

CINCINNATI REDS
2018 MEDIA GUIDE

CINCINNATI

JOEY VOTTO
6-Time Reds
Most Valuable Player
2008, 2010, 2011,
2015, 2016, 2017



**TUCKER
BARNHART**
2017 NL
Gold Glove
Catcher



36 HR
1.032
OPS
100 BA
68 RBI
OPS
106 RUNS
578 SLG
75 WAR
68 RBI
454 OBP
1.032
OPS
100 BA
68 RBI
OPS
106 RUNS
578 SLG





Great American Ball Park
100 Joe Nuxhall Way
Cincinnati, OH 45202
Phone: (513) 765-7000
Twitter: @Reds



Major League Baseball

245 Park Ave.
New York, NY 10167
Phone: (212) 931-7800
www.mlb.com, Twitter: @MLB

Cincinnati Reds Minor League Affiliates

- Class AAA: Louisville Bats - International League**
- Class AA: Pensacola Blue Wahoos - Southern League**
- Class A: Daytona Tortugas - Florida State League**
- Class A: Dayton Dragons - Midwest League**
- Rookie: Billings Mustangs - Pioneer League**
- Rookie: Arizona League Reds - Arizona League**
- Rookie: Greeneville Reds - Appalachian League**

Cincinnati Reds Mission Statement

The Cincinnati Reds are dedicated to building and maintaining a championship-caliber team that carries on our rich baseball tradition. We are committed to providing superior service, exceptional entertainment and continued contributions in our community.

The Cincinnati Reds' 2018 media guide was produced by the media relations and creative services departments and is based on information available through January 30, 2018. Biographies, statistics, editing and research provided by Rob Butcher, Larry Herms, Jamie Ramsey, Amy Calo, Brendan Hader, Michael King, Traci Annis, Natalya Herndon, Ben Barnette and Elias Sports Bureau. Contributing photos provided by Reds team photographers Greg Rust and Philip Groshong, Mike Moore, the National Baseball Hall of Fame, Getty Images, Major League Baseball and its affiliates. Special thanks to Pat Latham from CJK Print Possibilities. The 2018 media guide is an official publication of The Cincinnati Reds, LLC, 100 Joe Nuxhall Way, Cincinnati, OH 45202, (513) 765-7000. Its logos and graphics are trademarks of the Cincinnati Reds. All rights reserved. Reproduction in whole or in part without written permission is strictly prohibited. Printed in the USA using soy ink and 10% PCRf recycled content.





Presented by  PNC
Benefiting the Reds Community Fund

MORE THAN 75 REDS AND 16,000 FANS ATTENDED REDSFEST



CINCINNATI (December 4, 2017) — Attendance at FOX Sports Ohio Redsfest presented by PNC Bank totaled 16,266 fans on December 1 and 2 at the Duke Energy Convention Center.

“We packed a season’s worth of fun and excitement into Redsfest as only Reds Country knows how to do,” said Phil Castellini, Reds President & COO. “Redsfest remains the largest team fan festival in all of MLB and the great buzz created around our team is the perfect launch for the 2018 season. On behalf of our players, coaches, broadcasters and staff, we thank all who attended.”

REDSFEST 2017 BY THE NUMBERS:

- 45,000: Approximate number of autographs signed by over 75 current and former players, coaches, minor leaguers and broadcasters
- 16,266: Two-day attendance of FOX Sports Ohio Redsfest presented by PNC Bank
- \$11,000: First place prize won by David Wise of Reading, Ohio by outlasting 582 participants in the 12th annual Prestige Audio Visual & Creative Services Rick Steiner Celebrity Texas Hold'em Poker Tournament presented by Ashlee Fence
- 1,200: Boys and girls participating in clinics on the Gorilla Glue Field of Dreams and Coca-Cola Reds Rookie Field
- 400: Volunteers at Redsfest each day
- 268: Participants in the second annual Redsfest Bingo Tournament
- 234: Home runs hit in the Redsfest Celebrity Wiffle Ball Home Run Derby
- 13: Minor league players attending community outreach events at Cincinnati Children's Hospital Medical Center and the Academy of Multilingual Immersion Studies
- 7: Awards presented by the Reds and the local chapter of the Baseball Writers' Association of America:
 - Ernie Lombardi Award for Most Valuable Player: Joey Votto
 - Johnny Vander Meer Award for Most Outstanding Player: Raisel Iglesias
 - Joe Nuxhall Good Guy Award: Eugenio Suárez
 - Sheldon "Chief" Bender Award for Minor League Player of the Year: Nick Senzel
 - Minor League Hitter of the Year: Jose Siri
 - Minor League Pitcher of the Year: Tyler Mahle
 - Minor League Community Service Award: Aaron Fossas

All proceeds from the event benefit the youth baseball and softball outreach programs of the Reds Community Fund, which impacts more than 45,000 kids and coaches each year.



REDSFEST 2018 IS SCHEDULED TO TAKE PLACE NOVEMBER 30 AND DECEMBER 1 AT THE DUKE ENERGY CONVENTION CENTER

TABLE OF CONTENTS/INDEX

Reds Front Office	6-38
Ballpark Operations Bios	27
Baseball Operations Bios	17-23
Business Operations Bios	28-30
Clubhouse	23
Executive Bios	10-16
Front Office, Directory	6-8
Front Office, Photos	32-37
Medical Staff	25-27

Cincinnati Reds	39-194
Acquisitions	54-55
Birthdays	189
Coaches	42-53
Manager, Bryan Price	40-41
Players	59-188
Roster, 40-Man	56-57
Roster, Non-Roster Invitees	58
Service Time, Major League	189
Twitter Handles	189

Reds Player Development and Scouting	195-260
Award Winners, 2017 Minor League	218
Affiliate Directory	199
Affiliates, Through the Years	215
All-Star Selections, 2017 Reds Minor League	218
Bender Award Winners	216
Coordinators/Instructors	211-212
Cross Checkers, Photos	197
Directory, Player Development and Scouting	196
Draft, 2017	216
Draft, All-Time No.1 Draft Selections	217
International Player Development, Photos	198
Leaders, 2017 Organizational	219
Managers/Coaches	200-210
Recaps, 2017 Team	220-225
Players	226-258
Pro Scouts, Photos	197
Scouting Supervisors, Photos	198
Standings, 2017 Affiliates	219
Standings, 2017 NL Minor League	219
Top Prospects	218
Trainers/Medical Staff	212-213

2017 Season Review	261-316
Attendance, NL	277
Attendance, Day-by-Day	277
Batting Order	269
Batting Statistics	268

Blown Saves	270
Catchers' Stats	272
Catchers' Throwing Percentage	272
Complete Games	271
Day Totals, Reds Batters	292
Day Totals, Reds Pitchers	292
Day-by-Day Results	274-276
Designated Hitters	269
Disabled List	274
Ejections	273
Extra-Inning Games	273
Fielding Statistics	271-272
Great American Ball Park Totals, Reds Batters	290
Great American Ball Park Totals, Reds Pitchers	290
Highs and Lows	296-297
Leaders, AL Batting/Pitching	311-315
Leaders, NL Batting/Pitching	304-307
Left Handers, Reds Batters vs	288
Left Handers, Reds Pitchers vs	288
Monthly Recaps	278-285
Multi-Hit Games	269
Night Totals, Reds Batters	293
Night Totals, Reds Pitchers	293
Pitching Statistics	270
Records When...Reds'	273
Reds by Day/Month/Series/Game	274
Relievers Totals	270
Review, 2017 Season	262-267
Right Handers, Reds Batters vs	289
Right Handers, Reds Pitchers vs	289
Road Totals, Reds Batters	291
Road Totals, Reds Pitchers	291
Scoring Position, Reds Batters With Runners In	294-295
Shutouts	271
Standings, 2017 MLB Final	262
Starters by Position	269
Starters/Relievers Comparison	270
Statistics, Reds First-Half	286
Statistics, Reds Second-Half	287
Statistics and Rankings, AL	308-310
Statistics and Rankings, NL	301-303
Transactions	297-300
Wins in Last At-Bat	273
Won-Lost Breakdowns	273

Opponents	317-336
Ballparks, Major League Directory	335
Opponents, AL	332-334
Opponents, NL	318-331
Record vs AL	332



TABLE OF CONTENTS/INDEX

Reds History	337-428
All-Stars, All-Time.....	380
Attendance, Year-by-Year.....	346
Award Winners.....	378-379
Ballpark History.....	344-345
Ballparks, Through the Years.....	343
Batting, Individual Records.....	400-401
Batting Records, Single Game.....	404-405
Batting, Reds League Leaders.....	397
Batting, Top Five.....	398
Batting, Year-by-Year Team Stats.....	392
Batting, Yearly Individual Leaders.....	393-397
Club Records, Batting.....	399
Club Records, Fielding.....	420
Club Records, Pitching.....	415
Coaches, Since 1900.....	348
Fielding, Individual Records.....	421
Fielding, Year-by-Year.....	420
Games By Position, Most Career.....	422
Hall of Fame, National.....	356-357
Hall of Fame, Reds.....	358-365
Hall of Fame and Museum, Reds.....	366
Highest Scoring Games.....	389
Home Runs, Grand Slams.....	398
Home Runs, Great American Ball Park.....	407
Home Runs, Reds Trios/Duos.....	401
Home Runs, Reds w/30 in a season.....	401
Home Runs, Year-by-Year.....	391
Homestands, Best.....	390
Important Dates, Reds History.....	338-339
Induction Weekend.....	366
Inning, Biggest Ever.....	404
Last Time it Happened.....	423-427
Managers, Since 1900.....	347
Managers, Winningest.....	347
Marathons.....	389
Miscellaneous Records.....	422
Miscellaneous Hitting Feats.....	401-403, 406
Miscellaneous Pitching Feats.....	418-419
Most Seasons, Players.....	348
No-Hitters.....	419
Opening Day Lineups, Since 1900.....	384-387
Opening Day Results.....	382-383
Perfect Game.....	419
Pitching, Individual Records.....	416-417
Pitching, Reds League Leaders.....	413
Pitching, Top Five.....	414
Pitching, Yearly Individual Leaders.....	409-412

Pitching, Year-by-Year Statistics.....	408
Pitching Records, Single Game.....	415
Players Statues.....	370-371
Players/Pitchers/Rookies of the Week/Month.....	381
Record, Home/Road, Since 1900.....	342
Record, Year-by-Year.....	340-342
Retired Uniform Numbers.....	367-369
Road Trips, Best.....	390
Roster, All-Time, Post-1900.....	350-355
Roster, All-Time, Pre-1900.....	349
Streaks, Winning and Losing by Season.....	388
Strikeouts, Most by Reds Batters in Game.....	405
Uniform Numbers, All-Time.....	372-377

Reds in Postseason	429-462
Batting Leaders.....	435
Club Records.....	434
Individual Batting Records.....	433
Individual Pitching Records.....	436
Pitching Leaders.....	437
Postseason History.....	430
Roster, All-time Postseason.....	431
Series Results, By Year.....	438-460

Media and Other Info	463-503
Affiliates, Radio.....	470
Ballpark Guest Guide.....	491-497
Batting Practice Schedule, 2018.....	465
BBWAA, Cincinnati Chapter.....	474
Broadcasters, All-Time.....	470-472
Broadcast Team, 2018.....	466-469
Community, Reds In The.....	482-485
Covering the Beat, Photos.....	474
Directions to Great American Ball Park.....	498
Directory, MLB Front Office.....	477
Group Tickets/Party Areas, GABP.....	488-489
Media Outlets, Local.....	475
Media Relations Department, Bios.....	464
Media Relations Information/Guidelines.....	465
Media Relations Directory, MLB Clubs.....	473
National Baseball Hall of Fame Information.....	476
Premium Seating, Great American Ball Park.....	490
Promotional Dates, 2018.....	486
Rules of Interest, MLB.....	476-477
Seating Chart, Great American Ball Park.....	498
Spring Training Information.....	478-481
Ticket Information.....	499
Ticket Memberships/Plans.....	487



STAFF DIRECTORY
INVESTORS
Robert H. Castellini – W. Joseph Williams Jr. – Thomas L. Williams

Lindner Reds Baseball IV LLC – Frank Cohen – William J. Reik

Buy Buy Baseball, LLC – EMK Investment Company, LLC – Larry Sheakley – Jeffrey L. Wyler

Harry J. Fath – Jeffrey L. Gendell – Edwin J. Rigaud, AACE, LLC – HKR Baseball, LLC – Ronald L. Sargent

John H. Wyant – George H. Vincent, Queen City Diamond, LLC – Heading for Home, LLC – Art Hauser

EXECUTIVE OFFICE

Robert H. Castellini Chief Executive Officer
 W. Joseph Williams Jr. Chairman
 Thomas L. Williams Vice Chairman
 Phillip J. Castellini..... President and Chief Operating Officer
 Shellie Petrey..... Executive Operations Manager
 Dick Williams President of Baseball Ops., General Manager
 Sarah Vedder..... Exec. Asst. to Pres. of Baseball Ops., GM
 Walt Jocketty Executive Advisor to the CEO
 Christopher L. Fister..... Secretary and Treasurer
 Karen Forgas..... Senior Vice President of Business Operations
 Teddy Siegel Business Ops. Assistant
 Emily Mahle Business Ops. Assistant/Speakers Bureau
 Doug Healy Senior Vice President of Finance and CFO
 James A. Marx, Esq. Chief Legal Counsel
 Teena Schweier Assistant to CLO and CFO

Jeff Schugel Special Assistant to the General Manager
 Gary Glover Professional Scout
 Will Harford Professional Scout
 Joe Jocketty..... Professional Scout
 Bruce Manno Professional Scout
 Mick Mattaliano..... Professional Scout
 Jeff Morris Professional Scout
 Steve Roadcap Professional Scout
 Rob Fidler Manager, Pacific Rim Scouting
 Jamey Storvick Scout, Pacific Rim

Amateur Scouting

Chris Buckley Vice President, Amateur Scouting
 Paul Pierson..... Assistant Director, Amateur Scouting
 Tony Arias Director, International Scouting
 Richard Jimenez..... Director, Latin America Scouting
 Miguel Machado Assistant Director, International Scouting
 Emmanuel Cartagena Coord. Dominican Republic Scouting
 Richard Castro Coordinator, South America Scouting
 Hector Otero Coord., Global, MX, Caribbean, PR Scouting
 Gary Peralta..... Supervisor, Dominican Republic

BASEBALL OPERATIONS
Front Office

Sam Grossman..... Vice President, Assistant General Manager
 Nick Krall..... Vice President, Assistant General Manager
 Buddy Bell..... Vice President, Senior Advisor to the GM
 Joe Morgan..... Senior Advisor to Baseball Operations
 Lou Piniella Senior Advisor to Baseball Operations
 Eric Lee Senior Director, International Operations
 Charles Leddon Director, Sports Science Initiatives
 Brett Elkins..... Manager, Baseball Systems Development
 Ryan Barger..... Apps Development Specialist, Baseball Systems
 Bo Thompson Manager, Major League Video Operations
 Michael Schatz Manager, Baseball Analytics
 Mark Edwards..... Baseball Operations Analyst
 Pete Melgren..... Baseball Operations Analyst
 Kevin Corby Data Scientist
 Stuart Wallace Data Scientist
 Nick Wan Data Scientist
 Julio Morillo..... Baseball Ops. Assistant & Spanish Translator

Pro Scouting

Rob Coughlin..... Assistant Director, Professional Scouting
 Cam Bonifay Special Assistant to GM, Player Personnel
 Shawn Pender Special Assistant to GM, Player Personnel
 Terry Reynolds Special Assistant to GM, Player Personnel
 "J" Harrison Special Assistant to the General Manager
 Marty Maier..... Special Assistant to the General Manager
 John Morris..... Special Assistant to the General Manager

Player Development

Jeff Graupe Senior Director, Player Development
 Eric Davis Special Assistant to GM, Player Performance
 Barry Larkin Special Assistant to GM, Player Performance
 Mario Soto..... Special Assistant to GM, Player Performance
 Richard Stark..... Director, Minor League Medical Administration
 Patrick Serbus Director, Athletic Training
 Brad Epstein Director, Physical Therapy
 Melissa Hill..... Coordinator, Baseball Administration
 Mark Heil Player Development Analyst
 Bill Doran Field Coordinator
 Milt Thompson Hitting Coordinator
 Tony Fossas..... Pitching Coordinator
 Joel Nobao Latin American Field/Hitting Coordinator
 Darren Bragg Roving Outfield/Quality Control Instructor
 Delino DeShields..... Roving Outfield/Baserunner Instructor
 Corky Miller..... Roving Catching Instructor
 Frank Pfister Mental Skills Coach

Arizona Operations

Mike Saverino Operations Manager
 Branden Croteau Operations Assistant
 Charlie Rodriguez..... Operations Assistant
 Jon Snyder..... Minor League Equipment Manager
 John Bryk..... Minor League Clubhouse Assistant
 Gary Hall..... Minor League Video Coordinator

Major League Team Travel

Gary Wahoff.....Senior Director, Team Travel

Media Relations

Rob Butcher.....Vice President, Media Relations

Larry Herms.....Director, Media Relations

Jamie Ramsey.....Director, Media Relations, Digital Content

Medical Staff

Dr. Timothy Kremchek.....Medical Director

Dr. Angel Velazquez.....Asst. Med. Director, Assoc. Team Phys.

Steve Baumann.....Head Athletic Trainer, A.T.C.

Tomas Vera.....Assistant Athletic Trainer, A.T.C.

Jimmy Mattocks.....Assistant Athletic Trainer, A.T.C.

Sean Marohn.....Director, Str./Cond., C.S.C.S./RSCC*D

Zach Gjestvang.....Asst. Director, Str./Cond., C.S.C.S./RSCC

Clubhouse

Rick Stowe.....Senior Director, Clubhouse Operations

Mark Stowe.....Visiting Clubhouse Manager

Josh Stewart.....Reds Clubhouse Assistant

BALLPARK OPERATIONS

Tim O'Connell.....Vice President of Ballpark Operations

Ballpark Operations

Sean Brown.....Senior Director of Ballpark Operations

Colleen Rodenberg.....Director of Ballpark Administration

Rebecca Vanderwaal.....Security Manager

Bob Harrison.....Ballpark Operations Superintendent

Jan Koshover.....Senior Manager of Guest and Event Ops.

Jen Clemens.....Ballpark Administrative Services Manager

Roger Smith.....Chief Engineer

Gary Goddard.....Assistant Chief Engineer

Robert Burkhardt.....Finish Carpenter

Richard Kleinwachter.....Electrician

Daniel Korb.....Electrician

Chris Casarcia.....HVAC Technician

Don Eichstadt.....HVAC Technician

Justin Faul.....Maintenance Worker I

Mark Meeker.....Maintenance Worker I

Kyle Danbury.....Maintenance Assistant

Jon Phelps.....Ops QA/QC

Phil Stall.....Painter

Daniel Schmaltz.....Plumber

Chase Vogel.....Ballpark Operations Coordinator

Geoffrey Joseph.....Shipping & Receiving Clerk

Field Operations

Stephen Lord.....Head Groundskeeper

Derrick Grubbs.....Assistant Head Groundskeeper

Robbie Dworkin.....Grounds Supervisor

Public Safety and Security

John Cordova.....Public Safety Manager

Dewitt Anderson.....Public Safety Officer

Keith Anderson.....Public Safety Officer

John Brehm.....Public Safety Officer

Chad Gaffney.....Public Safety Officer

Michael Grote.....Public Safety Officer

Ken Lewis.....Public Safety Officer

Jason Schwab.....Public Safety Officer

Vincent Steinwert.....Public Safety Officer

Richard Toschlog.....Public Safety Officer

Brenna Turner.....Public Safety Officer

BUSINESS OPERATIONS**COMMUNICATIONS AND MARKETING**

Ralph Mitchell.....Vice President of Comm. and Marketing

Communications

Lisa Braun.....Director of Digital Media

Audra Sordyl.....Director of Marketing

Jarrod Rollins.....Director of Communications

Michael Anderson.....Public Relations Manager

Lori Watt.....Promotional Purchasing/Broadcasting Admin.

Brendan Hader.....Communications Manager

Chadwick Fischer.....Social Media Manager

Creative Services

Jansen Dell.....Director of Creative Operations

Amy Calo.....Creative Services Manager

Michael King.....Senior Designer

Sara Treash.....Junior Graphic Designer

PROMOTIONAL EVENTS AND PRODUCTIONS

Zach Bonkowski.....Vice President of Promo Events/Prod.

Promotional Events and Player Relations

Corey Hawthorne.....Director of Promo Events/Plyr. Relations

Jim Myers.....Authentic Manager

Caylor Escalante.....Promotional Events Manager

Kelsey Proctor.....Promotional Events Coordinator

Nick St. Pierre.....Events Coordinator/Mascots

Productions

Jami Itiavkase.....Director of Productions

Billy Johnson.....Productions Manager

Brent Vinson.....Video Engineer - Technical Manager

Nick Prince.....Video Productions & Technical Specialist

Nicholas Wedge.....Motion Graphic Designer

Kaitlin Simcoe.....Content Productions Specialist

COMMUNITY FUND

Charley Frank.....Executive Director, Reds Community Fund

Matthew Wagner.....Asst. Director, Reds Community Fund

Jerome Wright.....Director, Youth Acad. & Sr. Outreach Manager

Sara Ingram.....Sponsorship and Events Manager

Colleen Cheek.....Outreach Manager

Joe Palmer.....Fundraising and Operations Coordinator

Jorge Merlos.....Outreach Coordinator

Gabrielle Pape.....Outreach Coordinator

Jeremy Hamilton.....Assistant Director, Youth Academy

COMMUNITY RELATIONS

Lindsey Dingeldein.....Director of Community Relations

Natalya Herndon.....Diversity Relations Coordinator

CORPORATE PARTNERSHIPS

Bill Reinberger Vice President of Corporate Partnerships
 Dave Collins Director of Sponsorship Development
 Dan Lewis Corporate Partnerships Manager
 Todd Richardson Corporate Partnerships Manager
 Jackie Sprague Corporate Partnerships Manager
 Joe Zerhusen Broadcast and Affiliates Manager
 Joanie Conkle CRM Manager
 Erika Galiette Corporate Account Services Manager
 Jessica Jamison Corporate Account Services Manager
 Kelli Anne Louthan Corporate Account Services Manager
 Matt Pohlman Corporate Account Services Manager
 Jason Strine Digital Sales Manager
 Brandon Bowman Trafficking Coordinator
 Denise Lockwood Assistant to Corporate Partnerships

FINANCE AND ADMINISTRATION

Bentley "B.J." Viator Vice President of Finance, Controller

Accounting

Jill Niemeyer Accounting Manager
 Cathy Brakers Senior Accountant
 Sherri Yerkes Staff Accountant
 Sydney Simpson Accounts Payable Clerk
 Amanda Simpson Accounting Clerk

Human Resources

Allison Stortz Director of Human Resources
 Garry McGuire Employee Relations Manager
 Amy Ford Manager, Benefits and Wellness
 Melissa Craig Talent Development Manager
 Zach Wollman HR Business Partner

Payroll

Leanna Weiss Director of Financial Reporting and Payroll
 Ayanna Goddard Payroll Accountant

INFORMATION TECHNOLOGY AND BUSINESS ANALYTICS

Brian Keys Vice President of Technology

Technology

Keith Winchester Information Technology Manager
 Chris Renner Systems Administrator
 Steve Lewis Systems Administrator
 Clinton Van Andel Systems Support

Business Analytics

Steven Wyant B1/Data Architect
 Chris Calo Senior Business Analyst
 Mark Boone Business Analyst
 Kristin Elliott Application Developer
 Paige Pelle Business Marketing Developer
 Joe Enriquez Application Developer

TICKETS AND BUSINESS DEVELOPMENT

Aaron Eisel Vice President of Ticketing and Business Devt.
 Mark Schueler Senior Director of Ticket Sales & Service

Season and Inside Sales

Patrick Montague Director of Season Sales and Retention
 Shelley Volpenhein Manager of Sales and Retention
 Chris Herrrell Season Sales Manager
 Blake Williams Senior Season Account Executive

Richy Velasquez Season Account Executive
 Eric Keller Senior Client Services Representative
 Jimmy Dollard Client Services Representative
 Angel Gonzalez Client Services Representative
 Mason Smith Client Services Representative
 Tyler Wade Client Services Representative

Premium Sales and Services

Chris Bausano Director of Premium Sales & Service
 Ryan Rizzo Premium Sales Manager
 Megan Stuerenberg Senior Premium Service Executive
 Allison Lambert Suites and Premium Service Executive
 Craig Sample Premium Service Executive
 Jacob Swartz Premium Service Executive
 Kevin Sympson Premium Service Executive

Group Sales

Jacob Widerschein Director of Group Sales and Service
 Carmen Alberini Manager of Group Sales and Service
 Katie Berman Group Account Executive
 Cardell Carter Group Account Executive
 Aly Gruber Group Account Executive
 Vicki Pumpple Group Account Executive
 Jon Wagner Group Account Executive

Digital Ticketing & CRM

Matthew Ollerdisse Manager of Ticket Partnerships
 Jon Myers CRM Database Coordinator
 Jami Aufderbeck Digital Ticketing Coordinator

Single Game Ticketing

Kristen Meyers Director of Single Game Ticketing
 Ryan Haynes Single Game Ticketing Coordinator
 Andre Elkins Single Game Ticketing Coordinator

Special Events

Maria Brutz Special Events Sales Manager
 Terylle Austin Manager of Special Event Operations
 Anne Kirby Event Services Coordinator
 Alayna Earl Assistant Event Services Coordinator

Consumer Clubs

Kayla Parsley Consumer Clubs Manager

Customer Service

Craig Warman Director of Customer Service
 Jenny Niehaus Switchboard Operator
 Frank Rosiello VIP Ticket Concierge

Ticket Operations

John O'Brien Senior Director of Ticket Operations
 Bev Bonavita Season Ticket Operations Manager
 Lance Bucher Box Office Window and Parking Manager
 Billy Byrnes Ticket Operations Event Manager
 John Rieder Group Operations Manager
 Catie Bock Ticket Operations Manager
 Todd Wuest Ticket Systems Manager
 Tyler Crowley Ticket Operations Assistant
 Kelsey Carpenter Ticket Operations Assistant

REDS HALL OF FAME AND MUSEUM

Rick Walls Executive Director, Reds HOF and Museum
 Chris Eckes Operations Manager/Chief Curator
 Erin Chamberlain Marketing and Development Manager
 Ken Freeman Education & Programming Manager
 Mark Harlow Ticket Operations Manager
 Sherry Rowland Membership Manager
 Tyler Renfro Marketing and Development Coordinator

2018 NOTES





ROBERT H. CASTELLINI

CHIEF EXECUTIVE OFFICER

On Nov. 2, 2005, the Cincinnati Reds announced that the controlling interest in the club would be acquired by a group of Cincinnatians led by Robert H. Castellini, Chairman of Castellini Company.

Other members of the group acquiring the controlling interest include Thomas L. Williams and W. Joseph Williams, Jr., President and Chairman, respectively, of Cincinnati based North American Properties.

The sale of the club was completed on Jan. 19, 2006, and Mr. Castellini assumed control of the Club as its Chief Executive Officer.

Mr. Castellini has been involved in Major League Baseball for close to 40 years. His involvement included a minor interest in the Cincinnati Reds as part of the Williams family ownership until that interest was sold in 1984. He became a partner in the Texas Rangers in 1989 and the Baltimore

Orioles in 1993. From 1995 until 2006 Mr. Castellini was an investor in the St. Louis Cardinals. His interest in the Cardinals was sold as a condition of his acquisition of the Cincinnati Reds.

Mr. Castellini has been the Chairman of Castellini Group of Companies since 1992, following tenures as Executive Vice President from 1967–1970 and President from 1970–1992. The Castellini Company businesses include perishable distribution, food processing, public warehousing, transportation logistics and leasing.

In 1963, he graduated from Georgetown University with a degree in economics and after two years as an officer in the U.S. Army he received his MBA from Wharton Graduate School in 1967.


Mr. Castellini is very active in the Cincinnati community. He served as a member of the Board of Trustees for Xavier University as well as Chairman of Xavier’s Development Committee, member and Past President of the Cincinnati Business Committee, a member of the Commercial and Commonwealth Clubs of Cincinnati as well as past president of both clubs, member of the Chief Executives Organization and Past President of the Young Presidents’ Organization, Cincinnati Chapter. He donates his time as a board member of the Cincinnati Center City Development Committee (3CDC), chairman of the Joint Banks Steering Committee, President of the Cincinnati Equity Fund and New Markets Tax Credit, and a member of the Cincinnati Arts and Technology Center Steering Committee.

He has also been a member of the boards of directors for PNC Bank, Ohio and United States Playing Card Company, Comair Airlines, Babson College Board of Trustees, Denison University Board of Trustees and President of the Queen City Club. Mr. Castellini has been Chairman of the Boards of Trustees for both Tri Health, Inc. and the Good Samaritan Hospital, a Board of Trustees member for the National Underground Railroad Freedom Center and the Cincinnati Art Museum, and Chairman of the Board of the Cincinnati Zoo.

Bob is married to Susie Castellini and they have four children and 12 grandchildren.

REDS CEOs THROUGH THE YEARS

Aaron Champion.....	1869–70	Powel Crosley Jr.....	1934–46
Josiah L. Keck.....	1876–77	Warren C. Giles.....	1946–51
J. Wayne Neff.....	1878–79	Powel Crosley Jr.....	1951–61
Justus Thorner.....	1882–83	William O. DeWitt.....	1961–66
Aaron S. Stern.....	1884, 1887–90	Francis L. Dale.....	1967–73
George Herancourt.....	1885	Robert L. Howsam.....	1973–78
John Hauck.....	1886	Dick Wagner.....	1978–83
John T. Brush.....	1891–02	Robert L. Howsam.....	1983–85
Gary Herrmann.....	1902–27	Marge Schott.....	1985–99
C.J. McDiarmid.....	1928–29	Carl H. Lindner.....	1999–2006
Sidney Weil.....	1930–33	Robert H. Castellini.....	2006–Present



W. JOSEPH WILLIAMS, JR.

CHAIRMAN

Joe Williams is the Chairman of North American Properties, a national real estate development company.

Mr. Williams joined North American Properties as an Executive Vice President in 1970. From 1984-1994, he was the President. Since 1994, he has served as Chairman of the Board. Mr. Williams served in the United States Army prior to joining North American Properties.

Mr. Williams' family has a long history with Major League Baseball. Mr. Williams' father, William J. Williams, Sr., served as Vice President and part owner of the Cincinnati Reds from 1966 to 1982 before becoming General Partner in 1982. During the period from 1970 to 1982, Mr. Williams, Jr. served on the Board of Directors of the Cincinnati Reds. The family sold its interest in 1984.

In 1993, Mr. Williams became a part owner of the Baltimore Orioles. Mr. Williams was an owner of the St. Louis Cardinals from 1996 to 2005.

He graduated from Xavier University in 1969.

Joe Williams is married to Judy Williams. They have two children.



THOMAS L. WILLIAMS

VICE CHAIRMAN

Tom Williams is President and CEO of North American Properties, a national real estate development company. He has been President of North American Properties since 1994 and served as Vice President from 1986 through 1994. He was an associate with the law firm Frost & Jacobs from 1983 through 1986.

Mr. Williams is Vice Chairman and one of the principal owners of the Cincinnati Reds. He is a former owner of the St. Louis Cardinals from 1996 to 2006 and, prior to that, was an owner of the Baltimore Orioles.

Mr. Williams currently serves on numerous Boards including JobsOhio, The Western and Southern Financial Group, The Cincinnati Equity Fund, The Cincinnati Center City Development Corporation (3CDC), and Cintrifuse. He is a member and past Chairman of the Cincinnati

Business Committee (CBC), Co-Chair of the CBC's Economic Development Committee, and Co-Chair of the CBC's Education Committee. He is one of the founding members and past Chairman (August 2012 – April 2015) of the Cincinnati Regional Business Committee (CRBC) and serves on the Economic Development Committee, the Education Committee, and the Government Affairs Committee. He is a Co-Chair of the Child Poverty Collaborative. He is a member (past Chair) of REDI (Regional Economic Development Initiative) Cincinnati. He is Co-Chair of Build Our New Bridge Now Coalition. He is a board member of the Cincinnati USA Regional Chamber, Accelerate Great Schools, and Teach For America. He is Chairman Emeritus of the LISC Local Advisory Committee, and a member of the Cincinnati Art Museum Nominating Committee. He is also a member of the World Presidents' Organization and past member of the Young Presidents' Organization (past president), and a member of the Chief Executives Organization. He is member of the Commonwealth Club of Cincinnati (past president) and a member of the Commercial Club of Cincinnati (past president).

Some of Mr. Williams' past activities include membership of the boards of AAA Cincinnati, the Children's Home of Cincinnati, the Cincinnati Art Museum, the Cincinnati Zoo (past president), Downtown Cincinnati, Inc., Georgetown University's Board of Regents, Interact for Health, PNC Bank Ohio, The Port of Greater Cincinnati Development Authority, St. Joseph Home, Summit Country Day School, and Xavier University.

He is a member of the Camargo Club, the Cincinnati Country Club, Baker's Bay Golf and Ocean Club, Northport Point, the Queen City Club, Royal Poinciana Golf Club, and the Snowmass Club.

Mr. Williams is a graduate of Georgetown University and the University of Cincinnati College of Law.

Tom Williams is married to Jenny Williams. The Williams have three children.



PHILLIP J. CASTELLINI

PRESIDENT AND CHIEF OPERATING OFFICER

As President and Chief Operating Officer of the Cincinnati Reds, Phillip J. Castellini is in his 13th season with the Reds. Mr. Castellini is responsible for all business and ballpark operations of the organization, including a primary focus on the growth of new revenue through ticket sales, corporate sponsorships and special events. Mr. Castellini works closely with team concessionaire Delaware North Companies (DNC) on merchandising, licensing and food and beverage options. Additionally, Mr. Castellini oversees the Reds broadcast relationships.

During his tenure, Mr. Castellini has made fan engagement a priority throughout the organization, having led the development of numerous new attractions in the ballpark. Under Mr. Castellini's direction, locally renowned food and beverages are now served throughout the ballpark which broadly expands the traditional ballpark offerings. His commitment to fan entertainment reaches beyond the ballpark with the annual production of the best-in-class events such as Redsfest, the Opening Day Block Party, the Reds Caravan, the Hall of Fame Induction Gala, and numerous events for the Reds Community Fund.

Mr. Castellini also plays a pivotal role in the club's community efforts, serving as an executive committee board member for the Reds Community Fund. He assisted with the development of funding for the P&G Cincinnati MLB Youth Academy in Roselawn, which broke ground in 2013 and opened in 2014. This academy is the first in the Midwest as part of Major League Baseball's Youth Academy program.

On the league-wide level, Mr. Castellini serves on the International Committee and Diversity Committee. In addition to his Reds duties, Mr. Castellini is an active member of the Greater Cincinnati community. He is currently a member of institutions such as the Cincinnati USA Regional Chamber, TriHealth Board, Young Presidents' Organization, Commonwealth Club and Queen City Club, while formerly on the board of the Joy Outdoor Education Center, National Underground Railroad Freedom Center, Cincinnati Parks Board and Cincinnati Museum Center. Since 1993 he also has served as President of Merchants Cold Storage in Walton, Kentucky.

A graduate of Babson College, Mr. Castellini has a Bachelor of Science, Marketing and Entrepreneurial studies and a minor in literature. He also has attended post-graduate studies through the University of Pittsburgh's Semester at Sea program. He and his wife Britt have five children: Lucia, Gabriella, Chloe, Millie and John James.





DICK WILLIAMS

PRESIDENT OF BASEBALL OPERATIONS, GENERAL MANAGER

Dick Williams is in his second season as President of Baseball Operations, third season as General Manager and 13th season with the organization. In his current role, he oversees all aspects of baseball operations, including the Major League team, player development, pro and amateur scouting, and the international operations.

Williams has worked under two general managers since joining the Reds. He worked for Wayne Krivsky from 2006 until mid-2008. He then worked for Walt Jocketty from mid-2008 through the 2016 season. Krivsky was responsible for several key trades and player moves that contributed to the Reds' later success. Likewise, during his tenure, Jocketty made a number of critical moves that put the Reds in a position to appear in the postseason. Williams benefits from Jocketty's leadership and experience and he continues to work closely with Jocketty, who has moved into an Executive Advisor position.

Williams was the second youngest to be promoted to General Manager for the Reds since Gabe Paul in 1951. During that time, the Reds have had 10 different GM's. Overall, Williams is the 19th General Manager in the history of the team.

While Williams has worked in the front office, the Reds have made the postseason three times (2010, 2012 and 2013), winning the NL Central Division twice and the Wild Card once. The only other time in Reds history with as many playoff appearances in such a short window occurred during the Big Red Machine era, when that club made five postseason appearances in seven seasons between 1970 and 1976. When the Reds made the playoffs in 2010, it was their first appearance in the postseason in 15 years. The Reds were named the Organization of the Year by Baseball America in 2012.

One of the keys to the Reds' window of success from 2010 to 2013 was an improvement in the farm system. The talent in the Reds' minor league system was ranked 30th in the Major Leagues by Baseball America in 2006 when the new ownership group took over. Just two years later, the system was in the top five and has not ranked below 17th since 2006.

In 2016, Baseball America rated the Reds' June First-Year Player Draft the best of all 30 teams. Also during the summer of 2016, the Reds signed two Cuban players to add to their minor league system, SS Alfredo Rodriguez and RHP Vladimir Gutierrez. Both were ranked in the top seven of all international prospects by MLB. The Reds had a top rated draft class again in 2017.

Since the end of the 2015 season, the team has added 29 new players onto its 40-man roster. As of January 2018, the team had one of the youngest 40-man rosters in the game.

In addition to a continued focus on acquiring and developing talent, Williams is very interested in helping advance the team's analytics initiatives, which are improving the proprietary tools that aggregate scouting and statistical information and assist with decision-making. To that end, the team has made significant new investments in the past year into both personnel and infrastructure.

The team made several significant new investments this year in other areas of baseball operations including establishing a scouting presence in the Pacific Rim, expanding the scouting presence in Latin America, growing the domestic amateur scouting staff and increasing the Player Development staff to offer more personalized instruction to players. The team has also established a Sports Science initiative that will benefit the organization at all levels. For the first time, the team sent several top minor league players to leadership training after the 2016 season ended.

Williams supervised the Florida operations of the team in the past and was a leader in the team's design and construction of a new training complex in Arizona, which opened for the 2010 season. In 2015, he also supervised the relocation and renovation of the team's training facility in Boca Chica, Dominican Republic.

Williams was born and raised in Cincinnati as a Reds fan. In the 1970s, he was paired with George Foster in a television advertisement for a team Bat Day giveaway. In the 1980s, he served as a batboy at Al Lopez Field in Tampa during Spring Training. In October 1990, when the Reds won Game 6 of the NLCS vs the Pirates on the way to their first World Series appearance since 1976, he was arrested for running on the playing field



and joining the postgame celebration. He was sentenced to one day of community service, which he happily served, in exchange for having the trespassing charges dropped.

Williams' grandfather, W. Joseph Williams Sr., was one of the principal owners of the group that purchased the Reds in 1966. He served as Vice President of the club from 1966 to 1982 and as general partner from 1982 until he sold the team in 1984. As chairman of a small committee in 1967, Mr. Williams Sr. hired general manager Bob Howsam, who built the Big Red Machine championship teams. The Reds were baseball's dominant team in the 1970s, a decade during which they won six division titles, four NL pennants and the World Series in 1975 and 1976.

Williams' father and uncle were partners in the ownership of the Baltimore Orioles for two years in the mid-1990s and in the ownership of the St. Louis Cardinals for the 10 seasons from 1996 through 2005. The Cardinals appeared in the postseason in six of those 10 seasons.

Williams attended the University of Virginia where he was a finalist for the Jefferson Scholar program before being named an Echols Scholar. After graduating from the University of Virginia, Williams worked in investment banking in New York for Morgan Stanley & Co. He worked in the Real Estate group servicing corporate clients as well as working on the firm's proprietary real estate investment fund. He then relocated to Atlanta to work for what is now called SunTrust Robinson Humphrey as a Vice President in Corporate Finance. Subsequently, he joined an Atlanta-based early stage venture capital fund at inception as a partner, which led to several years of work in the private equity industry.

Williams worked full-time in Washington, D.C., during 2003-04 at the campaign headquarters for the President of the United States. After the campaign, in early 2005, Williams was invited to participate in a bi-partisan U.S. delegation that traveled to Jordan and Egypt to meet with political leaders and social activists.

Williams is an instrument-rated pilot with more than 650 flight hours and more than 800 takeoffs and landings.

Williams is a Chartered Financial Analyst, a designation he achieved while working in investment banking in Atlanta. Among other requirements, charterholders must pass three separate six-hour exams that are only offered once per year. The exams cover a variety of topics including Quantitative Methods (probability and statistics), Economics, Corporate Finance, Accounting, Financial Analysis and Reporting, Security Analysis and Portfolio Management.

Williams is a member of YPO, a global platform for chief executives to engage, learn and grow.

Williams currently serves on the Board of Directors for the Boys and Girls Clubs of Greater Cincinnati, the Williams Foundation and the Cincinnati Reds Hall of Fame and has served in that capacity in the past for the American Council of Young Political Leaders and the Cincinnati Parks Foundation. A native of Cincinnati, he returned to the city in 2006 to join the Reds and he spends as much time as work permits in Mt. Lookout with his wife, their four young children and their dog.

REDS GENERAL MANAGERS THROUGH THE YEARS

John Brush	1891-02	Dick Wagner	1978-83
Garry Herrmann	1902-27	Bill Bergesch	1984-87
C.J. McDiarmid	1927-29	Murray Cook	1987-89
Sidney Weil	1929-33	Bob Quinn	1989-92
Larry MacPhail	1933-36	Jim Bowden	1992-2003
Warren Giles	1936-51	Dan O'Brien	2003-06
Gabe Paul	1951-60	Wayne Krivsky	2006-08
William O. DeWitt	1960-66	Walt Jocketty	2008-2015*
Bob Howsam	1967-78, 1983-84	Dick Williams	2016-Present

* In 2016 served as President of Baseball Operations



WALT JOCKETTY

EXECUTIVE ADVISOR TO THE CEO

On April 23, 2008, Walt Jocketty was named President of Baseball Operations and General Manager. Mr. Jocketty came to Cincinnati on January 11, 2008, when he was named special advisor to Reds President and CEO Bob Castellini. In that role, he advised and assisted Castellini in every facet of baseball operations, including matters related to the front office, Major League field and support personnel, scouting, minor league and international operations and medical services.

After serving nine years (2008-2016) as the President of Baseball Operations and General Manager for the Reds, Mr. Jocketty transitioned into a new role as Executive Advisor to the CEO.

Mr. Jocketty is in his 44th season in professional baseball. Following the 2014 season, while at the annual GM Meetings, Mr. Jocketty received the John Schuerholz Award honoring his 20 years of service as a general manager in the game. Upon joining the Reds organization, he wasted no time building the Reds into a contender. As GM he has helped establish a solid core that has brought a winning culture back to the Queen City. There is no shortage of significant moves Mr. Jocketty made in his eight years as GM with the Reds. He was able to sign 2010 NL MVP Joey Votto to a 10-year extension at the start of the 2012 season. He was also instrumental in the Aroldis Chapman signing, extending Jay Bruce, Johnny Cueto and Brandon Phillips, acquiring Sean Marshall and Jonathan Broxton to shore up the bullpen and the trade for ace Mat Latos, among other deals.

In 2010, in voting of his peers Mr. Jocketty was named Major League Baseball's Executive of the Year by Sporting News after leading the Reds to the National League Central Division championship and the club's first playoff appearance since 1995. He previously received that honor in 2000 and 2004 and the same from Baseball America in 2000. In 2004, he also received the Rube Foster Legacy Award from the Negro Hall of Fame as National League Executive of the Year.

Before joining the Reds, he spent 13 years (1995-2007) with the St. Louis Cardinals as Vice President and General Manager and led that club to seven playoff appearances. During his tenure there, St. Louis won the National League Central Division outright six times, including three times in the last four seasons, and also earned a spot in the 2001 playoffs as the Wild Card after finishing the regular season in a first-place tie with the Houston Astros. He put together Cardinals teams that won National League pennants in 2004 and 2006 and the World Series championship over the Detroit Tigers in 2006.

Mr. Jocketty's acquisitions during his tenure with the Cardinals were key to the team's success. He signed free agent Chris Carpenter, who won the 2005 NL Cy Young Award, and traded for 20-game winner Darryl Kile and All-Stars Mark McGwire, Larry Walker, Scott Rolen and Jim Edmonds. He oversaw amateur drafts that landed Albert Pujols, J.D. Drew, Matt Morris and Rick Ankiel. Prior to the 1996 season, Mr. Jocketty hired Hall of Fame manager Tony LaRussa. For the Reds, on January 11, 2010 he was instrumental in the signing of 21-year-old heralded free agent left-handed pitcher Aroldis Chapman of Cuba.

In March 1980, Mr. Jocketty was hired by Oakland Athletics owner Charles O. Finley as Director of Minor League Operations and Scouting and was instrumental in overhauling that organization's minor league system. He worked for the Athletics for 14 seasons, including the last 10 as director of baseball administration, before joining the Colorado Rockies in 1993 as assistant general manager/player personnel.

While with Oakland, Mr. Jocketty played a key role in establishing the Arizona Rookie League and the Dominican Summer League. He previously served on Major League Baseball's Operations Committee, which is responsible for negotiations between the Professional Baseball Association and Major League Baseball. He has served as a board member of the Epworth Children's Home in St. Louis. In February 2007, he was inducted into the Missouri Sports Hall of Fame.

Mr. Jocketty and his wife, Sue, reside in Paradise Valley, AZ. Their daughter, Ashley, is working as a chef in Cincinnati. Their son, Joey, is a pro scout for the Reds.



KAREN FORGUS

SENIOR VICE PRESIDENT OF BUSINESS OPERATIONS

Karen Forgus is a native Cincinnati and lifelong Reds fan who is in her 12th season with the organization, joining in December 2006 as Vice President of Marketing and Communications before later assuming her current role as Senior Vice President of Business Operations. She and Phil Castellini serve as the lead- liaisons for the Reds' civic, business, and non-profit relationships, as well as with Major League Baseball for business operations.

In her current role, Karen oversees ticket sales, corporate sponsorships, community relations, diversity initiatives, marketing, communications, broadcasting, in-game entertainment and productions, consumer clubs, public relations, and promotional events. Karen leads the Reds Way customer service model used in-park by Reds employees and Reds partners. And she directs social and digital media strategy.

In 2014, Karen was selected as a "Game Changer" by Sports Business Journal. The honor is presented annually to recognize women who are having a major impact in sports business.

She has worked as a freelance speech writer, media buyer and art director for a number of corporations and nonprofits. And, she produced worship services for Horizon Church.

Karen serves on the boards of the Cincinnati Children's Theater, Downtown Cincinnati Inc., the Cincinnati Reds Hall of Fame, and the Reds Community Fund.

Karen holds a Bachelor of Science degree from the University of Dayton. Her daughters Rachel, Leah and Hope carry the same love of Reds baseball that began with Karen's parents, Bob and Jean Kraft.



DOUGLAS W. HEALY

SENIOR VICE PRESIDENT OF FINANCE AND CHIEF FINANCIAL OFFICER

Douglas W. Healy is the Vice President and Chief Financial Officer of the Cincinnati Reds, a role he has held since December 2006 after being hired as the senior director of finance in March 2006. Doug has spent his professional career in Cincinnati since graduating from Xavier University in 1997. He came to the Reds from Multi-Color Corporation where he was the director of financial reporting and prior to that a senior manager with Deloitte. He also sits on several boards and committees for various nonprofits throughout Cincinnati. Doug's responsibilities with the Reds include finance, accounting, treasury, risk, human resources and

information technology. Doug and his wife, Emily, live in West Chester, Ohio, along with their daughters: Abigail, Sophie and Libby.



JAMES A. MARX, ESQ

CHIEF LEGAL COUNSEL

James A. Marx joined the Reds as Vice President and General Counsel on Jan. 1, 2008. Jim is formerly a partner with the law firm of Dinsmore & Shohl LLP, where he remains of-counsel. Since January 2006, Jim has served as the Reds' primary legal counsel and has been responsible for all facets of the Reds' legal work. Jim received his juris doctorate from The Ohio State University College of Law in 1997, his Masters of Business Administration (1989) and his Bachelor of Arts in International Relations (1986) from the University of Cincinnati. Jim serves on several community nonprofits boards, including the Reds Hall of Fame and Museum and the Reds Community Fund.



SAM GROSSMAN - Vice President, Assistant General Manager

Sam Grossman is in his 12th season with the Cincinnati Reds and third as Assistant General Manager. In this role, he performs a variety of duties including management of the Reds Analytics and Sport Science departments, creating and maintaining the baseball operations budgets, assisting with administration of the Medical and Strength & Conditioning departments and providing statistical analysis for the Major League team, player development, amateur and professional scouting. He has also been involved in the design and construction of the Reds player development complex in Arizona and the renovation of their Dominican academy. Grossman began his career with the Reds as a Baseball Operations Assistant in 2007 and has held titles of Manager of Baseball Research and Analysis, Director of Baseball Research and Analysis and Senior Director of Baseball Analytics. Before joining the Reds, he worked for the Milwaukee

Brewers Video Advance Scouting department and the Boston Red Sox Florida Operations. A 2001 graduate of Northwestern University with a BA in Mathematics, he spent several years as an actuarial analyst prior to working in baseball. He lives in Cincinnati with his wife Jamie, daughters Anna and Sadie and their mutt Toby.



NICK KRALL - Vice President, Assistant General Manager

Nick Krall enters his 16th season with the Reds and his second as Vice President, Assistant General Manager. In his role, he assists President of Baseball Operations/ General Manager Dick Williams with all day-to-day Major League operations, which include administration, arbitration, contract negotiations, rules and waivers compliance, and player acquisitions. Krall also oversees the Professional Scouting department and the Baseball Operations Intern program, which has led to numerous former interns finding employment in the baseball industry. Additionally, he works closely with the Amateur Scouting, Analytics and Player Development departments.

Krall was hired by the Reds in 2003 to oversee the team's advance scouting preparation. In 2008, he was promoted to Assistant Director of Baseball Operations, a role he served until 2013, when he was promoted to Asst. Director of Baseball Operations. In 2014,

he became Sr. Director of Baseball Operations and in 2015 was promoted to Assistant GM. Before coming to Cincinnati, Krall worked for the Oakland Athletics during the 2001 and 2002 seasons, in various capacities, including Baseball Operations. Prior to his stint in Oakland, he interned for the now defunct New Jersey Cardinals of the NY Penn League. A Rossville, PA native, Krall received his B.E. in Kinesiology from Louisiana State University in 2000. He currently resides in Northern Kentucky with his wife and their two daughters.



CHRIS BUCKLEY - Vice President, Amateur Scouting

Chris Buckley enters his 13th season in the Reds organization, his second as Vice President of Amateur Scouting. He was one of former general manager Wayne Krivsky's first hires in February 2006 and oversees all aspects of scouting for the June First-Year Player Draft. Before joining the Reds, in January 2006 Buckley had a brief stint with the Chicago Cubs as special assistant to the general manager. Prior to that, he spent 17 years as a member of the Toronto Blue Jays staff in a variety of roles focused mostly on scouting, including director of scouting from 2000-'03. Buckley also worked as an area scout in Florida (1989-'95), national cross checker (1996-'00) and special assistant to the general manager (2003-'05).



LOU PINIELLA - Senior Advisor to Baseball Operations

Lou Piniella, field manager of the Reds' 1990 World Series championship team, in February 2016 joined the organization in a consulting capacity as a Senior Advisor to Baseball Operations. The Tampa native managed in the Major Leagues for 23 years and compiled a .517 winning percentage (1,835-1,713) for the New York Yankees, Reds, Seattle Mariners, Tampa Bay Devil Rays and Chicago Cubs. He earned Manager of the Year awards while with Seattle in 1995 and 2001 and while with Chicago in 2008. During the 2000-2002 seasons while managing in Seattle, Piniella's pitching coach was current Reds field manager Bryan Price. Over 3 seasons from 1990-1992, he led the Reds to a 255-231 record (.525) that included 91- and 90-win seasons and the 1990 world title. The former outfielder spent 18 seasons in the Major Leagues and

hit .291 with 1,705 hits, 102 HR and 766 RBI in 1,747 games for the Yankees, Royals, Indians and Orioles. Piniella was the American League Rookie of the Year in 1969 and an All-Star in 1972.



BUDDY BELL - Vice President, Senior Advisor to President of Baseball Operations

Buddy Bell is in his first season as Vice President, Senior Advisor to President of Baseball Operations, General Manager Dick Williams. He spent 4 seasons playing with the Reds from 1985-1988 and then joined the organization's front office for the 1999 season as minor league field coordinator. Bell worked for the Chicago White Sox the previous 14 seasons, including the last 5 years as Vice President/Assistant GM. He assisted in Major League roster and staffing decisions, took on amateur and special scouting assignments and oversaw the team's player development system. Bell played 12 seasons with the Cleveland Indians (1972-1978), Texas Rangers (1979-1985, 1989), Reds and Houston Astros (1988). He was a 6-time Rawlings Gold Glove Award winner, a 5-time All-Star and was elected to the Texas Rangers Hall of Fame in 2004. Bell spent 13 seasons on Major League field staffs, including 9 as manager in Detroit (1996-98), Colorado (2000-2002) and Kansas City (2005-2007). Bell has 5 children: David, Mike, Ricky, Kristi and Traci. David played in the majors from 1995-2006 and was just named Vice President of Player Development for the San Francisco Giants. Mike was selected by Texas in the first round in 1993, played for the Reds in 2000 and currently is the Director of Player Development for the Arizona Diamondbacks. Ricky was drafted by the Dodgers in the third round in 1997 and played 10 minor league seasons. Buddy and his father, Gus, who played in the Major Leagues from 1950-1964, established a record for hits by a father/son duo (4,337), later broken by Barry and Bobby Bonds. Bell graduated from Cincinnati's Moeller High School and attended Xavier University and Miami (Ohio) University.



JOE MORGAN - Senior Advisor to Baseball Operations

Hall of Fame second baseman Joe Morgan officially joined the organization on April 21, 2010, when he was named Senior Advisor to President of Baseball Operations and General Manager Walt Jocketty. Morgan's duties include assisting in the development and cultivation of the Reds' baseball operations organizational philosophy and in player development strategy, along with assisting in the development of the club's community outreach and diversity initiatives. A 10-time All-Star and five-time Gold Glove Award winner, Morgan spent eight of his 22 Major League seasons with the Reds, playing in four World Series and winning back-to-back World Series championships in 1975-'76 as a member of the legendary Big Red Machine. He was named the National League's Most Valuable Player in 1975 and 1976 and received the league's Comeback Player of the Year Award in 1982. Before ending his career in 1984, Morgan had established a new career home run record for second basemen (266) and is currently third on that list. After being enshrined in the Reds Hall of Fame in 1987, Morgan was elected to the National Baseball Hall of Fame on the first ballot in 1990 and currently serves as the vice chairman of the Hall's board of directors. Morgan also serves on the board of directors for the Baseball Assistance Team (BAT) and the Jackie Robinson Foundation. Known for his community interest and support of youth programs, Morgan is a contributor to the Young America Baseball Program, the Oakland Unified School District Sports Program and is founder and president of the Joe Morgan Youth Foundation, which provides college scholarships and financial support to programs that are instrumental in the development of youth. A two-time Sports Emmy Award winner, Morgan was the lead baseball analyst on ESPN from 1989-2010 and previously broadcast for ABC, NBC, Giantsvision and SportsChannel.



CAM BONIFAY - Special Assistant to the General Manager, Player Personnel

Cam Bonifay, 66, enters his 16th year with the Reds in multiple roles including Scouting Supervisor and Special Assistant to the GM/Player Personnel, which encompasses the complete evaluation of the Reds Major League and minor league system, as well as Special Assignments for GM Dick Williams. From 1982-87 as a scouting supervisor, Bonifay drafted All-Star Reggie Sanders and signed Major Leaguers Reggie Jefferson, Kal Daniels, Marty Brown and Milt Hill. He previously worked for the Pittsburgh Pirates as Scouting Director and Assistant General Manager, and was Executive Vice President/General Manager from 1993-2001. In 1997, the Pirates were named "Organization of the Year" by USA Today, and Bonifay was named "Executive of the Year" by The Sporting News. From 2002-05, he worked for the Tampa Bay Rays as Director of Player Personnel directing both the scouting department in amateur player acquisition in the First Year Player Draft and amateur free agent signings, and the Player Development Department. From October of 2007-2008, he joined the St. Louis Cardinals as a special assistant to Walt Jocketty, evaluating the American League East Division. Bonifay begins his 42nd year in professional baseball as a player and baseball operations staff member and executive, after graduating from Georgia Tech. He was a four-year letterman in baseball and three year letterman in football, and is a member of the Georgia Tech Athletic Hall of Fame, as well as the Georgia Sports Hall of Fame in Macon, GA. Bonifay and wife Leigh live in Pfafftown, North Carolina. They have six children, Jonathan, Josh, Jennifer, Ryan, Michael and Anna, and four grandchildren, Jake, Cameron, Cora and Caroline.



SHAWN PENDER - Special Assistant to the General Manager, Player Personnel

Shawn Pender was named Special Assistant to the GM in 2017 after joining the Reds in 2008 as their Major League Advance Scout, a position he held for eight seasons. His professional career began as a player when he signed with the Pittsburgh Pirates in 1984. His resume includes roles in both scouting and development. Pender was an area scout with the Astros, an East Coast Cross Checker with the Indians and Rays as well as a National Cross Checker with the Orioles. He also worked as a special assignment scout with the Yankees. Shawn has managed and coached in the minor leagues as well as a short stint as Head Coach at Saint Joseph's University in Philadelphia. His present role includes evaluating the Reds minor league system, special assignments for GM/President Dick Williams and some spring training coaching assignments at the

ML level. Pender graduated from Rollins College in Winter Park, Fla. He is a member of the Rollin's College Athletic Hall of Fame as well as his High School (Episcopal Academy in Philadelphia). Shawn resides in Haverford, Pa with his wife Peg and has four grown children (Lindsay, Eric, Rylee and John).



TERRY REYNOLDS - Special Assistant to the General Manager, Player Personnel

Terry Reynolds was named Senior Director of Professional and Global Scouting in December 2010 after having served four years as the head of player development. He joined the organization in January 2004 when he was hired as director of amateur scouting. Prior to joining the Reds' front office, he spent 25 years in the Dodgers organization, most recently as their coordinator of minor league scouting/special-assignment scout. As GM of the Class A Vero Beach Dodgers, Reynolds was named the Florida State League Executive of the Year (1980, '83, '85), The Sporting News' Minor League Executive of the Year ('83) and the Florida Diamond Executive of the Year ('86). He served as director of Dodgertown in 1988, assistant director of scouting for the Dodgers from 1989-'90, director of domestic, international and professional scouting

from 1991-'98, as well as coordinator of winter baseball from 1993-'96. In 2010, Reynolds was honored with induction into the Florida State League Hall of Fame and in 2011 was inducted into the Professional Baseball Scouts Hall of Fame. In 1976, Reynolds graduated from the University of Wisconsin-Whitewater and in 1977 he graduated from Siena Heights (MI) College with a master's degree in guidance and counseling. A year later, he earned a master's degree in sports administration from Ohio University. He and his wife, Marie, have a son, Jonathan, and daughter, Kathryn.



"J" HARRISON - Special Assistant to the General Manager

"J" Harrison joined the Reds Organization on October 12, 2006, when he was hired as the Director of Professional Scouting. In 2009, he was named to his current role as Special Assistant to the General Manager. In 2018, "J" will begin his 22nd season in professional baseball which began on December 1, 1996, with the Atlanta Braves. Harrison served as an Area and Regional Supervisor with the Braves until 2004 before joining the Milwaukee Brewers Professional Scouting Staff for the 2005 and 2006 seasons. From 1994-96, prior to joining the professional ranks, he was an assistant coach at Chico State University in Chico, CA. In 1994, Harrison joined a staff that had inherited a seven-win team and managed to finish the 1995 season just one game under

.500. Following the season, "J" was named recruiting coordinator and with one recruiting class under his belt had the Wildcats in the 1996 Division II Western Regional Final, one game from their first ever World Series appearance. After recruiting his second class in the fall of 1996, just prior to accepting a full time position with the Braves, that team claimed the 1997 Division II World Series Title. In 1992, Harrison graduated from Lewis-Clark State College in Lewiston, Idaho with a degree in communications where he also was a member of the 1991 and 1992 NAIA National Champion baseball teams. Harrison and his wife, April, have two daughters, Jaysa, 15, and Eryn, 13.

IN MEMORY OF

Kevin Towers

November 11, 1961 – January 30, 2018

Reds Special Assistant to the General Manager





MARTY MAIER - Special Assistant to the General Manager

Marty Maier joined the Reds in November 2010 as a Special Assistant to the General Manager and 2018 will mark his 39th season in scouting. In January 2017 he was recognized for contributions to the game when he received the "Legends in Scouting Award" during the Professional Baseball Scouts Foundation's 14th annual "In the Spirit of the Game" awards banquet in Los Angeles. Maier spent 2007-2010 with the Kansas City Royals as a national supervisor and was instrumental in the drafting of Mike Moustakas, Eric Hosmer, and many others. Maier spent 24 years with the St. Louis Cardinals as an area scout, Latin American coordinator, assistant director of scouting, scouting director and special assistant to the GM. As an area scout he signed many Major League players for the Cardinals including Vince Coleman, Lance Johnson, Danny Cox and Luis Alicea. As the director of scouting, Maier was responsible for drafting and signing Rick Ankiel, Dan Haren, Matt Morris, Placido Polanco, Brendan Ryan, Skip Schumaker, and Jason Motte. Maier also spent three years with the Los Angeles Dodgers as a special assignment scout. He was inducted into the Southeastern Scouts Association Hall of Fame in 2003. Maier was signed by the Royals in 1974 after playing college baseball at Florida State University. The former infielder played in both Royals and Yankees systems. A native of Hollywood, Florida, Maier and his wife Diane currently live in Chesterfield, Missouri, and have three sons: Zackary, Jacob and Max.



JOHN MORRIS - Special Assistant to the General Manager

John Morris enters his 12th season with the Reds in the Pro Scouting Department. He was named Special Assistant to the GM on November 1, 2012. Prior to joining the Reds John spent nine seasons in player development with the Philadelphia Phillies and California Angels as a manager and coach. After an All American career as an outfielder at Seton Hall University John became a first round draft pick of the Kansas City Royals in 1982. His playing career included seven seasons in the Major Leagues with the St. Louis Cardinals, Philadelphia Phillies and California Angels. He was an outfielder for the 1987 National League Champion St. Louis Cardinals. After his playing career ended in 1993, John returned to Seton Hall University to complete his degree in Political Science. John is a member of the Seton Hall Athletic Hall of Fame and also the Cape Cod Baseball League Hall of Fame. He lives in New Canaan, Connecticut, with his wife Marilena and two step children.



JEFF SCHUGEL - Special Assistant to the General Manager

Schugel is in his fourth season as a Special Assistant to the GM. The 2018 season will be Schugel's 31st year in scouting and 34th year in baseball. Schugel played and started his scouting career with the Minnesota Twins, serving as their Florida Scouting Supervisor and later their East Coast Supervisor. He has since worked with the Colorado Rockies (National Cross-Checker, Director of International Scouting), Los Angeles Dodgers (Director of International Scouting, Major League Scouting), Los Angeles Angels (Major League Scout), and Atlanta Braves (Major League Scout). A native of New Ulm, Minnesota, Schugel was signed by the Twins in 1983 after playing college baseball and hockey at Minnesota State University. Schugel and his wife Tammy live in Highlands Ranch, Colorado, and their son A.J. is a pitcher in the Pittsburgh Pirates organization.



ERIC DAVIS - Special Assistant to the General Manager, Player Performance

Reds Hall of Fame outfielder Eric Davis officially joined the organization on November 1, 2008 as Special Assistant to the GM. He previously worked with the club during spring training as a special instructor. A two-time National League All-Star, Davis spent nine of his 17 seasons with the Reds (1984-91, '96) and was inducted into the club's Hall of Fame on June 11, 2005. He finished his Major League career with a .269 batting average, 282 home runs, 934 RBI and 349 stolen bases in 1,626 games with the Reds, Dodgers (1992-93), Tigers (1993, 94), Orioles (1997-98), Cardinals (1999-00) and Giants (2001). Davis was a three-time Gold Glove winner, a two-time Silver Slugger recipient and posted seven 20 homer/20 stolen base seasons, including the first 30/30 campaign in Reds history (1987). He twice won Comeback Player of the Year honors. Davis originally retired after the 1994 season because of a herniated disc in

his neck but returned in 1996 to bat .287 with 26 HR, 83 RBI and 23 stolen bases in 129 games for the Reds. He overcame adversity once again in 1998, when he came back from colon cancer to bat a career-high .327 with 28 HR and 89 RBI in 131 games for the Orioles.



BARRY LARKIN - Special Assistant to the General Manager, Player Performance

Hall of Fame shortstop Barry Larkin is in his third season as Special Assistant to the GM. A Cincinnati native, Larkin spent the entirety of his 19-year Major League career with the Reds. He was a 12-time National League All-Star, voted in five times as a starter. He won the 1995 NL MVP Award, a World Series championship in 1990, nine Louisville Slugger Silver Slugger Awards and three Rawlings Gold Glove Awards. For his career, he hit .295 and had nine seasons where he batted at least .300. "The Captain" hit 198 home runs and finished with 960 RBIs in 2,180 career games. Larkin was the first shortstop in Major League history to produce 30 home runs and 30 steals in the same season. After retiring in 2004, his efforts as a player earned him an induction into the Reds Hall of Fame in 2008 and a spot in Cooperstown at the National Baseball Hall of Fame in 2012. In the years since his retirement, Larkin joined

the front office of the Washington Nationals then went on to TV analyst roles at MLB Network and ESPN. In 2015, he rejoined the Reds organization as a roving minor league infield instructor.



MARIO SOTO - Special Assistant to the General Manager, Player Performance

Reds Hall of Fame pitcher Mario Soto officially joined the organization on November 1, 2008 as Special Assistant to the GM. The right-hander previously worked with the club during spring training as a special instructor. A three-time National League All-Star, Soto spent his entire 12-year Major League career with the Reds and in 224 starts amassed a 100-92 record with a 3.47 ERA, 72 complete games and 1,449 strikeouts. His devastating changeup often was called the best in baseball. From 1981-85, no pitcher in baseball recorded more strikeouts than Soto's 1,066. In 1982, he recorded 274 strikeouts, a franchise single-season record that still stands. Soto led the National League in starts in 1981 (25), in complete games in 1983 (18) and 1984 (13) and in strikeouts per 9 innings ratio in 1980 (8.61) and 1982 (9.57). He was inducted into the Reds Hall of Fame in 2001. Soto was the pitching coach for the Dominican Republic in the 2009 World Baseball Classic.



JEFF GRAUPE - Senior Director, Player Development

Jeff Graupe was named to his position on November 1, 2012. He is currently in his 13th season with the Reds. In 2006, he began his front office career as a Baseball Operations Assistant, primarily overseeing the Major League advance scouting reports and video operations for three seasons. He transitioned to the Player Development department in 2010 and was named Assistant Director of Player Development in 2011. Graupe graduated from Blair Academy in New Jersey in 2002 before becoming a four-year letter-winner and captain of the baseball team at Haverford College, where he earned a degree in history. He and his wife, Margaret, live in Anderson with their daughters, Summer and Charlie.



TONY ARIAS - Director, International Scouting

Tony Arias joined the Reds organization on Sept. 16, 2006, and served as the Director of Latin America Scouting until his promotion to Director of International Scouting on November 1, 2014. Arias and his Latin America staff are credited with signing Aroldis Chapman, Raisel Iglesias, Henry Rodriguez, Neftali Soto, Ismael Guillon, Yorman Rodriguez, Daniel Corcino, Ronald Torreyes, Carlos Contreras, Wandy Peralta and Aristides Aquino. Arias is also credited with signing recent Reds first round draft picks Yonder Alonso, Yasmani Grandal and Nick Travieso in his June draft duties for the Reds. The 2018 season is Tony's 34th year in professional baseball. Prior to joining the Reds, Arias worked in the Toronto Blue Jays organization for 11 seasons, serving as Director of Latin America Operations for his final seven seasons with Toronto. Arias originally joined the Blue Jays as a scout in 1996 after playing, coaching and scouting

for the Oakland Athletics system from 1984-'95. Arias played at Miami-Dade Community College in 1981-1982. The 1981 team won the national championship. He played for two years at Florida International University before he was drafted and signed by Oakland in the eighth round in 1984. Tony earned his bachelor's degree from FIU. Arias and his wife, Mary, have two children, Tony III and Nicholas, and reside in Miami Lakes, FL.



RICHARD JIMENEZ - Director, Latin America Scouting

Richard Jimenez joined the Reds organization in December 2007 and currently serves as the Director of Latin America Scouting after seven years as a Dominican Scouting Coordinator. Prior to joining the Reds, Jimenez worked in the Toronto Blue Jays organization in 2004, serving as an area scout in Santo Domingo, Dominican Republic, followed by a season with New York Yankees as an Assistant of Baseball Administration and two more seasons as a Yankees area scout in the Dominican Republic. Jimenez originally joined the Blue Jays as a player in 1997 and played for five years in their minor league system. Richard and wife Leomarys have two children, Alexander and Daniel, and reside in Santo Domingo, Dominican Republic.



ERIC LEE - Senior Director, International Operations

In his fifth year with the Reds, Eric Lee will serve as Senior Director, International Operations. In this role, Lee will coordinate the Reds' international player development and scouting, while overseeing all activities at the Reds Dominican Republic Academy in Boca Chica, including the Reds' Dominican Summer League affiliate. Since joining the Reds as Baseball Operations Assistant in 2014, Lee has served in multiple roles throughout Baseball Operations, with involvement in pro scouting, contract negotiations, salary arbitration, and administration of the Major League roster. The Potomac, MD native joined the Reds after working as a MLBPA-certified agent at Williams & Connolly LLP in Washington, D.C. for two years. Lee earned a B.A. in Political Science and played baseball at Haverford College, has a J.D. from the University of Maryland Law School, and was admitted to the Maryland Bar in 2012. He currently resides in Cincinnati.



ROB COUGHLIN - Assistant Director, Professional Scouting

Rob Coughlin is entering his 11th season with the Reds and his second as Assistant Director of Professional Scouting. He manages a staff of Professional Scouts and is responsible for the collection of information on opposing players at the Major and Minor League levels. Prior to his current role, he served seven seasons as Manager of Video Scouting. In that capacity, he was involved in advance scouting and instant replay decision-making. Coughlin was originally hired by the Reds in 2008 as a baseball operations intern. A native of Saratoga Springs, New York, he graduated in 2007 from Wesleyan University in Connecticut where he earned a degree in economics and was a captain and four-year starter on the baseball team. Rob and his wife, Emily, reside in Mt. Lookout with their daughter, Jane.



PAUL PIERSON - Assistant Director, Amateur Scouting

Paul Pierson enters his 21st season with the Reds organization and has served in a variety of roles as area scout in the Midwest, scout in Pacific Rim, Assistant Director of Player Development, and has been in his current role since 2005. In this role, he assists Chris Buckley, VP, Amateur Scouting in all aspects of the June First-Year Player Draft. Pierson earned his undergraduate degree in Sports Management from St. Leo University while a member of their baseball team. Pierson played one year of independent professional baseball in the Northern league in 1996. He later earned master's degree in Kinesiology from Indiana University. He and his wife Jennifer reside in Cincinnati with their three children, Olivia, Luke and Will.

CLUBHOUSE



RICK STOWE - Senior Director, Clubhouse Operations

Rick Stowe began his career as a batboy and performed those duties from 1981- '83, when he became an assistant to his father, Bernie Stowe. In 1997, he was promoted to his current position. Rick is responsible for the day-to-day operations of the Reds clubhouse, including the ordering of supplies and equipment and the upkeep of all equipment. In November 2001, Rick was named to the board of directors for the Cincinnati Reds Community Fund, for which he serves as chairman of the player-relations committee. Rick and his wife, Marsha, reside in Cincinnati with their children: Luke, Erica, Noah and Gabriel.



MARK STOWE - Visiting Clubhouse Manager

In 1975, Mark Stowe became the first of Bernie Stowe's sons to join the Reds and, like his father, started out as a batboy. Mark continued to work for his father in the Reds clubhouse before he was named Visiting Clubhouse Manager in 1997. Mark is responsible for running the visiting team's clubhouse during the season and also assists in the Reds clubhouse during Spring Training. Mark and his wife, Ann, reside in Cincinnati with their children: Emily, Adam and Molly.

TEAM TRAVEL



GARY WAHOFF - Senior Director, Team Travel

Gary Wahoff is entering his 30th season with the Reds, his 23rd as the Major League club's Director of Travel. He is responsible for coordinating all phases of travel for Reds' players and staff, including all spring training arrangements in Goodyear, Arizona. Following the 2002 season, Wahoff was voted Traveling Secretary of the Year by his peers. Wahoff began his career in the stadium operations department and was named to his current position in February 1996. Prior to his current assignment, he spent three years as the club's field superintendent. He graduated in 1992 from Xavier University, where he earned his degree in finance. Gary and his wife, Kristine, reside in Northern Kentucky with their sons, Max, Elliot and Henry, and daughter, Gretchen.

MEDIA RELATIONS

**ROB BUTCHER - Vice President, Media Relations**

Rob Butcher joined the Reds as director of media relations on January 6, 1997 and was named vice president on December 27, 2016. He is in his 30th season in professional baseball, his 25th in the Major Leagues and his 22nd with the Reds. In December 2006, Butcher received Major League Baseball's Robert O. Fishel Award for public relations excellence. In 1988 he began his front office career as an intern with the Class AAA Columbus Clippers and worked there 5 seasons before he was named assistant director of media relations for the New York Yankees in March 1993. In June 1993, he was promoted to New York's director of media relations and held that position for 3 seasons until December 21, 1995. On behalf of Major League Baseball, Butcher has worked 20 All-Star Games (1994, 1995, 1999, 2001-2017) and 19 World Series (1995, 1997, 2000-11, 2013-2017). In March 2006, March 2009 and March 2017 he served as MLB's press liaison for Team USA during the World Baseball Classic and in November 2012 served as MLB's public relations liaison at the Taiwan qualifier for the 2013 WBC. Team USA won the gold medal at the 2017 WBC. Butcher graduated in 1981 from Wilmington (OH) High School and in 1985 from the University of Dayton with a degree in broadcasting and journalism. In August 1989, he received his master's degree in sport management from The Ohio State University. In September 2001, Rob was inducted into the Clinton County (OH) Sports Hall of Fame. He and his wife, Dana, live in the Northern Kentucky suburb of Park Hills.

**LARRY HERMS - Director, Media Relations**

Larry Herms is in his 21st season with the Reds, all in the media relations department. He joined the Reds as a media relations intern in January 1998, was named media relations assistant in November of that year and from 2006-2016 spent 11 seasons as assistant director of media relations before he was named director on December 27, 2016. On behalf of Major League Baseball, Herms has worked 7 National League Championship Series (2006-09, 2011, 2014, 2016). He began his baseball career in 1997 as an intern in the front office of the Class AAA American Association. A graduate of Cincinnati's Elder High School, he earned a bachelor of arts degree in communications from the University of Cincinnati in 1998. During the 2010-11 basketball season, Herms filled in as the sports information department contact for the Bearcats men's basketball team. Larry and his wife, Maggie, reside in Columbia Tusculum with their daughter, Eden Elizabeth.

**JAMIE RAMSEY - Director, Media Relations, Digital Content**

Jamie Ramsey is in his 21st season in the Reds organization and his 18th season in the media relations department. He joined the organization in 1997 as a member of the Cinergy Field grounds crew and worked in that capacity until his promotion to the front office in 2000, first working as an intern and then as a media relations assistant. In 2006 he was named assistant director of media relations, and in November 2012 he added digital content to his title. Jamie was named director on December 27, 2016. On behalf of Major League Baseball, he worked 5 National League Championship Series (2008-09, 2011, 2013-14). Born and raised in nearby Hamilton, Ramsey is a 1999 graduate of Miami University. An avid fan of indie rock music and yoga, he is the author of the top-rated Better Off Red blog and hosts the Better Off Red Podcast. Ramsey and his wife, Melissa, live in Montgomery with twin daughters Eleanor and Jocelyn.



STEVE BAUMANN - Head Athletic Trainer, A.T.C.

Steve Baumann is in his third season as Head Athletic Trainer and 14th season overall on the Major League Staff. He was named to his current position in November 2015 after spending 11 years as the Reds Assistant Athletic Trainer. Steve joined the Reds full-time in November 1999 following an internship with the Major League team, then spent the next five seasons as a Minor League Athletic Trainer. Steve worked at rookie-level Billings from 2000-02, at Double-A Chattanooga in 2003 and at Triple-A Louisville in 2004. In the fall of 2004, he worked in the Arizona Fall League. In 2017, Steve was one of the athletic trainers representing the National League at the All-Star Game in Miami. A native of Cincinnati, Steve graduated from the University of Cincinnati with a bachelor's degree in Health Promotion and Education. He is a member of the National Athletic Trainers Association (NATA), Ohio Athletic Trainers Association (OATA), and the

Greater Cincinnati Athletic Trainers Association (GCATA). Steve and his wife Rachel have two children, Andrew and Natalie, and reside in Mason.



JIMMY MATTOCKS - Assistant Athletic Trainer, M.S., A.T.C. C.S.C.S.

Jimmy Mattocks is in his 13th season as an Athletic Trainer in the organization and in his third as Major League Assistant Athletic Trainer. He spent five seasons from 2011-2015 as the head athletic trainer for Class AAA Louisville. He also served as the athletic trainer for Reds affiliates in Rookie Billings (one season), Class A Dayton (one season) and Class AA Chattanooga/Carolina (three seasons). A 2000 graduate of Washington High School in Phoenix, Mattocks earned his bachelor's degree in Athletic Training in 2004 from Northern Arizona University. In 2006, he earned a master's degree in Exercise and Sport Science from Oregon State University while working as the athletic trainer for the men's soccer team. Jimmy lives in Northern Kentucky with his wife Alma and son Brady.



TOMAS VERA - Assistant Athletic Trainer, A.T.C.

Tomas Vera, 50, is in his eighth seasons as Reds Assistant Athletic Trainer, his 28th in professional baseball. He joined the organization in September 2006 as a minor league athletic trainer (Sarasota 2007-08, Louisville 2009-10). Prior to joining the Reds he worked 12 years in the White Sox organization (Kannapolis 2004-06, Great Falls 2003, Bristol 2002, Phoenix 2001, Tucson 1998-2000, Sarasota 1995-97). In 1994, Tomas also worked for the Brewers in spring training/extended spring training. In 1990 he began his baseball career with the Venezuela Summer League's Azucareros de la Victoria and worked as an athletic trainer in the Venezuela Winter League with Aragua, Caracas, Cabimas and Pastora (1990-96; 09 and 12). He also spent time in the Dominican Winter League with Licey (1999-2002). Vera was the head athletic trainer for Venezuela in the 2006, 2009, 2013 and 2017 World Baseball Classics. He received his degree in

physical education from UPEL - Venezuela and is recognized as the first Venezuelan certified member of the NATA. Tomas is the son of Leandro Vera Fortique and Hilda Oviedo de Vera he was born in Caracas, Venezuela and resides in Sarasota with wife, Mariela, and children, Rafael and Carolina.


SEAN MAROHN - Director of Strength & Conditioning, M.S., C.S.C.S., RSCC*D

Sean Marohn is entering his 16th season with the Reds organization. Marohn is in his fifth year with the Major League Club serving as Major League Strength and Conditioning Coordinator for the first four years and entering his first year as Director of Strength and Conditioning. Marohn also spent nine seasons as the Minor League Strength and Conditioning Coordinator. He spent his first two seasons with the Reds as strength and conditioning coach for Class AAA Louisville (2003-2004). Marohn began his professional baseball career with the Milwaukee Brewers' rookie team in Ogden (2001), then worked with the Pittsburgh Pirates' rookie team in Williamsport (2002). A graduate of Newark (CA) Memorial High School, he received an Associate's Degree from Shasta College in Fire Technology, a Bachelor of Science degree in Exercise Physiology from California State University, Chico, and a Master of Science degree in Sports Medicine/Human Performance from the University of Tennessee, Knoxville. During college, Sean was a firefighter/EMT for the city of Red Bluff, California, an EMT working on an ALS ambulance for St. Elizabeth Hospital and a professional rodeo cowboy in the CCPRA. While in the master's program at UT he was awarded a graduate assistantship as a strength coach for the football and baseball teams. The 2001 Volunteers baseball team advanced to the NCAA College World Series. Sean lives in Cincinnati, OH with wife Jessica, daughter Elizabeth and son Jacob.


ZACH GJESTVANG - Assistant Director, Strength & Conditioning M.S., C.S.C.S., RSCC

Zach Gjestvang is in his 14th season in the organization, his first as Assistant Director of Strength and Conditioning. He spent the 2014-2017 seasons as the player development strength and conditioning coordinator. He spent his first nine seasons as minor league strength and conditioning coach. Gjestvang has worked for rookie affiliates Billings (2005, 2011), AZL Goodyear (2010, 2012-2013) and GCL Sarasota (2008-2009) in addition to Class A Sarasota (2007) and Class AAA Louisville (2006). He was named 2011 Pioneer League Strength Coach of the Year 2012 Arizona League Strength Coach of the Year. A 1999 graduate of Moorhead (MN) Senior High School, Gjestvang received his bachelor's degree in exercise science in 2003 from Minnesota State University, Moorhead and his master's in exercise science and health promotion/performance enhancement and injury prevention in 2008 from California University of Pennsylvania. He is moving to the Cincinnati area with wife Andrea, son Rohn and daughter Ayla.


DR. TIMOTHY E. KREMCHEK, MD - Medical Director

Dr. Tim Kremchek, founding partner of Beacon Orthopaedics & Sports Medicine, was appointed the Reds team physician in 1996. Now in his 22nd year as Reds Medical Director and Chief Orthopaedic Surgeon, Dr. Kremchek oversees the organization's major and minor league medical programs. Dr. Kremchek has become a nationally recognized consultant for athletes in Major League Baseball and other sports of high school, amateur and professional ranking. He is a Cincinnati native and a 1986 graduate of University of Cincinnati's College of Medicine. He completed his orthopaedic surgery residency at Tufts University in Boston, then studied under sports medicine pioneer Dr. James Andrews during an American Sports Medicine Institute fellowship. Dr. Kremchek and his partners opened their practice in Sharonville, and today offer a state-of-the-art, one-stop orthopaedic medical center that includes MRI, physical therapy, outpatient surgery and Beacon Elite Sports Training center. In 2012 Dr. Kremchek, as Program Director, began the first ever ACGME accredited Beacon Orthopaedic Sports Medicine Fellowship training program for orthopaedic surgeons.


DR. ANGEL VELAZQUEZ, MD - Assist. Medical Director, Assoc. Team Physician

Dr. Angel Velazquez is in his third season as Assistant Medical Director and Associate Team Physician for the Reds. He is a primary care sports medicine physician and is fellowship trained in sports medicine. He received his undergraduate degree at Universidad de Puerto Rico and his medical degree from Universidad Autonoma de Guadaluajara. He is Fifth Pathway certified, and completed his residency in family medicine at St. Elizabeth Medical Center. Dr. Velazquez completed his fellowship in primary care sports medicine at Bethesda Family Medicine, (where he is now an Assistant Professor in sports medicine for primary care residents) and Beacon Orthopaedics & Sports Medicine. Dr. Velazquez is a part of the sports medicine staff for the Cincinnati Reds as well as their

minor league affiliates. He is responsible for performing pre-participation physical examinations for these athletes, including those of the Dominican Republic Summer League. He conducts ultrasound diagnostic exams and also performs regenerative medicine procedures. In addition to his affiliation with the Cincinnati Reds, Dr. Velazquez is the team physician for Clinton Massie High School, and Wittenburg University. He also assists with the care of many other area high schools, colleges and universities such as Wilmington College and Morehead State University.

ADDITIONAL MEDICAL STAFF

Robert Burger, MD	Orthopaedic Surgeon	Mickey McNeil, LMT	Massage Therapist
Peter Cha, MD	Orthopaedic Surgeon	James Meranus, MD	Radiologist Consultant
Andrew Razzano, DO	Orthopaedic Surgeon	Adam Miller, MD	Foot and Ankle Specialist
Stephen Cleves, MD	Internist	Ian Rodway, MD	Orthopaedic Spine Surgeon
Alex Della Bella, DMD	Dental Consultant	Michael Rohlf, DC	Chiropractic Consultant
Alex Donath, MD	Plastic Surgery	James Sanitato, MD	Ophthalmologist
Mohab Foad, MD	Hand Specialist	James Schafer, MD	Radiologist Consultant
Doug Harris	Medical Liaison	Andrew Habash	Physical Therapist

BALLPARK OPERATIONS



TIM O'CONNELL - Vice President of Ballpark Operations

Tim is in his fifth season with the Castellini ownership, but his 18th season overall with the Reds. He began his professional baseball career with the Ballclub in 1983, serving as the Director of Stadium Operations at Riverfront Stadium from 1986-1995, where he also coordinated the 1988 All-Star Game and the 1990 LCS and World Series games played at the stadium. In 1995, he left the Reds for the University of Dayton, where he was eventually named Assistant Vice President for Athletics, overseeing the athletics division's nine venues, including the University of Dayton Arena, the institution's post-season basketball tournaments and over \$40 million in facility construction and renovation projects. Tim returned to the Reds in November 2013 to lead the operation and upkeep of GABP. He is also responsible with maintaining the Reds' Youth Academy in Roselawn and Spring Training complex in Goodyear,

Arizona. Since his return, he has coordinated the project teams who have been responsible for all of the major construction ventures, such as the District, Handlebar, Bootlegger, Scouts Alley, in addition to the installation of the P&G Rightfield and HOF Scoreboards. He was responsible for the use of GABP for the 2015 MLB All Star Game and served as the team's security liaison for that event. This 32-year veteran of operating sports facilities has earned his Certified Facility Executive designation from the International Association of Venue Managers. Tim is an Executive Committee member of the Reds Community Fund Board and holds a bachelor degree from the University of Dayton. Tim and his wife, Jackie, have a daughter and son.



SEAN BROWN - Senior Director of Ballpark Operations

Sean Brown is entering his 17th season with the Reds Organization. He was named to his current position in 2014. He previously served the Ballpark Operations department full time as Director (2008-2013) and Administrative Assistant (2006-2008). He also worked part time with the organization as shipping and receiving coordinator, game day supervisor, and Runner on the Game Day Team (2002-2006). Sean oversees the Reds Game Day Team, Event Operations, and the janitorial operations partnership at Great American Ball Park. He is a graduate of Xavier University and Thomas More College, with a degree in Sport Management and a Master's in Business Administration. Sean also recently earned his Certified Venue Professional designation through the International Association of Venue Managers (IAVM). He presently sits on the IAVM Stadium Committee. He and his wife, Karianne, reside on the west side of Cincinnati with son Liam and daughters Ainsley and Elsa.



STEPHEN LORD - Head Groundskeeper

Steve Lord was named to his current position on March 20, 2015, and oversees all aspects of the daily playing field maintenance at Great American Ball Park. He is a 2008 graduate of Michigan State University with bachelor's degrees in both turfgrass management and general management. Before he joined the Reds, Steve spent the previous six seasons as assistant director of MLB grounds with the Texas Rangers. While in Texas, in 2010 and 2011 Steve was part of the club's first ever trips to the World Series. He has been an active member on various committees with the SportsTurf Managers Association and a speaker at the organization's national conference. In January 2015, Steve obtained his recognition as a Certified Sports Field Manager from the STMA. In December 2015, Steve and crew were awarded the Ohio SportsTurf Managers Field of the Year Award for that season. Steve resides in Cincinnati with wife Katie and son Breslin.

BUSINESS OPERATIONS

ZACH BONKOWSKI - Vice President of Promotional Events & Productions

Zach Bonkowski is in his 17th season with the Reds. Zach oversees aspects of the gameday experience including pregame and postgame festivities, along with in-game entertainment. Additionally his department operates the Reds Authenticity program and coordinates player relations for Reds business operations. Since 2003 Zach has served as the primary coordinator of Redsfest, the team's offseason fan festival, as well as overseeing the coordination of the annual Reds Caravan since 2008. One of his biggest roles with the organization was serving as the Club Coordinator for the 86th Major League Baseball All-Star Game in 2015. His job titles have included marketing intern (2001), marketing assistant (2002-2003), Gameday Operations Coordinator (2004-2006), Director of Promotional Events (2007-2013), and Senior

Director of Promotional Events (2014-2016) and he was promoted to Vice President on August 1, 2016. A native of Harrison, Ohio, Zach graduated from Ball State University and worked for one season with the Single-A Potomac Cannons (2002). Zach resides with his wife, Danielle, in Ft. Wright, KY.


AARON EISEL - Vice President of Ticketing and Business Development

Aaron Eisel is in his fifth season as Vice President of Tickets and Business Development for the Reds. He has responsibility for all ticketing strategies and sales, oversees the customer service and retention team, ticket operations, consumer-based programs (Reds Heads, Reds Rookies and Club Red) and the Special Events department. A 1999 graduate of Xavier University with a Marketing Degree, Aaron came to the Reds after 15 years at Procter & Gamble where held the position of Marketing Director. Aaron spent all his time at Procter & Gamble in brand management working various roles in the Fabric and Home Care Division. Aaron is very active in the community and has holds a position on The Reds Community Fund Board and The Cincinnati Scholarship Foundation Board. Aaron and his wife Julie live in Loveland, Ohio, with their daughters, Abby and Lily, and their son, Quinn.


BRIAN KEYS - Vice President of Technology

Brian Keys is in his 16th season with the Reds and was named to his current position in December 2011. He is responsible for all Reds technologies, including major league team, seven minor leagues clubs, the club's facility at Great American Ball Park, Arizona players development and the Dominican Republic academy for all networking, computing video coaching and security camera infrastructure. Brian is responsible for all information Cybersecurity security, application development, Reds Analytics development and hardware/ software deployment, ticketing systems, CRM system, audio/video systems, and fan experience technologies. Brian is also responsible for helping develop the first mobile food lockers implementation. Before joining the Reds, Brian worked as a project manager for a Cincinnati-based consulting company. A native of Cincinnati, Brian graduated from the University of Cincinnati with a Bachelor of Science degree in electrical and computer engineering technology. Brian and his wife, Sherri, reside in Mason, Ohio, with their two children, BriAuna and Britani.


RALPH MITCHELL - Vice President of Communications and Marketing

Ralph Mitchell is in his 20th season with the Reds. He was named to his current position in February 2010 and works with various departments to facilitate the club's communications efforts including marketing, advertising, creative services, public relations, promotional procurement, social media and website content. Previously, Ralph served as director of creative services after establishing the department in 2003. He was hired in February 1999 as assistant director of communications. Prior to joining the Reds, Ralph worked for eight years in the printing/publishing industry. He is a native of Massachusetts and a graduate of Plymouth State University. He lives in West Chester, Ohio, with his wife, Dorie, and their twin daughters, Alexa and Elena.



BILL REINBERGER - Vice President of Corporate Partnerships

Bill Reinberger, the first new hire of the Castellini ownership group begins his 13th season with the Reds in 2018. He is responsible for acquiring and servicing Reds sponsors and corporate partners. Total sponsorship revenue has tripled in his tenure. Reinberger oversees a staff of 14 that produces revenue for Corporate Partnerships, the Reds Hall of Fame, and Reds Community Fund. A 1984 Ball State University graduate, Reinberger first worked in sports at WGN Radio in Chicago. Before joining the Reds, he spent 12 years at 700 WLW in Cincinnati, the flagship station of the Reds Radio Network. Bill serves on the Board of Directors of the Reds Hall of Fame and volunteers each week at the City Gospel Mission. He has two sons, Cade (14) and Clete (10), who attend Cincinnati Hills Christian Academy.



BENTLEY "B.J." VIATOR. - Vice President of Finance, Controller

B.J. Viator is in his 11th season with the Reds. As Vice President of Finance, he has responsibility over all accounting functions, financial reporting and treasury management. In addition, he oversees the accounting for both of the Reds non-profit organizations, the Cincinnati Reds Community Fund and the Cincinnati Reds Hall of Fame and Museum. He previously served the organization as Controller. B.J. came to the Reds after 10 years with the Cincinnati Sports Club where he served as the Vice President of Finance. Prior to his career change, B.J. served as a hotel General Manager in Atlanta, GA, Palm Desert, CA, and Cincinnati. B.J. is a native Texan from Port Arthur, TX, and graduated from the University of Houston. He and his wife, Mary, reside in Anderson Township.



CHARLEY FRANK - Executive Director, Reds Community Fund

Charley Frank began as executive director of the Reds Community Fund in 2004. During his tenure, Frank has helped complete the eight-million dollar P&G Cincinnati MLB Youth Academy complex, led Major League Baseball All-Star Game "Legacy" projects and helped secure the 2011 Robert Wood Johnson Foundation's Steve Patterson Award for excellence in sports philanthropy. Frank directs the Community Fund's field renovation efforts and oversees the youth baseball and softball programs, including Youth Academy activities. He has established annual fundraisers such as the Marty Brennaman Golf Classic, Redlegs Run, Fox Sports Ohio Telethon and Family Catch. Frank serves on the board of the Cincinnati Public Schools' Activities Beyond the Classroom foundation, Jewish Federation of Cincinnati, Kid Glove and

Holom House. Previously, Frank spent 11 years with the NBA's Minnesota Timberwolves as vice president of communications. Frank is a Northwestern University and Walnut Hills HS graduate. He and his wife, Amy Snyder, reside in Fairfield with their son, Sam, and daughter, Avery.



RICK WALLS - Executive Director, Cincinnati Reds Hall of Fame and Museum

A 26-year veteran of the Hall of Fame and Museum industry, Rick Walls was named Executive Director in 2007 and is responsible for the 15,000-sq.-ft. museum, overseeing all facets of its operations, including strategic planning, development, programming and large-scale events that include Induction festivities, statue dedications (Bench 2011; Morgan 2013, Perez 2015, Rose 2017), Reds Fantasy Camp, and alumni events. Previously, he held positions with The National Football Foundation (NFF) and College Hall of Fame, Inc., including Executive Director of the College Football HOF (2005-07), Dir. of Operations, Dir. of Public Relations, and Special Projects Coordinator for the NFF (1997-2005), overseeing membership, chapters, awards programs, and tabulation of the BCS Standings. From 1990-95,

Walls served as Special Projects Coordinator and Collections Manager for the College Football HOF. An Ohio University graduate, he also coaches youth baseball and basketball and is a Den Leader with the Cub Scouts. He resides in Milford, OH with his wife Julie, daughter Hailey, and son Tyler.



JOHN O'BRIEN - Senior Director of Ticket Operations

John O'Brien is entering his 41st season with the Reds. John is responsible for all aspects of ticket operations including the setup and functionality of the ticketing system that the Reds utilize. He and his service-oriented team work in conjunction with the ticket sales and client services staffs to ensure a first-class fan experience at Great American Ball Park. He was named Senior Director of Ticket Operations in 2010. He previously served the Ticket Operations Department as director (1991- 2009), assistant director (1983-1990) and accountant (1978-1982). A native of Cincinnati, John attended Ohio University and the University of Cincinnati. John and his wife Wendy reside in Maineville. They have two daughters, Kasey and Meghan, one grandson, Finn, and a granddaughter, Maggie.



MARK SCHUELER - Senior Director of Ticket Sales & Service

Mark Schueler is entering his 10th season with the Reds and was named to his current position in August 2013. Mark oversees all Sales and Service efforts of Season Ticket Sales, Group Ticket Sales and Client Services. Mark previously served as the Director of Season & Premium Sales, Inside Sales Manager and Account Executive with the Reds from 2008-2013. Prior to joining the Reds Mark was a Corporate Marketing Manager for the Scranton/Wilkes-Barre Yankees, the Triple-A affiliate of the New York Yankees. He is a native of Michigan and graduated from Western Michigan University. He lives in Anderson Township with his wife, Jade, son, Derek and daughter, Scarlett.

2018 NOTES



Additional Front Office Staff


Carmen Alberini



Dewitt Anderson



Keith Anderson



Michael Anderson



Jami Aufderbeck



Terylle Austin



Ryan Barger



Chris Bausano



Katie Berman



Catie Bock



Bev Bonavita



Mark Boone



Brandon Bowman



Cathy Brakers



Lisa Braun



John Brehm



Maria Brutz



John Bryk



Lance Bucher



Robert Burkhardt



Billy Byrnes



Amy Calo



Chris Calo



Kelsey Carpenter



Cardell Carter



Chris Casarcia



Erin Chamberlain



Colleen Cheek



Jen Clemens



Dave Collins

Additional Front Office Staff



Joanie Conkle



Kevin Corby



John Cordova



Melissa Craig



Branden Croteau



Tyler Crowley



Kyle Danbury



Jansen Dell



Lindsey Dingeldein



Jimmy Dollard



Robbie Dworkin



Alayna Earl



Chris Eckes



Mark Edwards



Don Eichstadt



Andre Elkins



Brett Elkins



Kristin Elliott



Joe Enriquez



Caylor Escalante



Justin Faul



Chadwick Fischer



Amy Ford



Ken Freeman



Chad Gaffney



Erika Galiette



Ayanna Goddard



Gary Goddard



Angel Gonzalez



Michael Grote

Additional Front Office Staff



Derrik Grubbs



Aly Gruber



Brendan Hader



Gary Hall



Jeremy Hamilton



Mark Harlow



Bob Harrison



Corey Hawthorne



Ryan Haynes



Mark Heil



Natalya Herndon



Chris Herrell



Melissa Hill



Sara Ingram



Jami Itiavkase



Jessica Jamison



Billy Johnson



Geoffrey Joseph



Eric Keller



Michael King



Anne Kirby



Richard Kleinwachter



Daniel Korb



Jan Koshover



Allison Lambert



Charles Leddon



Dan Lewis



Ken Lewis



Steve Lewis



Denise Lockwood

Additional Front Office Staff



Kelli Anne Louthan



Miguel Machado



Emily Mahle



Garry McGuire



Mark Meeker



Pete Melgren



Jorge Merlos



Kristen Meyers



Patrick Montague



Julio Morillo



Jim Myers



Jon Myers



Jenny Niehaus



Jill Niemeyer



Matthew Ollerdisse



Joe Palmer



Gabrielle Pape



Kayla Parsley



Paige Pelle



Shellie Petrey



Jon Phelps



Matt Pohlman



Nick Prince



Kelsey Proctor



Vicki Pumple



Tyler Renfro



Chris Renner



Todd Richardson



John Rieder



Ryan Rizzo

Additional Front Office Staff



Colleen Rodenberg



Charlie Rodriguez



Jarrod Rollins



Frank Rosiello



Sherry Rowland



Craig Sample



Mike Saverino



Michael Schatz



Daniel Schmaltz



Jason Schwab



Teena Schweier



Teddy Siegel



Kaitlin Simcoe



Amanda Simpson



Sydney Simpson



Mason Smith



Roger Smith



Jon Snyder



Audra Sordyl



Jackie Sprague



Nick St. Pierre



Phil Stall



Vincent Steinwert



Josh Stewart



Allison Stortz



Jason Strine



Megan Stuerenberg



Jacob Swartz



Kevin Sympson



Bo Thompson



Richard Toschlog



Sara Treash



Brenna Turner



Clinton Van Anel



Rebecca Vanderwaal



Richy Velasquez



Brent Vinson



Chase Vogel



Shelley Volpenhein



Tyler Wade



Jon Wagner



Matthew Wagner



Nick Wan



Craig Warman



Lori Watt



Nicholas Wedige



Leanna Weiss



Jacob Widerschein



Blake Williams



Keith Winchester



Zach Wollman



Jerome Wright



Todd Wuest



Steven Wyant



Sherri Yerkes



Joe Zerhusen



2018 NOTES





2018 REDS

In 2017, Tucker Barnhart became only the third catcher in Reds history to win a Rawlings Gold Glove Award for defensive excellence, joining Johnny Edwards (1963, 1964) and 10-time winner Johnny Bench (1968-1977). Barnhart last year established a new single-season franchise record for highest fielding percentage by a catcher (.999) and tied the club mark for fewest errors in a season by a catcher (1e, 953tc).

He led Major League catchers in fielding percentage, caught stealings (28) and assists (89), and his 2.8 Defensive WAR as calculated by Baseball Reference led all NL position players while ranking second among all Major League players (SS Andrelton Simmons 4.2).



BRYAN PRICE

MANAGER
38

Age: 55 **Ht.:** 6-3 **Wt.:** 220 **B:** L **T:** L **Seasons In Majors:** None

Born: 6/22/62 **Birthplace:** San Francisco, CA **Resides:** Scottsdale, AZ

Joined Reds Organization: On 10/17/09, as pitching coach

Joined Major League Coaching Staff: On 10/17/09, as pitching coach; was named manager, 10/22/13

MANAGERIAL CAREER: Bryan Price is in his fifth season as Reds manager...was named to the position on 10/22/13 as the 61st manager in franchise history, the 51st since 1900...spent the previous 4 seasons on manager Dusty Baker's staff as pitching coach...in 2015 was on National League manager Bruce Bochy's coaching staff for the 86th All-Star Game, held at Great American Ball Park...earned his first Major League victory on 4/2/14 vs STL, a 1-0 walkoff win in the second game of the season...earned his 100th win on 6/7/15 vs SD (4-0 win) and his 200th win on 9/11/16 at Pit (8-0 win)...as Reds manager has been ejected 11 times, including twice in 2017.

PRICE'S MAJOR LEAGUE MANAGERIAL RECORD

Year	Club	League	W-L	Pct.	Place	GB
2014	Cincinnati	National	76-86	.469	4th	14.0
2015	Cincinnati	National	64-98	.395	5th	36.0
2016	Cincinnati	National	68-94	.420	5th	35.5
2017	Cincinnati	National	68-94	.420	5th	24.0
Major League Totals			276-372	.426		

COACHING CAREER: Before he joined the Reds' coaching staff in October 2009, Bryan Price spent the previous 10 seasons as pitching coach for the Mariners (2000-2005) and Diamondbacks (2006-2009)...worked for manager Bob Melvin in 2003 and 2004 in Seattle and while in Arizona...resigned on 5/8/09, when Melvin was replaced in Arizona by A.J. Hinch...was named Major League Coach of the Year by *Baseball America* in 2007 after his D'Backs staff posted a 4.13 ERA, fourth-best in the National League, on the way to an appearance in the NLCS...his 2008 starting staff led the majors with 95 quality starts, ranked second in the league with 65 wins and ranked fourth with a 3.95 ERA, Arizona's lowest team ERA since 2003...in 2001 while with the Mariners earned *USA Today Baseball Weekly's* Pitching Coach of the Year Award after leading that staff to the American League ERA title with a 3.54 mark, an improvement of almost a run per game from the previous season...following the 2000 campaign was voted Major League Baseball's Coach of the Year by *Baseball Prospectus*...before joining Seattle's Major League staff was a pitching coach in the Mariners' minor league system from 1989-97 before serving as the organization's pitching coordinator in 1998 and 1999...was the pitching coach for Seattle's Arizona League team (1989-90), Peninsula (1991), Bellingham (1992, 1994), Riverside (1993), Everett (1995), Port City (1996) and Memphis (1997).

AS REDS PITCHING COACH: In his 4 seasons as pitching coach (2010-2013) the Reds ranked seventh, 12th, third and fourth in team ERA after finishing seventh, 13th and 15th the previous 3 seasons...his 2012 and 2013 staffs were 2 of the most successful in franchise history...in each of the 2012 and 2013 seasons Reds pitchers established club records for strikeouts (1,248 in 2012 & 1,296 in 2013)...the 2012 and 2013 staffs are the first in Major League history to produce in consecutive seasons at least 6 pitchers with 100 strikeouts (2013: Homer Bailey 199, Mat Latos 187, Bronson Arroyo 124, Mike Leake 122, Tony Cingrani 120, Aroldis Chapman 112 & 2012: Latos 185, Johnny Cueto 170, Bailey 168, Arroyo 129, Chapman 122, Leake 116)...in 2013 Reds pitchers led the NL in strikeouts, the 17 team shutouts were the most since 1973, the starters' ERA of 3.43 was the staff's best since 1974 (3.41), and Reds relievers produced franchise-record scoreless streaks of 10 games (28.2ip, 6/29-7/11) and 32.2 innings (12g, 6/28-7/12)...overall in 2013, Reds pitchers ranked fourth in the National League in overall team ERA (3.38), third in starting staff ERA (3.43) and fourth in bullpen ERA (3.29)...in 2012, Reds pitchers ranked third in the NL in team ERA (3.34), first in the Major Leagues in relief ERA (2.65) and saves (56), first in the NL in opponents' BA vs relievers (.219) and fourth in the NL in starters' ERA (3.64)...the 2012 bullpen averaged 9.90 strikeouts per 9 innings, the second-highest season average for a team bullpen in Major League history (2010 Braves, 10.06), and 5 pitchers started 161 of the Reds' 162 games (Arroyo, Bailey, Cueto, Latos, Leake)...the 2012 staff was 1 of only 9 in Major League history with 5 pitchers who made at least 30 starts each and was the Reds' first since 1943 with 4 pitchers who compiled 200 innings each (Arroyo, Bailey, Cueto, Latos).

PLAYING CAREER: Was selected by the Twins in the 21st round of the June 1980 draft and by the Orioles in the seventh round of the 1983 draft but did not sign...signed with the Angels after he was selected in the eighth round of the June 1984 draft...prior to the 1987 season had left elbow surgery and was released at the end of spring training...on 11/10/87 was signed by the Mariners as a free agent and pitched for 2 more seasons.

PERSONAL: Graduated in 1980 from Tamalpais High School in Mill Valley, California, where he was All-State as a senior...pitched for the University of California at Berkeley, where he was an All-Pac 10 second-team selection 3 times, club MVP in 1983 and team captain as a senior in 1984...still is the school's all-time leader in innings pitched (374.2, 1981-84)...is enshrined in Cal's Hall of Fame and in the Marin County Athletic Hall of Fame...is featured in the book *Guiding Lights* under the chapter "life changing teachers and mentors"... lives in Scottsdale, Arizona with wife Judy...they have a daughter, Amber.

PRICE'S CAREER TRANSACTIONS

- Was selected by the Twins in the 21st round of the June 1980 amateur draft. Did not sign.
- Was selected by the Orioles in the seventh round of the June 1983 amateur draft. Did not sign.
- Was selected by the Angels in the eighth round of the June 1984 amateur draft.

Career Playing Record

Yr	Club	W-L	ERA	G	GS	CG	SHO	SV	IP	H	R	ER	BB	SO
1984	Salem - A	0-2	3.71	4	4	0	0	0	26.2	32	14	11	14	29
	Redwood - A	2-2	2.28	7	7	1	1	0	51.1	40	18	13	29	43
1985	Midland - AA	2-4	6.05	12	12	1	0	0	58.0	73	44	39	38	37
	Redwood - A	8-1	2.20	12	12	4	1	0	86.0	67	26	21	53	109
1986	Palm Springs - A	5-2	2.71	10	10	1	1	0	63.0	51	23	19	19	55
	Midland - AA	4-1	4.62	6	6	1	0	0	37.0	43	19	19	17	21
1987				Injured - Did Not Pitch										
1988	Vermont - AA	5-4	3.44	18	14	2	1	0	81.0	66	40	31	37	66
	Calgary - AAA	2-1	6.03	6	5	0	0	0	31.1	40	22	21	19	21
1989	Williamsport - AA	3-1	4.97	10	2	0	0	1	29.0	32	18	16	15	24
	Calgary - AAA	0-1	5.54	5	3	0	0	0	13.0	17	8	8	9	10
Minor League Totals		31-19	3.74	90	75	10	4	1	476.1	461	232	198	250	415

REDS MANAGERS SINCE 1900

Manager	Year(s)	W-L	Pct.	Manager	Year(s)	W-L	Pct.
Robert Allen	1900	62-77	.446	Rogers Hornsby	'52-53	91-106	.462
John McPhee	'01-02	79-124	.389	C. Buster Mills	'53	4-4	.500
Frank Bancroft	'02	10-7	.588	Birdie Tebbetts	'54-58	372-357	.510
Joseph Kelley	'02-05	274-230	.544	Jimmy Dykes	'58	24-17	.585
Ned Hanlon	'06-07	130-174	.428	Mayo Smith	'59	35-45	.438
John Ganzel	'08	73-81	.474	Fred Hutchinson	'59-64	443-372	.544
Clark Griffith	'09-11	222-238	.483	Dick Sisler	'64-65	118-91	.565
Henry O'Day	'12	75-78	.490	Don Heffner	'66	37-46	.446
Joseph Tinker	'13	64-89	.418	Dave Bristol	'66-69	298-265	.529
Buck Herzog	'14-16	165-226	.422	Sparky Anderson	'70-78	863-586	.596
Christy Mathewson	'16-18	165-177	.482	John McNamara	'79-82	279-244	.533
Heinie Groh	'18	7-3	.700	Russ Nixon	'82-83	101-131	.435
Patrick Moran	'19-23	425-329	.564	Vern Rapp	'84	51-70	.421
Jack Hendricks	'24-29	469-450	.510	Pete Rose	'84-89	412-373	.525
Dan Howley	'30-32	177-285	.383	Tommy Helms	'89	14-21	.400
Donie Bush	'33	58-94	.382	Lou Piniella	'90-92	255-231	.525
Robert O'Farrell	'34	26-58	.310	Tony Perez	'93	20-24	.455
Burt Shotton	'34	1-0	1.000	Davey Johnson	'93-95	204-172	.543
Charles Dressen	'34-37	218-284	.434	Ray Knight	'96-97, 2003	125-137	.477
Bobby Wallace	'37	5-20	.200	Jack McKeon	1997-2000	291-259	.529
Bill McKechnie	'38-46	744-631	.541	Bob Boone	2001-03	190-238	.444
John Neun	'47-48	117-137	.461	Dave Miley	'03-05	125-164	.433
Bucky Walters	'48-49	81-123	.397	Jerry Narron	'05-07	157-179	.467
Luke Sewell	'49-52	174-234	.426	Pete Mackanin	'07	41-39	.513
Earle Brucker	'52	3-2	.600	Dusty Baker	'08-13	509-463	.524
				Bryan Price	2014-present	276-372	.426



FREDDIE BENAVIDES

1B / INFIELD COACH

45

Age: 51 Ht.: 6-2 Wt.: 210 B: R T: R Seasons In Majors: 4

Born: 4/7/66 Birthplace: Laredo, TX Resides: Laredo, TX

Joined Reds Organization: In 1987, was selected in the second round of the June amateur draft

Joined Major League Coaching Staff: On 12/4/13, as a coach; was named first base coach, 10/22/15

MANAGERIAL/COACHING CAREER: Freddie Benavides is in his fifth season on the Major League coaching staff and in his third year as first base coach...spent the 2014 and 2015 seasons as the club's infield coach...before he joined the Reds spent the previous 15 years in their minor league system, including the last 6 as player development field coordinator...also spent 7 seasons as infield coordinator and in 2007 filled in as manager for the rookie Billings club in the Pioneer League...overall spent 4 seasons as a minor league manager...in 1999 led Class A Clinton to a Midwest League playoff spot by winning the first half...in 2000, before he was named infield coordinator, managed Class A Dayton in its inaugural season and led the Dragons to a Midwest League playoff spot with a 70-67 mark...in 2003 he served as a coach with the Major League club from August 5 through the remainder of the season.

BENAVIDES' MANAGERIAL RECORD					
Year	Club	League	W-L	Pct.	Place
1999	Clinton	Midwest	68-69	.496	1st/4th
2000	Dayton	Midwest	70-67	.511	5th/3rd
2004	GCL Reds	Gulf Coast	20-37	.351	4th
2007	Billings	Pioneer	37-38	.493	3rd
Minor League Totals			195-211	.480	

PLAYING CAREER: Was selected by the Reds in the second round of the June 1987 amateur draft...the former infielder made 219 Major League apps over parts of 4 seasons with the Reds, Colorado Rockies and Montreal Expos.

PERSONAL: Graduated from Nixon High School in Laredo, TX...attended Texas Christian University in Fort Worth, TX...wife's name is Violeta...they have 3 children, Krizia and twins Sienna and Alec.

Career Playing Record

Yr	Club	Avg.	G	AB	R	H	2B	3B	HR	RBI	BB	SO	SB
1987	Cedar Rapids - A	.133	5	15	2	2	1	0	0	0	0	7	0
1988	Cedar Rapids - A	.223	88	314	38	70	9	2	1	32	35	75	18
1989	Chattanooga - AA	.250	88	284	25	71	14	3	0	27	22	46	1
	Nashville - AA	.170	31	94	9	16	4	0	1	12	6	24	0
1990	Chattanooga - AA	.259	55	197	20	51	10	1	1	28	11	25	4
	Nashville - AAA	.211	77	266	30	56	7	3	2	20	12	50	3
1991	Nashville - AAA	.242	94	331	24	80	8	0	0	21	16	55	7
	Cincinnati	.286	24	63	11	18	1	0	0	3	1	15	1
1992	Cincinnati	.231	74	173	14	40	10	1	1	17	10	34	0
1993	Colorado	.286	74	213	20	61	10	3	3	26	6	27	3
	Col. Springs - AAA	.438	5	16	3	7	1	0	0	2	1	0	0
1994	Montreal	.188	47	85	8	16	5	1	0	6	3	15	0
1995	Iowa - AAA	.241	106	315	30	76	14	4	4	26	25	47	2
1996	Columbus - AAA	.000	1	4	0	0	0	0	0	1	0	0	0
Major League Totals		.253	219	534	53	135	26	5	4	52	20	91	4
Reds Totals		.246	98	236	25	58	11	1	1	20	11	49	1
Minor League Totals		.234	550	1836	181	429	68	13	9	169	128	329	35

BENAVIDES' CAREER TRANSACTIONS

- Was selected by the Reds in the second round of the June 1987 amateur draft.
- Was selected by the Rockies with the 28th pick of the 1993 expansion draft.
- Was acquired by the Expos in exchange for Ivan Arteago and Rodney Pedraza, January 7, 1994.

MOST RECENT FIRST BASE COACHES

2016-18	Freddie Benavides	1997-98	Ron Oester	1988-89	Lee May
2006-15	Billy Hatcher	1997	Ken Griffey Sr.	1987	Tony Perez
2004-05	Randy Whisler	1994-97	Joel Youngblood	1983-86	Tommy Helms
2002-03	Jose Cardenal	1993	Jose Cardenal, Ron Oester	1979-83	Ron Plaza
2001	Bill Doran	1990-92	Tony Perez	1976-79	Russ Nixon
1999-2000	Dave Collins			1970-75	George Scherger



BILLY HATCHER

3B / OUTFIELD COACH

22

Age: 57 **Ht.:** 5-10 **Wt.:** 205 **B:** R **T:** R **Seasons in Majors:** 12

Born: 10/4/60 **Birthplace:** Williams, AZ **Resides:** Cincinnati, OH

Joined Reds Organization: On 2/19/06, as first base coach

Joined Major League Coaching Staff: On 2/19/06, as first base coach; was named third base coach, 10/22/15

COACHING CAREER: Billy Hatcher is in his 13th season in the organization, all as a coach on the Major League staff, and in his third year as third base coach...spent his first 10 seasons with the Reds (2006-2015) as first base coach...in addition to his third base coaching duties he serves as outfield and baserunning coach...was hired during spring training 2006, after John Moses retired...prior to joining the Reds spent the previous 10 seasons in the Tampa Bay organization, first as a roving minor league instructor (1996), then as a minor league coach for 1997 Florida State League champion St. Petersburg under manager Bill Evers and the next 8 seasons as a member of the Major League coaching staff (1998-2005)...spent 5 seasons as the Devil Rays' first base coach (1998-99, 2003-05), 2 years as bench coach (2001-02) and 1 season as third base coach (2000).

PLAYING CAREER: The former outfielder played 12 seasons in the Major Leagues for the Cubs, Astros, Pirates, Reds, Red Sox, Phillies and Rangers...had a .264 career batting average in 1,233 games from 1984-95...was drafted by the Cubs in the sixth round of the January 1981 free-agent draft...played for Cin from 1990-92 and stole 30 bases during the wire-to-wire World Series championship season of 1990...during the 1990 Postseason hit .519 overall (14-for-27), including .750 (9-for-12) in the 4-game World Series sweep over the heavily-favored Oakland Athletics...established World Series records for highest batting average for a 4-game series (.750), most consecutive hits in a series (7) and most doubles in a 4-game series (4)...in 14 career Postseason games produced a .404 batting average...hit one of baseball's most dramatic

MOST RECENT THIRD BASE COACHES

2016-18	Billy Hatcher
2015	Jim Riggleman
2014	Steve Smith
2004-13	Mark Berry
2003	Ray Knight
2002-03	Tim Foli
1999-2001	Ron Oester
1998	Harry Dunlop
1997	Joel Youngblood
1996	Marc Bombard
1994-95	Ray Knight
1993	Bobby Valentine, Dave Bristol
1990-92	Sam Perlozzo
1989	Dave Bristol
1988	Bruce Kimm
1985-87	Billy DeMars
1984	Joe Sparks
1983	Ron Plaza
1979-82	Russ Nixon
1978-79	Ron Plaza
1978	Alex Grammas
1976-77	George Scherger
1970-75	Alex Grammas
1966-69	Vern Benson

post-season home runs in the 14th inning of Game 6 of the Astros' 1986 National League Championship Series vs the Mets...his homer off Jesse Orosco tied the game, but the Mets eventually won in 16 innings to clinch the pennant...put together his best season in 1987, when he led the Astros in hitting (.296) and established career highs in stolen bases (53, 3rd in NL), home runs (11) and RBI (63)...he opened that season with a 16-game hitting streak...on 8/21/90 vs the Cubs while with Cin tied the Major League record with 4 doubles... in 1990 led National League outfielders in fielding percentage (.997)...on 8/3/92 while with the Red Sox stole home vs Tor's Juan Guzman.

PERSONAL: In 1979 graduated from Williams (AZ) High School...as a junior at WHS once pitched an 11-inning no-hitter...attended Yavapai Community College in Prescott, AZ, where he was a junior college All-America selection...son, Derek, was Florida's 2004 Class A Player of the Year in football at Berkeley Prep in Tampa and played for the University of Richmond, which won the 2008 NCAA Football Championship Subdivision national title...also has a daughter, Chelsea, who played soccer at the University of Tennessee...wife's name is Karen.

HATCHER'S CAREER TRANSACTIONS

- Was selected by the Expos in the 30th round of the June 1979 amateur draft. Did not sign.
- Was selected by the Astros in the second round of the January 1980 amateur draft. Did not sign.
- Was selected by the Cubs in the sixth round of the January 1981 amateur draft.
- Was acquired by the Astros, along with a player to be named (Steve Engel, 7/24/86), in exchange for Jerry Mumphrey, December 16, 1985.
- Was acquired by the Pirates in exchange for Glenn Wilson, August 18, 1989.
- Was acquired by the Reds in exchange for Jeff Richardson and Mike Roessler, April 3, 1990.
- Was acquired by the Red Sox in exchange for Tom Bolton, July 9, 1992.
- Was acquired by the Phillies, along with Paul Quantrill, in exchange for Mike Sullivan and Wes Chamberlain, May 31, 1994.

Career Playing Record

Yr	Club	Avg.	G	AB	R	H	2B	3B	HR	RBI	BB	SO	SB
1984	Chicago (NL)	.111	8	9	1	1	0	0	0	0	1	0	2
1985	Chicago (NL)	.245	53	163	24	40	12	1	2	10	8	12	2
1986	Houston	.258	127	419	55	108	15	4	6	36	22	52	38
1987	Houston	.296	141	564	96	167	28	3	11	63	42	70	53
1988	Houston	.268	145	530	79	142	25	4	7	52	37	56	32
1989	Houston	.228	108	395	49	90	15	3	3	44	30	53	22
	Pittsburgh	.244	27	86	10	21	4	0	1	7	0	9	2
1990	Cincinnati	.276	139	504	68	139	28	5	5	25	33	42	30
1991	Cincinnati	.262	138	442	45	116	25	3	4	41	26	55	11
1992	Cincinnati	.287	43	94	10	27	3	0	2	10	5	11	0
	Boston	.238	75	315	37	75	16	2	1	23	17	41	4
1993	Boston	.287	136	508	71	146	24	3	9	57	28	46	14
1994	Boston	.244	44	164	24	40	9	1	1	18	11	14	4
	Philadelphia	.246	43	134	15	33	5	1	2	13	6	14	4
1995	Texas	.083	6	12	2	1	1	0	0	0	1	1	0
Major League Totals		.264	1233	4339	586	1146	210	30	54	399	267	476	218
Reds Totals		.271	320	1040	123	282	56	8	11	76	64	103	41

League Championship Series Record

Yr	Club, Opponent	Avg.	G	AB	R	H	2B	3B	HR	RBI	BB	SO	SB
1986	Hou vs NYM	.280	6	25	4	7	0	0	1	2	3	2	3
1990	Cin vs Pit	.333	4	15	2	5	1	0	1	2	0	2	0
LCS Totals		.300	10	40	6	12	1	0	2	4	3	4	3

World Series Record

Yr	Club, Opponent	Avg.	G	AB	R	H	2B	3B	HR	RBI	BB	SO	SB
1990	Cin vs Oak	*.750	4	12	6	9	*4	1	0	2	2	0	0

* World Series 4-game series records



DUSTIN HUGHES

BULLPEN CATCHER

87

Age: 34 **Ht.:** 6-2 **Wt.:** 220 **B:** R **T:** R **Seasons In Majors:** None

Born: 8/2/83 **Birthplace:** Walnut Creek, CA **Resides:** Sacramento, CA

Joined Reds Organization: On 2/7/15, as bullpen catcher

Joined Major League Coaching Staff: On 2/7/15, as bullpen catcher

COACHING CAREER: Dustin Hughes is in his fourth season in the organization, all on the Reds' Major League staff...on 2/7/15 was hired as bullpen catcher...prior to joining the Reds spent 7 seasons (2008-2014) as bullpen catcher and batting practice pitcher for Oakland's Class AAA affiliate in Sacramento...in 2012 spent a week with the A's performing those duties...in 2009 and 2010 was the freshman baseball coach at San Ramon Valley High School in Danville, CA...from 2011-2013 coached the Danville Hoots in the Connie Mack Fall Baseball Program.

RECENT BULLPEN CATCHERS

2015-18	Dustin Hughes
2014.....	Nilson Antigua
2004-13	Mike Stefanski
1999-2003	Mark Berry

PLAYING CAREER: The former catcher played baseball at Diablo Valley College in Pleasant Hill, CA and Los Medanos College in Pittsburg, CA...also attended Sacramento City College...in June 2002 was drafted by the Marlins out of high school but did not sign...from 2006-2007 played in the Western Canadian Baseball League.

PERSONAL: In 2002 graduated from Northgate High School in Walnut Creek, CA...since 2011, in the off-season has worked as a trainer for professional baseball payers...wife's name is Alex...they have a son, Declan.

HUGHES' CAREER TRANSACTIONS

-- Was selected by the Marlins in the June 2002 first-year player draft. Did not sign.



TONY JARAMILLO

ASSISTANT HITTING COACH

64

Age: 39 **Ht.:** 5-10 **Wt.:** 175 **B:** L **T:** R **Seasons In Majors:** None

Born: 8/16/78 **Birthplace:** Dallas, TX **Resides:** Duncanville, TX

Joined Reds Organization: On 1/5/08, as Billings hitting coach

Joined Major League Coaching Staff: On 10/22/15, as assistant hitting coach

COACHING CAREER: Tony Jaramillo is in his 11th season in the organization and his third season on the Reds' staff...on 10/22/15 was named assistant hitting coach...prior to joining the Major League club spent 8 seasons as a hitting coach in the Reds' minor league system, with stints at Rookie Billings (2008), Class A Dayton (2009), Class A

ASSISTANT HITTING COACHES

2016-18	Tony Jaramillo
2014-15	Lee Tinsley
2013.....	Ronnie Ortega

Lynchburg (2010), Class A Bakersfield (2011), Class AA Pensacola (2012) and Class AAA Louisville (2013-2015)...in 2011, his Blaze batters ranked second in the California League in hitting and recorded the fewest number of strikeouts...in 2008, Billings hitters led the Pioneer League with the fewest strikeouts...previously coached in the Tigers' system as hitting instructor for Class A West Michigan from 2004-06.

PLAYING CAREER: The former infielder in 1998 was signed by Texas as an undrafted free agent...spent 2 seasons playing for the Rangers' rookie Pulaski affiliate before playing 4 years in independent leagues.

PERSONAL: Wife's name is Janet...they have 4 children, Ray, Jayla, Rian and Jenni...is the nephew of long-time Major League hitting coach Rudy Jaramillo.

JARAMILLO'S CAREER TRANSACTIONS

-- Was signed by the Rangers as an undrafted free agent, 1998.

Career Playing Record

Yr	Club	Avg.	G	AB	R	H	2B	3B	HR	RBI	BB	SO	SB
1998	Pulaski - R	.293	17	41	9	12	0	1	1	6	11	11	1
1999	Pulaski - R	.185	25	81	10	15	4	0	0	11	11	25	0
2000	Springfield - IND	.250	9	20	3	5	1	1	0	1	3	8	0
2001	Tyler - IND	.275	68	233	-	64	13	2	0	-	-	-	-
2002	Fort Worth - IND	.275	55	193	23	53	3	2	0	21	36	33	3
	San Angelo - IND	.198	32	111	14	22	5	0	0	8	10	28	1
2003	Rio Grande Valley - IND	.251	95	319	32	80	14	1	0	27	36	67	5
Professional Totals		.252	301	998	91	251	40	7	1	74	107	172	10



MACK

@mackjenkins57

PITCHING COACH

JENKINS

57

Age: 53 Ht.: 6-1 Wt.: 225 B: R T: R Seasons In Majors: None

Born: 4/22/64 Birthplace: Birmingham, AL Resides: Sarasota, FL

Joined Reds Organization: In 1986, as a non-drafted free agent pitcher; was hired as a minor league coach, 10/28/89

Joined Major League Coaching Staff: On 1/6/12, as assistant pitching coach; named bullpen coach, 12/4/13; named pitching coach, 7/4/16

COACHING CAREER: Mack Jenkins is in his 32nd season in the organization as a player or coach/instructor, in his seventh year on the Reds' Major League coaching staff and in his second full season as pitching coach...in January 2012 was hired as assistant pitching coach, and in 2014 took on added duties as bullpen coach...began the 2016 season in that assistant/bullpen coach position until he replaced pitching coach Mark Riggins on 7/4/16...Reds pitchers went 30-54, 5.53 before he was named pitching coach and 38-40, 4.23 the rest of the 2016 season...before he joined the Major League staff, spent the previous 6 seasons (2006-2011) as the club's minor league pitching coordinator...in 2012 and 2013 assisted pitching coach Bryan Price in producing 2 of the most successful pitching staffs in franchise history...in each of the 2012 and 2013 seasons Reds pitchers established club records for strikeouts (1,248 in 2012 & 1,296 in 2013)...the 2012 and 2013 staffs are the first in Major League history to produce in consecutive seasons at least 6 pitchers with 100 strikeouts (2013: Homer Bailey 199, Mat Latos 187, Bronson Arroyo 124, Mike Leake 122, Tony Cingrani 120, Aroldis Chapman 112 & 2012: Latos 185, Johnny Cueto 170, Bailey 168, Arroyo 129, Chapman 122, Leake 116)...in 2013 Reds pitchers

TEAM PITCHING LEADERS, 2012-2014

Wins		ERA	
Washington	280	Washington	3.31
Oakland	278	Los Angeles (NL)	3.33
St. Louis	275	Atlanta	3.33
Baltimore	274	Oakland	3.42
(Cincinnati, 10th....263)		Cincinnati	3.44

led the NL in strikeouts, their 17 team shutouts were the most since 1973, the starters' ERA of 3.43 was the staff's best since 1974 (3.41), and Reds relievers produced franchise-record scoreless streaks of 10 games (28.2ip, 6/29-7/11) and 32.2 innings (12g, 6/28-7/12)...overall in 2013, Reds pitchers ranked fourth in the National League in overall team ERA (3.38), third in starting staff ERA (3.43) and fourth in bullpen ERA (.329)...in 2012, Reds pitchers ranked third in the NL in team ERA (3.34), first in the Major Leagues in relief ERA (2.65) and saves (56), first in the NL in opponents' BA vs relievers (.219) and fourth in the NL in starters' ERA (3.64)...the 2012 bullpen averaged 9.90 strikeouts per 9 innings, the second-highest season average for a team bullpen in Major League history (2010 Braves, 10.06), and 5 pitchers started 161 of the Reds' 162 games (Arroyo, Bailey, Cueto, Latos, Leake)...the 2012 staff was 1 of only 9 in Major League history with 5 pitchers who made at least 30 starts each and was the Reds' first since 1943 with 4 pitchers who compiled 200 innings each (Arroyo, Bailey, Cueto, Latos)...Jenkins was hired in October 1989 as a minor league pitching coach and spent 16 seasons in that position at Rookie Billings (1990-91), Class A Cedar Rapids (1992), Class A Charleston (1993-95), Class AA Chattanooga (1996-2001) and Class AAA Louisville (2002-05).

MOST RECENT PITCHING COACHES

2016-18	Mack Jenkins
2016	Mark Riggins & Mack Jenkins
2014-15	Jeff Pico
2010-13	Bryan Price
2007-09	Dick Pole
2006	*Tom Hume
2005-06	Vern Ruhle
1993-2005	Don Gullett
1992-93	Larry Rothschild
1990-91	Stan Williams
1986-89	Scott Breeden
1984-85	Jim Kaat
1984	Stan Williams
1979-83	Bill Fischer
1970-78	Larry Shepard
1969	Harvey Haddix
1966-68	Mel Harder

* Bullpen coach, served as interim pitching coach

PLAYING CAREER: Was signed by the Reds as a non-drafted free agent in 1986 and pitched in their minor league system for 3 seasons...1 year after his professional playing career ended, he rejoined the organization in the player development department.

PERSONAL: In 1982 graduated from A.P. Leto High School in Tampa...pitched at Hillsborough Community College and for the University of Tampa, where he received his bachelor's degree in business...wife's name is Delight...daughter Corinne, 24, pitched for the Florida International University softball team and ranks second on the school's all-time list for victories...son Payton, 21, pitches for Cincinnati Christian University.

JENKINS' CAREER TRANSACTIONS

-- Was signed by the Reds as a non-drafted free agent, 1986.

Career Playing Record

Yr	Club	W-L	ERA	G	GS	CG	SHO	SV	IP	H	R	ER	BB	SO
1986	Sarasota - R	1-6	3.29	14	8	0	0	0	52.0	59	24	19	28	38
1987	Billings - R	5-3	3.51	13	12	0	0	0	77.0	84	38	30	24	67
1988	Greensboro - A	0-4	3.31	18	3	0	0	2	51.2	49	29	19	18	50
	Cedar Rapids - A	2-0	4.11	17	0	0	0	0	30.2	30	16	14	17	16
	Minor League Totals	8-13	3.49	62	23	0	0	2	211.1	222	107	82	87	171



DON LONG

HITTING COACH

59

Age: 56 **Ht.:** 6-2 **Wt.:** 185 **B:** S **T:** R **Seasons In Majors:** None

Born: 3/17/62 **Birthplace:** Bremerton, WA **Resides:** Edmonds, WA

Joined Reds Organization: On 12/4/13, as hitting coach

Joined Major League Coaching Staff: On 12/4/13, as hitting coach

MANAGERIAL/COACHING CAREER: Don Long is in his fifth season in the organization...spent the 2011-2013 campaigns as minor league hitting coordinator for the Braves following a 3-year stint as the Pirates' Major League hitting coach (2008-2010)...before he went to Pittsburgh, in 1999 he was the Phillies' roving hitting instructor and from 2000-2007 served as that organization's minor league hitting coordinator...has 11 years of minor league managerial experience, all in the Angels organization, and 3 times was voted his league's Manager of the Year (1990 Class A Midwest League, 1991 Class AA Texas League, 1995 Class AAA Pacific Coast League)...was the head coach at Seattle University in 1986, then the next season coached at Class A Quad Cities before beginning his managerial career in 1988.

LONG'S MANAGERIAL RECORD

Year	Club	League	W-L	Pct.	Place
1988	Bend	Northwest	38-38	.500	3rd
1989	Bend	Northwest	33-42	.440	4th
1990	Quad Cities	^ Midwest	81-59	.579	*4th/1st
1991	Midland	^ Texas	67-68	.496	**4th/1st
1992	Midland	Texas	61-72	.459	3rd/3rd
1993	Midland	Texas	67-68	.496	3rd/3rd
1994	Vancouver	PCL	77-65	.542	**1st/1st
1995	Vancouver	^ PCL	81-60	.574	**1st/2nd
1996	Vancouver	PCL	68- 70	.493	3rd/4th
1997	Lake Elsinore	California	61-79	.436	4th/5th
1998	Midland	Texas	64-76	.457	3rd/3rd

Minor League Totals **698-697** **.501**
^ 1990, 1991 and 1995 League Manager of the Year
* League playoff champion, ** Division champion

PLAYING CAREER: The former switch-hitter was selected by the San Francisco Giants in the third round of the 1983 draft and played 3 seasons in their farm system...was drafted 4 times, in 1980 by the Indians, in 1981 by both the Astros (January) and Reds (June) and in 1983 by the Giants.

PERSONAL: Attended Meadowdale High School and Edmonds Community College in Lynwood, WA and Washington State in Pullman...resides in Edmonds, WA with wife Dian and sons Stewart, Preston and Tyler.

LONG'S CAREER TRANSACTIONS

- Was selected by the Indians in the 12th round of the June 1980 amateur draft. Did not sign.
- Was selected by the Astros in the second round of the January 1981 amateur draft. Did not sign.
- Was selected by the Reds in the first round (24th overall) of the June 1981 amateur draft. Did not sign.
- Was selected by the Giants in the third round of the June 1983 amateur draft.

Career Playing Record

Yr	Club	Avg.	G	AB	R	H	2B	3B	HR	RBI	BB	SO	SB
1983	Great Falls - R	.284	65	225	38	64	15	1	7	40	38	63	6
1984	Fresno - A	.243	106	337	44	82	8	3	3	30	50	105	2
1985	Shreveport - AA	.190	27	84	7	16	3	0	2	6	15	25	1
Minor League Totals		.251	198	646	89	162	26	4	12	76	103	193	9

MOST RECENT HITTING COACHES

2014-18	Don Long	2001.....	Ken Griffey Sr.	1993-94	Ray Knight
2007-13	Brook Jacoby	1999-2000	Denis Menke	1987-92	Tony Perez
2004-06	Chris Chambliss	1997-98	Ken Griffey Sr.	1985-87	Billy DeMars
2003.....	Ray Knight, Tom Robson	1997.....	Denis Menke	1970-84	Ted Kluszewski
2002.....	Jim Lefebvre	1995-96	Hal McRae		



TED POWER

ASSISTANT PITCHING / BULLPEN COACH

56

Age: 63 Ht.: 6-4 Wt.: 215 B: R T: R Seasons In Majors: 13

Born: 1/31/55 Birthplace: Guthrie, OK Resides: Sarasota, FL

Joined Reds Organization: On 11/11/99, as pitching coach at Billings; on 2/11/06, as pitching rehabilitation coordinator

Joined Major League Coaching Staff: 7/4/16, as assistant pitching/bullpen coach

COACHING CAREER: Ted Power is in his second full season as assistant pitching/bullpen coach on the Major League staff...he began the 2016 season as pitching coach at Class AAA Louisville until he joined the Reds on 7/4, when Mack Jenkins replaced Mark Riggins as pitching coach...Reds pitchers went 30-54, 5.53 before he joined the staff and 38-40, 4.23 the rest of 2016...before joining the Major League club, Power spent most of the previous 11 seasons (2006-2016) as pitching coach at Louisville...originally was hired in November 1999 and worked in the player development department as pitching coach at Rookie Billings (2000-2001) and Class A Dayton (2002)...rejoined the organization prior to the 2006 season as pitching rehabilitation coordinator but in May of that season was named pitching coach at Louisville...following the 2008 season worked as Peoria's pitching coach in the prestigious Arizona Fall League...his Bats pitchers in 2009 posted a 3.46 ERA, the lowest in club history, and for the first time since 1998 Louisville had 3 pitchers with 10 or more saves...his 2001 Billings staff walked the fewest batters in the Pioneer League and allowed the fewest home runs while finishing second in the league in ERA.

MOST RECENT BULLPEN COACHES

2016-18	Ted Power
2014-16	Mack Jenkins
2008-13	Juan Lopez
2007	Tom Hume
2006	*Lee Tunnell
1996-2006	**Tom Hume
1994-95	Grant Jackson
1993	Don Gullett, Dave Miley
1992	John McLaren
1990-91	Larry Rothschild

* Interim bullpen coach
** In 2006 served as interim pitching coach

ASSISTANT PITCHING COACHES

2016-18	Ted Power
2012-16	Mack Jenkins

PLAYING CAREER: Selected by Los Angeles in the fifth round of the 1976 draft, the former right-handed pitcher played in 13 Major League seasons with the Dodgers (1981-82), Cincinnati Reds (1983-87, 1991), Kansas City Royals (1988), Detroit Tigers (1988), St. Louis Cardinals (1989), Pittsburgh Pirates (1990), Cleveland Indians (1992-93) and Seattle Mariners (1993)...while pitching for the Reds in 1984 led the National League with 78 apps.

PERSONAL: Attended Kansas State University, where he was named to the school's All-Century team...wife's name is Leslie...in March 2017, son Chandler retired from the U.S. Army as a sergeant in the 160th Airborne, Special Forces...daughter Lauren is married to Chris Denorfia, who played for the Reds from 2005-2006.

POWER'S CAREER TRANSACTIONS

- Was selected by the Dodgers in the fifth round of the 1976 amateur draft.
- Was acquired by the Reds in exchange for IF Mike Ramsey and cash, October 15, 1982.
- Was acquired by the Royals, along with SS Kurt Stillwell, in exchange for LHP Danny Jackson and SS Angel Salazar, November 6, 1987.
- Was acquired by the Tigers in exchange for LHP Mark Lee and C/IF Rey Palacios, August 31, 1988.
- Was released by the Tigers, March 25, 1989; was signed by the Cardinals, March 28, 1989.
- Was signed by the Pirates, November 20, 1989.
- Was signed by the Reds, December 14, 1990.
- Was signed by the Indians, April 5, 1992.
- Was released by the Indians, July 23, 1993; was signed by the Mariners, July 28, 1993.

Career Playing Record

Yr	Club	W-L	ERA	G	GS	CG	SHO	SV	IP	H	R	ER	BB	SO
1981	Los Angeles (NL)	1-3	3.14	5	2	0	0	0	14.1	16	6	5	7	7
1982	Los Angeles (NL)	1-1	6.68	12	4	0	0	0	33.2	38	27	25	23	15
1983	Cincinnati	5-6	4.54	49	6	1	0	2	111.0	120	62	56	49	57
1984	Cincinnati	9-7	2.82	*78	0	0	0	11	108.2	93	37	34	46	81
1985	Cincinnati	8-6	2.70	64	0	0	0	27	80.0	65	27	24	45	42
1986	Cincinnati	10-6	3.70	56	10	0	0	1	129.0	115	59	53	52	95
1987	Cincinnati	10-13	4.50	34	34	2	1	0	204.0	213	115	102	71	133
1988	Kansas City	5-6	5.94	22	12	2	2	0	80.1	98	54	53	30	44
	Detroit	1-1	5.79	4	2	0	0	0	18.2	23	13	12	8	13
1989	St. Louis	7-7	3.71	23	15	0	0	0	97.0	96	47	40	21	43
1990	Pittsburgh	1-3	3.66	40	0	0	0	7	51.2	50	23	21	17	42
1991	Cincinnati	5-3	3.62	68	0	0	0	3	87.0	87	37	35	31	51
1992	Cleveland	3-3	2.54	64	0	0	0	6	99.1	88	33	28	35	51
1993	Cleveland	0-2	7.20	20	0	0	0	0	20.0	30	17	16	8	11
	Seattle	2-2	3.91	25	0	0	0	13	25.1	27	11	11	9	16
Major League Totals		68-69	4.00	564	85	5	3	70	1160.0	1159	568	515	452	701
Reds Totals		47-41	3.80	349	50	3	1	44	719.2	693	337	304	294	459

* Led National League



JIM RIGGLEMAN 35 BENCH COACH

Age: 65 Ht.: 5-11 Wt.: 195 B: R T: R Seasons In Majors: None

Born: 11/9/52 Birthplace: Fort Dix, NJ Resides: Madeira Beach, FL

Joined Reds Organization: On 11/10/11, as manager at Pensacola

Joined Major League Coaching Staff: On 11/10/14, as third base coach; was named bench coach, 10/22/15

MANAGERIAL/COACHING CAREER: Jim Riggleman is in his seventh season in the organization and in his third year as manager Bryan Price's bench coach...spent 2015 as the Major League club's third base coach...joined the Reds' player development department in 2012 as manager of the new Class AA affiliate in Pensacola, then in 2013 and 2014 served as manager at Class AAA Louisville...has been a manager, coach or instructor at Major League staffs as third base coach for the Indians (2000), first base coach for the Cardinals (1989-90) and bench coach for the Nationals (2009), Mariners (2008) and Dodgers (2001-04)...made his coaching debut in 1981 at Class AA Arkansas but also managed in the minor leagues for the Cardinals (1982-88) and Padres (1991-92)...spent 3 seasons as the Cardinals' minor league field coordinator (2005-07) and served a stint as that club's farm director.

RIGGLEMAN'S MAJOR LEAGUE MANAGERIAL RECORD

Year	Club	League	W-L	Pct.	Place	GB
92	San Diego	National	4-8	.333	3rd	-16.0
93	San Diego	National	61-101	.377	7th	-43.0
94	San Diego	National	47-70	.402	4th	-12.5
95	Chicago	National	73-71	.507	3rd	-12.0
96	Chicago	National	76-86	.469	4th	-12.0
97	Chicago	National	68-94	.420	5th	-16.0
98#	Chicago	National	90-73	.552	2nd	-12.5
99	Chicago	National	67-95	.414	6th	-30.0
08	Seattle	American	36-54	.400	4th	-39.0
09	Washington	National	33-42	.440	5th	-34.0
10	Washington	National	69-93	.426	5th	-28.0
11	Washington	National	38-37	.507	3rd	-21.5
Major League Totals			662-824	.445		
San Diego Totals			112-179	.385		
Chicago Totals			374-419	.472		
Seattle Totals			36-54	.400		
Washington Totals			140-172	.449		

Won National League Wild Card

PLAYING CAREER: Was selected by the Dodgers in the fourth round of the June 1974 amateur draft... played 8 minor league seasons as both an infielder and outfielder...while playing for Arkansas in 1980 was a Texas League All-Star.

PERSONAL: In 1970 graduated from Richard Montgomery High School in Rockville, Maryland...earned a bachelor's degree in physical education from Frostburg State University, located about 140 miles from Washington, D.C....is enshrined in Frostburg State's Athletic Hall of Fame...established single-game records with 3 HR, 8 RBI and 12 total bases...was on Felipe Alou's National League coaching staff for the 1995 All-Star Game in Texas and on Bruce Bochy's NL staff for the 1999 All-Star Game in Boston...has a son, Jon, and granddaughter, Lily.

MOST RECENT BENCH COACHES

2016-18	Jim Riggleman	2003.....	Mark Berry	1995.....	Ray Knight
2014-15	Jay Bell	2002-03	Ray Knight	1994.....	Bob Boone
2008-13	Chris Speier	2001.....	Tim Foli	1993.....	Dave Miley, Ray Knight
2007.....	Pat Kelly	1999-2000	Ken Griffey Sr.	1990-92	Jackie Moore
2006-07	Bucky Dent	1997-98	Denis Menke	1983-89	Tommy Helms
2005.....	John Moses	1996.....	Jim Lett	1982-86	George Scherger
2004-05	Jerry Narron			1979-82	Harry Dunlop

RIGGLEMAN'S CAREER TRANSACTIONS

- Was selected by the Dodgers in the fourth round of the 1974 amateur draft.
- Was named manager of the Padres, September 23, 1992.
- Was named manager of the Cubs, October 21, 1994.
- Was named manager of the Mariners, June 19, 2008.
- Was named manager of the Nationals, July 13, 2009.

Career Playing Record

Yr	Club	Avg.	G	AB	R	H	2B	3B	HR	RBI	BB	SO	SB
1974	Waterbury - AA	.266	80	252	29	67	13	1	8	41	25	56	1
1975	Waterbury - AA	.257	129	439	61	113	14	7	11	57	54	86	14
1976	Waterbury - AA	.261	84	287	38	75	14	2	6	39	31	47	4
	Arkansas - AA	.299	47	154	29	46	9	1	5	25	19	13	1
1977	Arkansas - AA	.280	27	93	10	26	7	2	0	11	16	9	6
	New Orleans - AAA	.240	103	346	52	83	16	0	17	52	34	65	10
1978	Arkansas - AA	.293	59	174	34	51	8	1	4	34	43	39	2
1979	Arkansas - AA	.273	46	110	17	30	9	0	1	23	13	23	5
	Springfield - AAA	.237	35	93	9	22	4	0	2	9	5	26	3
1980	Arkansas - AA	.295	127	431	84	127	29	7	21	90	60	67	28
1981	Arkansas - AA	.241	37	133	17	32	7	1	1	15	16	29	3
Minor League Totals		.268	774	2512	380	672	130	22	76	396	316	460	77



MIKE **MAJOR LEAGUE CATCHING COORDINATOR**
STEFANSKI **72**

Age: 48 **Ht.:** 6-2 **Wt.:** 210 **B:** R **T:** R **Seasons In Majors:** None

Born: 9/12/69 **Birthplace:** Flint, MI **Resides:** Maineville, OH

Joined Reds Organization: On 11/12/99, as a minor league free agent

Joined Major League Coaching Staff: On 1/27/04, as bullpen catcher; was named Major League catching coordinator, 12/4/13

COACHING CAREER: Mike Stefanski is in his 15th season on the Reds' coaching staff and his fifth as Major League catching coordinator...on 1/27/04 he retired as a player and joined the Reds' staff as the bullpen catcher...was named catching coordinator on 12/4/13.

RECENT BULLPEN CATCHERS / COACHES

2004-18 *Mike Stefanski
 1999-2003 Mark Berry
* Named Major League catching coordinator, 12/4/13

PLAYING CAREER: In his minor league career appeared in 786g behind the plate but also played 60g at 1B, 25g at 3B and 18g in the OF...made 4 apps as a pitcher (0-0, 5.40), all in relief...in 1994 was a Texas League All-Star...was named California League Batter of the Week for 5/2-5/8, 1993 (.591)...in 1991, his first professional season, won the Arizona League batting championship (.364)...originally was selected by the Brewers in the 40th round of the June 1991 free-agent draft...beginning with the 2002 season signed minor league contracts with the Reds for 3 consecutive years before retiring as a player on 1/27/04.

PERSONAL: In 1987 graduated from Redford Union High School in Redford, Michigan, where he played baseball and basketball...attended the University of Detroit, where twice he was All-Conference in baseball...also attended Detroit Mercy College...wife's name is Ysela (pronounced ee-SELL-uh)...they have 3 children, Shelbie, Michael and Lauren.

STEFANSKI'S CAREER TRANSACTIONS

- Was selected by the Brewers in the 40th round of the June 1991 free-agent draft. Signed by Larry Keller.
- Was acquired by the Cardinals in exchange for C Mark Ronan, October 19, 1995.
- Was signed by the Reds to a minor league contract, November 12, 1999.
- Was signed by the Cardinals to a minor league contract, November 9, 2000.
- Was signed by the Reds to minor league contracts, January 18, 2002; December 24, 2002; November 7, 2003.

Career Playing Record

Yr	Club	AVG	G	AB	R	H	2B	3B	HR	RBI	SH	SF	HB	BB	SO	SB	CS	E
1991	Arizona - R	.364	56	206	43	75	5	5	0	43	0	6	4	22	21	3	2	7
1992	Beloit - A	.273	116	385	66	105	12	0	4	45	3	3	4	55	81	9	4	13
1993	Stockton - A	.322	97	345	58	111	22	2	10	57	1	2	5	49	45	6	1	14
1994	El Paso - AA	.263	95	312	59	82	7	6	8	56	2	5	0	32	80	4	3	6
1995	New Orleans - AAA	.246	78	228	30	56	10	2	2	24	5	5	1	14	28	2	0	2
	El Paso - AA	.407	6	27	5	11	3	0	1	6	0	0	0	0	3	1	0	3
1996	Louisville - AAA	.206	53	126	11	26	7	1	2	9	1	2	1	11	11	1	2	6
1997	Louisville - AAA	.305	57	197	26	60	10	0	6	22	2	1	1	12	20	0	1	8
	Arkansas - AA	.250	1	4	1	1	0	1	0	0	0	0	0	0	0	0	0	0
1998	Memphis - AAA	.265	95	298	34	79	19	1	6	44	5	2	4	23	42	1	2	5
1999	Memphis - AAA	.299	64	201	27	60	12	0	4	22	1	2	4	17	28	3	0	9
2000	Louisville - AAA	.229	32	96	12	22	7	0	2	10	0	0	3	4	17	0	0	0
2001	Memphis - AAA	.262	61	164	25	43	8	1	6	26	4	1	2	13	31	1	2	2
2002	Louisville - AAA	.281	73	203	23	57	8	1	7	23	4	1	1	13	26	0	0	7
2003	Louisville - AAA	.218	64	202	20	44	7	1	3	20	1	2	1	13	30	1	1	6
Minor League Totals		.278	948	2994	440	832	137	21	61	407	29	32	31	278	463	32	18	88

* Led league



DERRIN EBERT

COACH

88

Age: 41 Ht.: 6-3 Wt.: 200 B: R T: L Seasons In Majors: 1

Born: 8/21/76 Birthplace: Anaheim, CA Resides: Litchfield Park, AZ

Joined Reds Organization: In 2012, as pitching coach for AZL Reds

Joined Major League Coaching Staff: In January 2018, as a coach

MANAGERIAL/COACHING CAREER: Derrin Ebert is in his seventh season in the organization, his first on manager Bryan Price's Major League coaching staff...spent the 2012-2013 seasons as pitching coach for the rookie AZL Reds, the 2014-2015 campaigns as pitching coach for rookie Billings and the 2016-2017 seasons as pitching coach for Class A Dayton.

PLAYING CAREER: Selected by Atlanta in the 18th round of the 1994 free-agent draft, he made all 5 of his Major League apps for the Braves in 1999 at the age of 22...also pitched in the Royals, Diamondbacks, Cubs, Brewers and Red Sox minor league systems...retired as a professional player following the 2005 season.

PERSONAL: Received his associate of arts degree from Estrella Mountain College in 2008 and a bachelor's in secondary education (history) from Arizona State University in December 2009...lives in Litchfield Park, AZ with wife Lacey and children Kinzy, Cassie, Brody and Cody.

Career Playing Record

Yr	Club	W-L	ERA	G	GS	CG	SHO	SV	IP	H	R	ER	BB	SO
1994	Braves - R	1-3	2.93	10	7	1	1	0	43.0	40	18	14	8	25
1995	Macon - A	14-5	3.31	28	28	0	0	0	182.0	184	87	67	46	124
1996	Durham - A	12-9	4.00	27	27	2	0	0	166.1	189	102	74	37	99
1997	Greenville - AA	11-8	4.10	27	25	0	0	0	175.2	191	95	80	48	101
1998	Richmond - AAA	9-9	4.51	29	29	0	0	0	163.2	195	94	82	49	88
1999	Atlanta	0-1	5.63	5	0	0	0	1	8.0	9	5	5	5	4
	Richmond - AAA	8-7	4.30	25	24	2	1	0	150.2	173	79	72	44	82
2000	Richmond - AAA	5-9	4.78	32	23	0	0	0	150.2	192	94	80	44	91
2001	Pawtucket - AAA	2-3	4.53	10	7	1	0	0	43.2	50	29	22	10	34
	Trenton - AA	7-9	4.64	20	20	0	0	0	116.1	134	67	60	23	89
2002	Indianapolis - AAA	6-4	3.50	50	1	0	0	4	74.2	66	33	29	25	46
2003	Iowa - AAA	1-0	6.43	6	0	0	0	0	7.0	9	5	5	4	4
	Tucson - AAA	0-1	2.63	15	0	0	0	0	13.2	21	4	4	6	7
	High Desert - A	2-1	6.19	3	3	0	0	0	16.0	20	11	11	1	11
	Indianapolis - AAA	0-2	4.50	4	1	0	0	0	10.0	11	5	5	3	6
2005	Omaha - AAA	0-0	12.27	2	0	0	0	0	3.2	5	5	5	4	1
	Wichita - AA	7-3	4.89	27	16	0	0	1	105.0	123	69	57	35	54
Major Totals		0-1	5.63	5	0	0	0	1	8.0	9	5	5	5	4
Minor Totals		85-73	4.22	315	211	6	2	5	1422.0	1603	797	667	387	862

HOW THE 2018 REDS WERE BUILT (40-MAN ROSTER)

NON-DRAFTED AMATEUR FREE AGENTS (SIGNING SCOUT)

Player	Date Signed
Aristides Aquino, OF (Richard Jimenez)	1/18/11
Wandy Peralta, LHP (Richard Jimenez)	8/17/09
Jesus Reyes, RHP (Lee Seras)	8/28/14
Jose Siri, OF (Richard Jimenez)	9/21/12

MINOR LEAGUE FREE AGENTS

Player	Date Signed
-	-

WAIVER CLAIMS

Player	From	Date Claimed
Scooter Gennett, IF	Mil	3/28/17

RULE 5 DRAFT SELECTIONS

Player	From	Year
Ariel Hernandez, RHP	Ari	2015
Stuart Turner, C	Min	2016

Hernandez was selected in the Class AAA Phase

MAJOR LEAGUE FREE AGENTS

Player	Date Signed
David Hernandez, RHP	1/30/18
Jared Hughes, RHP	12/26/17
Raisel Iglesias, RHP	6/27/14

FIRST-YEAR PLAYER DRAFT

Player	Round (Overall)	Year
Homer Bailey, RHP	1 (7)	2004
Tucker Barnhart, C	10	2009
Alex Blandino, IF	1 (29)	2014
Phillip Ervin, OF	1 (27)	2013
Amir Garrett, LHP	22	2011
Billy Hamilton, OF	2	2009
Shed Long, IF	12	2013
José López, RHP	6	2014
Michael Lorenzen, RHP	1A (38)	2013
Tyler Mahle, RHP	7	2013
Devin Mesoraco, C	1 (15)	2007
Sal Romano, RHP	23	2011
Jackson Stephens, RHP	18	2012
Robert Stephenson, RHP	1 (27)	2011
Joey Votto, 1B	2	2002
Zack Weiss, RHP	6	2013
Jesse Winker, OF	1A (49)	2012

ACQUIRED BY TRADE

Player	From	Date	In exchange for:
Austin Brice, RHP & Luis Castillo, RHP	Marlins	1/19/17	With minor league OF Isaiah White in exchange for RHP Dan Straily
Rookie Davis, RHP	Yankees	12/28/15	Along with RHP Caleb Cotham, 3B Eric Jagielo and 2B Tony Renda for LHP Aroldis Chapman
Anthony DeSclafani, RHP	Marlins	12/11/14	Along with C Chad Wallach for RHP Mat Latos
Adam Duvall, OF & Keury Mella, RHP	Giants	7/30/15	RHP Mike Leake
Brandon Finnegan, LHP & Cody Reed, LHP	Royals	7/26/15	Along with LHP John Lamb for RHP Johnny Cueto
Dilson Herrera, INF	Mets	8/1/16	With LHP Max Wotell for RF Jay Bruce
José Peraza, INF & Scott Schebler, OF	Dodgers	12/16/15	Along with IF Brandon Dixon as part of a 3-team deal in which WSox acquired 3B Todd Frazier
Kevin Shackelford, RHP	Brewers	9/10/14	As 1 of 2 PTBN (RHP Barret Astin) in the 8/31/14 trade that sent RHP Jonathan Broxton to Milwaukee
Eugenio Suárez, INF	Tigers	12/11/14	Along with RHP Jonathon Crawford for RHP Alfredo Simon

DICK WILLIAMS' ACQUISITIONS SINCE OCTOBER 3, 2016 (40-MAN ROSTER)

NON-DRAFTED AMATEUR FREE AGENTS

Player	Date Signed
-	-

MINOR LEAGUE FREE AGENTS

Player	Date Signed
-	-

WAIVER CLAIMS

Player	From	Date Claimed
Scooter Gennett, IF	Mil	3/28/17

RULE 5 DRAFT SELECTIONS

Player	From	Year
Stuart Turner, C	Min	2016

MAJOR LEAGUE FREE AGENTS

Player	Date Signed
David Hernandez, RHP	1/30/18
Jared Hughes, RHP	12/26/17

FIRST-YEAR PLAYER DRAFT

Player	Round (Overall)	Year
-	-	-

ACQUIRED BY TRADE

Player	From	Date	In exchange for:
Austin Brice, RHP & Luis Castillo, RHP	Marlins	1/19/17	With minor league OF Isaiah White in exchange for RHP Dan Straily

Cincinnati Reds 40-Man Roster

MANAGER: #38 Bryan Price **COACHES:** #45 Fredtjie Benavides, #88 Derin Ebert, #22 Billy Hatcher, #87 Dustin Hughes, #64 Tony Jaramillo, #57 Mack Jenkins, #59 Don Long, #56 Ted Power, #35 Jim Riggleman, #72 Mike Stefanski

#	PITCHERS (23)	B	T	HT	WT	Age	Born	Birthplace	Resides	2017 Club(s)		W-L	ERA	G	GS	CG	SHO	SV	IP	H	R	ER	BB	SO	MLS	
										Cincinnati	Dayton - A															
34	BAILEY, Homer	R	R	6-4	223	31	5/3/86	La Grange, TX	La Grange, TX	Cincinnati	Dayton - A	6-9	6.43	18	18	0	0	0	0	91.0	112	67	65	42	67	9,017
										#Louisville - AAA	#Louisville - AAA	1-0	3.00	1	1	0	0	0	0	6.0	1	0	0	0	6	
										#Pensacola - AA	#Pensacola - AA	1-0	0.00	1	1	0	0	0	0	5.0	3	0	2	2	6	
40	BRICE, Austin	R	R	6-4	235	25	6/19/92	Hong Kong, China	Pittsboro, NC	Cincinnati	Louisville - AAA	0-0	4.96	22	0	0	0	0	0	32.2	33	18	18	7	26	1,000
										Pensacola - AA	Pensacola - AA	1-2	3.80	15	0	0	0	1	21.1	23	10	9	9	21		
58	CASTILLO, Luis	R	R	6-2	190	25	12/12/92	Bani, DR	Bani, DR	Cincinnati	Louisville - AAA	1-0	0.00	3	0	0	0	0	3.0	1	0	0	0	3		
										Pensacola - AA	Pensacola - AA	3-7	3.12	15	15	0	0	0	89.1	64	32	31	32	98	0,101	
										Cincinnati	Cincinnati	4-4	2.58	14	14	1	0	0	80.1	68	24	23	13	81		
54	DAVIS, Rookie	R	R	6-5	255	24	4/29/93	Sneads Ferry, NC	Sneads Ferry, NC	Cincinnati	Louisville - AAA	1-3	8.63	7	6	0	0	0	24.0	38	25	23	14	20	0,065	
										#AZL Reds - R	#AZL Reds - R	0-1	1.93	2	2	0	0	0	9.1	5	3	2	2	10		
										Louisville - AAA	Louisville - AAA	4-4	4.77	11	11	1	0	0	60.1	68	34	32	13	54		
										Pensacola - AA	Pensacola - AA	0-0	4.61	3	3	0	0	0	13.2	12	7	6	11			
28	DeSCLAFANI, Anthony	R	R	6-1	195	27	4/18/90	Freehold, NJ	Freehold, NJ	Cincinnati	Louisville - AAA	0-0	7.71	1	1	0	0	0	2.1	3	3	2	1	3	3,062	
										#AZL Reds - R	#AZL Reds - R	0-1	16.62	2	2	0	0	0	4.1	10	8	8	0	6		
29	FINNEGAN, Brandon	L	L	5-11	212	24	4/14/93	Fort Worth, TX	Fort Worth, TX	Cincinnati	Louisville - AAA	1-1	4.15	4	4	0	0	0	13.0	9	6	6	13	16	2,107	
										#Cincinnati	#Cincinnati	0-0	7.20	1	1	0	0	0	5.0	4	4	4	2	5		
										#Pensacola - AA	#Pensacola - AA	0-0	0.00	2	2	0	0	0	7.0	2	0	0	1	5		
50	GARRETT, Amir	R	L	6-5	228	25	5/3/92	Victorville, CA	Las Vegas, NV	Cincinnati	Louisville - AAA	3-8	7.39	16	14	1	0	0	70.2	74	60	58	40	63	0,099	
										Cincinnati	Louisville - AAA	2-4	5.72	14	14	1	1	0	67.2	79	50	43	24	61		
63	HERNANDEZ, Ariel	R	R	6-4	230	26	3/2/92	Santo Domingo, DR	Santo Domingo, DR	Cincinnati	Louisville - AAA	0-0	5.18	19	0	0	0	0	24.1	14	14	14	22	29	0,063	
										Louisville - AAA	Louisville - AAA	1-2	5.29	15	0	0	0	0	17.0	14	10	10	19	19		
										Pensacola - AA	Pensacola - AA	2-0	2.18	24	0	0	0	1	33.0	18	8	8	20	39		
										Gwinnett - AAA	Gwinnett - AAA	1-0	1.13	7	0	0	0	4	8.0	4	2	1	2	9	8,084	
										Los Angeles (AL)	Los Angeles (AL)	1-0	2.23	38	0	0	0	1	36.1	29	10	10	10	15		
										Arizona	Arizona	2-1	4.82	26	0	0	0	1	18.2	19	10	10	1	15		
48	HUGHES, Jared	R	R	6-7	240	32	7/4/85	Stamford, CT	Piano, TX	Cincinnati	Milwaukee	5-3	3.02	67	0	0	0	1	59.2	49	21	20	24	48	5,162	
26	IGLESIAS, Raisel	R	R	6-2	188	28	1/4/90	Isia de la Juventud, Cuba	Miami, FL	Cincinnati	Milwaukee	3-3	2.49	63	0	0	0	28	76.0	57	22	21	27	92	2,154	
74	LÓPEZ, José	R	R	6-1	205	24	9/1/93	Santiago, DR	Cranbury, NJ	Cincinnati	Dayton - A	2-4	2.84	9	9	0	0	0	50.2	50	22	16	14	48	0,000	
										Pensacola - AA	Pensacola - AA	7-2	2.43	17	15	1	1	0	96.1	64	30	26	35	95		
21	LORENZEN, Michael	R	R	6-3	217	26	1/4/92	Anaheim, CA	Anaheim, CA	Cincinnati	Pensacola - AA	8-4	4.45	70	0	0	0	2	83.0	78	43	41	34	80	2,159	
30	MAHLE, Tyler	R	R	6-3	210	23	9/29/94	Newport Beach, CA	Westminster, CA	Cincinnati	Louisville - AAA	1-2	2.70	4	4	0	0	0	20.0	19	6	6	11	14	0,036	
										Pensacola - AA	Pensacola - AA	3-4	2.73	10	14	1	1	0	59.1	52	24	18	13	51		
										Louisville - AAA	Louisville - AAA	7-3	1.59	14	14	1	1	0	85.0	57	15	15	17	87		
										Cincinnati	Cincinnati	0-0	6.75	2	0	0	0	0	4.0	5	3	3	2	1	0,020	
										Pensacola - AA	Pensacola - AA	4-10	4.30	27	26	1	1	0	134.0	135	73	64	43	109		
53	PERALTA, Wendy	L	L	6-0	220	26	7/27/91	SF de Maconis, DR	SF de Maconis, DR	Cincinnati	Pensacola - AA	3-4	3.76	69	0	0	0	0	64.2	53	28	27	24	57	1,031	
25	RED, Cody	L	L	6-3	230	24	4/15/93	Memphis, TN	Lakeland, TN	Cincinnati	Louisville - AAA	1-1	5.09	12	1	0	0	0	17.2	11	11	10	19	17	0,166	
										Cincinnati	Louisville - AAA	4-9	3.55	21	20	0	0	0	106.1	105	49	42	61	102		
73	REYES, Jesus	R	R	6-2	180	25	2/21/93	Santo Domingo, DR	Brooklyn, NY	Dayton - A	Louisville - AAA	6-5	3.78	15	15	0	0	0	85.2	80	46	36	27	67	0,000	
										Pensacola - AA	Pensacola - AA	2-4	3.31	10	10	0	0	0	51.2	55	19	19	20	44		
47	ROMANO, Sal	L	R	6-5	270	24	10/12/93	Syosset, NY	Southington, CT	Cincinnati	Louisville - AAA	5-8	4.45	16	16	0	0	0	47.0	91	49	43	37	73	0,081	
										Louisville - AAA	Louisville - AAA	1-4	3.47	10	10	1	0	0	80.1	49	26	19	17	32		
										Cincinnati	Cincinnati	0-0	4.70	26	0	0	0	0	30.2	30	16	16	13	38		
41	SHACKELFORD, Kevin	R	R	6-5	210	28	4/7/89	Charlotte, NC	Nashville, TN	Cincinnati	Louisville - AAA	3-1	1.53	35	0	0	0	0	47.0	33	11	8	18	61	0,069	

62 STEPHENS, Jackson	R	R	6-2	220	23	5/11/94	Oxford, AL	Oxford, AL	Cincinnati	2-1	4.68	7	4	0	0	0	25.0	19	13	13	9	21	0.034
16 BARNHART, Tucker	R	R	5-11	192	27	1/7/91	Indianapolis, IN	Zionsville, IN	Louisville - AAA	7-10	4.92	25	11	0	1	0	139.0	156	85	76	51	110	0.167
55 STEPHENSON, Robert	R	R	6-3	215	25	2/24/93	Martinez, CA	Martinez, CA	Cincinnati	5-6	4.68	25	11	0	0	0	84.2	81	52	44	53	86	0.000
49 WEISS, Zack	R	R	6-3	210	25	6/16/92	Irvine, CA	Irvine, CA	Louisville - AAA	1-2	3.79	8	7	0	0	0	40.1	27	17	17	13	45	0.000
	R	R	6-2	220	26	12/27/91	Euntes, LA	Euntes, LA	Daytona - A	2-1	2.08	10	0	0	0	0	13.0	8	6	3	2	19	0.000
	R	R	6-2	220	23	5/11/94	Oxford, AL	Oxford, AL	Pensacola - AA	2-4	2.89	24	0	0	0	0	28.0	22	15	9	11	37	0.000

#	CATCHERS (3)	B	T	HT	WT	Age	Born	Birthplace	Resides	2017 Club(s)	AVG	G	AB	R	H	2B	3B	HR	RBI	BB	SO	SB	E	MLS
39	MESORAC, Devin	R	R	6-1	229	29	6/19/88	Punxsutawney, PA	Punxsutawney, PA	Cincinnati	.270	121	370	26	100	24	2	7	44	42	68	4	1	3,075
		R	R	6-1	229	29	6/19/88	Punxsutawney, PA	Punxsutawney, PA	Cincinnati	.143	2	7	1	1	0	0	1	6	14	18	3	0	6,028
		R	R	6-2	220	26	12/27/91	Euntes, LA	Euntes, LA	#Louisville - AAA	.170	13	47	4	8	1	0	1	3	6	10	0	1	1,000
		R	R	6-2	220	26	12/27/91	Euntes, LA	Euntes, LA	#Pensacola - AA	.134	37	82	4	11	3	0	2	7	5	22	0	2	1,000
		R	R	6-2	220	26	12/27/91	Euntes, LA	Euntes, LA	#Louisville - AAA	.237	15	59	2	14	0	0	0	3	3	14	0	0	1,000

#	INFELDERS (7)	B	T	HT	WT	Age	Born	Birthplace	Resides	2017 Club(s)	AVG	G	AB	R	H	2B	3B	HR	RBI	BB	SO	SB	E	MLS
66	BLANDINO, Alex	R	R	6-0	190	25	11/6/92	Palo Alto, CA	Scottsdale, AZ	Pensacola - AA	.259	62	197	31	51	22	0	6	31	32	49	3	3	0,000
		L	R	5-10	185	27	5/1/90	Cincinnati, OH	Parrish, FL	Louisville - AAA	.270	63	196	29	53	14	1	6	20	32	37	1	11	4,071
		R	R	5-10	210	24	3/3/94	Cartagena, Colombia	Cartagena, Colombia	Cincinnati	.295	141	461	80	136	22	3	27	97	30	114	3	9	4,071
		S	R	5-8	184	22	8/22/95	Birmingham, AL	Talladega, AL	Louisville - AAA	.264	68	239	31	63	9	1	7	42	15	61	2	7	0,119
		R	R	6-0	196	23	4/30/94	Barnas, VZ	San Diego, VZ	Daytona - A	.312	62	247	37	77	16	1	13	36	27	63	6	9	0,000
		R	R	6-0	196	23	4/30/94	Barnas, VZ	San Diego, VZ	Pensacola - AA	.227	42	141	13	32	6	2	3	14	19	31	3	3	1,141
		R	R	5-11	213	26	7/18/91	Puerto Ordaz, VZ	Puerto Ordaz, VZ	Cincinnati	.259	143	487	50	126	6	4	5	37	20	70	23	8	1,141
		L	R	6-2	220	34	9/10/83	Toronto, Ontario, CN	Toronto, Ontario, CN	Cincinnati	.260	156	534	87	139	25	2	26	82	84	147	4	9	3,061
		L	R	6-2	220	34	9/10/83	Toronto, Ontario, CN	Toronto, Ontario, CN	Cincinnati	.320	*162	559	106	179	34	1	36	100	*134	83	5	4	10,027

#	OUTFIELDERS (7)	B	T	HT	WT	Age	Born	Birthplace	Resides	2017 Club(s)	AVG	G	AB	R	H	2B	3B	HR	RBI	BB	SO	SB	E	MLS
84	AQUINO, Anistides	R	R	6-4	220	23	4/22/94	Santo Domingo, DR	Santo Domingo, DR	Pensacola - AA	.216	131	459	54	99	20	6	17	56	39	145	9	8	0,000
		R	R	6-1	215	29	9/4/88	Louisville, KY	Louisville, KY	Cincinnati	.249	157	587	78	146	37	3	31	99	39	170	5	6	2,096
		R	R	5-10	207	25	7/15/92	Mobile, AL	LeRoy, AL	Cincinnati	.259	98	358	48	85	20	0	3	10	4	15	4	2	0,057
		S	R	6-0	160	27	9/9/90	Taylorsville, MS	Solon, OH	Louisville - AAA	.256	99	363	46	93	20	2	7	40	37	83	23	5	4,028
		L	R	6-0	228	27	10/6/90	Cedar Rapids, IA	Cincinnati, OH	Cincinnati	.247	139	582	85	144	17	11	4	38	44	133	59	3	4,028
		R	R	6-2	175	22	7/22/95	Sabana Grande de Boya, DR	Sabana Grande de Boya, DR	#Louisville - AAA	.233	141	473	63	110	25	2	30	67	39	125	5	5	1,132
		L	L	6-3	215	24	8/17/93	Buffalo, NY	Orlando, FL	Daytona - A	.293	126	*498	*92	*146	24	*11	24	76	33	130	*46	9	0,000
		L	L	6-3	215	24	8/17/93	Buffalo, NY	Orlando, FL	Cincinnati	.298	47	121	21	36	7	0	7	15	15	24	1	1	0,080
		L	L	6-3	215	24	8/17/93	Buffalo, NY	Orlando, FL	Louisville - AAA	.314	85	299	33	94	22	0	2	41	38	46	2	1	0,080

Ages as of Opening Day 2018, * Led league

Non-Roster Invitees To 2018 Major League Spring Training Camp (20)

#	PITCHERS (9)	B	T	HT	WT	Age	Born	Birthplace	Resides	2017 Club(s)	W-L	ERA	G	GS	CG	SHO	SV	IP	H	R	ER	BB	SO	MLB	
71	ASTIN, Barrett	R	R	6-1	225	26	10/22/91	Forrest City, AR	Forrest City, AR	Cincinnati	0-0	6.75	6	0	0	0	0	8.0	9	6	6	7	2	0.023	
										Louisville - AAA	3-4	6.10	26	3	0	0	0	48.2	71	38	33	22	44		
										HAZL Rets - R	0.0	0.00	3	2	0	0	0	4.0	2	0	0	2	4		
51	CROCKETT, Kyle	L	L	6-2	175	26	12/15/91	Newport News, VA	Poquoson, VA	Columbus - AAA	5-5	3.38	51	0	0	0	0	48.0	42	23	18	11	49	1.160	
										Cleveland	0-0	10.80	4	0	0	0	0	1.2	4	2	1	1	2		
83	De PAULA, Rafael	R	R	6-2	215	27	3/24/91	La Victoria, DR	La Victoria, DR	San Antonio - AA	4-2	2.44	37	0	0	0	0	55.1	42	17	15	19	74	0.000	
										AZL Padres - R	0-0	0.00	1	0	0	0	0	1.0	0	0	0	0	3		
										El Paso - AAA	2-1	5.40	14	0	0	0	0	21.2	25	16	13	11	20		
										Louisville - AAA	0-0	0.00	2	0	0	0	0	4.2	3	0	0	1	2		
										Daytona - A	1-0	0.00	4	0	0	0	0	2.0	1	0	0	1	9		
										Chicago (NL)	0-0	6.52	3	0	0	0	0	9.2	15	7	2	2	6	0.056	
										Iowa - AA	3-2	3.88	25	2	0	0	0	48.2	54	28	21	8	26		
										Oklahoma City - AAA	0-1	5.56	8	0	0	0	0	11.1	18	8	7	3	12		
65	HERGET, Jimmy	R	R	6-3	170	24	9/9/93	Tampa, FL	Tampa, FL	Pensacola - AA	1-3	2.73	24	0	0	0	0	16	29.2	22	9	12	44	0.000	
										Louisville - AAA	3-1	3.06	28	0	0	0	0	9	32.1	30	11	9	28		
70	MANTIPLY, Joe	R	L	6-4	215	27	3/1/91	Danville, VA	Danville, VA	Scranton/WB - AAA	6-5	2.83	35	6	0	0	0	70.0	72	27	22	18	62	0.030	
61	QUACKENBUSH, Kevin	R	R	6-4	235	29	11/28/88	Land O'Lakes, FL	Lutz, FL	El Paso - AAA	4-1	3.90	22	0	0	0	0	4	27.2	28	15	12	9	24	3.015
										San Diego	0-2	7.86	20	0	0	0	0	32.3	23	23	16	23			
80	RAINEY, Tanner	R	R	6-2	235	25	12/25/92	Hammond, LA	Folsom, LA	Daytona - A	2-2	3.80	39	0	0	0	0	45.0	21	19	19	22	77	0.000	
										Pensacola - AA	1-1	1.59	14	0	0	0	0	17.0	8	4	3	11	27		
52	WORLEY, Vance	R	R	6-2	240	30	9/25/87	Sacramento, CA	Fort Myers, FL	New Orleans - AAA	2-5	4.43	8	8	1	0	0	44.2	53	26	22	11	22	5.075	
										Miami	2-6	6.91	24	12	0	0	0	71.2	99	56	55	30			

#	CATCHERS (3)	B	T	HT	WT	Age	Born	Birthplace	Resides	2017 Club(s)	AVG	G	AB	R	H	2B	3B	HR	RBI	BB	SO	SB	E	MLB	
60	CRUZ, Tony	R	R	5-11	215	31	8/18/86	Palm Beach, FL	Loxahatchee, FL	El Paso - AAA	280	51	168	25	47	9	0	0	7	27	12	43	0	7	4.147
67	HUDSON, Joe	R	R	6-1	206	26	5/21/91	Tampa, FL	Oreassa, FL	Pensacola - AA	171	75	217	14	37	15	0	1	16	29	50	0	2	0.000	
82	TROMP, Chadwick	R	R	5-9	205	23	3/21/95	Oranjestad, Aruba	Oranjestad, Aruba	Daytona - A	311	33	119	11	37	9	0	1	24	8	23	0	2	0.000	
										Pensacola - AA	.204	36	113	6	23	4	0	0	10	14	15	1	1		

#	INFELDERS (5)	B	T	HT	WT	Age	Born	Birthplace	Resides	2017 Club(s)	AVG	G	AB	R	H	2B	3B	HR	RBI	BB	SO	SB	E	MLB
78	DIXON, Brandon	R	R	6-2	215	26	11/29/92	La Jolla, CA	Tucson, AZ	Louisville - AAA	264	124	440	58	116	31	3	16	64	37	125	18	26	0.000
46	GOSSELIN, Phil	R	R	6-1	200	29	10/3/88	West Chester, PA	Malvern, PA	Pittsburgh	150	28	40	3	6	1	0	0	2	9	0	2	3.006	
										Indianapolis - AAA	266	63	241	27	64	10	2	1	26	14	46	3	0	
										Round Rock - AAA	219	10	32	3	7	1	0	0	0	0	0	0	0	
										Texas	123	12	8	0	1	1	0	0	0	0	3	0	0	
17	KIVLEHAN, Patrick	R	R	6-2	223	28	12/22/89	Nyack, NY	West Nyack, NY	Cincinnati	208	115	178	23	37	5	1	9	26	22	61	1	2	1.011
79	SENZEL, Nick	R	R	6-1	205	22	6/29/95	Atlanta, GA	Knoxville, TN	Daytona - A	305	62	246	41	75	26	2	4	31	23	54	9	10	0.000
										Pensacola - AA	340	57	209	40	71	14	1	10	34	26	43	5	4	
76	SWEENEY, Darrell	S	R	6-1	205	27	2/1/91	Hollywood, FL	Miramar, FL	Oklahoma City - AAA	227	38	119	17	27	8	1	4	15	11	33	7	6	0.046
										Louisville - AAA	281	81	324	48	91	18	3	7	29	35	76	11	14	

#	OUTFIELDERS (3)	B	T	HT	WT	Age	Born	Birthplace	Resides	2017 Club(s)	AVG	G	AB	R	H	2B	3B	HR	RBI	BB	SO	SB	E	MLB
69	ELIZALDE, Sebastian	L	R	6-0	195	26	11/20/91	Guyanara, MX	Chihuahua, MX	Louisville - AAA	277	134	506	39	140	15	6	8	30	65	70	4	11	0.000
81	HERRERA, Rosell	S	R	6-3	195	25	10/16/92	Santo Domingo, DR	Santo Domingo, DR	Albuquerque - AAA	278	103	320	59	89	20	4	3	27	35	69	20	5	0.000
68	WILLIAMS, Mason	L	R	6-1	195	26	8/27/91	Pawtucket, RI	Winter Garden, FL	New York (AL)	250	5	16	3	4	0	0	0	1	1	2	2	0	1.080

Ages as of Opening Day 2018, *Lead league



ARISTIDES AQUINO

@Aristide_Aquino

OF
84

Age: 23 Ht.: 6-4 Wt.: 220 Bats: R Throws: R ML Service: 0.000

Born: 4/22/94 Birthplace: Santo Domingo, DR Resides: Santo Domingo, DR

Acquired: Was signed as a non-drafted free agent, January 18, 2011. Was signed by Richard Jimenez.

Contract: Signed through the 2018 season and under team control through 2023.

CAREER HIGHLIGHTS: First name is pronounced are-iss-TEEDIS...at 16 years old was signed by the Reds as a non-drafted free agent...in November 2017 participated in a leadership training program at West Point...following the 2015 and 2016 seasons, his arm was rated the best of any Reds minor league outfielder...in 2016 was the Florida State League Player of the Year, a *Baseball America* High Class A All-Star, an MiLB.com Organization All-Star and winner of the Sheldon “Chief” Bender Award as the organization’s Minor League Player of the Year...was FSL Batter of the Week for 4/25-5/1, 2016...was the organization’s Minor League Player of the Month for July 2014.

2017 SEASON

- Spent the season at Class AA Pensacola, where he led the Blue Wahoos in triples, HR and RBI.
- Among Southern League leaders ranked T5th in HR, T3rd in triples and second in strikeouts.
- Among all Reds minor leaguers ranked third in HR.
- From 5/14-6/7 reached base safely in 23 consecutive games, the ninth-longest streak in the Southern League (.310, 17rbi).
- His throwing arm was rated by *Baseball America* the best in the Southern League...entered the season rated the seventh-best prospect in the organization overall and Best Power Hitter.
- Following the season played for Escogido in the Dominican Winter League (24g, .214, 1 2b, 5rbi, 1sb).

SEASON HIGHLIGHTS

2016: At Class A Daytona was the Florida State League Player of the Year, a *Baseball America* High Class A All-Star, an MiLB.com Organization All-Star and winner of the Sheldon “Chief” Bender Award as the Reds’ Minor League Player of the Year...following the season was rated by *Baseball America* the ninth-best prospect in the Florida State League...for the second straight season, his arm was rated the best of any Reds minor league outfielder...led all Reds minor league batters in HR and RBI...led the Florida State League in triples, total bases and extra-base hits while ranking second in HR, third in RBI, fourth in runs scored and fifth in hits...was FSL Batter of the Week for 4/25-5/1...following the season played for Escogido in the Dominican Winter League (3g, .333, 1-3)...on 11/18 was added to the Reds’ 40-man roster...**2015:** Following the season, his throwing arm was rated by *Baseball America* the best in the organization...while with Dayton on 4/24 suffered a fractured left ulna when he was hit by a pitch...didn’t play again until 7/15...**2014:** At Rookie Billings ranked among the Pioneer League leaders in RBI (1st), total bases (1st), extra base-hits (1st), doubles (1st), HR (2nd), games (2nd), slugging percentage (2nd), at-bats (2nd), steals (T2nd) and hits (4th)...his 16 HR ranked fourth in the organization and led all Reds farmhands who played in short-season leagues...was the Reds’ Minor League Player of the Month for July (28g, .348, 10hr, 34rbi, 12sb, .713slg)...following the season was rated Reds’ ninth-best prospect.

PERSONAL: Follow on Twitter @Aristide_Aquino.

SHELDON “CHIEF” BENDER AWARD REDS MINOR LEAGUE PLAYER OF THE YEAR	
2017.....	Nick Senzel, 3B
2016.....	Aristides Aquino, OF
2015.....	Tyler Mahle, RHP
2014.....	Ben Lively, RHP
2013.....	Seth Mejias-Brean, 3B
2012.....	Billy Hamilton, SS
2011.....	Billy Hamilton, SS
2010.....	Devin Mesoraco, C
2009.....	Chris Heisey, OF
2008.....	Chris Valaika, SS
2007.....	Jay Bruce, OF
2006.....	Homer Bailey, RHP
2005.....	Chris Denorfia, OF
2004.....	Richie Gardner, RHP
2003.....	Stephen Smitherman, OF
2002.....	Brandon Larson, 3B
2001.....	Adam Dunn, OF
2000.....	Austin Kearns, OF

AQUINO'S CAREER TRANSACTIONS

- Was signed as a non-drafted free agent, January 18, 2011. Was signed by Richard Jimenez.
- On Daytona's disabled list with a fractured left ulna, April 25-July 13, 2015.
- On Daytona's suspended list, July 29-August 3, 2016.

Career Hitting

Yr	Club	AVG	G	AB	R	H	2B	3B	HR	RBI	SH	SF	HB	BB	SO	SB	CS	OBP	SLG	E
11	DSL Reds - R	.188	60	202	27	38	4	4	3	21	1	2	7	21	63	4	10	.284	.292	9
12	DSL Reds - R	.197	65	239	28	47	11	0	3	26	3	4	4	24	65	5	8	.277	.280	8
13	AZL Reds	.278	46	194	37	54	15	6	4	38	0	1	4	10	40	4	3	.325	.479	6
	Billings - R	.212	15	66	13	14	1	1	3	10	0	2	0	2	22	1	1	.229	.394	1
14	Billings - R	.292	71	284	48	83	*23	5	16	*64	0	1	7	15	66	21	5	.342	.577	5
15	Dayton - A	.234	61	231	25	54	9	3	5	27	0	2	5	11	53	6	1	.281	.364	4
	Billings - R	.308	13	52	7	16	1	3	2	13	0	0	0	2	9	0	1	.333	.558	1
16	Daytona - A	.273	125	484	69	132	26	*12	23	79	0	2	6	34	104	11	7	.327	.519	8
17	Pensacola - AA	.216	131	459	54	99	20	6	17	56	0	2	4	39	145	9	3	.282	.397	8
Minors Totals		.243	587	2211	308	537	110	40	76	334	4	16	37	158	567	61	39	.302	.432	50

* Led league, In 2014 and 2016 also led his leagues in total bases and extra-base hits



BARRETT ASTIN

[@BarrettAstin17](#)

RHP

71

Age: 26 Ht.: 6-1 Wt.: 225 Bats: R Throws: R ML Service: 0.023

Born: 10/22/91 Birthplace: Forrest City, AR Resides: Forrest City, AR

Acquired: On September 10, 2014 as 1 of 2 players to be named (also, RHP Kevin Shackelford) in the August 31, 2014 trade that sent RHP Jonathan Broxton to the Brewers.

Contract: Signed through the 2018 season and under team control through 2023.

Non-Roster

CAREER HIGHLIGHTS: In 2016 was a mid-season Southern League All-Star, an Arizona Fall League Rising Star and winner of the Reds' Minor League Community Service Award...in 2014 was a mid-season Midwest League All-Star.

SINGLE-SEASON CAREER HIGH STREAKS

Scoreless Streak By Game: 4g, 4/3-4/26, 2017; Scoreless Streak By Inning: 4.0, 4/3-4/26, 2017; Winning Streak: None; Losing Streak: None

2017 SEASON

- Was 1 of 7 rookies on the Reds' Opening Day roster.
- Made his 6 apps during 4 stints with the Reds (1g from 4/3-4/7, 1g from 4/12-4/13, 2g from 4/25-4/26, 2g from 5/7-5/17).
- Retired the first batter in 1 of his 6 relief apps...stranded all 5 inherited baserunners...did not enter a game in a save situation...Reds went 0-6 in games in which he pitched.
- With 2 outs in the fifth inning on Opening Day vs Phi made his Major League debut, his first professional appearance above Class AA...his first batter reached on an error to load the bases, then induced a groundout to strand both inherited baserunners.
- In his second appearance, on 4/13 vs Mil, recorded his first strikeout (Manny Pina).
- On 5/18 was optioned to Louisville, where he spent the rest of the season.
- From 6/25-8/4 was on Louisville's disabled list with a right flexor mass strain...from 7/28-8/4 made 3 rehab apps for the AZL Reds.
- Entered the season rated by *Baseball America* the 20th-best prospect in the organization.
- Was designated for assignment on 9/12, when the Reds promoted RHP Deck M'Guire...on 9/18 cleared waivers and was outrighted to Louisville...on 12/20 was invited to 2018 Major League Spring training camp.

MINOR LEAGUES

2016: At Class AA Pensacola was a mid-season Southern League All-Star...posted a 2.26 ERA, which would have led the organization, but fell 12.0 innings shy of qualifying...went 3-3, 2.41 in his 11 starts and 6-0, 2.09 in 26 relief apps...with 9 wins ranked second on the Blue Wahoos' staff behind Rookie Davis (10) and ranked fourth in innings (103.1) behind full-time starters Sal Romano (156.0), Jackson Stephens (151.1) and Nick Travieso (117.1)...received the organization's Minor League Community Service Award...following the season pitched for Peoria in the prestigious Arizona Fall League (11g, 1gs, 0-1, 3.21, 1sv, 14ip, 13h, 7bb, 8k, 0hr), where he participated in the league's Fall Stars Game...On 11/18 was added to the Reds' 40-man roster...**2014:** At Class A Wisconsin was a mid-season Midwest League All-Star.

PERSONAL: Graduated from Forrest City (AR) High School, where he was All-State...as a junior threw a pair of no-hitters, including a perfect game...also played basketball and football for FCHS...pitched at the University of Arkansas, where as a sophomore in 2012 he reached the NCAA College World Series as the Razorbacks' closer...in 2011 was named Freshman All-American by Collegiate Baseball and the National Baseball Writers' Association...in 2011 and 2012 pitched for Wareham in the Cape Cod League...follow on Twitter @BarrettAstin17.

ASTIN'S CAREER TRANSACTIONS

- Was selected by the Brewers in the third round of the June 2013 first-year player draft. Was signed by Tim Collinsworth.
- Was acquired by the Reds as 1 of 2 players to be named (also, RHP Kevin Shackelford) in the August 31, 2014 trade that sent RHP Jonathan Broxton to the Brewers, September 10, 2014.
- On Louisville's disabled list with a right flexor mass strain, June 25-August 4, 2017; included a rehabilitation assignment at AZL Reds, July 28-August 4.

Career Pitching

Yr	Club	W-L	ERA	G	GS	CG	SHO	SV	IP	H	R	ER	HR	BB	SO	WP	BK
13	Helena - R	1-1	4.30	12	8	0	0	0	37.2	41	25	18	6	11	31	2	0
14	Wisconsin - A	8-7	4.96	27	18	0	0	4	121.2	132	76	67	12	36	81	9	0
15	Daytona - A	4-3	2.29	16	11	1	0	0	74.2	62	28	19	0	18	61	2	0
	Pensacola - AA	4-6	5.63	14	14	0	0	0	76.2	85	50	48	9	39	61	2	0
16	Pensacola - AA	9-3	2.26	37	11	0	0	0	103.1	74	31	26	8	25	96	5	0
17	Cincinnati	0-0	6.75	6	0	0	0	0	8.0	9	6	6	2	7	2	0	0
	Louisville - AAA	3-4	6.10	26	3	0	0	0	48.2	71	38	33	4	22	44	2	1
	#AZL Reds - R	0-0	0.00	3	2	0	0	0	4.0	2	0	0	0	0	4	1	0
Major Totals		0-0	6.75	6	0	0	0	0	8.0	9	6	6	2	7	2	0	0
Minor Totals		29-24	4.07	135	67	1	0	4	466.2	467	248	211	39	151	378	23	1

Injury rehab

Career Hitting

Yr	Club	AVG	G	AB	R	H	2B	3B	HR	RBI	SH	SF	HB	BB	SO	SB	CS	OBP	SLG	E
17	Cincinnati	.000	6	1	0	0	0	0	0	0	0	0	0	0	1	0	0	.000	.000	0

Only career plate appearance on 5/14/17 at SF (struck out vs Jeff Samardzija)



HOMER BAILEY

RHP
34

Age: 31 Ht.: 6-4 Wt.: 223 Bats: R Throws: R ML Service: 9.017

Born: 5/3/86 Birthplace: La Grange, TX Resides: La Grange, TX

Acquired: Was selected by the Reds in the first round (7th overall) of the June 2004 first-year player draft. Was signed by Mike Powers.

Contract: Avoided arbitration by signing a 6-year contract through the 2019 season, with a mutual option for 2020, February 20, 2014.

CAREER HIGHLIGHTS: Over the last 3 seasons has made 26 starts for the Reds while recovering from 3 surgeries, on 9/5/14 to repair the torn flexor tendon in his right forearm, on 5/8/15 to repair the torn ulnar collateral ligament in his right elbow ("Tommy John") and on 2/18/17 to remove small bone spurs in his right elbow...threw no-hitters in a 1-0 win on 9/28/12 at Pit and in a 3-0 win on 7/2/13 vs SF...holds the franchise record for strikeouts in a Postseason game (10, 2012 NLDS vs SF, Game 3)...was National League Player of the Week the last week of the 2009 season and then following both no-hitters...was selected by the Reds in the first round (7th overall) of the June 2004 first-year player draft...that summer was *USA Today's* High School Player of the Year...received the 2006 Sheldon "Chief" Bender Award as the organization's Minor League Player of the Year and that season was voted by *Baseball America* as the top prospect in both the Southern League and Florida State League...in 2006 was a *Baseball America* Minor League All-Star and Class AA All-Star...in a *Baseball America* 2006 in-season poll was voted Best Pitching Prospect and Best Fastball in the Florida State League...was the winning pitcher in Major League Baseball's 2006 All-Star Futures Game in Pittsburgh...pitched in the 2006 Florida State League All-Star Game...was the organization's Minor League Pitcher of the Month for June 2006...was Southern League Pitcher of the Week for 6/26-7/2, 2006...after each of his first 3 professional seasons (2004-06) was rated by *Baseball America* as the top prospect in the Reds' minor league system...after his fourth season (2007) was rated the second-best prospect in the organization, behind OF Jay Bruce.

NO-HITTERS IN REDS HISTORY (16)

Pitcher	Score
Charles Jones, 10/15/1892 vs Pit (ML debut)	Won, 7-1
Ted Breitenstein, 4/22/1898 vs Pit	Won, 11-0
Noodles Hahn, 7/12/1900 vs Phi	Won, 4-0
Fred Toney, 5/2/1917 at Chi (10 innings)	Won, 1-0
Hod Eller, 5/11/1919 vs StL	Won, 6-0
*Johnny Vander Meer, 6/11/1938 vs Bos	Won, 3-0
*Johnny Vander Meer, 6/15/1938 at Bro	Won, 6-0
Clyde Shoun, 5/15/1944 vs Bos	Won, 1-0
Ewell Blackwell, 6/18/1947 vs Bos	Won, 6-0
Jim Maloney, 8/19/1965 at Chi, Game 1 (10 innings)	Won, 1-0
George Culver, 7/29/1968 at Phi, Game 2	Won, 6-1
Jim Maloney, 4/30/1969 vs Hou	Won, 10-0
Tom Seaver, 6/16/1978 vs StL	Won, 4-0
Tom Browning, 9/16/1988 vs LA (perfect game)	Won, 1-0
Homer Bailey, 9/28/2012 at Pit	Won, 1-0
Homer Bailey, 7/2/2013 vs SF	Won, 3-0

* **Johnny Vander Meer** is the only pitcher in Major League history to throw no-hitters in consecutive appearances

BAILEY'S FIRST NO-HITTER

In the 1-0 win on 9/28/12 at Pit **Homer Bailey** threw the 15th no-hitter in franchise history...allowed just 2 baserunners, **Clint Barmes** reached on an error leading off the third inning and **Andrew McCutchen** walked with 1 out in the seventh...was the seventh no-hitter in the Major Leagues in 2012 (**Philip Humber**, **Jered Weaver**, **Johan Santana**, **Mariners** combined, **Matt Cain**, **Felix Hernandez**), tying the modern record set in 1970 and matched in 1971...the all-time record for no-hitters in a single season is 8 in 1884.

BAILEY'S SECOND NO-HITTER

In the 3-0 win on 7/2/13 vs SF **Homer Bailey** threw his second career no-hitter and the 16th no-hitter in franchise history...he became the third pitcher in Reds history to produce 2 no-hitters (**Johnny Vander Meer**, **Jim Maloney**)...he also threw the Major Leagues' most recent no-hitter (9/28/12 at Pit, 3-0 win) and became the first pitcher to be responsible for the majors' last 2 no-hitters since fellow Texas native **Nolan Ryan** (1974-1975)...allowed just 1 baserunner, a walk to **Gregor Blanco** leading off the seventh inning...was the longest "perfect" start of his career...**C Ryan Hanigan** caught both of **Bailey's** no-hitters, joining **Ernie Lombardi** and **Heinie Pietz** as the only catchers in Reds history to catch 2 no-hitters.

...AND THE NEXT START...

Below are **Homer Bailey's** no-hitters and the inning in the following start in which he allowed his first hit:

No-hitter	1st hit, next start
7/2/13 vs SF, 3-0 win	7/8/13 at Mil, 2nd batter
9/28/12 at Pit, 1-0 win	10/3/12 at StL, 1st batter

2017 SEASON

- Began the season on the 60-day DL while recovering from 2/8/17 arthroscopic surgery to remove small bone spurs from his right elbow.
- Following rehab starts on 6/9 for Pensacola, 6/14 for Dayton and 6/19 for Louisville came off the disabled list on 6/24 to make his season debut in an 18-3 loss at Wsh.
- On 8/22 vs Chi didn't allow a run but as a precautionary move left the game after the third inning with irritation in the back of his right shoulder...pitched again 8 days later and wasn't hampered by the injury the rest of the season.
- In his last 7 starts of the season beginning 8/22 went 2-3, 3.58, including a season-high 7.0 innings in his final start.
- Finished the year with 7.0 shutout innings in a 6-0 win on 9/27 at Mil...in that start threw 7.0 innings for the first time since 8/7/14 vs Cle.
- On 7/26 at NYY (6+ip, 0k), for only the second time in his career threw at least 6.0 innings without recording a strikeout (9/23/09 at Pit, 6ip).
- His 7 quality starts tied Tim Adleman for third on the staff behind Scott Feldman (9qs) and Luis Castillo (8qs).

2016: Made all 6 of his starts for the Reds from 7/31-8/28...didn't pitch for the Reds during spring training and began the season on the disabled list while recovering from 5/8/15 "Tommy John" surgery to repair the torn ulnar collateral ligament in his right elbow...made rehab apps for Louisville on 4/21 and for Pensacola on 4/26 but then because of soreness didn't pitch again until 6/27, when he began a stretch of 6 consecutive rehab starts for Louisville that concluded on 7/25....threw a bullpen on 7/27 in SF and the next day was reinstated from the disabled list...in his season debut on 7/31 at SD, pitched into the sixth inning and during one stretch retired 15 consecutive batters...made his last appearance of the season on 8/28 at Ari, threw 1.0 inning in the second-shortest of his career...skipped a scheduled start on 9/3 vs StL with right biceps tendinitis and didn't pitch again the rest of the year.

2015: Was limited to 1 minor league rehab start and 2 starts for the Reds because of right elbow injuries that led to "Tommy John" surgery on 5/8 to repair the torn ulnar collateral ligament in his right elbow...began the year on the disabled list while recovering from 9/5/14 surgery to repair the torn flexor tendon in his right forearm...didn't pitch for the Reds in spring training...made a rehab start for Louisville on 4/12 before his Reds season debut on 4/18...made his 2 starts for Cin on 4/18 at StL and on 4/23 at Mil before he returned to the DL on 4/27 with a right elbow ligament sprain...2 days later was transferred to the 60-day DL to provide a roster spot for RHP Michael Lorenzen...in his season debut, when he retired StL's Yadier Molina leading off the second inning recorded his 1,000th career inning pitched.

2014: Was limited to 23 starts because of an injury to his right forearm...made his last start of the season in the 4-0 win on 8/7 vs Cle and allowed 4 hits in 7.0 innings (1bb, 8k)...missed his next scheduled start before he went on the 15-day disabled list on 8/16, then on 9/5 had season-ending surgery to repair the torn flexor tendon in his right forearm...finished the season with an 11.0-inning scoreless streak and 1.1 innings shy of 1,000 for his career...in his last 7 starts of the season went 2-1, 1.62 to drop his ERA from 4.80 to season-ending 3.71...produced 14 quality starts...in the 4-0 win on 6/29 at SF threw a 3-hitter for his sixth career complete game and fourth career shutout, didn't allow a hit until Buster Posey singled with 2 outs in the seventh inning...on 7/5 vs Mil struck out Scooter Gennett, the first batter of the game, for his 800th career strikeout...on 4/27 at Atl was ejected, along with manager Bryan Price, after Johnny Cueto's failed pickoff attempt of B.J. Upton "stood" after replay review...made 3 spring training starts before he was sidelined with a strained right groin...didn't pitch for the Reds after 3/10 but threw in a minor league game in Goodyear on 3/24 and then again on 3/29 in an exhibition game in Louisville vs the Bats...made his first start on 4/3 vs StL in the Reds' third game of the season...during spring training agreed to a 6-year contract extension, avoiding arbitration.

2013: For the second straight season established career highs in innings pitched and strikeouts...threw his second career no-hitter in a 3-0 win on 7/2 vs SF...was 1 of 4 active players in 2013 with a pair of no-hitters (Roy Halladay, Justin Verlander, Mark Buehrle)...SF's Tim Lincecum (7/13 at SD) and Mia's Henderson Alvarez (9/29 vs Det) threw the 2013 season's only other no-hitters...ranked 77th in the National League in strikeouts...fell 1 shy of becoming only the 11th pitcher in Reds history with 200 strikeouts in a season...through 29 starts produced a strikeouts-to-walk ratio of 4.52 (190k, 42bb), the best in Reds history by pitchers with a minimum of 150ip, but then issued 4 walks in each of his last 3 starts of the season to finish at 3.69...Joe Nuxhall holds the club record with a strikeouts-to-walk ratio of 4.33 (1963, 169k, 39bb)...in 9 starts from 7/31-9/14 went 6-0, 2.60...the 6-game winning streak was a career high and tied Mat Latos' (4/24-6/8) for the longest by a Reds pitcher in 2013...in consecutive starts on 8/30 at StL and 9/3 vs StL threw at least 7.0 innings with 0 runs allowed and at least 7 strikeouts, the first Reds pitcher to produce consecutive such starts since Jim Maloney did it in 3 straight in September 1968...following his no-hitter shared with Atl's Brian McCann the National League's Player of the Week Award...was not on the Wild Card playoff roster.

2012: Established career highs in wins, starts, quality starts (21), innings pitched and strikeouts...led the National League with a 2.32 road ERA and tied for the league lead in starts...was part of a staff in which 5 pitchers started 161 of the club's 162g (Bronson Arroyo, Johnny Cueto, Mat Latos, Mike Leake)...the Reds became only the eighth team in Major League history to produce 5 pitchers with at least 30 starts each (1977 Dodgers, 1980 A's, 1993 Dodgers, 2003 Mariners, 2005 Cardinals, 2005 Indians, 2006 White Sox)...the Reds used 6 or fewer starting pitchers in a season for only the fourth time since 1900 (1900, 1942, 1951, 2012) and were the only team in the Major Leagues in 2012 to use as few as 6 starting pitchers...finished the season with a career-high 13.0 consecutive scoreless innings...won 13 games and a staff-high 6 times was the victim of blown saves...received votes for National League Pitcher of the Month for July (6gs, 4-0, 2.61)...from 7/2-7/20 won 4 straight starts for the first time in his career...that streak was snapped on 7/25 at Hou, when he left leading 2-0 but became the victim of a blown save in the 5-3 win...was the winning pitcher in the franchise's 10,000th victory, a 9-4 win on 4/20 at Chi...was the winning pitcher in the Reds' 1,000th win vs Pit, an 8-1 victory on 5/29 at PNC Park...on 5/3 vs Cubs participated in the first game in Major League history in which both starting pitchers celebrated birthdays, Bailey turned 26 and Chi's Ryan Dempster 35...a game-used baseball autographed by both was sent to the Hall of Fame in Cooperstown...on 8/5 vs Pit suffered the 6-2 loss in his 100th career start...in the Division Series vs SF started the 10-inning, 2-1 loss in Game 3 and recorded 10 strikeouts (7ip, 1bb), the most ever by a Reds pitcher in a Postseason game...broke the club record of 9 strikeouts in a playoff game shared by Hod Eller (Game 5, 1919 World Series) and Jose Rijo (Game 4, 1990 World Series)...from the fourth through sixth innings recorded 6 consecutive outs by strikeout, tying Eller's club record set in Game 5 of the 1919 World Series...became only the fourth pitcher in Major League Postseason history to allow 1 or fewer hits with at least 10 strikeouts over at least 7.0 innings...joined Bal's Mike Mussina (1997 ALCS vs Cle, 8ip, 1h, 10k), NYY's Orlando Hernandez (1999 World Series vs Atl, 7ip, 1h, 10k) and NYY's Roger Clemens (2000 ALCS vs Sea, 9ip, 1h, 15k)...in that NLDS Game 3 loss, 4 Reds pitchers combined for 16 strikeouts to set a club record for a Postseason game (12k, Game 1, 1990 NLCS vs Pit).

2011: Despite a pair of stints on the disabled list established single-season career highs in most statistical categories, including starts (22), quality starts (13), wins (9), innings pitched (132.0) and strikeouts (106)...twice was the victim of blown saves...in his 22 starts the Reds went 12-10 and scored 133 runs (6.05 r/g)...was on the disabled list twice with right shoulder injuries (3/30-5/4, 5/28-6/25)...began the season on the 15-day DL with an impingement in that shoulder...from 4/17-4/30 made 3 rehab starts for Louisville (2-0, 0.54)...was reinstated on 5/5 and started that afternoon's 10-4 win vs Hou...went 3-1, 3.00 in 5 starts for the Reds before he returned to the DL on 5/28 with a sprained right shoulder suffered during a plate appearance on 5/26 at Phi...from 6/11-6/21 made 3 more rehab apps for Louisville (0-1, 6.08)...came off the DL on 6/26 and that afternoon at Bal suffered the 7-5 loss...spent the rest of the season with the Reds and in his last 17 starts went 6-6, 4.85...as a batter produced his first 2 career multi-hit games, had 2 hits on 8/24 at Fla and a career-high 3 hits on 9/20 vs Hou...overall hit .282 (11-39) and tied Mike Leake for second on the staff in hits behind Dontrelle Willis (12).

2010: From 5/24-8/14 was on the disabled list with inflammation in his right shoulder...went 1-2, 5.51 in 9 starts before he went on the DL and 4-1, 3.55 in 10 starts after he came off the DL...in his first appearance after he came off the DL, on 8/15 vs Fla, took the spot in the rotation vacated by Johnny Cueto, who was serving a suspension...produced 8 quality starts, including 3 in his last 5 apps...3 times was the victim of blown saves...in his 19 starts the Reds went 14-5 and scored 106 runs (5.58 r/g)...his 3-1 win on 8/20 at LAD snapped the Reds' 12-game losing streak at Dodger Stadium dating back to 2005...in his final appearance of the season, on 10/2 vs Mil, recorded a career-high 10 strikeouts...in the 5-0 victory on 5/12 at Pit threw a 4-hitter for his first career complete game (0bb, 6k, 90 pitches, 73 strikes)...faced just 29 batters...allowed 3 singles and a double...was the Reds' second consecutive complete-game shutout...the night before, Cueto threw a 1-hitter in a 9-0 win vs the Pirates (0bb, 8k)...they became the first Reds duo to throw consecutive shutouts without issuing a walk since 1925, when Jackie May (7/27 vs Cardinals) and Dolf Luque (7/28 vs Phillies) did it...made his first Major League relief appearance in the sixth inning of Game 3 of the National League Division Series vs Phi...in that deciding 2-0 loss pitched 2.0 scoreless innings (2h, 0bb, 2k) in relief of starter Johnny Cueto.

**SHELDON "CHIEF" BENDER AWARD
REDS MINOR LEAGUE PLAYER OF THE YEAR**

2017.....	Nick Senzel, 3B
2016.....	Aristides Aquino, OF
2015.....	Tyler Mahle, RHP
2014.....	Ben Lively, RHP
2013.....	Seth Mejias-Brean, 3B
2012.....	Billy Hamilton, SS
2011.....	Billy Hamilton, SS
2010.....	Devin Mesoraco, C
2009.....	Chris Heisey, OF
2008.....	Chris Valaika, SS
2007.....	Jay Bruce, OF
2006.....	Homer Bailey, RHP
2005.....	Chris Denorfia, OF
2004.....	Richie Gardner, RHP
2003.....	Stephen Smitherman, OF
2002.....	Brandon Larson, 3B
2001.....	Adam Dunn, OF
2000.....	Austin Kearns, OF

2009: For the Reds and Class AAA Louisville combined to throw 203.0 innings in 34 starts (202h, 168k)...in his last 9 starts of the season beginning 8/23 went 6-1, 1.70 and twice was the victim of blown saves...his sterling 1.70era was the best in the Major Leagues over that span...won the National League's Player of the Week Award for the last week of the season after allowing just 1 earned run over 13.0 innings (14k) in a 7-2 win vs StL and a 6-0 win over the Pirates...in his 20 starts the Reds went 9-11 and scored 99 runs (4.95 r/g)...a team-high 3 times was the victim of blown saves...began the year at Louisville, where he went 3-5, 4.57 with 2 complete games and a shutout in 8 starts before he was promoted on 5/22...started the 7-6 loss vs Cle on 5/23, then was optioned back to Louisville the next day...made 6 more starts for the Bats (5-0, 0.81) before he was recalled again to start on 6/27 at Cle...finished the season in Cin...on 8/12 at StL left the game after 3 batters when he was hit on the left foot by an Albert Pujols comebacker...didn't miss a start...as a batter, in the 10th inning of the 11-inning, 6-4 loss vs Col pinch hit and struck out vs Franklin Morales...while with Louisville, twice was named the International League's Pitcher of the Week.

FINISHING OFF 2009....

Beginning with his 4-1 victory at Pit on 8/23, **Homer Bailey's** 1.70 ERA led all Major League pitchers the rest of the **2009** season (min. 9gs):

HOMER BAILEY	6-1, 1.70
Felix Hernandez	7-1, 2.04
Ryan Dempster.....	5-2, 2.27
Justin Verlander.....	6-2, 3.90
Scott Feldman	5-4, 4.13

2008: Entered the season rated by *Baseball America* as the second-best prospect in the organization, behind OF Jay Bruce, and by *Baseball America*, *Baseball Prospectus* and ESPN.com as the ninth-best prospect in all of baseball...spent most of the season at Class AAA Louisville...made 8 starts during 2 stints with the Reds...from 6/5-6/17 filled in for injured starter Josh Fogg and from 7/13-8/9 took the spot vacated by the disabled Aaron Harang...from 8/24-9/2 was on Louisville's disabled list with a sprained medial collateral ligament in his right knee, an injury that prevented a September promotion...between a 4-3 victory for Louisville on 4/30 vs Toledo and a 19-3 win on 9/4 vs Durham in Game 2 of the International League playoffs made 21 starts without a victory (13gs for Louisville, 8gs at Cin)...in a 5-1 loss vs Col on 7/26 allowed 15 hits (4.2ip), the most by a Reds pitcher since Jimmy Anderson gave up 15 hits on 6/26/03 at StL and the most by a Reds righthander since Mario Soto allowed 15 hits on 9/6/82 vs LAD...became only the second Reds pitcher since 1900 to allow at least 15 hits in fewer than 5.0 innings pitched (Eppa Rixey, 15 hits in 4.1ip, 5/26/27 at Wrigley Field).

2007: For the third straight season was rated the top prospect in the organization by *Baseball America*...finished the year rated the second-best prospect in the International League behind OF Jay Bruce...made 14 starts in the minor leagues and in his Major League debut made 9 starts for the Reds...for Cin from 6/8-7/7 went 2-2, 6.99 in 6 starts and from 9/20-9/30 went 2-0, 3.71 in 3 starts...twice was on Louisville's disabled list with a strained right groin (5/14-5/21, 7/19-8/23)...began the year at Louisville and went 6-1, 2.31 in 10 starts before he was promoted on 6/8...that night made his Major League debut with a 4-3 victory over the first-place Indians (5ip, 5h, 2er, 4bb, 3k)...took the spot in the rotation that had been filled by Eric Milton, Bobby Livingston and Kirk Saarloos...made 6 starts for the Reds (2-2, 6.99) before he was optioned to Louisville following his appearance on 7/7, the Friday prior to the All-Star break...made his first 2 Major League starts against first-place teams...in addition to his 4-3 win vs Cle, on 6/14 vs LAA was the victim of a blown save in the 9-7 loss...when he left his second appearance with the lead was in line to become the first Reds pitcher to win his first 2 big league starts since Larry Luebbers in 1993...made his Major League debut at 21 years, 36 days old...was the youngest Reds pitcher to make his debut since reliever Ryan Wagner on 7/19/03 vs Hou (21 years, 4 days; 1.2ip, 1k) and the youngest Red to debut as a starter since Milt Wilcox on 9/5/70 vs SD (20 years, 138 days)...with that 4-3 victory vs Cle became the first Reds pitcher to win in his Major League debut since reliever Hector Carrasco (4/4/94 vs StL, 5-4 win), the first Reds starter to win in his debut since Larry Luebbers (7/3/93 vs Pit, 5-3 win) and the first Reds pitcher to win his first big league start since Matt Belisle (4/13/05, 6-5 win at StL)...struck out his first career batter faced, Grady Sizemore...in his final inning in that debut struck out Dave Dellucci with 2 outs and the bases loaded to preserve his 3-2 lead...the crowd of 38,696 was just shy of a sellout...was 1 of 10 Reds players to debut in 2007 (OF Josh Hamilton, RHP Jared Burton, LHP Jon Coutlangus, RHP Brad Salmon, RHP Marcus McBeth, LHP Phil Dumatrait, RHP Tom Shearn, 1B/OF Joey Votto, C Ryan Hanigan)...recorded his first career hit on 7/1 vs StL (singled off Mike Maroth) and his first career RBI on 9/25 vs Hou (2-run double off Felipe Paulino).

SINGLE-SEASON CAREER HIGH STREAKS

Scoreless Streak By Game: 3g, 9/28, 2012-4/5, 2013; **Scoreless Streak By Inning:** 17.1, 8/28-9/8, 2013; **Winning Streak:** 6g, 7/31-9/14, 2013; **Losing Streak:** 6g, 6/5-8/6, 2008

MINOR LEAGUES

2006: Entered the season as the organization's top prospect and received the Sheldon "Chief" Bender Award as its Minor League Player of the Year...was a *Baseball America* Minor League and Class AA All-Star...in a *Baseball America* in-season poll was voted Best Pitching Prospect and Best Fastball in the Florida State League...was the winning pitcher in Major League Baseball's All-Star Futures Game in Pittsburgh...pitched an inning in the Florida State League All-Star Game (12 pitches, 10 strikes)...following the season was voted by *Baseball America* as the top prospect in both the Southern League and Florida State League...**2005:** Entered the season ranked by *Baseball America* as the organization's top prospect...following the season was named the second-best prospect in the MWL.

PERSONAL: Given name is David...is called Homer after his great-grandfather...in 2004 graduated from La Grange (TX) High School...in his prep career went 41-4, 0.98 with 536 strikeouts in 298.0 innings...led La Grange to Texas state baseball titles in 2001 and 2004...as a freshman outdueled Reds 2003 top draft pick Ryan Wagner in the championship game...also led La Grange to the state title as a senior, when he was named National High School Player of the Year by *USA Today*, *Baseball America*, Louisville Slugger and the National High School Coaches' Association...also in 2004 was the Tri-County and Texas' 3A Player of the Year and Most Valuable Player of the district and state tournaments.

COMPLETE GAMES (6)							
Date	Opp	IP	H	ER	BB	SO	Result
6/29/14	at SF	9.0	3	0	1	7	W, 4-0
7/2/13	vs SF	9.0	0	0	1	9	W, 3-0
5/14/13	at Mia	9.0	6	2	0	10	W, 6-2
9/28/12	at Pit	9.0	0	0	1	10	W, 1-0
5/29/12	at Pit	9.0	4	1	1	5	W, 8-1
5/12/10	at Pit	9.0	4	0	0	6	W, 5-0

10-STRIKEOUT GAMES (8)	
Date	Strikeouts
7/21/13 vs Pit.....	12
8/12/16 at Mil.....	11
8/16/17 at Cubs.....	10
5/14/13 at Mia.....	10
2012 NLDS Game 3 vs SF.....	*10
9/28/12 at Pit.....	10
7/20/12 vs Mil.....	10
10/2/10 vs Mil.....	10

* Club record for strikeouts in a Postseason game

BAILEY'S CAREER TRANSACTIONS

- Was selected by the Reds in the first round (7th overall) of the June 2004 first-year player draft. Was signed by Mike Powers.
- On Louisville's disabled list with a strained right groin, May 14-21 and July 19-August 23, 2007.
- On Louisville's disabled list with a sprained right knee, August 24-September 2, 2008.
- On disabled list with inflammation in his right shoulder, May 24-August 14, 2010; included rehabilitation assignments at Louisville, June 8-11 & July 27-August 14 and at Dayton, July 26.
- On disabled list with an impingement in his right shoulder, March 30-May 4, 2011; included a rehabilitation assignment at Louisville, April 17-May 4.
- On disabled list with sprained right shoulder, May 28-June 25, 2011; included a rehabilitation assignment at Louisville, June 11-25.
- Avoided arbitration by signing a 6-year contract through the 2019 season, with a mutual option for 2020, February 20, 2014.
- On disabled list with a torn flexor tendon in his right forearm, August 16-remainder of the season, 2014; was transferred to the 60-day DL, September 2; was reinstated from the 60-day DL, October 30.
- On disabled list while recovering from 9/5/14 right forearm surgery, March 27-April 17, 2015; included a rehabilitation assignment at Louisville, April 12-17.
- On disabled list with a torn ulnar collateral ligament in his right elbow, April 27-remainder of the season, 2015; was transferred to the 60-day DL, April 29.
- On disabled list recovering from right elbow surgery, April 4-July 27, 2016; was transferred to the 60-day disabled list, May 18; included rehabilitation assignments at Louisville, April 21-25 & June 27-July 25 and at Pensacola, April 26-27.
- On disabled list recovering from right elbow surgery, February 14-June 23, 2017; included rehabilitation assignments at Pensacola, June 9-13; at Dayton, June 14-18; and at Louisville, June 19-23.

Career Pitching

Yr	Club	W-L	ERA	G	GS	CG	SHO	SV	IP	H	R	ER	HR	BB	SO	WP	BK
04	GCL Reds - R	0-1	4.38	6	3	0	0	0	12.1	14	7	6	0	3	9	1	1
05	Dayton - A	8-4	4.43	28	21	0	0	0	103.2	89	64	51	5	62	125	11	5
06	Sarasota - A	3-5	3.31	13	13	0	0	0	70.2	49	35	26	6	22	79	2	0
	Chattanooga - AA	7-1	1.59	13	13	0	0	0	68.0	50	13	12	1	28	77	5	0
07	Louisville - AAA	6-3	3.07	12	12	0	0	0	67.1	49	29	23	4	32	59	4	1
	Sarasota - A	0-1	10.13	2	2	0	0	0	8.0	15	9	9	2	5	7	0	0
	Cincinnati	4-2	5.76	9	9	0	0	0	45.1	43	32	29	3	28	28	1	1
08	Louisville - AAA	4-7	4.77	19	19	0	0	0	111.1	118	62	59	10	46	96	7	2
	Cincinnati	0-6	7.93	8	8	0	0	0	36.1	59	36	32	8	17	18	4	1
09	Louisville - AAA	8-5	2.71	14	14	2	1	0	89.2	87	33	27	10	27	82	1	0
	Cincinnati	8-5	4.53	20	20	0	0	0	113.1	115	61	57	12	52	86	6	0
10	Cincinnati	4-3	4.46	19	19	1	1	0	109.0	109	55	54	11	40	100	3	1
	#Louisville - AAA	2-0	2.37	4	3	0	0	0	19.0	15	5	5	0	5	15	1	0
	#Dayton - A	0-1	6.75	1	1	0	0	0	4.0	4	3	3	0	1	5	0	0
11	#Louisville - AAA	2-1	3.00	6	6	0	0	0	30.0	34	10	10	1	6	22	0	0
	Cincinnati	9-7	4.43	22	22	0	0	0	132.0	136	68	65	18	33	106	4	0
12	Cincinnati	13-10	3.68	33	*33	2	1	0	208.0	206	97	85	26	52	168	3	0
13	Cincinnati	11-12	3.49	32	32	2	1	0	209.0	181	85	81	20	54	199	5	2
14	Cincinnati	9-5	3.71	23	23	1	1	0	145.2	134	60	60	16	45	124	5	1
15	#Louisville - AAA	0-1	4.76	1	1	0	0	0	5.2	5	4	3	0	2	3	1	0
	Cincinnati	0-1	5.56	2	2	0	0	0	11.1	16	7	7	3	4	3	0	0
16	#Pensacola - AA	0-1	2.25	1	1	0	0	0	4.0	6	5	1	0	2	3	0	0
	#Louisville - AAA	1-2	5.63	7	7	0	0	0	24.0	31	17	15	7	9	19	1	1
	Cincinnati	2-3	6.65	6	6	0	0	0	23.0	35	19	17	2	7	27	1	0
17	#Pensacola - AA	1-0	0.00	1	1	0	0	0	5.0	3	0	0	0	1	5	1	0
	#Dayton - A	1-0	0.00	1	1	0	0	0	6.0	1	0	0	0	0	6	0	0
	#Louisville - AAA	1-0	3.18	1	1	0	0	0	5.2	7	2	2	1	2	6	0	0
	Cincinnati	6-9	6.43	18	18	0	0	0	91.0	112	67	65	11	42	67	4	0
Major Totals		66-63	4.42	192	192	6	4	0	1124.0	1146	587	552	130	374	926	36	6
Minor Totals		44-33	3.58	130	119	2	1	0	634.1	577	298	252	47	253	618	35	10

Injury rehab, * Tied for National League lead

Division Series Record

Yr	Club, Opponent	W-L	ERA	G	GS	CG	SHO	SV	IP	H	R	ER	HR	BB	SO	WP	BK
10	Cin vs Phi	0-0	0.00	*1	0	0	0	0	2.0	2	0	0	0	0	2	0	0
12	Cin vs SF	0-0	1.29	1	**1	0	0	0	7.0	1	1	1	0	1	^10	0	0
Division Series Totals		0-0	1.00	2	1	0	0	0	9.0	3	1	1	0	1	12	0	0

* Game 3 (2-0 loss), the only relief appearance of his Major League career; ** Game 3 (2-1 loss, 10 innings); ^ Club Postseason single-game record

Career Hitting

Yr	Club	AVG	G	AB	R	H	2B	3B	HR	RBI	SH	SF	HB	BB	SO	SB	CS	OBP	SLG	E
07	Cincinnati	.273	9	11	3	3	1	0	0	2	1	0	0	0	5	0	0	.273	.364	1
08	Cincinnati	.100	8	10	0	1	1	0	0	0	2	0	0	0	5	0	0	.100	.200	1
09	Cincinnati	.079	22	38	0	3	0	0	0	2	5	0	0	0	17	0	0	.079	.079	2
10	Cincinnati	.212	19	33	1	7	0	0	0	2	4	0	0	2	15	0	0	.257	.212	1
11	Cincinnati	.282	23	39	7	11	2	0	0	2	5	0	0	1	11	0	0	.300	.333	1
12	Cincinnati	.114	34	70	1	8	1	0	0	5	5	0	0	1	29	0	0	.127	.129	3
13	Cincinnati	.155	32	58	3	9	1	0	0	1	11	0	1	3	18	0	0	.210	.172	1
14	Cincinnati	.146	23	41	3	6	0	0	0	3	8	0	0	2	18	0	0	.146	.186	0
15	Cincinnati	.000	2	4	0	0	0	0	0	0	0	0	0	0	1	0	0	.000	.000	0
16	Cincinnati	.100	6	10	0	1	0	0	0	0	0	0	0	1	1	0	0	.182	.100	0
17	Cincinnati	.250	18	28	4	7	2	0	0	0	7	0	0	0	11	0	0	.250	.321	1
Career Totals		.164	196	342	22	56	8	0	0	17	48	0	1	10	131	0	0	.190	.187	11



TUCKER BARNHART

@Tucker_Barnhart

C
16

Age: 27 **Ht.:** 5-11 **Wt.:** 192 **Bats:** S **Throws:** R **ML Service:** 3.075

Born: 1/7/91 **Birthplace:** Indianapolis, IN **Resides:** Zionsville, IN

Acquired: Was selected by the Reds in the 10th round of the June 2009 first-year player draft. Was signed by Rick Sellers.

Contract: Signed a 4-year contract extension through the 2021 season, with a club option for 2022, September 22, 2017.

CAREER HIGHLIGHTS: In 2017 became only the third catcher in Reds history to win a Rawlings Gold Glove Award for defensive excellence, joining Johnny Edwards (1963, 1964) and 10-time winner Johnny Bench (1968-1977)...holds the franchise single-season record for highest fielding percentage by a catcher (.999, 2017) and shares with Brayan Pena (2015) the club mark for fewest errors in a season by a catcher (1e, 953tc, 2017)...from 2011-2014, for 4 straight seasons was rated by *Baseball America* the best defensive catcher in the organization...following the 2011 season received Minor League Baseball's prestigious Rawlings Gold Glove Award for catchers...in 2016 won the Joe Nuxhall Good Guy Award in voting of the local chapter of the Baseball Writers' Association of America...was on the Reds' Opening Day rosters in 2014, 2016 and 2017...in 2013 was a mid-season Southern League All-Star...in 2012 was rated by California League managers the best defensive catcher in the CL...was the Reds' Minor League Player of the Month for June 2012.

2017 SEASON

- Became only the third catcher in Reds history to win a Rawlings Gold Glove Award for defensive excellence, joining Johnny Edwards (1963, 1964) and 10-time winner Johnny Bench (1968-1977).
- Established a new single-season franchise record for highest fielding percentage by a catcher (.999) and tied Brayan Pena's 2015 club mark for fewest errors in a season by a catcher (1e, 953tc).
- Led Major League catchers in fielding percentage (.999, 1e, 953tc), caught stealings (28) and assists (89)...led NL catchers in blocked pitches (661).
- With a 2.8 Defensive WAR as calculated by Baseball Reference, led all NL position players and ranked second among all Major League players (SS Andrelton Simmons 4.2)...as calculated by Fangraphs, led all Major League catchers in defensive value and in defensive runs saved.
- Committed his only error of the season in his 53rd appearance behind the plate (7/7 at Ari, SB/E2)...that 52-game errorless streak was the longest of his career, but then after that miscue finished the season with another 57 consecutive scoreless defensive apps to establish another career best.
- Made a team-high 104 starts batting eighth in the order and 1 start batting seventh (9/21 vs StL).
- Caught 7 of the staff's 8 shutouts and Scott Feldman's 4-0 complete game on 5/7 vs SF.
- Established new career highs in games, hits, doubles, triples, walks, total bases, batting average, on-base percentage, slugging percentage and OPS while tying his career high in HR...for the second consecutive season led Reds catchers in starts (105).
- In his last 30 apps of the season beginning 8/19 hit .301 (7 2b, 1 3b, 2hr, 15rbi, 2sb, .462slg, .394obp).
- His 444-foot HR on 5/16 at Wrigley Field off John Lackey was the longest of his career.
- On 6/20 at TB, for the first time in his career produced 3 hits and 2 extra-base hits in a game (double, triple)...became the first Reds catcher with 3 hits and a triple in a game since Ramon Hernandez on 6/28/09 at Cle.
- In the 10-5 win on 9/10 at NYM produced a 2-run double, 3-run HR and a career-high 5 RBI.
- Made his second straight Opening Day roster and third overall (2014, 2016, 2017).
- From 8/31-9/2 was on the paternity list for the birth of son Tatum Elliot.
- On 9/22 signed a 4-year contract extension through the 2021 season with a club option for 2022.

2017 RAWLINGS GOLD GLOVE AWARDS

National League

1B	Paul Goldschmidt, Ari
2B	DJ LeMahieu, Col
3B	Nolan Arenado, Col
SS	Brandon Crawford, SF
LF	Marcell Ozuna, Mia
CF	Ender Inciarte, Atl
RF	Jason Heyward, Chi
C	TUCKER BARNHART, CIN
P	Zack Greinke, Ari

American League

1B	Eric Hosmer, KC
2B	Brian Dozier, Min
3B	Evan Longoria, TB
SS	Andrelton Simmons, LAA
LF	Alex Gordon, KC
CF	Byron Buxton, Min
RF	Mookie Betts, Bos
C	Martin Maldonado, LAA
P	Marcus Stroman, Tor

2016: Won the Joe Nuxhall Good Guy Award in voting of the local chapter of the BBWAA...in May became the Reds' starting catcher following Devin Mesoraco's season-ending shoulder injury and established career highs in almost every statistical category...hit .355 with RISP (33-93), second-highest on the club to Joey Votto (.356)...in his last 63 apps of the season beginning 6/24 hit .273 (57-209, 15 2b, 5hr, 41rbi), raising his BA from .238 to season-ending .257 and including a career-high 12-game hitting streak (7/31-8/16)...hit .271 batting lefthanded (5hr, 44rbi) and .207 batting righthanded (2hr, 7rbi)...started Brandon Finnegan's complete game on 5/23 at LAD and 5 of the team's 8 shutouts...Reds pitchers went 46-60 in his starts and posted a 5.04 ERA while he caught...threw out 24-68 baserunners attempting to steal (27%)...from 7/15-7/29, made 9 starts behind the plate in which Reds pitchers went 9-0, 2.00...his RBI-single off Christian Bergman in the ninth inning of the 6-5 win on 4/20 vs Col was the first walkoff hit of his career...with 2 outs in the seventh inning of the 3-2 win on 5/9 vs Pit, hit his first professional home run as a righthanded batter to snap the 2-2 tie (off Jonathan Niese)...in the 6-3 win on 8/15 vs Mia hit his first Major League grand slam (Jose Urena)...on 7/2 at Wsh recorded his first career stolen base...from 8/26-8/31 missed 6g with a chip fracture in his right middle finger.

2017 CATCHERS' ERA				
Catcher	GS	IP	ER	ERA
Barnhart	51-54	926.1	488	4.74
Mesoraco	10-27	305.1	210	6.19
Turner	7-11	177.1	115	5.84
Wallach	0-2	21.0	8	3.43

2017 CATCHERS' CAUGHT STEALING %			
Catcher	SB	CS	%
Barnhart	37	28	43%
Mesoraco	26	6	19%
Turner	10	2	17%
Wallach	1	0	0%

2015: In his second Major League season made 67 starts behind the plate, second on the club to Brayan Pena's 84 starts...Reds pitchers went 25-42 in his starts and posted a 4.91 ERA while he caught...threw out 14-50 baserunners attempting to steal (28%)...caught Mike Leake's complete game on 4/19 at StL (2-1 loss) and caught 5 of the team's 8 shutouts...hit .269 vs RHP...began the season at Louisville...was promoted on 4/17, when Kyle Skipworth was optioned and following the hip injury to Devin Mesoraco...spent the rest of the season in Cin...from 4/29-5/16 hit .368 during a career-high 7-game hitting streak (2hr, 3rbi)...in the 10th inning on 7/19 vs Cle pinch hit and then played RF, his first professional appearance at a position other than catcher and the first outfield appearance of his life...in the makeup game on 9/28 at Wsh singled with 1 out in the eighth inning to break up Max Scherzer's no-hitter.

2014: Made his first Opening Day roster when Devin Mesoraco began the season the disabled list...spent most of the season at Class AAA Louisville but in his Major League debut made 21 apps and 14 starts behind the plate in his 5 stints with the Reds (Opening Day-4/6, 4/26-5/17, 7/6-7/10, 8/9-8/17, 9/2-end of season)...while with the Bats threw out 35 percent of the baserunners attempting to steal (26-75), fourth-best in the International League, and picked off 5 runners...for the Reds threw out the last 5 runners attempting to steal and 8-11 overall...made his Major League debut in a start on 4/3 vs StL and threw out Jon Jay trying to steal third base...in his second start, on 4/5 at NYM, singled twice off Dillon Gee for his first career hits...in the fifth inning of the 8-3 win on 5/1 vs Mil tied the score at 2-2 with his first Major League home run (solo off Marco Estrada)...during spring training wore uniform number 68.

MINOR LEAGUES

2013: Spent the season at Class AA Pensacola, where he was a mid-season Southern League All-Star...ranked T2nd on the club in doubles and third in RBI...the first week of July was disabled with a strained left hamstring...following the season played for Glendale in the prestigious Arizona Fall League (16g, .245, 3 2b, 2rbi)...on 11/20 was added to the 40-man roster...**2012:** Made 59 apps at Class A Bakersfield and in his Class AA debut played in 41g at Pensacola...was rated by California League managers the best defensive catcher in the CL...while at Bakersfield was the organization's Minor League Player of the Month for June (19g, .382, 3hr, 12rbi, 1.057ops)...**2011:** Spent the season at Class A Dayton...received Minor League Baseball's prestigious Rawlings Gold Glove Award and was rated by *Baseball America* the best defensive catcher in the organization...committed just 2 errors...from 5/13-5/31 hit .395 during a season-high 13-game hitting streak...hit his first 3 professional home runs, on 5/7 at West Michigan off Kevin Eichhorn, 6/30 vs Bowling Green off Eliazer Suero and 8/26 at Great Lakes off Tim Sexton...**2010:** Hit .305 in 35 apps for Rookie Billings in the Pioneer League.

MINOR LEAGUE BASEBALL'S 2011 RAWLINGS GOLD GLOVE AWARDS	
1B	Efen Navarro, Angels
2B	Steve Lombardozzi, Nationals
3B	Brandon Laird, Yankees
SS	Darwin Perez, Angels
OF	Austin Krum, Yankees
OF	Jordan Danks, White Sox
OF	Cole Gillespie, Diamondbacks
C	TUCKER BARNHART, REDS
P	Craig Westcott, Giants

GRAND SLAMS (1)	
Date	Pitcher
8/16/16 vs Mia	Jose Urena

PERSONAL: Graduated from Brownsburg (IN) High School, where as a freshman and sophomore he caught Drew Storen's junior and senior seasons...Barnhart and Storen were teammates on the 2017 Reds...follow Barnhart on Twitter @Tucker_Barnhart.

SINGLE-SEASON CAREER HIGH STREAKS

Hitting Streak: 12g, 7/31-8/16, 2016; Hitless Streak: 18ab, 6/11-6/18, 2016

BARNHART'S CAREER TRANSACTIONS

- Was selected by the Reds in the 10th round of the June 2009 first-year player draft. Was signed by Rick Sellers.
- On Pensacola's disabled list with a strained left hamstring, July 1-7, 2013.

CAREER FIELDING

Pos.	Pct.	G	PO	A	E	TC	DP	PB
C	.996	311	2282	219	10	2511	17	16
RF	---	*1	0	0	0	0	0	-

In 2017 led Major League catchers with a .999 fielding percentage, 89 assists, 28 caught stealings and in Defensive Value and Runs Saved; Led all National League position players with a 2.8 Defensive WAR

* Only career appearance in the outfield on 7/19/15 vs Cle (10th inning)

Career Hitting

Yr	Club	AVG	G	AB	R	H	2B	3B	HR	RBI	SH	SF	HB	BB	SO	SB	CS	OBP	SLG	E
09	GCL Reds - R	.208	14	48	5	10	2	0	0	6	0	1	0	6	9	0	0	.291	.250	0
10	Billings - R	.306	35	111	17	34	9	0	0	12	0	0	2	18	25	4	1	.412	.387	2
11	Dayton - A	.273	97	326	47	89	24	2	3	43	3	5	1	37	59	2	1	.344	.387	2
12	Bakersfield - A	.278	59	198	26	55	12	1	4	22	2	1	1	29	45	0	2	.371	.409	8
	Pensacola - AA	.200	41	130	10	26	4	1	2	12	1	0	0	11	22	1	1	.262	.292	4
13	Pensacola - AA	.260	98	339	31	88	19	1	3	44	4	4	3	45	57	1	0	.348	.348	8
14	Cincinnati	.185	21	54	3	10	0	0	1	1	2	0	0	4	10	0	0	.241	.241	0
	Louisville - AAA	.246	78	256	18	63	9	3	1	29	4	3	1	28	34	0	1	.319	.316	4
15	Louisville - AAA	.313	5	16	0	5	3	0	0	2	0	1	0	1	4	0	0	.333	.500	0
	Cincinnati	.252	81	242	23	61	9	0	3	18	2	3	2	25	45	0	1	.324	.326	2
16	Cincinnati	.257	115	377	34	97	23	1	7	51	2	3	2	36	72	1	0	.323	.379	7
17	Cincinnati	.270	121	370	26	100	24	2	7	44	5	3	3	42	68	4	0	.347	.403	1
	Major Totals	.257	338	1043	86	268	56	3	18	114	11	9	7	107	195	5	1	.328	.368	10
	Minor Totals	.260	427	1424	154	370	82	8	13	170	14	15	8	175	255	8	6	.341	.356	28



ALEX BLANDINO

@ablandino10

INF 66

Age: 25 Ht.: 6-0 Wt.: 190 Bats: R Throws: R ML Service: 0.000

Born: 11/6/92 Birthplace: Palo Alto, CA Resides: Scottsdale, AZ

Acquired: Was selected in the first round (29th overall) of the June 2014 first-year player draft. Was signed by Rich Bordi.

Contract: Signed through the 2018 season and under team control through 2023.

CAREER HIGHLIGHTS: Was selected by the Reds with the 29th overall pick of the June 2014 first-year player draft...was the organization's Minor League Player of the Month for June 2017...in March 2016 played for Nicaragua in the World Baseball Classic qualifier in Mexicali, Mexico (1g, 2-5, .400, 2 2b, 3rbi)...in 2015 was a mid-season Florida State League All-Star and Arizona Fall League Rising Star...in 2014 and 2015 was an MiLB.com Organizational All-Star...in 2018 attended his second Major League spring training camp (2016).

2017 SEASON

- In 125 apps for Class AA Pensacola and Class AAA Louisville hit .265 with 36 doubles, 12 HR and 51 RBI.
- Established career highs in on-base percentage (.382), doubles, HR and walks (64).
- Was the organization's Minor League Player of the Month for June (24g, .338, 11 2b, 3hr, 20rbi, 1sb at Pensacola and Louisville).
- Began the season at Pensacola...on 6/22 was promoted to Louisville.
- While with the Bats reached base safely in 48 of his 57 starts and recorded a hit in 40 games.
- After he was promoted ranked T4th in the International League in on-base percentage (.390).
- On 11/20 was added to the 40-man roster.

SEASON HIGHLIGHTS

2016: In his first full season at Class AA spent the season with Pensacola...for the Blue Wahoos made 74 apps at 2B, 30 apps at 3B and 16 apps at SS...began the season on Pensacola's disabled list with a strained left hamstring...made his first appearance of the year on 4/15...entered the 2016 season rated the sixth-best prospect in the organization...attended his first Major League spring training camp...**2015:** In 110 apps at Class A Daytona and Class AA Pensacola combined to hit .278 with 10hr, 53rbi and 9 stolen bases...was a mid-season Florida State League All-Star and Arizona Fall League Rising Star...finished the season rated the 13th-best prospect in the FSL...ranked fourth among all Reds farmhands in hitting...overall made 92 apps at SS and 12 apps at 2B...missed most of July with a fractured left middle finger...following the season played for Peoria in the AFL (19g, .175, 2 2b, 2 3b, 3rbi, 1sb)...entered the season rated by MLB.com the organization's eighth-best prospect...in March made 4 exhibition apps for the Reds (1-5, 2rbi)...**2014:** In his first professional season was an MiLB.com Organizational All-Star...in 63 apps at rookie Billings and Class A Dayton combined to hit .283 with 8hr, 32rbi and 7 steals.

PERSONAL: Full first name is Alessandre...graduated from St. Francis High School in Mountain View, CA, where he was a 4-time varsity letterman...as a senior in 2011 was named Cal-Hi Sports Player of the Year, San Jose Mercury News Baseball Player of the Year and Palo Alto News Baseball Player of the Year...played at Stanford University, where in 2012 he was a Collegiate Baseball Freshman All-American and as a junior in 2014 was second-team *Baseball America* All-American, All-Pac-12 Conference, a member of the Pac-12 All-Defensive Team and a Golden Spikes Award finalist as the best collegiate player in the country...in 2014 hit .310 (14 2b, 12hr, 44rbi), reached base safely in each of his last 31 apps of the season and hit more homers (12) than 3 Pac-12 teams...follow on Twitter @ablandino10.

BLANDINO'S CAREER TRANSACTIONS

- Was selected by the Reds in the first round (29th overall) of the June 2014 first-year player draft. Was signed by Rich Bordi.
- On Daytona's disabled list with a fractured left middle finger, July 2-22, 2015.
- On Pensacola's disabled list with a strained left hamstring, April 7-14, 2016.

Career Hitting

Yr	Club	AVG	G	AB	R	H	2B	3B	HR	RBI	SH	SF	HB	BB	SO	SB	CS	OBP	SLG	E
14	Billings - R	.309	29	110	20	34	10	1	4	16	0	1	4	16	18	6	3	.412	.527	7
	Dayton - A	.261	34	134	20	35	10	1	4	16	0	3	2	13	42	1	2	.329	.440	8
15	Daytona - A	.294	80	299	46	88	18	2	7	35	1	4	7	31	56	7	10	.370	.438	18
	Pensacola - AA	.235	30	115	15	27	7	0	3	18	1	1	3	18	21	2	2	.350	.374	3
16	Pensacola - AA	.232	113	401	52	93	18	0	8	37	0	2	7	55	114	14	5	.333	.337	11
17	Pensacola - AA	.259	62	197	31	51	22	0	6	31	1	1	5	32	49	3	4	.374	.462	3
	Louisville - AAA	.270	63	196	29	53	14	1	6	20	1	1	7	32	37	1	3	.390	.444	11
Minor Totals		.262	411	1452	213	381	99	5	38	173	4	13	35	197	337	34	29	.361	.416	61



AUSTIN BRICE

@AustinBrice

RHP
40
Age: 25 **Ht.:** 6-4 **Wt.:** 235 **Bats:** R **Throws:** R **ML Service:** 1.000

Born: 6/19/92 **Birthplace:** Hong Kong, China **Resides:** Pittsboro, NC

Acquired: From the Marlins, along with RHP Luis Castillo and minor league OF Isaiah White, for RHP Dan Straily, January 19, 2017.

Contract: Signed through the 2018 season and under team control through 2022.

CAREER HIGHLIGHTS: When acquired by the Reds in January 2017 was rated by MLB.com the ninth-best prospect in the Marlins' organization...in 2016 was a mid-season Southern League All-Star and SL Pitcher of the Week for 4/11-4/17...was South Atlantic League Pitcher of the Week for 6/18-6/24, 2013 and an MLB.com Marlins Organizational All-Star in 2011.

SINGLE-SEASON CAREER HIGH STREAKS
Scoreless Streak By Game: 4g (2x), 5/23-6/3 & 7/5-8/12, 2017;

Scoreless Streak By Inning: 6.2, 5/23-6/3, 2017; **Winning**
Streak: None; **Losing Streak:** None

2017 SEASON

- Made 22 apps, all in relief, during 3 stints on the Reds' roster (17g from 5/4-6/26, 2g from 6/28-7/5, 3g from 8/7-8/12).
- 12 times threw more than 1.0 inning and 10 times threw at least 2.0 innings...5 times threw at least 2.0 innings without allowing a hit.
- On 6/17 vs LA in relief of starter Asher Wojciechowski threw a career-high 3.1 innings.
- Twice pitched on consecutive days (6/2-6/3, 6/11-6/12)...never has pitched on 3 consecutive days.
- On 8/12 at Mil left the game with a strained right lat...beginning the next day finished the season on the disabled list.
- Was his second appearance of the season on the Reds' disabled list...made just 4 relief apps during spring training and began the season on the 10-day DL with inflammation in the ulnar nerve in his right elbow...made 2 scoreless rehab assignments for Pensacola, on 4/7 and 4/10, before he was reinstated on 4/11 and optioned to Pensacola.
- Retired the first batter in 13 of his 22 relief apps...stranded 7 of 9 inherited baserunners...did not enter a game in a save situation...Reds went 4-18 in games in which he pitched.
- Spent most of the minor league season at Louisville...made all 3 of his apps for Pensacola before he was promoted to Louisville on 4/16.

2016: In his Major League debut held opponents to a .173 batting average in 15 relief apps during 2 stints with the Marlins (8/9-8/14, 8/29-remainder of the season)...made 14 of his 15 apps beginning 8/30...spent most of the season in the minor leagues, where he posted a 2.74 ERA with 4 saves in 13 starts and 19 relief apps for Class AA Jacksonville and Class AAA New Orleans...was a mid-season Southern League All-Star and SL Pitcher of the Week for 4/11-4/17...began the season in Jacksonville's starting rotation and made all 13 of his starts through 6/12 (3-6, 3.00)...beginning 6/17 made his last 14 apps there out of the bullpen (1-2-2, 2.53)...on 8/3 was promoted to New Orleans and, surrounding a brief stint with the Marlins from 8/9-8/14 during which he made his first career appearance, made all 5 apps for the Zephyrs in relief...after his first promotion to Mia on 8/9, made his Major League debut on 8/12 vs WSox by throwing a perfect eighth inning in the 4-2 loss...struck out Adam Eaton, who already had 4 hits, induced Tyler Saladino to ground out and struck out Melky Cabrera...returned to New Orleans 2 days after his debut without making another appearance, but was promoted again on 8/29 and spent the rest of the season in the Marlins' bullpen...entered the season rated by MLB.com the 16th-best prospect in the Marlins' system.

MINOR LEAGUES

2015: Spent the season at Class AA Jacksonville, where he established career highs in starts (25) and strikeouts (127k, 125.1ip)...led the staff in starts, innings pitched and strikeouts...among Southern League starters ranked third in both walks (69) and strikeouts per 9 innings (9.12) and fifth in overall strikeouts... righthanded batters hit just .171...as a hitter, went 9-for-23 (.391, 2 2b, 4rbi, .440obp)...following the season pitched for Mesa in the prestigious Arizona Fall League (11g, 0-1, 4.91, 3sv, 11ip, 15h, 8bb, 15k)...**2014:** At Class A Jupiter, ranked third among Florida State League starters in strikeouts per 9 innings (7.86)...led the staff in starts (24) and wins (8) while ranking fourth in innings pitched (127.1)...his 3.60 ERA ranked sixth among all Marlins farmhands...**2013:** Led Class A Greensboro's staff in strikeouts (111k, 113ip), fifth-most among all Marlins minor leaguers...was South Atlantic League Pitcher of the Week for 6/18-6/24...**2012:** At Class A Greensboro led the staff in strikeouts (122k, 109.2ip) and ranked T3rd in innings pitched...recorded the first 3 saves of his professional career, all 4.0-inning apps...**2011:** In his first full professional season led the GCL Marlins in strikeouts (55k, 48.2ip) and wins (6) while ranking T1st in starts (9) and third in innings pitched...was an MLB.com Organizational All-Star.

PERSONAL: Attended Northwood High School in Pittsboro, NC...in his senior season for NHS in 2010, in 25 apps as his team's starting shortstop hit .442 (34-77, 5hr, 32rbi)...follow on Twitter @AustinBrice.

BRICE'S CAREER TRANSACTIONS

- Was selected in the ninth round of the June 2010 first-year player draft. Was signed by Joel Matthews.
- On Greensboro's disabled list with a strained right forearm, August 24-remainder of the season, 2012.
- Was acquired by the Reds, along with RHP Luis Castillo and minor league OF Isaiah White, in exchange for RHP Dan Straily, January 19, 2017.
- On disabled list with inflammation in his right ulnar nerve, April 2-10, 2017; included a rehabilitation assignment at Pensacola, April 7-10.
- On disabled list with a strained right lat, August 13-remainder of the season, 2017.

Career Pitching

Yr	Club	W-L	ERA	G	GS	CG	SHO	SV	IP	H	R	ER	HR	BB	SO	WP	BK
10	GCL Marlins - R	0-1	4.32	6	0	0	0	0	8.1	7	6	4	0	7	8	0	0
11	GCL Marlins - R	6-0	2.96	11	9	0	0	0	48.2	32	20	16	2	33	55	2	0
12	Greensboro - A	8-6	4.35	25	19	0	0	3	109.2	96	63	53	13	68	122	10	0
13	Greensboro - A	8-11	5.73	26	23	0	0	0	113.0	118	84	72	11	82	111	7	0
14	Jupiter - A	8-9	3.60	25	24	0	0	0	127.1	114	66	51	5	55	109	17	1
15	Jacksonville - AA	6-9	4.67	25	25	0	0	0	125.1	114	74	65	11	69	127	10	0
16	Jacksonville - AA	4-7	2.89	27	13	0	0	2	93.1	79	39	30	5	29	79	6	1
	New Orleans - AAA	0-0	1.04	5	0	0	0	2	8.2	3	1	1	1	1	10	0	0
	Miami	0-1	7.07	15	0	0	0	0	14.0	9	12	11	2	5	14	0	0
17	Pensacola - AA	1-0	0.00	3	0	0	0	0	3.0	1	0	0	0	1	3	1	0
	Louisville - AAA	1-2	3.80	15	0	0	0	1	21.1	23	10	9	0	9	21	0	0
	Cincinnati	0-0	4.96	22	0	0	0	0	32.2	33	18	18	6	7	26	0	0
	Major Totals	0-1	5.59	37	0	0	0	0	46.2	42	30	29	8	12	40	0	0
	Reds Totals	0-0	4.96	22	0	0	0	0	32.2	33	18	18	6	7	26	0	0
	Minor Totals	42-45	4.11	168	113	0	0	8	658.2	587	363	301	48	354	645	53	2

Career Hitting

Yr	Club	AVG	G	AB	R	H	2B	3B	HR	RBI	SH	SF	HB	BB	SO	SB	CS	OBP	SLG	E
16	Miami	----	15	0	0	0	0	0	0	0	0	0	0	0	0	0	0	----	----	2
17	Cincinnati	.000	22	4	0	0	0	0	0	0	0	0	0	0	4	0	0	.000	.000	0
	Career totals	.000	37	4	0	0	0	0	0	0	0	0	0	0	4	0	0	.000	.000	2

MAJOR LEAGUE PLAYERS BORN IN CHINA

The only players born in China to appear in a Major League game are RHP **Austin Brice** and 1B **Harry Kingman**, the son of Western missionaries born in **Tientsin** who made 4 apps as a pinch hitter for the Yankees in 1914. **Brice** was born in **Hong Kong**, where his dad was working a construction job. He returned to the United States while still an infant, when the construction job was completed. Neither **Kingman** nor **Brice** is of ethnic Chinese heritage. 1B **Xu Guiyuan** was born in **Shenzhen**, near **Hong Kong**, and was the first player signed by a club from one of Major League Baseball's three youth developmental centers in China. Over the 2016 and 2017 seasons he played in 48 games for the Orioles' Gulf Coast League affiliate.



LUIS
CASTILLO

RHP
58

Age: 25 Ht.: 6-2 Wt.: 190 Bats: R Throws: R ML Service: 0.101

Born: 12/12/92 Birthplace: Bani, DR Resides: Bani, DR

Acquired: From the Marlins, along with RHP Austin Brice and minor league OF Isaiah White, for RHP Dan Straily, January 19, 2017.

Contract: Signed through the 2018 season and under team control through 2023.

CAREER HIGHLIGHTS: When acquired by the Reds in January 2017 was rated by *Baseball America* the second-best prospect in the Marlins' system and by MLB.com their fifth-best prospect...was the Reds' Minor League Pitcher of the Month for June 2017...in 2016 was Marlins Minor League Pitcher of the Year, Florida State League Pitcher of the Year, a *Baseball America* High Class A All-Star, an MiLB.com Organizational All-Star, FSL mid-season All-Star and Marlins Minor League Pitcher of the Month for May.

2017 SEASON

- Led National League rookies in ERA and opponents' batting average (.202) while ranking eighth among rookies in strikeouts.
- Following the season was rated by *Baseball America* the seventh-best prospect in the Southern League.
- Was the organization's Minor League Pitcher of the Month for June (4gs, 3-1, 1.42, 1cg at Pensacola).
- The Reds went 7-8 in his 15 starts...with 8 quality starts ranked second on the staff behind Scott Feldman's 9 QS...produced all 8 quality starts in his last 12 apps beginning 7/8 (3-6, 2.84), including 6 QS in his last 8 apps beginning 7/30 (2-3, 2.37).
- Beginning 7/8 and among pitchers with at least 12 starts, his 2.84 ERA ranked seventh in the Major Leagues behind Corey Kluber (1.79), Justin Verlander (1.92), Kyle Hendricks (2.19), Luis Severino (2.40), Jake Arrieta (2.48) & Marcus Stroman (2.73).
- Beginning 7/30 and among pitchers with at least 8 starts, his 2.37 ERA ranked seventh in the Major Leagues behind Stephen Strasburg (0.84), Corey Kluber (1.42), Justin Verlander (1.65), Kyle Hendricks (2.23), Jake Arrieta (2.27) and Robbie Ray (2.28).
- Began the season at Pensacola and made 14 starts there before he was promoted on 6/23 to start at Wsh... joined the rotation along with RHP Homer Bailey to fill the spots in the rotation previously occupied by RHP Asher Wojciechowski (DFA) and RHP Bronson Arroyo (disabled)...spent the rest of the season with the Reds.
- In each of his first 2 career starts was the victim of a blown save...left his Major League debut with a 5-2 lead over Wsh and left the 4-3 win on 6/28 vs Mil with a 3-2 lead.
- In his debut on 6/23 at Wsh, thanks to a 5-hit, 4-run top of the first inning made his first career plate appearance (groundout) before he threw his first career pitch...struck out his first batter (Trea Turner) and allowed a home run to his second (Brian Goodwin)...his Major League debut was his first professional appearance above Class AA.
- Earned his first career win in his fourth start, on 7/8 at Ari (7-0 win, 6.2ip, 3h, 1bb, 8k)...made a second scoreless start on 8/15 at Cubs (2-1 win, 6ip, 2h, 2bb, 7k).
- On 7/20 vs Ari singled off Patrick Corbin for his first career hit.
- On 5/5 at Chattanooga allowed a season-high 5 runs in 1.2 innings, his shortest start of the season...his ERA in his other 13 starts for Pensacola was 2.06.

MINOR LEAGUES

2016: Was Marlins Minor League Pitcher of the Year, Florida State League Pitcher of the Year, a *Baseball America* High Class A All-Star and an MiLB.com Marlins Organizational All-Star...also was Marlins Minor League Pitcher of the Month for May (5g, 4gs, 2-1, 1.67) and a Florida State League mid-season All-Star...combined to finish 8-6, 2.26 in 26 games and 24 starts for Class A Jupiter and Class AA Jacksonville...his sterling 2.26 ERA ranked third among all minor league pitchers with at least 24 starts...led the Florida State League in ERA (2.07) and opponents' batting average (.219) while ranking second in WHIP (0.96)...threw his only professional complete game on 8/17 for Jupiter, a 1-0 loss shortened by rain to 5.2 innings...on 7/29 was included as part of Mia's trade with SD that also sent RHP Jarred Cosart, RHP Carter Capps and 1B Josh Naylor to the Padres for RHP Andrew Cashner, RHP Colin Rea and RHP Tayron Guerrero...after Rea experienced right elbow issues following his lone start with Mia, the Padres and Marlins agreed to restructure part of the trade...on 8/1 Castillo was returned to the Marlins in exchange for Rea...**2015:** In his first season in Mia's organization, in 16 starts and 19 relief apps for Class A Greensboro and Jupiter combined to finish 6-6, 3.20...on 7/16 was promoted from Greensboro to Jupiter...**2014:** At the Giants' Class A Augusta affiliate ranked T2nd in the South Atlantic League in apps (48)...converted 10 of his 12 save opps, including each of his last 7...did not allow an earned run in 16 of his last 19 apps of the season...**2013:** Led the Dominican Summer League in saves (20), tied for league lead in games finished (24), and ranked T3rd in apps (27)...posted a 0.64 ERA after allowing only 2 earned runs all season (28.1ip)...**2012:** In his first professional season, 17 of his 19 apps for the Dominican Summer League Giants were longer than 1.0 inning.

SINGLE-SEASON CAREER HIGH STREAKS

Scoreless Streak By Game: 1g (2x), 7/8/17 at Ari & 8/15/17 at Cubs; **Scoreless Streak By Inning:** 9.2, 7/8-7/15, 2017; **Winning Streak:** None; **Losing Streak:** 3g (2x), 7/15-7/25 & 8/5-8/26, 2017

CASTILLO'S CAREER TRANSACTIONS

- Was signed by the Giants as a non-drafted free agent, December 23, 2011.
- Was acquired by the Marlins, along with RHP Kendry Flores, in exchange for IF Casey McGehee, December 20, 2014.
- Was acquired by the Padres, along with RHP Jarred Cosart, RHP Carter Capps and 1B Josh Naylor, in exchange for RHP Andrew Cashner, RHP Colin Rea and RHP Tayron Guerrero, July 29, 2016.
- Was acquired by the Marlins in exchange for RHP Colin Rea, August 1, 2016.
- Was acquired by the Reds, along with RHP Austin Brice and minor league OF Isaiah White, in exchange for RHP Dan Straily, January 19, 2017.

Career Pitching

Yr	Club	W-L	ERA	G	GS	CG	SHO	SV	IP	H	R	ER	HR	BB	SO	WP	BK
12	DSL Giants - R	1-3	3.31	19	0	0	0	2	54.1	47	25	20	1	22	47	7	1
13	DSL Giants - R	0-1	0.64	27	0	0	0	*20	28.1	15	5	2	0	3	34	3	0
14	Augusta - A	2-2	3.07	48	0	0	0	10	58.2	56	23	20	6	25	66	3	0
15	Greensboro - A	4-3	2.98	25	7	0	0	4	63.1	59	25	21	1	19	63	2	0
	Jupiter - A	2-3	3.50	10	9	0	0	0	43.2	44	17	17	3	14	31	3	0
16	Jupiter - A	8-4	*2.07	23	21	1	0	0	117.2	95	29	27	2	18	91	3	0
	Jacksonville - AA	0-2	3.86	3	3	0	0	0	14.0	12	9	6	1	7	12	3	0
17	Pensacola - AA	4-4	2.58	14	14	1	0	0	80.1	68	24	23	5	13	81	3	1
	Cincinnati	3-7	*3.12	15	15	0	0	0	89.1	64	32	31	11	32	98	2	1
	Major Totals	3-7	3.12	15	15	0	0	0	89.1	64	32	31	11	32	98	2	1
	Minor Totals	21-22	2.66	169	54	2	0	36	460.1	396	157	136	19	121	425	27	2

* Led league, In 2016 also led Florida State League in opponents' BA (.219), ^ Led National League rookies in ERA and opponents' BA (.202)

Career Hitting

Yr	Club	AVG	G	AB	R	H	2B	3B	HR	RBI	SH	SF	HB	BB	SO	SB	CS	OBP	SLG	E
17	Cincinnati	.069	15	29	0	2	0	0	0	1	3	0	0	1	11	0	0	.100	.069	0



KYLE CROCKETT

@CrockPott3

LHP

51

Age: 26 **Ht.:** 6-2 **Wt.:** 175 **Bats:** L **Throws:** L **ML Service:** 1.160

Born: 12/15/91 **Birthplace:** Newport News, VA **Resides:** Poquoson, VA

Acquired: Was claimed off waivers from the Indians, November 27, 2017. Non-tendered, was re-signed to minor league contract, December 4, 2017.

Contract: Signed through the 2018 season and under team control through 2022.

Non-Roster

CAREER HIGHLIGHTS: Was the first player from the June 2013 first-year player draft to appear in the Major Leagues...spent the first 5 seasons of his professional career in the Indians organization until he was claimed off waivers by the Reds on 11/27/17.

SINGLE-SEASON CAREER HIGH STREAKS

Scoreless Streak By Game: 17, 6/27-8/13, 2014; **Scoreless Streak By Inning:** 14.0, 6/27-8/17, 2014; **Winning Streak:** 4g, 8/19-9/18, 2014; **Losing Streak:** None

2017 SEASON

- At Class AAA Columbus led Indians minor league pitchers in relief apps (51).
- When promoted to Cle on 9/1 ranked T4th in the International League in apps and finished the season ranked seventh.
- Made 4 apps during 2 stints with the Indians (6/7-6/16, 9/1-remainder of the season)...made 3 of his 4 apps for the Tribe in June and the other on 9/1, the day of his second and last promotion.
- On 11/27 was claimed off waivers by the Reds...on 12/1 was non-tendered and became a free agent...on 12/4 was re-signed to a minor league contract with an invitation to 2018 Major League spring training camp.

2016: Made 29 apps each for the Indians and Class AAA Columbus...had 3 stints with Cle (4/27-5/22, 7/18-8/18, 95-remainder of the season)...over those last 2 stints posted a 2.19 ERA in 18 apps...didn't allow a run in 24 of his 29 apps for the Tribe.

2015: Made his first Opening Day roster...made 31 apps during his 4 stints with the Tribe (4/4-4/11, 6/18-6/20, 7/8-7/23, 8/3-remainder of the season)...did not allow a run in 25 of those 31 apps.

2014: Made his Major League debut in just his second professional season...was the first player from the June 2013 first-year player draft to appear in the majors...his 43 apps ranked seventh among American League rookies...began the season at Class AA Akron...on 5/16 was promoted to Cle and made is Major League debut that day in an 11-1 loss vs Oak (1.1ip, 2h, 1er, 1bb, 0k, 1hr)...after 3 apps was sent to Columbus for his first action at Class AAA...returned to Cle on 6/13 and spent the rest of the season there...earned his first career victory on 6/19 vs LAA (5-3 win, 10 innings).

MINOR LEAGUES

2013: In his first professional season pitched at Class A Mahoning Valley and Lake County and Class AA Akron...the only run he allowed all season was on a solo home run, the first homer he allowed since his freshman season in college.

PERSONAL: From 2011-2013 attended the University of Virginia, where in 88 apps he went 12-3, 1.98 with 12 saves (150ip, 113h, 160k)...ranks among the Cavaliers' all-time leaders in ERA and apps...as a freshman helped UVA reach the 2011 College World Series...in 2013 was an NCBWA third-team All-America selection and first-team All-ACC while ranking second in the league in saves (12)...while at Poquoson High School was the 2010 Gatorade Virginia Player of the Year and 2-time state player of the year (2009, 2010)...over his junior and senior seasons at PHS went 27-0 as a pitcher while hitting .445...follow on Twitter @CrockPott3.

CROCKETT'S CAREER TRANSACTIONS

- Was selected by the Indians in the fourth round of the June 2013 first-year player draft.
- Was claimed off waivers by the Reds, November 27, 2017.
- Was not tendered a Major League contract, December 1, 2017; was re-signed by the Reds to a minor league contract with an invitation to 2018 Major League spring training camp, December 4.

Career Pitching

Yr	Club	W-L	ERA	G	GS	CG	SHO	SV	IP	H	R	ER	HR	BB	SO	WP	BK
13	Mahoning Valley - A	0-0	0.00	8	0	0	0	0	9.1	5	1	0	0	2	16	0	0
	Lake County - A	0-0	1.80	4	0	0	0	0	5.0	4	1	1	1	1	7	0	0
	Akron - AA	1-0	0.00	9	0	0	0	0	10.1	7	0	0	0	2	9	0	0
14	Akron - AA	0-0	0.57	15	0	0	0	6	15.2	8	1	1	0	3	17	0	0
	Columbus - AAA	0-0	1.04	6	0	0	0	0	8.2	7	4	1	0	0	6	0	0
	Cleveland	4-1	1.80	43	0	0	0	0	30.0	26	6	6	2	8	28	0	1
15	Columbus - AAA	3-1	5.97	29	0	0	0	0	28.2	42	19	19	3	11	27	3	0
	Cleveland	0-0	4.08	31	0	0	0	0	17.2	17	9	8	1	7	15	0	0
16	Columbus - AAA	1-1	3.90	29	0	0	0	0	30.0	29	13	13	2	11	26	0	0
	Cleveland	0-0	5.06	29	0	0	0	0	16.0	16	9	9	0	7	17	1	1
17	Columbus - AAA	5-5	3.38	51	0	0	0	4	48.0	42	23	18	2	11	49	1	1
	Cleveland	0-0	10.80	4	0	0	0	0	1.2	4	2	2	0	1	2	0	0
Major Totals		4-1	3.44	107	0	0	0	0	65.1	63	26	25	3	23	62	1	2
Minor Totals		10-7	3.06	151	0	0	0	10	155.2	144	62	53	8	41	157	4	1



TONY CRUZ

C
60

Age: 31 Ht.: 5-11 Wt.: 215 Bats: R Throws: R ML Service: 4.147

Born: 8/18/86 Birthplace: Palm Beach, FL Resides: Loxahatchee, FL

Acquired: Was signed to a minor league contract with an invitation to 2018 Major League spring training camp, December 19, 2017.

Contract: Signed through the 2018 season and under team control through 2019.

Non-Roster

CAREER HIGHLIGHTS: Was selected by the Cardinals with the 802nd overall pick (26th round) of the 2007 first-year player draft and made his Major League debut 4 years later...was the Cardinals' primary backup catcher for 4 straight seasons from 2012-2015...in 2010 and 2011 was rated the best catcher in the Cardinals' system...was a mid-season Florida State League All-Star in 2008 and 2010.

SINGLE-SEASON CAREER HIGH STREAKS

Hitting Streak: 5g, 6/6-6/24, 2014; Hitless Streak: 16ab, 7/17-8/7, 2011

2017 SEASON

- Spent the season with the Padres' Class AAA affiliate in El Paso...made 51 apps.
- Following the season became a minor league free agent...on 12/19 was signed by the Reds to a minor league contract with an invitation to 2018 Major League spring training camp.

2016: Spent most of the season at Class AAA Omaha, where he made 92 apps...made 4 apps during 2 stints with the Royals, including 3 apps from 6/4-6/7 and then his final appearance on 9/15 vs Oak.

2015: For the Cardinals made a career-high 69 apps, including 30 starts behind the plate...appeared in 2 National League Division Series games vs the Cubs...following an injury to starting C Yadier Molina, caught the final 3 innings of Game 3 (0-1) and then started Game 4 (1-4, RBI-double).

2014: In his third straight season as the Cardinals' backup catcher made 50 apps, including 35 starts...from 7/10-8/29 made 21 starts while Yadier Molina was disabled...in Game 5 of the NL Championship Series vs SF made his first career Postseason start and produced his first playoff hit, a solo HR off Madison Bumgarner.

2013: Threw out 33 percent of baserunners attempting to steal (6-18), which ranked T5th in the National League among catchers with at least 20 attempts against...was on the Postseason roster but did not appear in a game during the Cardinals' run to the World Series, which they lost in 6 games to the Red Sox.

CRUZ' CAREER TRANSACTIONS

- Was selected by the Dodgers in the 42nd round of the June 2005 first-year player draft but did not sign.
- Was selected by the Cardinals in the 26th round of the June 2007 first-year player draft.
- On Palm Beach's disabled list, July 25-remainder of the season, 2008.
- On Springfield's disabled list, August 9-29, 2010.
- On St. Louis's disabled list with a strained left forearm, August 14-31, 2013.
- Was acquired by the Royals in exchange for IF Jose Martinez, December 2, 2015.
- Was released by the Royals, November 23, 2016.
- Was signed by the Padres to a minor league contract with an invitation to Major League spring training camp, February 7, 2017.
- Was signed by the Reds to a minor league contract with an invitation to 2018 Major League spring training camp, December 19, 2017.

CAREER FIELDING

Pos.	Pct.	G	PO	A	E	TC	DP	PB
1B	1.000	6	13	1	0	14	6	-
2B	---	1	0	0	0	0	0	-
3B	1.000	10	0	6	0	6	2	-
C	.997	213	1114	74	4	1192	7	12
RF	1.000	2	1	0	0	1	0	-

2012: Made his first Opening Day roster and spent the season with the Cardinals...on 6/27 at Mia produced his first career home run, a solo shot off Anibal Sanchez...made his first career Postseason apps, caught the ninth inning of National League Division Series Game 5 vs Wsh and pinch hit in Game 7 of the NLCS vs SF.

2011: Began the season at Class AAA Memphis...was recalled on 5/23 and spent most of the rest of the season with the Cardinals...in his Major League debut, on 5/24 at SD produced 2 singles and a double...in the second inning of that game singled off Aaron Harang in his first plate appearance.

PERSONAL: In 2004 graduated from Santaluces High School in Lantana, FL, where he was All-Palm Beach County and first-team All-State...was all-conference at Palm Beach (FL) Community College...also played at Okaloosa-Walton College in Niceville, FL.

Career Hitting

Yr	Club	AVG	G	AB	R	H	2B	3B	HR	RBI	SH	SF	HB	BB	SO	SB	CS	OBP	SLG	E
07	GCL Cardinals - R	.375	7	32	8	12	5	0	0	4	0	1	0	1	7	1	0	.382	.531	3
	Johnson City - R	.280	6	25	2	7	2	0	2	2	0	0	0	2	2	1	0	.333	.600	1
	Batavia - A	.375	4	16	2	6	1	0	0	4	0	0	1	0	5	0	0	.412	.438	0
	Quad Cities - A	.282	49	195	26	55	10	1	5	34	0	3	1	17	25	3	1	.338	.421	6
08	Palm Beach - A	.279	89	351	41	98	22	3	8	58	1	5	2	19	50	3	0	.316	.427	12
09	Springfield - AA	.220	110	404	44	89	25	2	10	48	2	3	1	34	85	1	0	.281	.366	7
10	Palm Beach - A	.282	46	181	21	51	16	1	1	25	1	1	0	19	33	0	2	.348	.398	3
	Springfield - AA	.289	40	149	26	43	10	0	6	20	1	1	1	17	30	0	0	.363	.477	3
	Memphis - AAA	.214	4	14	2	3	0	0	1	1	0	0	0	1	1	0	0	.267	.429	3
11	Memphis - AAA	.262	45	149	13	39	5	1	4	25	2	1	1	11	31	0	1	.315	.389	3
	St. Louis	.262	38	65	8	17	5	0	0	6	0	0	1	6	13	0	1	.333	.338	0
12	St. Louis	.254	51	126	11	32	9	1	1	11	0	2	0	3	19	0	1	.267	.365	2
13	St. Louis	.203	51	123	13	25	6	1	1	13	0	0	2	4	25	0	0	.240	.293	1
14	Springfield - AA	.200	2	5	0	1	0	0	0	0	0	0	0	0	2	0	0	.200	.200	0
	St. Louis	.200	50	135	11	27	5	0	1	17	2	0	0	13	28	0	3	.270	.259	1
15	St. Louis	.204	69	142	6	29	7	1	2	11	2	1	0	6	32	0	0	.235	.310	0
16	Omaha - AAA	.264	92	318	32	84	18	0	7	55	0	3	1	41	74	2	1	.347	.387	6
	Kansas City	.000	4	4	0	0	0	0	0	1	0	1	0	0	3	0	0	.000	.000	0
17	El Paso - AAA	.280	51	168	25	47	9	0	7	27	0	1	4	12	43	0	0	.341	.458	7
Major Totals		.218	263	595	49	130	32	3	5	59	4	4	3	32	120	0	5	.260	.308	4
AL Totals		.000	4	4	0	0	0	0	0	1	0	1	0	0	3	0	0	.000	.000	0
NL Totals		.220	259	591	49	130	32	3	5	58	4	3	3	32	117	0	5	.262	.310	4
Minor Totals		.267	545	2007	242	535	123	8	51	303	7	19	12	174	388	11	5	.326	.412	54

Wild Card Record

Yr	Club, Opponent	AVG	G	AB	R	H	2B	3B	HR	RBI	SH	SF	HB	BB	SO	SB	CS	OBP	SLG	E
12	StL at Atl	---	0	0	0	0	0	0	0	0	0	0	0	0	0	0	0	---	---	0

Division Series Record

Yr	Club, Opponent	AVG	G	AB	R	H	2B	3B	HR	RBI	SH	SF	HB	BB	SO	SB	CS	OBP	SLG	E
12	StL vs Wsh	---	1	0	0	0	0	0	0	0	0	0	0	0	0	0	0	---	---	0
13	StL vs Pit	---	0	0	0	0	0	0	0	0	0	0	0	0	0	0	0	---	---	0
14	StL vs LAD	---	0	0	0	0	0	0	0	0	0	0	0	0	0	0	0	---	---	0
15	StL vs Chi	.200	2	5	0	1	1	0	0	1	0	0	0	0	3	0	0	.200	.400	0
Division Series Totals		.200	3	5	0	1	1	0	0	1	0	0	0	0	3	0	0	.200	.400	0

League Championship Series Record

Yr	Club, Opponent	AVG	G	AB	R	H	2B	3B	HR	RBI	SH	SF	HB	BB	SO	SB	CS	OBP	SLG	E
12	StL vs SF	.000	1	1	0	0	0	0	0	0	0	0	0	0	1	0	0	.000	.000	0
13	StL vs LAD	---	0	0	0	0	0	0	0	0	0	0	0	0	0	0	0	---	---	0
14	StL vs SF	.200	4	5	2	1	0	0	1	1	0	0	0	2	2	0	0	.429	.800	0
NLCS Totals		.167	5	6	2	1	0	0	1	1	0	0	0	2	3	0	0	.375	.667	0

World Series Record

Yr	Club, Opponent	AVG	G	AB	R	H	2B	3B	HR	RBI	SH	SF	HB	BB	SO	SB	CS	OBP	SLG	E
13	StL vs Bos	---	0	0	0	0	0	0	0	0	0	0	0	0	0	0	0	---	---	0



ROOKIE DAVIS

@rookdavis24

RHP

54

Age: 24 **Ht.:** 6-5 **Wt.:** 255 **Bats:** R **Throws:** R **ML Service:** 0.065

Born: 4/29/93 **Birthplace:** Sneads Ferry, NC **Resides:** Sneads Ferry, NC

Acquired: From the New York Yankees, along with RHP Caleb Cotham, 3B Eric Jagielo and 2B Tony Renda, in exchange for LHP Aroldis Chapman, December 28, 2015.

Contract: Signed through the 2018 season and under team control through 2023.

CAREER HIGHLIGHTS: While recovering from 10/9/17 right hip surgery is not expected to be ready for 2018 spring training...in January 2017 attended MLB's Rookie Development Program...following the 2016 season participated in leadership training at West Point...in 2013 was a mid-season New York-Penn League All-Star...in 2018 participated in his third consecutive Major League spring training camp.

SINGLE-SEASON CAREER HIGH STREAKS

Scoreless Streak By Game: 1g, 5/3/17 vs Pit; **Scoreless Streak By Inning:** 5.0, 5/3/17 vs Pit; **Winning Streak:** None; **Losing Streak:** 2g, 5/8-9/20, 2017

2017 SEASON

- Left his last appearance, a start on 9/20 vs StL, after 3.0 innings with an impingement in his right hip... didn't pitch again the rest of the season...on 10/9 had surgery to repair the labrum and to remove a bone spur in his right hip (Dr. Bryan Kelly).
- Began the year as 1 of 7 rookies on the Reds' Opening Day roster and, surrounding a 14-day stint on the disabled list (bruised right forearm), made 5 starts (1-2, 7.58) before he was optioned to Louisville on 5/10...with the exception of 2 AZL Reds rehab starts (upper back strain) and 3 starts at Pensacola, spent the rest of the minor league season with Louisville before returning to the Reds as a September callup.
- In September for the Reds made 1 relief appearance and then a start before his season ended with the hip injury.
- On 4/6 vs Phi, made his Major League debut alongside batterymate C Stuart Turner...for the first time in franchise history, since 1869, the Reds' starting pitcher and catcher debuted in the same game...has occurred many times in the majors, most recently in 2008 by the Nationals, who started P Shairon Martis and C Luke Montz on 9/4 at Atl.
- In his debut on 4/6 vs Phi, doubled off Clay Buchholz in his first plate appearance, the first Reds pitcher with an extra-base hit in his first career at bat since Don Gullett tripled on 4/16/70 off LA's Fred Norman (Gullett walked in his first career plate appearance).
- Struck out his first career batter faced, Phi's Cesar Hernandez.
- Earned his first Major League victory in his fourth start, on 5/3 vs Pit threw 5.0 scoreless innings (7-2 win, 4h, 3bb, 2k).
- In a start on 4/11 at Pit, was hit on the right forearm by a Jameson Taillon pitch that led to the 2-week stint on the Reds' disabled list...from 5/28-7/3 was on Louisville's disabled list with an upper back strain.

ABOUT THAT NICKNAME....

"My dad (Billy) played and loved baseball. Knowing I would be his only son, he hoped I would play too, so he gave me a name that almost guaranteed I would. At birth, the doctor asked my dad what my name would be and dad said, 'William Theron Davis III, but you can just call him Rookie.' I've never answered to any other name."

- Rookie Davis

MINOR LEAGUES

2016: Spent the season at Class AA Pensacola and Class AAA Louisville, where in 23 starts and 1 relief appearance combined he went 10-5, 3.82...among all Reds minor league pitchers ranked third in wins and ninth in ERA...spent most of May on Pensacola's disabled list with a strained right groin...began and ended the season with Pensacola...from 8/5-8/29 made all 5 of his apps for Louisville...attended his first Major League spring training camp...entered the season rated by MLB.com the Reds' eighth-best prospect...prior to his December 2015 trade had been rated the Yankee organization's sixth-best prospect by *Baseball America* and 10th-best by MLB.com...**2015:** Spent the season at Class A Tampa and Class AA Trenton, where in 24 starts and 1 relief appearance he combined to finish 8-7, 3.86 while ranking second among all Yankees farmhands with 129 strikeouts in 130.2 innings (132h, 26bb)...in November was added to NYY's 40-man roster...**2014:** At Class A Charleston led the staff with 144 strikeouts in just 126.0 innings...lefthanded batters hit just .209...**2013:** At Class A Staten Island was a mid-season New York-Penn League All-Star.

PERSONAL: Full name is William Theron Davis III...in 2011 graduated from Dixon High School in Holly Ridge, NC, where he went 25-4, 1.67 with 5 no-hitters and 422 strikeouts in 209.1 innings...his high school uniform number 24 has been retired...follow on Twitter @rookdavis24.

DAVIS' CAREER TRANSACTIONS

- Was selected by the Yankees in the 14th round of the June 2011 first-year player draft.
- Was acquired by the Reds, along with RHP Caleb Cotham, 3B Eric Jagielo and 2B Tony Renda, in exchange for LHP Aroldis Chapman, December 28, 2015.
- On Pensacola's disabled list with a strained right groin, May 12-June 1, 2016.
- On disabled list with a bruised right forearm, April 12-26, 2017.
- On Louisville's disabled list with a strained upper back, May 28-July 3, 2017; included a rehabilitation assignment at AZL Reds, June 25-July 3.

Career Pitching

Yr	Club	W-L	ERA	G	GS	CG	SHO	SV	IP	H	R	ER	HR	BB	SO	WP	BK
12	GCL Yankees - R	2-1	2.65	7	1	0	0	0	17.0	17	9	5	1	4	17	3	0
13	Staten Island - A	2-4	2.36	11	11	0	0	0	42.0	46	19	11	1	13	39	5	0
	Charleston - A	0-0	0.00	2	2	0	0	0	10.0	9	0	0	0	0	8	1	0
14	Charleston - A	7-8	4.93	27	25	0	0	0	126.0	134	73	69	7	42	106	7	0
15	Tampa - A	6-6	3.70	19	19	0	0	0	97.1	94	48	40	4	18	105	3	0
	Trenton - AA	2-1	4.32	6	5	0	0	0	33.1	38	19	16	1	8	24	1	0
16	Pensacola - AA	10-3	2.94	19	19	0	0	0	101.0	88	37	33	10	30	62	5	0
	Louisville - AAA	0-2	7.50	5	4	0	0	0	24.0	38	21	20	3	7	15	0	1
17	Cincinnati	1-3	8.63	7	6	0	0	0	24.0	38	25	23	7	14	20	3	0
	Louisville - AAA	4-4	4.77	11	11	1	0	0	60.1	68	34	32	10	13	54	3	0
	#AZL Reds - R	0-1	1.93	2	2	0	0	0	9.1	5	3	2	1	2	10	0	0
	Pensacola - AA	0-0	4.61	3	3	0	0	0	13.2	12	7	7	2	6	11	0	0
Major Totals		1-3	8.63	7	6	0	0	0	24.0	38	25	23	7	14	20	3	0
Minor Totals		33-30	3.96	112	102	1	0	0	534.0	549	270	235	40	143	451	28	1

Career Hitting

Yr	Club	AVG	G	AB	R	H	2B	3B	HR	RBI	SH	SF	HB	BB	SO	SB	CS	OBP	SLG	E
17	Cincinnati	.167	7	6	0	1	1	0	0	0	1	0	1	0	5	0	0	.286	.333	1



RAFAEL
DE PAULA

RHP
83

Age: 27 **Ht.:** 6-2 **Wt.:** 215 **Bats:** R **Throws:** R **ML Service:** 0.000

Born: 3/24/91 **Birthplace:** La Victoria, DR **Resides:** La Victoria, DR

Acquired: As a free agent was signed to a minor league contract, August 18, 2017.

Contract: Signed through the 2018 season and under team control through 2023.

Non-Roster

CAREER HIGHLIGHTS: In 2013 led all Yankees minor league pitchers in strikeouts, was a mid-season South Atlantic League All-Star and was selected to pitch in the SiriusXM All-Star Futures Game at NY's Citi Field.

2017 SEASON

- Pitched for 5 minor league teams in the Padres and Reds organizations.
- Overall, in 36 relief apps went 5-2, 3.07 with 2 saves in 5 chances (55.2ip, 46h, 61k).
- Began the season at Class AA San Antonio...on 5/29 was promoted to Class AAA El Paso.
- In June and July spent time on El Paso's disabled list with a strained right oblique.
- Came off the DL on 7/25 and on 8/4 was released by the Padres.
- On 8/18 was signed by the Reds to a minor league contract and reported to Class A Daytona...made 2 apps for the Tortugas, was promoted to Class AAA Louisville for apps on 8/24 and 8/26, then on 8/28 returned to Daytona to finish the season with 2 more apps there.
- On 12/20 was invited to 2018 Major League spring training camp.
- Pitched for Escogido in the Dominican Winter League (8g, 0-1, 3.38, 13.1ip, 14h, 4bb, 12k).

De PAULA'S CAREER TRANSACTIONS

- Was signed by the Yankees as a non-drafted free agent, November 18, 2010. Was signed by Victor Mata and Angel Ovalles.
- Was acquired by the Padres, along with IF Yangervis Solarte, in exchange for IF Chase Headley, July 22, 2014.
- On El Paso's disabled list with a strained right oblique, June 29-July 24, 2017; included a rehabilitation assignment at AZL Padres, July 21-24.
- Was released by the Padres, August 4, 2017.
- Was signed by the Reds to a minor league contract, August 18, 2017.

Career Pitching

Yr	Club	W-L	ERA	G	GS	CG	SHO	SV	IP	H	R	ER	HR	BB	SO	WP	BK
12	DSL Yankees - R	8-2	1.46	14	14	1	1	0	61.2	35	18	10	2	18	85	9	0
13	Charleston - A	6-2	2.94	13	13	0	0	0	64.1	43	21	21	3	23	96	8	5
	Tampa - A	1-3	6.06	11	10	0	0	0	49.0	54	35	33	5	30	50	5	0
14	Tampa - A	6-5	4.15	20	17	0	0	0	89.0	88	44	41	5	38	104	9	1
	Lake Elsinore - A	2-4	6.54	8	8	0	0	0	42.2	47	32	31	7	17	41	6	0
15	Lake Elsinore - A	5-9	5.01	35	18	0	0	0	120.1	125	78	67	14	47	129	7	1
16	El Paso - AAA	0-0	4.00	8	0	0	0	1	9.0	15	5	4	0	3	13	0	0
	San Antonio - AA	4-2	2.44	37	0	0	0	0	55.1	42	17	15	2	19	74	8	2
17	San Antonio - AA	2-1	2.05	15	0	0	0	0	26.1	17	9	6	2	7	27	3	1
	#AZL Padres - R	0-0	0.00	1	0	0	0	1	1.0	0	0	0	0	0	3	0	0
	El Paso - AAA	2-1	5.40	14	0	0	0	0	21.2	25	16	13	4	11	20	1	0
	Louisville - AAA	0-0	0.00	2	0	0	0	0	2.0	1	0	0	0	1	2	0	0
	Daytona - A	1-0	0.00	4	0	0	0	1	4.2	3	0	0	0	1	9	0	0
Minor Totals		37-29	3.97	182	80	1	1	3	547.0	495	275	241	44	215	653	56	10
	# Injury rehab																



ANTHONY

Twitter icon @ADeSclafani

RHP

DESCLAFANI

28

Age: 27 Ht.: 6-1 Wt.: 195 Bats: R Throws: R ML Service: 3.062

Born: 4/18/90 Birthplace: Freehold, NJ Resides: Freehold, NJ

Acquired: From the Marlins, along with minor league C Chad Wallach, in exchange for RHP Mat Latos, December 11, 2014.

Contract: Signed a 1-year contract through the 2018 season, avoiding arbitration, January 12, 2018. Under team control through 2020.

CAREER HIGHLIGHTS: Last name is pronounced DEE-scla-fah-nee...in 2015 led National League rookies in starts (tied) and innings pitched...was Arizona Fall League Pitcher of the Week for 11/4-11/10, 2014...in 2013 was the Marlins' Minor League Pitcher of the Year, Minor League Pitcher of the Month for April, a Marlins Organization and Florida State League All-Star and FSL Pitcher of the Week for 6/3-6/9.

STRIKEOUTS IN A SEASON, MODERN REDS ROOKIES

1. Gary Nolan, 1967206
2. Orval Overall, 1905173
3. Johnny Cueto, 2008158
4. Tom Browning, 1985155
5. **Anthony DeSclafani, 2015151**

2017 SEASON

- Spent the season on the disabled list with a sprained ulnar collateral ligament in his right elbow...didn't pitch for the Reds in spring training.
- Was disabled on 4/2...was transferred to the 60-day DL on 4/5, when the Reds claimed off waivers from the Phillies IF/OF Tyler Goeddel.
- On 7/23 for the AZL Reds made his first rehabilitation appearance...following that start was transferred to Dayton.
- On 7/29 at Fort Wayne, threw 4.0 innings for the Dragons.
- On 8/3 at Great Lakes for Dayton, left his third rehab start after 9 batters with right elbow tendinitis...didn't pitch again until the instructional league.

2016: Began the season on the disabled list with a strained left oblique, suffered in his final spring training start...made consecutive rehab apps on 4/23 for Pensacola and 4/29 for Dayton before he felt soreness in the oblique...didn't make another rehab start until 5/25...on 6/10 was reinstated from the 15-day DL and that night vs the A's made his season debut in the Reds' 61st game...began the season 6-0, 2.94 through 11 starts...became the first Reds pitcher to produce at least 6 wins without a loss over his first 9 starts since Paul Wilson went 6-0 in his first 9 starts in 2004...through 17 starts went 8-3, 2.93...in his last 3 starts went 1-2, 5.63 to raise his overall ERA to 3.28...in 14 of his 20 apps produced quality starts, including a season-high 6 straight QS from 6/21-7/20 (5-0, 2.59)...coming out of the All-Star break made 11 starts (5-3, 3.30) before he skipped a turn on 9/12...returned to the rotation on 9/17 and didn't miss any of his last 3 starts (1-2, 5.63)...in the 13-0 win on 8/27 at Ari threw his first career complete game.

QUALITY START STREAKS BY NL ROOKIES IN 2015

Raisel Iglesias, Cin	7	8/1-9/2
Joe Ross, Wash	6	6/13-8/6
Chris Heston, SF	6	6/25-7/27
Anthony DeSclafani, Cin	5	7/24-8/16
Taylor Jungmann, Mil	5	6/30-7/25

2015: In his first full Major League season led National League rookies in starts (tied) and innings pitched and ranked among the NL rookie leaders in ERA (5th), wins (T2nd), strikeouts (2nd) and opponents' BA (.273, 7th)...became the first rookie pitcher to lead the Reds in wins (tied with Mike Leake), starts, innings pitched and strikeouts since Art Fowler in 1954...also led the staff with 17 quality starts...became the

first Reds pitcher to lead NL rookies in starts since Johnny Cueto in 2008 and in innings pitched since Chris Reitsma in 2001...was 1 of 9 rookie pitchers who combined for 110 starts for the Reds, both single-season modern club records...the Reds' season-ending streak of 64 consecutive starts by rookies, beginning 7/29, is a modern Major League record...in a 1-0 win on 7/29 at StL and a 3-2 win on 8/4 vs StL became the first Reds rookie since Ewell Blackwell in 1946 to face the Cardinals in consecutive starts and win them both...was the first rookie for any team to do so since SF's Jerome Williams beat StL twice consecutively in July 2003...entered the season rated the sixth-best prospect in the organization.

2018 REDS



2014: In his Major League debut made 5 starts and 8 relief apps during 5 stints with Mia...went 6-7, 3.78 in 19 starts and 1 relief appearance for the Marlins' Class AA Jacksonville and Class AAA New Orleans affiliates...began the season at Jacksonville...on 5/14 was promoted to Mia...made his Major League debut that night at LAD, started and earned the 13-3 win (6ip, 7h, 2er, 1bb, 7k, 1hr)...became the ninth Marlins pitcher to start and win his big league debut (most recent, Adalberto Mendez on 9/6/10 at Phi)...his 7 strikeouts tied for second-most in Marlins history in a debut (Jose Fernandez, 8k on 4/7/13 at NYM)...also singled off Brian Wilson and had 2rbi to become only the sixth starting pitcher since 1914 to produce a win and 2rbi in his big league debut (most recent, Pit's Gerrit Cole on 6/11/13 vs SF)...following the season pitched for Salt River in the prestigious Arizona Fall League (6gs, 1-0, 2.67, 27ip, 24h, 4bb, 24k)...was AFL Pitcher of the Week for 11/4-11/10... entered the season rated by Baseball America the Marlin's fifth-best prospect.

COMPLETE GAMES (1)							
Date	Opp	IP	H	ER	BB	SO	Result
8/27/16	at Ari	9.0	4	0	1	9	W, 13-0

10-STRIKEOUT GAMES (1)	
Date	Strikeouts
9/12/15 vs StL	10

MINOR LEAGUES

2013: Was the Marlins' Minor League Pitcher of the Year, Minor League Pitcher of the Month for April (5gs, 3-1, 0.44), a Marlins Organization and Florida State League All-Star and FSL Pitcher of the Week for 6/3-6/9... in 25 starts at Class A Jupiter and Class AA Jacksonville combined to finish 9-6, 2.65...2012: In his first pro, at Class A Lansing led the Midwest League in winning percentage (11-3, .786)...led the Lugnuts' staff in wins while ranking second behind Justin Nicolino in starts and IP.

PERSONAL: In 2008 graduated from Colts Neck High School in Colts Neck, NJ...attended the University of Florida...follow on Twitter @ADeSclafani.

DeSCLAFANI'S CAREER TRANSACTIONS

- Was selected by the Red Sox in the 22nd round of the June 2008 first-year player draft. Did not sign.
- Was selected by the Blue Jays in the sixth round of the June 2011 first-year player draft. Was signed by Joel Grampietro.
- Was acquired by the Marlins, along with RHP Henderson Alvarez, SS Yunel Escobar, IF Adeiny Hechavarria, C Jeff Mathis, OF Jake Marisnick and LHP Justin Nicolino, in exchange for OF Emilio Bonifacio, C John Buck, LHP Mark Buehrle, RHP Josh Johnson, IF Jose Reyes and cash, November 19, 2012.
- Was acquired by the Reds, with minor league C Chad Wallach, for RHP Mat Latos, December 11, 2014.
- On disabled list with a strained left oblique, April 3-June 9, 2016; was transferred to the 60-day DL, May 22; included rehabilitation assignments at Pensacola, April 23-28, at Dayton, April 29-May 1 and at Louisville, May 25-June 9.
- On disabled list with a sprained ulnar collateral ligament in his right elbow, April 2-remainder of the season, 2017; was transferred to the 60-day DL, April 5, when the Reds claimed off waivers from the Phillies IF/OF Tyler Goeddel; included rehab assignments at AZL Reds, July 23-27 and at Dayton, July 28-August 3.

Career Pitching

Yr	Club	W-L	ERA	G	GS	CG	SHO	SV	IP	H	R	ER	HR	BB	SO	WP	BK
12	Lansing - A	11-3	3.37	28	21	0	0	0	123.0	145	55	46	3	25	92	6	2
13	Jupiter - A	4-2	1.67	12	12	0	0	0	54.0	48	18	10	3	9	53	3	0
	Jacksonville - AA	5-4	3.36	13	13	0	0	0	75.0	74	31	28	7	14	62	4	1
14	Jacksonville - AA	3-4	4.19	8	8	0	0	0	43.0	45	20	20	4	10	38	2	0
	New Orleans - AAA	3-3	3.49	12	11	0	0	0	59.1	48	23	23	2	21	59	4	0
	Miami	2-2	6.27	13	5	0	0	0	33.0	40	23	23	4	5	26	2	0
15	Cincinnati	9-13	4.05	31	*31	0	0	0	*184.2	194	93	83	17	55	151	6	0
16	#Dayton - A	0-0	0.00	1	1	0	0	0	5.0	3	0	0	0	1	3	1	0
	#Pensacola - AA	0-0	6.75	1	1	0	0	0	4.0	4	3	3	2	1	5	0	0
	#Louisville - AAA	0-1	5.54	3	3	0	0	0	13.0	12	8	8	4	0	11	0	0
	Cincinnati	9-5	3.28	20	20	1	1	0	123.1	120	51	45	16	30	105	6	1
17	#AZL Reds - R	0-0	7.71	1	1	0	0	0	2.1	3	3	2	0	1	3	0	0
	#Dayton - A	0-1	16.62	2	2	0	0	0	4.1	10	8	8	3	0	6	0	0
	Major Totals	20-20	3.99	64	56	1	1	0	341.0	354	167	151	37	90	282	14	1
	Reds Totals	18-18	3.74	51	51	1	1	0	308.0	314	144	128	33	85	256	12	1
	Minor Totals	26-18	3.48	81	73	0	0	0	383.0	392	169	148	28	82	332	20	3

Injury rehab, * Led National League rookies. In 2012 led the Midwest League in winning percentage (.786)

Career Hitting

Yr	Club	AVG	G	AB	R	H	2B	3B	HR	RBI	SH	SF	HB	BB	SO	SB	CS	OBP	SLG	E
14	Miami	.100	13	10	1	1	0	0	0	2	0	0	0	1	3	0	0	.182	.100	2
15	Cincinnati	.155	31	58	1	9	1	0	0	3	2	1	0	3	33	0	0	.194	.172	2
16	Cincinnati	.122	20	41	0	5	1	0	0	1	1	0	0	1	22	0	0	.143	.146	0
Career Totals		.138	64	109	2	15	2	0	0	6	3	1	0	5	58	0	0	.174	.156	2

SINGLE-SEASON CAREER HIGH STREAKS

Scoreless Streak By Game: 5g, 9/11-9/27, 2014; **Scoreless Streak By Inning:** 16.0, 4/14-4/26, 2015; **Winning Streak:** 6g, 6/21-7/25, 2016; **Losing Streak:** 4g, 4/26-5/17, 2015



**BRANDON
DIXON**

@_badix

INF

78

Age: 26 **Ht.:** 6-2 **Wt.:** 215 **Bats:** R **Throws:** R **ML Service:** 0.000

Born: 1/29/92 **Birthplace:** La Jolla, CA **Resides:** Tucson, AZ

Acquired: From the Dodgers, along with IF Jose Peraza and OF Scott Schebler, as part of a 3-team trade that sent Reds 3B Todd Frazier to the White Sox, December 16, 2015.

Contract: Signed through the 2018 season and under team control through 2023.

Non-Roster

CAREER HIGHLIGHTS: In 2018 participated in his second straight Major League spring training camp... in 2016 was a mid-season Southern League All-Star, SL Batter of the Week for 5/30-6/5 and Arizona Fall League Fall Star...in 2015 was an MiLB.com Dodgers Organization All-Star and California League Player of the Week for 7/28-8/3.

2017 SEASON

- Spent the season at Louisville in his first season at Class AAA.
- Led the Bats in runs scored (58), doubles (31), HR (16), RBI (64), extra-base hits (50) and total bases (201).
- Ranked fourth in the International League in extra-base hits (50) and T5th in doubles (31)...among all Reds minor leaguers ranked T4th in HR and fifth in RBI.
- Became the first Bats player with at least 15 HR and 15 stolen bases in a season since Todd Frazier in 2011.
- In the 13-6 win vs Rochester on 8/20 had 3 HR and 7 RBI...was the first Bats batter with 3 homers in a game since Austin Kearns on 7/5/05 at Indianapolis...fell 1 RBI shy of Mark Dougherty's single-game franchise record (6/21/87 vs Denver).
- Joined Sebastian Elizalde as the only players to spend the entire season on the Bats' roster.
- Reached base safely in 96 of his 124 apps and hit safely in 81 games.
- From 7/25-7/28 homered 4 times over 5 apps, including once in each game of the 7/25 DH at Syracuse.
- On 12/20 was invited to 2018 Major League spring training camp.

SEASON HIGHLIGHTS

2016: Spent the season at Class AA Pensacola, where he led the Blue Wahoos with 16 HR, 65 RBI and 182 total bases...was a mid-season Southern League All-Star and SL Batter of the Week for 5/30-6/5...among all Reds farmhands ranked second in HR and fourth in RBI...among Southern League leaders ranked T4th in HR and third in slugging percentage (.434)...averaged a home run every 26.19 plate apps, third-best ratio in the league...following the season played for Peoria in the prestigious Arizona Fall League (16g, .333, 7 2b, 2hr, 11rbi, 1sb, 9r)...made 8 apps at 3B, 6 apps at 1B and 1 appearance in the OF...played in the Fall Stars Game...on 12/9 was invited to 2017 Major League spring training camp, his first...**2015:** In 128 apps for Class A Rancho Cucamonga and Class AA Tulsa hit .263 (25 2b, 5 3b, 19hr, 68rbi, 26sb)...was an MiLB.com Dodgers Organization All-Star and California League Player of the Week for 7/28-8/3...following the season played for Glendale in the Arizona Fall League (16g, .295, 4 2b, 3hr, 12rbi, 2sb)...**2014:** Following the season played for Adelaide in the Australian Winter League (47g, .289, 17 2b, 2 3b, 9hr, 30rbi, 21sb).

PERSONAL: Was born in La Jolla, CA but grew up in nearby Murrieta...graduated from Murrieta High School...played at the University of Arizona, where in 2012 he was Pac-12 All-Academic honorable mention...that season led the Pac-12 with a .369 BA...follow on Twitter @_badix.

DIXON'S CAREER TRANSACTIONS

- Was selected by Dodgers in the third round of the June 2013 first-year player draft. Signed by Dustin Yount.
- On Rancho Cucamonga's disabled list with a strained oblique, July 7-August 14, 2014; included a rehabilitation assignment at AZL Dodgers, August 13-14.
- Was acquired by the Reds, along with IF Jose Peraza and OF Scott Schebler, as part of a 3-team trade that sent Reds 3B Todd Frazier to the White Sox, December 16, 2015.

Career Hitting

Yr	Club	AVG	G	AB	R	H	2B	3B	HR	RBI	SH	SF	HB	BB	SO	SB	CS	OBP	SLG	E
13	Great Lakes - A	.185	59	211	28	39	11	1	1	17	3	2	1	11	65	6	2	.227	.261	24
14	#AZL Dodgers - R	.000	1	3	0	0	0	0	0	0	0	0	0	0	0	0	0	.000	.000	0
	R. Cucamonga - A	.262	94	390	59	102	23	4	9	46	8	4	2	12	103	8	7	.284	.410	20
15	R. Cucamonga - A	.299	45	174	37	52	9	3	11	30	0	2	1	16	46	10	0	.358	.575	5
	Tulsa - AA	.244	83	336	33	82	16	2	8	38	0	0	1	12	98	16	6	.272	.375	7
16	Pensacola - AA	.260	118	419	61	109	23	1	16	65	0	6	6	30	137	15	5	.315	.434	12
17	Louisville - AAA	.264	124	440	58	116	31	3	16	64	1	6	7	37	125	18	8	.327	.457	26
Minor Totals		.253	524	1973	276	500	113	14	61	260	12	20	18	118	574	73	28	.299	.418	94
# Injury rehab																				



ADAM
DUVALL

Twitter icon @ADuvall123

INF / OF
23

Age: 29 Ht.: 6-1 Wt.: 215 Bats: R Throws: R ML Service: 2.096

Born: 9/4/88 Birthplace: Louisville, KY Resides: Louisville, KY

Acquired: From the San Francisco Giants, along with RHP Keury Mella (Kay-oo-h-ree May-uh), in exchange for RHP Mike Leake, July 30, 2015.

Contract: Signed through the 2018 season and under team control through 2021.

CAREER HIGHLIGHTS: In 2016 was a National League All-Star and in each of the last 2 seasons was a finalist for the Rawlings Gold Glove Award...over the last 2 seasons, is 1 of only 3 players in the Major Leagues to produce at least 68 doubles, 64 HR and 202 RBI, joining Nolan Arenado (78-78-263) and Anthony Rizzo (75-64-218)...with 202 RBI over the last 2 seasons, among outfielders ranks second in the National League and fourth in the Major Leagues (Mookie Betts 215, Khris Davis 212, Giancarlo Stanton 206)...in 2017 became only the second LF in Reds history to produce in a season at least 35 doubles and 31 HR (Adam Dunn, 35 2b & 40hr in 2005)...in 2016 became the ninth player in Reds history to produce in a season at least 31 doubles, 33 HR and 103 RBI and the seventh whose primary position was LF to produce at least 30 HR...in his minor league career was a mid-season All-Star twice (2011, 2015), a post-season and Milb.com organization All-Star 3 times (2011, 2012, 2014), a *Baseball America* Class AAA All-Star (2014), Player of the Week twice (4/15/13, 4/20/15) and Player of the Month (July 2015)...with 30 HR in 2012 led Class A players...homered in his first games with Fresno (4/3/14), SF (6/26/14 vs Cin off Mike Leake, first career hit in his Major League debut), Sacramento (4/9/15), Louisville (8/2/15) and the Reds (8/31/15 off Chi's Justin Grimm).

MULTI-HOMER GAMES (4)

Date	Pitcher
5/28/17 at Phi	Zach Eflin
9/26/16 at StL	Jame Garcia, Luke Weaver
7/26/16 at SF	Matt Cain, Sergio Romo
5/20/16 at Col	Chad Bettis, Jake McGee

PINCH-HIT HR (3)

Date	Pitcher
8/16/17 for Cin at Chi	Carl Edwards Jr.
8/31/15 for Cin at Chi	Justin Grimm
9/28/14 for SF vs SD	Tim Stauffer

GRAND SLAMS (1)

Date	Pitcher
4/18/17 vs Bal	Kevin Gausman

CONSECUTIVE GAMES (MINIMUM 3)

Date	Dates
3 straight games	6/2-6/4, 2016
3 straight games	5/3-5/5, 2016

2017 SEASON

- Established career highs in games, hits, batting average, doubles and total bases.
- Ranked among the National League leaders in extra-base hits (5th), doubles (T7th), HR (T10th) and RBI (12th).
- Joined Adam Dunn as the only left fielders in Reds history to produce in a season at least 35 doubles and 31 HR... Dunn had 35 doubles and 40 homers in 2005.
- For the second consecutive season was a finalist for the Rawlings Gold Glove Award for left fielders.
- Led all Major League outfielders with 15 assists, most by a Reds outfielder since Pete Rose had 15 assists in 1973.
- Prior to the All-Star break hit .278 with 27 doubles, 20 HR and 61 RBI...during the second half hit .212 with 10 doubles, 11 HR and 38 RBI.
- Made his first 132 starts of the season batting cleanup, then in his last 17 starts beginning 9/10 hit fourth once, fifth 4 times, sixth 4 times and seventh 8 times.
- In May led the Major Leagues with 28 RBI, the most by a Reds batter in any calendar month since Jay Bruce's 33 RBI in May 2011.
- In the second inning of the 9-3 win on 4/18 vs Bal snapped an 0-for-13 skid with his first career grand slam (off Kevin Gausman), extending the Reds' lead to 6-1.
- In the 5-4 win on 4/30 at StL tied his career high with 4 hits and became the first Reds batter with 3 doubles in a game since Ryan Ludwick on 6/15/14 vs Mil.
- With 1 out and the bases loaded in the 11th inning of the 4-3 win on 7/19 vs Ari produced his first career walkoff hit, an RBI-single off T.J. McFarland.
- 6 times homered in 2 consecutive games...twice in his career homered in 3 consecutive games (5/3-5/5, 2016 & 6/2-6/4, 2016).
- Hit his best home run of the season on 8/29 vs NYM (2-run off Chasen Bradford)...finished the season with 29 homerless apps, the longest power drought of his career.
- Was Cin's 2017 recipient of the Heart & Hustle Award for his passion for the game.

2016: Was selected to his first All-Star team by National League players, managers and coaches...was a finalist for the Rawlings Gold Glove Award for left fielders...ranked among the National League leaders in HR (T6th), RBI (5th) and extra-base hits (70)...homered an average of once every 16.7 at bats, sixth-best in the NL...led the club in triples, HR, RBI and extra-base hits...became the ninth player in Reds history with at least 31 doubles, 33 HR and 103 RBI, the first since Joey Votto went 36-37-113 in his 2010 MVP season...became the 13th player in Reds history with at least 30 doubles, 30 HR and 100 RBI in a season, the first since Jay Bruce went 43-30-109 in 2013...led all Major League left fielders in triples (tied w/ Brett Gardner), HR (tied w/ Justin Upton), RBI and extra-base hits...was 1 of only 7 players in Major Leagues with at least 31 doubles, 33 HR and 103 RBI (Nolan Arenado, Miguel Cabrera, Robinson Cano, Edwin Encarnacion, Matt Kemp, David Ortiz)...became only the seventh player in modern Reds history whose primary position was LF to produce at least 30 home runs in a season (Adam Dunn 2004-2008, Greg Vaughn 1999, Kevin Mitchell 1994, George Foster 1977-1979, Frank Robinson 1956, Hank Sauer 1948)...became only the second Reds batter to produce at least 20 doubles, 23 HR and 61 RBI prior to the All-Star Game (since 1933), joining Johnny Bench in 1970 (23 2b, 28hr, 79rbi)...in May tied for the Major League lead in HR (11, Oak's Khris Davis) and ranked second in the NL in RBI (24) and slugging (.691)...his 11 homers in May fell 1 short of the club record for that month (Eric Davis 1987, Jay Bruce 2011).

31-33-103

Listed below are the only players in Reds history, since 1900, to produce in a season at least **31 doubles, 33 HR and 103 RBI**.

Player	Year	2B	HR	RBI
Adam Duvall	2016	31	33	103
Joey Votto	2010	36	37	113
Dave Parker	1985	42	34	125
George Foster	1977	31	52	149
Johnny Bench	1974	38	33	129
	1970	35	45	148
Lee May	1969	32	38	110
Tony Perez	1969	31	37	122
Frank Robinson	1965	33	33	113
	1962	51	39	136
	1961	32	37	124
	1959	31	36	125
Wally Post	1955	33	40	109

HOME RUN DERBY

Adam Duvall in 2016 was the ninth Reds player to participate in the All-Star Game's **Home Run Derby**...as the **#3 seed**, in the first round he defeated **#6 seed Wil Myers** of the hometown Padres before falling in the second round to defending champion **Todd Frazier**...Mia's **Giancarlo Stanton** won the 2016 derby...listed below are Reds' **All-Star Game HR Derby** participants:

Adam Duvall2016	Paul O'Neill.....1991
Todd Frazier.....2014, '15	Chris Sabo.....1991
Ken Griffey Jr.2000	Eric Davis.....1989
Reggie Sanders.....1995	Dave Parker.....1985, '86
Ron Gant.....1995	

Frazier won in 2015, Davis was co-winner in 1989

Parker won the inaugural Home Run Derby in 1985

In 2004, Griffey was selected, was injured and did not participate

REDS HOME RUNS BY ANY MONTH

Greg Vaughn.....Sept/Oct. 1999	16
Frank Robinson.....August 1962	14
Ted Kluszewski.....August 1954	13
Frank Robinson.....July 1961	13
George Foster.....June 1979	13
9 Reds times.....	12
Adam Duvall May 2016	11
13 other times.....	11

REDS HOME RUNS IN MAY

Eric Davis.....May 1987	12
Jay Bruce.....May 2011	12
Adam Duvall May 2016	*11
Lee May.....May 1969	11

* Duvall's 24rbi were the most by a Reds batter in any month since **Jay Bruce** had 24rbi in **2013**, also in May

REDS TEAMMATES WITH 31 2B, 29 HR & 97 RBI

Adam Duvall & Joey Votto	2017
Adam Duvall & Joey Votto	2016
Johnny Bench & George Foster	1977
Lee May & Tony Perez	1969

HEART & HUSTLE

Adam Duvall received the club's **2017 Heart & Hustle Award**, given annually by the MLB Players Alumni Association to 30 players who demonstrate a passion for and best embody the values, spirit and tradition of the game...previous Reds winners were **Zack Cozart** (2016), **Todd Frazier** (2015), **Skip Schumaker** (2014), **Shin-Soo Choo** (2013), **Chris Heisey** (2012), **Miguel Cairo** (2011), **Jonny Gomes** (2010), **Adam Rosales** (2009), **Jerry Hairston Jr.** (2008), **Ryan Freel** (2007) & **Adam Dunn** (2006).

2015: Among all minor league batters ranked T5th with 30 HR (Sacramento 26, Louisville 4) and T23rd with 87 RBI (Sacramento 80, Louisville 7)...began the season at Sacramento...when acquired from the Giants on 7/30 led the Pacific Coast League in home runs (25) and total bases (218) while ranking among the league leaders in RBI (2nd) and extra-base hits (53, 2nd)...was PCL Player of the Week in April, a mid-season PCL All-Star and Minor League Baseball's PCL Player of the Month for July (10hr, 31rbi, 18xbh, .704slg, 1.082ops)...after the trade, made 25 apps for Louisville before he was promoted on 8/31, when OF Brennan Boesch was disabled...as a pinch hitter in the sixth inning of that night's 13-6 win at Cubs snapped a 5-5 tie with a 2-run HR off Justin Grimm...became the first batter to homer in his first plate appearance for the Reds since Ryan Jorgensen on 8/15/07, also at Cubs (off Ted Lilly)...homered in consecutive pinch-hit apps dating back to 9/28/14 for the Giants (off SD's Tim Stauffer)...made 17 starts for the Reds (15gs in LF, 2gs at 1B), including 5 of the last 6g of the season...his first 4 hits for the Reds were HR, HR, HR, double...became the first Reds batter to produce home runs for his first 3 hits since Brian R. Hunter in 1994...following his pinch-hit HR in his Reds debut, homered on 9/5/night vs Mil and then with 1 out in the eighth inning of the 4-2 suspended game win on 4/12 vs StL snapped the 2-2 tie with a 2-run HR off Jonathan Broxton.

2014: While with Fresno was a Pacific Coast League, Milb.com Organizational and *Baseball America* Class AAA All-Star...in just 98 apps produced 27hr and 90rbi while hitting .298...ranked second in the PCL in slugging and third in RBI...made his Major League debut by appearing in 28g during 4 stints with the Giants, including 17 starts at 1B...in his first career appearance, on 6/26 vs Cin, homered off Mike Leake for his first career hit...was on the Giants' Wild Card roster but did not appear in the playoff game vs the Pirates.

MINOR LEAGUES

2013: Spent the season at Class AA Richmond...in April and May missed 23g with a sprained left thumb...was named Eastern League Player of the Week for 4/4-4/14 (.378, 2hr, 10rbi)...following the season played for Margarita in the Venezuelan Winter League (38g, .297, 7hr, 27rbi)...on 11/20 was added to the Giants' 40-man roster...**2012:** In an All-Star season a Class A San Jose led the California League with 30 homers to establish a single-season club record (26hr, Tim Flaherty, 2001)...led all Class A batters in home runs and became the fifth player in club history to produce at least 100rbi...**2011:** At Class A Augusta was a South Atlantic League All-Star.

PERSONAL: Grew up in Louisville, where he attended Butler High School, and played at Western Kentucky University, Chipola Junior College in Florida and University of Louisville...while a junior at Butler High suffered a cracked lower vertabrae while making a diving catch...finished that season, but then had surgery and missed his senior year...as a junior at Louisville started all 65g (.328, 11hr, 51rbi) and as a senior served as the squad's captain...follow on Twitter @ADuvall123.

DUVALL'S CAREER TRANSACTIONS

- Was selected by the Giants in the 11th round of the June 2010 first-year player draft. Was signed by Kevin Christman.
- On Richmond's disabled list with a sprained left thumb, April 15-May 20, 2013.
- Was acquired by the Reds, along with RHP Keury Mella (Kay-oo-ree May-uh), in exchange for RHP Mike Leake, July 30, 2015.

CAREER FIELDING

Pos.	Pct.	G	PO	A	E	TC	DP	PB
1B	.996	33	208	14	1	223	16	-
3B	1.000	*4	1	2	0	3	0	-
LF	.974	303	561	23	14	598	1	-
RF	1.000	^6	5	0	0	5	0	-

In 2017 led Major League outfielders with 15 assists
 * Only start 3B: 5/29/16 at Mil; ^ Last app in RF: started on 7/31/16 at SD

SINGLE-SEASON CAREER HIGH STREAKS

Hitting Streak: 8g, 6/2-6/10, 2016; **Hitless Streak:** 19ab, 9/16-9/24, 2017

Career Hitting

Yr	Club	AVG	G	AB	R	H	2B	3B	HR	RBI	SH	SF	HB	BB	SO	SB	CS	OBP	SLG	E
10	Salem-Keizer - A	.245	54	192	30	47	10	1	4	18	3	1	7	14	45	2	3	.318	.370	8
11	Augusta - A	.285	116	431	69	123	30	4	22	87	1	5	14	59	98	4	4	.385	.527	27
12	San Jose - A	.258	134	534	101	138	24	4	*30	100	1	6	10	47	116	8	2	.327	.487	29
13	Richmond - AA	.252	105	385	61	97	23	4	17	58	2	3	5	35	72	2	1	.320	.465	18
14	Fresno - AAA	.298	91	359	67	107	21	3	27	90	0	0	5	30	82	2	0	.360	.599	15
	San Francisco	.192	28	73	8	14	2	0	3	5	0	0	1	3	20	0	0	.234	.342	1
15	Sacramento - AAA	.281	100	402	60	113	25	2	26	80	0	6	4	25	91	4	1	.325	.547	16
	Louisville - AAA	.189	25	95	11	18	4	0	4	7	0	0	3	6	23	1	0	.260	.358	0
	Cincinnati	.219	27	64	6	14	2	0	5	9	0	0	2	6	26	0	0	.306	.484	0
16	Cincinnati	.241	150	552	85	133	31	^6	^33	^103	0	8	6	41	164	6	5	.297	.498	8
17	Cincinnati	.249	157	587	78	146	#37	3	31	99	0	**11	10	39	170	5	3	.301	.480	6
	Major Totals	.241	362	1276	177	307	72	9	72	216	0	19	19	89	380	11	8	.296	.480	15
	Reds Totals	.244	334	1203	169	293	70	9	69	211	0	19	18	86	360	11	8	.299	.489	14
	Minor Totals	.268	625	2398	399	643	137	18	130	440	7	21	48	216	527	23	11	.338	.503	113

* Led Class A, ^ Led or tied all Major League left fielders, # Led National League left fielders, ** Led National League

All-Star Record

Yr	Club, Site	AVG	G	AB	R	H	2B	3B	HR	RBI	SH	SF	HB	BB	SO	SB	CS	OBP	SLG	E
16	NL, San Diego	.000	1	1	1	0	0	0	0	0	0	0	0	1	0	0	0	.500	.000	0



SEBASTIAN ELIZALDE

[@S_Elizalde24](#)

OF
69

Age: 26 Ht.: 6-0 Wt.: 195 Bats: L Throws: R ML Service: 0.000

Born: 11/20/91 Birthplace: Guyamas, MX Resides: Chihuahua, MX

Acquired: Was signed as a minor league free agent, May 7, 2013. Was signed by Tony Arias.

Contract: Signed through the 2018 season and under team control through 2023.

Non-Roster

CAREER HIGHLIGHTS: In 2017 received the Mary E. Barney Award as Louisville's Most Valuable Player...in March 2016 played for Team Mexico in the 2017 World Baseball Classic qualifier...in 2015 was a mid-season Florida State League All-Star and FSL Player of the Week for 6/9-6/15...in 2014 was an MiLB.com Reds Organization All-Star...in 2018 participated in his second Major League spring training camp.

2017 SEASON

- In his first season at Class AAA received the Mary E. Barney Award as Louisville's Most Valuable Player.
- Led the Bats in games (134), at bats (506), hitting (.277), hits (140), triples (6) and multi-hit games (41).
- Ranked among the International League leaders in games (4th), at bats (T2nd), hits (T3rd), triples (T3rd) and intentional walks (5, T1st)...struck out in 12.5% of his plate apps, fifth-lowest in the IL.
- Reached base safely in 103 of his 134 apps and hit safely in 87 games.
- Joined Brandon Dixon as the only 2 players to spend the entire season on the Bats' roster.
- In his first Major League spring training camp hit .276 in 18 apps (4 2b, 5rbi).
- On 12/4 was invited to 2018 Major League spring training camp.
- Played for Culiacan in the Mexican Winter League (67g, .380, 17 2b, 2 3b, 5hr, 36rbi, 16sb).

SEASON HIGHLIGHTS

2016: Spent the season at Class AA Pensacola, where he led the Blue Wahoos with 121 hits...his .297 batting average ranked second in the Southern League and seventh among all Reds minor leaguers...following the season played for Culiacan in Mexican Winter League (54g, .231, 9 2b, 1 3b, 1hr, 22rbi, 3sb)...on 12/9 was invited to 2017 Major League spring training camp, his first...**2015:** At Class A Daytona was a mid-season Florida State League All-Star and FSL Player of the Week for 6/9-6/15...from 4/22-5/6 recorded a 14-game

hitting streak (20-58, .345)...**2014:** In his first season with the Reds was an MiLB.com Organization All-Star... spent the season at Class A Dayton and Bakersfield...ranked among all Reds farmhands in RBI (71, 3rd), HR (16, T4th) and batting average (.289, 7th)...**2010-2013:** Played for Sultanes de Monterrey in the Mexican League...was signed by the Reds in May 2013, then missed most of that minor league season following "Tommy John" surgery on his right elbow.

PERSONAL: Follow on Twitter @S_Elizalde24.

ELIZALDE'S CAREER TRANSACTIONS

- Was signed by the Reds as a minor league free agent, May 7, 2013. Was signed by Tony Arias.
- On AZL Reds' 60-day disabled list following surgery to repair the torn ulnar collateral ligament in his right elbow, June 24-remainder of the season, 2013.
- On Dayton's disabled list with a strained left hamstring, May 1-11, 2014.
- On Pensacola's disabled list with a strained right oblique, May 6-25, 2016.

Career Hitting

Yr	Club	AVG	G	AB	R	H	2B	3B	HR	RBI	SH	SF	HB	BB	SO	SB	CS	OBP	SLG	E
10	Monterrey - MEX	.333	11	3	1	1	0	0	0	0	0	0	0	0	0	0	0	.333	.333	0
11	Monterrey - MEX	.306	26	36	8	11	3	0	1	5	0	2	1	2	6	0	0	.341	.472	1
12	Monterrey - MEX	.276	74	134	25	37	9	4	2	14	1	1	1	15	37	7	3	.351	.448	1
13	Monterrey - MEX	.328	36	116	24	38	5	0	3	10	1	0	1	5	22	5	3	.361	.448	0
14	Dayton - A	.311	55	183	29	57	12	1	7	34	1	2	2	41	48	9	10	.439	.503	4
	Bakersfield - A	.272	66	243	35	66	17	1	9	37	0	2	3	19	44	10	7	.330	.461	3
15	Daytona - A	.253	128	474	58	120	28	5	10	77	0	8	4	39	107	9	1	.310	.397	3
16	Pensacola - AA	.297	111	408	55	121	16	3	5	54	3	7	2	18	61	5	1	.324	.387	3
17	Louisville - AAA	.277	134	506	39	140	15	6	8	60	6	5	7	35	70	4	2	.329	.377	11
	Minor Totals	.278	494	1814	216	504	88	16	39	262	10	24	18	152	330	37	21	.336	.408	24
	Mexican Totals	.301	147	289	58	87	17	4	6	29	2	3	3	22	65	12	6	.353	.450	2

World Baseball Classic Record

Yr	Country	AVG	G	AB	R	H	2B	3B	HR	RBI	SH	SF	HB	BB	SO	SB	CS	OBP	SLG	E
16*	Mexico	.167	3	6	1	1	0	0	0	0	0	0	0	0	0	0	0	.167	.167	0

* March 2016 qualifier for March 2017 tournament



PHILLIP
ERVIN

Twitter @Mr_MagicErvin

OF

27

Age: 25 Ht.: 5-10 Wt.: 207 Bats: R Throws: R ML Service: 0.057

Born: 7/15/92 Birthplace: Mobile, AL Resides: LeRoy, AL

Acquired: Was selected in the first round (27th overall) of the June 2013 first-year player draft. Was signed by Ben Jones.

Contract: Signed through the 2018 season and under team control through 2023.

CAREER HIGHLIGHTS: Was selected by the Reds with the 27th overall pick of the June 2013 first-year player draft...became the first baseball player drafted out of Samford University and the highest draft pick in the school's history in any sport...in 2016 was the Southern League All-Star Game's Top Star and the SL's Batter of the Week for 4/25-5/1...in 2015 was a mid-season Florida State League All-Star, MiLB.com Organization All-Star and Arizona Fall League Rising Star...in 2013 twice was named Pioneer League Player of the Week (6/14-6/20, 7/17-7/22) and was rated the organization's best hitter for average...in January 2017 attended MLB's Rookie Development Program.

SINGLE-SEASON CAREER HIGH STREAKS

Hitting Streak: 7g, 8/30-9/9, 2017; **Hitless Streak:** 9ab, 9/9-9/21, 2017

2017 SEASON

- Spent most of the season at Class AAA Louisville, where he led the team and ranked T4th in the International League in stolen bases (23)...reached base safely in 78 of his 99 apps.
- In his Major League debut made 28 apps and 11 starts during 4 stints for the Reds.
- From 4/21-4/25 made 2 pinch-hit apps and an appearance in RF as a defensive replacement...from 8/1-8/5 was on the roster for 5 days but did not make an appearance...from 8/15-8/22 went 5-for-8 with a double, 2 HR and 6 RBI in 4 apps, including his first career start (RF, 8/17 at Chi)...joined the Reds for the final time on 8/25, when OF Jesse Winker was disabled, and hit .208 in 21 apps and 10 starts the rest of the season.
- For the Reds played LF (5g, 1gs), RF (5g, 3gs) and CF (9g, 7gs).
- After Billy Hamilton suffered a fractured thumb on 9/6, started in the outfield in 3 of the Reds' 4 games (2gs in CF, 1gs in LF) until Jesse Winker came off the DL on 9/12.
- In the second inning of the 12-8 loss on 4/22 vs Cubs made his Major League debut as a pinch hitter and off Jake Arrieta hit into a fielder's choice.
- On 8/16 at Cubs entered the game in RF as part of a double switch and homered off Hector Rondon for his first Major League hit...became the first Reds batter to homer for his first career hit since Juan Encarnacion did it on 9/18/09 vs Fla off Leo Nunez.
- In the 13-10 win on 8/17 at Cubs made his first career start (RF) and hit a 2-run HR in the top of the seventh inning that snapped the 9-9 tie (3-4, 1 2b, 1hr, 4rbi, 1bb, 3r).
- Entered the season rated by *Baseball America* the 18th-best prospect in the organization.

MINOR LEAGUES

2016: In his first full season at Class AA, for Pensacola was the Southern League All-Star Game's Top Star and the SL's Batter of the Week for 4/25-5/1...with 36 stolen bases led all Reds minor league players (36-46, 78%)...among Southern League leaders ranked fourth in walks and stolen bases...homered once every 32.23 at bats, fifth-best ratio in the league...attended his first Major League spring training camp...on 11/18 was added to the Reds' 40-man roster...**2015:** In 126 apps at Class A Daytona and Class AA Pensacola combined to produce 14hr, 71rbi and 34 stolen bases...was a mid-season Florida State League All-Star, MiLB.com Organization All-Star and Arizona Fall League Rising Star...ranked among all Reds minor leaguers in HR (1st), RBI (2nd) and steals (2nd)...played for the Peoria Javelinas in the AFL (18g, .209, 4 2b, 1hr, 13rbi), where he finished third in the league in stolen bases (8)...was AFL Player of the Week for 11/3-11/9 (.333, 1 2b, 1hr, 8rbi, 2sb)...in the 6-5 win vs Mesa on 11/3 produced 3 hits, a grand slam and 6rbi, the most by an AFL player that fall...**2014:** Was rated by MLB.com the seventh-best prospect in the organization...ranked second among all Reds farmhands with 30 steals and ranked fourth in the Midwest League with 34 doubles...**2013:** Was rated the organization's third-best prospect by *Baseball America* and the fourth-best by MLB.com...in *Baseball America's* Best Tools survey was selected as the organization's best hitter for average...**2012:** Following his junior season at Samford University was named Most Valuable Player of the prestigious Cape Cod League.

PERSONAL: Played baseball, football and basketball at LeRoy (AL) High School...majored in sociology at Samford University in Birmingham, AL, where as a junior in 2013 he was a pre-season All-American and pre-season Southern Conference Player of the Year...finished that 2013 season hitting .337 (55g, 14 2b, 11hr, 40rbi, 21sb, 58r), then was selected by the Reds in the draft's first round...follow on Twitter @Mr_MagicErvin.

ERVIN'S CAREER TRANSACTIONS

- Was selected by the Reds in the first round (27th overall) of the June 2013 first-year player draft. Was signed by Ben Jones.
- On Dayton's disabled list with a sprained left wrist, August 14-remainder of the season, 2013.
- On Daytona's disabled list with a strained left hamstring, June 27-July 5, 2015.

CAREER FIELDING

Pos.	Pct.	G	PO	A	E	TC	DP	PB
CF	.955	9	21	0	1	22	0	-
LF	1.000	5	5	0	0	5	0	-
RF	.909	5	10	0	1	11	0	-

Career Hitting

Yr	Club	AVG	G	AB	R	H	2B	3B	HR	RBI	SH	SF	HB	BB	SO	SB	CS	OBP	SLG	E
13	Billings - R	.326	34	129	27	42	9	1	8	29	0	0	3	17	24	12	0	.416	.597	3
	Dayton - A	.349	12	43	7	15	2	0	1	6	0	0	8	10	2	1		.451	.465	0
14	Dayton - A	.237	132	498	68	118	34	7	7	68	0	10	7	46	110	30	5	.305	.376	1
15	Daytona - A	.242	109	405	68	98	18	0	12	63	1	7	9	53	83	30	7	.338	.375	5
	Pensacola - AA	.235	17	51	7	12	3	0	2	8	0	0	2	13	15	4	3	.409	.412	0
16	Pensacola - AA	.239	123	419	71	100	22	3	13	45	0	3	18	65	88	36	10	.362	.399	3
17	Louisville - AAA	.256	99	363	46	93	20	2	7	40	5	0	2	37	83	23	6	.328	.380	5
	Cincinnati	.259	28	58	8	15	2	0	3	10	1	0	1	4	15	4	1	.317	.448	2
	Major Totals	.259	28	58	8	15	2	0	3	10	1	0	1	4	15	4	1	.317	.448	2
	Minor Totals	.251	526	1908	294	478	108	13	50	259	6	20	41	239	413	137	32	.343	.399	17



BRANDON FINNEGAN

@bfenny29

LHP
29

Age: 24 **Ht.:** 5-11 **Wt.:** 212 **Bats:** L **Throws:** L **ML Service:** 2.107

Born: 4/14/93 **Birthplace:** Fort Worth, TX **Resides:** Fort Worth, TX

Acquired: From the Kansas City Royals, along with LHP John Lamb and LHP Cody Reed, in exchange for RHP Johnny Cueto, July 26, 2015.

Contract: Signed through the 2018 season and under team control through 2021.

CAREER HIGHLIGHTS: As Kansas City's top pick in the June 2014 first-year player draft was selected 17th overall... when promoted that September became just the third Royals draft pick to debut in the same season he was selected, joining Bo Jackson (4th round, 1986) and Jeff Granger (1st round, 1993)...is the only player ever to appear in the NCAA College World Series and Major League Baseball's World Series in the same year...made 7 Postseason relief apps during the Royals' run to the 2014 American League championship, including 2 apps in the World Series vs the eventual champion Giants.

STARTING UP

LHP Brandon Finnegan is 1 of only 5 Reds pitchers since 1900 to begin a season with consecutive apps that were **starts of at least 6.0 innings with 3 or fewer hits:**

Dennys Reyes	3 GS	8/2-8/14, 1998
Brandon Finnegan	2 GS	4/6-4/11, 2016
Jeff Austin	2 GS	4/25-5/1, 2003
Steve Avery	2 GS	4/7-4/12, 1999
Gary Nolan	2 GS	5/31-6/5, 1968

Courtesy Elias Sports Bureau

2017 SEASON

- On 4/14 turned just 24 years old but pitched in his fourth Major League season after making his second consecutive Opening Day roster.
- Made 4 starts around a pair of stints on the disabled list, from 4/16-6/25 with a strained left lat/trapezius and from 6/28 through the remainder of the season with a strained teres major...both stints included time on the 60-day DL (5/16-6/25, 7/2-10/1).
- On 7/7 had season-ending surgery to repair a dislocated right shoulder, an injury suffered away from the field.
- Prior to his first disabling made starts of 7.0, 2.+ and 1.0 inning...after 3 rehabilitation starts for Pensacola and Louisville came off the disabled list for a start 6/26 at Wsh...was injured in the fourth inning and 2 days later was disabled for the rest of the year.
- In his first start, a 2-0 win on 4/5 vs Phi in the Reds' second game of the season, allowed only 1 walk and Maikel Franco's first-inning single...became the first Reds pitcher to throw at least 7.0 shutout innings while while allowing no more than 1 hit in his first start of a season since Jerry Arigo in 1967.
- The Reds went 3-1 in his 4 starts.

2016: In his first full Major League season, tied RHP Dan Straily for the staff lead in starts and ranked second to Straily in wins, innings pitched and strikeouts...produced 15 quality starts, second on the staff to Straily's 20 quality starts...in the second half of the season averaged 9.17 strikeouts per 9 innings, the seventh-best ratio among qualifying National League pitchers...was second in the NL walks allowed and fourth in HR allowed...5 times was the victim of blown saves, the most on the staff...in his last 7 starts beginning 8/20 held opponents to a .199 batting average and posted a 1.93 ERA, dropping his season ERA to 3.98 from 4.54...became 1 of only 5 Reds pitchers to begin a season with 2 consecutive starts of at least 6.0 innings with 3 or fewer hits (Gary Nolan 1968, Dennys Reyes 1998, Steve Avery 1999, Jeff Austin 2003)...his career-high 12 strikeouts (6ip) on 8/26 at Ari were the most by a Reds pitcher since Raisel Iglesias had 13 strikeouts on 8/23/15, also vs the Diamondbacks...twice took no-hitters into the seventh inning...on 4/11 at Wrigley Field, in just his sixth career start didn't allow a hit until former Reds catcher David Ross singled with 2 outs in the seventh...on 8/20 vs LAD, didn't allow a hit until Adrian Gonzalez singled to lead off the seventh...started the 16-0 loss on

YOU COMPLETE ME

Brandon Finnegan's 1-0 loss on 5/23/16 at LAD was the first **complete game** by a Reds lefthander since **Lance Davis** beat the Tigers on 7/16/01 at **Cinergy Field**...**Finnegan's CG** snapped a streak in which **25 Reds lefthanders** made **339 regular-season starts** without finishing a game...in that 1-0 loss to the Dodgers, **Clayton Kershaw** also threw a complete game (9ip, 2h, 1bb, 7k).

4/21 vs Cubs in which Jake Arrieta threw his second career no-hitter... his 1-0 loss on 5/23 at LAD was the first complete game by a Reds lefthander since Lance Davis beat the Tigers on 7/16/01 at Cinergy Field...Finnegan's CG snapped a streak in which 25 Reds lefthanders made 339 regular-season starts without finishing a game...in that 1-0 loss to the Dodgers, Clayton Kershaw also threw a complete game (9ip, 2h, 1bb, 7k)...on 8/14 vs StL, during one stretch retired a career-best 13 straight batters...from 7/29-8/9 produced a 13-inning scoreless streak, the longest of his career...recorded his first career hit on 4/6 vs Phi (single off Aaron Nola) and his first career RBI on 4/11 at Chi (RBI-single off Jon Lester).

COMPLETE GAMES (1)							
Date	Opp	IP	H	ER	BB	SO	Result
5/23/16	at LA	8.0	5	1	4	2	L, 1-0

10-STRIKEOUT GAMES (1)	
Date	Strikeouts
8/26/16 at Ari	12

2015: On 7/26 was acquired from the Royals, along with LHP John Lamb and LHP Cody Reed, in exchange for RHP Johnny Cueto...was 1 of 9 rookie pitchers who combined for 110 starts for the Reds, both single-season modern club records...the Reds' season-ending streak of 64 consecutive starts by rookies, beginning 7/29, is a modern Major League record...was promoted from Louisville on 9/8 as 1 of 6 roster additions...made his first 2 apps for the Reds in relief (2.2ip, 0h) before finishing the season with 4 straight starts (4.71era)...on 9/18 at Mil earned the 5-3 win in his first career start...became the ninth rookie pitcher to start for the Reds to establish the new single-season modern franchise record...earned his other win in his final appearance, a 3-1 victory on 10/3 at Pit in the season's 161st game.

2014: After he was selected with the 17th pick overall in the June first-year player draft made 13 minor league apps before he was promoted to the Royals on 9/1...in his Major League debut, on 9/6 at Yankee Stadium, threw 2.0 scoreless innings in a relief appearance that included strikeouts of Jacoby Ellsbury and Derek Jeter...earned his first professional victory in Game 2 of the American League Division Series at Angel Stadium...became the first Royals rookie to win a playoff game and at 21 years, 172 days the youngest Royals pitcher overall to win a Postseason game...became only the fifth pitcher ever to earn his first win in the playoffs, the first since David Price in 2008.

PERSONAL: Earned 3 varsity letters in baseball at Southwest High School in Fort Worth, Texas, where he was All-State as a senior and All-District twice...played 3 years at Texas Christian University, where he went 4-5, 3.47 as a freshman and was honorable mention All-Big 12 as a sophomore (3.14er, 86k in 16g)...in his junior season in 2014, went 9-3, 2.04 to help lead the Horned Frogs to the NCAA College World Series...that year ranked third in Division I with 134 strikeouts and was named All-America by most baseball publications/organizations...entering the 2014 draft was rated by *Baseball America* the 13th-best prospect and was picked 17th...played for the 2013 USA Baseball national collegiate team...his older brother, Jonathan, played baseball at Western Texas College...his father, Gary, played baseball at TCU...follow on Twitter @bfinny29.

FINNEGAN'S CAREER TRANSACTIONS

- Was selected by the Rangers in the 45th round of the June 2011 first-year player draft. Did not sign.
- Was selected by the Royals in the first round (17th overall) of the June 2014 first-year player draft. Was signed by Chad Lee.
- Was acquired by the Reds, along with LHP John Lamb and LHP Cody Reed, in exchange for RHP Johnny Cueto, July 26, 2015.
- On disabled list with a strained left lat/trapezius, April 16-June 25, 2017; was transferred to the 60-day DL, May 16; included rehabilitation stints at Pensacola, June 11-16 and at Louisville, June 21-25.
- On disabled list with a strained teres major, June 28-remainder of the season, 2017; was transferred to the 60-day DL, July 2.

Career Hitting

Yr	Club	AVG	G	AB	R	H	2B	3B	HR	RBI	SH	SF	HB	BB	SO	SB	CS	OBP	SLG	E
14	Kansas City	---	7	0	0	0	0	0	0	0	0	0	0	0	0	0	0	---	---	0
15	KC / Cincinnati	.000	20	4	0	0	0	0	0	0	2	0	0	0	2	0	0	.000	.000	0
16	Cincinnati	.113	33	53	4	6	2	0	0	2	5	0	0	3	18	0	0	.161	.151	1
17	Cincinnati	.000	5	5	0	0	0	0	0	0	1	0	0	0	1	0	0	.000	.000	0
Career Totals		.097	65	62	4	6	2	0	0	2	8	0	0	3	21	0	0	.138	.129	1

SINGLE-SEASON CAREER HIGH STREAKS

Scoreless Streak By Game: 5g, 9/6-9/22, 2014; **Scoreless Streak By Inning:** 13.0, 7/29-8/9, 2016; **Winning Streak:** 4g, 4/28-9/18, 2015; **Losing Streak:** 4g, 4/21-5/9, 2016

Career Pitching

Yr	Club	W-L	ERA	G	GS	CG	SHO	SV	IP	H	R	ER	HR	BB	SO	WP	BK
14	Wilmington - A	0-1	0.60	5	5	0	0	0	15.0	5	1	1	1	2	13	1	0
	Northwest Arkansas - AA	0-3	2.25	8	0	0	0	0	12.0	15	9	3	2	2	13	1	0
	Kansas City	0-1	1.29	7	0	0	0	0	7.0	6	1	1	0	1	10	0	0
15	Northwest Arkansas - AA	0-1	2.77	5	3	0	0	1	13.0	10	9	4	1	12	13	0	0
	Omaha - AAA	0-2	7.07	6	4	0	0	0	14.0	17	12	11	1	7	19	0	0
	Louisville - AAA	0-3	6.23	8	8	0	0	0	30.1	31	22	21	3	17	30	3	0
	Kansas City	3-0	2.96	14	0	0	0	0	24.1	16	8	8	3	13	21	0	0
	Cincinnati	2-2	4.18	6	4	0	0	0	23.2	21	11	11	5	8	24	0	0
16	Cincinnati	10-11	3.98	31	31	1	0	0	172.0	150	86	76	29	84	145	6	2
17	Cincinnati	1-1	4.15	4	4	0	0	0	13.0	9	6	6	1	13	16	1	0
	#Pensacola - AA	0-0	0.00	2	2	0	0	0	7.0	2	0	0	0	1	5	0	0
	#Louisville - AAA	0-0	7.20	1	1	0	0	0	5.0	4	4	4	2	2	5	0	0
	Major Totals	16-15	3.83	62	39	1	0	0	240.0	202	112	102	38	119	216	7	2
	AL Totals	3-1	2.59	21	0	0	0	0	31.1	22	9	9	3	14	31	0	0
	Reds Totals	13-14	4.01	41	39	1	0	0	208.2	180	103	93	35	105	185	7	2
	Minor Totals	0-10	4.11	35	23	0	0	1	96.1	84	57	44	10	43	98	5	0

Injury rehab

Wild Card Record

Yr	Club, Opponent	W-L	ERA	G	GS	CG	SHO	SV	IP	H	R	ER	HR	BB	SO	WP	BK
14	KC vs Oak	0-0	3.86	1	0	0	0	0	2.1	1	1	1	0	1	3	0	0

Division Series Record

Yr	Club, Opponent	W-L	ERA	G	GS	CG	SHO	SV	IP	H	R	ER	HR	BB	SO	WP	BK
14	KC vs LAA	1-0	0.00	2	0	0	0	0	1.2	0	0	0	0	1	0	0	0

League Championship Series Record

Yr	Club, Opponent	W-L	ERA	G	GS	CG	SHO	SV	IP	H	R	ER	HR	BB	SO	WP	BK
14	KC vs Bal	0-0	27.00	2	0	0	0	0	0.1	3	1	1	0	1	0	0	0

World Series Record

Yr	Club, Opponent	W-L	ERA	G	GS	CG	SHO	SV	IP	H	R	ER	HR	BB	SO	WP	BK
14	KC vs SF	0-1	27.00	2	0	0	0	0	1.2	5	5	5	0	2	1	0	0


**DYLAN
FLORO**
RHP
77

Age: 27 Ht.: 6-2 Wt.: 205 Bats: L Throws: R ML Service: 0.056

Born: 12/27/90 Birthplace: Merced, CA Resides: Merced, CA

Acquired: Was signed by the Reds to a minor league contract with an invitation to 2018 Major League spring training camp, December 24, 2017.

Contract: Signed through the 2018 season and under team control through 2023.

Non-Roster

CAREER HIGHLIGHTS: In 2016 was an International League All-Star...at Class AA Montgomery in 2014 led all minor league pitchers with 178.2 innings pitched...in 2013 was a Midwest League and MiLB.com Organization All-Star and the Rays' Minor League Pitcher of the Year after leading their system with a 1.77 ERA...was named his league's Pitcher of the Week 3 times in 2014 and once in 2015.

2017 SEASON

- Made 2 starts and 34 relief apps for 3 teams in 2 organizations, including 3 relief apps for the Cubs.
- On 1/11 was designated for assignment by the Rays...on 1/17 was claimed off waivers by the Cubs...after clearing waivers again, on 2/3 was outrighted to Class AAA Iowa and spent most of the season there.
- Made 3 apps during 5 stints with the Cubs (5/8-5/9, 5/21, 6/5, 6/22-6/24, 7/7-7/12)...pitched on 5/9 at Col, 5/21 vs Mil and 7/9 vs Pit.
- On 8/4 was claimed off waivers by the Dodgers...on 8/18 was designated for assignment and 4 days later was outrighted to Okalahoma City, where he spent the rest of the season.
- Became a free agent following the season and on 12/24 was signed by the Reds to a minor league contract with an invitation to 2018 Major League spring training camp.

SINGLE-SEASON CAREER HIGH STREAKS

Scoreless Streak By Game: 2g (2x), 7/9-7/16, 2016 & 8/10-8/14, 2016; **Scoreless Streak By Inning:** 4.0, 7/9-7/18, 2016; **Winning Streak:** None; **Losing Streak:** None

2016: At Class AAA Durham was an International League All-Star...in his Major League debut made 12 relief apps for the Rays...was promoted on 7/6 and made his first career appearance the next day in a 5-1 loss vs the Angels (1.1ip, 3h, 1er, 0bb, 2k)...3 times threw at least 2.0 innings...finished the season on Durham's disabled list with a strained right forearm.

MINOR LEAGUES

2014: At Class AA Montgomery led all minor league pitchers in innings pitched while leading the Southern League in starts, complete games and shutouts...ranked second in the SL in fewest walks per 9 innings (1.21)...walked fewer than 2 batters in 24 of his 28 starts...**2013:** At Class A Bowling Green was a Midwest League and MiLB.com Organization All-Star and the Rays' Minor League Pitcher of the Year after leading their system with a 1.77 ERA...was the MWL's Pitcher of the Week 3 times.

PERSONAL: Graduated from Buhach Colony High School in Atwater, CA...while at Cal State-Fullerton in 2012 was named Big West Conference Pitcher of the Year.

FLORO'S CAREER TRANSACTIONS

- Was selected by the Rays in the 20th round of the June 2009 first-year player draft. Did not sign.
- Was selected by the Rays in the 13th round of the June 2012 first-year player draft. Was signed by Brian Morrison.
- On Durham's disabled list with a strained right forearm, August 17-remainder of the season, 2015.
- On Durham's disabled list with a strained right forearm, August 26-remainder of the season, 2016.
- Was claimed off waivers by the Cubs, January 17, 2017.
- Was claimed off waivers by the Dodgers, August 4, 2017.
- Was signed by the Reds to a minor league contract with an invitation to 2018 Major League spring training camp, December 24, 2017.

Career Pitching

Yr	Club	W-L	ERA	G	GS	CG	SHO	SV	IP	H	R	ER	HR	BB	SO	WP	BK
12	Hudson Valley - A	4-1	2.40	18	0	0	0	2	30.0	26	11	8	0	4	21	2	0
13	Bowling Green - A	9-2	1.81	19	19	0	0	0	109.1	103	34	22	4	19	85	9	0
	Charlotte - A	2-0	1.61	4	4	2	1	0	28.0	20	5	5	0	2	14	2	0
14	Montgomery - AA	11-13	3.48	28	*28	*3	*2	0	^178.2	209	80	69	4	24	112	11	2
15	Durham - AAA	9-12	5.02	25	22	1	0	0	132.2	160	78	74	10	21	81	3	1
16	Tampa Bay	0-1	4.20	12	0	0	0	0	15.0	23	8	7	0	5	14	2	0
	Durham - AAA	1-2	2.88	32	0	0	0	0	7.0	50.0	53	21	16	6	9	40	1
17	Chicago (NL)	0-0	6.52	3	0	0	0	0	9.2	15	7	7	2	2	6	0	0
	Iowa - AAA	3-2	3.88	25	2	0	0	1	48.2	54	28	21	9	8	26	0	0
	Oklahoma City - AAA	0-1	5.56	8	0	0	0	1	11.1	18	8	7	0	3	12	1	0
Major League Totals		0-1	5.11	15	0	0	0	0	24.2	38	15	14	2	7	20	2	0
AL Totals		0-1	4.20	12	0	0	0	0	15.0	23	8	7	0	5	14	2	0
NL Totals		0-0	6.52	3	0	0	0	0	9.2	15	7	7	2	2	6	0	0
Minor League Totals		39-33	3.39	159	75	6	3	11	588.2	643	265	222	33	90	391	29	3

* Led Southern League, ^ Led all minor league pitchers

Career Hitting

Yr	Club	AVG	G	AB	R	H	2B	3B	HR	RBI	SH	SF	HB	BB	SO	SB	CS	OBP	SLG	E
17	Chicago (NL)	.000	3	4	0	0	0	0	0	0	0	0	0	0	2	0	0	.000	.000	0



AMIR GARRETT

@Amir_Garrett

LHP

50

Age: 25 **Ht.:** 6-5 **Wt.:** 228 **Bats:** R **Throws:** L **ML Service:** 0.099

Born: 5/3/92 **Birthplace:** Victorville, CA **Resides:** Las Vegas, NV

Acquired: Was selected in the 22nd round of the June 2011 first-year player draft. Was signed by Clark Crist.

Contract: Signed through the 2018 season and under team control through 2023.

CAREER HIGHLIGHTS: Following the 2015 and 2016 seasons was the organization's Minor League Pitcher of the Year...in 3 straight seasons from 2014-2016 was an MiLB.com Organization All-Star...in 2016 also was a mid-season Southern League All-Star...in 2015 also was the Florida State League's Co-Pitcher of the Year and the Reds' Pitching Prospect of the Year as named by MLB Pipeline...was the winning pitcher for the U.S. team in the 2015 SiriusXM Radio All-Star Futures Game at Cin's Great American Ball Park...also pitched for the U.S squad in the 2016 SiriusXM Radio All-Star Futures Game at SD's Petco Park...was the Reds' Minor League Pitcher of the Month for June 2014...in January 2017 participated in MLB's Rookie Development Program...in 2018 participated in his fourth Major League spring training camp.

SINGLE-SEASON CAREER HIGH STREAKS

Scoreless Streak By Game: 1g, 4/7/17 at StL; **Scoreless Streak By Inning:** 12.0, 4/7-4/12, 2017; **Winning Streak:** 2g, 4/17-4/12, 2017; **Losing Streak:** 6g, 5/18-9/14, 2017

2017 SEASON

- In his Major League debut, during 3 stints with the Reds made his first 14 apps as a starter (3-8, 7.49) and his last 2 apps in relief.
- His 6 quality starts ranked fifth on the staff (Scott Feldman 9, Luis Castillo 8, Homer Bailey 7, Tim Adleman 7).
- As 1 of 7 rookies on the Opening Day Roster, started the Reds' fourth game of the season and went 3-2, 4.25 with 5 quality apps in 6 starts before he was optioned to Louisville on 5/7 preceding scheduled team off days on 5/10 and 5/15...made 1 start for the Bats, on 5/12 vs Charlotte in which he retired all 6 batters by strikeout (29 pitches, 20 strikes), before he returned to the Reds for starts on 5/18 at Cubs and 5/23 vs Cle...went 0-1, 13.00 (9ip, 13er) in those 2 starts before he was disabled with right hip inflammation.
- In his second stint with the Reds, from 5/18-6/20 went 0-4, 12.49 in a 6-start stretch interrupted by the stint on the 10-day disabled list (5/25-6/3)...after he came off the DL went 0-3, 12.15 in 4 starts until he was optioned back to Louisville on 6/23, when RHP Luis Castillo was promoted to start that night's game at Wsh.
- After that 6/23 option, spent the rest of the minor league season with the Bats until he was promoted again on 9/5...after his September callup made 2 starts (9ip, 8er) before finishing the season with 2 relief apps.
- Began his Major League career with 12 scoreless innings over his first 2 starts before allowing a 2-run HR to David Freese in the seventh inning on 4/12 at Pit...Garrett's 12-inning scoreless streak tied Billy Rhines (1890) for second-longest to begin a Reds career...in 1970, Wayne Simpson began his Reds career with 15 scoreless innings.
- In his 2-0 win on 4/7 at StL (6ip, 2h, 2bb, 4k) became only the fourth Reds pitcher since 1900 to throw at least 6.0 scoreless innings in his Major League debut, joining Bob Spade (9ip vs NYG on 9/22/1907), Chief Johnson (7ip vs StL on 4/16/1913) and Wayne Simpson (9ip vs LA on 5/9/1970).
- In that 4/7 debut recorded his first career strikeout (Kolten Wong) while becoming the first Reds pitcher to beat the Cardinals in his first career appearance since Keith Brown on 8/25/1988.
- His 12 strikeouts in the 2-0 loss on 4/19 vs Bal tied the modern franchise record for strikeouts in a game by a rookie lefthanded pitcher (Dennys Reyes, 8/20/1998 at Pit)...the staff's 16 strikeouts that night vs the Orioles fell 1 shy of the modern single-game club record for 9 innings...RHP Gary Nolan still holds the modern club record for strikeouts in a game by a rookie (15, 6/7/1967 vs SF).
- On 5/23 vs Cle, in his eighth start, produced an RBI-double off Carlos Carrasco for his first career hit and RBI.
- On 6/9 at LAD left after 6 batters when he was hit on the left hand by an Austin Barnes line drive...x-rays were negative, and he didn't miss a start.
- Became the first player from the Reds' Class A Daytona franchise to appear in a Major League game.
- Entered the season rated by *Baseball America* the organization's third-best prospect and by MLB Pipeline.com the 66th-best prospect in baseball.

MINOR LEAGUES

2016: In his first action above Class A, for the second straight season was the organization's Minor League Pitcher of the Year and for the third straight year was an MiLB.com Organization All-Star...also was a mid-season Southern League All-Star...at Class AA Pensacola and Class AAA Louisville, in 23 starts and 2 relief apps combined to finish 7-8, 2.55 with 132 strikeouts and just 99 hits allowed in 144.2 innings...led all Reds minor league pitchers in ERA and ranked fourth in strikeouts (132)...began the season at Pensacola...when he was promoted to Louisville on 6/17 was leading all Class AA and Class AAA pitchers in opponents' batting average (.184)...for the second straight season pitched for Team USA in the mid-summer SiriusXM Radio All-Star Futures Game...in the 11-3 loss at SD's Petco Park, threw hitless second and third innings but was denied the win when the World Team took the lead in the eighth inning and then scored 7 runs in the ninth...following the season was rated by MLB.com the second-best prospect in the organization and by *Baseball America* both the 16th-best prospect in the International League and 11th-best Southern League prospect...entered the season rated by *Baseball America* the organization's best athlete and third-best prospect overall...**2015:** Following a full season at Class A Daytona was the organization's Minor League Pitcher of the Year, the Florida State League's Co-Pitcher of the Year and the Reds' Pitching Prospect of the Year as named by MLB Pipeline...shared the FSL's Pitcher of the Year Award with Charlotte's Jacob Faria...among all Reds minor leaguers ranked second in ERA and fourth in strikeouts...ranked among the FSL leaders in ERA (2nd), strikeouts (2nd), starts (T3rd), opponents' BA (.230, 3rd), WHIP (1.123, 5th) and wins (T5th)...among FSL starting pitchers ranked first in strikeouts per 9ip (8.53) and fourth in fewest baserunners per 9ip (11.29)...in his 13 starts after the All-Star break went 7-2, 1.79 while holding opponents to a .216ba...in a 3-0 win over Clearwater in the opening round of the FSL playoffs allowed just 1 single over 7.0 scoreless innings while producing a career-high 12 strikeouts without a walk...gave up a 2-out single in the seventh inning to Rhys Hoskins...was the winning pitcher for the U.S. team in the SiriusXM Radio All-Star Futures Game...entered the season rated by *Baseball America* the organization's best athlete and seventh-best prospect overall...was a non-roster invitee to Major League spring training camp...**2014:** Spent the season at Class A Dayton, where among all Reds minor leaguers he ranked seventh in ERA (3.65) and fifth in strikeouts (127)...led the Midwest League in shutouts (2) while ranking T1st in complete games (2) and T3rd in starts (27)...was the organization's Pitcher of the Month for June (5gs, 2-0, 2.70, 1sho, 26.2ip, 19h, 4bb, 24k)...on 11/20 was added to the 40-man roster...**2013:** Entered the season rated by MLB.com the organization's 15th-best prospect.

10-STRIKEOUT GAMES (1)	
Date	Strikeouts
4/19/17 vs Bal *	12
* Third career appearance	

2018 REDS

PERSONAL: Graduated from Findlay Prep High School in Henderson, Nevada...played basketball at St. John's University, where as a sophomore he helped lead the Red Storm to the second round of the National Invitation Tournament...transferred to Cal State-Northridge in 2013 to play for coach Reggie Theus...has 10 siblings...follow on Twitter @Amir_Garrett.

GARRETT'S CAREER TRANSACTIONS

- Was selected by the Reds in the 22nd round of the June 2011 first-year player draft. Was signed by Clark Crist.
- On disabled list with inflammation in his right hip, May 25-June 3, 2017.

Career Pitching

Yr	Club	W-L	ERA	G	GS	CG	SHO	SV	IP	H	R	ER	HR	BB	SO	WP	BK
12	AZL Reds - R	0-2	5.79	7	5	0	0	0	14.0	14	14	9	1	12	13	4	0
	Billings - R	0-0	0.00	2	2	0	0	0	6.0	4	0	0	0	1	5	0	0
13	Billings - R	1-1	2.66	5	5	0	0	0	23.2	22	12	7	0	10	17	2	1
	Dayton - A	1-3	6.88	8	8	0	0	0	34.0	40	26	26	4	16	15	8	0
14	Dayton - A	7-8	3.65	27	27	*2	*2	0	133.1	115	65	54	11	51	127	8	2
15	Daytona - A	9-7	2.44	26	26	1	1	0	140.1	117	50	38	4	55	133	9	1
16	Pensacola - AA	5-3	1.75	13	12	0	0	0	77.0	51	20	15	0	28	78	7	0
	Louisville - AAA	2-5	3.46	12	11	0	0	0	67.2	48	30	26	6	31	54	2	0
17	Cincinnati	3-8	7.39	16	14	0	0	0	70.2	74	60	58	23	40	63	1	0
	Louisville - AAA	2-4	5.72	14	14	1	1	0	67.2	79	50	43	7	24	61	5	1
Major Totals		3-8	7.39	16	14	0	0	0	70.2	74	60	58	23	40	63	1	0
Minor Totals		27-33	3.48	114	110	4	4	0	563.2	490	267	218	33	228	503	45	5

* Led Midwest League

Career Hitting

Yr	Club	AVG	G	AB	R	H	2B	3B	HR	RBI	SH	SF	HB	BB	SO	SB	CS	OBP	SLG	E
17	Cincinnati	.053	16	19	1	1	1	0	0	1	4	0	0	0	6	0	0	.053	.105	2

Only career hit, double and RBI on 5/23/17 vs Cle (RBI-double off Carlos Carrasco)



SCOOTER GENNETT

@Sgennett2

2B

3

Age: 27 **Ht.:** 5-10 **Wt.:** 185 **Bats:** L **Throws:** R **ML Service:** 4.071

Born: 5/1/90 **Birthplace:** Cincinnati, OH **Resides:** Parrish, FL

Acquired: Was claimed off waivers from the Brewers, March 28, 2017.

Contract: Following the 2017 season was eligible for arbitration for the second time. Is under team control through 2019.

CAREER HIGHLIGHTS: Is the only player in Major League history to produce in the same game 5 hits, 4 HR and 10 RBI (6/6/17 for Cin vs StL)...is the only player in history to produce *in the same season* (2017) 4 grand slams and a 4-homer game...joins Lou Gehrig as the only players in Major League history to produce *in any season* 4 grand slams and a 4-homer game...Gehrig had a 4-homer game in 1932 and 4 grand slams in 1934...in 2017 led the Major Leagues with a single-season franchise record 4 grand slams...following his 4-homer game for the Reds on 6/6/17 vs StL received his first National League Player of the Week Award...was a mid- and post-season All-Star in 2010 (Midwest League), 2011 (Florida State League) and 2012 (Southern League)...in 2011 and 2012 was a Brewers MiLB.com Organization All-Star...in 2012 participated in the SiriusXM All-Star Futures Game in KC...was the Southern League's Player of the Week for 4/16-4/22...was Brewers Player of the Month for August 2013 and June 2016 and that organization's Minor League Player of the Month for April 2013...has 2 career ejections (4/10/15 vs Pit by HP umpire Mike Estabrook, 9/10/17 at NYM by HP umpire Shane Livensparger).

2017 SEASON

- Was claimed off waivers from the Brewers on 3/28, the day before the Reds left spring training.
- By 7/23 already had established new career highs in HR and RBI...also established career highs in games, runs, hits, total bases, slugging percentage and OPS.
- In his 108 starts hit .301 (22 2b, 2 3b, 25hr, 90rbi).
- Beginning 7/19 started at second base in 57 of the Reds' last 69 games of the season.
- His 97 RBI ranked T13th in the National League and were the most by any player in the Major Leagues with as few as 461 at bats...his AB-per-RBI ratio was 4.8, the best on the team, but needed 5 more plate apps to qualify among the leaders.
- While batting as a second baseman ranked second in the National League in both HR (20) and RBI (72)...Wsh's Daniel Murphy led NL second basemen with 23 HR and 93 RBI.
- Played 2B (99g, 87gs), 3B (10g, 8gs), LF (9g, 6gs), RF (6g, 4gs), DH (3gs) and P (1g, 8/14 at Cubs)...entered the 2017 season with 1 career appearance in the outfield (RF, 7/8/14 for Mil vs Phi).

FIRST-YEAR REDS

Listed below are the highest **home run** totals by players in their **first seasons** with the Reds.

Greg Vaughn, 1999	45	Ron Gant, 1995	29
Ken Griffey Jr., 2000	40	S. Gennett, 2017	27
Frank Robinson, 1956 ...	38	Ryan Ludwick, 2012 ..	26
Gus Bell, 1953	30	Gene Freese, 1961 ...	26

SHOW BAT

In the 13-1 win on **6/6/17 vs StL**, **Scooter Gennett** became the **first player** in Major League history to produce in a game **5 hits, 4 HR and 10 RBI**...homered off **Adam Wainwright** (grand slam), **John Gant** (2-run, solo) and **John Brebbia** (2-run)...established club single-game records for **HR (4)** and **total bases (17)** and tied the franchise record for **RBI (10, Walker Cooper, 7/6/1949 vs Cubs)**... became the **17th player** in Major League history to produce **4 home runs** in a game, the first since Tex' **Josh Hamilton** on **5/6/2012 at Bal** and the first in the National League since LA's **Sean Green** on **5/23/2002 at Mil**... became the sixth player in history to homer in **4 straight plate apps** in the same game (**Lou Gehrig, Rocky Colavito, Mike Schmidt, Mike Cameron, Carlos Delgado** last on **9/25/2003 for Tor vs TB**).

PLAYERS WITH 4 HOME RUNS IN A GAME (18)

Bobby Lowe	Joe Adcock	Mike Cameron
Ed Delehanty	Rocky Colavito	Sean Green
Lou Gehrig	Willie Mays	Carlos Delgado
Chuck Klein	Mike Schmidt	Josh Hamilton
Pat Seerey	Bob Horner	* Scooter Gennett
Gil Hodges	Mark Whiten	** J.D. Martinez

* 6/6/17 vs StL, ** 9/4/17 at LAD

RARE FEATS IN MAJOR LEAGUE BASEBALL

4 Home Runs In A Game	18
Perfect Games	23
500 Career Home Runs	27
3,000 Career Hits	30
4 Strikeouts In An Inning, Pitcher	84
Individual No-Hitters	296

- Led the Major Leagues with a single-season franchise record 4 grand slams (6/6 off StL's Adam Wainwright, 8/10 off SD's Brad Hand, 8/19 off Atl's Jim Johnson, 9/22 off Bos' Rick Porcello)...the previous club record was 3 grand slams in a season, accomplished by 6 players and most recently by Devin Mesoraco in 2014.
- Is the only player in Major League history to produce in the same game 5 hits, 4 HR and 10 RBI (6/6 vs StL) and the only player in history to produce in the same season 3 or more grand slams and a 4-homer game.
- Joined Lou Gehrig as the only players in Major League history to produce in any season 4 grand slams and a 4-homer game...Gehrig had a 4-homer game in 1932 and 4 grand slams in 1934.
- Following his 4-homer game on 6/6 vs StL was named National League Player of the Week for the first time in his career...in that 13-1 win became the first player in Major League history to produce in a game 5 hits, 4 HR and 10 RBI and only the 17th player to hit 4 HR in a game...produced an RBI-single, grand slam, 2-run HR, solo HR and 2-run HR...Ari's J.D. Martinez on 9/4 at LAD became the 18th player to hit 4 HR in a game.
- Gennett and Wsh's Anthony Rendon (4/30 vs NYM) were the only players to produce 10 RBI in a game... the 2017 season was the first since 1920, when RBI became an official statistic, in which more than 1 player had a 10-RBI game.
- On 6/5 vs StL, the day before his historic 4-homer game, ended a season-high 0-for-19 skid with a 2-run double off Kevin Siegrist that led to a 4-2 win vs the Cardinals.
- In the ninth inning on Opening Day vs Phi, produced a 2-run HR off Jeanmar Gomez...was the first home run on Opening Day by a Reds player not in the starting lineup since Mark Sweeney's pinch-hit HR off Mark Gardner in the Giants' 11-8 win on 4/5/99 at Cinergy Field.
- In 23 June apps hit .302 with 9 HR and 24 RBI...led the team in RBI and tied Joey Votto for the team lead in HR...were the highest HR and RBI totals for any calendar month in his career...his previous monthly highs were 4 HR (4 times) and 14 RBI (June & September 2016).
- In the eighth inning of the 15-5 loss at Cubs made the only pitching appearance of his career (1ip, 2h, 2er, 1bb, 1hbp, 0k, 1hr)...walked his first batter (Jason Heyward), then allowed a 2-run HR to Javier Baez... joined Babe Ruth (1921) as the only players in Major League history to hit their 20th homers and pitch in the same game.
- Beginning 9/16 hit safely in each of his last 13 starts (.283)...that stretch included an 11-game hitting streak from 9/16-9/28 that tied his career high.
- On 4/8 at StL, in his second start of the season, made his only appearance batting leadoff...also hit second (22gs), cleanup (14gs), fifth (45gs), sixth (12gs), seventh (12gs) and eighth (2gs).
- On 9/10 at NYM was ejected by HP umpire Shane Livensparger for arguing balls and strikes...was his second career ejection (4/10/15 vs Pit by HP umpire Mike Estabrook).
- Was the Reds' nominee for the prestigious Roberto Clemente Award.
- Wore uniform number 4...prior to the 2018 season switched to number 3.

GRAND SLAMS

In 2017, **Scooter Gennett** hit 4 **grand slams** to establish a new single-season club record (6/6 off StL's **Adam Wainwright**, 8/10 off SD's **Brad Hand**, 8/19 off Atl's **Jim Johnson**, 9/22 off Bos' **Rick Porcello**)...the 6 other players below shared the previous franchise record for grand slams in a season with 3.

Scooter Gennett (4)	2017	Ray Knight	(3)	1980	
Devin Mesoraco	(3)	2014	Lee May	(3)	1970
Chris Sabo	(3)	1993	F. Robinson	(3) ...	1962
Eric Davis	(3)	1987			

2016: In 136 apps established career highs in runs, hits, HR and RBI, all eclipsed in 2017, and in walks and stolen bases...made 121 of his 122 starts at 2B, the other at DH...on Opening Day vs SF hit his first career HR off a lefthanded pitcher (Madison Bumgarner)...joined Rickie Weeks (2011) as the only second basemen in Brewers history with 3 homers in the club's first 5 games...was Brewers Player of the Month for June (24g, .322, 3hr, 14rbi, .390obp, .478slg).

2015: For the Brewers made all 93 of his starts at 2B...began the season in Mil and hit .154 in 21 apps before he was optioned to Class AAA Colorado Springs...hit .307 in 17 minor league apps before he returned to the Brewers on 6/11...hit .287 the rest of the season for Mil...in the eighth inning of his first appearance after that recall, on 6/11 vs Wsh, produced a game-winning RBI-single.

2014: In his first full Major League season hit .289 in 137 apps...made all 110 of his starts at 2B...made his first career Opening Day roster...produced his first career grand slam (6/25 vs Wsh off Stephen Strasburg) and second career pinch-hit HR (6/26 vs Col off Tommy Kahnle).

2013: In his Major League debut hit .324 over 69 apps during 4 stints with the Brewers (6/3-6/26, 7/30, 7/31-8/6, 8/9-end of season)...made all 56 of his starts at 2B...beginning 8/5 hit .358 over his last 48 apps, the highest average in the National League in that span...was the club's Player of the Month for August after leading the Major Leagues in batting average (.423, 4hr, 9rbi)...on 6/3 vs Oak made his Major League debut and grounded out as a pinch hitter...on 6/5 vs Oak recorded his first career hit, a single off Jesse Chavez...on

6/14 at Cin hit his first career home run (solo off Bronson Arroyo)... while at Class AAA Nashville was named the organization's Minor League Player of the Month for April (.403, 5bi, 4sb)...entered the season rated by *Baseball America* the eighth-best prospect in the Brewers' organization.

MINOR LEAGUES

2012: At Class AA Huntsville was a mid- and post-season Southern League All-Star...led the SL in at bats while ranking second in hits, fourth in doubles and sixth in batting average...was the league's Player of the Week for 4/16-4/22 (.448, 3hr, 10bi)...participated in the SiriusXM All-Star Futures Game in KC...during spring training, on 3/25 at KC, hit for the cycle after he was promoted from minor league camp for that day's split-squad doubleheader...on 11/20 was added to the 40-man roster...**2011:** At Class A Brevard County was a mid- and post-season Florida State League All-Star...following the season played for Peoria in the prestigious Arizona Fall League (22g, .411, 2hr, 14bi)...**2011:** At Class A Wisconsin was a mid- and post-season Midwest League All-Star...among the MWL's leaders ranked T5th in doubles and seventh in batting average.

PERSONAL: Given name is Ryan Joseph...first used the nickname "Scooter" as an alias to a police officer after his mother took him to the station for a scare because he would not put on his seat belt...was born in Cincinnati and lived in nearby Lebanon until he was 9 years old, when his family moved to Sarasota, Florida...graduated from Sarasota High School...participated in the 2008 Aflac All-American High School Baseball Classic at Dodger Stadium...committed to play baseball at Florida State University before signing with the Brewers...his father, Joe, was an associate scout for the Astros...his great-grandfather, also Joe, was a professional boxer and helped build the Pennsylvania Railroad...supports Open Arms For Children, a charity whose mission is to provide a loving residential environment that serves emotional, physical and developmental needs of orphaned, abandoned and disadvantaged children in the Eastern Cape of South Africa...follow on Twitter @Sgennett2.

GRAND SLAMS (5)

Date	Pitcher
9/22/17 for Cin vs Bos	Rick Porcello
8/19/17 for Cin at Atl	Jim Johnson
8/10/17 for Cin vs SD	Brad Hand
6/6/17 for Cin vs StL	Adam Wainwright
6/25/14 for Mil vs Wsh ...	Stephen Strasburg

MULTI-HOMER GAMES (2)

Date	Pitchers
6/6/17 vs StL (4*) ..	Wainwright, Gant 2, Brebbia
8/13/13 at Tex (2)	Alexi Ogando

* Single-game club record, 17th player in MLB history

PINCH-HIT HOME RUNS (3)

Date	Pitcher
7/4/17 for Cin at Col	Adam Ottavino
6/26/14 for Mil vs Col	Tommy Kahnle
9/6/13 for Mil at Cubs	Pedro Strop

GENNETT'S CAREER TRANSACTIONS

- Was selected by the Brewers in the 16th round of the June 2009 first-year player draft. Was signed by Tim McIlvaine.
- On disabled list with a left hand laceration, April 21-May 4, 2015; included a rehabilitation assignment at Wisconsin, May 1-4.
- On disabled list with tightness in his right oblique, April 28-May 11, 2016; included a rehabilitation assignment at Brevard County, May 10-11.
- Was claimed off waivers by the Reds, March 28, 2017.

CAREER FIELDING

Pos.	Pct.	G	PO	A	E	TC	DP	PB
P	----	*1	0	0	0	0	0	-
2B	.980	512	852	1234	42	2128	284	-
3B	.895	10	4	13	2	19	1	-
LF	1.000	9	13	0	0	13	0	-
RF	1.000	7	11	0	0	11	0	-

* Only career pitching appearance on 8/14/17 at Cubs

Career Hitting

Yr	Club	AVG	G	AB	R	H	2B	3B	HR	RBI	SH	SF	HB	BB	SO	SB	CS	OBP	SLG	E
10	Wisconsin - A	.309	118	482	87	149	39	4	9	55	3	4	5	31	91	14	4	.354	.463	25
11	Brevard County - A	.300	134	*556	74	*167	20	6	9	51	8	6	4	27	69	11	10	.334	.406	22
12	Huntsville - AA	.293	133	*533	66	156	30	2	5	44	6	3	3	28	71	11	5	.330	.385	19
13	Nashville - AAA	.280	79	321	44	90	10	5	3	22	3	2	2	21	59	10	5	.327	.371	4
	Milwaukee	.324	69	213	29	69	11	2	6	21	5	1	1	10	42	2	1	.356	.479	5
14	Milwaukee	.289	137	440	55	127	31	3	9	54	8	4	0	22	67	6	3	.320	.434	9
15	#Wisconsin - A	.308	4	13	1	4	2	0	0	1	0	1	0	1	0	1	0	.333	.462	3
	Colo. Springs - AAA	.307	17	75	12	23	7	1	2	11	0	0	0	4	10	0	1	.342	.507	3
	Milwaukee	.264	114	375	42	99	18	4	6	29	0	0	4	12	68	1	3	.294	.381	7
16	#Brevard County - A	.333	2	6	1	2	0	0	0	0	0	0	0	1	2	0	1	.429	.333	0
	Milwaukee	.263	136	498	58	131	30	1	14	56	1	2	2	38	114	8	1	.317	.412	14
17	Cincinnati	.295	141	461	80	136	22	3	27	97	0	2	4	30	114	3	2	.342	.531	9
	Major Totals	.283	597	1987	264	562	112	13	62	257	14	9	11	112	405	20	10	.323	.446	44
	Reds Totals	.295	141	461	80	136	22	3	27	97	0	2	4	30	114	3	2	.342	.531	9
	Minor Totals	.298	487	1986	285	591	108	18	28	184	20	16	14	113	302	47	26	.337	.412	76

Injury rehab, * Led league, In 2017 led the Major Leagues with a club-record 4 grand slams

Career Pitching

Yr	Club	W-L	ERA	G	GS	CG	SHO	SV	IP	H	R	ER	HR	BB	SO	WP	BK
17	Cincinnati	0-0	18.00	1	0	0	0	0	1.0	2	2	2	1	1	0	0	0

Only career pitching appearance on 8/14/17 at Cubs (15-5 loss)

SINGLE-SEASON CAREER HIGH STREAKS

Hitting Streak: 11g (2x), 7/22-8/1, 2016 & 9/16-9/28, 2017; **Hitless Streak:** 21ab, 5/10-6/11, 2015



PHIL GOSSELIN

@PGosselin15

INF

46

Age: 29 **Ht.:** 6-1 **Wt.:** 200 **Bats:** R **Throws:** R **ML Service:** 3.006

Born: 10/3/88 **Birthplace:** West Chester, PA **Resides:** Malvern, PA

Acquired: Was signed to a minor league contract with an invitation to 2018 Major League spring training camp, December 21, 2017.

Contract: Signed through the 2018 season and under team control through 2020.

Non-Roster

CAREER HIGHLIGHTS: One of baseball's most versatile players, in his Major League career has played 1B (7g, 4gs), 2B (96g, 61gs), 3B (29g, 19gs), SS (11g, 5gs), LF (6g, 3gs) and RF (1g)...while with the Diamondbacks in 2016 led all Major League pinch hitters in hits (20) and plate apps (83), both single-season franchise records...in 2014 was Class AAA Gwinnett's Most Valuable Player, an International League All-Star and IL Player of the Week for 7/8-7/14...in 2010 was Rookie Rome's Most Valuable Player.

INSIDE-THE-PARK HR (1)

Date	Pitcher
10/1/15 for Ari vs Col	Justin Miller

PINCH-HIT HOME RUNS (1)

Date	Pitcher
8/7/16 for Ari vs Mil	Michael Blazek

2017 SEASON

- Played for 4 teams in 2 organizations...made 40 apps for the Pirates & Rangers and 73 apps for their Class AAA affiliates in Indianapolis & Round Rock.
- On 2/10 was traded from the Diamondbacks to the Pirates...on 8/12 was claimed off waivers by the Rangers.
- Made his 12 apps for the Rangers over 3 stints (8/19-8/20, 8/22-8/25, 9/5-end of season).
- Following the season became a free agent...on 12/21 was signed by the Reds to a minor league contract with an invitation to 2018 Major League spring training camp.

2016: Led all Major League pinch hitters in hits (20) and plate apps (83), both Diamondbacks single-season franchise records...overall as a pinch hitter batted .260 (20-77, 6rbi, 4bb).

2015: Appeared in 44 games for the Braves and Diamondbacks and in 14 minor league games while on rehab for a fractured left thumb suffered on 5/17 at Mia...while on Atl's disabled list was traded to Ari.

2014: Was Class AAA Gwinnett's Most Valuable Player, an International League All-Star and IL Player of the Week for 7/8-7/14...also made 46 apps for the Braves...on 8/15 produced his first Major League home run (off Jesse Chavez).

2013: Spent most of the season at Class AA Mississippi and Class AAA Gwinnett but in his Major League debut made 4 apps for the Braves...made his first career appearance on 8/16 vs Wsh as a defensive replacement at 2B...recorded his first career hit on 8/18 vs Wsh, an infield single off Gio Gonzalez.

MINOR LEAGUES

2010: Joined Rookie Rome after the June draft and earned team Most Valuable Player honors.

PERSONAL: In 2007 graduated from Malvern (PA) High School...attended the University of Virginia, where in 2009 he set a school record for hits in a season (100)...as a junior at UVA was first-team All-ACC and third-team All-America...follow on Twitter @PGosselin15.

SINGLE-SEASON CAREER HIGH STREAKS

Hitting Streak: 5g (3x), Last: 4/13-4/18, 2016; **Hitless Streak:** 10ab, 5/1-5/4, 2016

GOSSELIN'S CAREER TRANSACTIONS

- Was selected by the Braves in the fifth round of the June 2010 first-year player draft.
- On Lynchburg's disabled list, August 22-remainder of the season, 2011.
- Was acquired by the Diamondbacks in exchange for RHP Bronson Arroyo and minor league RHP Touki Toussaint, June 20, 2015.
- On Atlanta's disabled list with a fractured left thumb, May 18-August 30, 2015; following the June 20 trade was transferred to Arizona's 60-day DL, July 23; included rehabilitation assignments at AZL Diamondbacks, August 10-16; at Visalia, August 17-23; and at Reno, August 24-28.
- Was acquired by the Pirates in exchange for minor league RHP Frank Duncan, February 10, 2017.
- Was claimed off waivers by the Rangers, August 12, 2017.
- Was signed by the Reds to a minor league contract with an invitation to 2018 Major League spring training camp, December 21, 2017.

CAREER FIELDING

Pos.	Pct.	G	PO	A	E	TC	DP	PB
1B	1.000	7	47	7	0	54	3	-
2B	.977	96	108	143	6	257	35	-
3B	.956	29	9	34	2	45	4	-
SS	1.000	11	8	17	0	25	4	-
LF	1.000	6	9	0	0	9	0	-
RF	----	1	0	0	0	0	0	-

Career Hitting

Yr	Club	AVG	G	AB	R	H	2B	3B	HR	RBI	SH	SF	HB	BB	SO	SB	CS	OBP	SLG	E
10	Rome - A	.294	57	214	26	63	9	3	2	24	1	1	3	25	51	7	3	.374	.393	6
	Myrtle Beach - A	.154	6	26	2	4	1	1	0	0	0	0	0	7	0	0	0	.154	.269	3
11	Lynchburg - A	.264	115	424	60	112	24	6	6	63	9	9	5	37	76	6	2	.324	.392	17
12	Mississippi - AA	.242	128	484	55	117	23	3	3	46	4	4	9	46	90	12	4	.317	.320	15
13	Mississippi - AA	.243	59	218	27	53	10	1	1	23	4	3	4	12	31	5	1	.291	.312	5
	Atlanta	.333	4	6	2	2	0	0	0	0	0	0	1	2	0	0	0	.429	.333	0
	Gwinnett - AAA	.266	58	207	17	55	4	1	2	15	7	1	1	12	38	1	0	.308	.324	8
14	Gwinnett - AAA	.344	96	378	58	130	29	5	5	31	6	1	3	19	62	6	1	.379	.487	15
	Atlanta	.266	46	128	17	34	4	0	1	3	1	0	2	5	27	2	2	.304	.320	3
15	Atlanta	.325	20	40	2	13	4	0	0	2	0	0	2	5	2	0	0	.357	.425	2
	#AZL D-backs - R	.286	4	14	3	4	1	0	2	4	0	0	0	0	0	0	0	.286	.786	0
	#Visalia - A	.318	5	22	3	7	0	0	0	2	0	0	0	1	5	0	0	.348	.318	0
	#Reno - AAA	.333	5	21	4	7	4	0	0	5	0	0	0	1	2	0	0	.364	.524	1
	Arizona	.303	24	66	17	20	5	1	3	13	0	1	2	7	11	0	1	.382	.545	1
16	Arizona	.277	122	220	26	61	12	1	2	13	2	2	1	15	46	3	0	.324	.368	0
17	Pittsburgh	.150	28	40	3	6	1	0	0	2	0	0	0	2	9	0	1	.190	.175	2
	Indianapolis - AAA	.266	63	241	27	64	10	2	1	26	1	2	0	14	46	3	2	.304	.336	3
	Round Rock - AAA	.219	10	32	3	7	1	0	0	3	0	0	0	2	9	0	0	.265	.250	0
	Texas	.125	12	8	0	1	1	0	0	0	0	0	0	0	3	0	0	.125	.250	0
	Major Totals	.270	256	508	67	137	27	2	6	33	3	3	5	32	103	7	4	.318	.366	8
	NL Totals	.272	244	500	67	136	26	2	6	33	3	3	5	32	100	7	4	.320	.368	8
	AL Totals	.125	12	8	0	1	1	0	0	0	0	0	0	0	3	0	0	.125	.250	0
	Minor Totals	.273	606	2281	285	623	116	22	22	242	32	21	25	169	417	40	13	.327	.372	73

Injury rehab



BILLY HAMILTON

@BillyHamilton

CF

6

Age: 27 **Ht.:** 6-0 **Wt.:** 160 **Bats:** S **Throws:** R **ML Service:** 4.028

Born: 9/9/90 **Birthplace:** Taylorsville, MS **Resides:** Cincinnati, OH

Acquired: Was selected by the Reds in the second round of the June 2009 first-year player draft. Was signed by Tyler Jennings.

Contract: Signed a 1-year contract through the 2018 season, avoiding arbitration, January 12, 2018. Under team control through 2019.

CAREER HIGHLIGHTS: In each of the last 4 seasons (2014-2017) was a finalist for but did not win the Rawlings Gold Glove Awards for center fielders...following the 2017 season was rated by field managers the best baserunner in the National League...since his Major League debut on 9/3/13 leads all players in stolen bases...in each of the 2015 and 2016 seasons was leading the majors in stolen bases when he suffered season-ending injuries in September, finishing second each year (to Mia's Dee Gordon in 2015, to Mil's Jonathan Villar in 2016)...in 2017, finished second by 1 steal (to Gordon) after missing 13 games in September with a fractured thumb...is the first Major League player with at least 56 stolen bases in each of 4 consecutive seasons since Jose Reyes did it from 2005-2008 (60, 64, 78, 56) and only the second Reds player to do it...Joe Morgan did it 5 straight years from 1972-1976 (58, 67, 58, 67, 60)...Vince Coleman is the last Major League player to produce at least 56 stolen bases in at least 5 consecutive seasons (6 years, 1985-1990; 110, 107, 109, 81, 65, 77)...Hamilton (4 times), Morgan (5) and Bob Bescher (3, 1910-1912) are the only Reds players ever to produce at least 56 steals in any 3 seasons and the only Reds with at least 50 stolen bases in 4 straight years (Bescher 1909-1912, Morgan 1972-1976, Hamilton 2014-2017)...in 2014 finished second in the Baseball Writers' Association of America's National League Rookie of the Year Award voting and was a finalist for both the Players Choice Award as the NL's Outstanding Rookie and the Rawlings Gold Glove Award...in each of the 2013 and 2014 seasons led National League rookies in stolen bases...is the only National Leaguer and just the second player in baseball history, since the existing stolen base rule was established in 1898, to lead his league's rookies in stolen bases in consecutive seasons (Cie's Von Hayes, 8sb in 1981 & 32sb in 1982)...over 4 straight seasons from 2010-2013 led 5 different leagues in stolen bases (Pioneer, Midwest, California & Southern, International)...in each of the 2011 and 2012 seasons led all professional players in stolen bases (103 in 2011, 155 in 2012)...in 2012 established a professional baseball single-season record with 155 stolen bases, was the California League's Most Valuable Player, a *Baseball America* Minor League All-Star, a Southern League All-Star, a Topps Class A All-Star and *Baseball Digest's* Minor League Player of the Year...in 2013 was an International League All-Star and was rated the IL's fastest baserunner, best baserunner and most exciting player...in each of the 2012 and 2013 seasons participated in the SiriusXM All-Star Futures Game...played in the 2013 Triple-A All-Star Game in Reno...is the only player win the Sheldon "Chief" Bender Award as the Reds' Minor League Player of the Year twice (2011, 2012)...was named to the 2012 AFL's Top Prospects Team...in 2011 was a Midwest League All-Star...in 2010 was a Pioneer League, *Baseball America* Rookie and Topps Short-Season/Rookie All-Star...in September 2017 missed 13 games in September with a broken left thumb, missed the last 27 games of the 2016 season because of a strained left oblique, missed the last 17 games in 2015 with a right shoulder injury and missed the last 4 games of 2014 with a concussion...was ejected once in his career, on 8/3/17 at Pit by HP umpire Todd Tichenor for arguing balls the strikes.

SPRINT SPEED

According to **Statcast**, in 2017 **Billy Hamilton's** "Sprint Speed" of **30.1 feet per second** was the **second-fastest of any player in the majors**:

Batter	Team	Age	Feet/Second
Byron Buxton	Min	24	30.2
Billy Hamilton	Cin	27	30.1
Bradley Zimmer	Cle	25	29.9
Dee Gordon	Mia	29	29.7
Amed Rosario	NYM	22	29.7

Sprint Speed is Statcast's foot speed metric, defined as "feet per second in a player's fastest 1-second window"...the Major League average on a "max effort" play is 27 feet per second, and the max effort range is roughly from 23 feet per second (poor) to 30 feet per second (elite)...a player must have at least 10 max effort runs to qualify for the leaderboard shown above.

SINGLE-SEASON CAREER HIGH STREAKS

Hitting Streak: 12g, 6/10-6/24, 2014; **Hitless Streak:** 20ab, 6/19-6/24, 2017

2017 SEASON

- Established new career highs in runs, hits, triples, walks and stolen bases.
- Ranked among the National League leaders in triples (2nd), steals (2nd) and hardest to GDP (116.4ab, 4th).
- For the fourth consecutive season was a finalist for but did not win the Rawlings Gold Glove Award for CF...his 13 outfield assists were second in the Major Leagues to teammate Adam Duvall's 15 assists...per Statcast, his three 5-Star Catches ranked T10th among all players... from 5/3-8/20 produced a 93-game errorless streak.
- Following the season was rated by field managers the fastest and best baserunner in the National League...per Statcast, his home-to-second-on-a-double time of 7.19 seconds on 5/6 vs SF was the fastest of any player all season in that category.
- With 59 stolen bases ranked second in the Major Leagues (Mia's Dee Gordon, 60sb)...was trying to become the first Reds player to lead the National League since Bobby Tolan in 1970...Bob Bescher (1909-1912) and Lonny Frey (1940) are the only other Reds players to lead the league in steals.
- His chase for the stolen base crown was hampered in September, when from 9/7-9/21 he missed 13 games with a fractured left thumb suffered on a bunt attempt in the first inning of the 7-1 win on 9/6 vs Mil.
- When he broke his thumb led the Major Leagues with 58 stolen bases...Mia's Dee Gordon had 49 steals at the time of Hamilton's injury, 55 steals when Hamilton came off the disabled list and then took over the lead in the second-to-last game of the season with his 59th and 60th stolen bases...in each of the 2015 and 2016 seasons Hamilton was leading the Major Leagues in stolen bases when he suffered season-ending injuries in September, finishing second in the majors each year.
- Stole 2 bases in a game 9 times and a season-high 3 bases in a game 3 more times.
- Since his debut on 9/3/13 leads all Major League players in stolen bases with 243, sixth on the Reds' all-time list since 1898...Reds Hall of Famer Eric Davis is fifth at 270.
- In the first inning, with 32 runs scored tied Col's Charlie Blackmon for second in the Major Leagues to Mia's Dee Gordon (37) and led the majors with 24 stolen bases while hitting .307 with a .348 on-base percentage.
- Ranked second on the club with 37 multi-hit games (Joey Votto, 51 multi-hit games).
- From 4/26-5/30 reached base safely via hit, walk or HBP in 28 of his 29 apps (37-127, .291, 4 2b, 3 3b, 1hr, 14rbi, 18sb, .343obp), including a career-high streak of 23 consecutive games reaching safely from 4/26-5/23.
- His career-high 11 triples were the most by a Reds batter since Mariano Duncan had 11 in 1990.
- Hit .259 vs RHP and .219 vs LHP.
- In the bottom of the 10th inning of the 4-3 win vs Pit on 5/1 produced his second career walkoff hit, an RBI-double of Daniel Hudson.
- His 3-run HR off Pit's Jameson Taillon in the 7-2 win on 5/3 snapped his homerless streak at 319 at bats dating back to a solo HR off Chi's Jon Lester on 6/28/16... when snapped was the third-longest active streak in the Major Leagues (Tex' Pete Kozma, 536ab; Mia's Adeiny Hechavarria, 407ab).
- In the fifth inning of the 4-2 win on 5/4 vs Pit produced his 200th career stolen base in his 424th appearance, the fourth-fewest number of games to reach 200 steals by any Major League player since 1900 (Vince Coleman 280, Tim Raines 361, Rickey Henderson 366).

YOUR STOLEN BASE LEADER

Since his Major League debut on 9/3/13, **Billy Hamilton** leads all players in steals:

Player	SB	CS	Pct.
Billy Hamilton	243	53	82.1
Dee Gordon	216	62	77.7
Jose Altuve	160	42	79.2
Starling Marte	134	39	77.5
Rajai Davis	131	34	79.4

CAREER STOLEN BASES, FIRST 5 SEASONS

Vince Coleman	472	1985-1989
Rickey Henderson	427	1979-1983
Bob Bescher	282	1908-1912
Kenny Lofton	252	1991-1995
Tim Raines	246	1979-1983
Billy Hamilton	243	2013-2017

STOLEN BASES, REDS SINGLE SEASON

1. Arlie Latham	87	1891
2. Bob Bescher	81	1911
3. Eric Davis	80	1986
4. Dave Collins	79	1980
5. Dusty Miller	76	1896
6. Bob Bescher	70	1910
7. Bob Bescher	67	1912
Joe Morgan	67	1973
Joe Morgan	67	1975
10. Arlie Latham	66	1892
11. Joe Morgan	60	1976
12. Billy Hamilton	59	2017
Arlie Latham	59	1894
14. Billy Hamilton	58	2016
Joe Morgan	58	1974
16. Billy Hamilton	57	2015
Bobby Tolan	57	1970
18. Billy Hamilton	56	2014
Deion Sanders	56	1997
20. Bid McPhee	55	1890

Since 1869, Courtesy Elias Sports Bureau

STOLEN BASES, REDS CAREER

1. Joe Morgan	406
2. Barry Larkin	379
3. Dave Concepcion	321
4. Bob Bescher	320
5. Eric Davis	270
6. Billy Hamilton	243

Since 1869, Courtesy Elias Sports Bureau

FEWEST GAMES TO 200 STOLEN BASES, SINCE 1900

Vince Coleman	280 games	1985-1986
Tim Raines	361 games	1979-1983
Rickey Henderson	366 games	1979-1982
Billy Hamilton	* 424 games	2013-2017

* Hamilton recorded his 200th steal on 5/4/17 vs Pit
Courtesy Elias Sports Bureau

... when snapped was the third-longest active streak in the Major Leagues (Tex' Pete Kozma, 536ab; Mia's Adeiny Hechavarria, 407ab).

- From 4/30-5/11 scored at least 1 run in 11 consecutive apps...was the longest streak by a Reds batter since Bip Roberts scored a run in 11 consecutive apps in 1992 and the longest in the Major Leagues since Adrian Beltre of the Rangers scored a run in 12 straight games from 8/25-9/6, 2016.
- In the 13-3 win on 5/5 vs SF, became the first Reds player to produce in a game 3 hits, 1 triple, 2 RBI, 2 walks, 4 runs and 2 steals (since RBI became a statistic in 1920)...was the first Major Leaguer to do it since Bos' John Valentin on 6/13/1995 at Tor.
- On 5/5 and 5/6 vs SF went 6-for-10 (1 2b, 2 3b, 4rbi, 2bb, 3sb, 6r)...became only the third Reds player since 1900 to record 3 stolen bases and 6 runs scored over 2 games (Joe Morgan in 1976, Miller Huggins in 1905).
- From 5/5-5/7 vs SF tripled in 3 straight apps, the first Reds batter with triples in 3 consecutive games since Deion Sanders did it from 4/23-4/26, 1997...no Reds batter ever has tripled in 4 straight apps.
- Hit his 4 home runs on 5/3 vs Pit off Jameson Taillon, 6/27 vs Mil off Junior Guerra, 8/1 at Pit off Taillon and 9/4 vs Mil off Josh Hader...the homer off Guerra was the second leadoff HR of his career...the solo HR off Hader in the 5-4 win was the first walkoff HR of his career and third career walkoff hit.
- On 8/3 at Pit was ejected by HP umpire Todd Tichenor for arguing balls the strikes, the first of his career.

CONSECUTIVE GAMES, RUN SCORED BY REDS BATTERS

Ted Kluszewski.....	17	8/27 - 9/13, 1954
Mike Donlin.....	13	7/14 - 7/26, 1903
Chick Hafey.....	12	7/24 - 8/3, 1934
Pat Duncan.....	12	4/19 - 5/1, 1923
Billy Hamilton.....	* 11	4/30 - 5/11, 2017
Bip Roberts.....	11	9/15 - 9/27, 1992
Pete Rose.....	11	4/28 - 5/8, 1965
Many others.....	11	-

* Hit .347 (17-49, 9sb, 407obp), Reds went 9-2 Since 1900, Courtesy Elias Sports Bureau

SPEED KILLS

According to **Statcast**, in 2016 **Billy Hamilton** recorded the fastest times running the bases of any player in the Major Leagues:

Distance.....	Time (Secs).....	Date	MLB Avg.
Home To First.....	3.61.....	6/27 vs Cubs	4.58
Home To Third.....	10.45.....	8/13 vs Mil	12.01
First To Third	5.24.....	5/7 vs Mil	7.92

HISTORIC

In each of his **3 straight apps** from **8/7-8/9, 2016**, **Billy Hamilton** produced at least **2 stolen bases** to tie the modern club record for consecutive games with more than 1 stolen base (**list below**)...since 1900, only 3 Major League players recorded multiple steals in **4 consecutive games**: Hou's **Jose Altuve** (8sb, 6/26-6/29, 2014), Cle's **Ray Chapman** (9sb, 1917) & **Bill Dahlen** of the **Giants** (10sb, 1904).

Player	G	SB	Dates
Billy Hamilton	3	9	8/7-8/9, 2016
Deion Sanders	3	7	5/20-5/22, 1995
Hans Lobert	3	6	9/17-9/19, 1908
Jake Beckley	3	6	7/5-7/6, 1903

Courtesy Elias Sports Bureau

2016: Missed the last 27 games of the season because of a strained left oblique suffered in his last appearance, on 9/4 vs StL...on 9/16 went on the 15-day disabled list...for the third straight season was a finalist for but did not win the Rawlings Gold Glove Award...among the National League leaders ranked second in stolen bases, T2nd in sacrifice bunts (11) and T7th in outfield assists (9)...among all center fielders ranked 13th in the Major Leagues and seventh in the NL in putouts...ranked fifth in the majors and third in the NL in assists by CF...in 45 apps after the All-Star break hit .293 (36sb, .369obp)...hit .333 in the first inning (.413obp) and .299 leading off any inning (.352obp)...hit .221 as a righthanded batter (2hr, 6rbi) and .275 as a lefthanded batter (1hr, 11rbi)...for the second straight season was leading the Major Leagues in stolen bases when he suffered a season-ending injury...through his last appearance of the season led the Major Leagues with a career-high 58 steals (58-66, 88%), 7 more than Mil's Jonathan Villar...finished the season ranked second in the majors behind Villar (62-80, 78%), who on 9/24 vs the Reds took over the lead with his 59th SB...his 14 multi-steal games were a single-season career high and the most by a Reds player since Eric Davis produced a modern franchise record 20 multi-steal games in 1986...stole 2 bases in a game 7 times, stole 3 bases in a game 6 times and recorded a

season-high 4 stolen bases on 8/7 at Pit...from 8/7-8/9 recorded at least 2 stolen bases in 3 straight apps, tying the modern franchise record for consecutive games with more than 1 steal shared by Deion Sanders (1995), Hans Lobert (1908) and Jake Beckley (1903)...missed the series from 5/13-5/15 at Phi while on the bereavement list...was in Mississippi attending the funeral of 3-year-old nephew K.C. Cole...from 6/10-6/16 was on the 7-day concussion disabled list...hit .329 in his 20 apps prior to the concussion, suffered on a head first slide on 6/8 vs StL...after he came off the DL, in his last 22 apps prior to the All-Star break hit .169...left the game on 6/29 vs Cubs in the first inning per head injury protocol after he was hit on the left cheek by Anthony Rizzo's inside-the-park HR, nearly colliding with Adam Duvall...was cleared to play the next night at Wsh...on 5/1 at Pit made his first career start batting second in the order...on 7/17 vs Mil recorded his 150th career stolen base in his 356th game.

2015: For the second consecutive season was a finalist for but did not win the Rawlings Gold Glove Award...established club records for fewest errors (0) and highest fielding percentage by an outfielder (100%, 281tc, 8 assists)...led National League outfielders in fielding percentage and tied LAA's Mike Trout and NYY's Jacoby Ellsbury for the Major League lead in fielding percentage by a center fielder...was voted by managers the third-best defensive outfielder in the NL...led the club in sacrifice bunts (9)...hit .241 batting righthanded and .220 batting lefthanded...on 9/29 had season-ending arthroscopic surgery to repair the torn posterior labrum and to debride fraying in his right shoulder...was disabled with the shoulder injury twice, from 8/19-9/7 and then from 9/24 through the end of the season...suffered the injury vs KC on 8/18 while diving for a ball and then over 6 starts between stints on the DL aggravated the injury while making throws from the outfield...made his last start of the season on 9/14 at SF and his last appearance on 9/16 as a pinch runner...through his last appearance led the Major Leagues with a career-high 57 stolen bases (57-65, 88%), 6 more than Mia's Dee Gordon...finished the season ranked second in the majors in steals behind Gordon (58-78, 74%), who on the second-to-last day of the season took over the lead with his 58th and final stolen base...Hamilton's 44 stolen bases prior to the All-Star break were the most ever by a Red...became the first Reds batter with at least 1 stolen base in each of his first 4 apps of a season since Hall of Famer Barry Larkin began the 1988 season with a steal in each of his first 6g (7sb)...in the 11-inning, 2-1 loss on 6/14 at Chi tied the club record with 5 stolen bases (Ryan Freel, 7/27/05 at LAD)...his fifth steal was the 100th of his career in his 219th appearance, the fastest to that mark since Vince Coleman swiped his 100th career base in his 135th career game in 1985...his 19 stolen bases in June were the most by a Red in any calendar month since Deion Sanders had 19 steals in April 1997...also in June became the first player with a pair of 4-steal games in a calendar month (5sb on 6/14 at Cubs, 4sb on 6/29 vs Min) since NYY's Tony Womack and WSox' Scott Podsednik did it in May 2005...now has 3 career apps with at least 4 stolen bases (4sb on 9/8/13 at Hou, 4sb on 6/29/15 vs Min, 5sb on 6/14/15 at Chi), joining Ichiro Suzuki (Sea 2, NYY 1) as the only Major Leaguers active in 2015 with as many as 3 career apps of at least 4 steals...on 5/17 vs SF batted eighth for the first time in his career...prior to 5/17 made 171 of his 172 career starts batting leadoff...from 5/17 until he was injured on 8/18 made 58 of his 70 starts batting ninth in the order but, after coming off the disabled list, from 9/9-9/14 led off in 5 of his 6 starts...beginning 5/17 also batted leadoff 7 times, seventh in the order once (7/22/day vs Cubs) and eighth 4 times...on 6/2 at Phi produced a suicide squeeze bunt that scored Zack Cozart.

RUN, BILLY, RUN

In the 11-inning, 2-1 loss on 6/14/15 at Chi, **Billy Hamilton** tied the single-game club record with **5 stolen bases (Ryan Freel, 7/27/05 at LAD)**...his fifth steal was the **100th** of his career in his **219th** appearance, the fastest to that mark since **Vince Coleman** swiped his **100th career base** in his **135th career game** in 1985.

BBWAA'S 2014 NL ROOKIE OF THE YEAR AWARD VOTING

Player	Club	1st	2nd	3rd	Pts
Jacob deGrom	Mets	26	4		142
Billy Hamilton	Reds	4	23	3	92
Kolten Wong	Cardinals		1	11	14
Ken Giles	Phillies		2	2	8
Ender Inciarte	Diamondbacks			4	4
Joe Panik	Giants			3	3
Travis d'Arnaud	Mets			2	2
Jeury's Familia	Mets			2	2
Kyle Kendrick	Cubs			2	2
Chase Anderson	Diamondbacks			1	1

2014: After making his first Opening Day roster finished second in the Baseball Writers' Association of America's National League Rookie of the Year Award voting...also was a finalist for both the Players Choice Award as the NL's Outstanding Rookie and the Rawlings Gold Glove Award...was rated by managers the best and fastest baserunner in the NL...became 1 of only 5 Major League rookies since 1900 ever to produce at least 141 hits, 25 doubles, 8 triples, 72 runs and 56 stolen bases in a season (Ichiro Suzuki 2001, Tony Womack 1997, Juan Samuel 1984, Benny Kauff 1914)...led National League rookies in RBI, multi-hit games, runs, hits, total bases, doubles, stolen bases and extra-base hits...overall ranked among the NL

rookie leaders in 15 statistical categories...among all NL players ranked second in steals while leading all NL center fielders in assists (10) and fielding percentage (.994)...his 152 apps were the most by a Reds rookie since Johnny Bench appeared in 154g in 1988...led the team in triples and stolen bases and tied for the club lead in doubles...his 56 steals were a single-season franchise record for a rookie, the most by a Major League rookie since Ichiro Suzuki had 56 in 2001 and the most by any Reds batter since Deion Sanders had 56 in 1997...Bob Beschler held the club rookie steals record since 1909 (54) and still holds the Reds' all-time record for stolen bases in a season (81, 1911)...was NL Rookie of the Month for June (27g, .327, 3hr, 18rbi, 14sb, 18r)...grounded into just 1 double play, a club record for batters with 150 apps or more (2, Drew Stubbs, 2011)...made all 136 of his starts batting leadoff and playing CF...missed the last 4g of the season with a concussion suffered while making a catch over the outfield wall on 9/24 vs Mil...beginning 4/15, after a 6-for-43 start, hit .260 the rest of the season...hit .246 vs RHP (5hr) and .264 vs LHP (1hr)...his 38 stolen bases were the most ever by a Reds rookie prior to the All-Star Game, the most by any Reds player prior to the ASG since Deion Sanders had 41 steals in 1997 and most by any rookie at the ASG break since 1986 (John Cangelosi, 39sb)...on 6/17 at Pit produced his second career 3 hit/3 stolen base game to become the first rookie in Reds history with 2 such games (also, 9/18/13 at Hou)...Chris Sabo (1988) and Hughie Critz (1924) were the only other Reds rookies with 3 hits and 3 steals in a game...over the last 2 seasons, Sea's James Jones is the only other rookie to produce 3 hits and 3 stolen bases in a game...from 6/10-6/24 hit .375

(2hr, 11rbi, 6sb) during a career-high 12-game hitting streak, the third-longest by a rookie in the National League in 2014... when snapped was the second-longest active streak in the Major Leagues...in the fifth inning of the 3-2 win on 4/29 vs Cubs hit his first career HR (solo off Jeff Samardzija) to tie the game at 2-2...from 5/2-5/10 missed 7 starts with sprained knuckles on his left hand, injuries suffered on 5/1 vs Mil while making a diving catch...in the 15-inning, 4-3 win on 5/19 at Wsh made a game-saving catch on Anthony Rendon's line drive with 2 outs in the bottom of the 14th, stranding the winning run on third base...on 6/14 and 6/15 at Mil homered in consecutive plate apps off Will Smith and Marco Estrada... the homer off Estrada was his first career leadoff HR and the only leadoff HR hit by the Reds all season...on 6/24 at Cubs, led off the seventh inning with a single to break up Jake Arrieta's perfect game and extend his career-high hitting streak to 12g...in the nightcap on 7/8 vs Cubs produced his first career walkoff hit, an RBI-single off Hector Rondon for a 6-5 win...in the 12-inning, 3-1 loss on 8/22 vs Atl had both Reds hits, including an RBI-single with 2 outs in the eighth inning that broke up Mike Minor's no-hit bid...on 8/27 vs Cubs became the ninth player in club history to produce 50 steals in a season...on 8/31 at Pit recorded his 54th stolen base, tying Bescher's club record for steals in a season by a rookie...broke the mark with his 55th steal in the next game, on 9/2 at Bal...earned his spot on the Opening Day roster after hitting safely in 12 of his 18 spring training apps, reaching base safely via hit or walk in 15 of his 18g and leading the club in runs (14) and stolen bases (9)...entered the season rated the second-best prospect in the organization, behind only RHP Robert Stephenson, and the fastest baserunner and best athlete.

ALL-TIME APPEARANCES, REDS ROOKIES

P. Rose, 1963..... 157	J. Greengrass, 1953... 154
W. Williams, 1944..... 155	B. Haas, 1942..... 154
J. Bench, 1968..... 154	S. Bohne, 1921..... 153
P. Duncan, 1920..... 154	B. Hamilton, 2014..... 152
	F. Robinson, 1956..... 152

50 STEALS...

Listed below are the **9 players** in Reds history since 1900 to record at least **50 stolen bases** in a season... **Billy Hamilton's 56 steals** in 2014 were a single-season franchise record for a rookie, the most by a Major League rookie since **Ichiro Suzuki** had 56 in 2001 and the most by any Reds batter since **Deion Sanders** had 56 in 1997...**Bob Bescher** held the club rookie steals record (54, 1909) and still holds the Reds' modern record for stolen bases in a season (81, 1911).

Bob Bescher..... 1909-12	Dave Collins..... 1980
Dode Paskert..... 1910	Eric Davis..... 1986-87
Bobby Tolan..... 1970	Barry Larkin..... 1995
Joe Morgan..... 1972-76	Deion Sanders..... 1997

Billy Hamilton...2014-17

BASEBALL AMERICA'S 2012 MINOR LEAGUE ALL-STARS

- C..... Gary Sanchez, NYY
- 1B... Jonathan Singleton, Hou
- 2B.. Delino DeShields Jr., Hou
- 3B..... Mike Olt, Tex
- SS..... Jurickson Profar, Tex
- CF..... Adam Eaton, Ari
- OF..... Wil Myers, TB
- OF..... Oscar Taveras, StL
- DH..... Billy Hamilton, Cin**
- SP..... Trevor Bauer, Cle
- SP..... Dylan Bundy, Bal
- SP..... Tony Cingrani, Cin**
- SP..... Jose Fernandez, Mia
- SP..... Dan Straily, Oak
- RP..... Carter Capps, Sea

2013: The organization's top prospect spent most of the season at Louisville but made 13 apps and 3 starts for the Reds as a September callup...in his Major League debut hit .368 with 13 stolen bases in 14 attempts...was on the Reds' Wild Card playoff roster but did not appear in the 6-2 loss at Pit...after his promotion on 9/2 led the Major Leagues in steals (13-for-14, Eric Young Jr. 2nd with 12sb)...on 9/25 vs NYM was caught stealing for the first time, in his 14th attempt (P Daisuke Matsuzaka, C Juan Centeno)...became the first Reds player to begin his career with at least 13 consecutive successful stolen base attempts since Barry Larkin went 15-for-15 over the 1986-87 seasons...entered 7g as a pinch runner...scored 2 game-winning runs (9/3 vs StL, 9/7 vs LAD), a game-tying run (9/20 at Pit) and an extra-inning go-ahead run (9/18 at Hou)...is the only player in modern Major League history to record a stolen base in each of his first 4 career apps...NYY's Fritz Maisel (1913), StL's Ray Lankford (1990) and NYM's Pat Howell (1992) each had a steal in their first 3 apps...Hamilton also is the only player in the live ball era to record 2 stolen bases and 2 runs scored in his first 2 career apps without recording a plate appearance...made his Major League debut on 9/3 vs StL, pinch ran in the seventh inning and scored the game's only run on Todd Frazier's double...in his second appearance, on 9/4 vs StL pinch ran in the 14th inning, stole second off RHP Edward Mujica and C Yadier Molina and scored the tying run in the 16-inning,

5-4 loss...hit safely in all 3 of his starts (7-14, .500, 2 2b, 1rbi, 6sb, 4r)...in the 13-inning, 6-5 win on 9/18 at Hou made his first career start, played CF and batted ninth (3-4, 1 2b, 1rbi, 2bb, 4sb, 2r)...produced the first hits and RBI of his career and his first multi-steal game...is the only player in the live ball era (since 1920) to have 4 stolen bases in his first career start...became the first Reds baserunner with 4 steals in a game since Felipe Lopez had 4 on 5/10/06 vs Wsh...fell 1 shy of Ryan Freel's single-game club record (5sb, 7/27/05 at LAD)...became only the second Red and eighth player in Major League history to reach base safely 5 times in his first career start, accomplished most recently by teammate Jay Bruce on 5/27/08 vs Pit...in his first plate appearance of his first start doubled off RHP Brad Peacock and scored on Shin-Soo Choo's single...was 1 of 7 Reds players to make Major League debuts (OF Derrick Robinson, RHP Justin Freeman, OF Donald Lutz, IF Neftali Soto, RHP Curtis Partch, RHP Nick Christiani)...on 9/2 was promoted from Louisville, where he was an International League All-Star in voting of general managers, managers, coaches, broadcasters and beat writers...also was named by managers as the fastest baserunner, best baserunner and most exciting player in the

SINGLE-SEASON STOLEN BASE RECORD

Player	Team	Year	Steals
Billy Hamilton	Bak/Pns	2012	155
Vince Coleman	Macon	1983	145
Donnell Nixon	Bakersfield	1983	144
James Johnston	San Francisco	1913	124
Jeff Stone	Spartanburg	1981	123
Oak's Rickey Henderson holds modern ML record (130sb, 1982)			

IL...led the organization and all Class AAA batters with 75 stolen bases, the IL's highest total since Otis Nixon of Columbus had a league-record 94 steals in 1983...ranked second overall in the minors behind Class AA Birmingham's Micah Johnson, who had 84 stolen bases...ranked third in the IL in runs scored (75)...hit a pair of leadoff HR (5/10 vs Buffalo, 6/16 at Norfolk) and an inside-the-park HR (6/3 at Toledo)...participated in the Sirius XM All-Star Futures Game at NY's Citi Field and the Triple-A All-Star Game in Reno...entered the season rated by *Baseball America* the best prospect, fastest baserunner and best athlete in the organization...played for Santurce in the Puerto Rican Winter League (17g, .227, 3 2b, 1 3b, 4rbi, 11sb, 2cs)...was invited to 2013 Major League spring training camp, his first...played outfield for the first time in his professional career.

WALKOFF HOME RUNS (1)

Date (Inning)	Pitcher
9/4/17 vs Mil (9)	Josh Hader

LEADOFF HOME RUNS (1)

Date	Pitcher
6/27/17 vs Mil	Junior Guerra
6/15/14 at Mil	Marco Estrada

MINOR LEAGUES

2012: For the second straight season received the Sheldon "Chief" Bender Award as the organization's Minor League Player of the Year...established a professional baseball record with 155 stolen bases in 192 attempts (81%)...led both the California League and Southern League in stolen bases and ranked fifth in the CL in hitting (.323)...was the California League's Most Valuable Player, a *Baseball America* Minor League All-Star, a Southern League All-Star, a Topps Class A All-Star and *Baseball Digest's* Minor League Player of the Year...among all Class A hitters ranked seventh in on-base percentage (.413) and ninth in hitting (.323)...in *Baseball America's* 2012 "best tools" issue was selected by managers as the fastest baserunner, best baserunner and most exciting player in both the Southern League and California League...participated in the Sirius XM All-Star Futures Game in Kansas City...among all Reds minor league players ranked fourth in hitting (.311)...was the organization's Player of the Month for April (23g, .398, 29sb)...on an inside-the-park HR on 7/15 vs Jacksonville reportedly rounded the bases in 13.8 seconds, which according to *Baseball Prospectus* may have been the fastest time on record...on 8/21 vs Montgomery broke Vince Coleman's steals record (145sb in 1983 for Macon)...recorded that record-setting 146th stolen base on a steal of third off pitcher Kyle Lobstein...following the season played for the Arizona Fall League champion Peoria Javelinas (17g, .234, 1 2b, 1 3b, 1hr, 9rbi, 10sb, 2cs)...was selected to participate in the AFL's Rising Stars Game and was named to the league's Top Prospects Team...**2011:** Received the Sheldon "Chief" Bender Award as the organization's Minor League Player of the Year...was a Midwest League All-Star...led all minor leaguers with 103 stolen bases...became the first player to steal 100 bases in a minor league season since 2001, when Peoria's Chris Morris set the Midwest League record with 111...shattered the Reds organizational record for stolen bases in a season held by Ramon Sambo (98, 1988)...led all Midwest League players in steals, runs (99), at bats (550) and games (135, T1st)...appeared in 132g at SS, 2g at DH and 1g as a pinch runner...**2010:** At Rookie Billings was a Pioneer League, *Baseball America* Rookie All-Star and Topps Short-Season/Rookie All-Star...ranked among the Pioneer League leaders in steals (1st), triples (1st, 10), runs (T4, 61) and hits (5th, 90)...led all Reds farmhands in steals and ranked second with a .318ba...on 9/6 vs Missoula recorded 5 stolen bases...appeared in 55g at 2B and 13g at SS...**2009:** In his first professional season batted .209 with 14 stolen bases in 42 games with the Rookie GCL Reds.

PERSONAL: While at Taylorsville (MS) High School was recruited to play wide receiver for Mississippi State University...follow on Twitter @BillyHamilton.

HAMILTON'S CAREER TRANSACTIONS

- Was selected by the Reds in the second round of the June 2009 first-year player draft. Was signed by Tyler Jennings.
- On disabled list with a sprained capsule in his right shoulder, August 19-September 7, 2015; included a rehab assignment at Pensacola, September 5-7.
- On disabled list with a sprained capsule in his right shoulder, September 24-remainder of the year, 2015.
- On 7-day concussion disabled list, June 10-16, 2016.
- On disabled list with a strained left oblique, September 16-remainder of the season, 2016.
- On disabled list with a fractured left thumb, September 7-19, 2017.

CAREER FIELDING

Pos.	Pct.	G	PO	A	E	TC	DP	PB
CF	.994	513	1208	40	8	1256	12	-

In 2014 led National League CF in assists (10) and fielding pct. (.994).
 In 2015 established modern franchise records for fewest errors (0) and highest fielding percentage by an OF (100%, 281tc), led National League OF in fielding percentage and tied LAA's Mike Trout and NYY's Jacoby Ellsbury for the Major League lead in fielding percentage by a CF.
 In 2017 led National League CF in assists (13).

Career Hitting

Yr	Club	AVG	G	AB	R	H	2B	3B	HR	RBI	SH	SF	HB	BB	SO	SB	CS	OBP	SLG	E
09	GCL Reds - R	.205	43	166	19	34	6	3	0	11	2	1	0	11	47	14	3	.253	.277	9
10	Billings - R	.318	69	283	61	90	13	*10	2	24	0	2	3	28	56	*48	9	.383	.456	10
11	Dayton - A	.278	*135	*550	*99	153	18	9	3	50	4	3	1	52	133	*103	20	.340	.360	39
12	Bakersfield - A	.323	82	337	79	109	18	9	1	30	2	1	2	50	70	*104	21	.413	.439	25
	Pensacola - AA	.286	50	175	33	50	4	5	1	15	1	1	0	36	43	*51	16	.406	.383	6
13	Louisville - AAA	.256	123	504	75	129	18	4	6	41	4	1	0	38	102	*75	*15	.308	.343	7
	Cincinnati	.368	13	19	9	7	2	0	0	1	1	0	0	2	4	13	1	.429	.474	0
14	Cincinnati	.250	152	563	72	141	25	8	6	48	9	4	1	34	117	56	*23	.292	.355	2
15	Cincinnati	.226	114	412	56	93	8	3	4	28	9	4	1	28	75	57	8	.274	.289	^0
	#Pensacola - AA	.273	3	11	4	3	0	0	0	0	0	0	0	3	2	1	0	.429	.273	0
16	Cincinnati	.260	119	411	69	107	19	3	3	17	11	1	1	36	93	58	8	.321	.343	3
17	Cincinnati	.247	139	582	85	144	17	11	4	38	5	2	0	44	133	59	13	.299	.335	3
	Major Totals	.248	537	1987	291	492	71	25	17	132	35	11	3	144	422	243	53	.298	.334	8
	Minor Totals	.280	505	2026	370	568	77	40	13	171	13	9	6	218	453	396	84	.351	.377	96

Injury rehab, * Led league, His 155 stolen bases in 2012 is a professional baseball single-season record

^ Club record for fewest errors by an outfielder

SHELDON "CHIEF" BENDER AWARD - REDS MINOR LEAGUE PLAYER OF THE YEAR

2017.....Nick Senzel, 3B	2011.....Billy Hamilton, SS	2005.....Chris Denorfia, OF
2016.....Aristides Aquino, OF	2010.....Devin Mesoraco, C	2004.....Richie Gardner, RHP
2015.....Tyler Mahle, RHP	2009.....Chris Heisey, OF	2003.....Stephen Smitherman, OF
2014.....Ben Lively, RHP	2008.....Chris Valaika, SS	2002.....Brandon Larson, 3B
2013.....Seth Mejias-Brean, 3B	2007.....Jay Bruce, OF	2001.....Adam Dunn, OF
2012.....Billy Hamilton, SS	2006.....Homer Bailey, RHP	2000.....Austin Kearns, OF



JIMMY HERGET

@hergee20

RHP

65

Age: 24 Ht.: 6-3 Wt.: 170 Bats: R Throws: R ML Service: 0.000

Born: 9/9/93 Birthplace: Tampa, FL Resides: Tampa, FL

Acquired: Was selected in the sixth round of the June 2015 first-year player draft. Was signed by Greg Zunino.

Contract: Signed through the 2018 season and under team control through 2023.

Non-Roster

CAREER HIGHLIGHTS: Last name is pronounced HER-get...in each of the last 2 seasons was rated by *Baseball America* the best reliever in his league...in 2017 was a mid-season Southern League All-Star, participated in the SiriusXM All-Star Futures Game in Miami and was named to *Baseball America's* Minor League All-Star second team...following the 2017 season, was rated by *Baseball America* the best reliever in the Southern League and the pitcher with the best slider in the organization...in 2016 was a mid- and post-season Florida State League All-Star and a *Baseball America* High Class A All-Star...in each of his first 2 professional seasons led his league in saves...in 2018 participated in his second straight Major League spring training camp.



2017 SEASON

- In 52 relief apps at Class AA Pensacola and Class AAA Louisville combined to finish 4-4, 2.90 with 25 saves in 31 chances...opponents hit just .213.
- Was a mid-season Southern League All-Star, participated in the SiriusXM All-Star Futures Game in Miami and was named to *Baseball America's* Minor League All-Star second team.
- Was rated by *Baseball America* the best reliever in the Southern League and the pitcher with the best slider in the organization.
- Led all Reds minor leaguers in saves (25)...ranked third in the Southern League in saves (16) and 10th in the International League in that category (9).
- Threw a perfect inning in relief during the U.S. team's 7-6 win in the SiriusXM All-Star Futures Game.
- Entered the season rated by *Baseball America* the 13th-best prospect in the organization, the best reliever in the Florida State League and the pitcher with the best breaking ball in the FSL...after just 2 professional seasons was invited to 2017 Major League spring training camp...on 12/4 was invited to 2018 camp.

SEASON HIGHLIGHTS

2016: In just his second professional season posted a 1.78 ERA over 50 apps for Class A Daytona, where he was a mid- and post-season Florida State League All-Star and a *Baseball America* High Class A All-Star...was rated by *Baseball America* the best reliever in the Florida State League and the pitcher with the best breaking ball in the FSL...among all Reds minor league pitchers ranked second with 24 saves (Alejandro Chacin, 30)...led the Florida State League in saves (24 in 27 chances) and games finished (46) while tying for the FSL lead in apps (50)...recorded 12.31 strikeouts per 9 innings, the best ratio among league relievers...**2015:** In his first professional season, at Rookie Billings led the Pioneer League and ranked third among all Reds farmhands with 15 saves.

PERSONAL: Graduated from Jefferson High School in Tampa, FL...played at the University of South Florida, where in 2014 and 2015 he was first-team All-American Athletic Conference...in 2014 pitched for the Bourne Braves in the prestigious Cape Cod League...follow on Twitter @hergee20.

HERGET'S CAREER TRANSACTIONS

-- Was selected by the Reds in the sixth round of the June 2015 first-year player draft. Was signed by Greg Zunino.

Career Pitching

Yr	Club	W-L	ERA	G	GS	CG	SHO	SV	IP	H	R	ER	HR	BB	SO	WP	BK
15	Billings Mustangs - R	3-0	3.20	24	0	0	0	*15	25.1	16	9	9	1	11	26	3	0
16	Daytona Tortugas - A	4-4	1.78	*50	0	0	0	*24	60.2	47	16	12	3	22	83	0	2
17	Pensacola - AA	1-3	2.73	24	0	0	0	16	29.2	22	9	9	1	12	44	0	0
	Louisville - AAA	3-1	3.06	28	0	0	0	9	32.1	30	11	11	4	9	28	0	0
Minor Totals		11-8	2.49	126	0	0	0	64	148.0	115	45	41	9	54	181	3	2

* Led League



ARIEL HERNANDEZ

@Andrikson2392

RHP

63

Age: 26 **Ht.:** 6-4 **Wt.:** 230 **Bats:** R **Throws:** R **ML Service:** 0.063

Born: 3/2/92 **Birthplace:** Santo Domingo, DR **Resides:** Santo Domingo, DR

Acquired: In the first round of the Class AAA phase of the Rule 5 Draft was selected off the Diamondbacks' Class AA roster, December 10, 2015.

Contract: Signed through the 2018 season and under team control through 2023.

CAREER HIGHLIGHTS: Following each of the last 2 seasons, his curveball was rated by *Baseball America* the best in the organization...in 2017 was a mid-season Southern League All-Star...in 2016 for Class A Dayton was a mid-season Midwest League All-Star...spent his first 6 professional seasons in the Giants organization and then 1 year with the Diamondbacks before he was selected by the Reds in the first round of the Class AAA phase of the December 2015 Rule 5 Draft.

SINGLE-SEASON CAREER HIGH STREAKS

Scoreless Streak By Game: 5g, 9/19-9/30, 2017; **Scoreless Streak By Inning:** 6.2, 9/19-9/30, 2017; **Winning Streak:** None; **Losing Streak:** None

2017 SEASON

- For the second consecutive season, his curveball was rated by *Baseball America* the best in the organization.
- Spent most of the season in the minor leagues, where he posted a 3.24 ERA with 1 save in 39 relief apps for Pensacola and Louisville, but in his Major League debut made 19 relief apps during 4 stints with the Reds.
- During 2 days on the Reds' roster from 4/23-4/24 made 1 appearance, his Major League debut on 4/24 at Mil...made 4 apps from 6/20-6/29, another 5 apps from 7/5-7/21 and then 9 more apps in September.
- Beginning 9/19 didn't allow a run in his final 5 apps or 6.2 innings, his longest scoreless streaks of the season.
- Made 6 apps of at least 2.0 innings, including a season-high 2.2 innings in his Major League debut on 4/24 at Mil (0h, 0r, 0bb, 5k).
- On 4/24 at Mil retired all 8 batters and became only the third reliever in modern Reds history to record 5 strikeouts in his Major League debut (Tony Cingrani, 9/9/2012 vs Hou & Angel Torres, 9/12/1977 vs Hou).
- Retired all 14 batters faced over his first 3 Major League apps until Michael A. Taylor homered on the first pitch of the sixth inning on 6/24 at Wsh.
- Began the season at Pensacola, where as a mid-season Southern League All-Star he posted a 2.18 ERA in 24 relief apps surrounding his 4/24 Major League debut...on 7/1, after his second stint with Cin, was optioned to Louisville and spent the rest of the season pitching for the Bats and Reds.
- For the Reds retired the first batter in 10 of his 19 relief apps...stranded 6 of his 9 inherited baserunners... did not enter a game in a save situation...the Reds went 2-17 in games in which he pitched.
- Entered the season rated by *Baseball America* the 21st-best prospect in the organization.
- Following the season pitched for Escogido in the Dominican Winter League (6g, 0-0, 0.00, 5.1ip, 4h, 0bb, 2k).

MINOR LEAGUES

2016: In 43 relief apps at Class A Dayton and Daytona combined to finish 3-2, 2.18 with 5 saves in 7 opps...in 62.0 innings allowed just 29 hits and 39 walks while recording 74 strikeouts...began the season at Dayton... was promoted on 6/6...for the Dragons was a mid-season Midwest League All-Star...on 10/27 was added to the Reds' 40-man roster...**2015:** During spring training, on 3/8, was released by the Giants...on 5/23 was signed by the Diamondbacks to a minor league contract and spent the rest of the season with Ari's Class A Hillsboro affiliate...at the Winter Meetings was selected by the Reds in the first round of the Class AAA phase of the Rule 5 Draft...**2014:** Missed the entire season with a strained right shoulder.

PERSONAL: Follow on Twitter @Andrikson2392.

HERNANDEZ' CAREER TRANSACTIONS

- Was signed by the Giants as a non-drafted free agent, September 4, 2008.
- On San Jose's disabled list with a strained right shoulder, June 20-remainder of the season, 2014; was transferred to San Jose's 60-day DL, August 18.
- Was released, March 8, 2015.
- Was signed by the Diamondbacks to a minor league contract, May 23, 2015.
- Was selected by the Reds in the first round of Class AAA phase of the Rule 5 Draft, December 10, 2015.

Career Pitching

Yr	Club	W-L	ERA	G	GS	CG	SHO	SV	IP	H	R	ER	HR	BB	SO	WP	BK
09	DSL Giants - R	6-1	3.64	13	8	0	0	0	54.1	45	26	22	3	18	47	6	0
10	DSL Giants - R	2-0	2.01	9	7	0	0	0	31.1	7	11	7	0	33	30	3	0
11	AZL Giants - R	1-0	8.40	17	0	0	0	1	15.0	19	22	14	0	14	15	8	0
12	AZL Giants - R	1-0	4.50	11	0	0	0	0	12.0	8	7	6	1	13	19	4	0
13	AZL Giants - R	0-0	10.57	10	0	0	0	1	7.2	4	10	9	0	12	10	6	0
14		Injured, Did Not Pitch															
15	Hillsboro - A	1-1	6.04	22	0	0	0	2	22.1	18	15	15	1	21	32	11	0
16	Dayton - A	0-1	2.59	18	0	0	0	2	31.1	11	10	9	0	20	40	4	0
	Daytona - A	3-1	1.75	25	0	0	0	3	30.2	18	8	6	1	19	34	4	1
17	Cincinnati	0-0	5.18	19	0	0	0	0	24.1	14	14	14	6	22	29	2	0
	Pensacola - AA	2-0	2.18	24	0	0	0	1	33.0	18	8	8	0	20	39	6	1
	Louisville - AAA	1-2	5.29	15	0	0	0	0	17.0	14	10	10	1	19	19	5	0
Major Totals		0-0	5.18	19	0	0	0	0	24.1	14	14	14	6	22	29	2	0
Minor Totals		17-6	3.75	164	15	0	0	10	254.2	162	127	106	7	189	285	57	2

Career Hitting

Yr	Club	AVG	G	AB	R	H	2B	3B	HR	RBI	SH	SF	HB	BB	SO	SB	CS	OBP	SLG	E
17	Cincinnati	.000	19	2	0	0	0	0	0	0	0	0	0	0	1	0	0	.000	.000	0



DAVID

HERNANDEZ

@DHern_30

RHP

37

Age: 32 Ht.: 6-3 Wt.: 245 Bats: R Throws: R ML Service: 8.084

Born: 5/13/85 Birthplace: Sacramento, CA Resides: Elk Grove, CA

Acquired: Was signed to a 2-year contract through the 2019 season, January 30, 2018.

Contract: Signed through the 2019 season and under team control through 2019.

CAREER HIGHLIGHTS: In his Major League career has posted a 4.00 ERA in 27 starts and 416 relief apps for the Orioles, Diamondbacks, Phillies and Angels...has made 6 Postseason apps, all in relief for the Diamondbacks...at Class AA Bowie in 2008 was a mid-season Eastern League All-Star.

2017 SEASON

- In 64 relief apps for the Angels and Diamondbacks posted a sterling 3.11 ERA.
- From 7/8-8/12 did not allow a run in 14 apps or 12.2 innings, both single-season career highs...that stretch spanned 8 apps for the Angels (8.2ip) and 6 apps for the Diamondbacks (4ip).
- Made 2 scoreless relief apps vs the Dodgers in the National League Division Series.
- Went to spring training with the Giants as a non-roster invitee...was released on 3/24 and 3 days later was signed by the Braves to a minor league contract...on 4/24 was traded to the Angels and on 7/31 was traded to the Diamondbacks...became a free agent following the season.
- On 1/30/18 was signed by the Reds to a 2-year contract through the 2019 season.

2016: In his only season in Philadelphia ranked T19th in the National League with 70 apps...average 9.91 strikeouts per 9 innings...over 10 apps from 8/27-9/24 produced a season-best 10.2-inning scoreless streak...also had a 10-inning scoreless streak from 4/23-5/12 (7g, 13k, 11bb).

SINGLE-SEASON CAREER HIGH STREAKS

Scoreless Streak By Game: 14g, 7/8-8/12, 2017; **Scoreless Streak By Inning:** 12.2, 7/8-8/12, 2017; **Winning Streak:** 3g (2x), 9/10-9/20, 2010 & 7/16-9/5, 2017; **Losing Streak:** 6g, 8/17-9/30, 2009

2015: Began the season on the 15-day disabled list while recovering from 3/24/14 "Tommy John" surgery to repair the torn ulnar collateral ligament in his right elbow...did not allow more than 3 earned runs in any of his 40 apps...average 8.82 strikeouts per 9 innings.

2014: Missed the following 3/24 "Tommy John" surgery to repair the torn ulnar collateral ligament in his right elbow (Dr. James Andrews).

2013: Made 62 apps for the Diamondbacks and posted a 0.93 ERA in 9 apps for Class AAA Reno...was optioned to Reno on 8/10 and after he returned to Ari in September recorded a 0.64 ERA in 14 apps...from 7/12-9/16 recorded at least 1 strikeout in 16 consecutive apps.

2012: Ranked among National League relief leaders in strikeouts (4th, 98), strikeouts per 9 innings (6th, 12.91) and opponents' batting average (7th, .190)...held righthanded hitters to a .145 average, fifth-lowest among all Major League pitchers with a minimum of 100 at bats (Jake McGee .098, Jesse Crain .129, Craig Kimbrel .136, Ronald Belisario .142)...recorded at least 2 strikeouts in 31 apps, fifth-most in the NL (Aroldis Chapman 43, Kimbrel 40, Ernesto Frieri 36, Kenley Jansen 33)...on 6/22 vs Cubs became the first Diamondbacks pitcher to record a save and collect his first career hit in same game since Jose Valverde in 2003...from 7/19-8/31 recorded at least 1 strikeout in 19 straight apps, the longest streak of his career and the longest by a Diamondbacks reliever since Juan Cruz' 21-game strikeout streak from 8/29/06-6/12/07.

2011: Ranked among the Diamondbacks' all-time single-season leaders with 23 holds (4th) and 74 apps (T6th)...ranked among National League relief leaders in holds (T6th), opponents' BA (12th, .193) and strikeouts (T12th)...limited lefthanded hitters to a .171 average, fourth-lowest in the NL among relievers...took over as closer on 7/1, when J.J. Putz was disabled...from 7/2-7/18 converted saves in a career-best 7 consecutive apps without allowing a hit (6.1ip)...made 4 apps vs the Brewers in the National League Division Series.

2010: Made his first 8 apps as a starter (1-5, 5.31) and his last 33 apps in relief (7-3-2, 3.16)...earned his first career save in a 4-3 win vs NYY on 6/10...earned his second save just 5 days later in a 4-1 win at SF.

2009: In his Major League debut made 19 starts and 1 relief appearance for the Orioles...with a 5-1 win on 5/28 vs Det became 1 of 5 O's rookie in 2009 to win his debut (Koji Uehara, Brad Bergesen, Jason Berken, Brian Matusz), the most in any season since 6 Chicago White Stockings pitchers won first career apps in 1888.

PERSONAL: Attended Cosumnes River College in Sacramento, CA, where in 2005 he established the school's single-season strikeout record (119)...also established school records for career strikeouts (224) and career victories (20, tied)...his brother, Ray, also pitched professionally...follow on Twitter @DHern_30.

HERNANDEZ' CAREER TRANSACTIONS

- Was selected by the Orioles in the 16th round of the June 2005 first-year player draft. Was signed by James Keller.
- On disabled list with a sprained left ankle, August 5-September 6, 2010; included a rehabilitation assignment at Bowie, September 4-6.
- Was acquired by the Diamondbacks, along with RHP Kam Mickolio, in exchange for 3B Mark Reynolds and a player to be named (C John Hester, 4/30/11), December 6, 2010.
- On disabled list with a torn ulnar collateral ligament, March 27-remainder of the season, 2014; was transferred to the 60-day DL, April 14.
- On disabled list while recovering from "Tommy John" surgery to repair the torn ulnar collateral ligament in his right elbow, March 27-June 6, 2015; included rehabilitation assignments at Visalia, May 16-21 and at Mobile, May 22-June 6.
- Was signed by the Phillies to a 1-year contract through the 2016 season, December 9, 2015.
- Was signed by the Giants to a minor league contract with an invitation to Major League spring training camp, February 14, 2017; was released, March 24.
- Was signed by the Braves to a minor league contract, March 27, 2017.
- Was acquired by the Angels for a player to be named or cash, April 24, 2017.
- Was acquired by the Diamondbacks in exchange for minor league RHP Luis Madero, July 31, 2017.
- Was signed by the Reds to a 2-year contract through the 2019 season, January 30, 2018.

Career Pitching

Yr	Club	W-L	ERA	G	GS	CG	SHO	SV	IP	H	R	ER	HR	BB	SO	WP	BK
05	Aberdeen - A	1-2	3.89	12	8	0	0	0	41.2	41	21	18	2	17	47	3	1
06	Delmarva - A	7-8	4.15	28	28	0	0	0	145.1	134	83	67	13	71	154	22	0
07	Frederick - A	7-11	4.95	28	27	0	0	0	145.1	139	86	80	16	47	*168	12	1
08	Bowie - AA	10-4	2.68	27	27	0	0	0	141.0	112	53	42	10	71	*166	6	1
09	Norfolk - AAA	3-2	3.30	11	11	0	0	0	57.1	42	26	21	5	18	79	3	0
	Bowie - AA	0-0	2.25	1	1	0	0	0	4.0	2	1	1	0	1	4	0	0
	Baltimore	4-10	5.42	20	19	0	0	0	101.1	118	62	61	27	46	68	3	0
10	#Bowie - AA	0-0	0.00	2	0	0	0	0	2.0	1	0	0	0	0	3	0	0
	Baltimore	8-8	4.31	41	8	0	0	2	79.1	72	40	38	9	42	72	9	0
11	Arizona	53	3.38	74	0	0	0	11	69.1	49	27	26	4	30	77	7	1
12	Arizona	2-3	2.50	72	0	0	0	4	68.1	48	21	19	4	22	98	4	1
13	Reno - AAA	0-0	0.93	9	0	0	0	2	9.2	6	1	1	0	5	12	0	0
	Arizona	5-6	4.48	62	0	0	0	2	62.1	50	33	31	10	24	66	6	0
15	#Visalia - A	0-0	0.00	2	0	0	0	0	2.0	1	0	0	0	0	3	0	0
	#Mobile - AA	0-0	0.00	5	1	0	0	0	4.0	0	0	0	0	2	6	1	0
	Arizona	1-5	4.28	40	0	0	0	0	33.2	33	18	16	6	11	33	1	0
16	Philadelphia	3-4	3.84	70	0	0	0	1	72.2	77	31	31	11	32	80	6	0
17	Gwinnett - AAA	1-0	1.13	7	0	0	0	4	8.0	4	2	1	0	2	9	0	0
	Los Angeles (AL)	1-0	2.23	38	0	0	0	1	36.1	29	10	9	0	8	37	3	0
	Arizona	2-1	4.82	26	0	0	0	1	18.2	19	10	10	4	1	15	2	0
Major League Totals		31-40	4.00	443	27	0	0	22	542.0	495	252	241	75	216	546	41	2
AL Totals		13-18	4.48	99	27	0	0	3	217.0	219	112	108	36	96	177	15	0
NL Totals		18-22	3.68	344	0	0	0	19	325.0	276	140	133	39	120	369	26	2
Minor League Totals		29-27	3.71	132	103	0	0	6	560.1	482	273	231	46	234	651	47	3

Injury rehab, * Led league

Division Series Record

Yr	Club, Opponent	W-L	ERA	G	GS	CG	SHO	SV	IP	H	R	ER	HR	BB	SO	WP	BK
11	Ari vs Mil	0-0	3.60	4	0	0	0	0	5.0	2	2	2	1	0	5	0	0
17	Ari vs LAD	0-0	0.00	2	0	0	0	0	1.2	1	0	0	0	0	1	0	0
Division Series Totals		0-0	2.70	6	0	0	0	0	6.2	3	2	2	1	0	6	0	0

Career Hitting

Yr	Club	AVG	G	AB	R	H	2B	3B	HR	RBI	SH	SF	HB	BB	SO	SB	CS	OBP	SLG	E
10	Baltimore	.000	4	3	0	0	0	0	0	0	0	0	0	0	1	0	0	.000	.000	0
12	Arizona	1.000	69	1	0	1	0	0	0	0	0	0	0	0	0	0	0	1.000	1.000	1
Career Totals		.250	443	4	0	1	0	0	0	0	0	0	0	0	1	0	0	.250	.250	3

* Only career hit on 6/22/12 for Ari vs Cubs (single off Casey Coleman)



DILSON
HERRERA

@Dilson_H

INF

15

Age: 24 Ht.: 5-10 Wt.: 210 Bats: R Throws: R ML Service: 0.119

Born: 3/3/94 Birthplace: Cartagena, Colombia Resides: Cartagena, Colombia

Acquired: Was acquired from the Mets, along with minor league LHP Max Wotell, in exchange for RF Jay Bruce, August 1, 2016.

Contract: Signed through the 2018 season and under team control through 2023.

CAREER HIGHLIGHTS: Missed the last 2 months of the 2017 season while recovering from August surgery to debride his right shoulder...in March 2016 hit .364 for Team Colombia in the qualifier for the March 2017 World Baseball Classic tournament...was on Team Colombia's roster for that March 2017 WBC...when he

debuted in 2014 became the first Colombian-born player to appear in a game for the Mets and the 14th to appear for any Major League team...entering the 2018 season, the list of 20 players from Colombia who have appeared in a Major League game includes Reds IF Jolbert Cabrera, SS Orlando Cabrera, RHP Dayan Diaz and SS Edgar Renteria...in 2014 was an MiLB.com Mets Organization All-Star and the organization's Player of the Year...was a mid-season All-Star in 2013 (South Atlantic League) and 2014 (Florida State League)...in 2012 was the Topps Gulf Coast League Player of the Year.

SINGLE-SEASON CAREER HIGH STREAKS

Hitting Streak: 4g, 6/12-6/15, 2015; **Hitless Streak:** 16ab, 6/18-6/25, 2015

2017 SEASON

- Spent the season on Class AAA Louisville's roster and made 68 apps surrounding 2 stints on the disabled list with an impingement in his right shoulder (6/22-6/29, 7/21-remainder of the season).
- On 8/1 had season-ending surgery to debride his right shoulder (Dr. Timothy Kremchek).
- Made his last appearance of the season on 7/19 vs Syracuse...pinch hit and then played second base.
- Hit .296 with RISP...in June and July combined to hit .322, raising his season BA from .228 to .264.

2015: Spent most of the season in the minor leagues but made 31 apps during 2 stints with the Mets (5/1-6/29, 9/8-remainder of the season)...in May and June spent time on NYM's disabled list with a fractured tip of his right middle finger...during his first promotion, was the youngest position player in the majors...through his first 32 apps produced 5 HR and 32 RBI, the highest totals by any Mets player through his first 32 games.

2014: Spent most of the season at Class A St. Lucie and Class AA Binghamton, where in 138 apps as an MiLB.com Mets All-Star the organization's Player of the Year he combined to hit .323 with 98 runs scored, 33 doubles, 5 triples, 13 HR, 71 RBI and 23 stolen bases...also was a Florida State League All-Star...in his Major League debut made 18 apps for the Mets after he was promoted on 8/29...that night vs Phi made his first career appearance at 20 years, 179 days old and became the first Mets position player to start a season in Class A and appear in the majors that same season...finished the season as the youngest player on an MLB roster...while at Binghamton, was the youngest player in the Eastern League...on 8/30 vs Phi singled off Jerome Williams for his first career hit...on 9/1 at Mia, became the youngest player in franchise history to produce a home run (first career, off Henderson Alvarez) and triple in the same game (20 years, 181 days)...was 15 days younger than Ed Kranepool, who homered and tripled off Jim Bunning on 5/24/1965.

MINOR LEAGUES

2016: Spent the season at Class AAA, where in 110 apps for Las Vegas and Louisville he combined to hit .274 with 24 doubles, 4 triples, 15 HR, 64 RBI and 7 stolen bases...on 8/1 was traded from NYM to the Reds, along with minor league LHP Max Wotell, in exchange for RF Jay Bruce...was assigned to Louisville, where he spent the rest of the season...in March hit .364 for Team Colombia in the qualifier for the March 2017 World Baseball Classic tournament...**2013:** At Class A West Virginia was a mid-season South Atlantic League All-Star...**2012:** For the Pirates was Topps' Gulf Coast League Player of the Year.

PERSONAL: Follow on Twitter @Dilson_H.

HERRERA'S CAREER TRANSACTIONS

- Was signed by the Pirates as a non-drafted free agent, July 26, 2010. Was signed by Rene Gayo and Orlando Covo.
- Was acquired by the Mets, along with a player to be named (RHP Vic Black, August 29), in exchange for C John Buck, OF Marlon Byrd and cash considerations, August 27, 2013.
- On disabled list with a fractured tip of his right middle finger, May 15-June 10, 2015; included rehabilitation assignments at St. Lucie, June 4-7 and at Las Vegas, June 8-10.
- Was acquired by the Reds, along with minor league LHP Max Wotell, in exchange for RF Jay Bruce, August 1, 2016.
- On Louisville's disabled list with an impingement in his right shoulder, June 22-29 and July 21-remainder of the season, 2017.

CAREER FIELDING

Pos.	Pct.	G	PO	A	E	TC	DP	PB
2B	.977	46	82	134	5	221	35	-

World Baseball Classic Record

Yr	Country	AVG	G	AB	R	H	2B	3B	HR	RBI	SH	SF	HB	BB	SO	SB	CS	OBP	SLG	E
12*	Colombia	.167	3	6	1	1	0	0	0	0	0	0	0	0	0	0	0	.167	.167	0
16**	Colombia	.364	3	11	3	4	0	0	1	3	0	1	0	3	3	0	0	.467	.636	1
WBC Totals		.294	6	17	4	5	0	0	1	3	0	1	0	3	3	0	0	.381	.471	1

* November 2012 qualifier for March 2013 tournament, ** March 2016 qualifier for March 2017 tournament

Career Hitting

Yr	Club	AVG	G	AB	R	H	2B	3B	HR	RBI	SH	SF	HB	BB	SO	SB	CS	OBP	SLG	E
11	VSL Pirates - R	.308	65	214	42	66	19	5	2	27	1	4	9	32	40	16	8	.413	.472	26
12	GCL Pirates - R	.281	53	199	41	56	11	4	7	27	10	0	0	18	41	11	4	.341	.482	7
	State College - A	.321	7	28	7	9	1	1	1	2	0	0	0	1	6	1	0	.345	.536	3
13	West Virginia - A	.265	109	423	69	112	27	3	11	56	6	6	7	37	110	11	6	.330	.421	15
	Savannah - A	.316	7	19	6	6	0	0	0	4	0	1	1	3	6	3	0	.417	.316	0
14	St. Lucie - A	.307	67	283	48	87	16	2	3	23	2	2	4	18	44	14	3	.355	.410	11
	Binghamton - AA	.340	61	241	50	82	17	3	10	48	0	6	2	29	52	9	4	.406	.560	7
	New York (NL)	.220	18	59	6	13	0	1	3	11	0	0	0	7	17	0	0	.303	.407	3
15	#St. Lucie - A	.455	3	11	1	5	2	0	0	0	0	0	0	0	3	0	0	.455	.636	1
	Las Vegas - AAA	.327	81	327	68	107	23	2	11	50	3	3	3	28	59	13	9	.382	.511	6
	New York (NL)	.211	31	90	7	19	3	1	3	6	0	0	2	11	23	2	0	.311	.367	2
16	Las Vegas - AAA	.276	86	359	61	99	24	2	13	55	1	1	1	27	72	6	7	.327	.462	6
	Louisville - AAA	.266	24	64	10	17	0	2	2	9	2	2	1	11	15	1	2	.372	.422	0
17	Louisville - AAA	.264	68	239	31	63	9	1	7	42	4	3	3	15	61	2	4	.312	.397	7
	Major Totals	.215	49	149	13	32	3	2	6	17	0	0	2	18	40	2	0	.308	.383	5
	Minor Totals	.295	631	2407	434	709	149	25	67	343	29	28	31	219	509	87	47	.357	.461	89

Injury rehab



ROSELL
HERRERA

INF / OF
81

Age: 25 Ht.: 6-3 Wt.: 195 Bats: S Throws: R ML Service: 0.000

Born: 10/16/92 Birthplace: Santo Domingo, DR Resides: Santo Domingo, DR

Acquired: Was signed to a minor league contract with an invitation to 2018 Major League spring training camp, November 17, 2017.

Contract: Signed through the 2018 season and under team control through 2023.

Non-Roster

CAREER HIGHLIGHTS: Name is pronounced row-SELL her-RARE-uh...in 2018 attended his third Major League spring training camp...spent his first 5 professional seasons as an infielder before he transitioned to the outfield in 2015...in 2014 played in the SiriusXM All-Star Futures Game at Min's Target Field...in 2013 was the South Atlantic League's Most Valuable Player and Most Outstanding Minor League Prospect...also in 2013 was a SAL and TOPPS Class A All-Star...in 2010 was a mid-season Dominican Summer League All-Star.

2017 SEASON

- In his first stint at Class AAA spent the season at Albuquerque.
- Played LF (70g, 61gs), RF (2g), 3B (5gs) and 2B (3g, 2gs)...also made 5 apps at DH.
- Made his only professional appearance as a pitcher in the 13-10 loss vs El Paso on 6/24 (1ip, 2h, 1er, 0bb, 0k, 1hr)...in the top of the 14th inning of that loss allowed a 3-run HR to Ryan Schimpf that snapped the 7-7 tie.
- On 11/6 became a minor league free agent...on 11/17 was signed by the Reds to a minor league contract with an invitation to 2018 Major League spring training camp.

SEASON HIGHLIGHTS

2016: Led Class AA Hartford in walks and stolen bases while ranking second in runs scored...ranked third in the Eastern League in steals...**2015:** After spending the first 5 seasons of his career as an infielder, at Class A Modesto played CF (62gs), RF (22gs) and LF (19gs)...**2014:** Was hampered by injuries to both wrists...played in the SiriusXM All-Star Futures Game at Min's Target Field...**2013:** At Class A Asheville was the South Atlantic League's Most Valuable Player and Most Outstanding Minor League Prospect...also was a SAL and TOPPS Class A All-Star...led the SAL in hitting...**2010:** Was a mid-season Dominican Summer League All-Star.

HERRERA'S CAREER TRANSACTIONS

- Was signed by the Rockies as a non-drafted free agent, July 2, 2009. Was signed by Rolando Fernandez and Jhonathan Leyba.
- On Modesto's disabled list with impingements in both wrists, April 23-May 30 and August 14-remainder of the season, 2014.
- On Albuquerque's disabled list, July 19-28, 2017.
- Was signed by the Reds to a minor league contract with an invitation to 2018 Major League spring training camp, November 17, 2017.

Career Hitting

Yr	Club	AVG	G	AB	R	H	2B	3B	HR	RBI	SH	SF	HB	BB	SO	SB	CS	OBP	SLG	E
10	DSL Rockies - R	.237	67	232	27	55	6	1	1	26	3	1	6	24	24	17	8	.323	.284	16
11	Casper - R	.284	63	243	38	69	6	8	6	34	1	1	3	27	62	5	4	.361	.449	24
12	Asheville - A	.202	63	213	22	43	8	2	1	26	1	2	0	21	49	6	3	.271	.272	11
	Tri-City - A	.284	47	194	30	55	6	2	1	30	0	2	1	14	34	7	3	.332	.351	19
13	Asheville - A	*.343	126	472	83	162	33	0	16	76	6	4	3	61	96	21	8	.419	.515	28
14	Modesto - A	.244	72	275	31	67	11	1	4	23	1	2	0	24	52	9	7	.302	.335	23
15	Modesto - A	.260	123	466	55	121	20	6	4	36	6	2	1	37	97	9	8	.314	.354	5
16	Hartford - AA	.292	126	425	61	124	16	3	5	66	7	4	2	56	79	36	8	.374	.379	6
17	Albuquerque - AAA	.278	103	320	59	89	20	4	3	27	4	2	2	35	69	20	6	.351	.394	4
Minor Totals		.276	790	2840	406	785	126	27	41	344	29	20	18	299	562	130	55	.347	.383	136

* Led South Atlantic League

Career Pitching

Yr	Club	W-L	ERA	G	GS	CG	SHO	SV	IP	H	R	ER	HR	BB	SO	WP	BK
17	Albuquerque - AAA	0-0	9.00	*1	0	0	0	0	1.0	2	1	1	1	0	0	0	0

* 6/24/17 vs El Paso (13-10 loss in 14 innings)



JOE HUDSON

Twitter @joehud4

C

67

Age: 26 Ht.: 6-1 Wt.: 206 Bats: R Throws: R ML Service: 0.000

Born: 5/21/91 Birthplace: Tampa, FL Resides: Odessa, FL

Acquired: Was selected in the sixth round of the June 2012 first-year player draft. Was signed by Brad Meador.

Contract: Signed through the 2018 season and under team control through 2023.

Non-Roster

CAREER HIGHLIGHTS: In 2017 was a mid-season Southern League All-Star...in 2016 won *Baseball America's* Captain's Catcher's Award for his leadership, dedication, overall defensive skills and attention to detail...entered the 2016 season rated by *Baseball America* the best defensive catcher in the organization...in 2015 was a mid-season Florida State League All-Star...in 2014 was an MiLB.com Organizational All-Star...in 2012, while at Notre Dame was a finalist for the Johnny Bench Award as the most outstanding catcher in NCAA Division I...in 2018 participated in his third consecutive Major League spring training camp.

2017 SEASON

- Spent his second straight season at Class AA Pensacola, where he was a mid-season Southern League All-Star.
- For the second straight season led Blue Wahoos catchers in starts (63).
- Led Southern League catchers in fielding percentage (.997) and caught stealing percentage (46%).
- Attended his second straight Major League spring training camp...in 10 exhibition apps hit .286 (1hr, 2rbi).
- On 12/4 was invited to 2018 Major League spring training camp.

SEASON HIGHLIGHTS

2016: In his first season above Class A made 67 apps for Class AA Pensacola...led the Blue Wahoos with 64 starts behind the plate...entered the season rated by *Baseball America* the best defensive catcher in the organization...won *Baseball America's* Captain's Catcher's Award for his leadership, dedication, overall defensive skills and attention to detail...attended his first Major League spring training camp...**2015:** Spent the season at high Class A Daytona, where he was a mid-season Florida State League All-Star...following the season was rated the best defensive catcher in the organization...in March made 1 exhibition appearance for the Reds...**2014:** At Class A Dayton and Bakersfield was an MiLB.com Organizational All-Star...**2012:** Missed the entire short-season Billings schedule with a broken right wrist...suffered the injury at the Goodyear complex in his first plate appearance in the first intra-squad game after he was drafted.

PERSONAL: Played baseball at Tampa (FL) Jesuit High School and the University of Notre Dame...while with the Irish in 2012, was a finalist for the Johnny Bench Award as the most outstanding catcher in NCAA Division I...follow on Twitter @joehud4.

HUDSON'S CAREER TRANSACTIONS

- Was selected by the Reds in the sixth round of the June 2012 first-year player draft. Signed by Brad Meador.
- On Billings' disabled list with a broken right wrist, June 18-remainder of the season, 2012.

Career Hitting

Yr	Club	AVG	G	AB	R	H	2B	3B	HR	RBI	SH	SF	HB	BB	SO	SB	CS	OBP	SLG	E
13	Dayton - A	.247	87	295	36	73	22	0	1	27	3	3	5	32	48	3	1	.328	.332	9
14	Dayton - A	.216	80	269	34	58	14	2	3	30	2	1	6	33	54	2	1	.314	.316	9
	Bakersfield - A	.289	14	45	9	13	3	0	5	9	0	0	0	2	9	0	1	.319	.689	2
15	Daytona - A	.214	81	266	23	57	13	0	7	31	5	0	3	31	70	1	0	.303	.342	11
16	Pensacola - AA	.203	67	207	21	42	12	0	2	16	1	0	3	31	59	0	0	.315	.290	3
17	Pensacola - AA	.171	75	217	14	37	15	0	1	16	4	0	0	29	50	0	0	.268	.253	2
Minor Totals		.216	404	1299	137	280	79	2	19	129	15	4	17	158	290	6	3	.308	.323	36

In 2017 led Southern League catchers in fielding percentage (.997) and caught stealing percentage (46%)



JARED HUGHES

Twitter @locatejared

RHP

48

Age: 32 Ht.: 6-7 Wt.: 240 Bats: R Throws: R ML Service: 5.162

Born: 7/4/85 Birthplace: Stamford, CT Resides: Plano, TX

Acquired: Was signed by the Reds to a 2-year contract through the 2019 season, with a club option for 2020, December 26, 2017.

Contract: Signed through the 2019 season, with a club option for 2020.

CAREER HIGHLIGHTS: One of the Major Leagues' most reliable relievers over the last 6 seasons has posted a 2.85 ERA over career 380 apps...helped anchor the Pirates' bullpen during their 3-year Postseason run from 2013-2015...since 2011 ranks 12th among all relievers with a ground ball rate of 61.4%...in both 2015 and 2016 received the Chuck Tanner Award, presented annually by the Pittsburgh chapter of the BBWAA to the Pirates player most cooperative with the media...also in 2016 was the Pirates' nominee for the prestigious Roberto Clemente Award for representing baseball on and off the field through extraordinary character, community involvement, philanthropy and positive contributions.

2017 SEASON

- On 3/31 was released by the Pirates...2 days later was signed by the Brewers and posted a sterling 3.02 ERA in 67 relief apps...opponents hit just .231...his 67 apps ranked T24th in the National League.
- In the Brewers' 7-4 win on 5/12 vs NYM earned his only save of the season, the fourth of his career.
- Posted a 0.63 ERA in his last 19 apps of the season (14.1ip, 1er), including 13 scoreless apps in September.
- Following the season was eligible for arbitration but was non-tendered and became a free agent.
- On 12/26 was signed by the Reds to a 2-year contract through the 2019 season with a club option for 2020.

2016: For the second straight year received the Chuck Tanner Award, presented annually by the local chapter of the BBWAA to the Pirates player most cooperative with the media...missed the first month of the season with a left latissimus muscle strain...made his season debut on 5/1...on 9/6 vs StL made his 300th appearance.

2015: For the Pirates made 76 apps, a career high and tied for fifth among all National League pitchers...made his third Opening Day roster (2012, 2013)...from 6/12-7/17 didn't allow a run over 15 apps and 14.2 innings, both career high scoreless streaks...was on the Postseason roster but didn't pitch in the NL Wild Card game, a 4-0 loss to the Cubs at PNC Park...received the Chuck Tanner Award for his cooperation with the media.

2014: In one of the best seasons of his career recorded 7 wins and a 1.96 ERA over 63 relief apps...produced a 1.15 ERA in 34 apps on the road...beginning 7/3 posted a 1.60 ERA in his last 35 apps of the season (33.2ip, 24h)...pitched in the 8-0 loss to the Giants in the National League Wild Card game at PNC Park.

2012: Made his first Opening Day roster, the only Pirates rookie to make the club out of spring training...led National League rookie relievers in ERA while ranking second in both apps and innings pitched...on 4/25 was recalled as the 26th player for the doubleheader vs Col, the first player in the Major Leagues used under that rule provision...earned his first Major League win on 5/21 vs NYM and his first save on 6/20 at StL.

2011: Made his Major League debut in the 5-4 Pirates victory on 9/7 vs Hou (1.1ip, 1h)...did not allow a run in his first 8 career apps (8ip, 4h, 1bb, 4k).

PERSONAL: Was born in Connecticut but moved to California when he was a child...in 2003 graduated from Santa Margarita (CA) High School...in 2004 pitched for Santa Clara University before transferring to Long Beach State University, where he was a teammate of Evan Longoria and Troy Tulowitzki...went 16-7 in his 2 seasons at Long Beach State (2005-2006)...was second-team All-Big West in 2005 and honorable mention All-Big West in 2006...was 1 of 3 Long Beach State players selected on the first day of the June 2006 first-year player draft, joining Longoria (by TB in 1st round) and Andrew Carpenter (by Phi in 2nd round)...in 2005 was a *Baseball America* second-team summer All-American after he went 7-0, 1.62 in the Cape Cod League...is married to Kelly...they have a son, Will...follow on Twitter @locatejared.

SINGLE-SEASON CAREER HIGH STREAKS

Scoreless Streak By Game: 15g, 6/12-7/17, 2015; **Scoreless Streak By Inning:** 14.2, 6/12-7/17, 2015; **Winning Streak:** 3g (2x), 6/27-8/2, 2014 & 5/10-9/13, 2015; **Losing Streak:** 3g, 8/5-8/31, 2014

HUGHES' CAREER TRANSACTIONS

- Was selected by the Rays in the 16th round of the 2003 first-year player draft. Did not sign.
- Was selected by the Pirates in the fourth of the June 2006 first-year player draft. Signed by Brad Cameron.
- On Altoona's disabled list with right elbow tendonitis, May 17-August 4, 2009; included a rehabilitation assignment at GCL Pirates, July 22-August 3.
- On disabled list with right shoulder inflammation, June 6-August 1, 2013; included rehabilitation assignments at GCL Pirates, July 11-13; at Indianapolis, July 14-16 & July 19-August 1; and at Altoona, July 17-18.
- On disabled list with a left latissimus muscle strain, March 25-April 29, 2016; included a rehabilitation assignment at Indianapolis, April 20-29.
- Was released by the Pirates, March 31, 2017.
- Was signed by the Brewers to a 1-year Major League contract through the 2017 season, April 2, 2017.
- Was signed by the Reds to a 2-year Major League contract through the 2019 season, with a club option for 2020, December 26, 2017.

Career Pitching

Yr	Club	W-L	ERA	G	GS	CG	SHO	SV	IP	H	R	ER	HR	BB	SO	WP	BK
06	Williamsport - A	1-2	2.74	5	5	0	0	0	23.0	14	7	7	2	7	11	3	0
	Hickory - A	5-4	5.77	10	10	0	0	0	48.1	46	38	31	6	31	25	8	0
07	Hickory - A	8-9	4.64	27	27	0	0	0	145.1	162	94	75	11	54	109	27	0
08	Lynchburg - A	3-9	4.60	21	21	0	0	0	105.2	108	73	54	7	50	54	*17	0
	Altoona - AA	2-2	4.94	6	6	0	0	0	31.0	35	19	17	4	16	18	1	0
09	#GCL Pirates - R	0-0	1.50	3	3	0	0	0	6.0	3	1	1	0	1	5	0	0
	Altoona - AA	1-6	3.88	17	7	0	0	3	46.1	55	31	20	1	16	36	7	0
10	Altoona - AA	12-8	4.42	30	23	0	0	0	150.2	166	93	74	15	41	120	*15	0
11	Altoona - AA	3-4	4.09	13	11	0	0	0	61.2	62	31	28	2	18	33	3	0
	Indianapolis - AAA	3-1	2.11	35	0	0	0	0	42.2	35	10	10	1	18	45	3	0
	Pittsburgh	0-1	4.09	12	0	0	0	0	11.0	9	5	5	1	4	10	0	0
12	Indianapolis - AAA	0-0	0.00	2	0	0	0	0	2.0	1	0	0	0	1	3	0	0
	Pittsburgh	2-2	2.85	66	0	0	0	2	75.2	65	30	24	7	22	50	5	0
13	#Altoona - AA	0-0	0.00	1	1	0	0	0	2.0	1	0	0	0	0	4	0	0
	#Indianapolis - AAA	1-0	0.43	18	1	0	0	2	21.0	17	1	1	0	7	18	1	0
	Pittsburgh	2-3	4.78	29	0	0	0	0	32.0	37	17	17	2	16	23	2	0
14	Indianapolis - AAA	1-1	1.17	7	0	0	0	4	7.2	5	1	1	0	2	7	3	0
	Pittsburgh	7-5	1.96	63	0	0	0	0	64.1	51	21	14	4	19	36	2	0
15	Pittsburgh	3-1	2.28	76	0	0	0	0	67.0	70	21	17	3	19	36	3	0
16	#Indianapolis - AAA	0-0	7.50	4	0	0	0	0	6.0	7	5	5	1	3	5	1	0
	Pittsburgh	1-1	3.03	67	0	0	0	1	59.1	62	24	20	6	22	34	5	0
17	Milwaukee	5-3	3.02	67	0	0	0	1	59.2	49	21	20	4	24	48	6	0
Major Totals		20-16	2.85	380	0	0	0	4	369.0	343	139	117	27	126	237	23	0
Minor Totals		40-46	4.17	199	115	0	0	9	699.1	717	404	324	50	265	493	89	0

Injury rehab, * Led league

Wild Card Record

Yr	Club, Opponent	W-L	ERA	G	GS	CG	SHO	SV	IP	H	R	ER	HR	BB	SO	WP	BK
14	Pit vs SF	0-0	18.00	1	0	0	0	0	1.0	3	2	2	0	1	1	0	0
15	Pit vs Chi	0-0	--	0	0	0	0	0	0.0	0	0	0	0	0	0	0	0
Wild Card Totals		0-0	18.00	1	0	0	0	0	1.0	3	2	2	0	1	1	0	0

Career Hitting

Yr	Club	AVG	G	AB	R	H	2B	3B	HR	RBI	SH	SF	HB	BB	SO	SB	CS	OBP	SLG	E
12	Pittsburgh	.000	66	1	0	0	0	0	0	0	0	0	0	0	1	0	0	0	0	1
13	Pittsburgh	.000	29	2	0	0	0	0	0	0	0	0	0	2	0	0	0	0	0	2
14	Pittsburgh	.000	63	2	0	0	0	0	0	0	0	0	0	1	0	0	0	0	0	1
15	Pittsburgh	.000	76	0	0	0	0	0	0	0	*1	0	0	0	0	0	0	0	0	1
16	Pittsburgh	.000	67	1	0	0	0	0	0	0	0	0	0	1	0	0	0	0	0	0
Career Totals		.000	380	6	0	0	0	0	0	0	1	0	0	5	0	0	0	0	0	7

* Only career sacrifice bunt on 4/19/15 at Mil



RAISEL IGLESIAS

RHP
26

Age: 28 **Ht.:** 6-2 **Wt.:** 188 **Bats:** R **Throws:** R **ML Service:** 2.154

Born: 1/4/90 **Birthplace:** Isla de la Juventud, Cuba **Resides:** Miami, FL

Acquired: Was signed by the Reds to a 7-year contract through the 2020 season, June 27, 2014. Was signed by Tony Arias, Miguel Machado and Mark Snipp.

Contract: Under team control through the 2021 season.

CAREER HIGHLIGHTS: First name is pronounced rye-SELL...in voting of the Cincinnati chapter of the Baseball Writers' Association of America received the 2017 Johnny Vander Meer Award as the Reds' Most Outstanding Pitcher... in 2016 became the second Cuban pitcher to start for the Reds on Opening Day, joining Reds Hall of Famer Dolf Luque (1921 vs Pirates, 1928 vs Cubs), and only the fifth Reds pitcher to start Opening Day and record a save in the same season (Joey Hamilton 2002, Woodie Fryman 1977, Don Gullett 1973, Jack Billingham 1972)...pitched for Cuba in Major League Baseball's 2013 World Baseball Classic... in his career has 10 2.0-inning saves, three 1.2-inning saves and a 1.1-inning save...over the last 2 seasons, those 14 saves of more than 1.0 inning rank second in the Major Leagues to LAD's Kenley Jansen (17).

STRAIGHT TO THE MAJOR LEAGUES, REDS

Year	Player	Previous Team
2015	Raisel Iglesias, P	Isla de la Juventud
2010	Mike Leake, P	Arizona State
1957	Bobby Henrich, SS	High School
1957	Jay Hook, P	Northwestern
1957	Don Pavletich, C	High School
1955	Al Silvera, OF	Southern Cal
1953	Bob G. Miller, P	High School
1944	Joe Nuxhall, P	High School

Iglesias debuted with a start on 4/12/15 vs STL.

2017 SEASON

- In voting of the local chapter of the BBWAA received the Johnny Vander Meer Award as the Reds' Most Outstanding Pitcher.
- His team-high 28 saves ranked sixth in the National League...ranked T2nd in the NL with 57 games finished, most on the Reds' staff.
- Led the Major Leagues with 8 saves of at least 2.0 innings and with 11 saves of at least 1.2 innings...with 12 saves of more than 1.0 inning tied LAD's Kenley Jansen for the lead among all pitchers.
- His eight 2.0-inning saves were the most by any pitcher in the Major Leagues since 1999, when Cin's Danny Graves had 10 saves of at least 2.0 innings.
- From 6/27-9/15 converted a career-high 15 consecutive save chances between his only blown saves of the season (6/11 at LAD, 9/24 vs Bos).
- From 8/11-8/18 recorded saves in 4 consecutive apps for the only time in his career.
- From 8/23-8/25 pitched 3 consecutive days for the only time in his career.
- From 4/28-6/8 threw scoreless streaks of 19 apps, the longest of his career by game, and 20.0 innings, which ranked as the longest scoreless stretch by any Reds pitcher in 2017...those streaks were snapped on 6/11 at LA by Corey Seager's first career grand slam (0.2ip, 4er).
- Allowed 7 of his 21 earned runs on 2 pitches, on Corey Seager's first career grand slam (6/11 at LAD, 0.2ip, 4er) and on Marcell Ozuna's 3-run HR (7/30 at Mia, 1ip, 3er)...his season ERA in his other 61 apps drops to 1.70 (74.1ip, 14er).
- Allowed at least 1 run in each of his last 4 apps of the season (4.2ip, 7h, 6er, 2bb, 5k, 1hr), raising his ERA from 1.89 to season-ending 2.49...for the first time in his career allowed a run in more than 2 consecutive relief apps.
- Retired the first batter in 51 of his 63 relief apps...stranded 14 of his 18 inherited baserunners...converted 28 saves in 30 chances...the Reds went 45-18 in games in which he pitched.

2016: Was the Reds' Opening Day starter, just the second Cuban pitcher to start for the Reds on Opening Day (Reds Hall of Famer Dolf Luque, 1921 vs Pirates, 1928 vs Cubs)...went 1-1, 3.49 in 5 starts before he was disabled with an impingement in his right shoulder (5/1-6/20)...after he came off the disabled list on 6/21, made his last 32 apps of the season in relief (2-1, 1.98, 6sv, 8svo)...took a 2.09 ERA into his last appearance of the season, but in the 7-4 loss vs Chi he suffered a blown save after allowing a season-high 4 runs...following that appearance, his season ERA jumped from 2.09 to season-ending 2.53...prior to that appearance in the season finale, his 1.29 ERA after he came off the DL on 6/21 was the second-lowest of any Major League pitcher with a minimum of 49.0 innings pitched (Chi's Kyle Hendricks, 1.28)...from 9/25-10/1 produced saves in 3 consecutive apps, his only streak of the season...twice pitched on consecutive days...on 9/24 and 9/25 at Mil pitched on consecutive days for the first time in his career and retired all 6 batters (11 pitches on 9/24, 15 pitches on 9/25)...did it again on 10/1 and 10/2 vs Cubs in the Reds' last 2 games of the season (13 pitches on 10/1, 27 pitches on 10/2)...in 17 of his 32 relief apps threw at least 2.0 innings, including a career-high 3.0 innings in relief on 7/5 at Cubs and 7/30 at SD...had a pair of 2.0-inning saves, in the 3-0 win on 9/12 vs Mil and in the 2-1 win on 9/28 at StL...in the 7-4 win at StL on 8/9 recorded his first Major League save...became the fifth Reds pitcher to start Opening Day and record a save in that same season (Joey Hamilton 2002, Woodie Fryman 1977, Don Gullett 1973, Jack Billingham 1972)...in each of 8 consecutive apps from 6/28-7/25 threw at least 2.0 innings (17.1ip, 5h, 0r, 8bb, 21k)...from 6/28-8/4 produced scoreless streaks of 11g and 22.2ip, career highs by both apps and innings pitched and the longest by a Reds pitcher all season...was the second-longest active streak in the Major Leagues when snapped on 8/7 at Pit...on 7/1 at Wsh followed starter Anthony DeSclafani and threw 2.1 scoreless innings, the longest relief appearance of his career, then 7/5 at Cubs followed starter Brandon Finnegan and established another career high with 3.0 scoreless innings...started the Reds' 6-2 Opening Day win vs Phi...allowed only a 2-run HR in the 2nd inning by Freddy Galvis...became the second Cuban pitcher to start for the Reds on Opening Day, joining Reds Hall of Famer Dolf Luque (1921 vs Pirates, 1928 vs Cubs)...entered Opening Day with 16 career starts and 95.1 career innings...the last Reds pitcher to start on Opening Day with 16 career starts or fewer was Frank Pastore in 1980 (9 starts)...Pastore in 1980 also was the last Reds pitcher to start on Opening Day with 95.1 career innings or fewer (95ip).

QUALITY START STREAKS BY NL ROOKIES IN 2015	
Raisel Iglesias, Cin	7.....8/1-9/2
Joe Ross, Wsh	6.....6/13-8/6
Chris Heston, SF	6.....6/25-7/27
Anthony DeSclafani, Cin	5.....7/24-8/16
Taylor Jungmann, Mil	5.....6/30-7/25

Courtesy Stats, Inc.

2015: In his first professional season ranked among National League rookie pitching leaders in opponents' BA (.228, 2nd), ERA (6th), strikeouts (6th), and starts (T9th)...was 1 of 9 rookie pitchers who combined for 110 starts for the Reds, both single-season modern club records...the Reds' season-ending streak of 64 consecutive starts by rookies, beginning 7/29, is a modern Major League record...was 1 of 5 Reds pitchers to start in his Major League debut (John Lamb, Michael Lorenzen, Jon Moscot, Josh Smith)...from 6/5-7/10 was disabled with a strained left oblique...didn't pitch after 9/13 because of right shoulder fatigue...from 8/23-9/2 recorded 13, 10 and 10 strikeouts to become the first pitcher in modern Reds history, rookie or non-rookie, to record at least 10 strikeouts in 3 consecutive apps...was the first Major League rookie with 3 consecutive 10-strikeout apps since LAD's Hideo Nomo had at least 10 strikeouts in 4 straight starts in 1995...Gary Nolan (1967) and Bruce Berenyi (1981) are the only other rookies in Reds history to produce as many as 2 consecutive 10-strikeout games...Iglesias' 13 strikeouts in the 4-0 loss on 8/23 vs Ari were the most by a Reds pitcher all season and the most by a Reds rookie since Nolan established the club record for rookies with 15 strikeouts on 6/7/67 vs SF...in the fourth inning of that 8/23 start allowed a solo HR to Welington Castillo that snapped Iglesias' career-high 15-inning scoreless streak...recorded 8 quality starts...from 8/1-9/2 produced 7 consecutive quality starts (2-3, 2.31), a streak snapped by a 7-3 loss on 9/8 vs Pit...was this season's longest streak of quality starts by a Major League rookie and Reds pitcher...in the 13-inning, 3-1 loss on 8/18 vs KC was the victim of a blown save when Ben Zobrist led off the ninth inning with a home run off Aroldis Chapman to tie the score at 1-1...Chapman had converted 56 consecutive saves at GABP

NATIVES OF CUBA WHO PLAYED OR COACHED FOR REDS

Rafael Almedia, IF	1911-13	Reggie Otero, coach	1959-65	Jose Cardenal, coach	1993, 2002-03
Armando Marsans, OF	1911-14	Rogelio Alvarez, IF	1960, '62	Oswaldo Fernandez, P	2000-01
Mike Gonzalez, C	1914	Joe Azcue, C	1960	Aroldis Chapman, P	2010-15
Manuel Cueto, IF/OF	1917-19	Leo Cardenas, IF	1960-68	Yonder Alonso, 1B	2010-11
Adolfo Luque, P	1918-29	Tony Gonzalez, OF	1960	Brayan Peña, C	2014-15
Pedro Dibut, P	1924-25	Cookie Rojas, IF	1962	Raisel Iglesias, P	2015-17
Tommy de la Cruz, P	1944	Tony Perez, IF	1964-76, '84-86	Cardenas, Luque and Perez are in the Reds Hall of Fame. Perez is the only native of Cuba in the National Baseball Hall of Fame who played in the Major Leagues. Cooperstown Hall of Famers P Martin Dihigo, P Jose Mendez and OF Cristobal Torriente were born in Cuba but played in the Negro Leagues.	
Vincente Amor, P	1957	Chico Ruiz, IF	1964-69		
Raul Sanchez, P	1957, '60	Mike de la Hoz, IF	1969		
Danny Morejon, OF	1958	Camilo Masqual, P	1969		
Orlando Pena, P	1958-60	Pedro Ramos, P	1969		
Mike Cuellar, P	1959	Tony Menendez, P	1992		

dating back to September 2012, the longest successful home streak in the Major Leagues since the advent of the saves statistics in 1969...also on 8/18 vs KC, singled off Edinson Volquez for his first career hit...in his debut on 4/12 vs StL became first Reds player since Mike Leake in 2009 to play in the Major Leagues without appearing in a minor league game and the eighth Reds player overall to do it...Iglesias and C Brayan Pena became the first Reds pitcher/catcher battery born in Cuba since P Dolf Luque threw to C Manuel Cueto in 1918...first career strikeout victim was Jason Heyward, his second batter...in anticipation of Homer Bailey coming off the disabled list to start on 4/18 and fill his spot in the rotation, Iglesias was optioned to Louisville the day after his debut...made 4 starts for the Bats before he was promoted again on 5/13 and made 3 starts and 2 relief apps before he was disabled...made a pair of rehab apps for Louisville in starts on 6/30 and 7/5 before he was activated on 7/11 to start that night's 14-3 loss at Mia...finished the season as 1 of 5 starters in the Reds' rotation...entered the season rated the second-best prospect in the organization.

MINOR LEAGUES

2014: In June was signed to a 7-year contract...pitched in the prestigious Arizona Fall League and made 7 scoreless apps for Surprise (7ip, 1h, 3bb, 7k).

PERSONAL: Is a converted shortstop...left Cuba in November 2013 and became eligible to sign a Major League contract after he established residency in Haiti.

IGLESIAS' CAREER TRANSACTIONS

- Was signed by the Reds to a 7-year contract through the 2020 season, June 27, 2014. Was signed by Tony Arias, Miguel Machado and Mark Snipp.
- On disabled list with a strained left oblique, June 5-July 10, 2015.
- On disabled list with an impingement in his rights shoulder, May 1-June 20, 2016; included a rehabilitation assignment at Pensacola, June 11-20.

Career Pitching

Yr	Club	W-L	ERA	G	GS	CG	SHO	SV	IP	H	R	ER	HR	BB	SO	WP	BK
15	Cincinnati	3-7	4.15	18	16	0	0	0	95.1	81	45	44	11	28	104	2	2
	Louisville	1-3	3.41	6	6	0	0	0	29.0	26	12	11	4	8	21	1	0
16	Cincinnati	3-2	2.53	37	5	0	0	6	78.1	63	22	22	7	26	83	3	1
	#Pensacola - AA	0-0	0.00	3	2	0	0	0	5.0	3	0	0	0	1	5	1	1
17	Cincinnati	3-3	2.49	63	0	0	0	28	76.0	57	22	21	5	27	92	1	0
Major Totals		9-12	3.14	118	21	0	0	34	249.2	201	89	87	23	81	279	6	3
Minor Totals		1-3	2.91	9	8	0	0	0	34.0	29	12	11	4	9	26	2	1

Injury rehab

Career Hitting

Yr	Club	AVG	G	AB	R	H	2B	3B	HR	RBI	SH	SF	HB	BB	SO	SB	CS	OBP	SLG	E
15	Cincinnati	.067	18	30	0	2	0	1	0	1	1	0	0	0	13	0	0	.067	.133	2
16	Cincinnati	.091	37	11	0	1	0	0	0	0	0	0	0	2	0	0	0	.091	.091	1
17	Cincinnati	1.000	63	1	0	1	1	0	0	0	0	0	0	0	0	0	0	1.000	2.000	1
Career Totals		.095	118	42	0	4	1	1	0	1	1	0	0	15	0	0	0	.095	.167	4

Career hits: 8/18/15 vs KC (1B off Edinson Volquez), 9/2/15 at Chi (3B off Jason Hammel), 7/5/16 at Chi (1B off Joel Peralta), 4/15/17 vs Mil (2B off Zach Davies)

Career in Cuba

Yr	Club	W-L	ERA	G	GS	CG	SHO	SV	IP	H	R	ER	HR	BB	SO	WP	BK
11	Isla de la Juventud	3-2	4.22	28	0	-	-	-	64.0	58	37	30	5	31	42	-	-
12	Isla de la Juventud	1-1	3.29	30	3	-	-	-	76.2	72	33	28	3	54	53	-	-
13	Isla de la Juventud	4-9	3.05	30	2	-	-	-	82.2	72	32	28	3	30	74	-	-
Cuban National Series Totals		8-12	3.47	88	5	-	-	-	223.1	202	102	86	11	115	169	-	-

World Baseball Classic Record

Yr	Country	W-L	ERA	G	GS	CG	SHO	SV	IP	H	R	ER	HR	BB	SO	WP	BK
13	Cuba	0-0	3.86	5	0	0	0	1	4.2	3	2	2	0	3	6	0	0

SINGLE-SEASON CAREER HIGH STREAKS

Scoreless Streak By Game: 19g, 4/28-6/8, 2017; **Scoreless Streak By Inning:** 22.2, 6/28-8/4, 2016; **Winning Streak:** 2g (2x), 9/2-9/9, 2016 & 4/15-6/2, 2017; **Losing Streak:** 3g (2x), 5/24-7/27, 2015 & 8/23-9/8, 2015



PATRICK
KIVLEHAN

Twitter @PatrickKivlehan

OF
17

Age: 28 **Ht.:** 6-2 **Wt.:** 223 **Bats:** R **Throws:** R **ML Service:** 1.011

Born: 12/22/89 **Birthplace:** Nyack, NY **Resides:** West Nyack, NY

Acquired: Was claimed off waivers from the Padres, September 28, 2016.

Contract: Signed through the 2018 season and under team control through 2022.

Non-Roster

CAREER HIGHLIGHTS: Last name is pronounced KIV-luh-han...in 2014 and 2015 was an MiLB.com Mariners Organization All-Star...in 2014 was a Southern League All-Star and received the Arizona Fall League's Dernel Stenson Sportsmanship Award...in 2012 was the Northwest League's Most Valuable Player...played for Team USA in the 2015 Pan American Games in Toronto.

SINGLE-SEASON CAREER HIGH STREAKS
Hitting Streak: 3g (2x), 4/12-4/18 & 6/7-6/10, 2017; **Hitless Streak:** 19ab, 6/25-7/15, 2017

2017 SEASON

- Led the team with 9 pinch hits and 57 pinch-hit apps.
- With 51 pinch-hit at bats established a new single-season club record for a rookie.
- Among all Major League pinch hitters ranked T16th in hits and sixth in plate apps.
- In his 28 starts hit .221 (3 2b, 6hr, 13rbi).
- Played 1B (12g), 3B (7g, 5gs), CF (4g, 2gs), LF (11g, 6gs) and RF (29g, 15gs).
- From 4/12-4/21 reached base safely in each of 6 consecutive plate apps (4h, 1bb, 1hbp), a stretch that included 3 pinch-hit apps and 1 start.
- In the 14-2 win on 5/6 vs SF produced a career-high 4 hits and his first homer of the season (solo off Ty Block).
- In the 8-4 win on 5/28 at Phi started in RF and produced his first career 2-homer game, both solo shots.
- In the seventh inning of the 6-4 win on 6/7 vs StL produced his first career pinch-hit HR, a 3-run shot off Brett Cecil that tied the game at 4-4.
- In a start on 6/26 at StL made his first career appearance in CF.
- Entered the 11-3 win on 8/7 vs SD as part of a seventh-inning double switch...in the bottom of the eighth produced his first career grand slam (off Phil Maton).
- From 9/19-9/21 vs StL made 3 straight starts at 3B in place of Eugenio Suárez, who was celebrating the birth of first of his daughter, Nicole.
- From 6/25-7/15 went 0-for-19, the longest hitless skid of his career...in the 10-7 loss on 7/15 vs Wsh snapped that skid with a 2-run double off Trevor Gott that highlighted the Reds' 5-run ninth inning.
- Was 1 of 7 rookies on the Reds' Opening Day roster.
- On 11/3 cleared waivers, refused an outright assignment to Louisville and elected free agency...on 11/18 was re-signed by the Reds to a minor league contract with an invitation to 2018 Major League spring training camp.
- Following the season played for Escogido in the Dominican Winter League (11g, .209, 2 2b, 9rbi, 2sb).

2016: On 9/28 was claimed off waivers by the Reds from the Padres...joined the club on 9/30, with 3 games left in the season...for the Reds made 3 apps, including a pair of pinch-hit apps and a start in RF on 10/1 vs Chi...on 9/30 vs Chi pinch hit and became the 52nd and final Reds player to appear in a game in 2016, their highest total since 2006...spent most of the year in Class AAA and in 100 apps for 3 organizations hit .254 (18 2b, 3 3b, 12hr, 49rbi, 5sb) for Round Rock (Tex), Tacoma (Sea) and El Paso (SD)...from 8/20-8/26 for SD made his first 5 Major League apps...for SD on 8/20 vs Ari made his Major League debut with a start in LF and produced 2 hits, including his first hit and home run in his second career plate appearance (solo off Robbie Ray)...also produced 2 hits in his second appearance, on 8/21 vs Ari (1rbi, 2bb, 3r)...began the season in Tex' organization...on 5/23 was designated for assignment and 6 days later was traded to Sea for a player to be named (RHP Justin De Fratus)...on 8/4 was claimed off waivers by SD...on 9/21 was designated for assignment before he was claimed off waivers by Cin on 9/28...was designated for assignment on 10/6, when the Reds claimed IF/OF Arismendy Alcantara off waivers from the Athletics...on 10/10 cleared waivers and was outrighted to Louisville...on 12/9 was invited to 2017 Major League spring training camp.

MINOR LEAGUES

2015: At Class AAA Tacoma was an MiLB.com Mariners Organization All-Star...served as the DH for Team USA in the Pan American Games in Toronto (7g, .333, 2hr, 6rbi)...in the Gold Medal Game vs Canada, a 7-6 loss in 10 innings, hit a 2-run HR off Jeff Francis...following the season played for Escogido in the Dominican Winter League (20g, .301, 3hr, 13rbi)...**2014:** In 138 apps at Class A High Desert and Class AA Jackson combined to hit .295 with 84 runs, 32 doubles, 9 triples and 103 RBI...was a Southern League All-Star and MiLB.com Mariners Organization All-Star...following the season played for Surprise in the prestigious Arizona Fall League (24g, .280, 4hr, 22rbi)...earned the AFL's Darnell Stenson Sportsmanship Award...**2013:** At Class A High Desert from 7/25-8/22 hit .437 during a 25-game hitting streak, the longest in the California League and longest by any Mariners minor league player that season...following the season played for Peoria in the AFL...**2012:** In his first professional season was the Northwest League's Most Valuable Player.

GRAND SLAMS (1)	
Date	Pitcher
8/7/17 for Cin vs SD	Phil Maton
MULTI-HOMER GAMES (1)	
Date	Pitchers
5/28/17 at Phi	Zach Eflin, Jeanmar Gomez
PINCH-HIT HOME RUNS (1)	
Date	Pitcher
6/7/17 for Cin vs StL	Brett Cecil

PERSONAL: Graduated in 2008 from St. Joseph's High School in Montvale, NJ and in 2012 from Rutgers University...played 4 seasons of football at Rutgers before playing baseball as a senior...was named 2012 Big East Conference Player of the Year after becoming the first player in league history to win the Triple Crown (.402, 10hr, 36rbi)...against all Rutgers opponents that season hit .399 with 14 HR and 50 RBI...follow on Twitter @PatrickKivlehan.

KIVLEHAN'S CAREER TRANSACTIONS

- Was selected by the Mariners in the fourth round of the June 2012 first-year player draft. Was signed by Mike Moriarty.
- Was acquired by the Rangers to complete the November 16, 2015 trade in which Tex received RHP Tom Wilhelmson, OF James Jones and a player to be named in exchange for RHP Anthony Bass and OF Leonys Martin, December 2, 2015.
- Was acquired by the Mariners in exchange for a player to be named (RHP Justin De Fratus, June 11), May 29, 2016.
- Was claimed off waivers by the Padres, August 4, 2016.
- Was claimed off waivers by the Reds, September 28, 2016.
- Cleared waivers, refused an outright assignment and elected free agency, November 3, 2017.
- Was re-signed by the Reds to a minor league contract with an invitation to 2018 Major League spring training camp, November 18, 2017.

CAREER FIELDING								
Pos.	Pct.	G	PO	A	E	TC	DP	PB
1B	1.000	12	35	2	0	37	3	-
3B	1.000	7	5	15	0	20	0	-
LF	.909	12	10	0	1	11	0	-
CF	1.000	4	3	0	0	3	0	-
RF	.938	35	43	2	3	48	1	-

Career Hitting

Yr	Club	AVG	G	AB	R	H	2B	3B	HR	RBI	SH	SF	HB	BB	SO	SB	CS	OBP	SLG	E
12	Everett - A	.301	72	282	46	85	17	3	*12	52	2	0	13	19	93	14	1	.373	*.511	16
13	Clinton - A	.283	60	223	26	63	12	1	3	31	0	2	5	17	42	5	3	.344	.386	11
	High Desert - A	.320	68	266	48	85	13	2	13	59	0	5	5	26	65	10	3	.384	.530	12
14	High Desert - A	.282	34	142	24	40	9	2	9	35	0	3	0	12	32	2	0	.331	.563	10
	Jackson - AA	.300	104	377	60	113	23	7	11	68	0	5	4	44	78	9	4	.374	.485	18
15	Tacoma - AAA	.256	123	472	58	121	25	1	22	73	0	5	5	36	113	14	3	.313	.453	11
16	Round Rock - AAA	.184	37	141	17	26	8	0	1	16	0	1	2	11	36	2	2	.252	.262	3
	Tacoma - AAA	.293	43	157	21	46	8	2	8	25	0	0	0	8	49	2	2	.327	.522	4
	El Paso - AAA	.306	20	72	8	22	2	1	3	8	0	0	0	5	23	1	0	.351	.486	1
	San Diego	.250	5	16	5	4	0	0	1	2	0	0	1	2	9	0	0	.368	.438	2
	Cincinnati	.000	3	5	0	0	0	0	0	0	0	0	0	0	2	0	0	.000	.000	0
17	Cincinnati	.208	115	178	23	37	5	1	9	26	0	1	3	22	61	1	2	.304	.399	2
	Major Totals	.206	123	199	28	41	5	1	10	28	0	1	4	24	72	1	2	.303	.392	4
	Reds Totals	.202	118	183	23	37	5	1	9	26	0	1	3	22	63	1	2	.297	.388	2
	Minor Totals	.282	561	2132	308	601	117	19	82	367	2	21	34	178	531	59	18	.344	.470	86

* Led league



SHED LONG

Twitter @SLONG895

INF
75

Age: 22 Ht.: 5-8 Wt.: 184 Bats: S Throws: R ML Service: 0.000

Born: 8/22/95 Birthplace: Birmingham, AL Resides: Talladega, AL

Acquired: Was selected in the 12th round of the 2013 first-year player draft. Was signed by Ben Jones.

Contract: Signed through the 2018 season and under team control through 2023.

CAREER HIGHLIGHTS: Entered the 2018 season rated by *Baseball America* the eighth-best prospect in the organization...in 2017 was a Florida State League All-Star, Minor League Baseball's FSL Player of the Month for May, the FSL's Batter of the Week for 5/22-5/28 and the organization's Minor League Player of the Month for May...also in 2017 was rated by managers the best defensive second baseman in the Florida State League...in 2016 was the organization's Minor League Hitter of the Year, an MiLB.com Organization All-Star, Reds Minor League Player of the Month for August and the Florida State League Batter of the Week for 8/1-8/6...in November 2016 participated in a leadership training program at West Point.

2017 SEASON

- In 104 apps at Class A Dayton and Class AA Pensacola combined to hit .281 with 22 doubles, 16 HR, 50 RBI and 9 stolen bases...among Reds minor leaguers ranked ninth in hitting, T4th in HR.
- Following the season was rated by managers the best defensive 2B in the Florida State League.
- Spent most of the season at Daytona, where he was a Florida State League All-Star, Minor League Baseball's FSL Player of the Month for May and FSL Player of the Week for 5/22-5/28.
- Earned his FSL and organization Player of the Month awards at Daytona after hitting .359 with 5 HR and 14 RBI (.427obp, .573slg).
- On 6/22 was promoted to Pensacola, where from 8/6-8/28 he spent time on the disabled list with a bone bruise in his right wrist.
- Entered the season rated by *Baseball America* the 16th-best prospect in the organization.
- On 11/20 was added to the 40-man roster.

SEASON HIGHLIGHTS

2016: In 132 apps at Class A Dayton and Daytona combined to hit .293 with 30 doubles, 15 HR, 75 RBI and 21 stolen bases...ranked among all Reds minor leaguers in RBI (2nd), HR (3rd) and batting average (9th)... was the organization's Minor League Hitter of the Year and an MiLB.com Organization All-Star...was the Florida State League Batter of the Week for 8/1-8/6 and the organization's Minor League Player of the Month for August...at Daytona, from 6/15-7/11 reached base safely in 22 consecutive apps (28-for-79, .354, .457obp).

PERSONAL: Graduated from Jacksonville (AL) High School...in January 2017 participated in the Reds Winter Caravan...follow on Twitter @SLONG895.

BASEBALL AMERICA'S TOP 10 REDS PROSPECTS

1. Nick Senzel, 3B
2. Hunter Greene, RHP
3. Taylor Trammell, OF
4. Tyler Mahle, RHP
5. Jesse Winker, OF
6. Tony Santillan, RHP
7. Jose Siri, OF
- 8. Shed Long, OF**
9. ... Vladimir Gutierrez, RHP
10. Tyler Stephenson, C

Career Hitting

Yr	Club	AVG	G	AB	R	H	2B	3B	HR	RBI	SH	SF	HB	BB	SO	SB	CS	OBP	SLG	E
13	AZL Reds - R	.256	24	78	9	20	2	0	1	8	1	0	1	8	17	1	1	.333	.321	1
14	Billings - R	.172	29	87	6	15	3	0	0	6	1	0	0	5	18	2	1	.217	.207	4
15	Dayton - A	.283	42	152	22	43	7	2	6	16	2	0	1	18	31	2	3	.363	.474	6
16	Dayton - A	.281	94	335	47	94	24	1	11	45	4	1	5	44	85	16	3	.371	.457	11
	Daytona - A	.322	38	143	22	46	6	4	4	30	0	3	3	10	35	5	1	.371	.503	5
17	Daytona - A	.312	62	247	37	77	16	1	13	36	0	3	2	27	63	6	3	.380	.543	9
	Pensacola - AA	.227	42	141	13	32	6	2	3	14	0	0	0	19	31	3	1	.319	.362	3
	Minor Totals	.276	331	1183	156	327	64	10	38	155	8	7	12	131	280	35	13	.353	.444	39

LONG'S CAREER TRANSACTIONS

- Was selected by the Reds in the 12th round of the June 2013 first-year player draft. Signed by Ben Jones.
- On Dayton's disabled list with strained right oblique, July 21-August 2, 2015.
- On Pensacola's disabled list with a bone bruise in his right wrist, August 6-28, 2017.



JOSÉ
LOPEZ

🐦 @_jlopezzz

RHP

74

Age: 24 Ht.: 6-1 Wt.: 205 Bats: R Throws: R ML Service: 0.000

Born: 9/1/93 Birthplace: Santiago, DR Resides: Cranbury, NJ

Acquired: Was selected in the sixth round of the June 2014 first-year player draft. Was signed by Lee Seras.

Contract: Signed through the 2018 season and under team control through 2023.

CAREER HIGHLIGHTS: In 2017 was the organization's Pitcher of the Month for both July and August and the Southern League's Pitcher of the Week for 8/7-8/13.

2017 SEASON

- In 24 starts and 2 relief apps at Class A Daytona and Class AA Pensacola combined to go 9-6, 2.57 with 1 shutout.
- Among all Reds minor league pitchers ranked fourth in ERA (2.57) and third in strikeouts (143).
- While at Pensacola was the organization's Pitcher of the Month for July (6gs, 3-0, 2.58) and August (5gs, 2-0, 1.15, 1sho).
- Began the season at Daytona...was promoted on 5/30.
- While with the Blue Wahoos, was named Southern League Pitcher of the Week after allowing just 1 hit without a walk in a 7-inning complete game on 8/8 Tennessee (5-0 win, 7k)...threw 60 of his 79 pitches for strikes and retired his last 17 batters.
- On 11/20 was added to the 40-man roster.

SEASON HIGHLIGHTS

2016: While at Class A Dayton and Daytona led all Reds minor league pitchers with 147 strikeouts...averaged 8.97 strikeouts per 9 innings, third-best ratio among Midwest League starting pitchers...**2014:** Missed the entire season while recovering from January "Tommy John" surgery to repair the torn ulnar collateral ligament in his right elbow.

PERSONAL: Threw 3 no-hitters at Hightstown (NJ) High School...played at Seton Hall University, where he was a Big East Academic All-Star...follow on Twitter @_jlopezzz.

LÓPEZ' CAREER TRANSACTIONS

- Was selected by the Reds in the sixth round of the June 2014 first-year player draft. Signed by Lee Seras.
- On minor league 60-day disabled list while recovering from January 2014 right elbow surgery, June 20-remainder of the season, 2014.

Career Pitching

Yr	Club	W-L	ERA	G	GS	CG	SHO	SV	IP	H	R	ER	HR	BB	SO	WP	BK
15	Billings - R	3-2	3.16	15	14	0	0	0	57.0	53	23	20	4	19	67	4	0
16	Dayton - A	6-9	3.97	21	21	0	0	0	113.1	118	61	50	2	32	113	8	0
	Daytona - A	0-3	4.41	6	5	0	0	0	34.2	29	22	17	3	10	34	1	0
17	Daytona - A	2-4	2.84	9	9	0	0	0	50.2	50	22	16	3	14	48	2	0
	Pensacola - AA	7-2	2.43	17	15	1	1	0	96.1	64	30	26	9	35	95	2	0
Minor Totals		18-20	3.30	68	64	1	1	0	352.0	314	158	129	21	110	357	17	0



MICHAEL
LORENZEN

@Lorenzen55

RHP
21

Age: 26 **Ht.:** 6-3 **Wt.:** 217 **Bats:** R **Throws:** R **ML Service:** 2.159

Born: 1/4/92 **Birthplace:** Anaheim, CA **Resides:** Anaheim, CA

Acquired: Was selected in Competitive Lottery Round A (38th overall) of the June 2013 first-year player draft. Was signed by Mike Misuraca.

Contract: Signed a 1-year contract through the 2018 season, avoiding arbitration, January 12, 2018. Under team control through 2021.

CAREER HIGHLIGHTS: Was selected by the Reds with the fifth pick of the June 2013 draft's Competitive Lottery Round A...was the team's second selection (behind OF Phillip Ervin) and the draft's 38th pick overall...in 2014 was a Southern League All-Star...in each of the last 2 seasons was the club's nominee for the MLBPA's Marvin Miller Man of the Year Award, which goes to the player whose on-field performance and contributions to his community most inspire others to higher levels of achievement...in 2016 was the Reds' nominee for MLB's prestigious Roberto Clemente Award, also for his contributions on and off the field...wears uniform #21 in honor of Clemente...in the springs of 2014 and 2015, following each of his first 2 professional seasons, was a non-roster invitee to Major League training camp.

SINGLE-SEASON CAREER HIGH STREAKS

Scoreless Streak By Game: 7g (2x), 7/23-8/7, 2016 & 6/26-7/9, 2017; **Scoreless Streak By Inning:** 10.2, 7/23-8/7, 2016; **Winning Streak:** 5g, 6/19-8/24, 2017; **Losing Streak:** 6g, 7/3-8/11, 2015

2017 SEASON

- Led the pitching staff with 8 wins and 70 apps, both career highs.
- Ranked T5th in the National League in wild pitches (12) and 15th in apps.
- Posted a 2.93 ERA prior to the All-Star break (37g) and a 6.32 ERA during the season's second half (33g).
- Earned his first 2 Major League saves, in the 7-5 win on 4/15 vs Mil and in the 5-2 win on 9/17 vs Pit.
- In 20 of his 70 apps threw more than 1.0 inning...twice threw a season-high 3.0 innings (4/10 at Pit, 5/30 at Tor), once threw 2.1 innings (7/28 at Mia) and 9 more times threw 2.0 innings.
- 10 times pitched on consecutive days...never in his career has pitched 3 straight days.
- Inherited the bases loaded 4 times, a staff high, and stranded 11 of the 12 runners.
- In the 7-1 win on 4/10 at Pit combined with Cody Reed (3ip) and Wandy Peralta (1ip) to throw 7.0 perfect innings...Reds relievers threw 7.0 hitless innings in a game for the first time in modern franchise history.
- In his first appearance of the second half (7/15 vs Wsh) allowed 6 earned runs, his career high out of the bullpen, while recording just 1 out...following that outing, his season ERA rose from 2.93 to 4.08 and didn't drop below 3.78 (7/22) the rest of the season.
- From 7/23-8/4 allowed at least 1 run in a career-high 5 consecutive relief apps (7ip, 11h, 6r, 5er, 2bb, 8k, 1hr).
- 3 times was used as a pinch hitter, on 4/6 vs Phi (HR off Adam Morgan), 4/16 vs Mil (6-3 off Wily Peralta) and 6/6 vs StL (1-3 off John Gant).
- In the sixth inning of the 7-4 win 4/6 vs Phi produced a pinch-hit HR off Adam Morgan that snapped the 4-4 tie...was the first pinch-hit HR by any Major League pitcher since Cin's Micah Owings homered off StL's Ryan Franklin on 5/10/09 and the first pinch-hit HR by any Reds batter since Adam Duvall on 8/31/15 off Chi's Justin Grimm.
- Was the club's nominee for the MLBPA's Marvin Miller Award, which goes to the player whose on-field performance and contributions to his community most inspire others to higher levels of achievement.
- Retired the first batter in 50 of his 70 relief apps...stranded 19 of his 29 inherited baserunners...converted 2 saves in 8 chances...the Reds went 36-34 in games in which he pitched.

2016: In his first full season as a reliever posted a 2.88 ERA over 35 apps...in 12 of his 35 apps threw at least 2.0 innings, with a career-high of 3.0 innings in relief on 6/30 at Wsh, and 15 times threw more than 1.0 inning...the day before Opening Day went on the disabled list with a sprained right elbow that limited him to 1 spring training appearance...didn't make his season debut for the Reds until 6/24 vs SD...his father, Cliff Lorenzen, died on 8/17...2 days later came off the bereavement list, threw 1.2 scoreless innings in that night's 9-2 win vs LAD and also hit his first career home run (3-run off Pedro Baez)...was the only home run by a Reds pitcher all season...his 3-run HR off Pedro Baez was the first by a Reds relief pitcher since Micah Owings homered on 5/7/10 vs Cubs off Carlos Silva...was the Reds' nominee for Major League Baseball's prestigious Roberto Clemente Award for his contributions on and off the field...MLB and the Players' Association donated \$7,500 to the Dragonfly Foundation in Michael's name...also was the club's nominee for the MLBPA's Marvin Miller Man of the Year Award.

HOME RUNS AS A HITTER (2)

Date	Pitcher
4/6/17 vs Phi *	Adam Morgan
8/19/16 vs LAD	Pedro Baez
* Only career pinch-hit HR	

2015: In his Major League debut made 21 starts and 6 relief apps...was 1 of 9 rookie pitchers who combined for 110 starts for the Reds, both single-season modern club records...the Reds' season-ending streak of 64 consecutive starts by rookies, beginning 7/29, is a modern Major League record...was 1 of 5 Reds pitchers to start in his Major League debut (Raisel Iglesias, John Lamb, Jon Moscot, Josh Smith)...among National League rookie pitching leaders ranked 10th in ERA, T5th in starts, seventh in innings pitched and strikeouts and 10th in opponents' BA (.292)...made his first 3 apps of the season for the Reds as a starter (1-1, 2.81), followed by relief apps on 5/15 and 5/20...from 5/26-9/16 made 18 consecutive apps as a starter (3-8, 5.92) and then beginning 9/24 finished the season with 4 relief apps (4.2ip, 1 er)...posted 7 quality starts...began the season at Louisville (3gs, 2-1, 2.84)...was promoted on 4/29 and in that night's 8-3 loss started vs the Brewers in his Major League debut after just 49 minor league apps...on 8/13 returned to the Bats for 3 minor league starts and went 2-1, 1.13 before he was promoted again on 8/31...following a 5-3 loss at SF on 9/16, returned to the bullpen after going 1-1, 6.00 in 4 starts following that 8/31 promotion...in his big league debut on 4/29 vs Mil, his first strikeout victim was pitcher Matt Garza...with 2 outs in the bottom of the second inning singled off Garza to become the first Reds pitcher with a hit in his first career plate appearance since Jose Arredondo on 7/29/11 vs SF...in his second start, a 7-1 win at Pit on 5/5, earned his first Major League victory...went 1-1, 2.81 in his 3 starts before a relief appearance vs SF on 5/15...in the fifth inning of that 10-2 loss to the Giants, grounded out as a pinch hitter and then pitched the sixth and seventh innings...excluding non-pitchers, became the first player to pinch hit and pitch in the same game since SF's David Huff on 5/26/14 vs Cubs and the first Red to do it since Micah Owings on 6/15/2010 vs LAD...on 6/6 vs SD produced his first career 2-hit game, both singles off Andrew Cashner...in spring training went 3-0, 1.80 in 2 starts and 4 relief apps (15ip, 12h, 10bb, 9k)...was a non-roster invitee to Major League spring training camp...as one of the final roster moves prior to Opening Day was reassigned to minor league camp the day the team left Goodyear.

MINOR LEAGUES

2014: In just his second professional season made all 24 of his starts at Pensacola in his first extended action at Class AA...was a Southern League All-Star...with a sterling 3.13era ranked third in the SL and third among all Reds minor league pitchers...entered the season rated the organization's sixth-best prospect...following the season was rated by *Baseball America* the 12th-best prospect in the SL...was a non-roster invitee to spring training, his first Major League camp...**2013:** In his first professional season pitched at 4 different levels and in 1 start and 21 relief apps combined to post a 3.00era and 4 saves...following the season pitched for Glendale in the prestigious Arizona Fall League (6gs, 0-3, 11.42, 17.1ip, 29h, 12bb, 5k)...participated in the AFL's Fall Stars Game.

PERSONAL: Graduated from Fullerton (CA) High School...pitched and played outfield at Cal State-Fullerton, where in 2013 he posted 19 saves in 22 apps as a pitcher (3-0, 1.99, 22.2ip, 17h, 4bb, 20k) and in 59 apps as an outfielder hit .335 (7hr, 53rbi, 12sb)...with 35 career saves established a school record...following the 2013 collegiate season was 1 of 5 finalists for the National Collegiate Baseball Writers' Association Stopper of the Year Award, 1 of 12 players named to the John Olerud Two-Way Player of the Year Award watch list, a Golden Spikes Award semifinalist, a Louisville Slugger first-team All-America selection and All-Big West Conference for the second straight season...follow on Twitter at @Lorenzen55.

LORENZEN'S CAREER TRANSACTIONS

- Was selected by the Reds in Competitive Lottery Round A (38th overall) of the June 2013 first-year player draft. Was signed by Mike Misuraca.
- On disabled list with a sprained ulnar collateral ligament and tendinitis in his right elbow, April 3-June 21, 2016; was transferred to the 60-day disabled list, April 25; included a rehabilitation assignment at Louisville, June 13-21.
- On bereavement list, August 16-18, 2016.

Career Pitching

Yr	Club	W-L	ERA	G	GS	CG	SHO	SV	IP	H	R	ER	HR	BB	SO	WP	BK
13	AZL Reds - R	0-0	0.00	1	1	0	0	0	1.0	1	1	0	0	0	1	0	0
	Dayton - A	1-0	0.00	9	0	0	0	2	8.1	7	0	0	0	2	7	0	0
	Bakersfield - A	0-1	6.35	5	0	0	0	2	5.2	6	4	4	1	5	6	0	0
	Pensacola - AA	0-0	4.50	7	0	0	0	0	6.0	6	3	3	1	6	5	0	0
14	Pensacola - AA	4-6	3.13	24	24	0	0	0	120.2	112	50	42	9	44	84	7	0
15	Louisville - AAA	4-2	1.88	6	6	1	1	0	43.0	34	9	9	3	8	19	2	0
	Cincinnati	4-9	5.40	27	21	0	0	0	113.1	131	70	68	18	57	83	4	0
16	#Louisville - AAA	0-0	0.00	4	0	0	0	1	4.0	2	0	0	0	0	7	0	0
	Cincinnati	2-1	2.88	35	0	0	0	0	50.0	41	16	16	5	13	48	2	2
17	Cincinnati	8-4	4.45	70	0	0	0	2	83.0	78	43	41	9	34	80	12	1
Major Totals		14-14	4.57	132	21	0	0	2	246.1	250	129	125	32	104	211	18	3
Minor Totals		9-9	2.77	56	31	1	1	5	188.2	168	67	58	14	65	129	9	0

Injury rehab

Career Hitting

Yr	Club	AVG	G	AB	R	H	2B	3B	HR	RBI	SH	SF	HB	BB	SO	SB	CS	OBP	SLG	E
15	Cincinnati	.250	33	36	4	9	0	1	0	4	4	0	1	0	13	0	0	.270	.306	0
16	Cincinnati	.200	36	5	1	1	0	0	1	3	0	0	0	2	0	0	0	.200	.800	1
17	Cincinnati	.167	73	12	1	2	0	0	1	1	0	0	0	5	0	0	0	.167	.417	0
Career Totals		.226	142	53	6	12	0	1	2	8	4	0	1	0	20	0	0	.241	.377	1

Tripled on 6/11/15 at Cubs (off Tsuyoshi Wada), Homered on 8/19/16 vs LAD (3-run off Pedro Baez) & 4/6/17 vs Phi (pinch-hit solo off Adam Morgan)



TYLER MAHLE

@tylermahle

RHP

30

Age: 23 Ht.: 6-3 Wt.: 210 Bats: R Throws: R ML Service: 0.036

Born: 9/29/94 Birthplace: Newport Beach, CA Resides: Westminster, CA

Acquired: Was selected in the seventh round of the June 2013 first-year player draft. Was signed by Mike Misuraca.

Contract: Signed through the 2018 season and under team control through 2023.

CAREER HIGHLIGHTS: Last name rhymes with rally...entered the 2018 season rated by *Baseball America* the fourth-best prospect in the organization and for the second straight year the Reds minor league pitcher with the best control...his control also was rated the best in the Southern League...in 2017 was a *Baseball America* Minor League All-Star, MLB Pipeline.com's Reds Minor League Pitcher of the Year, the organization's Minor League Pitcher of the Year and Pitcher of the Month for April, a mid-season Southern League All-Star and Minor League Baseball's Southern League Pitcher of the Month for April...in the minor leagues threw a no-hitter on 6/13/16 for Class A Daytona at Jupiter in which he faced the minimum 27 batters (4-0 win, 6k, 1hbp, 105 pitches) and a 9-inning perfect game on 4/22/17 for Class AA Pensacola at Mobile (1-0 win, 8k, 88 pitches, 68 strikes)...was Florida State League Pitcher of the Week for 6/13-6/19, 2016 following his no-hitter and Southern League Pitcher of the Week for 4/17-4/23, 2017 following his perfect game...in 2015 received the Sheldon "Chief" Bender Award as the Reds' Minor League Player of the Year, was a *Baseball America* Low Class A All-Star, a Midwest League All-Star, the organization and MiLB.com's Minor League Pitcher of the Month for July and Midwest League Pitcher of the Week for 6/2-6/8...in 2014 was a *Baseball America* Rookie All-Star, a Pioneer League All-Star and PL Pitcher of the Week for 8/19-8/25, 2014...was Florida State League Pitcher of the Week for 6/13-6/19, 2016...his 2.43 ERA in 2015 still ranks as the second-best single-season mark in Dayton history (Zach Ward, 2.29, 2006)...remains the only starting pitcher in Dragons history named to the MWL's end-of-season All-Star team.

BASEBALL AMERICA'S TOP 10 REDS PROSPECTS

1. Nick Senzel, 3B
2. Hunter Greene, RHP
3. Taylor Trammell, OF
4. **Tyler Mahle, RHP**
5. Jesse Winker, OF
6. Tony Santillan, RHP
7. Jose Siri, OF
8. Shed Long, OF
9. ... Vladimir Gutierrez, RHP
10. Tyler Stephenson, C

2017 SEASON

- Was a *Baseball America* Minor League All-Star, MLB Pipeline.com's Reds Minor League Pitcher of the Year, the organization's Minor League Pitcher of the year and a mid-season Southern League All-Star.
- Following the season was rated the 13th-best prospect in the Southern League, and his control was rated the best in the SL.
- In his Major League debut, from 8/27-9/13 made all his 4 starts for the Reds.
- Spent most of the season at Pensacola and Louisville, where he combined to finish 10-7, 2.06 in 24 starts (144.1ip, 109h, 30bb, 138k, 9hr).
- Led the organization in ERA while ranking T3rd in wins and fourth in strikeouts.
- Among all minor league pitchers ranked eighth in ERA and sixth in WHIP (0.96).
- Was Cin and Minor League Baseball's Southern League Pitcher of the Month for April (5gs, 4-0, 0.55).
- When promoted to Louisville on 6/22 led the Southern League in innings pitched and WHIP (0.87) while ranking among the leaders in ERA (2nd), strikeouts (2nd), opponents' BA (.190, 2nd) and wins (3rd).
- In a 1-0 win at Mobile on 4/22 threw the first perfect game Blue Wahoos history and the second 9-inning perfect game in Southern League history (8/14/1970, Montgomery's Charles Swanson vs Savannah)... went to a 3-ball count just once (8k, 88 pitches, 68 strikes).
- Following the perfect game was named Southern League Pitcher of the Week.
- Made his Major League debut in a 5-2 loss on 8/27 vs Pit (5ip, 4h, 3er, 4bb, 5k)...struck out his second batter (Adam Frazier) and in his second plate appearance singled off Jameson Taillon for his first career hit.
- Recorded his first Major League win in his fourth and final start of the season, threw 5.0 shutout innings in a 6-0 win on 9/13 at StL (4h, 3bb, 4k).
- Entered the season rated by *Baseball America* the 12th-best prospect in the organization and Reds minor league pitcher with the best control.

MINOR LEAGUES

2016: In 27 starts at Class A Daytona and Class AA Pensacola combined to finish 14-6, 3.64...began the season at Daytona and was promoted on 6/2...among all Reds minor league pitchers tied for the lead in wins (Tejay Antone) while ranking third in strikeouts (141 in 150.2ip) and seventh in ERA...at Daytona was Florida State League Pitcher of the Week for 6/13-6/19 following a no-hitter on 6/13 at Jupiter in which he faced the minimum number of batters in the 4-0 win (9ip, 6k, 1hbp, 105 pitches)...following the season was rated by MLB.com the organization's seventh-best prospect... on 12/9 was invited to 2017 Major League spring training camp, his first...**2015:** Spent the season at Class A Dayton and earned the Sheldon "Chief" Bender Award as the Reds' Minor League Player of the Year...was a *Baseball America* Low Class A All-Star and Midwest League All-Star...was rated by *Baseball America* the organization's 10th-best prospect and the pitcher in the system with the Best Control...ranked among all Reds minor league pitchers in wins (13, 1st), ERA (2.43, 1st) and strikeouts (135, 2nd)...his 2.43 ERA was the second-best single-season mark in Dayton history (Zach Ward, 2.29, 2006)...was the organization and MiLB.com's Minor League Pitcher of the Month for July (5gs, 4-0, 0.58)...was named Midwest League Pitcher of the Week for 6/1-6/8...allowed 3 runs or fewer in 24 of his 27 apps...made 7 scoreless starts...on 5/2 at Great Lakes allowed 7 runs in 4.0 innings...his season ERA without that outing drops from 2.43 to 2.07...**2014:** At Billings was a *Baseball America* Rookie All-Star and Pioneer League All-Star...ranked among Pioneer League leaders in CG (1st, 2), SHO (1st, 2), ERA (2nd, 3.87), strikeouts (3rd, 71), WHIP (4th, 1.24), innings pitched (5th, 76.2) and BA against (5th, .263)...was the league's Pitcher of the Week for 8/18-8/25.

SINGLE-SEASON CAREER HIGH STREAKS

Scoreless Streak By Game: 1 (2x), 9/2/17 at Pit & 9/13/17 at StL; **Scoreless Streak By Inning:** 7.0, 9/2-9/7, 2017; **Winning Streak:** None; **Losing Streak:** 2g, 8/27-9/7, 2017

SHELDON "CHIEF" BENDER AWARD REDS MINOR LEAGUE PLAYER OF THE YEAR

2017	Nick Senzel, 3B
2016	Aristides Aquino, OF
2015	Tyler Mahle, RHP
2014	Ben Lively, RHP
2013	Seth Mejias-Brean, 3B
2012	Billy Hamilton, SS
2011	Billy Hamilton, SS
2010	Devin Mesoraco, C
2009	Chris Heisey, OF
2008	Chris Valaika, SS
2007	Jay Bruce, OF
2006	Homer Bailey, RHP
2005	Chris Denorfia, OF
2004	Richie Gardner, RHP
2003	Stephen Smitherman, OF
2002	Brandon Larson, 3B
2001	Adam Dunn, OF
2000	Austin Kearns, OF

PERSONAL: Graduated from Westminster (CA) High School...his brother Greg, a lefthanded pitcher, was drafted by the Angels in the 15th round of the June 2014 first-year player draft...follow on Twitter @tylermahle.

MAHLE'S CAREER TRANSACTIONS

-- Was selected by the Reds in the seventh round of the June 2013 first-year player draft. Was signed by Mike Misuraca.

Career Pitching

Yr	Club	W-L	ERA	G	GS	CG	SHO	SV	IP	H	R	ER	HR	BB	SO	WP	BK
13	AZL Reds - R	1-3	2.36	12	4	0	0	0	34.1	32	18	9	0	8	30	2	0
14	Billings - R	5-4	3.87	15	15	*2	*2	0	76.2	80	43	33	5	15	71	5	1
15	Dayton - A	13-8	2.43	27	26	0	0	0	152.0	145	54	41	7	25	135	3	1
16	Daytona - A	8-3	2.50	13	13	1	1	0	79.1	58	24	22	6	17	76	2	0
	Pensacola - AA	6-3	4.92	14	14	0	0	0	71.1	78	45	39	12	20	65	2	0
17	Pensacola - AA	7-3	1.59	14	14	1	1	0	85.0	57	15	5	5	17	87	0	0
	Louisville - AAA	3-4	2.73	10	10	0	0	0	59.1	52	24	18	4	13	51	5	0
	Cincinnati	1-2	2.70	4	4	0	0	0	20.0	19	6	6	0	11	14	1	0
	Major Totals	1-2	2.70	4	4	0	0	0	20.0	19	6	6	0	11	14	1	0
	Minor Totals	43-28	2.85	105	96	4	4	0	558.0	502	223	177	39	115	515	19	2

* Led Pioneer League

Career Hitting

Yr	Club	AVG	G	AB	R	H	2B	3B	HR	RBI	SH	SF	HB	BB	SO	SB	CS	OBP	SLG	E
17	Cincinnati	.143	4	7	1	1	0	0	0	0	0	0	1	0	2	0	0	.250	.143	0

Only career hit on 8/27/17 vs Pit (single off Jameson Taillon)



JOE MANTIPLY

@jmantiplay

LHP

70

Age: 27 Ht.: 6-4 Wt.: 215 Bats: R Throws: L ML Service: 0.030

Born: 3/1/91 Birthplace: Danville, VA Resides: Danville, VA

Acquired: Was signed by the Reds to a minor league contract with an invitation to 2018 Major League spring training camp, November 13, 2017.

Contract: Signed through the 2018 season and under team control through 2023.

Non-Roster

CAREER HIGHLIGHTS: In 2014 was a mid-season Midwest League All-Star.

2017 SEASON

- Spent the season with the Yankees' Class AAA affiliate in Scranton/Wilkes-Barre.
- Posted a 0.95 ERA in his 6 starts (19ip, 16h, 5bb, 17k, 0hr).
- Posted a 3.53 ERA with 1 save in 2 opps in his 29 relief apps (51ip, 56h, 13bb, 45k, 3hr).
- Following the season became a minor league free agent and on 11/13 was signed by the Reds to a minor league contract with an invitation to 2018 Major League spring training camp.

2016: Spent most of the season in the minor leagues, where he went 4-2, 2.73 with 1 save in 1 start and 55 relief apps...in his Major League debut made 5 relief apps for the Tigers, all in September...made his first career appearance on 9/3 at KC and retired his only batter on 2 pitches.

MINOR LEAGUES

2014: Following the season pitched for Glendale in the prestigious Arizona Fall League (11g, 0-1-1, 2.57, 14ip, 15k).

PERSONAL: As a junior in 2012 led Virginia Tech in innings pitched (81.2)...follow on Twitter @jmantiplay.

MANTIPLY'S CAREER TRANSACTIONS

- Was selected by the Mets in the 48th round of the June 2009 first-year player draft but did not sign.
- Was selected by the Phillies in the 28th round of the June 2012 first-year player draft but did not sign.
- Was selected by the Tigers in the 27th round of the June 2013 first-year player draft. Signed by Bill Buck.
- Was claimed off waivers by the Yankees, November 8, 2016; was released by the Yankees, November 28; was re-signed by the Yankees to a minor league contract with an invitation to 2017 Major League spring training camp, November 30.
- Was signed by the Reds to a minor league contract with an invitation to 2018 Major League spring training camp, November 13, 2017.

Career Pitching

Yr	Club	W-L	ERA	G	GS	CG	SHO	SV	IP	H	R	ER	HR	BB	SO	WP	BK
13	Connecticut - A	0-1	2.04	13	12	0	0	0	35.1	31	12	8	2	10	30	1	0
14	West Michigan - A	6-3	2.40	38	0	0	0	8	71.1	57	19	19	2	19	76	2	0
	Erie - AA	0-0	3.38	8	0	0	0	1	10.2	12	5	4	1	3	10	1	0
15	Erie - AA	2-2	2.53	32	0	0	0	2	53.1	49	18	15	4	12	44	1	0
	Toledo - AAA	2-0	0.90	7	0	0	0	1	10.0	6	1	1	0	1	7	0	0
16	Toledo - AAA	1-1	4.32	7	1	0	0	0	8.1	11	4	4	1	1	7	1	0
	Erie - AA	3-1	2.47	49	0	0	0	1	51.0	40	17	14	1	11	62	4	0
	Detroit	0-0	16.88	5	0	0	0	0	2.2	7	5	5	1	2	2	0	0
17	Scranton/WB - AAA	6-5	2.83	35	6	0	0	1	70.0	72	27	22	3	18	62	0	0
Major Totals		0-0	16.88	5	0	0	0	0	2.2	7	5	5	1	2	2	0	0
Minor Totals		20-13	2.53	189	19	0	0	14	310.0	278	103	87	14	75	298	10	0



KEURY MELLA

RHP

36

Age: 24 **Ht.:** 6-2 **Wt.:** 200 **Bats:** R **Throws:** R **ML Service:** 0.020

Born: 8/2/93 **Birthplace:** Bonao, DR **Resides:** Bonao, DR

Acquired: From the Giants, along with OF Adam Duvall, in exchange for RHP Mike Leake, July 30, 2015.

Contract: Signed through the 2018 season and under team control through 2023.

CAREER HIGHLIGHTS: Name is pronounced KAY-ooh-ree MAY-uh...pitched for the World Team in the 2015 Sirius XM All-Star Futures Game at Cin's Great American Ball Park...also in 2015 was a mid-season California League All-Star.

2017 SEASON

- In his Major League debut made 2 relief apps for the Reds (9/20 vs StL, 9/30 at Chi).
- Was the last of the 17 Reds players to make Major League debuts...on 9/20 vs StL became the 31st and final pitcher to appear in a game for the Reds this season, 1 shy of the club single-season record.
- That appearance vs StL was just his second above Class AA...retired his first 4 batters, including a strikeout of Luke Weaver, before walking Matt Carpenter...threw a perfect fourth inning before allowing Yadier Molina's 2-out, 2-run double in the fifth.
- Spent the minor league season at Class AA Pensacola, where his 26 starts fell 1 shy of the Southern league lead.
- Was promoted to Cin on 9/12, after the Blue Wahoos won the Southern League's Southern Division championship series over Jacksonville.
- Following the season pitched for Este in the Dominican Winter League (5g, 0-0, 1.23, 1sv, 7.1ip, 5h, 2bb, 6k).
- Entered the season rated by *Baseball America* the 19th-best prospect in the organization.

MINOR LEAGUES

2016: Spent most of the season at Class A Daytona, where he made 24 of his season's 25 starts and his only relief appearance...made his only other start in Class AAA Louisville's final game of the season, threw 7.0 innings in his 4-1 victory vs Indianapolis...was his first appearance above Class A...his season ERA of 3.76 was eighth-best among all Reds minor league pitchers...following the season was rated by MLB.com the ninth-best prospect in the organization...on 11/18 was added to the Reds' 40-man roster...**2015:** In 20 Class A starts combined to finish 8-4, 3.23 for the SF's San Jose affiliate and Cin's Daytona club...was a mid-season California League All-Star...at the time of his 7/30 trade to the Reds was rated by MLB.com the Giants' top prospect...pitched for the World Team in the Sirius XM All-Star Futures Game at Great American Ball Park...overall held opponents to a .204 batting average...following the trade, after 4 starts with Daytona finished the season on the disabled list with soreness in his right shoulder.

MELLA'S CAREER TRANSACTIONS

- Was signed by the Giants as a non-drafted free agent, September 9, 2011.
- On Augusta's disabled list with a strained rotator cuff in his right shoulder, June 25-remainder of the season, 2014; included a rehabilitation assignment at Salem-Keizer, August 7-September 1.
- Was acquired by the Reds, along with OF Adam Duvall, in exchange for RHP Mike Leake, July 30, 2015.
- On Daytona's disabled list with soreness in his right shoulder, September 4-remainder of the season, 2015.
- On suspended list, July 24-28, 2016.

Career Pitching

Yr	Club	W-L	ERA	G	GS	CG	SHO	SV	IP	H	R	ER	HR	BB	SO	WP	BK
12	DSL Giants - R	3-3	2.47	14	14	0	0	0	69.1	59	22	19	3	28	75	7	0
13	AZL Giants- R	3-2	2.25	10	9	0	0	0	36.0	34	12	9	0	11	41	4	0
14	Augusta - A	3-3	3.93	12	12	1	0	0	66.1	69	36	29	1	13	63	8	0
	#Salem-Keizer - A	1-1	1.83	6	6	0	0	0	19.2	16	5	4	0	6	20	3	0
15	San Jose - A	5-3	3.31	16	16	0	0	0	81.2	66	38	30	5	26	83	9	0
	Daytona - A	3-1	2.95	4	4	0	0	0	21.1	11	7	7	2	15	23	0	1
16	Daytona - A	8-9	3.90	25	24	0	0	0	131.2	150	67	57	7	56	95	5	2
	Louisville - AAA	1-0	1.29	1	1	0	0	0	7.0	3	1	1	1	1	6	0	0
17	Pensacola - AA	4-10	4.30	27	26	1	1	1	134.0	135	73	64	14	43	109	9	0
	Cincinnati	0-0	6.75	2	0	0	0	0	4.0	5	3	3	1	2	1	0	0
	Major Totals	0-0	6.75	2	0	0	0	0	4.0	5	3	3	1	2	1	0	0
	Minor Totals	31-32	3.49	115	112	2	1	1	567.0	543	261	220	33	199	515	45	3
	# Injury rehab																



DEVIN MESORACO

C
39

Age: 29 **Ht.:** 6-1 **Wt.:** 229 **Bats:** R **Throws:** R **ML Service:** 6.028

Born: 6/19/88 **Birthplace:** Punxsutawney, PA **Resides:** Punxsutawney, PA

Acquired: Was selected by the Reds in the first round (15th overall) of the June 2007 first-year player draft. Was signed by Jeff Brookens.

Contract: Signed a 4-year contract through the 2018 season, avoiding arbitration, January 26, 2015.

CAREER HIGHLIGHTS: In 2014 was named to his first All-Star team by National League manager Mike Matheny, finished 21st in the Baseball Writers' Association of America's NL Most Valuable Player Award voting and joined Johnny Bench as the only catchers in Reds history to produce at least 25 HR and 80 RBI in a season...shares the franchise record for consecutive apps with a home run (5g, 6/19-6/24, 2014) and from 2014-2016 shared the club record for grand slams in a season (3, 2014)...Scooter Gennett hit 4 grand slams in 2017...following the 2015 and 2016 seasons was nominated for the Phi Delta Theta Lou Gehrig Memorial Award for his character and leadership both on and off the field...in 2011 received the Mary E. Barney Award as Louisville's Most Valuable Player, was an International League and *Baseball America* Class AAA All-Star and participated in the Sirius XM All-Star Futures Game at Ari's Chase Field...following the 2011 season was rated by field managers as the best defensive catcher in the International League...in 2010 received the Sheldon "Chief" Bender Award as the organization's Minor League Player of the Year...was the Reds' first-round selection (15th overall) in the June 2007 draft...at the time was just the third catcher ever taken by the Reds with their top pick (Dan LaMar in 1979, Dan Wilson in 1990)...in 2007 was Pennsylvania's Gatorade High School Player of the Year...because of 5 stints on the disabled list, over the last 3 seasons has been limited to 95 apps and 57 starts for the Reds...has been ejected twice in his career (7/30/12 vs SD by HP umpire Chad Fairchild, 8/12/17 at Mil by 3B Larry Vanover).

25 HR / 80 RBI, REDS CATCHERS *

Player	HR	RBI	Season
Johnny Bench	45	148	1970
Johnny Bench	40	125	1972
Johnny Bench	33	129	1974
Johnny Bench	31	109	1977
Johnny Bench	28	110	1975
Johnny Bench	26	90	1969
Johnny Bench	25	104	1973
Devin Mesoraco	25	80	2014

* Catcher as primary position (more than 50% of apps)

2017 SEASON

- Made 56 apps and 39 starts around 3 stints on the disabled list (left shoulder/right hip, left shoulder, left foot).
- Began the season on the 10-day disabled list while recovering from 2016 surgeries to repair a torn labrum in his left shoulder (5/10) and to repair labral and bony abnormalities in his right hip (7/18).
- Came off the DL on 4/27 after 13 apps and 20 rehabilitation days (4/6-4/25) at Pensacola...on 4/28 at STL started in his first appearance for the Reds since 4/27/16.
- From 7/5-7/18 was disabled a second time with a left shoulder strain...before he was activated on 7/19 made a pair of rehab apps for Louisville and produced 1 hit, a grand slam off Syracuse's Sean O'Sullivan.
- Didn't play after 8/14, when at Wrigley Field he suffered a broken left foot when he was hit by a Jose Quintana pitch...beginning the next day finished the season on the disabled list.
- Leading off the 10th inning of the 3-2 win on 6/2 vs Atl, snapped a season-high 0-for-15 skid with his first career walkoff HR (off Jose Ramirez).
- In the top of the 10th inning of the 6-5 loss on 8/12 at Mil was ejected from the dugout by 3B umpire Larry Vanover for protesting a foul tip strikeout of teammate Adam Duvall...was his second career ejection.
- On 8/6, Devin and wife Kira celebrated the birth of their first child, son Luke Devin.

2016: Made 16 apps and 13 starts before he suffered a torn labrum in his left shoulder...had season-ending shoulder surgery on 5/10...on 7/18 had surgery on his right hip to repair labral and bony abnormalities...the procedure was performed in New York by hip specialist Dr. Bryan Kelly, who also repaired an impingement in Mesoraco's left hip in June 2015...made his last appearance in a start on 4/27 at NYM...on 5/2 went on the 15-day disabled list with the shoulder injury...on 5/7 was transferred to the 60-day DL.

2015: On 6/29 had season-ending surgery to repair an impingement in his left hip...hip specialist Dr. Bryan Kelly repaired the torn labrum and removed a spur...made just 23 apps for the Reds, including all 5 of his starts at catcher in the team's first 5g of the season through 4/11...became the first catcher to start each of the Reds' first 5 games since Jeff Reed in 1989...early in the season was bothered by discomfort in his left hip and from 4/13-4/15 missed the series at Wrigley Field while receiving treatment in Cincinnati...following an appearance as a defensive replacement behind the plate on 4/12, didn't play again until a pinch-hitting appearance on 4/21...made his last 17 apps of the season as a pinch hitter (13g) and designated hitter (4gs) before he went on the disabled list on 5/25...made his last appearance of the season as the designated hitter on 5/20 at KC and his last start behind the plate on 4/11 vs STL...on 6/8 was sent to Louisville on a rehabilitation assignment but made only 3 starts, all in LF, before he was sidelined again with soreness in the hip...were his first professional apps at a position other than catcher...on 6/12 was returned from the rehabilitation assignment and had surgery 17 days later...on 7/20 was transferred to the 60-day disabled list...as a pinch hitter in the 4-3 win on 5/12 vs Atl produced his first career walkoff hit, an RBI-double off Jason Grilli.

2017 CATCHERS' ERA				
Catcher	GS	IP	ER	ERA
Barnhart	51-54	926.1	488	4.74
Mesoraco	10-27	305.1	210	6.19
Turner	7-11	177.1	115	5.84
Wallach	0-2	21.0	8	3.43

2017 CATCHERS' CAUGHT STEALING %			
Catcher	SB	CS	%
Barnhart	37	28	43%
Mesoraco	26	6	19%
Turner	10	2	17%
Wallach	1	0	0%

CLUB RECORD

Listed below are the only players in Reds history, since 1900, to produce at least 1 homer in 5 straight apps...**Devin Mesoraco** is only the fifth player in the expansion era (since 1961) to homer in 5 straight games and start at catcher in each of those games (**Johnny Bench** 1972, **Ozzie Virgil** 1987, **Sandy Alomar Jr.** 1997, **Brian McCann** 2006):

Jay Bruce..... 6 hr, 13 rbi.....7/23-7/27, 2016
Devin Mesoraco..... **5 hr, 12 rbi**.....**6/19-6/24, 2014**
 Adam Dunn..... 5 hr, 10 rbi.....5/14-5/19, 2008
 Ken Griffey Jr..... 5 hr, 6 rbi.....7/8-7/12, 2003
 Johnny Bench..... 7 hr, 13 rbi.....5/30-6/3, 1972
 George Crowe..... 5 hr, 7 rbi.....8/8-8/14, 1957
 Ted Kluszewski..... 6 hr, 9 rbi.....8/11-8/15, 1954

MESORACO'S HR IN 5 STRAIGHT GAMES

6/19/14 at Pit..... off Jason Grilli.....Solo
 6/20/14 vs Tor..... off Liam Hendriks.....2-run
 6/21/14 vs Tor..... off Rob Rasmussen.....3-run
 6/23/14 at Chi.....off Hector Rondon.....Grand Slam
 6/24/14 at Chi..... off Neil Ramirez.....Solo
Devin Mesoraco is the only player in modern **Major League history** to produce in 4 straight apps, in succession, a solo, 2-run, 3-run and grand slam HR.

2014: Was named to his first All-Star team by National League manager Mike Matheny...finished 21st in the BBWAA's NL Most Valuable Player Award voting...led all Major League catchers in HR and RBI...joined Johnny Bench as the only players in Reds history whose primary position was catcher to produce at least 25hr and 80rbi in a season...Mesoraco's 24hr as a catcher were the most by a Red since Bench hit 30 at that position in 1977 and his 76rbi at that position were the most by a Red since Eddie Taubensee had 87 (21hr) in 1999...with 440 plate apps, Mesoraco became become only the third catcher in Major League history to produce at least 24hr and 76rbi in 450 plate apps or fewer, joining LAD's Mike Piazza (24hr, 92rbi in 1994) and Tex' Ivan Rodriguez (27hr, 83rbi in 2000)...from 6/19-6/24 homered in 5 straight apps (5hr, 12rbi), tying the club record (6th time)...hit 3 grand slams, also tying the club's single-season record (6th time, most recently by Chris Sabo in 1993)...despite 2 stints on the disabled list (3/30-4/6 with a strained oblique, 4/26-5/15 with a strained left hamstring) still tied Todd Frazier for the team lead in RBI, ranked second to Frazier in HR and tied for the club lead in doubles...in the batting order hit third (2gs), fourth (53gs), fifth (19gs), sixth (15gs), seventh (15gs) and eighth (1gs on 4/8 at StL in his season debut)...hit safely in each of his first 11 apps of the season, a career-high hitting streak and the longest by a Reds batter to begin a season since Barry Larkin began the 1995 campaign with a 12-game hitting streak...his .541 average through his first

10 apps was the highest by a Reds batter over his first 10 apps (20ab minimum) since Bubbles Hargrave went 12-for-22 (.545) in 1926...in the span covering his first 13 apps overall, he led all Major League hitters in batting average (.468) and on-base percentage (.509) and ranked second in slugging percentage (.787; Albert Pujols 1st, .806) before he was disabled again with the hamstring injury...returned from his second DL stint on 5/16 and in that night's 3-0 win at Phi hit a 3-run HR off Kyle Kendrick in his first plate appearance...on 4/8 at StL made his season debut and doubled in each of his first 2 plate apps...on 5/19 at Wsh batted cleanup for the first time in his career and became the first Reds catcher to hit fourth since Ramon Hernandez on 5/29/09 at Mil...on 5/27 at LAD made his first career appearance batting third in the order...in the 6-4 win on 5/30 at Ari produced his second career grand slam (off Bronson Arroyo), his second career 2-homer game and 5rbi...joined Andy Seminick, Smoky Burgess and Bench as the only catchers in Reds history to hit 2 homers, including a grand slam, in the same game...in the 7-2 win on 8/10 vs Mia had 2 homers, including a grand slam, and a career-high 6rbi...his record-tying 5-game home run streak was extended on 6/23 at Chi by a grand slam off Hector Rondon with 2 outs in the ninth inning and on 6/24 at Chi by a homer off Neil Ramirez with 1 out in the ninth...also during that streak, from 6/19-6/23 became the first player in Major League history to produce in 4 consecutive games and in succession a solo HR, 2-run HR, 3-run HR and grand slam...the bat he used during the 5-game home run streak was sent to the Cooperstown Hall of Fame...on 8/29 at Pit singled to lead off the seventh inning and break up Edinson Volquez' no-hit bid.

2013: Led the team in starts at catcher (84) and innings caught (782.0), both career highs...Reds pitchers went 46-38 in his starts and posted a 3.40era when he caught...threw out 13-56 baserunners attempting to steal (23%)...caught 2 of the staff's 5 complete games and 7 of its 17 shutouts...was bothered by a sore back early in July and on 7/8 at Mil caught the entire game as the Reds' only healthy catcher...as a pinch hitter in the 5-4 win vs Atl on 5/7, with 2 outs in the ninth inning homered off a 3-2 pitch from Craig Kimbrel to tie the score at 4-4 and then Shin Soo-Choo followed with another homer to win it...was his first career pinch-hit HR...caught the last 2 innings of the 6-2 Wild Card playoff loss at Pit.

2012: His 5 homers were the most by a Reds rookie catcher since Dann Bilardello hit 9hr in 1983...Reds pitchers posted a 24-24 record in his 48 starts and a 4.19era while he caught...on 8/21 and 8/22 served a 2-game suspension for his actions on 7/30 vs SD, when he was ejected by HP umpire Chad Fairchild...originally was suspended for 3g...earlier in that 7/30 game suffered a concussion in a collision at the plate and from 8/1-8/8 was on the 7-day concussion disabled list...on 8/23 was reinstated from the suspension list and optioned to Louisville...made 5 apps there before he returned to the Reds on 9/2 and made 2 apps the rest of the season for Cin...in the sixth inning of the 6-3 win vs Atl on 5/24 erased the 2-1 deficit with his first career grand slam (off Kris Medlen)...on 6/24 vs Min recorded his first career stolen base...3 times was used as a pinch runner...was not on the Postseason roster...entered the 2012 season rated the organization's top prospect.

2011: In his Major League debut made 18 apps and 13 starts as a September callup...started each of the Reds' last 5g and 9 of their last 11g...Reds pitchers posted a 4.78era while he caught and went 7-6 in his 13 starts...on 9/3 at StL made his Major League debut as a pinch hitter and doubled on Mitchell Boggs' first pitch...hit his first career homer on 9/12 vs Chi (solo off Rodrigo Lopez)...on 9/1 was recalled from Louisville, where he received the Mary E. Barney Award as the club's Most Valuable Player...was an International League mid-season and post-season All-Star and a *Baseball America* Class AAA All-Star...also participated in the Sirius XM All-Star Futures Game at Ari's Chase Field...was rated by field managers as the best defensive catcher in the International League...led the Bats in doubles, total bases and walks and tied for the team lead in hits...in the Bats' 8-inning, 5-4 win in the nightcap of a doubleheader on 4/12 vs Columbus hit Josh Judy's first pitch for a walkoff homer...was rated by *Baseball America* as one of the Top 100 prospects in baseball...entered the season rated the third-best prospect in the organization, behind only LHP Aroldis Chapman and IF Billy Hamilton...was a non-roster invitee to Major League spring training camp.

MINOR LEAGUES

2010: Became the first catcher to receive the Sheldon "Chief" Bender Award as the organization's Minor League Player of the Year...in 113 apps at 3 minor league levels hit .302 with 26hr and 75rbi...led all Reds farmhands in HR and ranked among the leaders in hitting (6th) and RBI (4th)...was the organization's Minor League Player of the Month for April...began the season at Class A Lynchburg, then was promoted to Class

AA Carolina on 5/29 and to Class AAA Louisville on 8/17...made his Triple-A debut on 8/18 vs Syracuse and hit a walkoff grand slam off Atahualpa Severino, the first walkoff slam by a Bats player since 1994...in his next plate appearance, in the second inning on 8/19 vs Syracuse, hit a grand slam off Andrew Kown...became the first player in franchise history to hit grand slams in consecutive plate apps or on consecutive days...played for the Peoria Saguaros in the prestigious Arizona Fall League (18g, .242, 6 2b, 1 3b, 2hr, 11rbi)...participated in the AFL's Rising Stars Game...was a non-roster invitee to Major League spring training camp...**2009:** Spent the season at Class A Sarasota, where he appeared in 92g...on 8/7 went on the disabled list with a strained right forearm and didn't play again the rest of the season...was a non-roster invitee to Major League spring training camp...**2008:** On 7/10 vs Wisconsin belted his first career grand slam...was the recipient of the Darnell Stenson Award as the organization's Florida Instructional League Most Valuable Player...**2007:** Hit his first professional homer on 8/3 vs GCL Red Sox (2-4).

2-HOMER GAMES (3)	
Date	Pitcher(s)
8/10/14 vs Mia	Brad Hand
5/30/14 at Ari	Bronson Arroyo, Evan Marshall
8/3/13 vs StL	Jake Westbrook, Michael Blazek
CAREER GRAND SLAMS (4)	
Date	Pitcher
8/10/14 vs Mia	Brad Hand
6/23/14 at Cubs	Hector Rondon
5/30/14 at Ari	Bronson Arroyo
5/24/12 vs Atl	Kris Medlen
PINCH-HIT HOME RUNS (1)	
Date	Pitcher
5/7/13 vs Atl	Craig Kimbrel
WALKOFF HOME RUNS (1)	
Date (Inning)	Pitcher
6/2/17 vs Atl (10)	Jose Ramirez

**SHELDON "CHIEF" BENDER AWARD
REDS MINOR LEAGUE PLAYER OF THE YEAR**

2017	Nick Senzel, 3B
2016	Aristides Aquino, OF
2015	Tyler Mahle, RHP
2014	Ben Lively, RHP
2013	Seth Mejias-Brean, 3B
2012	Billy Hamilton, SS
2011	Billy Hamilton, SS
2010	Devin Mesoraco, C
2009	Chris Heisey, OF
2008	Chris Valaika, SS
2007	Jay Bruce, OF
2006	Homer Bailey, RHP
2005	Chris Denorfia, OF
2004	Richie Gardner, RHP
2003	Stephen Smitherman, OF
2002	Brandon Larson, 3B
2001	Adam Dunn, OF
2000	Austin Kearns, OF

PERSONAL: In 2007 graduated from Punxsutawney (PA) Area High School, where he set school career records for walks (91), runs (122), hits (101), doubles (25), home runs (18) and stolen bases (35)...also set school single-season records for walks (31, 2007) and runs scored (40, 2005)...as a senior was named Pennsylvania's Gatorade Player of the Year...in November 2017 was inducted into the school's Hall of Fame.

SINGLE-SEASON CAREER HIGH STREAKS
Hitting Streak: 11g, 4/8-4/23, 2014; **Hitless Streak:** 20ab, 8/12-8/19, 2014

MESORACO'S CAREER TRANSACTIONS

- Was selected by the Reds in the first round (15th overall) of the June 2007 first-year player draft. Was signed by Jeff Brooks.
- On Sarasota's disabled list with a strained right forearm, August 7-remainder of the season, 2009.
- On 7-day concussion disabled list, August 1-8, 2012.
- On Major League Baseball's suspended list, August 21-22, 2012.
- On disabled list with a strained oblique, March 30-April 6, 2014; included a rehabilitation assignment at Pensacola, April 3-6.
- On disabled list with a strained left hamstring, April 26-May 15, 2014; included a rehabilitation assignment at Louisville, May 13-15.
- On disabled list with an impingement in his left hip, May 25-remainder of the season, 2015; included a rehabilitation assignment at Louisville, June 8-11; was transferred to the 60-day DL, July 20.
- On disabled list with a torn labrum in his left shoulder, May 2-remainder of the season, 2016; was transferred to the 60-day disabled list, May 7.
- On disabled list while recovering from 2016 left shoulder and right hip surgeries, April 2-26, 2017; included a rehabilitation assignment at Pensacola, April 6-25.
- On disabled list with a strained left shoulder, July 3-18, 2017; included a rehabilitation assignment at Louisville, July 17-18.
- On disabled list with a broken left foot, August 15-remainder of the season, 2017.

CAREER FIELDING								
Pos.	Pct.	G	PO	A	E	TC	DP	PB
C	.994	334	2375	170	15	2560	16	22

Career Hitting

Yr	Club	AVG	G	AB	R	H	2B	3B	HR	RBI	SH	SF	HB	BB	SO	SB	CS	OBP	SLG	E
07	GCL Reds - R	.219	40	137	16	30	4	0	1	8	0	0	3	15	26	2	0	.310	.270	5
08	Dayton - A	.261	83	306	29	80	13	1	9	42	0	4	4	20	64	2	3	.311	.399	9
09	Sarasota - A	.228	92	312	32	71	22	1	8	37	3	3	4	35	76	0	1	.311	.381	8
10	Lynchburg - A	.335	43	158	24	53	11	2	10	31	0	1	3	19	29	2	2	.414	.620	2
	Carolina - AA	.294	56	187	42	55	11	3	13	31	0	3	4	18	37	1	0	.363	.594	8
	Louisville - AAA	.231	14	52	5	12	3	0	3	13	0	0	0	6	14	0	1	.310	.462	1
11	Louisville - AAA	.289	120	436	60	126	36	2	15	71	0	4	7	52	83	1	1	.371	.484	10
	Cincinnati	.180	18	50	5	9	3	0	2	6	0	0	0	3	10	0	0	.226	.360	3
12	Cincinnati	.212	54	165	17	35	8	0	5	14	0	1	1	17	33	1	1	.288	.352	1
	Louisville - AAA	.167	5	18	0	3	1	0	0	0	0	0	0	1	2	0	0	.211	.222	1
13	Cincinnati	.238	103	323	31	77	13	0	9	42	0	5	0	24	61	0	2	.287	.362	5
14	#Pensacola - AA	.000	3	5	0	0	0	0	0	1	0	1	0	2	1	0	0	.250	.000	0
	#Louisville - AAA	.300	3	10	2	3	0	0	1	2	0	0	0	0	1	0	0	.300	.600	0
	Cincinnati	.273	114	384	54	105	25	0	*25	*80	0	3	12	41	103	1	3	.359	.534	3
15	Cincinnati	.178	23	45	2	8	1	1	0	2	0	0	1	5	9	1	0	.275	.244	0
	#Louisville - AAA	.143	3	7	0	1	0	0	0	0	0	0	0	1	3	0	0	.250	.143	0
16	Cincinnati	.140	16	50	2	7	1	0	0	1	0	0	0	5	10	0	1	.218	.160	1
17	#Pensacola - AA	.170	13	47	4	8	1	0	1	3	0	0	2	6	10	0	0	.291	.255	1
	#Louisville - AAA	.143	2	7	1	1	0	0	1	4	0	0	0	3	4	0	0	.400	.571	0
	Cincinnati	.213	56	141	17	30	5	1	6	14	0	1	5	18	38	1	0	.321	.390	2
	Major Totals	.234	384	1158	128	271	56	2	47	159	0	10	19	113	264	4	7	.310	.408	15
	Minor Totals	.263	477	1682	215	443	102	9	62	243	3	16	27	178	350	8	8	.341	.445	45

Injury rehab, * Led Major League catchers

All-Star Record

Yr	Club, Site	AVG	G	AB	R	H	2B	3B	HR	RBI	SH	SF	HB	BB	SO	SB	CS	OBP	SLG	E
14	NL, Minnesota	.000	1	1	0	0	0	0	0	0	0	0	0	0	1	0	0	.000	.000	0

Wild Card Record

Yr	Club, Opponent	AVG	G	AB	R	H	2B	3B	HR	RBI	SH	SF	HB	BB	SO	SB	CS	OBP	SLG	E
13	Cin at Pit	.000	1	1	0	0	0	0	0	0	0	0	0	0	0	0	0	0	0	0



WANDY PERALTA

LHP
53

Age: 26 Ht.: 6-0 Wt.: 220 Bats: L Throws: L ML Service: 1.031

Born: 7/27/91 Birthplace: San Francisco de Macoris, DR Resides: San Francisco de Macoris, DR

Acquired: Was signed as a non-drafted free agent, August 17, 2009. Was signed by Richard Jimenez.

Contract: Signed through the 2018 season and under team control through 2022.

CAREER HIGHLIGHTS: In 2014 tied for the California League lead in starts...was named Midwest League Pitcher of the Week for 7/8-7/14, 2013.

SINGLE-SEASON CAREER HIGH STREAKS

Scoreless Streak By Game: 10g, 6/26-7/19, 2017; Scoreless Streak By Inning: 12.0, 6/26-7/19, 2017; Winning Streak: 2g, 4/30-5/11, 2017; Losing Streak: 3g, 7/28-8/22, 2017

2017 SEASON

- His 69 apps led all Major League rookies and ranked second on the Reds' staff (Michael Lorenzen, 70g).
- From 9/3-9/17 missed 14 games with a right hip flexor strain...returned on 9/19 and finished the season with a 1.80 ERA in his final 6 apps (5ip, 1er, .143oba).
- A staff-high 14 times pitched on consecutive days...twice in a 9-day span pitched a career-high 3 days in a row (8/9-8/11, 8/15-8/17)...Blake Wood (6/2-6/4) and Raisel Iglesias (8/23-8/25) were the only other Reds to pitch 3 straight days.
- From 6/26-7/19 produced career-high scoreless streaks of 10 games and 12.0 innings.
- In his last 7 apps of the first half retired 24 of 25 batters faced (8.2ip, 0h, 1bb, 6k).
- 11 times threw more than 1.0 inning, including a career-high 2.0 innings on 6/26 at StL...entered that game vs the Cardinals in the sixth inning with the bases loaded and no outs but stranded all 3 baserunners after inducing Yadier Molina into a 5-2-3 GIDP and Luke Voit into a groundout to short.
- In the 7-1 win on 4/10 at Pit threw a perfect ninth inning...combined with Michael Lorenzen (3ip) and Cody Reed (3ip) to throw 7.0 perfect innings...Reds relievers threw 7.0 hitless innings in a game for the first time in franchise history.
- In the ninth inning of the 2-0 loss on 4/19 vs Bal recorded 3 strikeouts on 10 pitches, 1 day after Drew Storen recorded an "immaculate inning" of 3 strikeouts on 9 pitches.
- Threw a perfect seventh inning in the 5-4 win on 4/30 at StL and earned his first Major League victory after the Reds snapped the 4-4 tie with a run in the eighth.
- With 1 out in the eighth inning on 9/2 at Pit, allowed Jordan Luplow's first career HR (3-run) and then left the game with an 0-2 count on Jose Osuna (pain in right hip)...missed 14 games until he pitched again on 9/19.
- Retired the first batter in 52 of his 69 relief apps...stranded 17 of his 26 inherited baserunners...went 0-for-2 in save opps...the Reds went 28-41 in games in which he pitched.
- During spring training led the pitching staff in apps (11g, 1-0, 6.00, 12ip, 16h, 8er, 4bb, 13k, 1hr).

2016: Spent most of the season in the minor leagues but in his Major League debut made 10 apps in relief as a September callup for the Reds...was 1 of 12 Reds players and 10 pitchers to make his Major League debut and 1 of a club-record 32 pitchers overall...became the 12th Reds player to make his Major League debut this season and the club's 30th pitcher, tying the franchise record for number of pitchers used in a season (2003)...the Reds eventually established a new record by using 32 pitchers...on 9/4 vs StL made his Major League debut by throwing a hitless seventh inning, then in the sixth frame the next day Mon vs NYM retired his only batter (lineout double play) to strand 2 baserunners...his first career strikeout victim was Jedd Gyorko on 9/4 vs StL...spent the minor league season at Pensacola and Louisville, where combined he went 4-2, 2.50 with 3 saves in 2 starts and 48 relief apps (75.2ip, 61h, 26bb, 58k, 3hr)...on 5/13 was promoted from Pensacola to Louisville...on 9/2 was promoted to Cin.

MINOR LEAGUES

2015: Following the season played for Aguilas in the Dominican Winter League (29g, 1-1, 3.48, 20.2ip, 17h, 9bb, 16k)...**2014:** Tied for the California League in starts...**2013:** Was Midwest League Pitcher of the Week for 7/8-7/14.

PERALTA'S CAREER TRANSACTIONS

-- Was signed as a non-drafted free agent, August 17, 2009. Was signed by Richard Jimenez.

Career Pitching

Yr	Club	W-L	ERA	G	GS	CG	SHO	SV	IP	H	R	ER	HR	BB	SO	WP	BK
10	DSL Reds - R	3-3	2.24	15	7	0	0	0	52.1	38	21	13	1	21	40	13	3
11	DSL Reds - R	6-1	2.05	12	12	0	0	0	61.1	48	17	14	0	29	55	5	1
12	AZL Reds - R	3-6	6.55	14	4	0	0	0	45.1	62	47	33	3	22	40	7	0
13	Dayton - A	2-7	3.80	44	4	0	0	1	85.1	91	45	36	9	41	79	14	4
14	Bakersfield - A	7-12	4.82	28	*28	0	0	0	142.0	164	92	76	19	55	93	13	2
15	Pensacola - AA	7-7	5.09	29	20	0	0	0	116.2	129	74	66	7	60	80	8	1
16	Pensacola - AA	0-1	3.06	13	0	0	0	0	17.2	17	6	6	1	3	20	2	0
	Louisville - AAA	4-1	2.33	37	2	0	0	3	58.0	44	18	15	2	23	38	2	0
	Cincinnati	0-0	8.59	10	0	0	0	0	7.1	11	7	1	1	7	5	0	0
17	Cincinnati	3-4	3.76	^69	0	0	0	0	64.2	53	28	27	8	24	57	4	0
Major Totals		3-4	4.25	79	0	0	0	0	72.0	64	35	34	9	31	62	4	0
Minor Totals		32-38	4.03	192	77	0	0	4	578.2	593	320	259	42	254	445	64	11

* Tied for California League lead, ^ Led Major League rookies



JOSÉ PERAZA

INF

9

Age: 23 Ht.: 6-0 Wt.: 196 Bats: R Throws: R ML Service: 1.141

Born: 4/30/94 Birthplace: Barinas, VZ Resides: San Diego, VZ

Acquired: From the Dodgers, along with IF Brandon Dixon and OF Scott Schebler, as part of a 3-team deal in which the White Sox acquired from the Reds 3B Todd Frazier, December 16, 2015.

Contract: Signed through the 2018 season and under team control through 2022.

CAREER HIGHLIGHTS: In 2016 was an MiLB.com organization All-Star...when acquired by the Reds in December 2015 was rated by *Baseball America* the fourth-best prospect in the Dodgers' organization...entered 2015 rated the top prospect in the Braves' system, that organization's best hitter for average, the fastest baserunner in the Southern League and the Carolina League's best baserunner and best defensive second baseman...in 2014 was the Braves' Minor League Player of the Year and Mississippi's Player of the Month for July...also in 2014 started at 2B for the World Team in the SiriusXM All-Star Futures Game at Min's Target Field...in 2013 was Class A Rome's Player of the Year...in 2012 was the GCL Braves' Player of the Year...in 2011 was the Braves' Dominican Summer League Player of the Year...among all minor league batters ranked third with 60 steals in 2014 and sixth with 64sb in 2013...has been successful on 220 of 276 stolen base attempts (80%) in the minor leagues and on 47 of his 65 attempts (72%) in the majors.

2017 SEASON

- Established career highs in games, runs, hits, doubles, triples, HR, RBI, walks and stolen bases.
- Ranked T6th in the National League in stolen bases.
- Played 2B (77g, 69gs), SS (55g, 48gs) and CF (2g, 2gs)...made his starts in CF on 9/10 at NYM and 9/20 vs StL.
- Twice filled in as the starting shortstop when Zack Cozart was disabled...from 6/18-6/29 started at SS in 10 of the Reds' 11 games and from 7/25-8/5 started at SS in all 11 Reds games.
- In the batting order hit leadoff (11gs), second (28gs), sixth (7gs), seventh (56gs), eighth (8gs) and ninth (9gs).
- In his last 48 apps of the season beginning 7/27 hit .293 (3 2b, 12hr, 11rbi, 8sb, .361obp), raising his overall batting average from .246 to season-ending .259.

- Between 4/5-4/20 did not strike out over 53 consecutive plate apps, the third-longest such streak in the Major Leagues this year behind Buster Posey (55pa, 5/12-5/28) and Brian McCann (55pa, 7/26-8/27).
- Between walks on 5/21 vs Col off Kyle Freeland and 7/25 at NYY off Dellin Betances, did not draw an unintentional walk in 197 plate apps...was the longest such streak in the Major Leagues this season...between Freeland's walk on 5/21 and an intentional walk on 7/18 vs Ari, went 183 plate apps between walks of any kind.
- Produced career-high hitting streaks of 9 games (4/24-5/5) and then 13 games (5/13-5/28).
- With 2 outs in the eighth inning of 4-2 win on 8/24 vs Cubs, produced a 2-run double off Pedro Strop that erased a 2-1 deficit.
- Following the season played for Magallanes in the Venezuelan Winter League (9g, .316, 1 2b, 1 3b, 4rbi, 1sb).
- During spring training led the team in hits (23) and at bats (67)...hit safely in 14 of his 21 spring apps, including 5 of his last 6g (8-20, .400, 2hr, 4rbi).

2016: Was an MiLB.com organization All-Star and following the season was rated by *Baseball America* the 17th-best prospect in the International League...made just 72 apps and 56 starts with the Reds but still ranked among the National League rookie leaders in hitting (2nd), stolen bases (4th), on-base percentage (6th), multi-hit games (22, 7th) and hits (8th)...his .324 batting average was the fifth-highest in Reds history for rookies with at least 200 plate apps and the highest this season by any player age 22 or younger...his .355 BA after the All-Star break also led all NL rookies...in 39 apps after he was promoted on 8/20 ranked third in the Major Leagues in hitting at .366 (56-153, 8 2b, 2 3b, 2hr, 17rbi, 11sb)...teammate Joey Votto was first at .382 and StL's Yadier Molina second at .367...Peraza's 56 hits beginning 8/20 were third-most in the majors (Trea Turner 61, Votto 58)...his three 4-hit games ranked second on the team to Joey Votto's five 4-hit games...as one of the Reds' most versatile players appeared in games at 2B (12g, 7gs), SS (31g, 29gs), LF (8g, 8gs) and CF (13g, 11gs)...his starts in LF were his first professional apps at that position...after Zack Cozart was injured, beginning 9/12 started at SS in 17 of the Reds' last 20 games...with Billy Hamilton injured, from 9/5-9/13 started in CF in 7 of the Reds' 9 games...in his first 2 stints with the Reds, from 5/13-5/17 made 4 apps and 3 starts for Cin after he was promoted to fill the roster spot vacated by OF Billy Hamilton, who went on the bereavement list, and from 6/14-7/31 made 29 apps and 17 starts...on 8/20 was promoted for his third stint with the Reds and in that night's 11-1 win vs LAD produced a 2-run HR and established career highs with 3 hits and 3 RBI...on 5/14 vs Phi made his Reds debut with a start in CF (1-4)...singled on the first pitch he saw...on 7/17 vs Mil was caught stealing by Zach Davies and Jonathan Lucroy, the first caught stealing of his career...had been 13-for-13 in stolen base attempts, including 10-for-his-first-10 this season...in the 3-2 win on 7/31 at SD started in LF and in his first plate appearance hit his first career home run, a 2-run shot off Paul Clemens that erased a 1-0 deficit...hit his second HR in his next appearance for the Reds, a 2-run HR off Brett Anderson on 8/20 vs LAD...for Louisville made 58 starts at SS, 6 starts in CF and 5 starts at 2B...in 23 spring training apps hit .281 (1 2b, 2 3b, 1hr, 7rbi, 6sb)...played 2B (9g), SS (9g), CF (4g) and LF (1g)...as one of the club's final roster moves, was optioned to Louisville 2 days before Opening Day.

2015: Hit .293 with 33 stolen bases in 118 apps for the Class AAA affiliates of the Braves and Dodgers and in his Major League debut played in 7g for LAD...overall played 18g in CF, including 1 appearance at that position for the Dodgers...were his first professional apps in the outfield...for LAD made 6 starts at 2B...made his Major League debut on 8/10 vs Wsh, started at 2B and tripled off Gio Gonzalez for his first career hit...did not play after 9/13 because of a strained left hamstring...entered the season rated the top prospect in the Braves' system and that organization's best hitter for average...by mid-season was rated the 26th-best prospect in all of baseball before he was traded to LAD on 7/30...also entered 2015 rated the fastest baserunner in the Southern League and the Carolina League's best baserunner and best defensive second baseman.

NL ROOKIE BATTING AVERAGE LEADERS

In 2016, **Jose Peraza** ranked second among National League rookies in **batting average**:

Player	BA	HR	SB
Trea Turner	WSH .342	13	33
Jose Peraza	CIN .324	3	21
Corey Seager	LAD .308	26	3
Aledmys Diaz	StL .300	17	4

HIGHEST SEASON BATTING AVERAGE, REDS ROOKIES

Jose Peraza's .324 batting average in 2016 was the fifth-highest in Reds history for rookies with at least 200 plate appearances.

Player	Year	BA	HR	SB
Cuckoo Christensen	1926	.350	0	8
Hal Morris	1990	.340	7	9
Norris Hopper	2007	.329	0	14
Harlin Pool	1934	.327	2	3
Jose Peraza	2016	.324	3	21
Hughie Critz	1924	.322	3	19
Kal Daniels	1986	.320	6	15

Courtesy Elias Sports Bureau

22 YEARS AND YOUNGER

Jose Peraza in 2016 led all Major Leaguers **age 22 or younger** in batting average.

Player	BA	PA	Age
Jose Peraza	CIN .324	256	22
David Dahl	COL .315	237	22
Corey Seager	LAD .308	687	22
Francisco Lindor	CLE .301	684	22
Jorge Polanco	MIN .282	270	22
Carlos Correa	HOU .274	660	21
Rougned Odor	TEX .271	632	22
Nomar Mazara	TEX .266	568	21
Alex Bregman	HOU .264	217	22
Ketel Marte	SEA .259	466	22
Addison Russell	CHI .238	598	22
Byron Buxton	MIN .225	331	22
Orlando Arcia	MIL .219	216	21

Minimum 150 PA, Player ages on 6/30

MINOR LEAGUES

2014: At Class A Lynchburg and Class AA Mississippi was the Braves' Minor League Player of the Year after ranking among the organization's leaders in runs (79, 1st), hits (159, 1st), triples (11, 1st), steals (60, 1st), hitting (.339, 3rd), slugging percentage (.441, 6th), OPS (.805, 6th) and on-base percentage (.364 (8th)...was Mississippi's Player of the Month for July (24g, .359, 16sb)...started at 2B for the World Team in the SiriusXM All-Star Futures Game at Min's Target Field...**2013:** Was Class A Rome's Player of the Year...led the Braves' organization with 64 stolen bases...**2012:** Was the GCL Braves' Player of the Year and Player of the Month for July...despite playing in just 32g for Rookie Danville led that club in steals...**2011:** Was the Braves' Dominican Summer League Player of the Year and Batter of the Month for July.

LEADOFF HOME RUNS (1)

Date	Pitcher
6/14/17 at SD	Jhoulys Chacin

ROOKIES AFTER ALL-STAR BREAK

After the **2016 All-Star** break, **Jose Peraza** led all Major League rookies in hitting.

Player	BA	G	AB
Jose Peraza	CIN	.355	47 172
Trea Turner	WSH	.340	70 300
T.J. Rivera	NYM	.333	33 105
Tony Wolters	COL	.321	29 84
Corey Seager	LAD	.321	67 274

HIGHEST AVERAGE BY ROOKIES, 2ND HALF

Jose Peraza hit **.355** after the **2016 All-Star** break, the ninth-highest BA by any rookie in the second half of a season (min. 180pa).

Player	Year	BA	H
Al Bumbry, Bal	1973	.376	62
Chris Coghlan, Fla	2009	.372	113
Norris Hopper, Cin	2007	.365	70
Austin Kearns, Cin	2002	.361	57
Charlie Keller, NYY	1939	.360	81
Walt Judnich, StL-A	1940	.360	95
Todd Helton, Col	1998	.359	93
Ichiro Suzuki, Sea	2001	.356	109
Jose Peraza, Cin	2016	.355	61

Courtesy Elias Sports Bureau

SINGLE-SEASON CAREER HIGH STREAKS

Hitting Streak: 13g, 5/13-5/28, 2017; **Hitless Streak:** 13ab, 5/5-5/8, 2017

PERAZA'S CAREER TRANSACTIONS

- Was signed by the Braves as a non-drafted free agent, July 2, 2010. Was signed by Rolando Petit.
- On Mississippi's disabled list with a strained left groin, August 15-30, 2014.
- Was acquired by the Dodgers, along with LHP Alex Wood, LHP Luis Avilan, RHP Jim Johnson, RHP Bronson Arroyo and cash, as part of 3-team deal in which Los Angeles sent 3B Hector Olivera, LHP Paco Rodriguez and RHP Zack Bird to Atlanta plus RHP Jeff Brigham, RHP Victor Araujo and RHP Kevin Guzman to Florida, while the Marlins sent RHP Mat Latos, 1B Mike Morse and cash to Los Angeles plus a 2016 supplemental first-round pick to Atlanta, July 30, 2015.
- Was acquired by the Reds, along with IF Brandon Dixon and OF Scott Schebler, as part of a 3-team deal in which the White Sox received from the Reds 3B Todd Frazier and the Dodgers received from the Sox CF Trayce Thompson, IF Micah Johnson and RHP Frankie Montas, December 16, 2015.

CAREER FIELDING

Pos.	Pct.	G	PO	A	E	TC	DP	PB
2B	.984	95	142	226	6	374	61	-
SS	.976	86	88	191	7	286	27	-
CF	1.000	16	29	0	0	29	0	-
LF	1.000	8	13	0	0	13	0	-

Career Hitting

Yr	Club	AVG	G	AB	R	H	2B	3B	HR	RBI	SH	SF	HB	BB	SO	SB	CS	OBP	SLG	E
11	DSL Braves - R	.281	66	235	29	66	5	3	1	22	6	3	10	15	27	28	7	.346	.340	16
12	GCL Braves - R	.318	21	85	17	27	3	3	0	10	3	0	0	4	6	10	3	.348	.424	7
	Danville - R	.281	32	121	21	34	4	0	1	18	2	0	4	9	18	15	2	.351	.339	8
13	Rome - A	.288	114	448	72	129	18	8	1	47	9	7	6	34	64	64	15	.341	.371	29
14	Lynchburg - A	.342	66	284	44	97	13	8	1	27	3	4	3	10	32	35	7	.365	.454	8
	Mississippi - AA	.335	44	185	35	62	7	3	1	17	2	0	1	7	15	25	8	.363	.422	2
15	Gwinnett - AAA	.294	96	391	52	115	10	7	3	37	12	7	2	15	35	26	7	.318	.379	19
	Oklahoma City - AAA	.289	22	90	11	26	3	1	1	5	2	0	0	2	10	7	0	.304	.378	3
	Los Angeles (NL)	.182	7	22	3	4	1	1	0	1	1	0	0	2	3	0	.250	.318	2	
16	Louisville - AAA	.281	71	288	40	81	15	3	2	21	10	1	2	21	43	10	7	.333	.375	12
	Cincinnati	.324	72	241	25	78	8	2	3	25	0	3	5	7	33	21	10	.352	.411	3
17	Cincinnati	.259	143	487	50	126	9	4	5	37	3	1	7	20	70	23	8	.297	.324	8
	Major Totals	.277	222	750	78	208	18	7	8	63	4	4	12	29	105	47	18	.313	.352	13
	Reds Totals	.280	215	728	75	204	17	6	8	62	3	4	12	27	103	44	18	.315	.353	11
	Minor Totals	.299	532	2127	321	637	78	36	11	204	49	22	28	117	250	220	56	.341	.386	104



KEVIN

QUACKENBUSH 61

@Quack1128

RHP

Age: 29 Ht.: 6-4 Wt.: 235 Bats: R Throws: R ML Service: 3.015

Born: 11/28/88 Birthplace: Land O'Lakes, FL Resides: Lutz, FL

Acquired: Was signed by the Reds to a minor league contract with an invitation to 2018 Major League spring training camp, October 30, 2017.

Contract: Signed through the 2018 season and under team control through 2020.

Non-Roster

CAREER HIGHLIGHTS: In 2013 was a mid-season Texas League All-Star...in 2012 was MiLB.com's Relief Pitcher of the Year, a California League All-Star and MiLB.com Organizational All-Star...also in 2012 was an Arizona Fall League Rising Star and member of that prestigious league's All-Prospect team.

SINGLE-SEASON CAREER HIGH STREAKS

Scoreless Streak By Game: 11g, 6/15-7/10, 2014; **Scoreless Streak By Inning:** 10.0, 6/15-7/10, 2014; **Winning Streak:** 3g, 6/18-7/16, 2016; **Losing Streak:** 3g, 9/4-9/24, 2016

2017 SEASON

- Made 20 relief apps for the Padres and 22 relief apps for Class AAA El Paso.
- In August spent a week on the disabled list with a left knee injury suffered while fielding a grounder on 8/23.
- On 9/1 was designated for assignment...5 days later cleared waivers and was outrighted to El Paso.
- Became a free agent following the season and on 10/30 was signed by the Reds to a minor league contract with an invitation to 2018 Major League spring training camp.

2016: Made his first Opening Day roster and made a career-high 60 apps...produced his 2 saves on 8/27 at Mia and 9/13 at SF...were his first Major League saves since 2014.

2015: Spent most of the season with the Padres but also posted a 0.77 ERA in 9 relief apps at Class AAA El Paso...in his last 21 apps of the season beginning 8/15 held righthanded batters to a .103 average, the third-best mark in the National League and sixth-best in the majors during that span (minimum 35 batters faced).

2014: In his Major League debut posted a sterling 2.48 ERA in 56 apps while recording 6 saves, fifth-most in Padres history by a rookie (Butch Metzger, 16 in 1976; Luis DeLeon, 15 in 1982; Al Severinson, 8 in 1971; Dale Thayer, 7 in 2012)...his 56 strikeouts tied for 10th-most in franchise history by a rookie reliever while his 9.28 strikeouts per 9 innings was sixth-best in club history by a rookie reliever...5 times was promoted to SD, all in a 22-day span from 4/25-5/17...began the season at Class AAA El Paso...was promoted on 4/25 and in that night's 11-1 loss at Wsh made his first career appearance (1.2ip, 2h, 2er, 1bb, 1k)...earned his first Major League victory on 5/27 at Ari (4-3 win) and his first save on 8/20 at LAD (4-1 win).

MINOR LEAGUES

2013: At Class AA San Antonio was a Texas League All-Star...did not play in the league's All-Star Game because he was promoted to Class AAA Tucson...**2012:** At Class A Lake Elsinore was MiLB.com's Relief Pitcher of the Year, a California League All-Star and MiLB.com Organizational All-Star...following the season was an Arizona Fall League Rising Star and a member of that prestigious league's All-Prospect team...**2011:** In his first professional season, produced 18 saves in 35 apps for Rookie Eugene and Class A Fort Wayne.

PERSONAL: Attended Jesuit High School in Tampa, where he pitched no-hitters as a junior and senior...in 2011 established the University of South Florida single-season record for relievers with a 0.80 ERA...with 12 saves that season led the Big East while ranking 13th nationally and was named to the All-Big East second team...follow on Twitter @Quack1128.

QUACKENBUSH'S CAREER TRANSACTIONS

- Was selected by the Padres in the eighth round of the June 2011 first-year player draft. Was signed by Willie Bosque.
- On Lake Elsinore's disabled list with inflammation in his left knee, August 29-rest of the season, 2012.
- On El Paso's disabled list with inflammation in his left knee, August 5-11, 2017.
- Was signed by the Reds to a minor league contract with an invitation to 2018 Major League spring training camp, October 30, 2017.

Career Pitching

Yr	Club	W-L	ERA	G	GS	CG	SHO	SV	IP	H	R	ER	HR	BB	SO	WP	BK
11	Fort Wayne - A	1-1	0.84	18	0	0	0	9	21.1	12	2	2	0	6	38	0	0
	Eugene - A	1-0	0.44	17	0	0	0	9	20.2	13	1	1	0	6	33	1	0
12	Lake Elsinore - A	3-2	0.94	52	0	0	0	*27	57.2	42	9	6	1	22	70	3	0
13	San Antonio - AA	2-0	0.29	29	0	0	0	13	31.0	16	4	1	1	10	46	0	1
	Tucson - AAA	8-2	2.91	28	0	0	0	4	34.0	33	14	11	0	19	38	0	0
14	San Diego	3-3	2.48	56	0	0	0	6	54.1	42	15	15	2	18	56	1	1
	El Paso - AAA	0-0	1.26	13	0	0	0	6	14.1	9	2	2	0	4	12	0	0
15	San Diego	3-2	4.01	57	0	0	0	0	58.1	52	28	26	6	20	58	0	1
	El Paso - AAA	1-0	0.77	9	0	0	0	2	11.2	6	1	1	0	2	14	0	0
16	San Diego	7-7	3.92	60	0	0	0	2	59.2	55	27	26	8	22	42	2	0
	El Paso - AAA	1-0	2.08	9	0	0	0	2	13.0	12	3	3	0	2	16	1	0
17	San Diego	0-2	7.86	20	0	0	0	0	26.1	32	23	23	5	16	23	3	0
	El Paso - AAA	4-1	3.90	22	0	0	0	4	27.2	28	15	12	4	9	24	1	0
Major Totals		13-14	4.08	193	0	0	0	8	198.2	181	93	90	21	76	179	6	2
Minor Totals		21-6	1.52	197	0	0	0	76	231.1	171	51	39	6	80	291	6	1

* Led California League

Career Hitting

Yr	Club	AVG	G	AB	R	H	2B	3B	HR	RBI	SH	SF	HB	BB	SO	SB	CS	OBP	SLG	E
17	San Diego	.000	20	1	0	0	0	0	0	0	0	0	0	0	1	0	0	.000	.000	0

Only career plate appearance on 7/19/07 at Col (struck out vs Jon Gray)



TANNER RAINEY

@THErain_ey

RHP

80

Age: 25 **Ht.:** 6-2 **Wt.:** 235 **Bats:** R **Throws:** R **ML Service:** 0.000

Born: 12/25/92 **Birthplace:** Hammond, LA **Resides:** Folsom, LA

Acquired: Was selected in Competitive Balance Round B of the 2015 first-year player draft. Was signed by Ben Jones.

Contract: Signed through the 2018 season and under team control through 2023.

Non-Roster

CAREER HIGHLIGHTS: Was the 71st player selected in the 2015 first-year player draft...entered the 2018 season rated by *Baseball America* the 20th-best prospect in the organization and 30th-best by MLB.com...in 2017 was a mid-season Florida State League All-Star...in 2016 was a mid-season Midwest League All-Star...in 2018 attended his first Major League spring training camp.

2017 SEASON

- In 53 relief apps at Class A Daytona and Class AA Pensacola combined to finish 3-3, 3.19 while converting 13 saves in 16 chances.
- In 62.0 innings recorded 104 strikeouts while allowing just 29 hits and 33 walks.
- His 13 saves were second-most by any Reds minor league pitcher (Jimmy Herget 1st, 25sv).
- At Daytona was a mid-season Florida State League All-Star.
- With 26 games finished ranked third in the Florida State League.
- On 12/4 was invited to 2018 Major League spring training camp, his first.

SEASON HIGHLIGHTS

2016: At Class A Dayton was a mid-season Midwest League All-Star...missed time with a strained left oblique.

PERSONAL: Graduated from St. Paul High School in Covington, LA...played at the University of West Alabama, where as the team's regular first baseman in 2015 he established a school record for home runs in a season with 19...from 2011-2013 pitched at Southeastern Louisiana...follow on Twitter @THErain_ey.

RAINEY'S CAREER TRANSACTIONS

- Was selected in Competitive Balance Round B of the 2015 first-year player draft (71st overall). Was signed by Ben Jones.
- On Dayton's disabled list with a strained left oblique, April 23-May 6, 2016.

Career Pitching

Yr	Club	W-L	ERA	G	GS	CG	SHO	SV	IP	H	R	ER	HR	BB	SO	WP	BK
15	Billings - R	2-2	4.27	15	15	0	0	0	59.0	58	37	28	2	28	57	11	0
16	Dayton - A	5-10	5.57	29	20	0	0	1	103.1	109	70	64	9	66	113	25	1
17	Daytona - A	2-2	3.80	39	0	0	0	9	45.0	21	19	19	4	22	77	10	1
	Pensacola - AA	1-1	1.59	14	0	0	0	4	17.0	8	4	3	2	11	27	2	0
Minor Totals		10-15	4.57	97	35	0	0	14	224.1	196	130	114	17	127	274	48	2



CODY
REED

Twitter icon @C_Reed24

LHP
25

Age: 24 Ht.: 6-5 Wt.: 230 Bats: L Throws: L ML Service: 0.166

Born: 4/15/93 Birthplace: Memphis, TN Resides: Lakeland, TN

Acquired: From the Royals, along with LHP Brandon Finnegan and LHP John Lamb, in exchange for RHP Johnny Cueto, July 26, 2015.

Contract: Signed through the 2018 season and under team control through 2023.

CAREER HIGHLIGHTS: Over 2 seasons from 2015-2016, his slider was rated the best in the organization... in 2015 was a mid-season Carolina League All-Star, Texas League Pitcher of the Week once (7/21-7/27) and Southern League Pitcher of the League twice (8/4-8/10, 9/1-9/7).

2017 SEASON

- Spent most of the season at Louisville, where he led the International League in hit batters and wild pitches while ranking third in walks...made 1 start and 11 relief apps during 2 stints for the Reds.
- As 1 of 7 rookies on the Opening Day roster began the season in the Reds' bullpen and made his first 4 apps in relief (8ip, 4bb, 8k) before his only start, a 12-8 loss on 4/22 vs Cubs...retired all 18 batters (7k) in his last 3 relief apps prior to his 4/22 start.
- Following that 4/22 start made a pair of relief apps before he was optioned to Louisville on 5/4 to make room on the roster for RHP Austin Brice...spent the rest of the season with the Bats...returned to the Reds in September, after Louisville's season ended.
- On 4/6 vs Phi, in his season debut threw scoreless fifth and sixth innings and earned the 7-4 win when the Reds snapped the 4-4 tie with a run in the sixth...was his first career victory after an 0-7 start, with all 7 losses coming in 2016.
- In the 7-1 win on 4/10 at Pit threw 3.0 perfect innings...combined with Michael Lorenzen (3ip) and Wandy Peralta (1ip) to throw 7.0 perfect innings...Reds relievers threw 7.0 hitless innings in a game for the first time in franchise history.
- In the 2-1 win on 9/16 vs Pit retired his only batter (Gregory Polanco 4-3) to strand an inherited baserunner and earn his only Major League save.
- Retired the first batter in 9 of his 11 relief apps...stranded both inherited baserunners...converted his only save opportunity...the Reds went 5-7 in games in which he pitched.
- At Louisville from 6/3-6/25, became the first Bats pitcher to allow fewer than 2 earned runs in 5 consecutive starts since Greg Reynolds in 2013.
- Entered the season rated the second-best prospect in the organization behind 3B Nick Senzel.

2016: Following the season was rated by MLB.com the third-best prospect in the organization and by *Baseball America* the 18th-best prospect in the International League...as 1 of 10 Reds pitchers to make his Major League debut, from 6/18-8/14 made all 10 of his starts for Cin...was 1 of 12 Reds players overall to make his Major League debut and 1 of a single-season club record 32 pitchers used in 2016...made his last appearance of the season in a start for Louisville on 8/29, when he left the game in the third inning with low back spasms... on 9/2 was promoted for his second stint with the Reds but didn't pitch before he went on the 15-day disabled list on 9/16 with the back injury...in the 11-inning, 5-4 loss on 6/18 at Hou became the first Reds pitcher with at least 9 strikeouts in his Major League debut since Johnny Cueto had 10 strikeouts without a walk on 4/3/08 vs Ari and the first to throw at least 7.0 innings in a debut since Travis Wood did it on 7/1/10 at Cubs...in that first career appearance, walked his first batter (George Springer) and the second batter homered (Marwin Gonzalez)...his first career strikeout victim was Carlos Correa...in the 5-4 walkoff loss on 8/8 at StL was in line for his first Major League victory after throwing 6.0 shutout innings, but with 2 outs and a runner on first base in the ninth inning the Cardinals scored 5 runs off Tony Cingrani and Ross Ohlendorf...became the second pitcher in Reds history to finish with as many as 7 losses without a win (Brian Reith, 0-7 in 2001)...from 4/18-4/24 was on Louisville's disabled list with a cut on his left index finger...attended 2016 Major League spring training camp as a non-roster invitee and in 4 exhibition starts and 1 relief appearance in Goodyear went 1-2, 2.87 (15.2ip, 12h, 6bb, 16k, 1hr)...was reassigned to minor league camp on 3/22...entered the season rated the Reds' second-best prospect by *Baseball America* and ninth-best prospect by MILB.com.

MINOR LEAGUES

2015: On 7/26 was traded from KC to the Reds as part of the deal that sent veteran RHP Johnny Cueto to the Royals...at Class A Wilmington and Class AA Northwest Arkansas and Pensacola combined to finish 13-9, 2.41 in 23 starts and 3 relief apps...was a mid-season Carolina League All-Star, Texas League Pitcher of the Week once (7/21-7/27) and Southern League Pitcher of the League twice (8/4-8/10, 9/1-9/7)...his season totals for wins (13), strikeouts (144) and ERA (2.41) would have led all Reds farmhands...twice for Pensacola threw 8.0 scoreless innings (8/5 at Jacksonville, 8/31 at Jackson)...finished the season rated the sixth-best prospect in the Carolina League and the 10th-best prospect in the Southern League...**2014:** In his first full professional season made 19 starts at Class A Lexington...in July and August missed time with an impingement in his left shoulder.

PERSONAL: In 2011 graduated from Horn Lake (MS) High School...played baseball at Northwest Mississippi Community College in Senatobia, MS, where in 2013 he set a single-season school record with 96 strikeouts in 73.1 innings and finished his career as NWMCC's all-time leader in strikeouts (161), wins (16) and innings pitched (137.2)...follow on Twitter @C_Reed24.

SINGLE-SEASON CAREER HIGH STREAKS

Scoreless Streak By Game: 4g (2x), 4/6-4/18 & 9/16-9/28, 2017; **Scoreless Streak By Inning:** 8.0, 4/6-4/18, 2017; **Winning Streak:** None; **Losing Streak:** 7g, 6/24-8/14, 2016

REED'S CAREER TRANSACTIONS

- Was selected by the Royals in the second round of the June 2013 first-year player draft. Was signed by Travis Ezi.
- On Lexington's disabled list with an impingement in his left shoulder, July 19-August 8, 2014.
- Was acquired by the Reds, along with LHP Brandon Finnegan and LHP John Lamb, in exchange for RHP Johnny Cueto, July 26, 2015.
- On Louisville's disabled list with a cut on his left index finger, April 18-24, 2016.
- On disabled list with low back spasms, September 16-remainder of the season, 2016.

Career Pitching

Yr	Club	W-L	ERA	G	GS	CG	SHO	SV	IP	H	R	ER	HR	BB	SO	WP	BK
13	Idaho Falls - R	0-1	6.07	15	6	0	0	0	29.2	31	24	20	0	23	25	4	0
14	Lexington - A	3-9	5.46	19	19	0	0	0	84.0	105	66	51	5	36	58	11	1
15	Wilmington - A	5-5	2.14	13	10	1	0	1	67.1	62	19	16	3	18	65	3	0
	NW Arkansas - AA	2-2	3.45	5	5	0	0	0	28.2	26	16	11	3	8	19	1	0
	Pensacola - AA	6-2	2.17	8	8	0	0	0	49.2	39	14	12	1	16	60	1	1
16	Louisville - AAA	6-4	3.08	13	13	0	0	0	73.0	71	28	25	6	20	65	1	0
	Cincinnati	0-7	7.36	10	10	0	0	0	47.2	67	47	39	12	19	43	2	2
17	Cincinnati	1-1	5.09	12	1	0	0	1	17.2	11	11	10	3	19	17	2	0
	Louisville - AAA	4-9	3.55	21	20	0	0	0	106.1	105	49	42	7	61	102	*13	0
Major Totals		1-8	6.75	22	11	0	0	1	65.1	78	58	49	15	38	60	4	2
Minor Totals		26-32	3.63	94	81	1	0	1	438.2	439	216	177	25	182	394	34	2

* Led International League in wild pitches and hit batters

Career Hitting

Yr	Club	AVG	G	AB	R	H	2B	3B	HR	RBI	SH	SF	HB	BB	SO	SB	CS	OBP	SLG	E
16	Cincinnati	.000	10	11	1	0	0	0	0	0	2	0	0	1	6	0	0	.083	.000	0
17	Cincinnati	.000	12	2	0	0	0	0	0	0	0	0	0	0	2	0	0	.000	.000	0
Career Totals			22	13	1	0	0	0	0	0	2	0	0	1	8	0	0	.071	.000	0



JESUS REYES

RHP
73

Age: 25 **Ht.:** 6-2 **Wt.:** 180 **Bats:** R **Throws:** R **ML Service:** 0.000

Born: 2/21/93 **Birthplace:** Santo Domingo, DR **Resides:** Brooklyn, NY

Acquired: Was signed as a non-drafted free agent, August 28, 2014. Was signed by Lee Seras.

Contract: Signed through the 2018 season and under team control through 2023.

2017 SEASON

- In 25 starts at Class A Daytona and Class AA Pensacola combined to finish 8-9, 3.60 (137.1ip, 135h, 47bb, 111k, 11hr).
- Among Reds minor leaguers ranked seventh in ERA.
- Began the season at Daytona...on 7/14 was promoted to Pensacola.
- On 11/20 was added to the 40-man roster.

SEASON HIGHLIGHTS

2016: Began his first professional season in extended spring training and on 5/2 was promoted to Class A Dayton...from 5/31-7/13 allowed just 2 runs in 28.1 innings...through July pitched as a spot starter and in relief, then in August joined the rotation for the rest of the season...allowed 1 earned run or les in 5 of his last 7 starts...limited righthanded batters to a .186 average.

PERSONAL: In 2014 attended ASA College, an NJCAA Division I program in Brooklyn.

REYES' CAREER TRANSACTIONS

-- Was signed by the Reds as a non-drafted free agent, August 28, 2014. Was signed by Lee Seras.

Career Hitting

Yr	Club	W-L	ERA	G	GS	CG	SHO	SV	IP	H	R	ER	HR	BB	SO	WP	BK
15	AZL Reds - R	5-4	3.40	13	5	0	0	0	50.1	46	29	19	1	22	43	11	0
16	Dayton - A	5-5	2.40	30	10	0	0	2	93.2	73	31	25	3	37	68	10	2
17	Daytona - A	6-5	3.78	15	15	0	0	0	85.2	80	46	36	8	27	67	6	0
	Pensacola - AA	2-4	3.31	10	10	0	0	0	51.2	55	19	19	3	20	44	4	0
Minor Totals		18-18	3.17	68	40	0	0	2	281.1	254	125	99	15	106	222	31	2



SAL ROMANO

@salromano14

RHP

47

Age: 24 **Ht.:** 6-5 **Wt.:** 270 **Bats:** L **Throws:** R **ML Service:** 0.081

Born: 10/12/93 **Birthplace:** Syosset, NY **Resides:** Southington, CT

Acquired: Was selected by the Reds in the 23rd round of the June 2011 first-year player draft. Was signed by Lee Seras.

Contract: Signed through the 2018 season and under team control through 2023.

CAREER HIGHLIGHTS: Following the 2016 season participated in leadership training at West Point...in 2014 and 2016 led or tied for his league lead in starts and innings pitched...was Southern League Pitcher of the Week for 7/25-7/31, 2016 and Florida State League Pitcher of the Week for 7/20-7/26, 2015...in 2013 and 2014 was a mid-season Midwest League All-Star...is Class A Dayton's all-time leader in starts (53) and innings pitched (269.0) while ranking second in strikeouts (217, Ismael Guillon 230) and T4th in wins (15).

SINGLE-SEASON CAREER HIGH STREAKS

Scoreless Streak By Game: 1g, 9/16/17 vs Pit; **Scoreless Streak By Inning:** 10.0, 9/10-9/16, 2017; **Winning Streak:** 2g, 8/18-8/29, 2017; **Losing Streak:** 3g, 8/3-8/13, 2017

2017 SEASON

- In his Major League debut made 16 starts during 3 stints with the Reds.
- Made spot starts in April and in early July before joining the rotation for good after the All-Star break...during the second half led Reds pitchers in innings (79.0) while tying Homer Bailey for the staff lead in starts (14).
- In his last 8 starts of the season for the Reds went 3-3, 3.17 with 4 quality starts...overall after the All-Star break went 4-7, 4.44 in his 14 starts...the Reds went 7-9 in his 16 starts.
- Began the season at Louisville and went 0-0, 1.38 in 2 starts before he was recalled on 4/16...in his Major League debut that Sun afternoon at Mil suffered the 4-2 loss...started in place of RHP Rookie Davis, who was disabled 4 days earlier.
- Following that start was optioned back to Louisville...made 8 more starts there around a stint on the Bats' disabled list before he was promoted for his second career start on 7/6, when at Ari he earned his first career victory (6-3 win).
- Returned to Louisville the next day...on 7/13 threw 2.1 innings vs Indianapolis in a tuneup start in preparation for his 7/18 promotion.
- On 9/3 at Pit doubled off Trevor Williams to snap an 0-for-17 skid to begin his career.
- While at Louisville, from 4/27-6/2 was disabled with a strained right shoulder.
- As one of the final cuts of spring training was optioned to Louisville on 3/28, the day before Cin left Goodyear.
- Entered the season rated by *Baseball America* the eighth-best prospect in the organization.

MINOR LEAGUES

2016: In his first full season at Class AA Pensacola led the Blue Wahoos' staff in starts, innings pitched and strikeouts...led the Southern League in innings pitched, tied for the lead in starts and ranked second in the SL in strikeouts...averaged 1.90 walks per 9 innings, second-best ratio in the Southern League...averaged 8.31 strikeouts per 9 innings, third-best in the SL...averaged 11.31 baserunners per 9 innings, fifth-best ratio...among all Reds farmhands ranked fifth in ERA and second in strikeouts...was Southern League Pitcher of the Week for 7/25-7/31...entered the season rated the ninth-best prospect in the organization and pitcher with the best fastball...following the season was rated by MLB.com the organization's eighth-best prospect...**2015:** While at Daytona was Florida State League Pitcher of the Week for 7/20-7/26 after allowing just 1 hit in 7.0 shutout innings of a 7-1 win at Dunedin on 7/21 (0bb, 6k)...following the season, his fastball was rated by *Baseball America* the best in the organization...on 11/19 was added to the 40-man roster...**2014:** At Class A Dayton was a mid-season Midwest League All-Star for the second straight year...led the MWL in starts and innings pitched...with 28 starts established a new single-season club record (tied by Wyatt Strahan in 2015)...was rated the 17th-best prospect in the organization...**2013:** At Class A Dayton was a mid-season Midwest League All-Star...was rated by MLB.com the 10th-best prospect in the organization.

PERSONAL: Graduated from Southington (CT) High School...follow on Twitter @salromano14.

ROMANO'S CAREER TRANSACTIONS

- Was selected by the Reds in the 23rd round of the June 2011 first-year player draft. Was signed by Lee Seras.
- On Dayton's disabled list, May 30-June 5, 2013.
- On Louisville's disabled list with a strained right shoulder, April 27-June 2, 2017.

Career Pitching

Yr	Club	W-L	ERA	G	GS	CG	SHO	SV	IP	H	R	ER	HR	BB	SO	WP	BK
12	Billings - R	5-6	5.32	15	15	0	0	0	64.1	74	45	38	1	23	52	9	3
13	Dayton - A	7-11	4.86	25	25	0	0	0	120.1	134	81	65	10	57	89	9	1
14	Dayton - A	8-11	4.12	28	*28	0	0	0	*148.2	169	87	68	9	42	128	9	1
15	Daytona - A	6-5	3.46	19	18	1	0	0	104.0	103	48	40	2	33	79	4	1
	Pensacola - AA	0-4	10.96	7	7	0	0	0	23.0	35	28	28	4	12	9	0	0
16	Pensacola - AA	6-11	3.52	27	*27	0	0	0	*156.0	157	71	61	10	34	144	7	0
17	Louisville - AAA	1-4	3.47	10	10	1	0	0	49.1	49	26	19	1	17	32	5	0
	Cincinnati	5-8	4.45	16	16	0	0	0	87.0	91	49	43	9	37	73	5	0
	Major Totals	5-8	4.45	16	16	0	0	0	87.0	91	49	43	9	37	73	5	0
	Minor Totals	33-52	4.31	131	130	2	0	0	665.2	721	386	319	37	218	533	43	6

* Led or tied for league lead

Career Hitting

Yr	Club	AVG	G	AB	R	H	2B	3B	HR	RBI	SH	SF	HB	BB	SO	SB	CS	OBP	SLG	E
17	Cincinnati	.042	16	24	0	1	1	0	0	0	5	0	0	1	15	0	0	.080	.083	1

Only career hit on 9/3/17 at Pit (double off Trevor Williams)



SCOTT SCHEBLER

Twitter @scheb08

OF
43

Age: 27 Ht.: 6-0 Wt.: 228 Bats: L Throws: R ML Service: 1.132

Born: 10/6/90 Birthplace: Cedar Rapids, IA Resides: Solon, IA

Acquired: From the Dodgers, along with IF Brandon Dixon and IF Jose Peraza, as part of a 3-team deal in which the White Sox acquired from the Reds 3B Todd Frazier, December 16, 2015.

Contract: Signed through the 2018 season and under team control through 2022.

CAREER HIGHLIGHTS: In 2013, 2014 and 2016 was an MiLB.com Organization All-Star...was a *Baseball America* Class AA All-Star in 2014 and Class AAA All-Star in 2016...in 2014 was named to the Arizona Fall League's All-Prospects team...in 2013 received the Branch Rickey Award as the Dodgers' Minor League Player of the Year...was Pacific Coast League Player of the Week for 6/16-6/22, 2015 and California League Player of the Week for 7/2-7/8, 2013...twice in his professional career hit for the cycle (6/1/14 for Chattanooga vs Mobile, 7/26/16 for Louisville vs Charlotte).

SINGLE-SEASON CAREER HIGH STREAKS

Hitting Streak: 6g, 8/24-8/30, 2016; Hitless Streak: 28ab, 8/4-8/14, 2016

2017 SEASON

- In his first full season in the Major Leagues became just the seventh right fielder in Reds history to produce at least 30 HR (Jay Bruce 3, Frank Robinson 3, Dave Parker 2, Wally Post 2, Ival Goodman, Ken Griffey Jr.).
- Was 1 of 18 players in the National League and 41 in the Major Leagues to hit at least 30 homers.
- Among National League leaders ranked eighth in both times hit by a pitch (14) and HR ratio (15.8ab).
- Played RF (120g, 115gs) and CF (15g, 13gs)...in the batting order hit first (1gs, 9/21 vs StL), fourth (1gs, 4/15 vs Mil), fifth (15gs), sixth (84gs) and seventh (27gs).
- Prior to the All-Star break hit .254 with 15 2b, 22 HR and 44 RBI...during the second half hit .197 with 10 doubles, 2 triples, 8 HR and 23 RBI while hampered by a shoulder injury...came out of the All-Star break 4-for-52 (.077) over 17 apps before he was disabled, dropping his season batting average from .254 to .228.

- From 8/1-8/17 was disabled with a left shoulder strain...in 40 apps after he came off the DL hit .246 the rest of the season (9 2b, 2 3b, 7hr, 22rbi)...when disabled ranked T12th in the National League with a career-high 23 HR and was tied for the NL lead in home runs on the road (16).
- On 6/3 vs Atl left the game with a sprained left shoulder suffered while making a diving catch...missed 3g.
- On 6/28 vs Mil reached over the wall to rob Stephen Vogt of a 3-run HR.
- On 8/29 vs NYM hit his first career grand slam (off Chris Flexen)... in that game tied his career high with 5 RBI.
- On 9/21 vs StL made his only start of the season batting leadoff.
- Twice homered in consecutive plate apps...did it in the ninth inning on 4/7 at StL (solo off Kevin Siegrist) and then in the eighth inning on 4/8 at StL (2-run off Jonathan Broxton)...also did it on 4/26 at Mil, when he hit solo HR off Wily Peralta in the fourth and sixth innings.
- From 4/7-4/10 produced at least 1 RBI in 4 consecutive apps (5rbi), tying the longest RBI streak of his career (4g, 6rbi, 9/10-9/13, 2016).
- From 5/20-5/22 homered in career-high 3 straight apps (3hr, 6rbi).
- Made his second straight Opening Day roster.

2-HOMER GAMES (3)	
Date	Pitcher
9/21/17 vs StL ..	Carlos Martinez, Zach Duke
4/26/17 at Mil	Wily Peralta
8/27/16 at Ari	Zack Godley
WALKOFF HOME RUNS (1)	
Date (Inning)	Pitcher
8/2/16 for Cin vs StL (9th) ..	Seung-Hwan Oh
LEADOFF HOME RUNS (1)	
Date	Pitcher
9/9/15 for LAD at LAA	Garrett Richards
GRAND SLAMS (1)	
Date	Pitcher
8/29/17 for Cin vs NYM	Chris Flexen
CONSECUTIVE GAMES (MINIMUM 3)	
Dates	Dates
3 straight games for Cin	5/20-5/22, 2017

2016: At Louisville was a *Baseball America* Class AAA All-Star and MiLB.com Organization All-Star and for the Reds made 39 starts in RF, 17 starts in CF and 9 starts in LF...among National League rookie batters ranked eighth in hitting, T7th in RBI, T8th in multi-hit games (18) and T1st in outfield assists (5)...after he was promoted on 8/2, following Jay Bruce's trade to the Mets, became the club's primary right fielder (55g, 56-193, .290, 7 2b, 1 3b, 8hr, 32rbi)...in his last 44 apps of the season beginning 8/15 hit .329 (51-155, 6 2b, 1 3b, 7hr, 28rbi)...was on the Reds' Opening Day roster and hit .175 in 26 apps and 14 starts until he was optioned to Louisville on 5/8, when OF Kyle Waldrop was promoted...in 75 apps for the Bats hit .311 (13hr, 43rbi) before he was promoted again on 8/2 following the Bruce trade...in his first appearance following the Bruce trade, a 7-5 win on 8/2 vs StL, produced 3 hits and 3 RBI, both career highs, and his first career walkoff HR (3-run off Seung Hwan Oh)...in the 3-2 win on 4/6 vs Phi, the second game of the season, had a game-ending, 2-run double off Dalier Hinojosa...in the 13-0 win on 8/27 at Ari produced his first career 2-homer game and a career-high 5 RBI...walked twice in Jake Arrieta's no-hitter (4/21 vs Cubs, 16-0 loss)...in the 6-5 win on 5/1 at Pit, came off the bench to give the Reds their 5-4 lead with an RBI-double in the ninth inning and their decisive 6-5 lead with an RBI-double in the 11th...on 8/15 vs Mia homered off David Phelps to snap a career-high 0-for-28 skid, tying Eugenio Suarez for the longest drought by a Reds batter all season...was International League Batter of the Week for 6/13-6/19 (.318, 2hr, 9rbi, 15xbh, 18tb)...was International League Player of the Month for July after leading the league in hits, extra-base hits, triples, total bases, slugging percentage and OPS...on 7/26 vs Charlotte hit for the cycle, the second of his minor league career (6/1/14 for Chattanooga vs Mobile) and the first by a Bats player since Chris Dickerson on 7/26/07.

2015: Spent most of the season with the Dodgers' affiliate in Oklahoma City, his first action at Class AAA, and in 121 apps produced 13 homers, 50rbi and 15 stolen bases...also made his Major League debut with 3hr and 4rbi in just 19g for LAD...began the season with OKC and was promoted on 6/5...debuted that night vs StL with a start in LF and in his first career plate appearance singled off Carlos Martinez...returned to Oklahoma City the next day and spent the rest of the minor league season there...rejoined the Dodgers as a September callup...on 9/4 at SD hit his first home run (solo off James Shields) and collected his first stolen base...became only the second Dodgers batter since 1914 to produce a homer and stolen base in the same game within his first 3 career games (Jose Offerman, 8/19/90)...on 9/9 at LAA led off the game with a homer off Garrett Richards...entered the season rated the eighth-best prospect in the Dodgers' organization.

MINOR LEAGUES

2014: At Class AA Chattanooga was a *Baseball America* Class AA All-Star, mid- and post-season Southern League All-Star and MiLB.com Organizational All-Star...led the Southern League in triples, HR and slugging percentage while ranking among the leaders in runs (3rd), RBI (T4th) and hits (5th)...was named to the prestigious Arizona Fall League's All-Prospects team while playing for Glendale (23g, .310, 3 2b, 5hr, 13rbi)...was added to the 40-man roster on 11/20...**2013:** At Class A Rancho Cucamonga earned the Branch Rickey Award winner as the Dodgers' Minor League Player of the Year...as a post-season and MiLB.com Organizational All-Star led the California League in extra-base hits (69) and total bases (277) while ranking among the leaders in HR (2nd), slugging percentage (2nd) and runs scored (4th)...led his team in HR and RBI...was Rancho Cucamonga's Dodger Pride Award winner for both June (.341, 6hr, 17rbi) and July (.348)...**2011:** At Rookie Ogden was the Dodger Pride Award winner for June (.11g, .346, 2hr, 12rbi).

PERSONAL: At Cedar Rapids (IA) Prairie High School played baseball, football, basketball and soccer while setting school track records in the 55-meter sprint, long jump and 800-meter relay...in 2010 spent 1 season at Des Moines Area Community College in 2010, where he was a second-team National Junior College Athletic Association All-American, Iowa Community College Athletic Conference Player of the Year, first-team ICCAC All-Region and All-North Plain District...that season led DMACC in hitting (.446), runs scored (81), HR (20), slugging percentage (.877) and walks (30) while ranking second in hits (91), doubles (22), triples (3) and RBI (82)...follow on Twitter @scheb08.

SCHEBLER'S CAREER TRANSACTIONS

- Was selected by the Dodgers in the 26th round of the June 2010 first-year player draft. Was signed by Scott Little.
- On Oklahoma City's disabled list with sprained ligament in his right hand, July 4-15, 2015.
- Was acquired by the Reds, along with IF Brandon Dixon and IF Jose Peraza, as part of a 3-team deal in which the White Sox received from the Reds 3B Todd Frazier and the Dodgers received from the Sox CF Trayce Thompson, IF Micah Johnson and RHP Frankie Montas, December 16, 2015.
- On disabled list with a strained left shoulder, August 1-17, 2017; included a rehabilitation stint at Louisville, August 15-17.

		CAREER FIELDING							
Pos.	Pct.	G	PO	A	E	TC	DP	PB	
LF	.964	20	27	0	1	28	0	-	
RF	.980	167	285	11	6	302	2	-	
CF	.986	33	67	1	1	69	0	-	

Career Hitting

Yr	Club	AVG	G	AB	R	H	2B	3B	HR	RBI	SH	SF	HB	BB	SO	SB	CS	OBP	SLG	E
10	AZL Dodgers - R	.294	5	17	3	5	0	2	0	1	0	0	0	1	5	1	0	.333	.529	0
11	Ogden - R	.285	70	295	44	84	17	8	13	58	0	2	5	13	97	1	1	.324	.529	2
12	Great Lakes - A	.260	137	515	67	134	32	8	6	67	2	3	10	30	99	17	11	.312	.388	5
13	Rancho Cucamonga - A	.296	125	477	95	141	29	13	27	91	4	3	15	35	140	16	5	.360	.581	6
14	Chattanooga - AA	.280	135	489	82	137	23	*14	*28	73	1	3	22	45	110	10	4	.365	*.556	7
15	Oklahoma City - AAA	.241	121	432	57	104	16	9	13	50	0	1	12	40	93	15	2	.322	.410	5
	Los Angeles (NL)	.250	19	36	6	9	0	0	3	4	0	0	1	3	13	2	1	.325	.500	0
16	Cincinnati	.265	82	257	36	68	12	2	9	40	0	6	19	59	2	4	7	.330	.432	3
	Louisville - AAA	.311	75	289	40	90	18	^8	13	43	0	2	9	19	59	2	0	.370	.564	1
17	Cincinnati	.233	141	473	63	110	25	2	30	67	0	5	14	39	125	5	3	.307	.484	5
	#Louisville - AAA	.333	3	9	1	3	1	0	0	1	0	0	0	2	1	0	0	.455	.444	1
	Major Totals	.244	242	766	105	187	37	4	42	111	0	5	21	61	197	9	8	.315	.467	8
	Reds Totals	.244	223	730	99	178	37	4	39	107	0	5	20	58	184	7	7	.315	.466	8
	Minor Totals	.277	671	2523	389	698	136	62	100	384	7	14	73	185	604	62	23	.342	.499	27

Injury rehab, * Led Southern League, ^ Tied for International League lead



NICK
SENZEL

@LilSenzii

INF

79

Age: 22 Ht.: 6-1 Wt.: 205 Bats: R Throws: R ML Service: 0.000

Born: 6/29/95 Birthplace: Atlanta, GA Resides: Knoxville, TN

Acquired: Was selected by the Reds in the first round (2nd overall) of the June 2016 first-year player draft. Was signed by Brad Meador.

Contract: Signed through the 2018 season and under team control through 2023.

Non-Roster

CAREER HIGHLIGHTS: Last name is pronounced sen-ZELL...was selected by the Reds in the first round (2nd overall) of the June 2016 first-year player draft...was rated the best pure hitter in that draft...was the Reds' highest draft pick since they took SS Kurt Stillwell with the second pick of the 1983 draft...entered the 2018 season rated by *Baseball America* and MLB.com the best prospect in the organization...in 2017 received the Sheldon "Chief" Bender Award as the organization's Minor League Player of the Year, was a *Baseball*

America All-Star, the organization's Player of the Month for August, Southern League Player of the Week for 8/7-8/13 and participated in both the Florida State League All-Star Game and SiriusXM All-Star Futures Game...in November 2017 participated in a leadership program at West Point...in 2016 was an MiLB.com Organizational All-Star.

2017 SEASON

- In 119 apps at Class A Daytona and Class AA Pensacola combined to hit .321 with 40 doubles, 3 triples, 14 HR, 65 RBI and 14 stolen bases.
- Received the Sheldon "Chief" Bender Award as the organization's Minor League Player of the Year, was a *Baseball America* All-Star, Southern League Player of the Week for 8/7-8/13 (5g, .522, 4hr, 9rbi, 1.690ops) and participated in both the Florida State League All-Star Game and SiriusXM All-Star Futures Game.
- Was the organization's Player of the Month for August (22g, .359, 4 2b, 6hr, 16rbi, 4sb, 1.092ops).
- Following the season was rated by *Baseball America* the second-best prospect in the Southern League and fourth-best prospect in the Florida State League...also was rated the FSL's best batting prospect and best defensive third baseman...among all Reds minor leaguers was rated best hitter for average and infielder with the best arm.
- Among all Reds minor leaguers ranked second in hitting (.321) and fourth in RBI (65).
- In November participated in a leadership program at West Point.
- On 12/4 was invited to 2018 Major League spring training camp, his first.

SEASON HIGHLIGHTS

2016: Following the season was rated by *Baseball America* the top prospect in the Midwest League and by MiLB.com the top prospect in the organization and 43rd-best prospect overall...was an MiLB.com Organization All-Star...made his professional debut on 6/17 for Billings vs Missoula and went 2-for-3 with a run scored, 2 RBI and a stolen base...was hit by a pitch in his first plate appearance...at Class A Dayton, his .567 slugging percentage and ratio of extra-base hits per game (.57) were the highest marks in franchise history for a player with at least 50 apps.

PERSONAL: Played at the University of Tennessee, where he majored in psychology...was a semifinalist for the 2016 Golden Spikes Award, an award given annually to the best amateur baseball player in the US...in 2015 was named the Cape Cod League's Most Valuable Player, the league's best professional prospect and Summer Collegiate Baseball Player of the Year...follow on Twitter @LiSenzii.

BASEBALL AMERICA'S TOP 10 REDS PROSPECTS

1. Nick Senzel, 3B
2. Hunter Greene, RHP
3. Taylor Trammell, OF
4. Tyler Mahle, RHP
5. Jesse Winker, OF
6. Tony Santillan, RHP
7. Jose Siri, OF
8. Shed Long, OF
9. ... Vladimir Gutierrez, RHP
10. Tyler Stephenson, C

2018 REDS

SENZEL'S CAREER TRANSACTIONS

- Was selected by the Reds in the first round (2nd overall) of the June 2016 first-year player draft. Was signed by Brad Meador.
- On Pensacola's disabled list with symptoms of vertigo, September 3-remainder of the season, 2017.

Career Hitting

Yr	Club	AVG	G	AB	R	H	2B	3B	HR	RBI	SH	SF	HB	BB	SO	SB	CS	OBP	SLG	E
16	Billings - R	.152	10	33	3	5	1	0	0	4	0	1	1	6	5	3	0	.293	.182	0
	Dayton - A	.329	58	210	38	69	23	3	7	36	1	4	2	32	49	15	7	.415	.567	8
17	Daytona - A	.305	62	246	41	75	26	2	4	31	0	0	3	23	54	9	2	.371	.476	10
	Pensacola - AA	.340	57	209	40	71	14	1	10	34	0	0	0	26	43	5	4	.413	.560	4
Minor Totals		.315	187	698	122	220	64	6	21	105	1	5	6	87	151	32	13	.393	.514	22

SHELDON "CHIEF" BENDER AWARD - REDS MINOR LEAGUE PLAYER OF THE YEAR

2017.....Nick Senzel, 3B	2011.....Billy Hamilton, SS	2005.....Chris Denorfia, OF
2016.....Aristides Aquino, OF	2010.....Devin Mesoraco, C	2004.....Richie Gardner, RHP
2015.....Tyler Mahle, RHP	2009.....Chris Heisey, OF	2003.....Stephen Smitherman, OF
2014.....Ben Lively, RHP	2008.....Chris Valaika, SS	2002.....Brandon Larson, 3B
2013.....Seth Mejias-Brean, 3B	2007.....Jay Bruce, OF	2001.....Adam Dunn, OF
2012.....Billy Hamilton, SS	2006.....Homer Bailey, RHP	2000.....Austin Kearns, OF



KEVIN
SHACKELFORD **41**

@Shackeldaddy

RHP

Age: 28 Ht.: 6-5 Wt.: 210 Bats: R Throws: R ML Service: 0.069

Born: 4/7/89 Birthplace: Charlotte, NC Resides: Nashville, TN

Acquired: On September 10, 2014 as 1 of 2 players to be named (also, RHP Barrett Astin) in the August 31, 2014 trade that sent RHP Jonathan Broxton to the Brewers.

Contract: Signed through the 2018 season and under team control through 2023.

CAREER HIGHLIGHTS: In 2017 was an International League All-Star and was rated by field managers the IL's best reliever...caught for 2 seasons at Marshall University before he was converted to pitcher in 2010.

SINGLE-SEASON CAREER HIGH STREAKS

Scoreless Streak By Game: 8g, 8/27-9/13, 2017; **Scoreless Streak By Inning:** 8.0, 8/27-9/13, 2017; **Winning Streak:** None; **Losing Streak:** None

2017 SEASON

- Spent most of the season at Class AAA Louisville, where he was an International League All-Star...was rated by managers the best reliever in the IL.
- Led the Bats' staff in ERA and saves...among International League leaders ranked third in opponents' BA (.195) and fourth in saves (12).
- In his Major League debut made 26 relief apps for the Reds.
- From 6/27-6/29 was on the roster for 3 days and made 1 appearance, his Major League debut on 6/29 vs Mil...made his last 25 apps after he was recalled on 7/29.
- 5 times threw at least 2.0 innings, with a season/career high of 2.2 innings in his Major League debut on 6/29 vs Mil.
- In that debut vs the Brewers, started the fourth inning in relief of starter Homer Bailey and allowed a home run to his first batter, Jonathan Villar...struck out his second batter, Domingo Santana.
- On 8/22 vs the Cubs, in his second career plate appearance singled off John Lackey for his first career hit.
- Retired the first batter in 16 of his 26 relief apps...stranded 4 of his 6 inherited baserunners...did not convert his only save opportunity...the Reds went 10-16 in games in which he pitched.
- Became the first Louisville Bats player to pitch in the Triple-A All-Star Game since Greg Reynolds started in 2013...in the seventh inning of the Pacific Coast League's 6-4 win over the International League at Tacoma, stranded both inherited baserunners by striking out on 6 pitches Daniel Vogelbach and Colin Moran.
- Recorded a strikeout in 32 of his 35 apps with the Bats, including a season-high streak of 21 consecutive apps...from 4/25-5/23 made 11 consecutive scoreless apps, tying his professional high.
- Was a non-roster invitee to 2017 Major League spring training camp.

MINOR LEAGUES

2016: In 35 relief apps at Class AA Pensacola and Class AAA Louisville combined to finish 2-2, 2.03 while converting 8 saves in 10 chances...began the season on Pensacola's disabled list with a strained right groin...was reinstated on 5/28...on 6/28 was promoted to Louisville, where he spent the rest of the season...became the first Bats pitcher since Zach Duke in 2013 to begin a season with 10 consecutive scoreless apps (16.2ip)...on 6/30 vs Gwinnett made his Class AAA debut...on 11/7 became a free agent but 2 weeks later was re-signed to a minor league contract with an invitation to 2017 Major League spring training camp...**2014:** In 52 relief apps at Class A Brevard County and Class AA Huntsville combined to finish 2-4, 3.69 and converted all 6 saves chances...in September was traded from Mil to Cin in the deal that send RHP Jonathan Broxton to the Brewers...**2013:** Following the season pitched for Surprise in the prestigious Arizona Fall League (11g, 1-1, 3.09).

PERSONAL: Graduated from Providence (NC) High School...follow on Twitter @Shackeldaddy.

Career Hitting

Yr	Club	AVG	G	AB	R	H	2B	3B	HR	RBI	SH	SF	HB	BB	SO	SB	CS	OBP	SLG	E
17	Cincinnati	.333	26	3	0	1	0	0	0	0	0	0	0	0	1	0	0	.333	.333	0

Only career hit on 8/22/17 vs Cubs (single off John Lackey)

SHACKELFORD'S CAREER TRANSACTIONS

- Was selected by the Brewers in the 21st round of the June 2010 first-year player draft. Was signed by Dan Nellum.
- On Wisconsin's disabled list, May 17-29, 2012.
- Was acquired by the Reds as 1 of 2 players to be named (also, RHP Barrett Astin) in the August 31, 2014 trade that sent RHP Jonathan Broxton to the Brewers, September 10, 2014.
- On Pensacola's disabled list with a sore right elbow, June 11-July 22, 2015.
- On Pensacola's disabled list with a strained right groin, April 7-May 27, 2016.

Career Pitching

Yr	Club	W-L	ERA	G	GS	CG	SHO	SV	IP	H	R	ER	HR	BB	SO	WP	BK
10	AZL Brewers - R	1-2	5.40	13	6	1	0	0	40.0	33	25	24	6	16	25	3	0
11	Helena - R	3-5	4.15	15	8	0	0	0	65.0	74	34	30	8	10	31	5	0
12	Wisconsin - A	3-5	4.06	27	3	0	0	5	64.1	70	30	29	4	23	43	3	1
13	Brevard County - A	1-3	5.06	24	0	0	0	2	32.0	39	18	18	3	4	23	0	0
	Huntsville - AA	1-1	0.92	20	0	0	0	6	29.1	23	6	3	1	7	25	2	1
14	Brevard County - A	0-0	0.87	12	0	0	0	5	20.2	19	2	2	0	4	16	1	0
	Huntsville - AA	2-4	4.86	40	0	0	0	1	50.0	60	33	27	3	17	25	6	0
15	Pensacola - AA	2-4	3.72	35	0	0	0	3	38.2	45	19	16	1	17	25	5	0
16	Pensacola - AA	1-0	1.38	10	0	0	0	0	13.0	11	4	2	1	4	11	1	0
	Louisville - AAA	1-2	2.30	25	0	0	0	8	31.1	25	8	8	1	13	20	3	1
17	Louisville - AAA	3-1	1.53	35	0	0	0	12	47.0	33	11	8	2	18	61	6	0
	Cincinnati	0-0	4.70	26	0	0	0	0	30.2	30	16	16	6	13	38	1	0
	Major Totals	0-0	4.70	26	0	0	0	0	30.2	30	16	16	6	13	38	1	0
	Minor Totals	18-27	3.48	256	17	1	0	42	431.1	432	190	167	30	133	305	35	3



JOSE
SIRI

OF
85

Age: 22 **Ht.:** 6-2 **Wt.:** 175 **Bats:** R **Throws:** R **ML Service:** 0.000

Born: 7/22/95 **Birthplace:** Sabana Grande de Boya, DR **Resides:** Sabana Grande de Boya, DR

Acquired: Was signed as a non-drafted free agent, September 21, 2012. Was signed by Richard Jimenez.

Contract: Signed through the 2018 season and under team control through 2023.

CAREER HIGHLIGHTS: Entered the 2018 season rated by *Baseball America* the seventh-best prospect in the organization...also was rated the organization's best power hitter, fastest baserunner, best athlete and outfielder with the best arm...in 2017 was the Reds' Minor League Hitter of the Year, a Midwest League All-Star, Reds and MiLB.com Midwest League Player of the Month for July and Midwest League Player of the Week for 6/19-6/25 and 7/10-7/16...from 6/22-8/3, 2017 produced a 39-game hitting streak, Dayton and Midwest League single-season records...in 2016 was a mid-season Pioneer League All-Star.

BASEBALL AMERICA'S TOP 10 REDS PROSPECTS

1. Nick Senzel, 3B
2. Hunter Greene, RHP
3. Taylor Trammell, OF
4. Tyler Mahle, RHP
5. Jesse Winker, OF
6. Tony Santillan, RHP
7. **Jose Siri, OF**
8. Shed Long, OF
9. ... Vladimir Gutierrez, RHP
10. Tyler Stephenson, C



2017 SEASON

- At Class A Dayton was the organization's Hitter of the Year, a Midwest League All-Star, Reds and MiLB.com Midwest League Player of the Month for July (.344, 10hr, 21rbi, 6sb, .680slg) and MWL Player of the Week for 6/19-6/25 and 7/10-7/16.
- Led the Midwest League in runs, hits, total bases, extra-base hits, slugging percentage and stolen bases while tying for the MWL lead in triples...finished second in HR, T2nd in apps, fourth in RBI and fifth in batting average...led all Reds minor leaguers in HR and stolen bases while ranking third in RBI and sixth in hitting.
- Became the third Midwest League player to produce in a season at least 20 HR and 40 stolen bases...Madison's Tom Romano and Burlington's Chuckie Canady each did it in 1982.
- From 6/22-8/3 produced a 39-game hitting streak, the longest in Dayton and Midwest League history (.341, 13hr, 32rbi, .671slg)...6 times extended the streak in his final plate appearance.
- From 6/15-8/12 reached base safely via hit, walk or hit by a pitch in 50 consecutive apps, the longest on-base streak in the minor leagues in 2017.
- Following the season was rated by *Baseball America* the fastest baserunner and best defensive outfielder in the Midwest League.
- Played for Cibao in the Dominican Winter League (29g, .321, 6 2b, 1 3b, 2hr, 13rbi, 11sb).
- On 11/20 was added to the 40-man roster.

SEASON HIGHLIGHTS

2016: At Rookie Billings led the Pioneer League in triples (8) and ranked fifth in extra- base hits (30)...was a mid-season All-Star.

SIRI'S CAREER TRANSACTIONS

-- Was signed by the Reds as a non-drafted free agent, September 21, 2012. Was signed by Richard Jimenez.

Career Hitting

Yr	Club	AVG	G	AB	R	H	2B	3B	HR	RBI	SH	SF	HB	BB	SO	SB	CS	OBP	SLG	E
13	DSL Reds - R	.303	63	238	40	72	10	9	5	30	3	1	5	18	57	17	10	.363	.483	4
14	AZL Reds - R	.248	46	157	31	39	6	4	2	11	1	0	2	12	35	12	2	.310	.376	1
15	AZL Reds - R	.246	43	171	34	42	7	9	3	19	1	0	0	3	64	9	2	.259	.444	4
	Billings - R	.200	3	5	1	1	0	0	0	0	0	0	0	1	1	2	0	.333	.200	0
16	Billings - R	.320	59	241	52	77	12	*8	10	35	2	1	3	8	66	17	4	.348	.560	4
	Dayton - A	.145	27	83	5	12	3	0	0	3	1	1	0	2	34	3	2	.163	.181	4
17	Dayton - A	.293	126	*498	*92	*146	24	*11	24	76	9	6	6	33	130	*46	12	.341	*.530	10
Minor Totals		.279	367	1393	255	389	62	41	44	174	17	9	16	77	387	106	32	.322	.477	27

* Led League, In 2017 also led Midwest League in total bases (264) and extra-base hits (59)



JACKSON STEPHENS

[@jacko71422](https://twitter.com/jacko71422)

RHP

62

Age: 23 **Ht.:** 6-2 **Wt.:** 220 **Bats:** R **Throws:** R **ML Service:** 0.034

Born: 5/11/94 **Birthplace:** Oxford, AL **Resides:** Oxford, AL

Acquired: Was selected in the 18th round of the 2012 first-year player draft. Was signed by Ben Jones.

Contract: Signed through the 2018 season and under team control through 2023.

CAREER HIGHLIGHTS: In 2016 was an MiLB.com Organization All-Star and a mid-season Southern League All-Star...in 2015 was a Florida State League All-Star...in 2018 attended his second consecutive Major League spring training camp.

SINGLE-SEASON CAREER HIGH STREAKS
Scoreless Streak By Game: 3g, 9/7-9/19, 2017; **Scoreless Streak By Inning:** 11.1, 7/1-9/19, 2017; **Winning Streak:** 2g, 7/1-9/10, 2017; **Losing Streak:** None

2017 SEASON

- Spent most of the season at Louisville, where he led the Bats in wins, starts, quality starts (12), innings pitched and strikeouts.
- In his Major League debut made 4 starts and 3 relief apps for the Reds.
- Was on the roster for 5 days from 5/30-6/3 but did not pitch...in his second stint spent 1 day on the roster, on 7/1 vs Cubs started in his Major League debut and earned the 5-3 win...was promoted again in September, after Louisville's season concluded, and in 3 relief apps retired 18 of 23 batters over 6.1 scoreless innings (2h, 2bb, 3k, 1hbp) before finishing the season with 3 consecutive starts (0-1, 6.59, 13.2ip, 10er).
- On 7/1 vs Cubs became the first Reds pitcher to record in his Major League debut his first career win, hit and RBI since John Roper on 5/16/1993 vs Col...while batting with 2 outs and the bases loaded in the fourth inning, produced a 2-run single off Eddie Butler that gave the Reds a 4-3 lead...became the first Reds pitcher with 2 RBI in his big league debut since Paul Moskau had 2 RBI on 6/21/77 at Phi...became the second Major League pitcher ever to produce in his debut a victory and multiple RBI against the defending World Series champion (Pit's Gerrit Cole vs SF, June 2013).
- On 7/1 vs Cubs, struck out his first career batter (Jon Jay).
- 3 other pitchers made Major League debuts on 7/1, including Reds teammate Luke Farrell (then with the Royals), Felix Jorge (Twins) and Paul Blackburn (Athletics)...was the first time 4 players made MLB debuts as starting pitchers on the same day since 4/17/1914, when Red Faber (White Sox), Erv Kantlehner (Pirates), Pete Henning (Kansas City of the Federal League) and Ed Porray (Buffalo of the Federal League) did it.
- In the 5-4 loss on 9/24 vs Bos was in line for his third victory of the season but in the eighth inning became the victim of a blown save when Mookie Betts produced a 3-run double off Raisel Iglesias that tied the game at 4-4.
- Retired the first batter in all 3 of his relief apps...stranded both inherited baserunners...did not enter a game in a save situation...the Reds went 2-5 in games in which he pitched.
- Attended his first Major League spring training camp.

MINOR LEAGUES

2016: In his first season at Class AA, for Pensacola was an MiLB.com Organization All-Star and a mid-season Southern League All-Star...among Southern League leaders ranked second in innings pitched, third in strikeouts and seventh in ERA...averaged 7.71 strikeouts per 9 innings, fourth-best ratio in the SL...among all Reds farmhands ranked third in ERA and fifth in strikeouts...on 11/18 was added to the Reds' 40-man roster...**2015:** At Class A Daytona was a Florida State League All-Star...ranked among the FSL leaders in wins (T1st), starts (T2nd), innings pitched (3rd) and ERA (6th)...among all Reds minor league pitchers ranked second in wins and ninth in ERA...**2012:** In his first professional season tied for second in the Arizona League with 14 games finished.

PERSONAL: Graduated from Oxford (AL) High School...follow on Twitter @jacko71422.

STEPHENS' CAREER TRANSACTIONS

-- Was selected by the Reds in the 18th round of the June 2012 first-year player draft. Was signed by Ben Jones.

Career Pitching

Yr	Club	W-L	ERA	G	GS	CG	SHO	SV	IP	H	R	ER	HR	BB	SO	WP	BK
12	AZL Reds - R	1-1	4.64	20	0	0	0	2	21.1	23	12	11	2	3	22	1	0
13	Dayton - A	3-7	4.59	14	6	0	0	1	64.2	79	39	33	6	18	55	1	1
14	Dayton - A	2-7	4.81	14	14	0	0	0	67.1	70	40	36	8	22	54	3	1
15	Daytona - A	*12-7	2.97	26	26	0	0	0	145.1	157	56	48	11	30	97	5	1
16	Pensacola - AA	8-11	3.33	27	26	1	1	0	151.1	148	63	56	7	41	131	4	0
17	Louisville - AAA	7-10	4.92	26	25	1	1	0	139.0	156	85	76	16	51	110	5	0
	Cincinnati	2-1	4.68	7	4	0	0	0	25.0	19	13	13	6	9	21	1	0
	Majors	2-1	4.68	7	4	0	0	0	25.0	19	13	13	6	9	21	1	0
	Minor Totals	33-43	3.97	127	97	2	2	3	589.0	633	295	260	50	165	469	19	3

* Tied for Florida State League lead

Career Hitting

Yr	Club	AVG	G	AB	R	H	2B	3B	HR	RBI	SH	SF	HB	BB	SO	SB	CS	OBP	SLG	E
17	Cincinnati	.333	7	6	1	2	0	0	0	2	0	0	0	0	2	0	0	.333	.333	0

Only career hits on 7/1/17 vs Cubs (2-run single off Eddie Butler) & 9/24/17 vs Bos (single off Doug Fister)



ROBERT STEPHENSON

@robsteev44

RHP

55

Age: 25 **Ht.:** 6-3 **Wt.:** 215 **Bats:** R **Throws:** R **ML Service:** 0.167

Born: 2/24/93 **Birthplace:** Martinez, CA **Resides:** Martinez, CA

Acquired: Was selected in the first round (27th overall) of the June 2011 first-year player draft. Was signed by Rich Bordi.

Contract: Signed through the 2018 season and under team control through 2023.

CAREER HIGHLIGHTS: The 2011 first-round draft pick for 3 consecutive years, from 2014-2016, was rated by *Baseball America* the top prospect in the system...in 2015 led the organization in strikeouts, was International League Pitcher of the Week for 7/27-8/2 and following the season was rated the best pitching prospect in the IL...in 2014 was a Southern League All-Star, was on the U.S. roster for the SiriusXM All-Star Futures Game at Min's Target Field and following the season was rated by *Baseball America* the best pitching prospect in the Southern League and the league's pitcher with the best fastball...in 2013 was the organization's Minor League Pitcher of the Year, a Midwest League All-Star and the Reds' Minor League Pitcher of the Month for May...in 2014 and 2015 attended Major League spring training camp as a non-roster invitee.

SINGLE-SEASON CAREER HIGH STREAKS

Scoreless Streak By Game: 2g, 5/18-5/21, 2017; **Scoreless Streak By Inning:** 9.0, 8/31-9/5, 2017; **Winning Streak:** 4g, 8/19-9/5, 2017; **Losing Streak:** 4g, 4/21-7/27, 2017

2017 SEASON

- Among National League rookies ranked sixth in opponents' batting average (.256), ninth in strikeouts and 10th in ERA.
- In his second Major League season made 11 starts (5-4, 3.41) and 14 relief apps (0-2-1, 7.43) during 2 stints with the Reds...in his first stint, made all 13 apps in relief (0-2, 8.03)...after 6 weeks in Louisville rejoined the Reds on 7/22 and made 11 of his last 12 apps as a starter (12g, 5-4, 3.30).
- During his second stint with the Reds was disabled with a bruised right shoulder (8/6-8/12)...suffered that injury in a start on 8/2 at Pit, when in the sixth inning he dove for a Starling Marte popped up bunt single.
- Came off the disabled list on 8/13...in that afternoon's 7-4 loss at Mil threw 2.0 hitless innings in relief, then beginning 8/19 finished the season with 8 consecutive starts during which he went 5-2, 2.74 with 4 quality starts.
- Overall, after he came off the disabled list on 8/13 finished the season 5-2, 2.62 in the 8 starts and 1 relief appearance.
- From 8/19-9/5 went 4-0, 2.38 to become the first Reds rookie pitcher to win 4 consecutive starts while allowing 2 runs or fewer in each since Tim Lincecum did it in 1992.
- On 8/25 vs Pit struck out his first 6 batters, a modern club record to begin a game...in that 9-5 win recorded a career-high 11 strikeouts, the second-highest total by a Reds pitcher all season (12, Amir Garrett, 4/19 vs Bal).
- Was 1 of 7 rookies on the Opening Day roster...made his season debut on 4/8 at StL, the final player on the Reds' Opening Day roster to make an appearance.
- Was optioned to Louisville on 5/30, the day after the Reds' 17-2 loss at Tor...entered that game in the third inning with the bases loaded in relief of starter Lisalberto Bonilla and allowed a grand slam to his first batter, Troy Tulowitzki...an inning later allowed a 3-run HR to Justin Smoak...overall allowed 10 hits, 7 runs and 6 earned runs, all career highs...was optioned to Louisville the next day to make room on the roster for RHP Jackson Stephens.
- In his first 3 apps for Louisville following his 5/30 option, all starts, allowed just 2 hits total (13ip)...became the first Reds pitcher to allow 1 hit or fewer in 3 consecutive starts since their affiliation with the Reds began in 2000.
- On 4/21 and 4/22 vs Cubs pitched consecutive days for the first time in his career.

- In the 14-2 win on 5/6 vs SF threw only 32 pitches in 3.0 hitless innings to earn his first professional save... was the first 3-inning save by a Reds pitcher since Alfredo Simon pitched the final 3 innings of the 5-1 win vs Mil on 6/16/13.
- Recorded his only career hit during a relief appearance on 5/12 at SF, singled off Cory Gearrin in the 17th inning of that 3-2 loss.
- Retired the first batter in 10 of his 14 relief apps...stranded 4 of his 7 inherited baserunners...converted his only save opportunity...the Reds went 9-16 in games in which he pitched.
- Entered the season rated by *Baseball America* the fourth-best prospect in the organization and by MLB Pipeline.com the 87th-best prospect in baseball in its preseason Top 100 list.

2016: Spent most of the season at Louisville but in his Major League debut made 8 starts in 3 stints with the Reds...was 1 of 12 Reds players and 10 pitchers to make his Major League debut and 1 of a club-record 32 pitchers overall...Louisville opposing batters hit just .228, fifth-best in the International League...on 3/18 was optioned to Louisville but as the club's final spring training roster move was promoted on Opening Day, when RHP Homer Bailey was disabled...in the 10-6 win on 4/7 vs Phi became the first Reds starting pitcher to win his Major League debut since RHP Sam LeCure on 5/28/10 vs Hou...his first career strikeout victim was Obudel Herrera...after the game was optioned to Louisville...returned to Cin on 4/19, when scheduled starter Alfredo Simon was scratched with right biceps tendinitis, and earned the 4-3 win vs Col...became the first Reds pitcher to throw 7.0 innings in an appearance...became the first Reds pitcher to win his first 2 Major League starts since Larry Luebbers did it in 1993...didn't start again for the Reds until 9/5, when he suffered the 5-0 loss vs NYM...returned to Louisville following his second start on 4/19 and spent the rest of the season with the Bats until he was promoted again on 9/2...made 6 of his 8 starts in September (0-3, 7.56)...following the season was rated by MLB.com the fifth-best prospect in the organization.

MINOR LEAGUES

2015: In 25 starts at Class AA Pensacola and Class AAA Louisville combined to finish 8-11, 3.83 with 1 complete game...led the organization in strikeouts (140)...was the International League's Pitcher of the Week for 7/27-8/2 (2gs, 1-0, 0.64, 14ip, 6h, 1er, 3bb, 15k)...from 8/16-8/26 was on Louisville's disabled list with a strained right forearm...entered the season rated the best prospect in the organization, and his fastball and curveball both were rated the best of any Reds minor leaguer...following the season was rated by managers the best pitching prospect in the International League...was rated by *Baseball America* the 11th-best prospect in the IL and 12th-best prospect in the Southern League...was a non-roster invitee to spring training camp...on 11/19 was added to the 40-man roster...**2014:** In just his third professional season made all 27 apps at Pensacola in his first extended action at Class AA...was a Southern League All-Star...led the SL in walks and strikeouts, tied for the league lead in home runs allowed and led starting pitchers by averaging 8.82 strikeouts per 9 innings...opponents hit just .224, tied for the best mark in the league...established a franchise record for strikeouts with 140 (136.2ip), third-most among all Reds farmhands...in the Sirius XM All-Star Futures Game in Minneapolis threw a scoreless eighth inning in the U.S. team's 3-2 win (1ip, 1h, 1k)...following the season was rated by *Baseball America* the best pitching prospect and fourth-best prospect overall in the Southern League and the pitcher with the best fastball in the SL...entered the season rated the best prospect in the organization...attended his first Major League spring training camp in just his third professional season...**2013:** Was the organization's Minor League Pitcher of the Year, a Midwest League All-Star and the Reds' Minor League Pitcher of the Month for May...in 22 starts at Class A Dayton and Bakersfield and Class AA Pensacola went 7-7, 2.99...ranked among the organization's minor league leaders in ERA (2nd) and strikeouts (136, 3rd)...in 6 starts in May went 5-0, 1.96 (36.2ip, 46k)...was scheduled to start the Midwest League All-Star Game but was scratched with a hamstring injury...scoreboard speed guns often clocked his fastball at 100 miles per hour...on 5/30 vs South Bend retired the first 17 batters before allowing an infield single with 2 outs in the sixth inning...*Baseball America* ranked both his fastball and curveball the best in the organization...in the Midwest League, was rated the best pitching prospect and pitcher with the best fastball...following the season was ranked the Reds' second-best player under age 25 (LHP Tony Cingrani, 1st)...**2012:** In his first professional season made 15 starts for Rookie Billings and Class A Dayton...combined to finish 3-4, 3.19 (65ip, 72k) while holding opponents to a .222 batting average...following the season was rated by *Baseball America* the second-best prospect in the organization...also was recognized by that publication as having the system's best fastball and best curveball...named the Reds' No. 3 prospect by MLB.com during the season.

PERSONAL: Attended Alhambra High School in Martinez, CA, where in 2011 he opened his senior season with consecutive no-hitters...in 13 apps that year went 7-2, 1.33 (64ip, 29h, 23bb, 132k) and was named the *San Jose Mercury News'* Gatorade California Player of the Year...while at Alhambra High touched 97 miles per hour on the radar gun...held a 4.2 grade point average in high school...follow on Twitter @robsteev44.

STEPHENSON'S CAREER TRANSACTIONS

- Was selected by the Reds in the first round (27th overall) of the June 2011 first-year player draft. Was signed by Rich Bordi.
- On Louisville's disabled list with a strained right forearm, August 16-26, 2015.
- On disabled list with a bruised right shoulder, August 6-12, 2017.

Career Pitching

Yr	Club	W-L	ERA	G	GS	CG	SHO	SV	IP	H	R	ER	HR	BB	SO	WP	BK
12	Billings - R	1-0	2.05	7	7	0	0	0	30.2	22	11	7	2	8	37	7	0
	Dayton - A	2-4	4.19	8	8	0	0	0	34.1	32	23	16	4	15	35	5	2
13	Dayton - A	5-3	2.57	14	14	0	0	0	77.0	56	30	22	5	20	96	10	2
	Bakersfield - A	2-2	3.05	4	4	0	0	0	20.2	19	9	7	3	2	22	1	0
	Pensacola - AA	0-2	4.86	4	4	0	0	0	16.2	17	10	9	2	13	18	1	0
14	Pensacola - AA	7-10	4.74	27	26	0	0	0	136.2	114	81	72	*18	*74	*140	9	0
15	Pensacola - AA	4-7	3.68	14	14	1	0	0	78.1	53	36	32	8	43	89	5	0
	Louisville - AAA	4-4	4.04	11	11	0	0	0	55.2	51	25	25	2	27	51	5	0
16	Cincinnati	2-3	6.08	8	8	0	0	0	37.0	41	26	25	9	19	31	2	1
	Louisville - AAA	8-9	4.41	24	24	1	0	0	136.2	115	72	67	17	71	120	5	0
17	Cincinnati	5-6	4.68	25	11	0	0	1	84.2	81	52	44	12	53	86	5	2
	Louisville - AAA	1-2	3.79	8	7	0	0	0	40.1	27	17	17	8	13	45	2	0
Major Totals		7-9	5.10	33	19	0	0	1	121.2	122	78	69	21	72	117	7	3
Minor Totals		34-43	3.93	121	119	2	0	0	627.0	506	314	274	69	286	653	50	4

* Led Southern League

Career Hitting

Yr	Club	AVG	G	AB	R	H	2B	3B	HR	RBI	SH	SF	HB	BB	SO	SB	CS	OBP	SLG	E
16	Cincinnati	.000	8	10	0	0	0	0	0	0	3	0	0	0	5	0	0	.000	.000	0
17	Cincinnati	.043	26	23	1	1	0	0	0	0	2	0	0	0	15	0	0	.043	.043	3
Career Totals		.030	34	33	1	1	0	0	0	0	5	0	0	0	20	0	0	.030	.030	3



EUGENIO, SUAREZ

3B

7

Age: 26 Ht.: 5-11 Wt.: 213 Bats: R Throws: R ML Service: 3.061

Born: 7/18/91 Birthplace: Puerto Ordaz, VZ Resides: Puerto Ordaz, VZ

Acquired: From the Tigers, along with minor league RHP Jonathon Crawford, in exchange for RHP Alfredo Simon, December 11, 2014.

Contract: Following the 2017 season was eligible for arbitration for the first time. Is under team control through 2020.

CAREER HIGHLIGHTS: First name is pronounced AY-you-hay-nee-oh...in 2017 received the Joe Nuxhall Good Guy Award in voting of the local chapter of the Baseball Writers' Association of America...in 2015 led the Reds in starts at SS and in both 2016 and 2017 led the club in starts at 3B...in 2016 became only the 10th third baseman in franchise history to produce at least 20 HR in a season, joining Gene Freese (1961), Deron Johnson (1965), Tony Perez (1967, 1969-1971), Buddy Bell (1986), Chris Sabo (1990-1991, 1993), Aaron Boone (2002), Edwin Encarnacion (2008), Scott Rolen (2010) and Todd Frazier (2014-2015)...in 2012 and 2013 was an MiLB.com Tigers Organization All-Star...in 2012 was a Midwest League All-Star, West Michigan's Player of the Year, MWL Player of the Week for 5/28-6/3 and the Tigers' Minor League Player of the Month for June...also in 2012 won an MiLB.com Gold Glove Award.

SINGLE-SEASON CAREER HIGH STREAKS

Hitting Streak: 10g, 8/15-8/25, 2017; Hitless Streak: 28ab, 5/19-5/30, 2016

2017 SEASON

- In voting of the local chapter of the BBWAA received the Joe Nuxhall Good Guy Award.
- Established career highs in runs, HR, RBI, walks, on-base percentage, slugging percentage and OPS...tied career highs in doubles and triples...led the team with nine 3-hit games.
- Led National League third basemen in fielding percentage (.976)...from 7/3-9/27 produced a 71-game errorless streak, the longest of his career...committed 3 of his 9 errors over his last 3 apps of the season, including 2 errors on the same play in the Reds' final game of the year.
- Made 153 apps and 149 starts at 3B...in the bottom of the fifth inning of the 8-1 loss on 8/20 at ATL made his only appearance of the season at SS as part of a double switch in which he replaced starter José Peraza.
- Made a team-high 93 starts batting fifth but also hit second (6gs), fourth (14gs) and sixth (36gs).
- Had his best month in August, when he hit .348 with 8 HR, 20 RBI and an OPS of 1.184 (.487obp, .697slg).
- From 8/9-8/25 produced a career-high 16-game on-base streak (21-52, .404, 5 2b, 6hr, 16rbi, .846slg, .556obp) that included a career-high 10-game hitting streak (8/15-8/25, 14-35, .400, 3 2b, 4hr, 11rbi, .829slg, .511obp).
- Produced 21 home runs at home, tied for the fourth-highest single-season total at Great American Ball Park (Adam Dunn 26, Dunn 25, Dunn 22, Jay Bruce 21).
- In the seventh inning of the 8-7 loss on 5/23 vs Cle produced his first career pinch-hit HR, a 3-run shot off Bryan Shaw that tied the score at 7-7...produced three 2-homer games.
- Following a called strikeout on 7/9 at Ari was ejected for the first time in his career (HP umpire Brian O'Nora).
- On 8/17 at Cubs singled and doubled in the 9-run second inning.
- From 9/19-9/21 missed 3 games for the birth of daughter Nicolle.

HIGHEST SINGLE-SEASON HOMER TOTALS AT GABP

Adam Dunn, 2005	26	Jay Bruce, 2012	21
Adam Dunn, 2004	25	Suarez, 2017	21
Adam Dunn, 2006	22	Votto, 2011	20
		Todd Frazier, 2014	20

2016: Led the club in games played, at bats and 3-hit games (11)...ranked T2nd in the National League in games played...among National League third basemen ranked sixth in HR, seventh in RBI and T6th in extra-base hits...became only the 10th third baseman in franchise history to produce at least 20 home runs in a season, joining Gene Freese (1961), Deron Johnson (1965), Tony Perez (1967, 1969-1971), Buddy Bell (1986), Chris Sabo (1990-1991, 1993), Aaron Boone (2002), Edwin Encarnacion (2008), Scott Rolen (2010) and Todd Frazier (2014-2015)...missed only 3 games all season (4/18 vs Col, 5/29 at Mil, 7/10 at Mia)...made 149 starts at 3B, 1 start at SS (4/14 at Chi) and 1 start at DH (8/29 at LAA)...in his last 69 apps of the season beginning 7/19 hit .279 (67-240, 20 2b, 5hr, 28rbi, 5sb)...from 4/6-4/10 homered in 4 of his first 6 apps of the season (9rbi), the first Reds batter with 4 homers in the club's first 6 games since Adam Dunn had 4 HR in the first 6 games of the 2004 season...produced 4 homers over 5 apps from 4/6-4/10 and 3 homers over a 4-game stretch from 5/15-5/18...in the 10-6 win on 4/7 vs Phi hit his first career grand slam (off Daniel Stumpf)...in the 11-4 win on 6/2 at Col established career highs with 2 homers and 10 total bases and tied career highs with 3 hits and 4 RBI...on 7/18 vs Atl celebrated his 25th birthday with a 2-run HR off Matt Wisler...in the 3-2 win on 9/2 vs StL produced the first walkoff hit of his career, an RBI-single off Seung Hwan Oh...from 5/19-5/30 went 0-for-28, the longest hitless skid of his career and the longest by a Reds batter since Todd Frazier went 0-for-31 from 7/26-8/7, 2013...prior to that hitless stretch hit .313 during a season-high 7-game hit streak (3hr, 8rbi)...on 10/1 vs Chi snapped an 0-for-12 skid with his first HR since 8/30 at LAA, at 29 games his longest homerless drought of the season...reached base safely in all 22 spring training apps and overall hit safely in 20 apps.

2015: Led the club in starts at SS (95) and in starts batting seventh in the order (39)...began the season at Louisville but became the club's starting shortstop on 6/11, the day after Zack Cozart suffered a season-ending knee injury...although he didn't make his season debut until 6/11, his 13 homers ranked T8th among Major League shortstops and T4th among NL shortstops...on 8/31 and 9/1 at Cubs homered in consecutive games for the only time in his Major League career...produced hitting streaks of 6, 5, 9, 8 and 7 games...produced 2 successful suicide squeeze bunts...in the 10-run sixth inning on 8/24 vs Det (12-5 win) produced a solo HR and a 2-run double in the same inning Brandon Phillips had a 2-run HR and 2-run triple...on 8/8 at Ari, his 2-run HR in the fourth inning off Robbie Ray snapped the Reds' 30-inning scoreless streak, their longest since 1989...reached base in 49 of his 57 apps for the Bats.

2014: In his Major League debut made 85 apps for the Tigers, including 81g at SS and 2g at 3B...also made 54 minor league appearances for Class AA Erie and Class AAA Toledo...on 6/4 was promoted from Toledo and made his Major League debut that day vs Tor as a defensive replacement at shortstop...on 6/7 vs Bos became the 23rd player in franchise history to produce a home run for his first Major League hit (solo off Jon Lester)...became only the fourth Tigers rookie to homer in 3 of his first 7 career starts (Alex Avila 2009, Robert Fick 1998, Frank Doljack 1930)...on 6/14 vs Min finished a single shy of the cycle...following the season played for Caracas in the Venezuelan Winter League (17g, .250, 3 2b, 3 3b, 1hr, 6rbi).

MINOR LEAGUES

2013: On 5/2 was promoted from Class A Lakeland to Class AA Erie...**2012:** At Class A West Michigan was a Midwest League All-Star and the club's Player of the Year...among MWL leaders ranked second in hits, T3rd in apps, fifth in walks and T5th in total bases (209)...led all league shortstops with 257 putouts...was Midwest League Player of the Week for 5/28-6/3 (7g, 18-28, .643, 4 2b, 1 3b, 3rbi)...was the organization's Minor League Player of the Month for June (22g, .366, 11 2b, 1hr, 7rbi)...**2010:** Was the Tigers' Venezuelan Summer League Player of the Year.

2-HOMER GAMES (4)

Date	Pitcher
8/22/17 vs Chi	John Lackey, Felix Pena
7/20/17 vs Ari	Patrick Corbin, J.J. Hoover
4/22/17 vs Cubs...	Jake Arrieta, Justin Grimm
6/2/16 at Col ...	C. Qualls, Gonzalez Germen

PINCH-HIT HOME RUNS (1)

Date	Pitcher
5/23/17 vs Cle	Bryan Shaw

GRAND SLAMS (2)

Date	Pitcher
4/7/16 vs Phi	Daniel Stumpf
9/13/17 at StL	Ryan Sherriff

SUÁREZ' CAREER TRANSACTIONS

- Was signed by the Tigers as a non-drafted free agent, October 9, 2008. Was signed by Alejandro Rodriguez.
- Was acquired by the Reds, along with minor league RHP Jonathon Crawford, in exchange for RHP Alfredo Simon, December 11, 2014.

CAREER FIELDING

Pos.	Pct.	G	PO	A	E	TC	DP	PB
3B	.959	307	207	539	32	778	57	-
SS	.961	*180	263	459	29	751	109	-

In 2017 led National League third basemen in fielding percentage (.976)

* Made 1 appearance at SS in 2017, on 8/20 at Atl

Career Hitting

Yr	Club	AVG	G	AB	R	H	2B	3B	HR	RBI	SH	SF	HB	BB	SO	SB	CS	OBP	SLG	E
09	VSL Tigers - R	.262	57	206	29	54	9	3	1	15	1	1	*15	17	32	8	4	.360	.350	14
10	VSL Tigers - R	.311	61	225	32	70	12	2	1	18	4	2	7	23	44	8	6	.389	.396	12
11	GCL Tigers - R	.341	12	44	11	15	7	0	2	9	1	0	2	3	4	2	0	.408	.636	5
	Connecticut - A	.250	58	204	37	51	11	5	5	24	3	0	4	18	43	9	5	.323	.426	19
12	West Michigan - A	.288	135	511	82	147	34	5	6	67	5	7	15	65	116	21	9	.380	.409	18
13	Lakeland - A	.311	25	103	17	32	6	2	1	12	0	1	4	14	25	2	3	.410	.437	10
	Erie - AA	.253	111	442	53	112	24	4	9	45	2	0	6	46	98	9	11	.332	.387	26
14	Erie - AA	.284	42	155	26	44	14	1	6	29	0	0	15	38	7	2	.347	.503	7	
	Toledo - AAA	.302	12	43	6	13	4	0	2	7	0	1	2	6	9	2	0	.404	.535	2
	Detroit	.242	85	244	33	59	9	1	4	23	5	1	5	22	67	3	2	.316	.336	10
15	Louisville - AAA	.256	57	203	30	52	9	2	8	25	5	1	3	26	40	3	4	.348	.438	11
	Cincinnati	.280	97	372	42	104	19	2	13	48	4	2	3	17	94	4	1	.315	.446	19
16	Cincinnati	.248	159	565	78	140	25	2	21	70	0	3	8	51	155	11	5	.317	.411	^23
17	Cincinnati	.260	156	534	87	139	25	2	26	82	0	5	9	84	147	4	5	.367	.461	9
	Major Totals	.258	497	1715	240	442	78	7	64	223	9	11	25	174	463	22	13	.333	.423	61
	AL Totals	.242	85	244	33	59	9	1	4	23	5	1	5	22	67	3	2	.316	.336	10
	Reds Totals	.260	412	1471	207	383	69	6	60	200	4	10	20	152	396	19	11	.336	.438	51
	Minor Totals	.276	570	2136	323	590	130	24	41	251	21	13	58	233	449	71	44	.361	.417	124

* Led Venezuelan Summer League, ^ Led Major League third basemen, In 2017 led National League third basemen in fielding percentage (.976)

Division Series Record

Yr	Club, Opponent	AVG	G	AB	R	H	2B	3B	HR	RBI	SH	SF	HB	BB	SO	SB	CS	OBP	SLG	E
14	Det vs Bal	.000	1	1	0	0	0	0	0	0	0	0	0	0	0	0	0	.000	.000	0



DARNELL SWEENEY

@_SweeneySwag

INF / OF

76

Age: 27 Ht.: 6-1 Wt.: 205 Bats: S Throws: R ML Service: 0.046

Born: 2/1/91 Birthplace: Hollywood, FL Resides: Miramar, FL

Acquired: Was acquired from the Los Angeles Dodgers in exchange for cash, May 27, 2017.

Contract: Signed through the 2018 season and under team control through 2023.

Non-Roster

CAREER HIGHLIGHTS: In 2015 was a mid-season Pacific Coast League All-Star...in 2014 was an MiLB.com Dodgers Organization All-Star, mid-season Southern League All-Star, *Baseball America* Class AA All-Star and a member of the prestigious Arizona Fall League's All-Prospect team.

PINCH-HIT HOME RUNS (1)

Date	Pitcher
8/22/15 at Mia *	Justin Nicolino
* First career hit	

2017 SEASON

- In 119 apps at Class AAA Oklahoma City and Louisville combined to hit .266 with 26 doubles, 4 triples, 11 HR, 44 RBI and 18 stolen bases.
- On 5/27 was traded from the Dodgers to the Reds in exchange for cash...was assigned to Louisville and spent the rest of the season playing for the Bats.
- In late July, missed a week with inflammation in his right wrist.
- At Louisville hit safely in 62 of his 81 apps, including 27 of his last 35 games, and reached base safely in 72 of his 81 apps.
- After he joined the Bats and through the end of the season, among the International League leaders in that span ranked T6th in runs (48) and T7th in hits (91).
- On 12/4 was invited to 2018 Major League spring training camp.

2015: In his Major League debut made 37 apps for the Phillies...made his first career appearance as a pinch hitter on 8/20 at Mia...on 8/22 at Mia produced his first career hit, a pinch-hit home run off Justin Nicolino.

SINGLE-SEASON CAREER HIGH STREAKS

Hitting Streak: 3g, 10/3-10/4, 2015; **Hitless Streak:** 23ab, 9/14-9/29, 2015

PERSONAL: In 2009 graduated from American Senior High School in Hialeah, FL...attended the University of Central Florida...follow on Twitter @_SweeneySwag.

SWEENEY'S CAREER TRANSACTIONS

- Was selected by the Marlins in the 41st round of the June 2009 first-year player draft but did not sign.
- Was selected by the Dodgers in the 13th round of the June 2012 first-year player draft. Was signed by Scott Hennessey.
- Was acquired by the Phillies, along with RHP John Richy, in exchange for 2B Chase Utley and cash, August 19, 2015.
- Was reacquired by the Dodgers, along with IF/OF Darin Ruf, in exchange for IF/OF Howie Kendrick, November 11, 2016.
- Was acquired by the Reds in exchange for cash, May 27, 2017.
- On Louisville's disabled list with inflammation in his right wrist, July 21-28, 2017.

CAREER FIELDING

Pos.	Pct.	G	PO	A	E	TC	DP	PB
2B	.931	9	14	13	2	29	4	-
3B	---	1	0	0	0	0	0	-
CF	1.000	2	6	0	0	6	0	-
LF	.929	12	13	0	1	14	0	-
RF	1.000	1	2	1	0	3	0	-

Career Hitting

Yr	Club	AVG	G	AB	R	H	2B	3B	HR	RBI	SH	SF	HB	BB	SO	SB	CS	OBP	SLG	E
12	Ogden - R	.303	16	66	12	20	1	2	0	10	0	3	1	9	8	10	2	.380	.379	6
	Great Lakes - A	.291	51	199	34	58	8	4	5	23	3	1	2	24	41	17	4	.372	.447	14
13	Rancho Cuca - A	.275	134	552	79	152	34	16	11	77	6	7	5	43	151	48	20	.329	.455	36
14	Chattanooga - AA	.288	132	490	88	141	34	5	14	57	10	4	5	77	117	15	16	.387	.463	32
15	OK City - AAA	.271	116	472	69	128	30	4	9	49	1	4	3	42	116	32	13	.332	.409	9
	Philadelphia	.176	37	85	9	15	4	1	3	11	0	0	0	13	27	0	2	.286	.353	3
16	Lehigh Valley - AAA	.233	118	400	48	93	17	5	6	35	5	3	1	38	100	12	11	.299	.345	12
17	OK City - AAA	.227	38	119	17	27	8	1	4	15	0	1	0	11	33	7	1	.290	.412	6
	Louisville - AAA	.281	81	324	48	91	18	3	7	29	0	1	3	35	76	11	13	.355	.420	11
Major Totals		.176	37	85	9	15	4	1	3	11	0	0	0	13	27	0	2	.286	.353	3
Minor Totals		.271	686	2622	395	710	150	40	56	295	25	24	20	279	642	152	80	.343	.423	126



CHADWICK
TROMP

@ChadwickTromp

C

82

Age: 23 Ht.: 5-9 Wt.: 205 Bats: R Throws: R ML Service: 0.000

Born: 3/21/95 Birthplace: Oranjestad, Aruba Resides: Oranjestad, Aruba

Acquired: Was signed as a non-drafted free agent, May 24, 2013. Was signed by Jim Stoeckel.

Contract: Signed through the 2018 season and under team control through 2023.

Non-Roster

CAREER HIGHLIGHTS: In 2018 attended his first Major League spring training camp...from 2003-2012 played for Aruba's national team.

2017 SEASON

- In 69 apps for Class A Daytona and Class AA Pensacola combined to hit .259 with 13 doubles, 1 HR and 34 RBI.
- Began the season at Daytona, where he appeared in 15 games behind the plate and 17 games at DH... was promoted to Pensacola on 6/28.
- When promoted ranked third on the Tortugas in batting average and fourth in on-base percentage.
- Led Daytona catchers by throwing out 32% of the baserunners attempting to steal.
- Following the season played for Scottsdale in the prestigious Arizona Fall League (10g, .316, 1 2b, 1hr, 4rbi).

TROMP'S CAREER TRANSACTIONS

-- Was signed by the Reds as a non-drafted free agent, May 24, 2013. Was signed by Jim Stoeckel.

Career Hitting

Yr	Club	AVG	G	AB	R	H	2B	3B	HR	RBI	SH	SF	HB	BB	SO	SB	CS	OBP	SLG	E
13	AZL Reds - R	.167	9	24	2	4	0	0	0	2	0	0	1	0	4	0	1	.200	.167	1
14	AZL Reds - R	.323	25	93	14	30	8	0	3	13	0	1	2	3	16	0	1	.354	.505	3
	Dayton - A	.231	5	13	1	3	0	0	0	0	1	0	0	1	3	0	0	.286	.231	0
15	Dayton - A	.293	24	82	7	24	8	0	0	6	1	0	2	5	15	0	0	.348	.390	1
	Louisville - AAA	.500	1	4	0	2	1	0	0	1	0	0	0	0	0	0	0	.500	.750	0
16	Daytona - A	.215	73	261	29	56	12	0	8	38	1	3	2	11	55	1	1	.249	.352	3
17	Daytona - A	.311	33	119	11	37	9	0	1	24	1	3	1	8	23	0	0	.351	.412	2
	Pensacola - AA	.204	36	113	6	23	4	0	0	10	0	0	2	14	15	1	0	.302	.239	1
Minor Totals		.252	206	709	70	179	42	0	12	94	4	7	10	42	131	2	3	.301	.362	11



STUART TURNER

Twitter @stum26

C
32

Age: 26 **Ht.:** 6-2 **Wt.:** 220 **Bats:** R **Throws:** R **ML Service:** 1.000

Born: 12/27/91 **Birthplace:** Eunice, LA **Resides:** Eunice, LA

Acquired: Was selected off the Twins' Class AAA roster in the second round of the Major League phase of the Rule 5 Draft, December 8, 2016.

Contract: Signed through the 2018 season and under team control through 2022.

CAREER HIGHLIGHTS: In 2017 became the first Reds catcher to skip Class AAA since Tucker Barnhart in 2014...in 2015 was a Twins MiLB.com Organization All-Star and their Minor League Player of the Week for 7/25-7/31...was Florida State League Player of the Week and Twins Minor League Player of the Week for 8/27-9/2, 2014...in 2018 participated in his fifth consecutive Major League spring training camp, his second as a roster player.

2017 SEASON

- Was a December 2016 Rule 5 Draft selection from the Twins and around a stint on the disabled list spent the season on the Reds' roster.
- In his Major League debut made 37 apps and 18 starts.
- Made 5 of his 18 starts in the Reds' first 20 games of the season, while Devin Mesoraco was disabled the first time.
- Was 1 of 7 rookies on the Reds' Opening Day roster...became the first Reds catcher to skip Class AAA since Tucker Barnhart made the 2014 Opening Day roster.
- From 5/20-6/17 was on the 10-day disabled list with a strained right hamstring...from 5/28-6/16 made 15 rehab apps for Louisville (14-59, .237, 3rbi).
- From 8/25-8/27 was on the paternity list for the birth of son Easton Michael.
- On 4/6 vs Phi started in his Major League debut...RHP Rookie Davis on 4/6 also started in his debut...for the first time in franchise history, since 1869, the Reds' starting battery mates made big league debuts in the same game.
- Also on 4/6, Phillies starting C Andrew Knapp made his debut...was only the second time since 1900 that both teams' starting catchers made Major League debuts in the same game (9/4/2010, Det's Max St. Pierre & KC's Lucas May).
- In the third inning on 4/9 at StL doubled off Carlos Martinez for his first career hit...was his sixth career plate appearance, his third career appearance in a game and his second career start.
- On 8/9 vs SD produced his first career home run (2-run off Travis Wood)...hit his second home run 5 apps later, on 8/31 vs NYM (2-run off Erik Goeddel).
- Entered the season rated the best defensive catcher in the organization.

2017 CATCHERS' ERA

Catcher	GS	IP	ER	ERA
Barnhart	51-54	926.1	488	4.74
Mesoraco	10-27	305.1	210	6.19
Turner	7-11	177.1	115	5.84
Wallach	0-2	21.0	8	3.43

2017 CATCHERS' CAUGHT STEALING %

Catcher	SB	CS	%
Barnhart	37	28	43%
Mesoraco	26	6	19%
Turner	10	2	17%
Wallach	1	0	0%

MINOR LEAGUES

2016: Spent the season at Class AA Chattanooga, where he led the Lookouts with 97 apps behind the plate...produced 22 doubles and 41 RBI, both career highs...following the season was selected by the Reds in the second round of the Major League phase of the Rule 5 Draft...entered the season rated by MLB.com the Twins' No. 18 prospect...**2015:** Was a Twins MiLB.com Organization All-Star...spent the season at Class AA Chattanooga...led all Twins minor leaguers with 97 apps as a catcher...was the organization's Minor League Player of the Week for 7/25-7/31 (5g, .471, 2 2b, 1 HR, 4 RBI)...in the bottom of the ninth inning of the 4-2 win on 5/8 vs Jackson hit a 2-run, walkoff HR...following the season played for Scottsdale in the prestigious Arizona Fall League...entered the season rated by *Baseball America* the Twins' 16th-best prospect and their best defensive catcher...**2014:** Entered the season rated

by *Baseball America* the best defensive catcher in the Twins' system... was both Florida State League Player of the Week and Twins Minor League Player of the Week for 8/27-9/2 (4g, .462, 3 2b, 1 HR, 5 RBI)... in just his second professional season, was a non-roster invitee to Major League spring training camp...**2013:** Spent most of his first professional season at Rookie Elizabethton but also appeared in 1g for Class AA New Britain...on 8/11 at Burlington produced his first professional home run...following the season was rated by *Baseball America* the best defensive catcher in the Twins' system.

SINGLE-SEASON CAREER HIGH STREAKS
Hitting Streak: 3g, 6/29-7/15, 2017; **Hitless Streak:** 17ab, 9/1-9/28, 2017

PERSONAL: Graduated from Eunice (LA) High School, where he was a Louisville Slugger All-American in 2009...from 2008-2010 was All-District and All-State...lettered for 3 seasons in football and was All-District in 2009...attended junior college at LSU-Eunice, where he was named Easton Defensive Player of the Year, Rawlings Gold Glove Award winner and Academic All-American with a 4.0 GPA...transferred to the University of Mississippi for the 2013 season and was a Louisville Slugger/CollegeBaseballInsider.com first-team All-American (62g, .374, 15 2B, 5 HR, 51 RBI)...follow on Twitter @sturn26.

TURNER'S CAREER TRANSACTIONS

-- Was selected by the Twins in the third round of the June 2013 first-year player draft. Was signed by Allen Sandberg.

-- Was selected by the Reds in the second round of the Major League phase of the Rule 5 Draft, December 8, 2016.

-- On disabled list with a strained right hamstring, May 20-June 17, 2017; included a rehabilitation assignment at Louisville, May 28-June 17.

		CAREER FIELDING						
Pos.	Pct.	G	PO	A	E	TC	DP	PB
C	.989	28	165	10	2	177	1	1

Career Hitting

Yr	Club	AVG	G	AB	R	H	2B	3B	HR	RBI	SH	SF	HB	BB	SO	SB	CS	OBP	SLG	E
13	Elizabethton - R	.264	34	121	15	32	5	0	3	19	1	4	4	12	22	0	1	.340	.380	4
	New Britain - AA	.500	1	4	1	2	0	0	0	0	0	0	0	0	1	0	0	.500	.500	3
14	Fort Myers - A	.249	93	325	49	81	16	2	7	40	1	2	5	31	61	7	0	.322	.375	7
15	Chattanooga - AA	.223	98	327	40	73	13	1	4	37	0	3	4	45	69	5	2	.322	.306	7
16	Chattanooga - AA	.239	97	322	40	77	22	0	6	41	1	5	7	35	72	5	3	.322	.363	4
17	Cincinnati	.134	37	82	4	11	3	0	2	7	1	1	0	5	22	0	0	.182	.244	2
	#Louisville - AAA	.237	15	59	2	14	0	0	0	3	0	0	2	3	14	0	1	.297	.237	0
Major Totals		.134	37	82	4	11	3	0	2	7	1	1	0	5	22	0	0	.182	.244	2
Minor Totals		.241	338	1158	147	279	56	3	20	140	3	14	22	126	239	17	7	.323	.346	25
# Injury rehab																				



JOEY VOTTO

1B
19

Age: 34 **Ht.:** 6-2 **Wt.:** 220 **Bats:** L **Throws:** R **ML Service:** 10.027

Born: 9/10/83 **Birthplace:** Toronto, Canada **Resides:** Toronto, Canada

Acquired: Was selected by the Reds in the second round of the June 2002 first-year player draft. Was signed by John Castleberry.

Contract: Signed a 10-year contract extension through the 2023 season, with a club option for 2024, April 4, 2012.

CAREER HIGHLIGHTS: Is the 2010 National League Most Valuable Player and Hank Aaron Award winner, a 5-time NL All-Star, a *Sporting News* NL All-Star and the only Reds first baseman ever to win a Rawlings Gold Glove Award...has received MVP Award votes 7 times in the last 8 seasons, 6 times finished among the Top 10 and 3 times finished among the Top 3...finished first in 2010, sixth in 2011, 14th in 2012, sixth in 2013, third in 2015, seventh in 2016 and second by 2 points to Mia's Giancarlo Stanton in 2017 in the fourth-closest vote ever...5 times was a finalist for the prestigious Hank Aaron Award, presented to the most outstanding offensive performer in each league (won in 2010, 2011, 2015, 2016, 2017)...twice was a finalist for the Rawlings Gold Glove Award for first basemen (won in 2011, 2017)...6 times was voted by the Cincinnati chapter of the BBWAA the Ernie Lombardi Award as the Reds' Most Valuable Player (unanimously in 2016 and 2017)...twice received the Lou Marsh Award as Canada's Athlete of the Year, 1 of only 3 baseball players to win the prestigious award and the only one to win it more than once (2010, 2017; Ferguson Jenkins 1974; Larry Walker 1998)...7 times received the Canadian Baseball Hall of Fame's Tip O'Neill Award (2010-2013, 2015-2017), sharing the honor in 2011 with Brewers pitcher John Axford...is the only player to win that award more than 2 years in a row and is 1 of only 2 players to win it more than 3 times (Larry Walker, 9 times)...in March 2013 was voted by fans the Face of MLB...with 257 career HR ranks fifth on the club's all-time list (Johnny Bench 389, Frank Robinson 324, Tony Perez 287, Adam Dunn 270)...is the all-time leader in home runs at Great American Ball Park (140; Jay Bruce 2nd, 135)...his 830 RBI rank 10th on the club's all-time list (Brandon Phillips 9th with 851rbi)...his 996 career walks are the most in Major League history by a player born in Canada (Larry Walker 2nd, 913)...his 257 HR are third-most by a Canadian (Larry Walker 383, Matt Stairs 265)...holds the franchise record for career games played at first base (1,402)...holds

- JOEY VOTTO'S HARDWARE**
- NL Most Valuable Player 2010
 - Hank Aaron Award 2010
 - National League All-Star 2010, 2011, 2012, 2013, 2017
 - Sporting News All-Star 2010
 - Rawlings Gold Glove Award 2011
 - Reds' Most Valuable Player 2008, 2010, 2011, 2015, 2016, 2017

franchise single-season records for walks (143 in 2015), on-base percentage (.474 in 2012), number of times on base safely via hit, walk or HBP (321 times in 2017), number of games reaching base safely (150g in 2017), number of games reaching base safely at least twice (107g in 2015 & 2017) and number of consecutive games reaching base safely at least twice (20g from 7/26-8/15, 2017)...shares Pete Rose's franchise record for number of consecutive games reaching base safely (48g from 8/11-10/2, 2015)...in the last 10 seasons led the Reds in batting average 8 times, in doubles 6 times and in hits 6 times...from 2007-2016

SINCE HIS DEBUT...

Below are **Joey Votto's** rankings among all **Major League** hitters since his debut on **9/4/07 vs NYM**:

Walks.....	996.....	1st
On-Base Percentage.....	428.....	1st
OPS.....	969.....	1st
Average with RISP.....	335.....	1st
Batting Average.....	313.....	2nd
Slugging Percentage.....	541.....	3rd
Doubles.....	344.....	6th
Hits.....	1,586.....	11th
Home Runs.....	257.....	15th
RBI.....	830.....	16th

% - Minimum 5,000pa & 900pa with RISP

ON-BASE PERCENTAGE, CAREER

1. Ted Williams, HOF 482
2. Babe Ruth, HOF 474
3. Billy Hamilton, HOF 455
4. Lou Gehrig, HOF 448
5. Barry Bonds 444
6. Rogers Hornsby, HOF 434
7. Ty Cobb, HOF 434
8. Jimmie Foxx, HOF 429
9. Tris Speaker, HOF 428
10. **JOEY VOTTO 428**

OPS, CAREER

1. Babe Ruth, HOF 1.164
 2. Ted Williams, HOF 1.115
 3. Lou Gehrig, HOF 1.080
 4. Barry Bonds 1.051
 5. Jimmie Foxx, HOF 1.038
 6. Hank Greenberg, HOF 1.017
 7. Rogers Hornsby, HOF 1.010
 8. Manny Ramirez 996
 9. Mark McGwire 982
 10. Joe DiMaggio, HOF 977
 11. Mickey Mantle, HOF 977
 12. Stan Musial, HOF 976
 13. Frank Thomas, HOF 974
 14. **JOEY VOTTO 969**
 15. Larry Walker 965
- Lists courtesy Elias Sports Bureau

FIRST 11 YEARS

Only **19 players** in **Major League** history, through the first 11 seasons of their careers, produced at least a **.313 batting average, 257 HR, 830 RBI** and a **.969 OPS**:

Player	11th Year	BA	HR	RBI	OPS
JOEY VOTTO	2017	.313	257	830	.969
Miguel Cabrera	2013	.321	365	1260	.967
Albert Pujols	2011	.328	445	1329	1.037
Todd Helton	2007	.332	303	1087	1.014
Vlad Guerrero, HOF	2006	.325	338	1052	.972
Manny Ramirez	2003	.317	347	1140	1.010
Mike Piazza, HOF	2002	.321	347	1073	.964
Frank Thomas, HOF	2000	.321	344	1183	1.018
Willie Mays, HOF	1962	.315	368	1076	.978
Stan Musial, HOF	1952	.346	227	1014	1.010
Ted Williams, HOF	1952	.347	324	1264	1.117
Joe DiMaggio, HOF	1949	.331	317	1344	.990
Johnny Mize, HOF	1949	.319	316	1160	.982
Hank Greenberg, HOF	1945	.324	262	1073	1.034
Mel Ott, HOF	1936	.318	275	1095	.973
Jimmie Foxx, HOF	1935	.339	302	1075	1.079
Al Simmons, HOF	1934	.354	240	1380	.971
Lou Gehrig, HOF	1933	.342	299	1284	1.078
Babe Ruth, HOF	1924	.351	284	877	1.195

(.969) and third in career batting average (.313; Miguel Cabrera, .317; Jose Altuve .316)...in the *Sporting News*' 2011 poll of baseball executives was rated the fourth-best player in baseball behind Albert Pujols, Troy Tulowitzki and Felix Hernandez...in 2010 became the 10th Reds player and third Canadian to win the Most Valuable Player Award...prior to Game 4 of the 2010 World Series received from Commissioner Bud Selig the Hank Aaron Award as the NL's best hitter...in his native Canada, was honored by 7 organizations for his 2010 MVP season...was ranked No. 1 in the *Toronto Sun's* 2010 list of most influential Canadians in baseball...played for Canada in the 2009 World Baseball Classic and hit .556 (second among all WBC players) with a 1.111 slugging percentage (third best)...also played for Canada in the 2013 WBC...4 times was the National League Player of the Week (9/21-9/27, 2009; 7/25-7/31, 2011; 5/13-5/19, 2013; 6/26-7/2, 2017)...in 2008 finished second in the National League Rookie of the Year Award voting, was a finalist for a Players Choice Award in the category of Outstanding NL Rookie, was a TOPPS Major League Rookie All-Star and was the Reds' MVP...in September 2008 received the National League Rookie of the Month Award...in 2007 was a TOPPS Class AAA All-Star, Louisville's Most Valuable Player, the International League's Rookie of the Year and an IL All-Star...in May 2007 was Louisville's Hitter of the Month and the organization's Hitter of the Month...played in the 2006 Southern League All-Star Game and 2007 Triple-A All-Star Game...played for the World Team in MLB's All-Star Futures Games in Pittsburgh (2006) and San Francisco (2007)...in 2006 was the Southern League's MVP and batting champion, TOPPS' Southern League Player of the Year and the Reds organization's minor league Hitter of the Year...also was a *Baseball America* Minor League and Class AA All-Star and a TOPPS Class AA All-Star...in 2005 was selected to play for Team Canada in the IBAF XXXVI World Cup in Amsterdam, Netherlands...in the minor leagues produced 5 career grand slams...in 2007 became the 14th native Canadian to appear for the Reds (LHP Rheel Cormier, RHP Ryan Dempster, RHP Chris Reitsma, OF Glen Gorbous, P Bert Sincock, OF Doc Miller, P Clarence Currie, P Bob Hooper, OF Nigel Wilson, P Rube Vickers, OF Andy Kyle, P Win Kellum, OF Tip O'Neill)...graced the cover of the 8/30/10 issue of *Sports Illustrated*, the only Reds player to do so since Ken Griffey Jr. on 6/14/04...on 3/17/13 made a guest voice appearance on *The Cleveland Show*...fellow Major League players Andre Ethier, Matt Kemp, David Ortiz and Jimmy Rollins also were featured in the episode in which star of the show Cleveland pursues his life-long dream of becoming a Major League Baseball scout.

REDS' WINNERS, BBWAA
MOST VALUABLE PLAYER AWARD

Player.....	Year
Ernie Lombardi, C.....	1938
Bucky Walters, RHP.....	1939
Frank McCormick, 1B.....	1940
Frank Robinson, OF.....	1961
Johnny Bench, C.....	1970
Johnny Bench, C.....	1972
Pete Rose, LF.....	1973
Joe Morgan, 2B.....	1975
Joe Morgan, 2B.....	1976
George Foster, LF.....	1977
Barry Larkin, SS.....	1995
JOEY VOTTO, 1B.....	2010

Votto was the third Canadian to win the MVP (Col's **Larry Walker** in 1997, Min's **Justin Morneau** in 2006).

IRON MAN

Since **Ivan De Jesus Jr.** started at 1B on **9/2/2016 vs StL**, **Joey Votto** has started Cin's **last 191 games** (.332ba, .454obp, .591slg)...is the Majors' second-longest active playing streak behind KC's **Alcides Escobar**, who has made 333 straight apps and 332 straight starts...in 2017 **Votto** became the fourth Red to **start** at least **162 games** in a season, joining **Pete Rose** ('65, 163gs in '74, '75), **Leo Cardenas** (163gs in '64) and **Vada Pinson** ('63).

2017 SEASON

- In the BBWAA's National League Most Valuable Player Award voting finished second by 2 points to Mia's Giancarlo Stanton in the fourth-closest vote ever... received MVP votes for the seventh time in the last 8 seasons, for the sixth time finished among the Top 10 and for the third time finished among the Top 3.

2017 NATIONAL LEAGUE MVP AWARD VOTING

Player	Club	1st	2nd	3rd	4th	5th	6th	Pts
Giancarlo Stanton	Marlins	10	10	5	3	1	1	302
JOEY VOTTO	REDS	10	9	4	5	2		300
Paul Goldschmidt	D-Backs	4	5	4	9	5	2	239

The 2-point margin was the third-closest in the history of the BBWAA's National League Most Valuable Player Award balloting and fourth-closest overall...STL's Keith Hernandez and Pit's Willie Stargell tied in 1979...STL's Marty Marion beat Chi's Bill Nicholson by 1 point in 1944...NYY's Joe DiMaggio beat Bos' Ted Williams by 1 point in 1947.

- Was a National League All-Star for the fifth time...also for the fifth time was a finalist for the Hank Aaron Award...for the second time was a finalist for the Rawlings Gold Glove Award for first basemen...was rated by field managers the best hitter in the National League.
- For the sixth time was voted by the local chapter of the BBWAA the Ernie Lombardi Award as the Reds' Most Valuable Player...for the second straight year, the vote was unanimous.
- For the seventh time received the Canadian Baseball Hall of Fame's Tip O'Neill Award for his individual and team accomplishments and for the second time won the Lou Marsh Award as Canada's Athlete of the Year.
- Joined Babe Ruth (1921, 1924, 1926, 1930) and Ted Williams (1941, 1942, 1949) as the only players in Major League history to produce in a season at least 179 hits, 36 HR and 134 walks with 83 strikeouts or fewer.
- Joined Babe Ruth (35 in 1930) and Lou Gehrig (33 in 1936) as the only players in their age-33 seasons or older to produce at least 175 hits, 130 walks and a .450 on-base percentage...Votto turned 34 in September.
- Was the only player in the Major Leagues to produce at least 26 HR and 100 RBI while hitting .300 with an on-base percentage of .400 and a slugging percentage of .500.
- For the eighth time in his career hit least .300 with an on-base percentage of .400...for the seventh time in his career hit at least .300 with an on-base percentage of .400 and a slugging percentage of .500.
- For the third straight year and fifth time in his career produced at least 100 walks in a season...only 2 other players in club history have more than one 100-walk season: Joe Morgan (6 times) and Adam Dunn (5 times).
- Led the Major Leagues by reaching base safely 321 times, breaking his own club record (319, 2015)...Col's Charlie Blackmon reached base 288 times to rank second...reached base at least 300 times in a season for the third time in his career, 1 shy of Pete Rose's club record.
- Led the Major Leagues in on-base percentage, walks and intentional walks...tied KC's Alcides Escobar for the Major League lead in games started (162).
- Led the National League in walks for the fifth time, in on-base percentage for the sixth time and in both categories in the same season for the fourth time...also led the National League in OPS (1.032).
- Led the Major Leagues with a walks-to-strikeouts ratio of 1.61...LAD's Justin Turner was second at 1.05 and LAA's Mike Trout third at 1.04...only 14 times struck out more than once, including a season-high 3 strikeouts twice (8/18 at Atl, 9/30 at Chi)...from 6/5-6/16 did not strike out in a season-high 43 straight plate apps.
- Became the first player in Reds history with at least 100 runs, 100 RBI, 300 total bases and 300 times on base...3 of the previous 5 Major League players to produce those numbers won the Most Valuable Player Award a total of 4 times (Mike Trout, Albert Pujols twice, Alex Rodriguez).
- Reached base safely in 150 apps, breaking his 2013 club record (146g)...reached base safely at least twice in 107 apps, tying his 2015 club record...reached base safely at least 3 times in 51 apps, tying his career high (2015)...tied his career high with 106 runs scored (2010).
- Produced on-base streaks of 27 games (4/24-5/24), 29 games (7/26-8/26) and 32 games (8/27-end of the season)...his 32-game on-base streak tied teammate Zack Cozart's as the longest by a Reds batter this season and tied for the second-longest in the Major Leagues this year (SF's Eduardo Nunez, 33g).
- His 29-game on-base streak from 7/26-8/26 included a stretch from 7/26-8/15 during which he reached base safely at least twice in 20 straight games, a franchise record and 1 shy of Ted Williams' 1948 Major League record, and a 17-game hitting streak from 7/26-8/12 that tied his career high and ranked as the longest by a Reds batter in 2017...the 17-game hitting streak tied for the third-longest in the National League this season.
- Appeared in 162 games for the second time in his career (2013) but became the first Reds player to start all 162 games in a non-strike year since Pete Rose in 1975...played first base in 1,391.2 of the team's 1,430 innings.
- Established a new franchise record by producing his fourth season OPS of at least 1.000 (1.024 in 2010, 1.041 in 2012, 1.000 in 2015, 1.032 in 2017)...shared the club mark with Frank Robinson, who did it in 3 consecutive seasons from 1960-1962...Kal Daniels (1987), George Foster (1977), Joe Morgan (1976), Bernie Carbo (1970) and Ted Kluszewski (1954) each had 1 season with an OPS of at least 1.000 while playing for the Reds.
- With a 7.5 WAR as calculated by Baseball Reference ranked first among Major League first basemen and fourth among all position players (Jose Altuve 8.4, Aaron Judge 8.1, Giancarlo Stanton 7.6).
- Became the first Reds batter to draw at least 20 intentional walks in a season since Dave Parker in 1985 (24)...his 132 career intentional walks are 3 shy of the franchise record held by Johnny Bench (135, 1967-83)...intentional walks became a statistic in 1955.
- His season batting average peaked at .321 through his third plate appearance on 9/29 (177-551, .32123).

- Among first basemen ranked second in the National League in fielding percentage...was the league leader in fielding percentage at first base through the first 154 games of the season, then committed 2 errors in his last 8 apps...produced a pair of season-high 53-game errorless streaks (5/27-7/25, 7/27-9/22), his longest single-season errorless streaks since he began 2011 with 65 consecutive errorless games.
- On 7/3 at Col hit a solo homer off Jeff Hoffman to become the 10th Reds player and 28th active player with 1,500 career hits.
- On 7/28 at Mia produced his 800th career RBI, tying Frank McCormick for 11th on the Reds' all-time list.
- In his first plate appearance on 8/6 vs StL produced a 3-run HR off Adam Wainwright...was the 250th HR of his career and 135th HR at Great American Ball Park, tying Jay Bruce for most among all players in that ballpark... homered again the next night vs SD off Jhoulys Chacin to set new ballpark record with his 136th homer there.
- On 8/27 vs Pit, with 5 walks tied the club record for the second time (Hughie Critz on 5/28/1926 at StL, Johnny Bench on 7/22/1979 at Chi, Votto on 9/23/2013 vs NYM).
- Over 2 apps on 8/27 vs Pit and 8/29 vs NYM recorded 8 walks total and a walk in 6 consecutive plate apps, the longest streak in the Major Leagues since Col's Brad Hawpe walked 6 straight times from 6/22-6/23, 2008.
- Was National League Player of the Week for 6/26-7/2 (11-21, .524, 3hr, 6rbi, 1.095slg, .630obp)...was his fourth career award and first since May 2013.

2016: Unanimously was voted by the local chapter of the Baseball Writers' Association of America the Ernie Lombardi Award as the Reds' Most Valuable Player... finished seventh in the BBWAA's National League Most Valuable Player Award voting...was a finalist for the 2016 Hank Aaron Award...for the sixth time received the Canadian Baseball Hall of Fame's Tip O'Neill Award... ranked among the National League leaders in almost every statistical category, including on-base percentage (.434, 1st), OPS (.985, 2nd), walks (T2nd), hitting (3rd), slugging percentage (.550, 6th), hits (8th), RBI (10th), runs (9th) and total bases (306, 10th)...led the NL in on-base percentage for the fifth time...hit .344 in night games, third-best in the NL and the highest night BA by a Reds batter since Pete Rose hit .362 in 1973...after hitting .213 through May, his season batting average peaked at .327 after his fourth at bat on 10/1 vs Chi (180-551, .3266787)...beginning 6/1 led the Major Leagues in batting average (.378) and on-base percentage (.482) while ranking third in the majors and

second in the National League in slugging percentage (.619; Freddie Freeman .641, Brian Dozier .631)...after the All-Star break led the Major Leagues in hitting (.408), on-base percentage (.490) and slugging percentage (.668)... became the first player to hit .400 over the second half of a season since Sea's Ichiro Suzuki hit .429 in 2004...led the team in runs scored, hits, total bases, walks, on-base percentage, slugging percentage, BA with RISP (.356) and multi-hit games (48) and tied Brandon Phillips for the club lead in doubles...fell 1 HR shy of becoming the first Reds player ever to hit .325 with 30 HR, a .430 on-base percentage and a .550 slugging percentage...for the seventh time hit hit least .300 with an on-base percentage of at least .400...reached base 294 times, second-most

BBWAA'S 2016 NL MVP AWARD VOTING

1. * Kris Bryant, Chi
 2. Daniel Murphy, Wsh
 3. Corey Seager, LAD
 4. Anthony Rizzo, Chi
 5. Nolan Arenado, Col
 6. Freddie Freeman, Atl
 7. **JOEY VOTTO, CIN**
 8. Yoenis Cespedes, NY
 9. Justin Turner, LAD
 10. Max Scherzer, Wsh
- 27 players received at least 1 vote,
* Received 29 of 30 first-place votes

MR. 300

Joey Votto in 2017 reached base **321 times**, a new franchise record and the most in the **Major Leagues (Charlie Blackmon 2nd, 288)**...**Votto** led the majors in **times reaching base** for the **third time** (2013, 2015) and led the **National League** for the **fifth time** (2011, 2013, 2015, 2016)...listed below are the only Reds to reach base safely **300 times** in a season:

Joey Votto, 2017 321	Pete Rose, 1975 310
Joey Votto, 2015 319	Pete Rose, 1976 307
Joey Votto, 2013 316	Pete Rose, 1973 301
Pete Rose, 1969 311	Shin-Soo Choo, '13
	 300

Votto also reached base **299 times** in 2011, **294 times** in 2016

TWICE DAILY

From 7/26-8/15, 2017 **Joey Votto** reached base safely at **least twice** in **20 straight games**, a franchise record and 1 shy of **Ted Williams'** 1948 Major League record (lists below).

Reds Record

20 Joey Votto	7/26 - 8/15, 2017
15 Joey Votto	7/16 - 8/2, 2016
15 Joey Votto	7/10 - 7/28, 2015
15 Pete Rose	9/23/75 - 4/21/76

Major League Record

21 Ted Williams	5/31 - 6/24, 1948
20 Joey Votto	7/26 - 8/15, 2017
20 Barry Bonds	6/20 - 7/15, 2004
20 Pete Rose	9/3 - 9/22, 1979
18 Jason Giambi	9/20/2000 - 4/8/2001
18 Steve Finley	6/20 - 7/11, 1996
18 Ted Williams	6/10 - 6/29, 1951
18 Ted Williams	8/25 - 9/14, 1941
18 Lou Gehrig	7/12 - 7/27, 1930
18 Rogers Hornsby	6/7 - 6/25, 1925
18 Steve Evans	8/29 - 9/15, 1914

Courtesy Elias Sports Bureau

WALKING AWAY FROM STRIKEOUTS

In 2017 **Joey Votto** had **more walks** than **strikeouts** for the third time in his career (2012, 2015)...is the only player in Reds history to collect **134 or more walks** in a season while striking out **83 or fewer** times, the first Major League player to do so since **Barry Bonds** in **2004**...listed below are the only Major Leaguers since **1995** with at least 134 walks and 83 or fewer strikeouts in a season:

Joey Votto, Cin	2017	134 bb, 83 k
Barry Bonds, SF	2004232 bb, 41 k
Barry Bonds, SF	2003148 bb, 58 k
Barry Bonds, SF	2002198 bb, 47 k
Brian Giles, Pit.....	2002135 bb, 74 k
Barry Bonds, SF	1996151 bb, 76 k
Gary Sheffield, Fla.....	1996142 bb, 66 k
Frank Thomas, CWS.....	1995136 bb, 74 k

in the Major Leagues (Mike Trout 300)...produced at least 100 walks for the fourth time...became only the second Reds player with at least 30 doubles in 8 different seasons (Pete Rose, 13 seasons)...hit .229 in April, .200 in May, .319 in June, .419 in July, .394 in August and .389 in September/October... on 8/31 at LAA, went 1-for-4 to finish hitting .394 for the month of August after hitting .419 in July...with 1 more hit or 2 fewer at bats he would have become the first Reds player and first Major League batter since 2010 to hit at least .400 in consecutive months...in 2010, Josh Hamilton hit .454 in June and .418 in July...Vada Pinson in 1961 is the only Reds batter since 1900 to hit at least .400 in any 2 months of a season (.406 in May, .403 in September)...hit safely in 61 of his 72 apps after the All-Star break (107-262, .408, 15hr, 55rbi, 1.158ops), including a career-high 17-game hitting streak to open the second half that was snapped on 8/4 vs StL (29-58, .500, 3 2b, 4hr, 12rbi, 17bb)...during the streak raised his season BA from .252 to .293...was the longest hitting streak by a Reds batter since Brandon Phillips' 22-game streak in 2007...from 9/8-9/16 went 8g and 34 plate apps without reaching base by walk, his longest stretch since 4/23-4/30, 2013 (8g, 34ab, 34pa)...hasn't gone more than 8g without a walk since an 11-game stretch from 7/21-8/1, 2009 (41ab, 42pa)...on 5/30 at Col hit his 200th career HR (solo off Jason Motte)...on 6/18 at Hou made his only career appearance at DH...on 9/10 at Pit celebrated his birthday going 4-for-5 with a double, home run and 2 runs scored, raising his batting average to what then was a season-high .318...on 9/23 at Mil lined into a 3-3-6 triple play, the first by a Reds batter since Edwin Encarnacion lined into a 6-4-3 triple play on 4/12/09 at Pit...on 9/29 at StL singled off Alex Reyes for his 1,400th career hit...left that game after his third hit, when while sliding into second base he was hit on the chin by the throw from the outfield and required 7 stitches.

BBWAA'S 2015 NL MVP AWARD VOTING

1.* Bryce Harper, Wsh
 2. Paul Goldschmidt, Ari
 3.**JOEY VOTTO, CIN**
 4. Anthony Rizzo, Chi
 5. ... Andrew McCutchen, Pit
 6. Jake Arrieta, LA
 7. Zack Greinke, CH
 8. Nolan Arenado, Col
 9. Buster Posey, SF
 10. Clayton Kershaw, LA
- 20 players received at least 1 vote
* Received all 30 first-place votes

2015: Finished third in the BBWAA's National League Most Valuable Player Award voting and was 1 of 3 finalists in the Players Choice Awards category of Comeback Player of the Year...for the fourth time received the Ernie Lombardi Award as the Reds' Most Valuable Player...for the fifth time in 6 seasons received the Canadian Baseball Hall of Fame's Tip O'Neill Award...fell 1 home run and 7 walks shy of joining Barry Bonds (4x), Ted Williams (3x) and Babe Ruth (2x) as the only players in Major League history to hit at least .300 with 30 home runs and 150 walks... established modern franchise records for walks (143), number of games reaching base at least twice (107) and total number of times reaching

base via hit, walk or HBP (319)...he broke his own records, all set in 2013... from 8/11-10/2 reached base safely via hit, walk or HBP in 48 consecutive games (.357ba, .528obp), tying Pete Rose's single-season modern franchise record (6/12-8/2, 1978)... was the longest single-season streak in the Major Leagues since Kevin Millar reached safely in 52 straight in 2007 (6/20-8/25) and the longest in the NL since Barry Bonds' 58-game streak in 2003...from 7/10-7/28 reached base safely at least twice via hit, walk or hit by pitch in 15 consecutive apps, also a single-season franchise record (.500ba, 4 2b, 4hr, 9rbi, 17bb, 2hbp, .833slg, .642obp)...the club's previous single-season mark of 13 such games was shared by Joe Kelley (1903), Johnny Temple (1958), Pete Rose (1967) and Adam Dunn (2002)...after the All-Star break led the Major Leagues in hitting (.362), on-base percentage (.535) and walks (86) and ranked sixth in the majors in slugging percentage (.617)...the only other players since the advent of the All-Star Game to produce in either half of a season a .362 batting average, .535 on-base percentage and 1.152 OPS are Ted Williams (1941 post-ASG, .406ba, .583obp, 1.373ops) and Barry Bonds (2004 pre-ASG, .365ba, .628obp, 1.422ops)...for the season led the Major Leagues in walks...led the NL in walks for the fourth time in 5 seasons and came to within .002 of leading the league in on-base percentage for the fifth time in 6 years (.459, Bryce Harper .460)...overall ranked among the NL leaders in at least 16 statistical categories...led the club in apps, runs,

GAMES, REDS CAREER

1. Pete Rose	2,722
2. Dave Concepcion	2,488
3. Barry Larkin	2,180
4. Johnny Bench	2,158
5. Tony Perez	1,948
6. Brandon Phillips	1,614
7. Vada Pinson	1,565
8. Frank Robinson	1,502
9. Dan Driessen	1,480
10. JOEY VOTTO	1,430

HITS, REDS CAREER

1. Pete Rose	3,358
2. Barry Larkin	2,340
3. Dave Concepcion	2,326
4. Johnny Bench	2,048
5. Tony Perez	1,934
6. Vada Pinson	1,881
7. Edd Roush	1,784
8. Brandon Phillips	1,774
9. Frank Robinson	1,673
10. JOEY VOTTO	1,586

DOUBLES, REDS CAREER

1. Pete Rose	601
2. Barry Larkin	441
3. David Concepcion	389
4. Johnny Bench	381
5. JOEY VOTTO	344

HOME RUNS, REDS CAREER

1. Johnny Bench, R	389
2. Frank Robinson, R	324
3. Tony Perez, R	287
4. Adam Dunn, L	270
5. JOEY VOTTO, L	257

RBI, REDS CAREER

1. Johnny Bench	1,376
2. Tony Perez	1,192
3. Pete Rose	1,036
4. Frank Robinson	1,009
5. Barry Larkin	960
6. Dave Concepcion	950
7. Ted Kluszewski	886
8. George Foster	861
9. Brandon Phillips	851
10. JOEY VOTTO	830

25-HR SEASONS, REDS CAREER

1. Frank Robinson	9
2. Johnny Bench	8
3. Adam Dunn	7
4. JOEY VOTTO	6
Jay Bruce & Tony Perez	6

HOME RUNS AT GABP, ALL-TIME

1. JOEY VOTTO	* 140
2. Jay Bruce	135
3. Adam Dunn	126
4. Brandon Phillips	113
5. Ken Griffey Jr.	68

walks, intentional walks (15), 2-hit games (42), 3-hit games (13) and multi-hit games (55)...also led the club batting both second (70g) and third (86) in the order...became only the third player in Reds history to produce at least 30 doubles in 7 seasons (Pete Rose, Vada Pinson)...overall reached safely in 144 of his 158 apps and fell 2g shy of his franchise record for number of games in a season reaching base (146, 2013)...reached base safely in at least 140g in a season for the third time (2011, 2013)...Rose (6x) and Frank Robinson are the only other Reds batters to reach base in 140g in any season...in addition to his 48-game on-base streak, from 5/20-6/25 put together a 32-game on-base streak that when snapped ranked as the longest streak in the majors (.310ba, .424obp)...his 34 multi-walk games were a career high...14 times walked at least 3 times in a game, with a high of 4 walks on 7/31 vs Pit...his 38 walks in August were a club record for a calendar month (32, Joe Morgan, July 1979) and the most by any Major League batter since SF's Barry Bonds walked 40 times in September 2004...in the 11-2 win on 6/9 vs Phi produced his third career 3-homer game (4rbi, 4r), tying the club record he shares with 26 other players...is only the second Reds player (along with Johnny Bench) and 36th player in Major League history with at least three 3-homer games...also had a 2-homer game (4/10 vs StL)...on 5/24 at Cle hit his 250th career double (off Trevor Bauer)...on 7/4 vs Mil made his 900th career start next to 2B Brandon Phillips...on 7/25 at Col produced his 600th RBI (RBI-single off Chris Rusin)...on 9/21 at StL walked (off Jaime Garcia) for the 136th time, setting a new single-season club record...in the 11th inning on 10/2 at Pit was hit by an Antonio Bastardo pitch to reach base for the 317th time, setting a new single-season club record...was ejected 3 times (5/6 at Pit by HP Chris Conroy, 8/2 vs Pit following a bench-clearing incident, 9/9 vs Pit by HP Bill Welke)...were the fifth, sixth and seventh ejections of his career...served 1-game suspensions on 5/9/g1 at WSox (for 5/6 ejection) and 9/18 at Mil (for 9/9 ejection, reduced from 2g).

2014: Missed 99 games with a distal quad strain in his left knee...missed 23g from 5/16-6/9 and beginning 7/6 missed the last 76g of the season...in his absence the Reds went 43-56 (11-12, 32-44)...despite his 2 stints on the disabled list ranked second on the club in walks (47) behind Todd Frazier (52)...in the first inning of the second game of the year, following a rain delay of 2:40, doubled off StL's Michael Wacha for his first hit of the season and 1,000th hit of his career...on 5/9 and 5/10 vs Col homered on consecutive pitchers over 2g...in the 4-3 win on 5/9, batting fourth in the lineup for the first time since 8/10/09 at StL, produced his fourth career walkoff HR (solo off Boone Logan), then on the first pitch of his next plate appearance the next night homered off Jordan Lyles...on 6/15 at Mil recorded his 600th career walk in his 935th appearance...since 1900, the only other players with 600 walks and a career batting average as high as Votto's .312 mark through their first 935 apps are Ted Williams (.353, 856bb), Babe Ruth (.344, 724bb), Frank Thomas (.327, 774bb) and Mickey Mantle (.316, 659bb)...on 4/12 vs TB made his ninth career start batting second in the order and his first start in that spot since 8/8/08 vs Hou...had batted third in the Reds' starting lineup since 8/10/09 at StL, when he hit cleanup for the second of 2 straight games...from 8/11/09 - 4/11/14 made 635 consecutive starts batting third.

2013: Was named to his fourth straight All-Star team and finished sixth in the BBWAA's Most Valuable Player Award voting...was a finalist for the Louisville Slugger Silver Slugger Award...during spring training was voted by fans the Face of Major League Baseball...for the third straight season was rated by opposing managers the National League's batter with the best strike zone judgment...established single-season club records for walks with 135 (132, Joe Morgan, 1975) and for times on base safely via hit, walk or HBP with 316 (311, Pete Rose, 1969), both the highest totals in the Major Leagues...his 135 walks are the most in the Major Leagues since Barry Bonds established the all-time record with 232 walks in 2004...for the third straight season led

1,000 HITS & 200 HOMERS

Listed below are the **only 7 players** in Reds history since 1900 with **1,000 hits & 200 HR.**

Player	H	HR	Years
Johnny Bench*	2,048	389	1967-83
Tony Perez*	1,934	287	1964-86
Frank Robinson*	1,673	324	1956-65
Joey Votto	1,586	257	2007-17
Ted Kluszewski*	1,499	251	1947-57
George Foster*	1,276	244	1971-81
Jay Bruce	1,116	233	2008-16

* Members of the Reds Hall of Fame

.300 & 250, CAREER

Listed below are the only players in Reds history to produce in their careers at least a **.300 batting average and 250 home runs.**

	BA	HR	OBP	SLG
Frank Robinson	.303	324	.389	.554
Joey Votto	.313	257	.428	.541
Ted Kluszewski	.302	251	.357	.512

.320 & .430, SEASON

Joey Votto and **Joe Morgan** are the only Reds players to produce in a season a **.320 batting average and .430 OBP** in a season.

Player	Year	BA	OBP
Joey Votto	2017	.320	.454
Joey Votto	2016	.326	.434
Joe Morgan	*1976	.320	.444
Joe Morgan	*1975	.327	.466

* National League's Most Valuable Player

BEST SEASONS IN REDS HISTORY

Only 4 players in Reds history produced in a single season at least a **.320 average, 30 HR and 100 RBI:**

Player	Year	BA	HR	RBI
JOEY VOTTO	2017	.320	30	100
JOEY VOTTO	*2010	.324	37	113
George Foster	*1977	.320	52	149
Frank Robinson	1962	.342	39	136
Frank Robinson	*1961	.323	37	124
Ted Kluszewski	1954	.326	49	141
(Joey Votto)	2016	.326	29	97

* National League's Most Valuable Player

.300 SEASONS, REDS CAREER

Pete Rose	13	Barry Larkin	7
Edd Roush	9	Ted Kluszewski	7
Joey Votto	* 8		

* Includes .320 BA in 2017

the National League in walks and for the fourth straight year led the NL in on-base percentage...since 1900 is the first batter in Reds history and the ninth player to lead the National League in walks for 3 straight seasons (Barry Bonds last, 2000-2004)...is the first Red and sixth player in Major League history to lead his league in on-base percentage for 4 straight years...is only the third batter in Reds history to record more than 100 walks in a season more than once (2011, 2013; Joe Morgan 6 times, Adam Dunn 5 times)...with his fifth walk on 9/23 vs NYM tied both the club record for walks in a game (Hughie Critz, 5/28/26 at StL & Johnny Bench, 7/22/79 at Chi) and Morgan's club record for walks in a season...reached base safely in 146 of his 162 apps, including a season-high streak of 38g (6/13-7/26)...from 9/23-9/25 vs NYM went hitless in 3 straight games for the only time all season and for the first time since 9/17-9/19, 2011...on 9/24 and 9/25 vs NYM, for the only time all season did not reach base safely in 2 consecutive games...became the first Reds player to appear in 162g since Aaron Boone in 2002...made 161 starts, his only game out of the lineup on 6/14 vs Mil but pinch hit and walked...finished the season with 999 career hits...his season-high 12-game hitting streak from 5/11-5/24 included 9 multi-hit games (24-47, .511, 2 2b, 4hr, 10rbi, 16r)...was NL Player of the Week for 5/13-5/19, his

BBWAA'S 2013 NL MVP AWARD VOTING

1. *Andrew McCutchen, Pit
2. Paul Goldschmidt, Ari
3. Yadier Molina, StL
4. Matt Carpenter, StL
5. Freddie Freeman, Atl
6. **JOEY VOTTO, CIN**
7. Clayton Kershaw, LAD
8. Hanley Ramirez, LAD
9. Carlos Gomez, Mil
10. **Jay Bruce, Cin**
11. Craig Kimbrel, Atl
12. **Shin-Soo Choo, Cin**

24 players received at least 1 vote.
* Received 28 of 30 first-place votes

third weekly award, after leading the majors in hitting (.583) and on-base percentage (.655)...since 1933, the only 2 players in Major League history with at least 112 hits and 71 walks prior to the All-Star break are Votto (112h, 71bb in 2013) and Frank Thomas (1994, 116h, 84bb)...on 4/25 at Wsh homered off Gio Gonzalez for the Reds' only hit, the first Reds player to homer in an opposing team's 1-hitter since Jerry Hairston Jr. homered off SD's Mat Latos on 7/29/09...on 5/18 at Phi became only the fourth Reds player to reach base 6 times (4-4, 2bb) while hitting a homer (Frank Robinson, Pete Rose, Sean Casey)...produced his 500th RBI on 7/20 vs Pit and his 150th HR on 8/2 vs StL (3-run off Shelby Miller)...on 9/6 and 9/7 vs LAD followed his season-high 0-for-13 skid by reaching base safely in each of 9 straight plate apps, a new career high (4 hits, 5 walks)...in the National League's 3-0 All-Star Game loss at Citi Field went 0-for-2...in 2 starts at 1B and 1 start at DH for Team Canada in the World Baseball Classic went 2-for-9 (5bb, 5r).

300 TEAMMATES

Listed below are the only sets of Major League teammates who reached base safely at **least 300 times** in a season via **hit, walk or hit by a pitch**:

- 2013 Reds **Joey Votto, Shin-Soo Choo**
- 1999 Yankees Bernie Williams, Derek Jeter
- 1997 Astros Jeff Bagwell, Craig Biggio
- 1937 Tigers Charlie Gehringer, Hank Greenberg
- 1931 Yankees Lou Gehrig, Babe Ruth
- 1930 Yankees Lou Gehrig, Babe Ruth
- 1930 Cubs Kiki Cuyler, Woody English, Hack Wilson
- 1928 Yankees Lou Gehrig, Babe Ruth
- 1927 Yankees Lou Gehrig, Babe Ruth
- 1923 Indians C. Jamieson, J. Sewell, T. Speaker

TAG TEAM

In 2013, **Joey Votto** (146-162) and **Shin-Soo Choo** (138-154) combined to reach base in **284** of their **316 apps** and finished first and second, respectively, in the National League in **on-base percentage**...listed below are the last sets of teammates to finish first and second in their leagues in OBP:

- Last, 2005**: NYY's Giambi (.440), Rodriguez (.421)
- Last NL, 1985**: ... LA's Guerrero (.422), Scioscia (.407)
- Last Reds, 1975**: Morgan (A.466), Rose (.406)
- 2013 Ranks**: **Votto (.435, 1st), Choo (.423, 2nd)**

2012: Was named to his third All-Star team, finished 14th in the BBWAA's Most Valuable Player voting and was a finalist for the Rawlings Gold Glove Award...missed 48g with a knee injury but still led the National League in on-base percentage (.474), walks (94, tied w/ Dan Uggla) and intentional walks (18)...established a club record for on-base percentage (.441, Joe Morgan, 1976)...fell 27 plate apps shy of qualifying for the league leaders but led the NL in on-base percentage pursuant to Rule 10.22(a)...became only the second player to lead the Reds in on-base percentage for 3 consecutive seasons (Joe Morgan, 1974-1976) and only the eighth player to lead the NL in 3 straight years (Morgan, Barry Bonds, Mike Schmidt, Elbie Fletcher, Arky Vaughn, Rogers Hornsby, Honus Wagner)...for the second straight season was rated by opposing managers the National League's best defensive first baseman and the batter with the best strike zone judgment...was rated the NL's best hitter in 2012...from 7/17-9/3 was on the disabled list following a pair of arthroscopic surgeries on his left knee...suffered the injury on 6/29 at SF but appeared in 7 more Reds games and the All-Star Game before he went on the DL...on 7/17 had arthroscopic surgery to repair the torn medial meniscus...on 8/11 he had a floating piece of cartilage removed in a 6-minute procedure...after he returned to the lineup on 9/5 reached base safely in 24 of his 25 apps (24-76, .316, 7rbi) and in that span led the Major Leagues in on-base percentage (.505) and walks (28)...on 9/5 vs Phi, in his first plate appearance after surgery, singled off Roy Halladay...in 86 apps prior to the injury hit .342 (36 2b, 14hr, 49rbi) and was leading the NL in doubles (36), walks (66), intentional walks (13), on-base percentage (.465), extra-base hits (50) and BA vs RHP (.360)...in 78 of his first 86 apps reached base safely via hit or walk, including a season-high streak of 28 straight from 4/15-5/17...prior to his injury appeared in 86 of the Reds' 88g and missed only 3 starts (5/30 at Pit, 7/1 at SF,

BBWAA'S 2012 NL MVP AWARD VOTING

1. * Buster Posey, SF
10. Jay Bruce, Cin
12. Aroldis Chapman, Cin
13. Brandon Phillips, Cin
14. **JOEY VOTTO, CIN**
30. Johnny Cueto, Cin

35 players received at least 1 vote
* Received 27-32 first-place votes

7/2 at LA)...although he missed 48g still produced a career-high 44 doubles, which tied for second in the NL...before his injury was on pace for 66 doubles, 1 shy of the Major League record (67, Bos' Earl Webb, 1931)...did establish the club record for doubles prior to the All-Star break (35)...from 4/8-4/28 went 19 apps between his first and second home runs, the second-longest drought of his career (20g, 4/29-5/21, 2011)...in the 9-6 win on 5/13 vs Wsh tied career highs with 4h, 4r and 3hr while establishing new career bests with 6rbi and 14th...homered twice off Nationals starter Edwin Jackson and then hit a walkoff grand slam off Henry Rodriguez...in 28g from 5/19-6/18 went 44-for-98 with 12 doubles and 7 homers (.449ba, .786slg, .542obp, 22r)...became the first Reds player since Frank Robinson in 1961 to produce at least 44 hits and 19 extra-base hits over a span of as few as 100ab...during the NLDS vs SF produced a 3-hit game in Game 2 and 2-hit games in Games 4 and 5.

BBWAA'S 2011 NL MVP AWARD VOTING

1. * Ryan Braun, Mil
2. Matt Kemp, LAD
3. Prince Fielder, Mil
4. Justin Upton, Ari
5. Albert Pujols, StL
6. **JOEY VOTTO, CIN**

26 players received at least 1 vote
* Received 20-32 first-place votes

2011: Was a National League All-Star for the second straight season and became the first Reds first baseman to win a Rawlings Gold Glove Award...finished sixth in the league's MVP voting...for the second straight year and third time in the last 4 seasons was voted by the local chapter of the Baseball Writers' Association of America the Ernie Lombardi Award as the Reds' Most Valuable Player...for the second straight season received the Canadian Baseball Hall of Fame's Tip O'Neill Award for his individual and team accomplishments, sharing the award with Brewers pitcher John Axford...established a club single-season record for assists by a first baseman (173) and was rated by opposing managers the best defensive first baseman in the National League...was the club's nominee for the Hank Award Award, presented annually to each league's best hitter...led the National League

in doubles (40), walks (110), on-base percentage (.416), BA on the road (.334) and BA with RISP (.383)...ranked among the NL leaders in games (161, T2nd), total bases (318, 4th), overall hitting (.309, 5th), extra-base hits (72, 5th), runs (101, T5th), multi-hit games (55, T5th), hits (185, 6th), RBI (103, 6th), intentional walks (15, T6th), BA vs LHP (.333, 7th), slugging (.531, 9th) and BA in day games (.312, 9th)...fell 11 points and 1 homer short in his attempt to become only the second player in Reds history to hit at least .320 with 30hr and 100rbi in more than 1 season (Frank Robinson, 1961 & 1962)...also was trying to become the first Reds batter to hit .320 in 3 straight seasons since Cooperstown Hall of Famer Ernie Lombardi did it in 4 straight from 1935-38...established career highs in games, at bats, hits and doubles...became the first Reds batter with consecutive 100-RBI seasons since Adam Dunn in 2004 and 2005...was NL Player of the Week for 7/25-7/31...reached base safely via hit, walk or HBP in 145 of his 161 apps, including a season-high streak of 33g to begin the season (.345, 5hr, 18rbi, 29bb)...that streak was snapped on 5/8 at Cubs, just 1g shy of the club's modern record for reaching base safely to begin a season (34g, Dave Collins, 1981)...only 4 times all year went consecutive games without reaching base (6/17-6/18 vs Tor, 7/19-7/20 at Pit, 9/4 at StL & 9/5 at Chi, 9/18 vs Mil & 9/19 vs Hou)...had not failed to reach safely over any 3-game span since 8/30 vs LAD and 8/31 vs Pit (DH), 2009...played in all but 1g (5/9 at Hou) and missed just 3 starts, on 5/9 at Hou (Cin's 35th game), 7/25 vs NYM (102nd game, PH) and 8/23 at Fla (128th game, PH/1B)...from 8/13-8/26 produced a season-high 11-game hitting streak (16-32, .500, 6hr, 13rbi)...in the third inning on 6/25 at Bal hit his 100th career HR (3-run off Brian Matusz), then 2 innings later added another (2-run off Matusz) for his seventh career multi-homer game...his second 2-homer game, in the 14-inning, 5-4 win on 8/28 vs Wsh, included a walkoff solo HR off Collin Balester...produced the first of his 2 walkoff hits in the 10th inning of the 6-5 win on 5/13 vs StL, an RBI-single off Jason Motte...from 7/26-7/28 homered in 3 straight games for the second time in his career (9/3-9/5, 2008)...in the sixth inning on 9/17 vs Mil drew his 106th walk to establish a new single-season record for players from Canada (Jack Graney, 105bb, 1919)...sent his batting gloves to the Canadian Baseball Hall of Fame.

2011 RAWLINGS GOLD GLOVE AWARDS
National League

- 1B** **JOEY VOTTO, CIN**
2B Brandon Phillips, Cin
3B Placido Polanco, Phi
SS Troy Tulowitzki, Col
OF Gerardo Parra, Ari
OF Matt Kemp, LAD
OF Andre Ethier, LAD
C Yadier Molina, StL
P Clayton Kershaw, LAD

American League

- 1B** Adrian Gonzalez, Bos
2B Dustin Pedroia, Bos
3B Adrian Beltre, Tex
SS Erick Aybar, LAA
OF Alex Gordon, KC
OF Jacoby Ellsbury, Bos
OF Nick Markakis, Bal
C Matt Wieters, Bal
P Mark Buehrle, Chi

2010: Became the 10th Reds player and third Canadian to win the Most Valuable Player Award...was named to his first All-Star team after receiving 13.7 million votes in the 2010 All-Star Game Final Vote...also was a *Sporting News* All-Star in voting of his peers...prior to Game 4 of the World Series received the Hank Aaron Award as the National League's best hitter...in his native Canada, was honored by 7 organizations for his outstanding 2010 season...was ranked No. 1 in the *Toronto Sun's* 2010 list of most influential Canadians in baseball...for the second time in 3 seasons unanimously was voted the Ernie Lombardi Award as the Reds' Most Valuable Player...also was a finalist for the MLBPA Players' Choice Player of the Year Award and Major League Baseball Clutch Performer of the Year Award Presented by Pepsi...led the Reds to the National League Central Division championship while ranking among the NL's Top 3 in 11 statistical categories, in the Top 5 in

15 categories and among the Top 8 in 18 categories...led the Major Leagues in on-base percentage (.424) and hitting on the road (.349) and led the NL in slugging percentage (.600), hitting vs RHP (.347), RBI ratio (4.8ab) and OPS (1.024)... among NL batters in the prestigious Triple Crown categories ranked second in hitting and third in both homers and RBI... became only the third Reds player in the last 50 years to lead the National League in both on-base percentage (.424) and slugging percentage (.600), joining Frank Robinson in 1962 and Joe Morgan in 1976...led the Reds in hitting, runs, hits, total bases (328), doubles, homers, RBI, walks, slugging, on-base percentage, 2-hit games (36), 3-hit games (12, tied w/ Jay Bruce and Brandon Phillips) and multi-hit games (51)... is only the fourth player in Reds history to hit at least .320 with 37 HR and 113 RBI in a season, joining MVP George Foster in 1977, Frank Robinson in 1961 (MVP) & 1962 and Ted Kluszewski in 1954...is the first Reds first baseman to produce a 30-homer season since Lee May hit 39 in 1971, the first with 100rbi since Tony Perez had 109 in 1975 and the first to steal at least 16 bases since Dan Driessen had 19 in 1980...is the first Reds batter with at least 30hr and 100rbi in a season since Adam Dunn had 40hr and 106rbi in 2007...is the first Reds batter to lead the team in hitting, HR and RBI since Eric Davis in 1989...in his last 60 apps of the season hit .352 (76-216, 14hr, 49rbi) as the Reds battled for the division title...in April hit .275 (23g, 4hr, 12rbi)...in 127g the rest of the season hit .332 (33hr, 101rbi)...on 5/20 at Atl highlighted the Reds' 8-run second inning with his first career grand slam (off Tommy Hanson)...from 5/15-7/3 reached base safely in a career-high 41 straight games, the longest such streak by a Reds batter since Pete Rose reached base safely in 48 straight games from 6/12-8/2, 1978 and the third-longest in the Major Leagues in 2010 (NYY's Mark Teixeira 42g, Fla's Logan Morrison 42g)...during the 41-game streak hit .325 with .427 on-base and .592 slugging percentages (51-157, 11hr, 33rbi, 24bb, 4hbp)...that streak was snapped on 7/4 at Chi, when he was ejected in the top of the first inning by HP umpire Angel Camps for arguing balls and strikes...the next day started another on-base streak that reached 10 consecutive games before it was snapped on 7/19 vs Wsh...on 8/15 vs Fla was ejected again, also in the first inning, by HP umpire D.J. Reyburn for arguing balls and strikes...on 8/8 at Chi scored a career-high 4 runs, tying with Jonny Gomes for the most by a Reds batter in a game in 2010...produced his 100th RBI of the season on a first-inning groundout on 9/9 at Col...in the 10-inning, 5-4 win vs Pit on 9/11 snapped an 0-for-10 skid with his first career walkoff HR (solo off Justin Thomas)...graced the cover of the 8/30 issue of *Sports Illustrated*, the first Reds player to do so since Ken Griffey Jr. on 6/14/04...12 Reds players now have appeared solo 23 times on the *Sports Illustrated* cover, including Pete Rose (8 times), Johnny Bench (3), Griffey Jr. (2), Tom Seaver (2), Joe Morgan (1), George Foster (1), Eric Davis (1), Chris Sabo (1), Deion Sanders (1), Joey Jay (1) and Roy McMillan (1)...former owner Marge Schott also appeared on 1 cover...was the club's nominee and a finalist for the Hutch Award, presented each year to the Major League player who best exemplifies the honor, courage and dedication of former Reds manager Fred Hutchinson.

2010 NATIONAL LEAGUE MVP AWARD VOTING

Player	Club	1st	2nd	3rd	Pts
JOEY VOTTO	REDS	31	1		443
Albert Pujols	Cardinals	1	21	8	279
Carlos Gonzalez	Rockies		7	13	240
Adrian Gonzalez	Padres		1	3	197
Troy Tulowitzki	Rockies			2	132

JOEY VOTTO was the 10th Reds player named MVP since the award's inception in 1931, tying the A's for third-most by any team and trailing only the Cardinals (13) and Yankees (12). In 2010, 27 players received votes. Cin's **Scott Rolen** finished 14th with 26 points.

VOTTO'S 2010 AWARDS

- National League's Most Valuable Player
- National League's Hank Aaron Award
- Ernie Lombardi Award, Reds MVP
- National League All-Star
- Sporting News All-Star
- Canadian Baseball Hall of Fame's Tip O'Neill Award
- George Gross/Toronto Sun Sportsperson of Year
- Lou Marsh Canadian Athlete of Year
- Ontario Sports Legends Hall of Fame Athlete of Year
- Postmedia News Canadian Male Athlete of Year
- QMI Agency Canadian Male Athlete of Year
- Baseball Canada Wall of Excellence

**SPORTING NEWS'
2010 NATIONAL LEAGUE ALL-STAR TEAM**

Position	Player, Club
C.....	Brian McCann, Atl
1B.....	JOEY VOTTO, CIN
2B.....	Martin Prado, Atl
3B.....	Ryan Zimmerman, Wsh
SS.....	Hanley Ramirez, Fla
OF.....	Carlos Gonzalez, Col
OF.....	Matt Holliday, StL
OF.....	Ryan Braun, Mil
SP.....	Roy Halladay, Phi
RP.....	Heath Bell, SD

In voting of players, coaches and managers

2009: Led the club in hitting (.322), runs (82), total bases (266), doubles (38), HR (25), walks (70), multi-hit games (44) and 4-hit games (4)...ranked among the National League leaders in hitting (5th), on-base percentage (.414, 4th), slugging percentage (.567, 5th), hitting on the road (.335, 4th), hitting with RISP (.336, 8th), hitting at night (.323, 6th), hitting vs RHP (.319, 9th) and hitting vs LHP (.329, 8th)...beginning 9/10 led all Major League hitters in batting average (.440), raising BA from a season-low .296...hit 16 doubles in September, a club record for a calendar month...was NL Player of the Week for 9/21-9/27 after leading the majors in almost every statistical category...as part of that Player of the Week performance, from 9/22-9/26 became the first Major League player with 10 doubles over a 5-game span since Pit's Paul Waner did it in 1932...reached base via hit, walk or HBP in 113 of his 131 apps...became the first Reds player with at least 20 homers as a rookie and again in the following season since Hall of Famer Frank Robinson did it in 1956 and 1957...from 5/30-6/22 missed 21g while on the disabled list with depression and anxiety related to the death of his father in August 2008...hit .357 in 38 apps before he went on the DL and .309 in 93 apps after he came off the DL...in the Reds' 17g from 5/7-5/25 missed 12 starts with a respiratory infection and dizziness...

left the game on 5/29 at Mil with stress-related issues and the next day went on the 15-day disabled list... didn't play for the Reds again until 6/23 in his hometown of Toronto...in the 7-5 win on 6/25 at Tor made the first of his 4 starts batting cleanup (4-5, double, HR, 3rbi)...played in every inning of every game until he left in the sixth inning of the 15-3 loss vs Mil on 5/6...didn't start any of the next 4g because of the respiratory infection and dizziness, but entered the game on 5/10 vs StL as a defensive replacement and in his first plate appearance homered off Kyle McClellan...was ejected twice, on 7/12 at NYM by HP umpire Bill Welke and on 7/27 vs SD by 3B umpire Jerry Crawford, both times for arguing balls and strikes...played for Canada in the World Baseball Classic and hit .556 (second among all WBC players) with a 1.111 slugging percentage (third).

2008: In his first full Major League season finished second in the National League Rookie of the Year Award voting, was a finalist for a Players Choice Award in the category of Outstanding NL Rookie, was a TOPPS Major League Rookie All-Star and in a unanimous vote of the local chapter of the Baseball Writers' Association of America received the Ernie Lombardi Award as the Reds' Most Valuable Player...led NL rookies in hitting (.297), hits (156), HR (24), total bases (266), multi-hit games (42), on-base percentage (.368) and slugging percentage (.506) and ranked second in RBI (84), runs scored (69), doubles (32) and extra-base hits (59)...among all NL batters ranked fourth with a .317ba in day games...ranked eighth among all NL first basemen in fielding percentage (.991, 11e, 1197tc) and established a club record for first basemen with 136 assists (135, Frank McCormick, 1944)...led the Reds in games (151), hitting, hits, total bases, doubles and RBI...became the first player in franchise history to produce at least 20 homers and 30 doubles in his rookie season...also led the club with 18g of at least 3 hits, the most by any rookie in the Major Leagues...hit 23 of his 24 homers as a first baseman, a new franchise record for home runs by a rookie at that position (Ted Kluszewski, 12hr, 1948) and the second-most by any rookie in Reds history (Frank Robinson, 38hr, 1956)...his 84rbi were the third-most in Reds history by a rookie (Frank McCormick, 106rbi, 1938 & Jim Greengrass, 100rbi, 1953)...after the All-Star break hit .321 (11hr, 44rbi)...in August led the club in hitting (.382) and RBI (18)...in September led the club in hitting (.309), HR (9) and RBI (20) and earned the National League's Rookie of the Month Award presented by Gillette...beginning 7/30, in his last 48g of the season hit .351 (11hr, 40rbi)...in his last 11g of the season hit .452 with 8 multi-hit games (5hr, 12rbi), raising BA from .283 to season-ending .297...finished the season with a 7-game hitting streak that tied his career high, including 5 multi-hit games (13-26, .500, 3hr, 7rbi)...led the club with 55 starts batting seventh in the order but also hit first (1g, 6/18 vs LAD), second (8gs), third (20gs), fourth (18gs), fifth (17gs), sixth (18gs) and eighth (1gs, 7/23 vs SD)...from 8/9-8/15 was on the bereavement list...in his 39 apps after he was reinstated from the bereavement list hit .343 (10hr, 31rbi)...twice produced 3 straight 3-hit games (5/25-5/28, 8/21-8/23)...produced a 3-homer game (5/7 vs Chi),

2008 ROOKIE OF THE YEAR AWARD VOTING					
Player	Club	1st	2nd	3rd	Pts
Geovany Soto	Cubs	31	1	-	158
JOEY VOTTO	REDS	1	21	8	76
Jair Jurrjens	Braves	-	6	16	34
Edinson Volquez	Reds	-	3	-	9
Jay Bruce	Reds	-	-	7	7
Kosuke Fukudome	Cubs	-	1	1	4

Edinson Volquez was not a rookie in 2008. **Joey Votto** and **Jay Bruce** became only the second pair of Reds rookies ever to finish in the Top 5 in the BBWAA's Jackie Robinson Award voting. In 1970, **Bernie Carbo** finished in second place, behind Mt's **Carl Morton**, and **Wayne Simpson** tied for fourth.

2008 TOPPS MAJOR LEAGUE ROOKIE ALL-STAR TEAM

1B **JOEY VOTTO, CIN**
2B Alexei Ramirez, WSox
3B Evan Longoria, TB
SS Mike Aviles, KC
OF **Jay Bruce, CIN**
OF Denard Span, Min
OF David Murphy, Tex
C Geovany Soto, Cubs
P Brad Ziegler, Oak
P John Lannan, Wsh

a 2-homer game (9/19 vs Mil) and his first career pinch-hit HR (5/18 vs Cle, off Cliff Lee)...from 9/3-9/5 homered in 3 straight games...in the 9-2 win on 4/17 at Chi tied his career high with 5rbi on a 3-run double and 2-run HR off LHP Ted Lilly...from 6/24-6/26 returned to his native Toronto for a 3-game series with the Blue Jays and went 1-for-11...in the 7-2 win vs NYM on 7/19 produced his first career triple, a 2-run shot off Aaron Heilmann that gave Cin its 5-run lead...on 5/3 at Atl made his first career start batting cleanup.

THE RIGHT STUFF

From 2007-2016, **1B Joey Votto** and **2B Brandon Phillips** made **1,103 starts together**, the most on the right side of the infield for any tandem in Reds history...listed below are the all-time Major League leaders, since 1900, for starts together at 1B and 2B:

1B & 2B, Team	Games Started
Jeff Bagwell & Craig Biggio, Astros	1,506
Lou Gehrig & Tony Lazzeri, Yankees	1,425
Ryan Howard & Chase Utley, Phillies	1,134
Joey Votto & Brandon Phillips, Reds	*1,103
Mark Grace & Ryne Sandberg, Cubs	1,065
Joe Judge & Bucky Harris, Senators	1,060
Fred Merkle & Larry Doyle, Giants	1,042
Steve Garvey & Davey Lopes, Dodgers	1,038
Frank McCormick & Lonney Frey, Reds	*774

* Made 1,000th start on 5/7/16 vs Mil, * Previous Reds record

2007: Entered the season rated the third-best prospect in the organization by *Baseball America* and finished it in the Major Leagues by hitting .321 (4hr, 17rbi) in 24 apps for the Reds...spent the minor league season at Louisville, where in his first season at Class AAA he was that club's Most Valuable Player, the International League's Rookie of the Year and a TOPPS All-Star...ranked among the International League leaders in HR (22, 4th), RBI (92, 2nd), hits (146, T5th), OBP (.382, 7th) and batting average (.294, T13th)...

led all Reds minor leaguers in RBI and ranked third in HR and seventh in hitting...was voted to the IL's post-season All-Star team...played in the Triple-A All-Star Game and for the World Team in the SiriusXM All-Star Futures Game...homered in the Futures Game...joined the Reds after Louisville's season ended...made 21 starts for Cin (15 at 1B, 6 in LF)...hit safely in 18 of his 21 starts...made his first 12 starts at 1B...following season-ending injuries to Adam Dunn, Ken Griffey Jr. and Josh Hamilton made 6 of his last 9 starts in LF...in September tied for the club lead in doubles (7) and ranked second in HR (4) and RBI (17)...on 9/4 vs NYM made his Major League debut as a pinch hitter and struck out vs Guillermo Mota...on 9/5 vs Mets made his first career start, played 1B and produced his first career hit and RBI (solo HR off John Maine)...was 1 of 3 Reds rookies to produce a homer for his first career hit (Josh Hamilton, Ryan Jorgensen)...on 9/14 at Mil recorded his first career stolen base...in the season finale on 9/30 vs the Cubs produced a double, home run and 5rbi...was 1 of 10 Reds players to make his Major League debut during the 2007 campaign (OF Josh Hamilton, RHP Jared Burton, LHP Jon Coutlangus, RHP Brad Salmon, RHP Homer Bailey, LHP Phil Dumatrait, RHP Tom Shearn, RHP Marcus McBeth, C Ryan Hanigan)...in May was Louisville's Hitter of the Month and the organization's Hitter of the Month (.402, 6hr, 21rbi)...was International League Batter of the Week for 8/13-8/19 (.360, 5hr, 12rbi)...on 8/17 at Charlotte and 8/18 at Durham became just the second player in Louisville history to produce consecutive 2-homer games...from 5/4-6/20 reached base safely in 42 consecutive games, second-longest streak in the IL...in a survey of league managers was voted best batting prospect and the batter with the best strike zone judgment.

MINOR LEAGUES

2006: At Class AA Chattanooga was the Southern League's Most Valuable Player and batting champion, TOPPS' Southern League Player of the Year and the Reds organization's minor league Hitter of the Year...was a *Baseball America* Minor League and Class AA All-Star and a TOPPS Class AA All-Star...was the North Division's starting first baseman in the Southern League All-Star Game and played in Major League Baseball's All-Star Futures Game in Pittsburgh...led the SL in hitting (.319), hits (162), doubles (46), on-base percentage (.408), slugging percentage (.547), extra-base hits (70), total bases (278), runs scored (85) and walks (78)...ranked second in the SL in homers (22)...fell 1 double shy of the Southern League record...ranked among all Class AA leaders in doubles (T1st), extra-base hits (2nd), hits (3rd), total bases (3rd), walks (78, 3rd), hitting (6th), runs (7th) and homers (T9th)...ranked among all minor league batters in doubles (T1st), extra-base hits (T3rd), total bases (9th) and hits (T10th)...in June was the organization's Minor League Player of the Month and TOPPS' Southern League Player of the Month (.355, 8hr, 24rbi, 5sb)...was Southern League Player of the Week for 6/12-6/18...following the season played for Leones del Escogido in the Dominican Winter League (11g, .294, 1hr, 7rbi, 4sb)...**2005:** Spent the season with the Florida State League Reds in Sarasota, where in 124g he hit .256 and led the club in hits (119), doubles (23), HR (17) and RBI (83)...was selected to play for Team Canada in the IBAF XXXVI World Cup in Amsterdam, Netherlands...following the season played for Mesa in the prestigious Arizona Fall League (10g, .250, 3rbi)...on 11/18 was added to the Reds' 40-man roster...**2004:** In 135g at Class A Dayton and Class A Potomac combined to hit .301 with 19hr, 92rbi and 10 stolen bases...led all Reds minor leaguers in batting average and RBI and ranked T2nd in home runs...began the season at Dayton, where twice he was named Midwest League Player of the Week (4/26-5/2, 6/14-6/20)...in an 8-3 win at Clinton on 4/18 produced 2 homers, including a grand slam, and a season-high 7rbi...on 8/10 was transferred to

RISPY BUSINESS

Listed below are the Reds' single-season leaders in **batting average with runners in scoring position** since 1974:

Player	BA vs RISP	Year
Ken Griffey Sr.	.409	1976
Pete Rose	.409	1975
JOEY VOTTO	.383	2011
Joe Morgan	.380	1976
JOEY VOTTO	.371	2017
JOEY VOTTO	.370	2012
JOEY VOTTO	.369	2010

LHB VS LHP

Listed below are the Reds' single-season leaders in batting average **by LH batters vs LH pitchers** since 1974:

Player	BA vs LHP	Year
Ken Griffey Sr.	.393	1976
Sean Casey	.335	2005
JOEY VOTTO	.333	2011
JOEY VOTTO	.331	2015
JOEY VOTTO	.329	2009
Ken Griffey Sr.	.327	1981
Sean Casey	.320	2003

REDS' ALL-TIME HOME RUNS, FIRST BASE

254	JOEY VOTTO	2007-2017
249	Ted Kluszewski	1947-1957
141	Tony Perez	1964-76, 1984-86
139	Lee May	1965-1971

Includes home runs hit only as a first baseman
Courtesy Elias Sports Bureau

STROLLIN'

Joey Votto is the only modern Reds batter and 1 of 9 players ever to **lead the National League in walks** for at least **3 straight seasons** (since 1900):

Player	Times	Years
Barry Bonds	5	2000-2004
Roy Thomas	5	1900-1904
Barry Bonds	4	1994-1997
JOEY VOTTO	3	2011-2013
Mike Schmidt	3	1981-1983
Ron Santo	3	1966-1968
Eddie Mathews	3	1961-1963
Arky Vaughan	3	1934-1936
Mel Ott	3	1931-1933
George Burns	3	1919-1921

ON BASE

Joey Votto is the only modern Reds batter and 1 of 6 players in **Major League** history to **lead his league in on-base percentage** for **4 straight years** (since 1900):

Player, League	Times	Years
Rogers Hornsby, NL	6	1920-1925
Wade Boggs, AL	5	1985-1989
JOEY VOTTO, NL	4	2010-2013
Ted Williams, AL	4	1946-1949
Lou Gehrig, AL	4	1934-1937
Barry Bonds, NL	4	2001-2004

Potomac, where he played his last 24g of the season...hit a grand slam in the 5-4 win on 9/6 vs Winston-Salem...following the season was named Best Player of the Florida Instructional League...**2003:** In 130g at Class A Dayton and Rookie Billings combined to hit .278 with 7hr and 58rbi...began the season at Dayton...on 6/11 was transferred to Billings, where he received honorable mention for the Pioneer League's post-season All-Star team...led the Pioneer League with a .452 on-base percentage...reached base in 63 of his 70 apps with the Mustangs...**2002:** In his first professional season hit .269 with 9hr and 33rbi in 50 apps for the Rookie Gulf Coast League Reds...tied for the GCL lead with 25 extra-base hits...also ranked among the league leaders in home runs (2nd), slugging (.531, 4th) and total bases (93, 5th).

PERSONAL: In 2002 graduated from Richview Collegiate Institute in Toronto, Ontario, Canada...attended the same high school as Stephen Harper, who served as the Prime Minister of Canada from 2006-2015...grew up in the greater Toronto area of

Etobicoke and in November 2014 was inducted into the Etobicoke Sports Hall of Fame...is enshrined on Baseball Canada's Wall of Excellence.

SINGLE-SEASON CAREER HIGH STREAKS

Hitting Streak: 17g (2x), 7/15-8/3, 2016 & 7/26-8/12, 2017; **Hitless Streak:** 19ab, 4/16-4/21, 2016

MAY 13, 2012

In the 9-6 Reds win on 5/13/12 vs Wsh **Joey Votto** became the first player in **Major League history** to produce in the same game **3 home runs** and a **walkoff grand slam**...in tying the club record for homers in a game, **Votto** became the fifth player in Reds history to produce more than one 3-homer game: **Johnny Bench** (3 times), **Gus Bell** (twice), **Eric Davis** (twice) and **Aaron Boone** (twice)...in that game **Votto** tied career highs with **4 hits, 4 runs** and **3 HR** while establishing new career bests with **6 RBI** and **14 total bases**...he homered twice off Nationals starter **Edwin Jackson** before hitting the grand slam off **Henry Rodriguez**...his **14 total bases** were the most by a Reds batter since **Jeffrey Hammonds** had **14tb** on 5/19/99 at Col, fell 1 shy of the franchise's single-game record held by **Walker Cooper** (15tb, 7/6/49 vs **Cubs**) and tied the record for total bases in a game by a native of **Canada** (**Larry Walker**, 6/25/04 for Col at Cle)...the bat **Votto** used was sent to the **Hall of Fame** in **Cooperstown**.

OH, CANADA

Below is a list of players **born in Canada** with at least **1,000 Major League apps:**

Larry Walker	1,988
Matt Stairs	1,895
Justin Morneau	1,545
Terry Puhl	1,531
Russell Martin.....	1,520
JOEY VOTTO.....	1,430
Jack Graney	1,399
Jeff Heath	1,383
George Wood	1,280
Jason Bay.....	1,278
George Gibson	1,213
Frank O'Rourke	1,131
Pop Smith.....	1,093
Tip O'Neill.....	1,054
Bill P. Phillips.....	1,038
Arthur Irwin	1,010

Courtesy Elias Sports Bureau

NORTHERN LIGHTS

Joey Votto is 1 of 9 **Canadian-born** players to hit **100 HR** in the Major Leagues:

Larry Walker	383	Jeff Heath	194
Matt Stairs	265	Russell Martin.....	175
JOEY VOTTO.....	257	Corey Koskie	124
Justin Morneau	247	George Selkirk.....	108
Jason Bay	222		

Courtesy Elias Sports Bureau

WALKING NORTH OF THE BORDER

Listed below are the only **Canadian players** ever with 100 walks during a single season:

Player	Walks.....	Year
JOEY VOTTO.....	143.....	2015
JOEY VOTTO.....	135.....	2013
JOEY VOTTO.....	134.....	2017
JOEY VOTTO.....	110.....	2011
JOEY VOTTO.....	108.....	2016
Jack Graney	105.....	1919
George Selkirk.....	103.....	1939
Jason Bay.....	102.....	2006
Jack Graney	102.....	1916

Courtesy Canadian Baseball Hall of Fame

ALL-TIME WALKS, PLAYERS BORN IN CANADA

- 1. VOTTO, Toronto, Ontario** **996**
- L. Walker, Maple Ridge, B.C. 913
- Matt Stairs, St. John, N.B. 717

DOUBLE DIPPING

In the day/night DH on **7/22/15** vs the Cubs **Joey Votto** reached base safely **9 times** (4 1b, 1hr, 4bb)...he became the first Reds player to reach base safely via hit, walk or HBP at least 9 times in 2g played on the same day since **Pete Rose** did it in a traditional DH vs Hou on **7/2/76** (7h, 2bb)... **Votto** became the fifth Major League player in the **last 20 seasons** to reach base 9 times in 1 day during a doubleheader:

Joey Votto 7/22/15 vs Cubs..... 5h, 4bb
 Robinson Cano..... 10/2/10 at Bos.....6h, 2bb, 1hbp
 Bobby Abreu..... 8/18/06 at Bos.....6h, 3bb
 Hideki Matsui..... 6/28/03 at NYM.....6h, 3bb, 1hbp
 Eric Young..... 7/23/96 vs NYM.....7h, 1bb, 2hbp
 Courtesy Elias Sports Bureau

HOMER HAPPY

Joey Votto and Hall of Famer **Johnny Bench** are the only players in Reds history with three 3-homer games.

Bench7/26/70 vs StL Votto.....5/7/08 vs Cubs
 Bench 5/9/73 at Phi Votto.....5/13/12 vs Wsh
 Bench5/29/80 at SD Votto.....6/9/15 vs Phi

31- 33 - 103

Listed below are the only players in Reds history, since 1900, to produce in a season at least **31 doubles, 33 HR** and **103 RBI**.

Player	Year	2B	HR	RBI
Adam Duvall	2016	31	33	103
JOEY VOTTO	2010	36	37	113
Dave Parker	1985	42	34	125
George Foster	1977	31	52	149
Johnny Bench	1974	38	33	129
	1970	35	45	148
Lee May	1969	32	38	110
Tony Perez	1969	31	37	122
Frank Robinson	1965	33	33	113
	1962	51	39	136
	1961	32	37	124
	1959	31	36	125
Wally Post	1955	33	40	109

MULTI-HOMER GAMES (13)

Date	Pitcher(s)
6/29/17 vs Mil	Jimmy Nelson
6/27/16 vs Chi.....	Jake Arrieta, Jake Peavy
6/9/15 vs SD (*3).....	Harang 2, McGowan
4/10/15 vs StL.....	John Lackey
5/13/12 vs Wsh (*3).....	Jackson 2, Rodriguez
8/28/11 vs Wsh.....	Zimmermann, Balester
6/25/11 at Bal	Brian Matusz
8/25/10 at SF	Bumgarner, Ramirez
7/5/10 at NYM.....	Pelfrey, Nieve
6/13/10 vs KC.....	Zack Greinke
5/23/09 vs Cle.....	David Huff
9/19/08 vs Mil	Suppan, Parra
5/7/08 vs Chi (*3) ..	Lieber, Marshall, Gallagher

* Tied club record, since broken by Scooter Gennett
 In 2008 became the first Reds rookie with a 3-HR game

PINCH-HIT HOME RUNS (1)

Date	Pitcher
5/18/08 vs Cle.....	Cliff Lee

GRAND SLAM HOME RUNS (2)

Date	Pitcher
5/13/12 vs Wsh*	Henry Rodriguez
5/20/10 at Atl	Tommy Hanson

* Walkoff HR

WALKOFF HOME RUNS (5)

Date (Inning)	Pitcher
6/7/16 vs StL (9th)	Kevin Siegrist
5/9/14 vs Col (9th)	Boone Logan
5/13/12 vs Wsh (9th)*	Henry Rodriguez
8/28/11 vs Wsh (14th)	Collin Balester
9/11/10 vs Pit (10th)	Justin Thomas

* Grand Slam

CONSECUTIVE GAMES (MINIMUM 3)

Date	Dates
3 straight games	8/5-8/7, 2017
3 straight games	6/7-6/9, 2017
3 straight games	8/21-8/24, 2011
3 straight games	7/26-7/28, 2011
3 straight games	9/3-9/5, 2008

VOTTO'S CAREER TRANSACTIONS

- Was selected by the Reds in the second round of the June 2002 first-year player draft. Was signed by John Castleberry.
- On disabled list with depression and anxiety, May 30-June 22, 2009; included rehabilitation assignments at Sarasota, June 18-19 and Dayton, June 20-22.
- Was signed to a 3-year contract extension through 2013, avoiding arbitration, January 17, 2011.
- Was signed to a 10-year contract extension through 2023, with a club option for 2024, April 4, 2012.
- On disabled list with a torn meniscus in his left knee, July 17-September 3, 2012; included rehabilitation assignments at Dayton, August 28-31 and at Louisville, September 1-3.
- On disabled list with a distal quad strain in his left knee, May 21-June 9 and July 8-remainder of the season, 2014; included a rehab assignment at Louisville, June 8-9; was transferred to the 60-day DL, August 16; was reinstated from the 60-day DL, October 30.

CAREER FIELDING

Pos.	Pct.	G	PO	A	E	TC	DP
1B	.993	1,402	10,791	1,293	80	12,164	1,048
LF	.933	*6	14	0	1	15	0

* All in 2007, that season made his last 2gs and 6 of his last 9gs in LF

Career Hitting

Yr	Club	AVG	G	AB	R	H	2B	3B	HR	RBI	SH	SF	HB	BB	SO	SB	CS	OBP	SLG	E
02	GCL Reds - R	.269	50	175	29	47	13	3	9	33	0	5	1	21	45	7	2	.342	.531	13
03	Dayton - A	.231	60	195	19	45	8	0	1	20	0	2	2	34	64	2	5	.348	.287	9
	Billings - R	.317	70	240	47	76	17	3	6	38	0	1	4	*56	80	4	0	.452	.488	12
04	Dayton - A	.302	111	391	60	118	26	2	14	72	0	2	1	79	110	9	2	.419	.486	10
	Potomac - A	.298	24	84	11	25	7	0	5	20	0	0	1	11	21	1	1	.385	.560	0
05	Sarasota - A	.256	124	464	64	119	23	2	17	83	1	9	3	52	122	4	5	.330	.425	8
06	Chattanooga - AA	*.319	136	508	*85	*162	*46	2	22	77	0	3	1	*78	109	24	7	.408	.547	14
07	Louisville - AAA	.294	133	496	74	146	21	2	22	92	0	9	5	70	110	17	10	.381	.478	13
	Cincinnati	.321	24	84	11	27	7	0	4	17	0	0	0	5	15	1	0	.360	.548	1
08	Cincinnati	^ .297	151	526	69	^156	32	3	^24	84	0	0	2	59	102	7	5	.368	.506	11
09	Cincinnati	.322	131	469	82	151	38	1	25	84	0	1	4	70	106	4	1	.414	.567	10
	#Sarasota - A	.000	1	2	0	0	0	0	0	0	0	0	0	1	1	0	0	.333	.000	0
	#Dayton - A	.429	2	7	3	3	0	0	1	3	0	0	0	2	3	1	0	.556	.857	0
10	Cincinnati	.324	150	547	106	177	36	2	37	113	0	3	7	91	125	16	5	*.424	*.600	5
11	Cincinnati	.309	161	599	101	185	*40	3	29	103	0	6	4	*110	129	8	6	*.416	.531	6
12	Cincinnati	.337	111	374	59	126	44	0	14	56	0	2	5	*94	85	5	3	*.474	.567	6
	#Dayton - A	.200	3	5	1	1	0	0	0	1	0	1	0	3	1	0	0	.444	.200	0
	#Louisville - AAA	.167	2	6	1	1	0	0	1	1	0	0	0	0	4	0	0	.167	.667	1
13	Cincinnati	.305	*162	581	101	177	30	3	24	73	0	6	4	*135	138	6	3	*.435	.491	14
14	Cincinnati	.255	62	220	32	56	16	0	6	23	0	2	3	47	49	1	1	.390	.409	7
	#Louisville - AAA	.333	2	6	1	2	0	0	0	0	0	0	0	0	2	0	0	.333	.333	0
15	Cincinnati	.314	158	545	95	171	33	2	29	80	0	2	5	*143	135	11	3	.459	.541	9
16	Cincinnati	.326	158	556	101	181	34	2	29	97	0	8	5	108	120	8	1	*.434	.550	8
17	Cincinnati	.320	*162	559	106	179	34	1	36	100	0	6	8	*134	83	5	1	*.454	.578	4
	Major Totals	.313	1430	5060	863	1586	344	17	257	830	0	38	47	996	1087	72	29	.428	.541	81
	Minor Totals	.289	718	2579	395	745	161	14	98	440	1	32	18	407	672	69	32	.385	.476	80

Injury rehab, * Led league, ^ Led National League rookies, In 2011 also led the NL in road BA (.334) and BA with RISP (.383)
Established franchise records with a .474 on-base percentage in 2012, 135 walks in 2013 and 143 walks in 2015

All-Star Record

Yr	Club, Site	AVG	G	AB	R	H	2B	3B	HR	RBI	SH	SF	HB	BB	SO	SB	CS	OBP	SLG	E
10	NL, Anaheim	.000	1	2	0	0	0	0	0	0	0	0	0	0	0	0	0	.000	.000	0
11	NL, Arizona	.000	1	2	0	0	0	0	0	0	0	0	0	0	1	0	0	.000	.000	0
12	NL, Kansas City	.000	1	3	0	0	0	0	0	0	0	0	0	0	1	0	0	.000	.000	0
13	NL, New York (NL)	.000	1	2	0	0	0	0	0	0	0	0	0	0	1	0	0	.000	.000	0
17	NL, Miami	.000	1	1	0	0	0	0	0	0	0	0	0	1	1	0	0	.500	.000	0
	All-Star Totals	.000	5	10	0	0	0	0	0	0	0	0	0	1	4	0	0	.091	.000	0

Wild Card Record

Yr	Club, Opponent	AVG	G	AB	R	H	2B	3B	HR	RBI	SH	SF	HB	BB	SO	SB	CS	OBP	SLG	E
13	Cin at Pit	.000	1	4	0	0	0	0	0	0	0	0	0	0	2	0	0	.000	.000	0

Division Series Record

Yr	Club, Opponent	AVG	G	AB	R	H	2B	3B	HR	RBI	SH	SF	HB	BB	SO	SB	CS	OBP	SLG	E
10	Cin vs Phi	.100	3	10	0	1	0	0	0	1	0	1	0	0	2	0	0	.091	.100	0
12	Cin vs SF	.389	5	18	3	7	0	0	0	1	0	0	0	4	5	0	0	.500	.389	0
	Division Series Totals	.286	8	28	3	8	0	0	0	1	0	1	0	4	7	0	0	.364	.286	0

World Baseball Classic Record

Yr	Country	AVG	G	AB	R	H	2B	3B	HR	RBI	SH	SF	HB	BB	SO	SB	CS	OBP	SLG	E
09	Canada	.556	2	9	2	5	2	0	1	2	0	0	0	1	1	0	0	.600	1.111	0
13	Canada	.222	3	9	5	2	0	0	0	0	0	0	0	5	4	0	0	.500	.222	1
	WBC Totals	.389	5	18	7	7	2	0	1	2	0	0	0	6	5	0	0	.542	.667	1

Among all 2009 WBC players ranked second in BA (.556) and third in slugging (1.111)



ZACK WEISS

@zackweiss32

RHP

49

Age: 25 **Ht.:** 6-3 **Wt.:** 210 **Bats:** R **Throws:** R **ML Service:** 0.000

Born: 6/16/92 **Birthplace:** Irvine, CA **Resides:** Irvine, CA

Acquired: Was selected in the sixth round of the June 2013 first-year player draft. Was signed by Rex De La Nuez.

Contract: Signed through the 2018 season and under team control through 2023.

CAREER HIGHLIGHTS: In 2015 was a Southern League All-Star and led all Reds minor leaguers with 30 saves in 32 chances...in 2018 attended his second Major League spring training camp (also, 2016).

2017 SEASON

- In 34 apps at Class A Daytona and Class AA Pensacola combined to finish 4-5, 2.63 with 10 saves in 15 opps.
- Began the season at Daytona and on 5/31 made his first professional appearance since the 2015 season.
- On 6/30 was promoted to Pensacola and ranked second on the staff in saves (9, Jimmy Herget 16).
- On 11/20 was added to the 40-man roster.

SEASON HIGHLIGHTS

2016: Missed the season following December 2015 arthroscopic surgery to remove scar tissue in his right elbow...was rated by *Baseball America* the 27th-best prospect in the organization...**2015:** In 54 relief apps at Class A Daytona and Class AA Pensacola combined to finish 1-3, 1.98 and led all Reds minor leaguers with 30 saves in 32 chances...was a Southern League All-Star...led the SL in saves (25) and games finished (39)...was the organization's Minor League Pitcher of the Month for April (4sv, 10.2ip, 2h, 0r, 1bb, 20k) and August (12sv, 16ip, 5h, 1er, 5bb, 24k)...following the season played for Peoria in the prestigious Arizona Fall League (9g, 1-0, 6.00, 9ip, 11h, 1bb, 11k)...in December had arthroscopic surgery to remove scar tissue in his right elbow...**2014:** While at Class A Dayton recorded 80 strikeouts in 63.1 innings, the fifth-best strikeout ratio in the Midwest League (11.37 per 9ip)...in May and June missed time with tendinitis in his right elbow.

PERSONAL: Graduated from Northwood High School in Irvine, CA...played baseball at UCLA, where he was an honorable mention All-PAC 12 All-Academic selection...pitched for the Bruins in the 2013 College World Series...follow on Twitter @zackweiss32.

WEISS' CAREER TRANSACTIONS

- Was selected by Pirates in 10th round of the June 2010 first-year player draft but did not sign.
- Was selected by Reds in sixth round of the June 2013 first-year player draft. Signed by Rex De La Nuez.
- On Dayton's disabled list with tendinitis in his right elbow, May 19-June 18, 2014.
- On Pensacola's disabled list following December 2015 right elbow surgery, April 7-September 11, 2016.
- On Pensacola's disabled list following December 2015 right elbow surgery, April 6-May 29, 2017.

Career Pitching

Yr	Club	W-L	ERA	G	GS	CG	SHO	SV	IP	H	R	ER	HR	BB	SO	WP	BK
13	AZL Reds - R	0-0	0.00	2	0	0	0	0	2.0	1	1	0	0	1	2	0	0
	Billings - R	2-4	4.39	10	5	0	0	0	26.2	30	21	13	7	4	18	3	0
14	Dayton - A	2-4	2.42	34	0	0	0	3	63.1	50	18	17	4	21	80	8	0
15	Daytona - A	0-0	0.00	9	0	0	0	5	11.2	2	0	0	0	1	22	2	0
	Pensacola - AA	1-3	2.42	45	0	0	0	*25	52.0	40	16	14	5	14	68	2	0
16	Pensacola - AA								Injured, Did Not Pitch								
17	Daytona - A	2-1	2.08	10	0	0	0	1	13.0	8	6	3	1	2	19	1	0
	Pensacola - AA	2-4	2.89	24	0	0	0	9	28.0	22	15	9	2	11	37	5	0
Minor Totals		9-16	2.56	134	5	0	0	43	196.2	153	77	56	19	54	246	21	0

* Led Southern League



MASON WILLIAMS

@MjordanW9

OF
68
Age: 26 **Ht.:** 6-1 **Wt.:** 195 **Bats:** L **Throws:** R **ML Service:** 1.080

Born: 8/21/91 **Birthplace:** Pawtucket, RI **Resides:** Winter Garden, FL

Acquired: Was signed by the Reds to a minor league contract with an invitation to 2018 Major League spring training camp, November 16, 2017.

Contract: Signed through the 2018 season and under team control through 2022.

Non-Roster

CAREER HIGHLIGHTS: In 2013 participated in the Arizona Fall League's Rising Stars Game...for 3 consecutive seasons from 2011-2013 was rated by *Baseball America* the Yankees' fastest baserunner, best athlete and best defensive outfielder...in 2012 was a mid-season South Atlantic League All-Star...in 2011 was a mid-season New York-Penn League All-Star, an MiLB.com Organizational All-Star, a TOPPS Short-Season/Rookie All-Star, TOPPS' NYPL Player of the Year and a *Baseball America* Short-Season All-Star.

SINGLE-SEASON CAREER HIGH STREAKS

Hitting Streak: 4g (2x), 6/16-6/19, 2015 & 9/18-9/25, 2016; **Hitless Streak:** 9ab, 6/13-6/15, 2015

2017 SEASON

- Spent most of the season with the Yankees' Class AAA affiliate in Scranton/Wilkes-Barre.
- Made all 5 of his apps for the Yankees from 6/16-6/25...hit safely in 4 of his 5 apps.
- On 6/29 was designated for assignment...cleared waivers and on 7/6 was outrighted to S/W-B, where he finished the minor league season.
- Became a free agent following the season and on 11/16 was signed by the Reds to a minor league contract with an invitation to 2018 Major League spring training camp.

2016: Missed most of the season while recovering from 8/7/15 surgery to repair the torn labrum in his right shoulder...for the Yankees made 12 apps, including 7 starts in which he hit .320 (4gs in RF, 2gs in CF, 1gs in LF)...hit safely in each of his first 5 starts (9/16-9/25)...in the playoffs for Class AAA Scranton/Wilkes-Barre hit .412 with 1 HR and 3 RBI.

2015: In his Major League debut made 8 apps with the Yankees...made all 7 of his starts in CF...was recalled on 6/11 and the next day at Bal started in his first career appearance...recorded his first big league hit in the fourth inning, a 2-run HR off Ubaldo Jiménez...on 6/19 vs Det suffered a right shoulder injury diving back into first base on a pickoff attempt...was disabled 2 days later and on 8/7 had season-ending surgery to repair the torn labrum.

MINOR LEAGUES

2014: Entered the season rated by MLB.com the Yankees' second-best prospect...**2013:** Following the season played for Scottsdale in the prestigious Arizona Fall League (.267, 6 2b), where he participated in the Rising Stars Game...**2011:** At Class A Staten Island led the New York-Penn League with a club record 94 hits, second-most by any player on a short-season team...also set a new franchise record with 28 stolen bases.

PERSONAL: Graduated from West Orange High School in Winter Garden, FL...before signing with the Yankees was committed to play at the University of South Carolina...father is Derwin Williams, a former wide receiver for the New England Patriots...follow on Twitter @MjordanW9.

WILLIAMS' CAREER TRANSACTIONS

- Was selected by the Yankees in the fourth round of the June 2010 first-year player draft.
- On Tampa's disabled list, July 26-remainder of the season, 2012.
- On disabled list with right shoulder inflammation, June 21-remainder of the season, 2015; was transferred to the 60-day DL, July 11.
- On disabled list while recovering from right labrum surgery, April 3-July 17, 2016; was transferred to the 60-day DL, May 14; included rehab assignments at GCL Yankees, July 2-3 and at Tampa, July 4-17.
- On Scranton/Wilkes-Barre's disabled list, July 31-August 12, 2016.
- Was signed by the Reds to a minor league contract with an invitation to 2018 Major League spring training camp, November 16, 2017.

Pos.	Pct.	CAREER FIELDING							
		G	PO	A	E	TC	DP	PB	
CF	1.000	15	23	0	0	23	0	-	
LF	1.000	2	5	0	0	5	0	-	
RF	1.000	8	10	0	0	10	0	-	

Career Hitting

Yr	Club	AVG	G	AB	R	H	2B	3B	HR	RBI	SH	SF	HB	BB	SO	SB	CS	OBP	SLG	E
10	GCL Yankees - R	.222	5	18	0	4	0	0	0	0	0	0	0	1	4	1	2	.263	.222	0
11	Staten Island - A	.349	68	269	42	*94	11	6	3	31	4	3	2	20	41	28	12	.395	.468	2
12	Charleston - A	.304	69	276	55	84	19	4	8	28	7	3	4	21	33	19	9	.359	.489	1
	Tampa - A	.277	22	83	13	23	3	0	3	7	0	0	0	3	14	1	4	.302	.422	0
13	Tampa - A	.261	100	406	56	106	21	3	3	24	11	3	2	39	61	15	9	.327	.350	4
	Trenton - AA	.153	17	72	7	11	3	1	1	4	3	0	0	1	18	0	0	.164	.264	0
	Trenton - AA	.223	128	507	67	113	18	4	5	40	7	1	1	47	68	21	8	.290	.304	3
15	Trenton - AA	.317	34	120	14	38	7	0	0	11	4	1	0	19	17	11	6	.407	.375	1
	Scranton/WB - AAA	.321	20	81	12	26	7	1	0	11	2	0	0	8	6	2	1	.382	.432	0
	New York (AL)	.286	8	21	3	6	3	0	1	3	0	0	0	1	3	0	0	.318	.571	0
16	GCL Yanks East - R	.000	1	4	0	0	0	0	0	0	0	0	0	0	1	0	0	.000	.000	0
	Tampa - R	.333	11	42	2	14	2	1	0	1	0	0	0	1	4	0	0	.349	.429	0
	Scranton/WB - AAA	.296	31	125	19	37	8	1	0	23	4	4	0	5	21	1	1	.313	.376	0
	New York (AL)	.296	12	27	4	8	1	0	0	2	1	0	0	1	12	0	0	.321	.333	0
17	New York (AL)	.250	5	16	3	4	0	0	0	1	0	0	0	1	2	2	0	.294	.250	7
	Scranton/WB - AAA	.263	106	399	44	105	10	3	2	30	3	6	1	28	66	19	5	.309	.318	0
Major Totals		.281	25	64	10	18	4	0	1	6	1	0	0	3	17	2	0	.313	.391	0
Minor Totals		.273	612	2402	331	655	109	24	25	210	45	21	10	193	354	118	57	.327	.369	11

* Led New York-Penn League



JESSE WINKER

OF
33

Age: 24 Ht.: 6-3 Wt.: 215 Bats: L Throws: L ML Service: 0.080

Born: 8/17/93 Birthplace: Buffalo, NY Resides: Orlando, FL

Acquired: Was selected in the supplemental first round (49th overall) of the June 2012 first-year player draft. Was signed by Greg Zunino.

Contract: Signed through the 2018 season and under team control through 2023.

CAREER HIGHLIGHTS: Was the Reds' supplemental first-round pick in the June 2012 draft (49th overall as compensation for the loss of Type B free agent Ramon Hernandez)...entered the 2018 season rated by *Baseball America* the fifth-best prospect in the organization...following the 2016 season participated in leadership training at West Point...in 2015 was the Reds' Minor League Hitter of the Year...in 2014 was a California League All-Star, Arizona Fall League Rising Star/Top Prospect and AFL Player of the Week for 10/8-10/14...also in 2014, started in LF for the U.S. team in the Sirius XM All-Star Futures Game and led the Arizona Fall League in hitting...in 2013 was Reds Minor League Hitter of the Year, a Midwest League All-Star, Reds Minor League Player of the Month for May and Midwest Player of the Week for 5/13-5/20...in 2012 and 2013 was an Milb.com Organizational All-Star...in 2012 was a Topps Rookie All-Star...in 2018 participated in his third straight Major League spring training camp, his second as a player on the 40-man roster.

**BASEBALL AMERICA'S
TOP 10 REDS PROSPECTS**

1. Nick Senzel, 3B
2. Hunter Greene, RHP
3. Taylor Trammell, OF
4. Tyler Mahle, RHP
5. **Jesse Winker, OF**
6. Tony Santillan, RHP
7. Jose Siri, OF
8. Shed Long, OF
9. ... Vladimir Gutierrez, RHP
10. Tyler Stephenson, C

2017 SEASON

- At Louisville was an International League mid-season All-Star...following the season his strike zone discipline was rated the best among all Reds minor leaguers.
- In his Major League debut made 47 apps and 28 starts during 4 stints the Reds.
- From 4/14-4/15 made 2 pinch-hit apps vs Mil...from 6/19-6/21 made 2 starts at DH at TB...from 7/7-7/17 made 4 pinch-hit apps and a start in RF on 7/16 vs Wsh...on 8/1 was promoted again after LHP Tony Cingrani was traded to the Dodgers and spent the rest of the season with the Reds (38g, 25gs, .305, 5 2b, 7hr, 11rbi, 1sb).
- When promoted on 8/1 led the International League in hitting (.314) and OBP (.395) but didn't have enough plate apps to qualify as the season-ending leader.
- While with the Reds from 8/25-9/11 was disabled with a left hip flexor strain.
- Led Reds batters with 2 pinch-hit HR, on 8/22 vs Chi (solo off Felix Pena) and on 9/26 at Mil (solo off Anthony Swarzak)...became the first Reds rookie with more than 1 pinch-hit HR in a season since Chris Heisey hit 4 pinch-hit HR in 2010.
- Played LF (2gs, on 9/21 vs StL & 9/29 at Chi), RF (25g, 24gs) and DH (2gs)...in the batting order hit leadoff (8gs), second (7gs), fifth (3gs), sixth (2gs), seventh (7gs) and eighth (1gs).
- Produced 7 HR in 137 plate apps and 121 at bats...at Louisville hit 2 homers in 347 plate apps and 299 at bats.
- In his first 2 apps after that 8/1 promotion hit his first 2 Major League home runs.
- In the fourth inning on 8/1 at Pit produced his first career HR (solo off Jameson Taillon)...in the sixth, Starling Marte reached over the left field wall to catch what would have been a 2-run HR for Winker...the next night at Pit homered off Joaquin Benoit.
- Over 10 apps from 8/18-9/16 produced 4 HR, including his first career leadoff home run (9/13 at StL off Jack Flaherty).
- On 4/14 vs Mil pinch hit in his Major League debut (struck out vs Oliver Drake).
- In the sixth inning of the 7-5 win vs Mil on 4/15 produced his first career hit and RBI, a 2-run double off Carlos Torres that snapped the 4-4 tie...was the first Reds batter whose first career hit went for extra bases and drove in the eventual game-winning run since RHP Brett Tomko in June 1997 vs NYM...the last Reds position player to do it was C Dann Bilardello in April 1983 vs Cubs.
- On 6/19 was promoted to replace injured SS Zack Cozart and that night at DH at TB made his first career start (1-5, 2-run single)...also started at DH on 6/21 at TB (1-4, 1 2b).

- In the 2-1 win on 9/16 vs Pit, hit a solo HR while Sal Romano threw 8.0 shutout innings...was the first time in Reds history a rookie threw 8.0 scoreless innings to earn a win while another rookie homered in the same game.
- Entered the season rated by *Baseball America* the sixth-best prospect in the organization and Reds minor league batter with the best plate discipline...in its preseason Top 100 list, was rated by MLB Pipeline.com the 67th-best prospect in baseball.

PINCH-HIT HOME RUNS (2)

Date	Pitcher
9/26/17 at Mil	Anthony Swarzak
8/22/17 vs Chi	Felix Pena

LEADOFF HOME RUNS (1)

Date	Pitcher
9/13/17 at StL	Jack Flaherty

MINOR LEAGUES

2016: In his first season above Class AA, for Class AAA Louisville ranked second in the International League in on-base percentage and seventh in batting average...struck out just once every 7.59 plate apps, the fourth-best ratio in the International League...including a rehab stint with the AZL Reds hit .308 overall, the third-highest average by any Reds minor league batter (Hernan Iribarren .327, Tony Renda .311)...from 6/17-7/12 was on Louisville's disabled list with a sprained right wrist...participated in his second straight Major League spring training camp as a non-roster invitee...in 7 exhibition apps overall hit .333 (1 2b, 2rbi) while making starts in LF (2gs) and RF (2gs)...entered the season rated by MLB Pipeline the Reds' Position Player Prospect of the Year and by *Baseball America* the fifth-best prospect in the organization overall, the best hitter for average and the hitter with the best strike zone discipline...finished the season rated by MiLB.com the fourth-best prospect in the organization...on 11/18 was added to the Reds' 40-man roster...**2015:** Played at Pensacola in his first full season at Class AA and was named the organization's Minor League Hitter of the Year...at age 21 for most of the season, was one of the youngest position players in the Southern League...following the season was rated the organization's Position Player Prospect of the Year by MLB Pipeline and the 18th-best prospect in the Southern League by *Baseball America*...ranked among the organizational leaders in hitting (3rd, .282), HR (T2nd, 13) and RBI (3rd, 55)...tied for the league lead in intentional walks (4) and ranked among the SL leaders in OBP (5th, .390) and walks (4th, 74)...from 8/11-8/15 homered in 5 consecutive games (5hr, 9rbi), tying teammate Kyle Skipworth's streak from earlier in the season (7/10-7/16, 5hr, 8rbi) and 1 shy of Derrek Lee's Pensacola club record...entered the season rated the third-best prospect in the organization, best hitter for average and hitter with the best strike zone discipline...was a non-roster invitee to Major League spring training camp...**2014:** Was a California League All-Star, Arizona Fall League Rising Star/Top Prospect and the AFL's first Player of the Week award winner...started in LF for the U.S. team in the 2014 Sirius XM All-Star Futures Game...in just 74 apps at Class A Bakersfield and Class AA Pensacola combined to hit .287 (20 2b, 15hr, 57rbi, 5sb)...over a full 144-game minor league season, his numbers project to 38 doubles, 29 homers and 110rbi...in April and May spent time on the disabled list with a concussion...didn't play after 7/17 because of a sprained ligament in his right wrist suffered in a car accident but came back to lead the Arizona Fall League in hitting (.338, 19g, 4 2b, 1 3b, 3hr, 18rbi, 1sb) and OPS (.999) while ranking second in on-base percentage (.440) and slugging percentage (.559)...was rated the ninth-best player in the AFL and the 12th-best player in the California League...entered the season rated the fourth-best prospect in the organization...**2013:** Was the organization's Minor League Hitter of the Year, a Midwest League All-Star, Reds Minor League Player of the Month for May and Midwest Player of the Week for 5/13-5/20...ranked among Reds farmhands in hitting (.281, 4th), HR (16, 5th) and RBI (76, 4th)...led Class A Dayton in runs (73), OPS (.841), HR (16) and walks (63)...was rated by *Baseball America* the system's best power hitting prospect and hitter with the best strike zone discipline...**2012:** In his first pro season led all Reds farmhands in hitting (.338) and OBP (.443)...ranked among the Pioneer League leaders in OBP (T1st), batting (T2nd) and OPS (.943, 3rd)...was named an Organizational All-Star by MiLB.com and a Topps Rookie All-Star.

SINGLE-SEASON CAREER HIGH STREAKS

Hitting Streak: 6g, 8/13-8/23, 2017; **Hitless**

Streak: 11ab, 8/4-8/7, 2017

PERSONAL: Graduated from Olympia High School in Orlando... brother Joey was drafted by the Dodgers in 2011.

WINKER'S CAREER TRANSACTIONS

- Was selected by the Reds in the supplemental first round of the June 2012 first-year player draft (49th overall as compensation for the loss of Type B free agent Ramon Hernandez). Was signed by Greg Zunino.
- On Dayton's disabled list, August 18-remainder of the season, 2013.
- On Bakersfield's disabled list with a concussion, April 25-May 6, 2014.
- On Pensacola's disabled list with a sprained ligament in his right wrist, July 22-rest of the season, 2014.
- On Louisville's disabled list with a sprained wright wrist, June 17-July 12, 2016; included a rehabilitation assignment at AZL Reds, July 6-12.
- On disabled list with a strained left hip flexor, August 25-September 11, 2017.

CAREER FIELDING

Pos.	Pct.	G	PO	A	E	TC	DP	PB
LF	1.000	2	1	0	0	1	0	-
RF	.977	25	40	2	1	43	0	-

Only career apps in LF in starts on 9/21 vs StL & 9/29 at Cubs

Career Hitting

Yr	Club	AVG	G	AB	R	H	2B	3B	HR	RBI	SH	SF	HB	BB	SO	SB	CS	OBP	SLG	E
12	Billings - R	.338	62	228	42	77	16	3	5	35	2	1	4	40	50	1	3	.443	.500	4
13	Dayton - A	.281	112	417	73	117	18	5	16	76	0	2	4	63	75	6	1	.379	.463	2
14	Bakersfield - A	.317	53	205	42	65	15	0	13	49	0	3	1	40	46	5	1	.426	.580	2
	Pensacola - AA	.208	21	77	15	16	5	0	2	8	0	1	0	14	22	0	0	.326	.351	0
15	Pensacola - AA	.282	123	443	69	125	24	2	13	55	0	3	6	74	83	8	4	.390	.433	2
16	Louisville - AAA	.303	106	380	39	115	22	0	3	45	0	5	4	59	59	0	0	.397	.384	1
	#AZL Reds - R	.462	4	13	6	6	0	0	2	6	0	0	0	2	4	0	0	.533	.923	0
17	Louisville - AAA	.314	85	299	33	94	22	0	2	41	0	5	5	38	46	2	4	.395	.408	1
	Cincinnati	.298	47	121	21	36	7	0	7	15	1	0	0	15	24	1	1	.375	.529	1
	Major Totals	.298	47	121	21	36	7	0	7	15	1	0	0	15	24	1	1	.375	.529	1
	Minor Totals	.298	566	2062	319	615	122	10	56	315	2	20	24	330	385	22	13	.398	.449	12

Injury rehab



VANCE WORLEY

[@VANIMAL_46](#)

RHP

52

Age: 30 Ht.: 6-2 Wt.: 240 Bats: R Throws: R ML Service: 5.075

Born: 9/25/87 Birthplace: Sacramento, CA Resides: Fort Myers, FL

Acquired: Was signed to a minor league contract with an invitation to 2018 Major League spring training camp, January 9, 2018.

Contract: Signed through the 2018 season.

Non-Roster

CAREER HIGHLIGHTS: In his Major League career has made 97 starts and 66 relief apps for the Phillies, Twins, Pirates, Orioles and Marlins...in 2011 was a finalist for the BBWAA's National League Rookie of the Year Award, along with winner Craig Kimbrel and Freddie Freeman of the Braves...was a mid-season Eastern League All-Star in 2009 and 2010...was International League Pitcher of the Week for 6/18-6/24, 2013 and Eastern League Pitcher of the Week for 5/5-5/11, 2009 and 7/6-7/12, 2010.

SINGLE-SEASON CAREER HIGH STREAKS

Scoreless Streak By Game: 10g, 4/22-5/25, 2016; Scoreless Streak By Inning: 20.1, 4/15-5/28, 2016; Winning Streak: 9g, 6/29-9/6, 2011; Losing Streak: 4 (2x), 4/1-4/30, 2013 & 8/19-9/14, 2017

2017 SEASON

- Went to spring training camp with the Nationals but was released on 3/29...2 days later was signed by the Marlins to a minor league contract.
- Began the season at Class AAA New Orleans, where he made all 8 of his starts before he was promoted on 5/20...spent the rest of the season with the Marlins.
- For Mia went 2-5, 7.39 in 12 starts and 0-1, 5.59 with 1 save in 12 relief apps.
- Earned his second professional save in the 13-1 win vs NYM on 9/18 (3ip, 4h, 0r, 1bb, 4k)...in Marlins history, was the largest margin of victory in a game with a save awarded.
- Earned his 2 wins in consecutive starts, on 8/2 vs Wsh (7-0) and 8/8 at Wsh (7-3)...in those 2 starts allowed just 1 run in 13.0 innings.
- Became a free agent following the season and on 1/9/18 was signed by the Reds to a minor league contract with an invitation to Major League spring training camp.

COMPLETE GAMES (2)							
Date	Opp	IP	H	ER	BB	SO	Result
7/28/14	at SF	9.0	4	0	1	3	W, 5-0
7/26/11	vs SF	9.0	3	2	1	5	W, 7-2

10-STRIKEOUT GAMES (1)	
Date	Strikeouts
4/19/12 for Phi at SD 11

2016: In his only season with the Orioles made a career-high 35 apps, including 4 starts...missed time in June with a strained right groin...in the seventh inning or later posted a 1.45 ERA...threw more than 1.0 inning in 21 of his 31 relief apps...from 4/22-5/25 didn't allow a run over a career-high 10 apps, all in relief (16ip, 15h, 5bb, 14k)...earned his first professional save in an 8-1 win vs Wsh on 8/23.

2015: Began the season in the Pirates' starting rotation and made 7 of his 8 starts through 5/14 before he joined the bullpen with a relief appearance on 5/19 vs Min...made an emergency start on 7/18 at Mil...posted a 2.83 ERA in his 15 relief apps...following the season was claimed off waivers by the Orioles.

2014: During spring training was traded by the Twins to the Pirates for cash considerations...began the season at Class AAA Indianapolis and made all 7 of his starts there before he was promoted on 6/15, when he made his season debut with 7.0 scoreless innings in the 10-inning, 3-2 loss at Mia (5h, 0bb, 5k)...in his 17 starts for Pit just once walked more than 2 batters and 13 times threw at least 6.0 innings.

2013: Missed most of the second half of the season with an impingement in his right shoulder...was the Twins' Opening Day starter and suffered the 4-2 loss vs Det (6ip, 8h, 3er, 1bb, 3k)...made all 10 of his starts for Min before he was optioned to Class AAA Rochester, where he spent the rest of the season until he was disabled with the right shoulder injury...was named International League Pitcher of the Week following consecutive complete games on 6/17 at Scranton/Wilkes-Barrar and 6/22 at Louisville.

2012: In his first full season in the Major Leagues made 23 starts for the Phillies...inflammation caused by bone chips in his right elbow led to a pair of stints on Phi's disabled list, from 5/12-6/3 and again 8/29 through the remainder of the season...following the season was traded to the Twins for OF Ben Revere.

2011: In his second Major League season was a finalist for the BBWAA's National League Rookie of the Year Award, along with winner Craig Kimbrel and Freddie Freeman of the Braves...led NL rookies in ERA (3.01) while finishing second in wins (11), third in batting average against (.237) and fourth in strikeouts (119k, 131.2ip)...made 9 starts at Class AAA Leigh Valley and 25 apps, including 21 starts, during 4 stints with the Phillies...Phi went 16-5 in his 21 starts...from 6/29-7/26 became the first Phillies rookie pitcher to win 5 consecutive starts since Charles Hudson in 1983...his 9-game winning streak over 12 starts from 6/29-9/6 was the longest in the National League in 2011 (9-0, 2.87)...on 4/29 vs NYM singled off Mike Pelfrey for his first career hit...made a pair of relief apps vs the Cardinals during the National League Division Series.

2010: Made 27 starts at Class AA Reading and Class AAA Lehigh Valley and in his Major League debut made 2 starts and 3 relief apps for the Phillies...for the second straight year was a mid-season Eastern League All-Star...began the season with Reading and was promoted on 7/21...made his first career appearance on 7/24 vs Col, threw a scoreless inning in relief during the 10-2 victory (2k)...earned his first Major League victory in a 7-6 win vs Wsh on 9/19...for Reading and Lehigh Valley from 7/9-8/1 threw 29.0 consecutive scoreless innings.

MINOR LEAGUES

2009: At Class AA Reading was a mid-season Eastern League All-Star and 2-time Phillies Minor League Pitcher of the Week (5/4-5/10, 7/14-7/20)...**2008:** Was the 102nd overall pick of the June first-year player draft and made his professional debut later that summer with 13 starts at Class A Williamsport and Lakewood.

PERSONAL: In 2005 graduated from C.K. McClatchy High School in Sacramento, CA...pitched for 3 seasons at Long Beach State University (2006-2008), where in 32 career starts and 15 relief apps he went 12-13, 3.99 (230ip, 145k)...is one quarter Chinese and one quarter Taiwanese...mother is from Hong Kong...follow on Twitter @VANIMAL_46.

WORLEY'S CAREER TRANSACTIONS

- Was selected by the Phillies in 20th round of the June 2005 first-year player draft. Did not sign.
- Was selected by the Phillies in third round of the June 2008 first-year player draft. Signed by Tim Kissner.
- Was acquired by the Twins, along with RHP Trevor May, for OF Ben Revere, December 6, 2012.
- On disabled list with bone chips and inflammation in his right elbow, May 12-June 3 and August 29-remainder of the season, 2012.
- On Rochester's disabled list with right shoulder impingement, July 14-remainder of the season, 2013.
- Was acquired by the Pirates in exchange for cash considerations, March 25, 2014.
- Was claimed off waivers by the Orioles, October 20, 2015.
- On disabled list with a strained right groin, June 13-29, 2016; included rehabilitation assignments at Bowie, June 25-27 and at Frederick, June 28-29.
- Was signed by the Nationals to a 1-year contract through the 2017 season, February 1, 2017.
- Was released by the Nationals, March 29, 2017.
- Was signed by the Marlins to a minor league contract, March 31, 2017.
- Was signed by the Reds to a minor league contract with an invitation to 2018 Major League spring training camp, January 9, 2018.

Career Pitching

Yr	Club	W-L	ERA	G	GS	CG	SHO	SV	IP	H	R	ER	HR	BB	SO	WP	BK
08	Williamsport - A	0-0	1.13	2	2	0	0	0	8.0	3	1	1	0	1	8	0	0
	Lakewood - A	3-2	2.66	11	11	0	0	0	61.0	58	25	18	4	7	53	3	0
09	Reading - AA	7-12	5.34	27	27	0	0	0	153.1	163	102	91	17	49	100	2	1
10	Reading - AA	9-4	3.20	19	19	1	1	0	112.2	114	48	40	9	36	83	1	0
	Lehigh Valley - AAA	1-3	3.77	8	8	0	0	0	45.1	46	19	19	3	10	36	1	0
	Philadelphia	1-1	1.38	5	2	0	0	0	13.0	8	2	2	1	4	12	1	0
11	Lehigh Valley - AAA	5-2	2.31	9	9	1	0	0	50.2	41	13	13	5	12	50	1	0
	Philadelphia	11-3	*3.01	25	21	1	0	0	131.2	116	47	44	10	46	119	2	1
12	Philadelphia	6-9	4.20	23	23	0	0	0	133.0	154	69	62	12	47	107	1	0
13	Minnesota	1-5	7.21	10	10	0	0	0	48.2	82	43	39	9	15	25	1	0
	Rochester - AAA	6-3	3.88	9	9	3	1	0	58.0	65	31	25	3	17	34	1	0
14	Indianapolis - AAA	3-2	4.30	7	7	0	0	0	46.0	47	23	22	3	4	43	2	0
	Pittsburgh	8-4	2.85	18	17	1	1	0	110.2	112	43	35	9	22	79	4	0
15	Indianapolis - AAA	3-1	2.38	5	5	1	0	0	34.0	30	10	9	4	5	21	0	0
	Pittsburgh	4-6	4.02	23	8	0	0	0	71.2	81	36	32	6	21	49	3	0
16	Baltimore	2-2	3.53	35	4	0	0	1	86.2	84	37	34	11	35	56	3	0
	#Bowie - AA	0-0	5.40	1	0	0	0	0	1.2	5	1	1	0	0	0	0	0
	#Frederick - A	0-0	0.00	1	1	0	0	0	3.0	0	0	0	0	0	2	0	0
17	New Orleans - AAA	2-5	4.43	8	8	1	0	0	44.2	53	26	22	4	11	22	0	0
	Miami	2-6	6.91	24	12	0	0	1	71.2	99	56	55	9	30	50	1	0
Major Totals		35-36	4.09	163	97	2	1	2	667.0	736	333	303	67	220	497	16	1
AL Totals		3-7	4.85	45	14	0	0	1	135.1	166	80	73	20	50	81	4	0
NL Totals		32-29	3.89	118	83	2	1	1	531.2	570	253	230	47	170	416	12	1
Minor Totals		39-34	3.80	107	106	7	2	0	618.1	625	299	261	52	152	452	11	1

Injury rehab, * In 2011 led National League rookies in ERA

Division Series Record

Yr	Club, Opponent	W-L	ERA	G	GS	CG	SHO	SV	IP	H	R	ER	HR	BB	SO	WP	BK
11	Phi vs StL	0-0	6.75	2	0	0	0	0	1.1	3	1	1	0	1	0	0	0

Career Hitting

Yr	Club	AVG	G	AB	R	H	2B	3B	HR	RBI	SH	SF	HB	BB	SO	SB	CS	OBP	SLG	E
10	Philadelphia	.000	5	3	0	0	0	0	0	0	0	0	0	3	0	0	0	.000	.000	0
11	Philadelphia	.222	24	45	4	10	1	0	0	5	2	0	1	14	0	0	0	.239	.244	0
12	Philadelphia	.081	21	37	0	3	1	0	0	2	7	0	0	13	0	0	0	.081	.108	1
13	Minnesota	.000	1	1	0	0	0	0	0	0	0	0	0	0	0	0	0	.000	.000	1
14	Pittsburgh	.063	19	32	1	2	1	0	0	0	5	0	1	17	0	0	0	.091	.094	0
15	Pittsburgh	.176	23	17	1	3	1	0	0	0	1	0	0	6	0	0	0	.176	.235	0
17	Miami	.182	25	22	0	4	0	0	0	3	5	0	0	8	0	0	0	.182	.182	0
Career Totals		.140	163	157	6	22	4	0	0	10	20	0	0	2	61	0	0	.151	.166	2

TWITTER HANDLES

Aquino @Aristide_Aquino	Jenkins @mackjenkins57
Astin @BarrettAstin17	Kivlehan @PatrickKivlehan
Barnhart @Tucker_Barnhart	Long @SLONG895
Blandino @ablandino10	López @_llopezz
Brice @AustinBrice	Lorenzen @Lorenzen55
Crockett @CrockPot3	Mahle @tylermahle
Davis @rookdavis24	Mantiply @jmantiply
DeSclafani @ADeSclafani	Quackenbush @Quack1128
Dixon @_badix	Rainey @THErain_ey
Duvall @ADuvall123	Reed @C_Reed24
Elizalde @S_Elizalde24	Romano @salromano14
Ervin @Mr_MagicErvin	Schebler @scheb08
Finnegan @bfinny29	Senzel @LISenzii
Garrett @Amir_Garrett	Shackelford @Shackeldaddy
Gennett @Sgennett2	Stephens @jacko71422
Gosselin @PGosselin15	Stephenson @robsteev44
Hamilton @BillyHamilton	Sweeney @_SweeneySwag
Herget @hergee20	Tromp @ChadwickTromp
A. Hernandez .. @Andrikson2392	Turner @sturm26
D. Hernandez @DHern_30	Weiss @zackweiss32
D. Herrera @Dilson_H	Williams @MjordanW9
Hudson @joehud4	Worley @VANIMAL_46
Hughes @locatejared	

BIRTHDAYS

January	
4	Raisel Iglesias
4	Michael Lorenzen
7	Tucker Barnhart
29	Brandon Dixon
31	Ted Power
February	
1	Darnell Sweeney
21	Jesus Reyes
24	Robert Stephenson
March	
1	Joe Mantiply
2	Ariel Hernandez
3	Dilson Herrera
17	Don Long
21	Chadwick Tromp
24	Rafael De Paula
April	
7	Freddie Benavides
7	Kevin Shackelford
14	Brandon Finnegan
15	Cody Reed
18	Anthony DeSclafani
22	Aristides Aquino
22	Mack Jenkins
29	Rookie Davis
30	José Peraza
May	
1	Scooter Gennett
3	Homer Bailey
3	Amir Garrett
11	Jackson Stephens
13	David Hernandez
21	Joe Hudson
June	
16	Zack Weiss
19	Austin Brice
19	Devin Mesoraco
22	Bryan Price
29	Nick Senzel
July	
4	Jared Hughes
15	Phillip Ervin
18	Eugenio Suárez
22	Jose Siri
27	Wandy Peralta
August	
2	Dustin Hughes
2	Keury Mella
16	Tony Jaramillo
17	Jesse Winker
18	Tony Cruz
21	Derrin Ebert
21	Mason Williams
22	Shed Long
September	
1	José López
4	Adam Duvall
9	Billy Hamilton
9	Jimmy Herget
10	Joey Votto
12	Mike Stefanski
25	Vance Worley
29	Tyler Mahle
October	
3	Phil Gosselin
4	Billy Hatcher
6	Scott Schebler
12	Sal Romano
16	Rosell Herrera
22	Barrett Astin
November	
6	Alex Blandino
9	Jim Riggleman
20	Sebastian Elizalde
28	Kevin Quackenbush
December	
12	Luis Castillo
15	Kyle Crockett
22	Patrick Kivlehan
25	Tanner Rainey
27	Dylan Floro
27	Stuart Turner

MAJOR LEAGUE SERVICE TIME

Pitchers

Astin 0.023
Bailey 9.017
Brice 1.000
Castillo 0.101
Crockett 1.160
Davis 0.065
De Paula 0.000
DeSclafani 3.062
Finnegan 2.107
Floro 0.056
Garrett 0.099
Herget 0.000
A. Hernandez 0.063
D. Hernandez 8.084
Hughes 5.162
Iglesias 2.154
López 0.000
Lorenzen 2.159
Mahle 0.036
Mantiply 0.030
Mella 0.020
Peralta 1.031
Quackenbush 3.015
Rainey 0.000
Reed 0.166
Reyes 0.000
Romano 0.081
Shackelford 0.069
Stephens 0.034
Stephenson 0.167
Weiss 0.000
Worley 5.075

Catchers

Barnhart 3.075
Cruz 4.147
Hudson 0.000
Mesoraco 6.028
Tromp 0.000
Turner 1.000

Infielders

Blandino 0.000
Dixon 0.000
Gennett 4.071
Gosselin 3.006
Herrera 0.119
Kivlehan 1.011
Long 0.000
Peraza 1.141
Senzel 0.000
Suárez 3.061
Sweeney 0.046
Votto 10.027

Outfielders

Aquino 0.000
Duvall 2.096
Elizalde 0.000
Ervin 0.057
Hamilton 4.028
Herrera 0.000
Schebler 1.132
Siri 0.000
Williams 1.080
Winker 0.080

2018 NOTES



2018 NOTES



2018 NOTES



2018 NOTES



2018 NOTES





PLAYER DEVELOPMENT AND SCOUTING

Following the 2017 season, IF Nick Senzel received the Sheldon “Chief” Bender Award as the organization’s Minor League Player of the Year. He is rated by Baseball America and MLB.com the best prospect in the organization. In 119 games at Daytona and Pensacola, Senzel combined to hit .321 with 40 doubles, 3 triples, 14 HR, 65 RBI and 14 stolen bases. Among all Reds minor leaguers in 2017, he ranked second in hitting and fourth in RBI.

2018 PLAYER DEVELOPMENT AND PLAYER SCOUTING
PLAYER DEVELOPMENT

Jeff Graupe.....Senior Director, Player Development
 Melissa Hill.....Coordinator, Baseball Administration
 Mark Heil.....Player Development Analyst
 Mike Saverino.....Arizona Operations Manager
 Charlie Rodriguez.....Assistant to Arizona Operations Manager
 Branden Croteau.....Assistant to Arizona Operations Manager
 Jonathan Snyder.....Minor League Equipment Manager
 John Bryk.....Minor League Clubhouse Assistant
 Gary Hall.....Minor League Video Coordinator

COORDINATORS/INSTRUCTORS/ADMINISTRATORS

Bill Doran.....Field Coordinator
 Tony Fossas.....Pitching Coordinator
 Milt Thompson.....Hitting Coordinator
 Darren Bragg.....Outfield / Quality Control
 Delino DeShields.....Bunting / Baserunning
 Corky Miller.....Catching Instructor
 Joel Noboa.....Latin America Field / Hitting Coordinator
 Juan Peralta.....Academy Director, Latin America
 Carlos Fernandez.....Administrator, Dominican Republic
 Raul Aquino.....Clubhouse Manager, Dominican Republic
 Antonio Perez.....Driver, Dominican Republic
 Richard Stark.....Director, Minor League Medical Administration
 Patrick Serbus.....Director, Athletic Training
 Brad Epstein.....Director, Physical Therapy/Rehab
 Morgan Gregory.....Coordinator, Strength & Conditioning
 Alex Soria.....Assistant S&C Coordinator, Latin America
 Nate Tamargo.....Assistant S&C Coordinator, Rehab
 Marcus Ahrens.....Physical Therapist
 Josh Bickel.....Physical Therapist
 Charles Leddon.....Director of Sports Science Initiatives
 Frank Pfister.....Mental Skills Coach

PROFESSIONAL SCOUTING

Rob Coughlin.....Assistant Director, Professional Scouting
 Cam Bonifay.....Special Assistant to GM, Player Personnel
 Shawn Pender.....Special Assistant to GM, Player Personnel
 Terry Reynolds.....Special Assistant to GM, Player Personnel
 "J" Harrison.....Special Assistant to the GM
 Marty Maier.....Special Assistant to the GM
 John Morris.....Special Assistant to the GM
 Jeff Schugel.....Special Assistant to the GM
 Gary Glover.....Professional Scout
 Will Harford.....Professional Scout
 Joe Jockey.....Professional Scout
 Bruce Manno.....Professional Scout
 Mick Mattaliano.....Professional Scout
 Jeff Morris.....Professional Scout
 Steve Roadcap.....Professional Scout
 Rob Fidler.....Manager, Pacific Rim Scouting
 Jamey Storvick.....Scout, Pacific Rim

AMATEUR SCOUTING

Chris Buckley.....Vice President, Amateur Scouting
 Paul Pierson.....Assistant Director, Amateur Scouting

CROSS CHECKERS

Bill Byckowski.....East Coast Cross Checker/Canada
 Rex De La Nuez.....West Coast Cross Checker
 Jerry Flowers.....National Cross Checker
 Joe Katuska.....Midwest Cross Checker
 Mark McKnight.....National Cross Checker
 Brad Meador.....Midwest Cross Checker
 Greg Zunino.....Southeast Cross Checker

SCOUTING SUPERVISORS

Charlie Aliano.....South Texas
 Rich Bordi.....Northern California, Reno
 Jeff Brookens.....DE, MD, VA, PA, Washington DC
 Sean Buckley.....Florida
 John Ceprini.....Maine, NH, VT, RI, CT, MA, NYC/Long Island
 Nick Christiani.....Alabama, Mississippi, Louisiana
 Dan Cholowsky.....AZ, NM, UT, CO, WY, Las Vegas, El Paso
 Stephen Hunt.....South Florida
 Rick Ingalls.....Southern California
 Rick Jacques.....Washington, Oregon, Idaho, Montana
 Ben Jones.....Ohio, Michigan, Indiana
 Mike Keenan.....Kansas, Nebraska, Missouri, Oklahoma
 Mike Misuraca.....Southern California, Hawaii
 Jim Moran.....North Carolina, South Carolina
 Hector Otero.....Puerto Rico
 John Poloni.....Georgia, Northwest Florida
 Jonathan Reynolds.....Tennessee, Kentucky, West Virginia
 Paul Scott.....North Texas, Arkansas
 Lee Seras.....New York State/Staten Island, New Jersey
 Andy Stack.....IL, WI, IA, MN, ND, SD

SCOUTS

Larry Barton.....Crestwood, KY
 Jamie Bodaly.....Langley, British Columbia, Canada
 Ed Daub.....Binghamton, NY
 Jim Grief.....Paducah, KY
 Bill Killian.....Stanwood, MI
 Denny Nagel.....Cincinnati, OH
 Lou Snipp.....Humble, TX
 Mike Steed.....Beamsville, Ontario, Canada
 Marlon Styles.....Cincinnati, OH
 Mike Wallace.....Escondido, CA
 Roger Weberg.....Bemidji, MN

INTERNATIONAL SCOUTING

Tony Arias.....Director, International Scouting
 Miguel Machado.....Assistant Director, International Scouting
 Richard Jimenez.....Director, Latin America Scouting
 Bob Engle.....Cross Checker, International Scouting
 Enmanuel Cartagena.....Coordinator, Dominican Republic
 Richard Castro.....Coordinator, South America
 Hector Otero.....Coord., Global, MX, Caribbean, PR Scouting
 Gary Peralta.....Supervisor, Dominican Republic
 Rayborne Diddy, Tony Rombly.....Consultants, Aruba
 David Clarkson, Wayne Durbidge.....Consultants, Australia
 Matt Everingham, James Henty.....Consultants, Australia
 Jason Hewitt, Gareth Jones.....Consultant, Australia
 Brian Armbrister, Patrick Knowles.....Consultants, Bahamas
 Geronimo Blanco, Jose Valdelamar.....Scouts, Colombia
 Fermin Coronel.....Consultant, Curacao
 Edward Bens.....Scout, Dominican Republic
 Edgar Melo.....Scout, Dominican Republic
 Victor Nova.....Scout, Dominican Republic
 Carlos Pellerano.....Scout, Dominican Republic
 Felix Romero.....Scout, Dominican Republic
 Samuel Pimentel.....Video Scout, Dominican Republic
 Alper Bozkurt.....Consultant, Germany
 Guillermo Armenta.....Scout, Mexico
 Evert-Jan't Hoen.....Consultant, Netherlands
 Sal Varriale.....Consultant, Italy
 Anibal Reluz.....Scout, Panama
 Nick Dempsey.....Consultant, South Africa
 Jean Paul Conde.....Scout, Venezuela
 Aguido Gonzalez.....Scout, Venezuela
 Victor Oramas.....Scout, Venezuela
 Ricardo Quintero.....Scout, Venezuela

VIDEO

Tyler Gibbons.....Video Coordinator
 Brandon Marr.....Video Coordinator

Professional Scouting



Rob Coughlin



Cam Bonifay



Shawn Pender



Terry Reynolds



"J" Harrison



Marty Maier



John Morris



Jeff Schugel



Gary Glover



Will Harford



Joe Jockey



Bruce Manno



Mick Mattaliano



Jeff Morris



Steve Roadcap



Rob Fidler



Jamey Storvick

Amateur Scouting



Chris Buckley



Paul Pierson

Cross Checkers



Bill Byckowski



Rex De La Nuez



Jerry Flowers



Joe Katuska



Mark McKnight



Brad Meador



Greg Zunino

Scouting Supervisors



Charlie Aliano



Rich Bordi



Jeff Brookens



Sean Buckley



John Ceprini



Nick Christiani



Dan Cholowsky



Stephen Hunt



Rick Ingalls



Rick Jacques



Ben Jones



Mike Keenan



Mike Misuraca



Jim Moran



Hector Otero



John Poloni



Jonathan Reynolds



Paul Scott



Lee Seras



Andy Stack

International Scouting & Player Development



Tony Arias



Miguel Machado



Richard Jimenez



Bob Engle



E. Cartagena



Richard Castro



Hector Otero



Juan Peralta



Carlos Fernandez



Raul Aquino



Antonio Perez

Video



Tyler Gibbons



Brandon Marr

2018 AFFILIATES



LOUISVILLE BATS - AAA

401 East Main St., Louisville, KY 40202
(502) 212-2287 * www.batsbaseball.com

Class / League / Season Triple-A / International / 19th
Stadium Louisville Slugger Field
President / CEO Gary Ulmer
Manager Pat Kelly
Pitching Coach Jeff Fassero
Hitting Coach Leon Durham
Bench Coach Dick Schofield
Athletic Trainer Steve Gober
Strength & Conditioning Coach Matt Hall

DAYTONA TORTUGAS - A

105 E. Orange Ave., Daytona Beach, FL 32114
(386) 257-3172 * www.DaytonaTortugas.com

Class / League / Season Single-A / Florida State / 4th
Stadium Jackie Robinson Ballpark
President Ryan Keur
Manager Ricky Gutierrez
Pitching Coach Tom Brown
Hitting Coach Alex Pelaez
Bench Coach Desi Relaford
Athletic Trainer Larry Benese
Strength & Conditioning Coach Alex Puskarich

BILLINGS MUSTANGS - ROOKIE

P.O. Box 1553, Billings, MT 59103
(406) 252-1241 * www.billingsmustangs.com

Class / League / Season Rookie / Pioneer / 45th
Stadium Dehler Park
General Manager Gary Roller
Manager Ray Martinez
Pitching Coach TBD
Hitting Coach Bryan LaHair
Bench Coach TBD
Athletic Trainer Josh Hobson
Athletic Trainer Brandon Blascak
Strength & Conditioning Coach Justin Bucko

GREENEVILLE REDS - ROOKIE

P.O. Box 5192, Greeneville, TN 37743
(423) 638-0411

Class / League / Season Rookie / Appalachian League / 1st
Stadium Pioneer Park
General Manager Paul Kleinhans-Schulz
Manager Gookie Dawkins
Pitching Coach Chad Cordero
Hitting Coach Darryl Brinkley
Bench Coach Reggie Williams
Athletic Trainer Ryan Ross
Strength & Conditioning Coach Blaine Taylor

PENSACOLA BLUE WAHOOS - AA

41 N. Jefferson St., #300, Pensacola, FL 32502
(850) 934-8444 * www.bluewahoos.com

Class / League / Season Double-A / Southern / 7th
Stadium Pensacola Bayfront Stadium
President Jonathan Griffith
Manager Jody Davis
Pitching Coach Danny Darwin
Hitting Coach Mike Devereaux
Bench Coach Lenny Harris
Athletic Trainer Tyler Moos
Strength & Conditioning Coach Joseph Miranda

DAYTON DRAGONS - A

P.O. Box 2107, Dayton, OH 45401
(937) 228-2287 * www.daytondragons.com

Class / League / Season Single-A / Midwest / 19th
Stadium Fifth Third Field
President & General Manager Robert Murphy
Manager Luis Bolivar
Pitching Coach Seth Etherton
Hitting Coach Daryle Ward
Bench Coach Kevin Mahar
Athletic Trainer Andrew Cleves
Strength & Conditioning Coach Trey Strickland

ARIZONA LEAGUE REDS - ROOKIE

3125 S. Wood Blvd., Goodyear, AZ 85338
(623) 932-6590

Class / League / Season Rookie / Arizona League / 9th
Stadium Goodyear Ballpark
Manager Jose Nieves
Pitching Coach Elmer Dessens
Hitting Coach Todd Takayoshi
Bench Coach Donald Lutz
Rehab Coach James Baldwin
Athletic Trainer Clete Sigwart
Strength & Conditioning Coach Cole Durham
Physical Therapist Marcus Ahrens
Physical Therapist Josh Bickel

DOMINICAN SUMMER LEAGUE REDS - ROOKIE

Baseball City, Boca Chica, Dominican Republic

Class / League Rookie / Dominican Summer
Stadium Reds Baseball Academy
Latin America Academy Director Juan Peralta
Manager, Coach Cristobal Rodriguez, Jose Castro
Pitching Coaches Luis Andujar, Luis Montano
Hitting Coaches Edward Bens, Luis Terrero
Bench Coaches Jefry Sierra, Luis Saturria
Athletic Trainers Wade Hebrink, Aric Quinney
S & C Coaches Eduardo Garcia, Rafael Hernandez

MANAGERS, COACHES & TRAINING STAFFS
Louisville (AAA)

PAT KELLY - Manager

Pat Kelly is in his first season as the manager at Class AAA Louisville after spending the previous 3 years managing Class AA Pensacola. He also managed in the Reds' system at Class A Bakersfield in 2014 and from 2011-2013 at Rookie Billings, where he was 2012 Pioneer League Manager of the Year. In 2010 Kelly was the manager at Class A Lynchburg, and prior to that he spent the majority of 3 seasons as manager of the Rookie GCL Reds as well as director of Florida on-field operations and as a roving catching instructor. He began those duties in 2007 but left the post on July 3 of that season, when Reds interim manager Pete Mackanin hired him as a bench coach. Kelly returned to his operations duties full-time in 2008. In both 2010 and 2016, Pat was named Puerto Rican Winter League Manager of the Year. Kelly has spent 26 seasons managing in the minor leagues for 15 teams, including Richmond (2003-05), Syracuse (1999-2000), Ottawa (1997-98), Harrisburg (1995-96), Chattanooga (1993-94), Indianapolis (1991-92), Rockford (1991), Las Vegas (1990), Wichita (1988-89), Reno (1987) and Charleston (1986). He also served as pitching coach with Glens Falls (1985), the GCL White Sox ('84) and Niagara Falls ('83). Kelly was a catcher in the Angels, Blue Jays, Braves and White Sox systems and reached the majors in 1980 with Toronto. Pat, 62, resides in Sarasota, FL.


JEFF FASSERO - Pitching Coach

Jeff Fassero is in his fifth season in the organization, his second full season as the pitching coach at Louisville. In 2016, he served as roving pitching instructor. Jeff spent his first 2 seasons in the organization as pitching coach at Class AA Pensacola. Prior to joining the Reds, he spent the previous 4 years coaching in the Cubs' system. In 2012 and 2013, Fassero was the pitching coach at Class AA Tennessee and in 2011 held the same post for Class A Peoria. Jeff began his coaching career in 2010 as the pitching coach at Class A Boise. In 2017 was named to the International League coaching staff for the Triple-A All-Star Game in Tacoma. In his 16-year Major League career, he went 121-124 with a 4.11 ERA with Montreal (1991-96), Seattle (1997-99), Texas (1999), Boston (2000), Cubs (2001-02), St. Louis (2002-03), Colorado (2004), Arizona (2004) and San Francisco (2005-06). Fassero attended Lincoln Land Community College in Springfield, Illinois and the University of Mississippi. Jeff and wife Cathy live in Scottsdale, AZ with their 3 children.


LEON DURHAM - Hitting Coach

Leon Durham returns to the Reds organization after spending the previous 17 seasons working for the Detroit Tigers. Following a 16-year run as Class AAA Toledo's hitting coach, Durham worked at the Major League level in 2017 as the Tigers' assistant hitting coach. In 2010, he coached Team USA during the Pan American qualifying tournament. From 1996-2000, he coached in the Angels' system at Class A Lake Elsinore (1996), Class AAA Vancouver (1997-98) and Class AAA Edmonton (1999-00). Durham enjoyed a 10-year Major League playing career with the Cardinals (1980, 1989), Cubs (1981-88) and Reds (1989), finishing his career with a .277 batting average and 147 home runs. He's a 2-time National League All-Star (1982, 1983) and earned *The Sporting News'* Silver Slugger honors following the '82 season. Durham belted a pair of home runs during the 1984 NLCS for the Cubs vs San Diego. A Cincinnati native and a 1976 graduate of Woodward High School, Leon continues to reside in the Queen City during the offseason.


DICK SCHOFIELD - Bench Coach

Dick Schofield is in his sixth season in the organization, his first as the bench coach at Class AAA Louisville. He served as Class AA Pensacola's bench coach in 2017 and hitting coach in 2013. In 2016 for the Class A Dayton Dragons Schofield served as manager, a position he also held at Rookie Billings from 2014-2015. Before joining the Reds, Schofield worked in the Angels' minor league system as a roving infield coordinator (2012) and hitting coach for Class A Inland Empire (2011). The former shortstop played 14 Major League seasons with the Angels, Mets, Blue Jays and Dodgers and led the American League in fielding percentage 4 times. Schofield played on the Angels' 1986 Western Division championship club, hitting an even .300 in that year's ALCS against the Red Sox, and was a member of Toronto's 1993 World Series championship team. In Game 3 of that '86 ALCS, he belted a home run off Dennis "Oil Can" Boyd. A native of Springfield, Illinois, Schofield was selected by the Angels in the first round (third overall) of the 1981 draft. He resides in St. Louis and has 4 children.


MATT HALL - Strength & Conditioning Coach, CSCS, RSCC

Matt Hall is in his seventh year with the organization and in his first as the strength and conditioning coach at Class AAA Louisville. He spent the previous 4 seasons (2014-2017) as assistant strength and conditioning coach on the Major League staff. Prior to joining the Reds, he was the strength and conditioning coach at Class AA Pensacola in 2012 and at Class A Bakersfield in 2013. Matt received his bachelor's degree in exercise science from the University of Cincinnati and his master's degree in kinesiology from the University of Texas at Tyler. Matt resides in Cincinnati.



STEVE GOBER - Athletic Trainer, ATC, CSCS

Steve Gober is in his third season in the organization, his third with the Bats. For 3 seasons from 2013-2015 he was an assistant athletic trainer on the Washington Nationals' Major League staff after serving the previous 7 seasons (2006-2012) as that organization's minor league medical and rehabilitation coordinator. Gober also has been involved in the development and implementation of rehab programs for Major League players. His tenure with Washington included stints with the Brevard County Manatees (2002-2004) and Potomac Nationals (2005). Steve entered professional baseball in 1999 as strength and conditioning intern for the Class A Capital City Bombers in the Mets organization, then served as New York's minor league strength and conditioning coordinator from 2000-2001. He served as a CSCS and athletic training consultant for the SK Wyverns of Korean Baseball after the 2000 season and as athletic trainer for Peoria of the Arizona Fall League in 2004. During the 2000-2004 off-seasons, he worked in physical therapy clinics and served as an athletic trainer for several high schools in the Washington, D.C. and northern Virginia areas. Steve was on an educational board as an industry advisory council member for American Public University and spoke at several youth and collegiate sports organizations. He presented at the 2013 injury prevention workshop in Washington, D.C. and at PBATS' 2017 spring training seminar. Gober played golf and baseball at Shenandoah University while earning a degree in kinesiology/sports medicine in 1998. He enjoys archery hunting, gardening and is a collector of fine wines. Steve resides in Pennsylvania with his wife, Michelle, and 3 daughters.

Pensacola (AA)



JODY DAVIS - Manager

Jody Davis is in his third season in the organization, his first as the manager at Class AA Pensacola. He served as Louisville's hitting coach in 2016 and 2017. Prior to his tenure with the Reds, Davis spent 2 years as a hitting coach in the Padres' system at Class AAA El Paso (2014-2015) and Class A Lake Elsinore (2014). He previously spent time in the Cubs' organization as manager at Class A Boise (2010), Class A Daytona (2007-2008) and Class A Peoria (2006) and as minor league catching coordinator (2009). Davis enjoyed a 10-year Major League career with the Cubs (1981-1988), where he was an All-Star in 1984 and 1986, and the Atlanta Braves (1988-1990). In 1986, he won a Rawlings Gold Glove Award and threw out a modern record 89 attempted base stealers. He recorded a .245 career average with 127 home runs and 490 RBI. Davis, 61, resides in Gainesville, GA.



DANNY DARWIN - Pitching Coach

Danny Darwin returns for his third season as the pitching coach at Class AA Pensacola, where the Blue Wahoos have posted an overall ERA of 3.17 during his tenure (2457.1ip, 866er). He previously served as pitching coach for the Jacksonville Suns (2006-07) and Chattanooga Lookouts (2010) and coached for the Great Lakes Loons (2008-2009). Danny pitched for 21 years in the Major Leagues for 8 teams and went 171-182 with a 3.84 ERA. As the Astros' Most Valuable Player in 1990 he led the National League in ERA, and he also was named 1980 Rangers Pitcher of the Year and 1993 Red Sox Pitcher of the Year. Darwin is a member of the Texas Baseball Hall of Fame. He resides in Pilot Point, TX.



MIKE DEVEREAUX - Hitting Coach

Mike Devereaux joins the organization as the hitting coach at Class AA Pensacola after spending the previous 6 seasons coaching in the Rockies' system. Last year, he worked as the hitting coach at Class A Boise, a post he also held with Class A Asheville from 2012-2016. Devereaux also coached in the Orioles' organization at Class A Frederick (2010) and Class A Delmarva (2011). The Casper, WY native played in 12 big league seasons with the Dodgers (1987-88, 1998), Orioles (1984-94, 1996), White Sox (1995), Braves (1995) and Rangers (1997). He finished seventh in the MVP balloting in 1992 after hitting .276 with 24 HR and 107 RBI for Baltimore and was the 1995 NLCS MVP in the Braves' 4-game sweep of the Reds. He played 2 years at Arizona State, where he teamed in the outfield with Oddibe McDowell and Barry Bonds to lead the Sun Devils to a runner-up finish in the 1984 College World Series. Mike appeared in an episode of "The Young and the Restless" in 1993. He lives in Ruskin, FL with wife Michelle and children Marisa, Miann, Adianne, Bradley and Michael.



LENNY HARRIS - Bench Coach

Lenny Harris returned to the Reds organization in 2017 as the bench coach for the Rookie AZL Reds and will perform those duties again in 2018 for Class AA Pensacola. Lenny played for the Reds from 1988-1989 and again from 1994-1998. He was selected by the Reds in the fifth round of the June 1983 draft. Before joining the Reds' player development staff, Lenny spent the previous 5 seasons in the Marlins organization, working as third base coach in 2016 and parts of 2015. He also worked as the Marlins' assistant Major League hitting coach and coached on their Gulf Coast League team. Before joining the Marlins, Lenny spent 3 seasons in the Dodgers organization as a hitting coach at the minor league level. He began his Major League coaching career in 2008 as hitting coach for the Nationals after serving parts of 2 seasons as Washington's minor league field coordinator. Harris played 18 Major League seasons with the Reds, Dodgers, Mets, Rockies, Diamondbacks, Brewers, Cubs and Marlins. He ended his career as Major League Baseball's all-time pinch-hits leader with 212.



TYLER MOOS - Athletic Trainer, ATC

Tyler Moos is in his third season in the organization, all with the Blue Wahoos. In 2017 he was named by PBATS the Minor League Athletic Trainer of the Year for the Southern League. Tyler joined the Reds following 3 seasons in the Mariners organization as athletic trainer at Class A High Desert (2013-2014) and Class AAA Tacoma (2015). Prior to joining the Seattle organization, he completed summer internships with the Rays and Diamondbacks and a year-long internship with Villanova University as an athletic trainer for the baseball and football teams. He graduated in 2009 with a bachelor's degree from Hastings College and in 2011 with a master's degree from the University of Nebraska at Omaha. Tyler and his wife, Katie, reside in Fort Montgomery, NY.



JOSEPH MIRANDA - Strength & Conditioning Coach, M.S., CSCS, RSCC, FMS

Joseph Miranda is in his first season in the organization. He began his professional baseball career in 2014 with Colorado for 2 seasons served as a physical performance coach for the Rockies. Joseph spent the 2016 season as strength and conditioning coach for the Boston Red Sox and then in 2017 worked as a sports performance coach at Velocity Sports Club in Los Angeles. He played football at Maryville College and in 2011 graduated with a degree in physical education. Miranda then earned his master's degree in exercise science from George Washington University, where he worked as a graduate intern strength coach for 2 years. Joseph is certified by the National Strength & Conditioning Association as a Certified Strength & Conditioning Specialist (CSCS) and Registered Strength & Conditioning Coach (RSCC). He is also Functional Movement Screen (FMS) Level 1 certified. Joseph lives in Pasadena, CA.

Daytona (A)



RICKY GUTIERREZ - Manager

Ricky Gutierrez is in his first season as the manager of Class A Daytona. Last year, his first in the Reds' organization, he served as the Tortugas' bench coach. The former Orioles first-round draft pick was a career .266 hitter during 12 big league seasons with the Padres, Astros, Cubs, Indians, Mets and Red Sox. He was a member of the 2004 World Series champion Red Sox club. His first Major League hit came off the Pirates' Randy Tomlin on 4/14/93 in San Diego. Ricky connected off the Dodgers' Ramon Martinez for his first Major League home run on 6/10/93, also at Jack Murphy Stadium. Gutierrez' first Major League manager was current Reds bench coach Jim Riggleman. In a 6/26/1998 plate appearance against Cleveland's Bartolo Colon, Gutierrez, then with the Astros, struck out on the 20th pitch of the at-bat.



TOM BROWN - Pitching Coach

Tom Brown enters his 12th season in the organization, his third as pitching coach at Class A Daytona. He spent the 2014 and 2015 seasons as pitching coach for the players rehabbing in Goodyear, the 2007-2009 seasons as pitching coach for the Reds' advanced Class A team and the 2010-2013 seasons as Class AA pitching coach. Prior to joining the organization, he served as a pitching coach in Class AAA for Albuquerque (2006), Fresno (2005), Portland (2003-2004), Las Vegas (1999) and Oklahoma (1995-98). Brown began his professional coaching career in the Baltimore Orioles organization as pitching coach for Class AA Hagerstown (1988-90) and for the GCL Orioles (1981). He was a pitching coordinator in the Orioles' minor league organization for 5 years and a pitching coordinator in the Padres' system for 4 years. During his playing days, Brown pitched in both the Kansas City Royals and Seattle Mariners chains, appearing in 6 Major League games with Seattle in 1978. He attended Northeast Louisiana University - now University of Louisiana at Monroe, where in 1972 he led the nation with a 0.51 ERA. In 2014 ULM retired Brown's jersey number 8. Tom and his wife of 48 years, Sandy, reside in Venice, FL.



ALEX PELAEZ - Hitting Coach

Alex Pelaez is in his 10th season in the organization, his second as the hitting coach at high Class A Daytona. Prior to his time in Daytona, he spent 3 seasons as the hitting coach at Class AA Pensacola. From 2011-2013, Alex served as the hitting coach at Class A Dayton and in 2010 performed the same duties for Delino DeShields' Billings Mustangs. In 2009, his first season as a professional coach, he was the hitting instructor for the Rookie GCL Reds. Alex served as hitting coach for Team Mexico for the 2017 World Baseball Classic. A 1998 draft pick for San Diego, Pelaez went on to play 8 minor league seasons for the Padres, Angels and Reds. He made his Major League debut in 2002, appearing in 3 games for San Diego. The former infielder collected his first Major League hit on May 16, 2002 off the Mets' Al Leiter. Alex, 41, resides in Chula Vista, CA.



DESI RELAFORD - Bench Coach

Desi Relaford in 2018 begins his professional coaching career as the bench coach for Class A Daytona. One of the most versatile utility players in baseball during his 11-year Major League career, Desi appeared at every position except first base and catcher. He played for the Phillies (1996-2000), Padres (2000), Mets (2001), Mariners (2002), Royals (2003-04), Rockies (2005) and Rangers (2007). Relaford recorded his first big league hit in his Major League debut, when on 8/1/96 in the second game of a doubleheader against the Cardinals he singled off Andy Benes. He hit his first Major League homer off the Cardinals' John Fracatore on 4/26/99 at Veterans Stadium.



LARRY BENESE - Athletic Trainer, ATC, CSCS

Larry Benese is in his first season in the organization. In 1990 he began his baseball career as the head athletic trainer for the New York Mets' Gulf Coast League club, followed by stints with the organization's Kingsport (1991), Pittsfield (1992) and St. Lucie (1993-1995) affiliates. Larry was hired by Minnesota in 1996 and spent 22 seasons working for Twins minor league teams in Fort Myers (GCL from 1996-1998, FSL from 1999-2010), New Britain (2011-2012) and Rochester (2013-2017). He was named his league's Athletic Trainer of the Year 6 times and worked 4 minor league All-Star Games (FSL in 1994, 2001, 2003 & IL in 2017). Larry was the head athletic trainer for the Mesa Solar Sox during the 2006 and 2009 Arizona Fall League seasons and in 2009 worked for Team Australia in the World Baseball Classic. Larry lives in Cape Coral, FL.



ALEX PUSKARICH - Strength & Conditioning Coach, CSCS, USAW, FMS

Alex Puskarich is in his second year in the organization, his first with Class A Daytona. He spent the 2017 season at Rookie Billings. Alex is a graduate of Arizona State University, a Certified Strength and Conditioning Specialist (CSCS) through the National Strength and Conditioning Association and a Sports Performance Coach (USAW) through USA Weightlifting. Prior to joining the Reds, Alex worked as the strength and conditioning coordinator at Prospect Training Academy in Oak Creek, WI. He also worked as a performance coach at Foothills Acceleration and Sports Training in Peoria, AZ, where he conducted small group training for youth athletes. During his last semester at ASU, Alex completed an internship at Cressey Sports Performance in Hudson, MA, where he trained more than 100 athletes affiliated with Major League Baseball, colleges and high schools. Alex grew up in Madison, WI, where he played baseball and hockey at La Follette High School. He joined the U.S. Navy after high school and settled in Phoenix after his enlistment was completed. He currently is working toward an MBA in leadership from Grand Canyon University and an undergraduate degree in exercise and wellness from Arizona State.

Dayton (A)



LUIS BOLIVAR - Manager

Luis Bolivar is in his sixth season on the player development coaching staff, and his second as the manager at Class A Dayton. Following the 2017 season, Bolivar was named by *Baseball America* the best manager prospect in the Midwest League. Prior to his managerial duties, he spent 3 seasons as Dayton's hitting coach. In 2013, he served as the hitting coach for the Rookie AZL Reds. Bolivar played 11 professional seasons in the Padres, Reds and Braves systems. From 2002-2009, he appeared at every level in the Reds' minor league chain. On April 7, 2008 while with Chattanooga at Montgomery, Bolivar became only the 11th player in Southern League history to produce 6 hits in a game. He also played in the Venezuelan League. Bolivar finished his playing career in 2010 and currently lives in Vandalia, OH with wife Kelly, daughters Kamryn, Luisa and Zoey and son Enzo.



SETH ETHERTON - Pitching Coach

Seth Etherton is in his first season as the pitching coach at Class A Dayton, a position he held the previous 2 years at Rookie Billings. Before embarking on his professional coaching career in 2016, Etherton was the Angels' first-round draft pick in 1998 (18th overall) and went on to play in parts of 4 big league seasons with the Angels, Reds, A's and Royals. He also pitched in Korea and Venezuela before retiring in 2012. Etherton, 41, pitched at the University of Southern California. He lives in the Orange County, CA city of Dana Point with wife Summer and children Duke, Lila and Wade.


DARYLE WARD - Hitting Coach

Daryle Ward is in his third season as a professional coach, his second at Class A Dayton. In 2016, he served as the hitting coach for the Rookie level AZL Reds. The son of Major League All-Star Gary Ward, Daryle is a career .263 batter over 11 big league seasons with the Astros, Dodgers, Pirates, Nationals, Braves and Cubs. He belted a career high 20 home runs for Houston in 2000. Daryle, 42, was born in Los Angeles and currently resides in Riverside, CA.


KEVIN MAHAR - Bench Coach

Kevin Mahar is in his fifth season in the Reds organization, his second consecutive as Class A Dayton's bench coach. He returned to the Reds organization last year after working in private business in 2016. Kevin served as Class A Daytona's hitting coach in 2015, a role he also held for Rookie level Billings in 2013 and 2014. The former outfielder in the Texas and Philadelphia organizations played in parts of 6 professional seasons, including 7 games for the Major League Rangers in 2007. He collected his first big league hit on May 17, 2007 off Tampa Bay's Scott Kazmir. Mahar is a graduate of Indiana University and earned second-team All-Big Ten honors in 2004. He resides in Jasper, Indiana with wife Atalie and children Malik, Stella and Nash.


ANDREW CLEVES - Athletic Trainer, ATC

Andrew Cleves is in his sixth season with the organization, his third as athletic trainer for Class A Dayton (2015-2016). He spent the 2017 season working at Class A Daytona and also has been an athletic trainer for Reds affiliates at Rookie Billings (2014) and the Dominican Summer League (2013). In 2011, Andrew interned with the Major League club in Cincinnati. A graduate of Cincinnati Hills Christian Academy High School, in 2012 Cleves earned a bachelor's degree in athletic training from Xavier University. Andrew lives in Cincinnati with wife Amy and son Jacob.


TREY STRICKLAND - Strength & Conditioning Coach, M.S., CSCS

Trey Strickland is in his fourth season with the organization, his second consecutive as strength and conditioning coach for Class A Dayton. He was the strength and conditioning assistant for the Major League club in 2015 and strength and conditioning coach for Rookie Billings in 2016. Prior to working in professional baseball, Strickland coached baseball and strength and conditioning for the Darton State College Cavaliers in Albany, GA. Trey received his bachelor's degree in exercise and sport science from the University of Georgia in 2013 and his master's degree in sport and fitness management from Troy University in 2015. He lives in Carrollton, GA.

Billings (Rookie)

RAY MARTINEZ - Manager

Ray Martinez is in his eighth season in the organization, his fourth as a manager and his third as skipper at Rookie Billings. His previous positions in the system include stints as hitting coach at Rookie AZL Reds (2011), Billings (2012) and Class A Bakersfield (2013-2014) and as manager at AZL Reds (2015). Martinez, who came up in the California Angels organization, played in parts of 18 professional seasons with the Florida, Cleveland, Montreal, New York Mets, Pittsburgh and San Diego organizations. A veteran of more than 1,500 minor league games, Martinez, 49, resides in Irvine, CA.



BRYAN LAHAIR - Hitting Coach

Bryan LaHair is in his first season as a professional coach. The 2012 National League All-Star played in parts of 3 big league seasons with the Mariners (2008) and Cubs (2011-2012). Selected by Seattle in the 39th round of the June 2002 first-year player draft, he was named Mariners Minor League Most Valuable Player in 2006. In 2011, he was named MVP of the Pacific Coast League and received the Joe Bowman Award after leading all minor league players in home runs. In 2007 he played for Team USA in the Olympic qualifying tournament. LaHair made his Major League debut for Seattle on July 18, 2008 vs Cle and collected his first career hit 3 days later vs Bos, a single off Daisuke Matsuzaka. The Worcester, MA native amassed 164 home runs and a .288 batting average over 1,081 career minor league games. In 2013, Bryan played for the Fukuoka Soft Bank Hawks in the Japan Pacific League.



JOSH HOBSON - Athletic Trainer, M.S., ATC

Josh Hobson is in his second season as a full-time athletic trainer in the organization, his first at Rookie Billings. In 2015, he completed an internship at Rookie Billings and in 2016 held a seasonal position at the Reds' Dominican Republic training complex before holding a full-time position there in 2017. Josh graduated in 2015 from the University of Evansville with a bachelor's degree in athletic training and in 2016 from the University of Akron with a master's degree in sports administration. He resides in Springfield, IL.



BRANDON BLASCAK - Athletic Trainer, ATC

Brandon Blascaak is in his first season in the organization, his third in baseball. He worked as an intern for Cleveland in 2016 and for the Indians' Class AA Akron affiliate in 2017. In March 2017, the native of Elyria, OH graduated from Baldwin-Wallace University with degrees in both athletic training and exercise science. Brandon is a member of the National Athletic Trainers Association (NATA). He and fiancée Taylor live in Phoenix, AZ.



JUSTIN BUCKO - Strength & Conditioning Coach, M.S., SCCC, CSCS, USAW, FMS

Justin Bucko is in his second season in the organization, his first at Rookie Billings. Following an internship in the Olympic sports department at the University of Maryland, he worked for the AZL Reds in 2017. Justin played 4 years of football at the University of Wisconsin-Platteville, where he completed his bachelor of science degree in physical education-health promotion, then became the head strength and conditioning coach of Milwaukee Lutheran High School before taking an internship with the University of Wisconsin. Following that internship with the Badgers, he began a 2-year stint volunteering at Georgetown University while he obtained his master of science degree in exercise science-sports performance training from Concordia of Chicago. Justin resides in Madison, WI with his wife, Marie.

AZL Reds (Rookie)

JOSE MIGUEL NIEVES - Manager

Jose Nieves is in his 10th season in the organization, his fifth as the manager at Goodyear for the Rookie AZL Reds. His managerial stints included stops at the Venezuelan Summer League (2009-2010), AZL Reds (2011-2012, 2016) and Class A Dayton (2013-2015). In addition to his managing duties in Venezuela, he also worked there as the scouting supervisor (2009) and as field coordinator for the Reds Academy (2010). From 1998-2002, Nieves appeared in 212 Major League games as an infielder with the Cubs and Angels. Nieves, 42, resides in Buckeye, AZ.


ELMER DESSENS - Pitching Coach

Elmer Dessens is in his sixth season in the organization, all as pitching coach for the Rookie AZL Reds. His 2016 staff ranked second in the Arizona League with a 3.46 ERA. Elmer pitched in parts of 14 Major League seasons with the Pirates, Reds, Diamondbacks, Dodgers, Royals, Brewers, Rockies, Braves and Mets. He signed with the Pirates as an amateur free agent in 1993. In his Major League debut on June 24, 1996, he started against Hall of Famer Pedro Martinez in Montreal. Dessens went 28-27, 3.94 in 3 seasons as a member of the Reds' staff, including an 11-5 season in 2000, a 200-innings season in 2001 and a year in which he posted an impressive 3.03 ERA in 178 innings in 2002. He appeared in 1 game for the Dodgers in the 2004 NLDS against the Cardinals. Elmer pitched in the Mexican League and Japanese League and appeared in the 2006 World Baseball Classic as a member of Team Mexico. He finished his playing career in 2010 and currently resides in Hermosillo, Mexico.


TODD TAKAYOSHI - Hitting Coach

Todd Takayoshi is in his third season in the organization and his second as the hitting coach at Goodyear. In 2016, he served as the hitting coach at Rookie Billings after spending the previous 3 years as the assistant hitting coordinator for the Los Angeles Dodgers. Prior to his tenure with the Dodgers, Takayoshi spent 11 years as a coach in the Angels' organization, where he was the club's roving hitting coordinator from 2007-2012 while serving in a dual role in 2011 as the Angels' field coordinator. A 2-time minor league batting champion, Takayoshi was a left-handed hitting catcher who spent 4 years in the Angels' minor league system from 1993-96 and 2 more seasons with Reno in the independent Western League from 1997-98. Todd, 47, lives in Spanaway, WA.


DONALD LUTZ - Bench Coach

Donald Lutz is in his first season as a professional coach. The former Reds outfielder/first baseman appeared in 63 Major League games from 2013-14. He was born in Watertown, NY but moved to Germany at the age of 1 and played for that country's national team. Donald is a dual citizen of the United States and Germany. He signed with the Reds in July 2007 and spent most of his professional career in the Cincinnati organization. Lutz made his Major League debut on April 29, 2013 and collected his first big league hit less than a week later on May 5 at Wrigley Field, a single off Shawn Camp. Donald's lone Major League home run came off Mil's Wily Peralta on May 12, 2013, a 3-run shot that propelled the Reds to a 5-1 win at Great American Ball Park. His Major League career ended soon after "Tommy John" surgery on his right elbow, but he most recently played professionally in 2017 for the Brisbane Bandits of the Australian League.


JAMES BALDWIN - Rehabilitation Coach

James Baldwin is in his third season in the organization, all as rehabilitation coach at the Goodyear facility. He pitched in the Major Leagues for 11 seasons from 1995-2005 for the White Sox, Dodgers, Mariners, Twins, Mets, Orioles and Rangers. Baldwin was an American League All-Star in 2000 and finished that season with a 14-7 record. He also made his lone Postseason appearance in 2000, when for Chicago he started Game 3 of the AL Division Series and pitched 6.0 strong innings in the 2-1 loss at Seattle (3h, 1r, 3bb, 2k). Baldwin, 46, lives in Pinehurst, NC.



CLETE SIGWART - Athletic Trainer, ATC

Clete Sigwart is in his ninth season in the organization, his seventh with the Arizona League Reds. He previously worked in Goodyear (2010, 2013), Class A Bakersfield (2011) and Rookie Billings (2012). He was voted by his peers the Athletic Trainer of the Year in 1997 in the Florida State League, in 2011 in the California League and in 2013 both the Arizona League and Minor League Athletic Trainer of the Year. In September 2012, Clete worked with Team Germany during the 2013 World Baseball Classic's qualifying round and worked with Team Venezuela in the March 2017 WBC. In 2014, Clete served on the medical staff for the U.S. team at the SiriusXM All-Star Futures Game in Minneapolis and for the second straight year worked for Bravos de Margarita in the Venezuelan Winter League. In 2017 he worked for Lacey in the Dominican Winter League. Before joining the Reds, Sigwart spent 10 seasons in the Phillies' minor league system and in 1999 worked for Aguilas in the Venezuelan Winter League. In 1992, he also worked for the Sacramento Attack of the Arena Football League. A graduate of Ponderosa High School in Shingle Springs, CA, Sigwart earned a bachelor's degree in physical education from California State University, Sacramento. Clete lives in Litchfield Park, AZ with his wife, Tacie, and daughter, Haley. Their son, Blake, served 4 years in the U.S. Air Force.



COLE DURHAM - Strength & Conditioning Coach, CSCS

Cole Durham is in his second season in the organization, his first with the AZL Reds. He worked for Class AAA Louisville in 2017 and spent the previous 4 years (2013-2016) as an assistant strength and conditioning coach for the Pittsburgh Pirates organization working in Bradenton, FL with their Gulf Coast League and Florida State League teams along with rehabilitating players. He also worked Major League spring training camp. Prior to his baseball career, Durham was a strength and conditioning intern for Texas Tech University (2006-2007), a strength and conditioning specialist for Central Texas Tennis Academy (2007-2011) and a strength and conditioning graduate assistant at Texas State University (2011-2013). He graduated from Texas Tech in 2006 with a bachelor's degree in exercise and sports science with a minor in health and from Texas State in 2013 with a master's degree in physical education with specialization in exercise and sports science. Cole resides in Lockhart, TX.

Greenville Reds (Rookie)



TRAVIS "GOOKIE" DAWKINS - Manager

Gookie Dawkins is in his fourth season in the organization, his first as a manager. Last year, he was manager Pat Kelly's hitting coach at Class AA Pensacola. Following the 2017 regular season, Gookie performed hitting coach duties in the prestigious Arizona Fall League for Scottsdale. Prior to 2017, he worked as hitting coach for the Class A Daytona Tortugas (2016) and the AZL Reds (2015). Following a 15-year professional playing career, Dawkins in 2015 returned to the organization that selected him in the second round of the June 1997 draft. He spent time playing in the minor league systems of the Reds, Dodgers, Royals, Cubs, Tigers, Pirates, Mariners, Phillies, White Sox and Marlins. He also played in parts of 4 Major League seasons with Cincinnati (1999, 2000, 2002) and Kansas City (2003). He won a gold medal while playing for Team USA in the 2000 Sydney Olympics, a tournament capped by a 4-0 upset of perennial champion Cuba. Travis, 38, resides in Newberry, SC.



CHAD CORDERO - Pitching Coach

Chad Cordero is in his second season with the organization, his first in the role of pitching coach. Last year, Chad was the bullpen coach for Rookie Billings. The 2005 Roloids Relief Man of the Year pitched in 7 big league seasons for the Expos, Nationals and Mariners. He was Montreal's first-round pick in the June 2003 draft and collected 128 career saves. Cordero led the Majors with 47 saves in 2005, the same year he made his only All-Star appearance. Chad pitched for Team USA in the inaugural World Baseball Classic in March 2006.



DARRYL BRINKLEY - Hitting Coach

Darryl Brinkley is in his third season in the organization and will serve as hitting coach in the Reds' first year at new Appalachian League affiliate Greenville. Last year, he served as Class AAA Louisville's bench coach. Darryl joined the Reds' player development system in 2016 as hitting coach for the Dominican Summer League team following a stint as hitting coach for the Dodgers' Pioneer League affiliate Ogden Raptors. He began his coaching career in 2010 as the manager of the Yuma Scorpions of the Golden Baseball League and also has served as a hitting coach for 4 years in the Mexican League and for 5 seasons in the Mexican Winter League. Darryl signed with the Padres in 1995 after graduating from Sacred Heart University. He played 16 seasons professionally, including 6 minor league seasons with the Padres, Pirates and Orioles and 9 seasons in the independent leagues, where he was named by *Baseball America* the Independent League Player of the Year in 2007 after becoming the first player to ever bat .400 in the Northern League. As a player he spent 5 seasons in the Mexican Winter League playing for Cualiacan, Mazatlan, Mexicali and Los Mochis and in 2018 was inducted into the Caribbean Series Hall of Fame. Darryl resides in Norwalk, CT with wife Gail and son Darryl Jr..


REGGIE WILLIAMS - Bench Coach

Reggie Williams joins the player development staff as bench coach for the Reds' new Appalachian League affiliate in Greeneville. He worked in the Brewers organization from 2009-2016, first as baserunning and outfield coordinator and then as a coach for Class A Brevard County and Rookie-level Helena. Prior to his time with the Brewers, Reggie spent 13 seasons as the vice president of community relations with the Class AAA Memphis Redbirds (1997-2009). While with the Redbirds, he also worked as a radio/TV broadcaster. From 1991-1997, Reggie was a teacher and a principal in the Memphis City School District. Selected by the Dodgers in the 13th round of the 1982 draft, Williams spent 4 seasons in the Major Leagues with Los Angeles (1985-87) and Cleveland (1988). He amassed a .259 batting average in 200 career games. Reggie continued his playing career in the minor leagues with the Pirates in 1989 and the Rangers in 1990. He received his master's degree in teaching from the University of Memphis in 1994 and 3 years later earned a second master's degree in school supervision and administration. As an undergraduate at Southern University in 1982, he earned the Presidential Scholarship Award for the highest grade point average in the athletic department (3.45).


RYAN ROSS - Athletic Trainer, M.S., ATC, CSCS

Ryan Ross is in his second season with the organization, his third in professional baseball. He spent the 2016 season working in the Los Angeles Angels' player development system and in 2017 was assigned to the Reds' Rookie Billings affiliate. Before working in professional baseball, Ross served as the primary athletic trainer for the baseball and women's soccer programs at St. John's University and in 2013 worked for the NFL's New York Jets as a season-long intern. Ross earned his bachelor and master's degrees from Seton Hall University. He is a native and resident of Brick, NJ.


BLAINE TAYLOR - Strength & Conditioning Coach, MA, CSCS, USAW, FMS

Blaine Taylor is in his first season in the organization following a stint as the assistant strength and conditioning coach at Santa Clara University. He played baseball at Fresno Pacific University, where he majored in kinesiology: exercise science. While completing graduate studies in exercise science at FPU, Blain interned for the Arizona Diamondbacks' Class A affiliate, followed by an internship in strength and conditioning at Pepperdine University. More recently, he worked a variety of sports at Biola University before he took the position at Santa Clara University. Blaine was born and raised in California and currently resides in San Jose.

Dominican Summer League (Rookie)

JUAN PERALTA - Latin America Academy Director

Juan Peralta, in his 15th season with the organization, has been promoted to Latin America Academy Director. As the long-time director of the Reds' academy in the Dominican Republic, under his supervision the organization produced Major Leaguers Johnny Cueto and Juan Francisco. Juan is responsible for the day-to-day administration of the Dominican Academy complex, but he also has served roles as a scouting supervisor and in player development in Latin America. He is on the board of directors of the Jose Bautista Foundation, which helps young Dominican baseball players earn sport scholarships to American universities. A graduate of Troy State University USA, where he received a baseball scholarship, Juan lives in Santo Domingo, DR with wife Veronica and children Sebastian, 10, and Miranda, 5.


CRISTOBAL RODRIGUEZ - Manager

Cristobal Rodriguez is in his seventh season on the coaching staff and in 2018 will serve as manager of the Dominican Summer League Reds. Signed by the Reds in 2007, he advanced to Class A and played 2 seasons in the independent league. Cristobal is single and lives in the Dominican Republic.



JOSE CASTRO - Coach

Jose Castro returns to the Reds' Dominican Republic Academy as a coach. He was manager of the DSL Reds from 2014-2016 and infield coach in 2017. Castro was drafted by the Blue Jays in the 16th round of the June 2004 amateur draft and then was drafted again the next year in the 32nd round by the Mets. He spent 3 professional seasons in New York's system before he was traded to the Reds for Jeff Conine in 2007 and from 2007-2011 played for parts of 5 seasons in Cincinnati's organization. He spent his last professional season, in 2012, playing for the White Sox' Class AAA Charlotte affiliate. Overall, in 8 professional seasons Castro hit .258 in 707 games. Jose, 31, is from Caguas, PR.



LUIS ANDUJAR - Pitching Coach

Luis Andujar is in his seventh season as a pitching coach in the organization. The righthanded pitcher played in the Major Leagues for the White Sox in 1995 and for the Blue Jays in 1997. Luis lives in the Dominican Republic with wife Fiodaliza and children Lorena, 18, Larissa, 15, and Luis Jr., 13.



LUIS MONTANO - Pitching Coach

Luis Montano is in his seventh season as a pitching coach of one of the Reds' Dominican Summer League teams. He was signed by the Reds in 2003 and advanced to Class AA. He has 4 children, Laisha, 18, Nayeli, 16, Joshua, 9 and Milan Jose, 5 months.



EDWARD BENS - Scout / Coach

Edward Bens is in his eighth season as a coach in the organization. His primary duties include overseeing instruction of catchers at the Reds' Dominican Republic Academy. Additionally, he assists with scouting coverage in and around Boca Chica. Bens signed as an amateur free agent with the Dodgers in 2007 and played for 3 seasons before joining the Reds' player development department 2010. He lives in San Cristobal, DR and has 1-year-old twin sons, Lean and Ean.



LUIS TERRERO - Hitting Coach

Luis Terrero is in his second season as hitting coach in the Reds' player development department. Originally signed by the Diamondbacks organization as an amateur free agent in 1998, the former Reds farmhand spent 19 seasons in professional baseball. Terrero made his Major League debut in 2003 with Arizona and played parts of 5 seasons for the Diamondbacks (2003-2005), Baltimore Orioles (2006) and Chicago White Sox (2007). The outfielder also played 17 seasons in the Caribbean winter leagues and spent 1 year in Japan's NPB. He lives in Santo Domingo, DR with wife Marisol and children Gabriella, Luis Enrique Jr., Jesus Gabriel and Benjamin.



JEFY SIERRA - Coach

Jeffry Sierra enters his fourth season as a coach in the organization. In addition to his on-field duties, Sierra oversees video operations at the Reds' Dominican Republic Academy. Sierra signed with the Reds as an amateur free agent in 2007 and progressed to Class A Dayton as an infielder before converting to a pitcher in his final professional season in 2014. Sierra lives in San Cristobal, DR with wife Rossi and son Jeffy.



LUIS SATURRIA - Bench Coach

Luis Saturria is in his 10th season in the organization. After working the previous 4 seasons as a manager in the Dominican Summer League, he'll serve as bench coach for the DSL Reds in 2018. The former outfielder was signed by the Cardinals in 1994 and played in the Major Leagues in 2001 and 2002. He also played 1 year in an independent league in Long Island. He lives in the Dominican Republic with wife Cristina and children Luis Arturo Jr., 19, Luis Michael, 15, and Luis Exevier, 10.



WADE HEBRINK - Athletic Trainer, ATC

Wade Hebrink is in his second season in the organization, both working for the DSL Reds. The Lake Mills, IA native earned his bachelor's degree in athletic training from the University of Northern Iowa in 2014. While at UNI, he completed a summer internship with the Cleveland Indians in Goodyear, working primarily with the Arizona League Indians. After graduating from UNI, Hebrink served as a graduate assistant athletic trainer at Syracuse University working primarily with the football and men's lacrosse teams. In May 2016, he earned his master's degree in exercise science from Syracuse University. Hebrink holds certifications in CPR/AED, SASTM, Dry Needling, and Blood Flow Restriction rehabilitation.



ARIC QUINNEY - Athletic Trainer, ATC

Aric Quinney is in his first season in the organization. He previously worked with the football and basketball teams at Vanderbilt University (2014-2015), with the football and baseball teams at Stanford University (2015-2016) and with the NFL's Tennessee Titans (2016-2017). The Gresham, WI native received his bachelor's degree in exercise science with a minor in health from the University of Wisconsin-Superior, where he played baseball, and his master's degree in athletic training from the University of Idaho. Aric played for Team Wisconsin in the North American Indigenous Games in Victoria, British Columbia, Canada. He lives in Nashville, TN.



EDUARDO GARCIA - Strength & Conditioning Coach, CPT

Eduardo Garcia is in his fourth season as a strength and conditioning coach in the organization. He is a personal trainer certified through the NCSF with athletic training certification from the University Federico Henríquez Carvajal. Eduardo currently is pursuing his bachelor's degree in the studies of modern language. He resides in Santo Domingo, DR with his wife, Kirsy Sencion, and 3-year-old son Erick David.



RAFAEL HERNANDEZ - Strength & Conditioning Coach, USAW


Rafael Hernandez is in his sixth season in the organization, all as a strength and conditioning coach in the Dominican Republic for the organization's baseball academy and Rookie Dominican Summer League teams. In 2015, he earned his degree in physiotherapy from UFHC University of Santo Domingo. Rafael holds CrossFit L1 certification as well as Level 1 Sports Performance certification through the USAW. He resides in Santo Domingo, DR with wife Martha and daughter Manuela, 4.

PLAYER DEVELOPMENT COORDINATORS & ROVING INSTRUCTORS



BILL DORAN - Field Coordinator

Bill Doran is in his fifth season as the organization's player development field coordinator after spending the previous 5 seasons as the assistant field coordinator. In 2008, he served as the infield/baserunning coordinator. During the 2006 and 2007 seasons he was manager Buddy Bell's bench coach with the Kansas City Royals. After a brief stint as the hitting coach at Class A Tampa (Yankees), Doran joined the Royals' Major League staff in June 2005 as first base coach/infielders coach. From 1995-2001, the former second baseman spent time in the Reds organization working as a minor league instructor (1995-99), minor league field coordinator (1999), director of player development (1999-2000) and special assistant to the general manager (2000). He served as the Reds' first base coach during the 2001 season. Doran hit .266 during his 12-year big league career with the Astros (1982-1990), Reds (1990-92) and Brewers (1993) and was a member of the Reds' 1990 World Series championship team. In 1991 he was selected as the first recipient of the Good Guy Award by the local chapter of the BBWAA. Bill is a graduate of Cincinnati's Mt. Healthy High School and played baseball at the esteemed Miami University in Oxford. He resides in Cincinnati.



TONY FOSSAS - Pitching Coordinator

Tony Fossas begins his 10th season in the organization and his third as minor league pitching coordinator. He spent the 2015 season as pitching coach at Class A Daytona and the 5 years before that as the pitching coach at Class A Dayton. He served in that capacity for the Dragons from 2009-2011 before spending the 2012 campaign as the pitching coach at Rookie Billings. Prior to joining the Reds organization, Fossas spent 5 seasons as the pitching coach at Florida Atlantic University. The former southpaw hurler enjoyed a 21-year professional career, including 10 seasons at the big league level with the Rangers, Brewers, Red Sox, Cardinals, Mariners, Cubs and Yankees. In his Major League debut on May 15, 1988, he coaxed George Brett into a bases-loaded inning-ending double play with his first big league pitch. Known as "The Mechanic," Fossas appeared in the 1996 NLCS as a member of the St. Louis Cardinals. Tony, 60, resides in Plantation, FL.



MILT THOMPSON - Hitting Coordinator

Milt Thompson returns for his second season in the Reds organization after spending the previous 4 years working in the Kansas City system. From 2013-2016, he served as the Royals' outfield, bunting and baserunning coordinator while also holding down the hitting coach duties in 2014 at Class A Wilmington. Thompson was the Astros' minor league outfield and baserunning instructor from 2011-2012. From 2005-2010, Milt was on the Major League staff in Philadelphia and while there won a World Series with the Phillies in 2008. Thompson served as a coach for the Phillies' Class AA affiliate in Reading from 1998-1999 and as the organization's minor league outfield/baserunning coordinator from 2001-2003. Thompson played 18 professional seasons, including parts of 13 years in the big leagues (1984-1996). He was Atlanta's second-round pick in the June 1979 draft. Milt hit .313 for the Phillies in the 1993 World Series and set a franchise record with 5 RBI in Game 4.



DARREN BRAGG - Outfield / Quality Control

Darren Bragg is in his 12th season in the organization, his 10th as outfield coordinator. In 2018 he dropped baserunning instructor from his title and added quality control. From In 2007 and 2008 he served as the hitting coach at Class A Dayton. A Connecticut native, Bragg enjoyed a 14-year professional playing career that included parts of 11 seasons in the Major Leagues with Seattle (1994-96), Boston (1996-98), St. Louis (1999), Colorado (2000), New York Mets (2001), New York Yankees (2001), Atlanta (2003), San Diego (2004) and Cincinnati (2004). He attended Georgia Tech and in 2002 was inducted into that university's Hall of Fame. In 1989 he set an NCAA record with 73 walks and in both 1990 and 1991 earned All-ACC honors. He also played for Team USA in the 1990 Goodwill Games.



DELINO DeSHIELDS - Bunting / Baserunning

Delino DeShields is in his 10th season in the organization, his first as roving bunting and baserunning instructor. He spent the 2015-2017 seasons managing at Class AAA Louisville. In 2010, he was the skipper at Rookie Billings, where he served as the hitting coach in 2009. In 2011 and 2012 he managed the Class A Dayton Dragons. In 2013 and 2014, he managed Class AA Pensacola in the Southern League before his 3-year run as the skipper at Louisville. DeShields enjoyed a 13-year big league career with the Expos, Dodgers, Cardinals, Orioles and Cubs. He was the first-round draft pick for the Expos in 1987 and made his Major League debut with Montreal in 1990. That year he finished second in the National League Rookie of the Year voting. DeShields finished his big league career with a .268 batting average. His 463 career stolen bases still rank him in MLB's top 50 all-time.


CORKY MILLER - Catching Instructor

After a 17-year professional playing career, Corky Miller is in his fourth season as a roving catching instructor in the Reds' minor league system. The previous 3 seasons, in addition to his roving duties he worked as Class A Dayton's catching coach. Miller played in parts of 11 Major League seasons with the Reds, Twins, Red Sox, Braves and White Sox. He also played in 10 seasons for Class AAA Louisville, a franchise record. Miller is Louisville's all-time leader with 548 games played and 99 doubles. Following the 2000 season he was voted the "player you want most in your clubhouse" and the "player who will make the best future manager" in a USA Today Baseball Weekly poll of his Southern League peers. In a 2003 poll of International League managers, Miller was named the league's best defensive catcher. In 2013, at age 37, Corky became the oldest Reds player to start a game at catcher since 37-year-old Bob Scheffing in 1951. On August 31, 2014 at Louisville Slugger Field, the Bats retired #8, the first uniform number retired by the Louisville franchise.


JOEL NOBOA - Latin America Field / Hitting Coordinator

Joel Noboa is in his 13th season in the organization. He began his coaching career with the Reds as Dominican Republic field coordinator and also managed for 2 seasons in the Dominican Summer League. In 2011, he was named Latin America field coordinator/Latin liaison, overseeing the Dominican Republic and Venezuelan player development operations. Joel also travels to our minor league affiliates and works with the Latin players in the hitting and mental aspects of the game. He has been the hitting coach for Tigres Del Licey in the Dominican Winter League. Noboa spent 4 seasons in the Diamondbacks' organization after signing in 1997 but also played in the Red Sox and Expos' systems. He lives in Santo Domingo with wife Sorange, daughters Nashla, 10, and Ashley, 6, and son Joel Isaac, 2.

MEDICAL, STRENGTH & CONDITIONING AND PHYSICAL THERAPY STAFF

RICHARD STARK - Director of Minor League Medical Administration, MA, ATC

Richard Stark is in his 26th season in professional baseball, his 13th in the organization and his second as Director of Minor League Medical Administration. After working for the Milwaukee Brewers and San Francisco Giants, he joined the Reds in 2006 as medical coordinator. Stark was voted by his peers the California League Athletic Trainer of the Year in 1995 and the Minor League Coordinator of the Year in 2010 and 2011. In March 2013 and March 2017, Stark worked in the World Baseball Classic as head athletic trainer for Team Dominican Republic, the 2013 WBC champion, and in 2015 served as an athletic trainer for the SiriusXM All-Star Futures Game at Great American Ball Park. A 1982 graduate of Lincoln High School in Stockton, CA, he earned a bachelor's degree in physical education and athletic training from California State University, Sacramento (1987) and a master's degree in biomechanics and athletic training from the University of the Pacific (1997). Richard lives in Gilbert, AZ with his wife Allison, daughter Savanna and son Jax.


PATRICK SERBUS - Director of Athletic Training, M.Ed., ATC, CSCS

Patrick Serbus is in his 18th season in professional baseball, his ninth with the Reds and his second as Director of Athletic Training. He spent the previous 4 seasons as the player development athletic trainer coordinator, and from 2010-2012 he was the organization's medical administrator. Serbus also worked for the Arizona Diamondbacks, San Francisco Giants and Detroit Tigers, with experience at every level of minor league baseball. Serbus maintains a dual credential as a Certified Athletic Trainer (1998) and Certified Strength and Conditioning Specialist (2000). He holds a master's degree in exercise physiology from Texas State University (2000) and a bachelor's degree in athletic training from Illinois State University (1998). A graduate of Rich East High School in Park Forest, IL, Patrick lives in Peoria, AZ with wife Sara and sons Mason, Nolan and Colson.


BRAD EPSTEIN - Director of Physical Therapy/Rehab, PT, DPT, ATC

Brad Epstein is in his ninth season in the organization, his second as Director Physical Therapy/Rehab. He spent the 2010-2016 seasons as physical therapist/rehabilitation coordinator. Before joining the Reds, in 2009 Brad worked as a physical therapist at New York SportsMed and at Physical Therapy in New York City. He also completed internships with the New York Jets, Cleveland Indians and Toronto Blue Jays. A 2001 graduate of Watkins Mill High School in Gaithersburg, Maryland, in 2005 Epstein received a bachelor's degree in athletic training and pre-physical therapy from Baldwin-Wallace University and in 2009 he earned a doctorate of physical therapy from Columbia University. Brad and his wife, Randi, live in Litchfield Park, AZ with their 5-year-old son, Parker Reid.


MORGAN GREGORY - Strength & Conditioning Coordinator, M.S., RSCC, PES

Morgan Gregory is in his sixth season in the organization, his first as strength and conditioning coordinator. He spent the 2016 and 2017 seasons as the assistant strength and conditioning coordinator working mainly with rehabilitation players and with the Latin American Academy. Morgan spent his first 3 seasons with the Reds as strength and conditioning coach at Class A Dayton (2013-2014) and at Class A Daytona (2015). In 2014, Morgan earned his master's degree in performance enhancement and injury prevention from California University of Pennsylvania and in 2011 graduated from Carson-Newman College with a bachelor's degree in exercise science. He resides in Goodyear, AZ.



ALEX SORIA - Assistant Strength & Conditioning Coordinator, Latin America, M.S., CSCS

Alex Soria is in his first season in the organization, his fourth in professional baseball. He began his career in 2015 with the Atlanta Braves, working for their Gulf Coast League team for 2 seasons before splitting the 2017 campaign between the GCL club and Class A Rome. In 2010 Alex received his bachelor's degree from Cal State-Fullerton in kinesiology with an emphasis in fitness and health promotion, then 2 years later earned his master's degree in kinesiology from CSF with an emphasis in strength and conditioning. Before he began his baseball career, Alex worked as a volunteer assistant strength and conditioning coach at Cal State-Fullerton, a cross country & track strength and conditioning coach at Troy High School, a physical therapist aide and a personal trainer. He grew up in Chino Hills, CA and currently resides in Rancho Cucamonga, CA.



NATE TAMARGO - Assistant Strength & Conditioning Coordinator, Rehab, M.S., RSCC

Nate Tamargo is in his 10th season in professional baseball, his fifth with the organization and his first assistant strength and conditioning coordinator for rehab. He spent the 2016 and 2017 seasons as strength and conditioning coach at Class AA Pensacola. His previous stops with the Reds include Rookie Billings (2014) and Class A Dayton (2015) after working in the Dodgers and Rockies organizations. He received his bachelor's degree in exercise science from Georgia Southwestern University in 2006 and his master's in sports medicine from Armstrong Atlantic University in 2013. He is a Registered Strength and Conditioning Coach (RSCC) through the National Strength and Conditioning Association (NSCA). Nate resides in Goodyear, AZ.



MARCUS AHRENS - Physical Therapist, PT, DPT, CMPT, CSCS

Marcus Ahrens is in his second season with the organization. Prior to joining the Reds, he worked as a physical therapist and clinical director at PHLEX NYC in New York City. Ahrens recently completed his certification in manual physical therapy. He earned his doctorate in physical therapy in 2013 from Columbia University and a bachelor's degree in integrative physiology, with a minor in psychology, in 2009 from the University of Iowa. Marcus was born and raised in Iowa City, IA and lives in Phoenix, AZ with his wife, Erin.



JOSH BICKEL - Physical Therapist, PT, DPT, OCS, SCS

Josh Bickel is in his second season in the organization after working in the Phoenix area as a physical therapist. In 2014, he completed the Proaxis Therapy Sports Residency in Greenville, SC and became licensed as a Sports Certified Specialist (SCS). Following residency, Josh completed the ATI Physical Therapy Upper Extremity Athlete Fellowship program and spent the 2016 season with the Kansas City Royals at their spring training facility in Surprise. During his first season with the Reds he became licensed as an Orthopedic Certified Specialist (OCS). A graduate of La Cueva High School in Albuquerque, NM, in 2008 he received his bachelor's degree in biology from Concordia University-Irvine and in 2013 his doctorate in physical therapy from Midwestern University. Josh and his wife, Cathleen, live in Glendale, AZ.



CHARLES LEDDON - Director of Sports Science Initiatives, PhD, ATC, CSCS

Charles Leddon is in his 12th season with the Reds, his third as the Director of Sports Science Initiatives. He was the athletic trainer at Rookie Billings from 2007-2010, at Class AA Carolina in 2011 and at Class AA Pensacola from 2012-2015. Prior to taking his current position, he served as the Sports Medicine Research Director at the prestigious Andrews Research and Education Foundation. Before joining the Reds, Charles worked in the New York Mets, Boston Red Sox and Kansas City Royals minor league systems. Leddon was voted the Athletic Trainer of the Year 4 times (Southern League 2013, Pioneer League 2009 & 2010, Texas League 2003) and served as the athletic trainer for the 1992 NCAA College World Series champion Pepperdine Waves, 1996 Florida State League champion Port St. Lucie Mets and 2004 Arizona Fall League champion Phoenix Desert Dogs. A graduate of Rancho High School in Las Vegas, Leddon graduated from Pepperdine with a bachelor's degree in sports medicine and received a master's degree in biomechanics as well as a doctorate in sports medicine from Oregon State University. He lives in Phoenix, AZ with wife Kimberlee and sons Jonah and Sawyer.



FRANK PFISTER - Mental Skills Coach

Frank Pfister was hired in November 2015 for the newly-created position of mental skills coach. An infielder and catcher, he played 5 seasons in the Reds' minor league system from 2008-2012, followed by 2 more years in the independent Frontier League. After his team won the Frontier League championship in 2013, Pfister retired as a player and accepted a position with the Reds as an intern in baseball operations, where he worked in the front office and at Rookie Billings in 2014. He then worked part-time as a consultant assisting Reds minor league players with the development of mental skills. Before being drafted by the Reds in 2008, Pfister earned his bachelor's degree in philosophy with a minor in music at Emory University. He earned Emory's Award for outstanding athletic performance in a team-based sport in 2008, was named MVP of the 2007 South Regional tournament, was a 3-time All-Conference third baseman and conference MVP in 2008 and still holds Emory's all-time record for most hits in a season. Pfister lives in Los Angeles.



2018 NOTES



REDS MINOR LEAGUE AFFILIATES THROUGH THE YEARS

AAA (1946 - present)

Louisville Bats --- 2000-present
 Indianapolis Indians --- 1993-99
 Nashville Sounds --- 1987-92
 Denver Zephyrs --- 1985-86
 Wichita Aeros --- 1984
 Indianapolis Indians --- 1968-83
 Buffalo Bisons --- 1966-67
 San Diego Padres --- 1962-65
 Indianapolis Indians --- 1961
 Havana Sugar Kings --- 1955-60
 Tulsa Oilers --- 1954
 None --- 1951-53
 Syracuse Chiefs --- 1946-50

AA (1927 - present)

Pensacola Blue Wahoos --- 2012-present
 Carolina Mudcats --- 2009-11
 Chattanooga Lookouts --- 1988-2008
 Vermont Reds --- 1984-87
 Waterbury Reds --- 1980-83
 Nashville Sounds --- 1978-79
 Three Rivers Eagles --- 1971-77
 Asheville Tourists --- 1968-70
 Knoxville Smokies --- 1965-67
 Macon Peaches --- 1963-64
 None --- 1961-62
 Nashville Vols --- 1955-60
 None --- 1954
 Tulsa Oilers --- 1948-53
 None --- 1946-47
 Syracuse Chiefs --- 1941-45
 Indianapolis Indians --- 1939-41
 Syracuse Chiefs --- 1937-38
 Toronto Maple Leafs --- 1934-36
 None --- 1932-33
 Columbus Red Birds --- 1931
 Columbus Senators --- 1927-30

A (1933 - present)

Daytona Tortugas --- 2015-present
 Bakersfield Blaze --- 2011-2014
 Dayton Dragons --- 2000-present
 Lynchburg Hillcats --- 2010
 Sarasota Reds --- 2005-09
 Potomac Cannons --- 2003-04
 Stockton Ports --- 2002
 Mudville Nine --- 2001
 Clinton LumberKings --- 1999-2000
 Rockford Reds --- 1999
 Burlington Bees --- 1997-98
 Charleston Wheelers --- 1990-98
 Winston-Salem Spirits --- 1993-96
 Cedar Rapids Reds --- 1980-92
 Greensboro Hornets --- 1988-89
 Tampa Tarpons --- 1963-87
 Eugene Emeralds --- 1975-83
 Greensboro Hornets --- 1979
 Shelby Reds --- 1978
 Seattle Rainiers --- 1973-74
 Sioux Falls Packers --- 1971, 1966-69
 Peninsula Grays --- 1964-66
 Cedar Rapids Red Raiders --- 1963-64
 Rocky Mount Leafs --- 1963

Macon Peaches --- 1962
 Columbia Reds --- 1960-61
 Savannah Redlegs --- 1956-59
 Albuquerque Dukes --- 1958
 Columbia Reds --- 1946-55
 Charleston Senators --- 1949-51
 None --- 1940-45
 Albany Senators --- 1938-39
 Waterloo Red Hawks --- 1937
 None --- 1935-36
 Topeka Senators --- 1933-34

Rookie (1967 - present)

Greenville Reds --- 2018
 Arizona League Reds --- 2010-present
 Billings Mustangs --- 1974-present
 Gulf Coast Reds --- 1999-2009
 Princeton Reds --- 1991-96
 Gulf Coast Reds --- 1984-90
 Melbourne Reds --- 1972
 Gulf Coast Reds --- 1968-73
 Wytheville Reds --- 1967

A1 (1936-45)

Birmingham Barons --- 1939-45
 None --- 1938
 Nashville Volunteers --- 1936-37

B (1933-62)

Rocky Mount Leafs --- 1962
 Topeka Reds --- 1960-61
 Topeka Hawks --- 1959
 Wenatchee Chiefs --- 1958
 Clovis Redlegs --- 1957
 Port Arthur/Temple Redlegs --- 1957
 High Point-T'ville Hi-Toms --- 1954-56
 Sunbury Redlegs --- 1955
 Col Heights-Petersburg Colts --- 1954
 Burlington Flints --- 1952-53
 Salisbury Reds --- 1952
 None --- 1950-51
 Sunbury Reds --- 1948-49
 Providence Chiefs --- 1947
 None --- 1943-46
 Columbia Reds --- 1938-42
 Durham Bulls --- 1936-40
 Waterloo Red Hawks --- 1938-39
 Peoria Reds --- 1937
 Macon Peaches --- 1936
 Decatur Commodores --- 1935
 Wilmington Pirates --- 1934-35
 Rock Island Islanders --- 1933

C (1934-59)

Visalia Redlegs --- 1957-59
 Wausau Lumberjacks --- 1956-57
 Duluth Dukes --- 1954-55
 M'ville-Alcoa/Morristown Twins --- 1954
 Rockford Rox --- 1947-49
 Tyler Trojans --- 1947-49
 Ogden Reds --- 1946-55
 Raleigh Capitals --- 1945
 None --- 1943-44
 Ogden Reds --- 1939-42

Riverside Reds --- 1941
 Tucson Cowboys --- 1940-41
 Erie Sailors --- 1939
 Helena Seaporters --- 1939
 Muskogee Reds --- 1937-39
 El Dorado Lions --- 1935-39
 Bartlesville Reds --- 1934-35
 Beckley Black Knights --- 1934

D (1932-62)

Tampa Tarpons --- 1961-62
 Geneva Redlegs --- 1958-62
 Palatka Redlegs --- 1957-60
 Graceville Oilers --- 1957-58
 Douglas Reds --- 1956
 Moultrie Reds --- 1956
 W. Palm Beach Sun Chiefs --- 1956
 Fort Walton Beach Jets --- 1955
 Douglas Trojans --- 1954-55
 Fitzgerald Redlegs --- 1954
 Fitzgerald Pioneers --- 1953
 Jackson Generals --- 1953
 Lawton Reds --- 1952-53
 Dublin Green Sox --- 1952
 Mattoon Indians --- 1952
 Welch Miners --- 1951
 Wilmington Pirates --- 1950
 Ballinger Cats --- 1948
 Lockport Reds --- 1947-50
 Muncie Reds --- 1947-50
 Middletown Rockets --- 1946
 Lima Reds --- 1945
 None --- 1943-44
 Cordele Reds --- 1941-42
 Wichita Falls Spudders --- 1941
 Troy Trojans --- 1940
 Lenoir Reds --- 1940
 Bassett Furnituremakers --- 1939-40
 Rogers Reds --- 1938
 Union City Greyhounds --- 1938
 Bisbee Bees --- 1937
 DeLand Reds --- 1936-37
 Fremont Reds --- 1936-37
 Monahans Trojans --- 1937
 Paducah Indians --- 1936
 Cordele Reds --- 1936
 Lincoln Red Links --- 1936
 Lake Charles Skippers --- 1935
 Union City Greyhounds --- 1935
 Monessen Reds --- 1935
 Jeannette Reds --- 1934
 None --- 1933
 Cedar Rapids Bunnies --- 1932

Open

Seattle Rainiers --- 1956-57

No Class

Modesto Reds --- 1934-36, 1928-29



RHP/SS Hunter Greene

2017 FIRST-ROUND DRAFT PICK

The Reds selected **RHP/SS Hunter Greene (6-3, 195)** from Notre Dame High School in Sherman Oaks, CA with the team's first pick (2nd overall) of the 2017 first-year player draft.

Greene, in his career at Notre Dame High School posted a 1.62 ERA over 121.1 innings pitched while striking out 30 percent of the batters he faced. As a senior, he was 3-0 with a 0.75 ERA over 5 appearances, collecting 43 strikeouts with just 4 walks over 28.0 innings pitched. At the plate, he hit .324 with 6 home runs, 28 RBI, 6 doubles, 2 triples, 23 runs scored, a .374 on-base percentage and a .598 slugging percentage.

In 2017, Greene was ranked the No. 1 draft prospect by both MLB.com's Top 200 Draft Prospects and Baseball America's Top 200 MLB Draft Prospects.

2017 First-Year Player Draft Selections

Rd	Player	Pos.	B-T	Age	Ht.	Wt.	DOB	School (Hometown)
1	Hunter Greene	RHP	R-R	17	6-3	195	8/6/99	Notre Dame High School (Stevenson Ranch, CA)
1A	Jeter Downs	SS	R-R	18	5-11	180	7/27/98	Monsignor Edward Pace High School (Miami, FL)
2	Stuart Fairchild	CF	R-R	21	5-11	195	3/17/96	Wake Forest University (Seattle, WA)
3	Jacob Heatherly	LHP	L-L	19	6-2	215	5/20/98	Cullman High School (Cullman, AL)
4	Mitchell (Cash) Case	SS	L-R	18	6-1	200	5/12/99	The First Academy (Mount Dora, FL)
5	Joseph Sceroler	RHP	R-R	22	6-4	205	4/9/95	Southeastern Louisiana University (Denham Springs, LA)
6	Tyler Buffett	RHP	R-R	22	6-1	195	5/22/95	Oklahoma State University (Albuquerque, NM)
7	Mark Kolozsvary	C	R-R	21	5-8	180	9/4/95	University of Florida (Tavares, FL)
8	Connor Ryan	RHP	R-R	22	6-1	180	11/20/94	University of Illinois - Chicago (Homer Glen, IL)
9	Patrick Naughton	LHP	R-L	21	6-1	190	4/16/96	Virginia Tech University (West Roxbury, MA)
10	Robert Howell	RHP	R-R	21	6-4	220	8/18/95	University of Central Florida (Orlando, FL)
11	Jared Solomon	RHP	R-R	20	6-2	180	6/10/97	Lackawanna College (Millville, PA)
12	Frank (Tommy) Mace	RHP	R-R	18	6-7	200	11/11/98	Sunlake High School (Tampa, FL)
13	Ricky Karcher	RHP	R-R	19	6-4	195	9/18/97	Walters State Community College (Saline, MI)
14	Brody Wofford	RF	L-R	20	6-2	210	9/17/96	Chipola Junior College (Rome, GA)
15	Nate Scantlin	CF	L-R	18	6-1	180	2/17/99	Rose Hills High School (Derby, KS)
16	Ryan Nutf	RHP	L-R	21	6-3	195	11/2/95	University of Michigan (Longwood, FL)
17	Jeffery Harding	RHP	R-R	20	5-9	180	7/21/96	Chipola Junior College (Cambridge, MD)
18	John Ghyzel	RHP	R-R	21	6-5	200	5/18/96	University of Rochester (Centreville, VA)
19	Seth Lonsway	LHP	L-L	18	6-1	190	10/7/98	Celina High School (Celina, OH)
20	Blake Wiggins	3B	R-R	21	6-1	205	3/1/96	College of Southern Nevada (Little Rock, AR)
21	Christian Lindsay-Young	RHP	R-R	21	6-5	210	5/19/96	Niagara County Community College (Angola, NY)
22	Justin Bellinger	1B	L-L	21	6-6	235	8/8/95	Duke University (Weston, MA)
23	Adrian Chacon	RHP	R-R	22	6-0	200	3/8/95	University of Tampa (Tampa, FL)
24	Anderson DeLeon	RHP	R-R	20	5-7	150	9/27/96	Iowa Central Community College (Brooklyn, NY)
25	Robert (Doug) Norman	RHP	R-R	21	6-4	215	10/20/95	Louisiana State University (Fort Mill, SC)
26	Tyler Brown	RHP	R-R	18	6-4	220	10/2/98	Olentangy Orange High School (Lewis Center, OH)
27	Clayton Fisher	SS	R-R	21	6-1	175	3/31/96	University of California - Santa Barbara (La Quinta, CA)
28	Harrison Rutkowski	LHP	R-L	18	6-3	225	4/22/99	Woodbridge High School (Fords, NJ)
29	Anthony (A.J.) Bumpass	LF	L-R	21	6-2	195	5/30/96	University of Cincinnati (Rougemont, NC)
30	Garrett Schoenle	LHP	L-L	18	6-4	190	6/21/98	Northrop High School (Fort Wayne, IN)
31	Dondrae Bremner	2B	L-R	18	6-2	180	4/3/99	Bill Crothers Secondary School (Scarborough, ONT, Canada)
32	Michael Bono	RHP	R-R	20	6-2	190	11/3/96	Santa Clara University (Clovis, CA)
33	Brady McConnell	SS	R-R	19	6-2	175	5/24/98	Merritt Island High School (Merritt Island, FL)
34	Roosevelt (R.J.) Barnes	CF	R-R	18	5-11	185	6/9/99	Sycamore High School (Cincinnati, OH)
35	Stephen Keller	RHP	S-R	19	6-2	210	11/19/97	Hargrave High School (Huffman, TX)
36	Logan Chapman	RHP	L-R	18	6-3	180	9/23/98	Easley High School (Easley, SC)
37	Robert Tournon	RHP	R-R	18	6-2	175	8/26/98	Gulliver Prep School (Miami, FL)
38	Tyler Littlefield	SS	R-R	18	5-10	170	7/25/98	St. John Bosco High School (Long Beach, CA)
39	Zachary Gahagan	3B	R-R	21	6-1	195	8/3/95	University of North Carolina (Fletcher, NC)
40	Ian Jenkins	RF	R-R	19	6-0	206	4/28/98	Collins Hill High School (Lawrenceville, GA)

Players in red did not sign

SHELDON "CHIEF" BENDER AWARD REDS MINOR LEAGUE PLAYER OF THE YEAR

2017..... Nick Senzel, 3B	2011..... Billy Hamilton, SS	2005..... Chris Denorfia, OF
2016..... Aristides Aquino, OF	2010..... Devin Mesoraco, C	2004..... Richie Gardner, RHP
2015..... Tyler Mahle, RHP	2009..... Chris Heisey, OF	2003..... Stephen Smitherman, OF
2014..... Ben Lively, RHP	2008..... Chris Valaika, SS	2002..... Brandon Larson, 3B
2013..... Seth Mejias-Brean, 3B	2007..... Jay Bruce, OF	2001..... Adam Dunn, OF
2012..... Billy Hamilton, SS	2006..... Homer Bailey, RHP	2000..... Austin Kearns, OF

REDS ALL-TIME NO. 1 DRAFT SELECTIONS

JUNE DRAFT

Year	Player (overall pick)	Position
1965	Bernie Carbo (16)	3B
1966	Gary Nolan (13)	RHP
1967	Wayne Simpson (8)	RHP
1968	Tim Grant (13)	RHP
1969	Don Gullett (14)	LHP
1970	Gary Polcynski (15)	SS
1971	Mike Miley (24)	SS
1972	Larry Payne (7)	RHP
1973	Brad Kessler (22)	OF
1974	Steve Reed (23)	RHP
1975	Tony Moretto (22)	OF
1976	Mark King (23)	RHP
1977	Tad Vegner (24)	3B
1978	Nick Esasky (17)	OF
1979	Dan LaMar (20)	C
1980	Ron Robinson (19)	RHP
1981	Lanell Culver (42, 2nd round)	OF
1982	Scott Jones (22)	LHP
1983	Kurt Stillwell (2)	SS
1984	Pat Pacillo (5)	RHP
1985	Barry Larkin (4)	SS
1986	Scott Scudder (17)	RHP
1987	Jack Armstrong (18)	RHP
1988	Jeff Branson (45, 2nd round)	INF
1989	Scott Bryant (20)	OF
1990	Dan Wilson (7)	C
1991	Pokey Reese (20)	SS
1992	Chad Mottola (5)	OF
1993	Pat Watkins (32, 2nd round)	OF
1994	C. J. Nitkowski (9)	LHP
1995	Brett Tomko (54, 2nd round)	RHP
1996	John Oliver (25)	OF
1997	Brandon Larson (14)	INF
1998	Austin Kearns (7)	OF
1999	Ty Howington (14)	LHP
2000	David Espinosa (23)	SS
2001	Jeremy Sowers (20)	LHP
2002	Chris Gruler (3)	RHP
2003	Ryan Wagner (14)	RHP
2004	Homer Bailey (7)	RHP
2005	Jay Bruce (12)	OF
2006	Drew Stubbs (8)	OF
2007	Devin Mesoraco (15)	C
2008	Yonder Alonso (7)	1B
2009	Mike Leake (8)	RHP
2010	Yasmani Grandal (12)	C
2011	Robert Stephenson (27)	RHP
2012	Nick Travieso (14)	RHP
2013	Phillip Ervin (27)	CF
2014	Nick Howard (19)	RHP
2015	Tyler Stephenson (11)	C
2016	Nick Senzel (2)	3B
2017	Hunter Greene (2)	RHP

JUNE DRAFT - SECONDARY PHASE

Year	Player	Position
1966	John Dow	OF
1967	Frank Duffy	SS
1968	Mel Behney	LHP
1969	John Grubb	OF
1970	Pat Osburn	LHP
1971	Darrell Devitt	RHP
1972	No Selection	

1973	Gary Lucas	LHP
1974	Mike Gatlin	INF
1975	Marshall Burk	SS/RHP
1976	Bruce Berenyi	RHP
1977	Bob Potts	OF
1978	Brad Lesley	RHP
1979	Larry Mikesell	LHP
1980	Kevin Maroney	OF
1981	Don Long	SS
1982	Kal Daniels	OF
1983	Rob Dibble	RHP
1984	No Selection	
1985	Jeff Forney	OF
1986	Greg Lonigro	SS

JANUARY DRAFT

Year	Player	Position
1966	No Selection	
1967	Marvin Branscomb	OF
1968	Donald Shrum	RHP
1969	John Jackson	RHP
1970	Dale Harrington	RHP
1971	Eddie Tobin	OF
1972	Greg Sinatro	SS/3B
1973	Gary Lucas	LHP
1974	Mike Armstrong	RHP
1975	Jim Slaughter	C
1976	Rod Patterson	RHP
1977	Gregg Lorenz	LHP
1978	Brad Lesley	RHP
1979	Kevin Waller	OF/3B
1980	Mark Bowden	LHP
1981	Dan Durst	RHP
1982	Orsino Hill	OF
1983	Ted Langdon	RHP
1984	Dusty Rogers	LHP
1985	Scott Willis	RHP
1986	Ron Wenrich	1B

JANUARY DRAFT - SECONDARY PHASE

Year	Player	Position
1966	Dan McGinn	LHP
1967	David Speas	INF
1968	Charles West	OF
1969	Ross Grimsley	LHP
1970	Harold Wall	RHP
1971	Gayling Pabst	SS/OF
1972	Tom Hume	RHP
1973	Jeff Chandler	LHP
1974	James Diventi	RHP
1975	Larry Pekarcik	RHP
1976	Duane Walker	OF/LHP
1977	Bill Scherrer	LHP
1978	Wayne Guinn	RHP
1979	Bill Bordley	LHP
1980	Scott Meier	C
1981	Rob Murphy	LHP
1982	Rickhi Carter	OF
1983	Tracy Jones	OF
1984	Fred Carter	OF
1985	Tom Powers	RHP
1986	Richard Parker	C



2017 MINOR LEAGUE AWARD WINNERS

LOUISVILLE - AAA

TRIPLE-A ALL-STAR GAME

RHP Kevin Shackelford
OF Jesse Winker

PENSACOLA - AA

SOUTHERN LEAGUE ALL-STAR GAME

RHP Ariel Hernandez
RHP Deck McGuire
RHP Geoff Broussard
RHP Jimmy Herget
RHP Tyler Mahle
C Joe Hudson
INF Josh VanMeter
OF Gabby Guerrero

DAYTONA - A

FLORIDA STATE LEAGUE ALL-STAR GAME

RHP Tanner Rainey
INF Gavin LaValley
C Chris Okey
INF Shed Long
INF Nick Senzel

FLORIDA STATE LEAGUE ALL-STAR GAME MVP

INF Gavin LaValley

DAYTON - A

MIDWEST LEAGUE ALL-STAR GAME

RHP Aaron Fossas
RHP Scott Moss
RHP Tony Santillan
LHP Wennington Romero
DH Michael Beltre
OF TJ Friedl

MIDWEST LEAGUE POST-SEASON ALL-STAR

OF Jose Siri

BILLINGS - R

PIONEER LEAGUE ALL-STAR

C Hendrik Clementina

AZL REDS - R

ARIZONA LEAGUE ALL-STAR

None

BASEBALL AMERICA'S 2018 TOP 10 REDS PROSPECTS

Table with 2 columns: Rank, Position. Lists top 10 prospects like Nick Senzel (3B), Hunter Greene (RHP), Taylor Trammell (OF), etc.

2018 BEST TOOLS SURVEY, REDS SYSTEM

Table with 2 columns: Best Tool, Player. Lists tools like Hitter for Average (Nick Senzel), Power Hitter (Jose Siri), etc.

2018 BEST TOOLS SURVEY BY LEAGUE

Table with 2 columns: League, Tool, Player. Lists best tools by league like NL's Best Hitter (Joey Votto), etc.

2017 REDS MINOR LEAGUE AWARDS

Player of the Year, Bender Award Nick Senzel, INF
Pitcher of the Year Tyler Mahle, RHP
Hitter of the Year Jose Siri, OF
Community Service Aaron Fossas, RHP

2017 REDS MINOR LEAGUE PLAYERS OF THE MONTH

Table with 3 columns: Month, Player, Pitcher. Lists monthly winners like Gavin LaValley (April), Shed Long (May), etc.

2017 MINOR LEAGUE LEADERS

BATTING AVERAGE

Andy Sugilio.....	BIL.....	345
Nick Senzel.....	PNS/DBT.....	321
Mariel Bautista.....	AZL.....	320
Stuart Fairchild.....	BIL.....	304
Alejo Lopez.....	BIL.....	300
Jose Siri.....	DAY.....	293
Luis Gonzalez.....	DBT/DAY.....	283
Taylor Trammell.....	DAY.....	281
Shed Long.....	PNS/DBT.....	281
Leandro Santana.....	BIL.....	280

HOME RUNS

Jose Siri.....	DAY.....	24
Gavin LaValley.....	PNS/DBT.....	18
Aristides Aquino.....	PNS.....	17
Brandon Dixon.....	LOU.....	16
Shed Long.....	PNS/DBT.....	16

RBI

Gavin LaValley.....	PNS/DBT.....	79
Taylor Trammell.....	DAY.....	77
Jose Siri.....	DAY.....	76
Nick Senzel.....	PNS/DBT.....	65
Brandon Dixon.....	LOU.....	64

STOLEN BASES

Jose Siri.....	DAY.....	46
Taylor Trammell.....	DAY.....	41
Brantley Bell.....	DBT/DAY.....	29
Phillip Ervin.....	LOU.....	23
Daniel Sweet.....	DBT.....	22

ERA

Tyler Mahle.....	LOU/PNS.....	2.06
Austin Ross.....	LOU/PNS.....	2.48
Jose Lopez.....	PNS/DBT.....	2.57
Deck McGuire.....	PNS.....	2.79
Tony Santillan.....	DAY.....	3.38
Scott Moss.....	DAY.....	3.45
Jesus Reyes.....	PNS/DBT.....	3.60
Ty Boyles.....	DBT/DAY.....	4.06
Keury Mella.....	PNS.....	4.30
Tyler Mondile.....	BIL.....	4.35

WINS

Scott Moss.....	DAY.....	13
Austin Ross.....	LOU/PNS.....	11
Ty Boyles.....	DBT/DAY.....	10
Tyler Mahle.....	LOU/PNS.....	10
4 others tied.....		9

SAVES

Jimmy Herget.....	LOU/PNS.....	25
Tanner Rainey.....	PNS/DBT.....	13
Kevin Shackelford.....	LOU.....	12
Joel Kuhnel.....	DAY.....	11
Zack Weiss.....	PNS/DBT.....	10

STRIKEOUTS

Deck McGuire.....	PNS.....	170
Scott Moss.....	DAY.....	156
Jose Lopez.....	PNS/DBT.....	143
Tyler Mahle.....	LOU/PNS.....	138
Tony Santillan.....	DAY.....	128

2017 REDS MINOR LEAGUE AFFILIATE STANDINGS

Club	1st Half		2nd Half		Overall	
	W-L	Place	W-L	Place	W-L	Pct.
Louisville - AAA	56-86	4th	-	-	56-86	.394
Pensacola - AA	40-30	1st	34-36	T-3rd	74-66	.529
Daytona - A	33-32	3rd	20-48	6th	53-80	.398
Dayton - A	41-29	2nd	30-40	6th	71-69	.507
Billings - R	18-19	2nd	18-20	3rd	36-39	.480
AZL Reds - R	11-16	3rd	11-17	4th	22-33	.400
DSL Reds - R	41-30	T-2nd	-	-	41-30	.577
DSL Rojas - R	30-40	5th	-	-	30-40	.429
Totals					383-443	.464

2017 NL ORGANIZATIONAL STANDINGS

1. Los Angeles	469-366	.562
2. St. Louis	440-381	.536
3. Philadelphia	442-391	.531
4. Chicago	418-411	.504
5. Pittsburgh	411-410	.501
6. Arizona	455-454	.501
7. Colorado	388-393	.497
8. Milwaukee	372-381	.494
9. Miami	368-380	.492
10. San Diego	402-418	.490
11. New York	438-459	.488
12. Cincinnati	383-443	.464
12. San Francisco	348-411	.458
13. Washington	342-417	.451
14. Atlanta	336-410	.450
15. Miami	321-430	.427

Louisville Bats (AAA)
OF Sebastian Elizalde received the Mary E. Barney Award as Louisville's Most Valuable Player.

Player	AVG	G	AB	R	H	2B	3B	HR	RBI	BB	SO	SB	E
Amaral, Beau	.220	53	168	24	37	7	1	0	12	18	40	3	0
Blandino, Alex	.270	63	196	29	53	14	1	6	20	32	37	1	11
Boulware, Garrett	.143	5	14	1	2	0	0	0	0	0	4	0	0
Brantly, Rob	.298	46	168	21	50	6	1	5	16	9	25	3	1
Dixon, Brandon	.264	124	440	58	116	31	3	16	64	37	125	18	26
Duarte, Jose	.259	7	27	1	7	0	0	0	5	0	7	0	1
Elizalde, Sebastian	.277	134	506	39	140	15	6	8	60	35	70	4	11
Ervin, Phillip	.256	99	363	46	93	20	2	7	40	37	83	23	5
Goeddel, Tyler	.277	55	191	23	53	9	2	1	15	19	40	7	0
Herrera, Dilson	.264	68	239	31	63	9	1	7	42	15	61	2	7
Hunter, Cedric	.300	14	40	5	12	4	0	1	4	1	8	0	0
Iribarren, Hernan	.285	91	340	40	97	17	2	4	32	24	43	2	8
Jagielo, Eric	.161	42	118	8	19	4	0	0	6	15	30	0	2
Mejias-Brean, Seth	.262	16	61	6	16	1	0	0	1	3	9	0	0
Mesoraco, Devin	.143	2	7	1	1	0	0	1	4	3	4	0	0
Nieto, Adrian	.204	27	93	7	19	3	0	0	6	5	17	0	3
O'Brien, Peter	.200	5	20	4	4	2	0	1	2	4	6	0	0
Ovalle, Gabriel	.000	5	12	0	0	0	0	0	1	0	0	0	0
Perez, Juan	.300	22	80	9	24	5	1	4	8	12	18	6	5
Renda, Tony	.260	51	181	16	47	7	1	1	19	12	18	2	11
Schebler, Scott	.333	3	9	1	3	1	0	0	1	2	1	0	1
Sweeney, Darnell	.281	81	324	48	91	18	3	7	29	35	76	11	11
Turner, Stuart	.237	15	59	2	14	0	0	0	3	3	14	0	0
Van Slyke, Scott	.146	15	48	5	7	3	0	1	3	7	12	2	1
Veras, Josciel	.000	1	2	0	0	0	0	0	0	1	1	0	0
Vincej, Zach	.270	110	378	36	102	21	4	3	38	28	49	4	9
Walker, Adam Brett	.207	25	92	11	19	4	1	3	15	7	34	1	3
Wallach, Chad	.226	64	226	28	51	12	0	9	18	13	62	1	3
Walters, Zach	.174	11	46	3	8	3	0	0	2	1	14	0	1
Winker, Jesse	.314	85	299	33	94	22	0	2	41	38	46	2	1
Team Total	.259	142	4831	541	1253	238	30	87	510	419	995	92	136

Pitcher	W-L	ERA	G	GS	CG	SHO	SV	IP	H	R	ER	BB	SO
Adleman, Tim	0-1	2.57	1	1	0	0	0	7.0	5	2	2	1	6
Amaral, Beau	0-0	9.00	1	0	0	0	0	1.0	2	1	1	0	0
Astin, Barrett	3-4	6.10	26	3	0	0	0	48.2	71	38	33	22	44
Bailey, Homer	1-0	3.18	1	1	0	0	0	5.2	7	2	2	2	6
Bautista, Wendolyn	0-2	14.90	4	3	0	0	0	9.2	25	18	16	3	5
Bonilla, Lisalberto	3-4	3.59	18	8	0	0	2	62.2	61	31	25	23	59
Brice, Austin	1-2	3.80	15	0	0	0	1	21.1	23	10	9	9	21
Broussard, Geoff	0-0	4.91	4	0	0	0	0	7.1	7	4	4	1	9
Buchanan, Jake	0-0	6.75	2	0	0	0	0	2.2	4	2	2	1	4
Chacin, Alejandro	0-3	2.60	44	0	0	0	1	69.1	63	26	20	27	63
Christiani, Nick	0-0	9.00	12	0	0	0	0	15.0	19	16	15	22	16
Cingrani, Tony	0-0	0.00	2	0	0	0	0	2.0	0	0	0	2	1
Coleman, Louis	2-1	2.21	25	0	0	0	2	36.2	28	10	9	16	44
Davis, Rookie	4-4	4.77	11	11	1	0	0	60.1	68	34	32	13	54
De Paula, Rafael	0-0	0.00	2	0	0	0	0	2.0	1	0	0	1	2
Farrell, Luke	1-2	9.82	4	3	0	0	0	14.2	14	16	16	11	18
Finnegan, Brandon	0-0	7.20	1	1	0	0	0	5.0	4	4	4	2	5
Garrett, Amir	2-4	5.72	14	14	1	1	0	67.2	79	50	43	24	61
Guillon, Ismael	1-4	5.20	27	3	0	0	0	53.2	57	35	31	35	55
Herget, Jimmy	3-1	3.06	28	0	0	0	9	32.1	30	11	11	9	28
Hernandez, Ariel	1-2	5.29	15	0	0	0	0	17.0	14	10	10	19	19
Iribarren, Hernan	1-1	2.57	10	0	0	0	0	14.0	17	6	4	5	1
Luetge, Lucas	1-2	4.55	20	0	0	0	0	27.2	34	17	14	9	30
Mahle, Tyler	3-4	2.73	10	10	0	0	0	59.1	52	24	18	13	51
Mazzaro, Vin	0-2	24.92	2	2	0	0	0	4.1	13	13	12	3	3
McMyne, Kyle	4-1	6.75	41	1	0	0	1	62.2	76	54	47	40	42
Mitchell, Evan	2-4	4.85	25	0	0	0	1	39.0	58	29	21	12	28
Ogando, Nefi	0-0	4.15	4	0	0	0	0	4.1	4	2	2	1	4
Reed, Cody	4-9	3.55	21	20	0	0	0	106.1	105	49	42	61	102
Romano, Sal	1-4	3.47	10	10	1	0	0	49.1	49	26	19	17	32
Ross, Austin	2-2	4.91	5	4	0	0	0	25.2	30	14	14	6	12
Routt, Nick	2-5	7.57	21	3	0	0	0	35.2	54	34	30	15	23
Shackelford, Kevin	3-1	1.53	35	0	0	0	12	47.0	33	11	8	18	61
Stephens, Jackson	7-10	4.92	26	25	1	1	0	139.0	156	85	76	51	110
Stephenson, Robert	1-2	3.79	8	7	0	0	0	40.1	27	17	17	13	45
Tapia, Domingo	0-1	4.76	3	1	0	0	0	5.2	9	4	3	1	4
Wojciechowski, Asher	2-0	2.05	8	5	0	0	0	30.2	24	8	7	8	35
Wooten, Rob	1-3	6.94	6	6	0	0	0	23.1	34	18	18	5	26
Team Total	56-86	4.56	142	142	4	6	29	1256.0	1357	731	636	521	1129

Pensacola Blue Wahoos (AA)

The Pensacola Blue Wahoos and Chattanooga Lookouts were declared 2017 Southern League co-champions. Because of Hurricane Irma, the SL championship series between the South Division champion Blue Wahoos and North Division champion Lookouts was canceled. **RHP Tyler Mahle** threw a perfect game at Mobile on 4/22/17. It was the Southern League's first 9-inning perfect game since August 1970. Pensacola for the second straight season won the Southern League's Community Service Award. Vice President of Operations **Donna Kirby** received the SL's Woman of Excellence Award, **Tyler Moos** was SL Athletic Trainer of the Year and for the fifth consecutive season **Ray Sayre** was SL Groundskeeper of the Year.

Player	AVG	G	AB	R	H	2B	3B	HR	RBI	BB	SO	SB	E
Alcantara, Arismendy	.164	17	61	9	10	3	3	0	8	7	19	0	1
Aquino, Aristides	.216	131	459	54	99	20	6	17	56	39	145	9	8
Blandino, Alex	.259	62	197	31	51	22	0	6	31	32	49	3	3
Boulware, Garrett	.000	1	2	0	0	0	0	0	0	0	1	0	0
Chavez, Alberti	.141	33	64	3	9	2	0	0	5	7	26	0	2
Duarte, Jose	.200	3	5	0	1	0	0	0	0	0	3	0	0
Goeddel, Tyler	.243	62	214	30	52	15	1	5	21	33	44	9	0
Guerrero, Gabriel	.273	132	501	61	137	24	4	7	50	34	103	3	3
Gumbs, Angelo	.231	54	147	18	34	5	2	1	7	15	32	3	2
Hudson, Joe	.171	75	217	14	37	15	0	1	16	29	50	0	2
Jagielo, Eric	.230	61	191	19	44	8	0	5	19	30	53	0	2
Landry, Leon	.198	46	106	11	21	3	2	0	3	4	24	2	0
LaValley, Gavin	.251	67	247	24	62	16	0	3	34	19	67	0	2
Long, Shed	.227	42	141	13	32	6	2	3	14	19	31	3	3
Longhi, Nick	.316	7	19	2	6	1	0	1	7	3	5	0	0
Medina, Reydel	.182	10	22	1	4	0	0	1	3	0	10	0	0
Mesoraco, Devin	.170	13	47	4	8	1	0	1	3	6	10	0	1
Nieto, Adrian	.250	41	124	11	31	4	2	3	15	9	39	0	4
O'Grady, Brian	.166	66	169	23	28	4	2	7	21	34	59	7	2
Reynoso, Jonathan	.282	27	71	13	20	3	0	2	8	6	15	6	0
Senzel, Nick	.340	57	209	40	71	14	1	10	34	26	43	5	4
Sparks, Taylor	.129	18	62	8	8	2	0	2	4	9	21	0	1
Trahan, Blake	.222	136	455	55	101	18	0	2	27	52	82	12	9
Tromp, Chad	.204	36	113	6	23	4	0	0	10	14	15	1	1
VanMeter, Josh	.255	132	475	45	121	29	1	5	54	53	100	15	17
Team Total	.229	140	4485	502	1029	222	26	82	462	485	1116	78	77

Pitcher	W-L	ERA	G	GS	CG	SHO	SV	IP	H	R	ER	BB	SO
Bailey, Homer	1-0	0.00	1	1	0	0	0	5.0	3	0	0	1	5
Bernardino, Brennan	2-4	4.46	38	0	0	0	0	40.1	42	22	20	19	42
Brice, Austin	1-0	0.00	3	0	0	0	0	3.0	1	0	0	1	3
Broussard, Geoff	4-2	3.20	41	0	0	0	5	45.0	44	18	16	14	34
Castillo, Luis	4-4	2.58	14	14	1	0	0	80.1	68	24	23	13	81
Chavez, Alberti	0-0	27.00	1	0	0	0	0	1.0	2	3	3	2	0
Davis, Rookie	0-0	4.61	3	3	0	0	0	13.2	12	7	7	6	11
Ehret, Jake	0-1	9.14	19	0	0	0	1	21.2	33	22	22	17	15
Finnegan, Brandon	0-0	0.00	2	2	0	0	0	7.0	2	0	0	1	5
González, Carlos	2-5	4.04	26	0	0	0	5	35.2	31	17	16	16	26
Guillon, Ismael	1-2	2.25	13	0	0	0	1	16.0	18	7	4	11	21
Gumbs, Angelo	0-0	9.00	1	0	0	0	0	1.0	1	1	1	1	1
Herget, Jimmy	1-3	2.73	24	0	0	0	16	29.2	22	9	9	12	44
Hernandez, Ariel	2-0	2.18	24	0	0	0	1	33.0	18	8	8	20	39
Lopez, Jose	7-2	2.43	17	15	1	1	0	96.1	64	30	26	35	95
Mahle, Tyler	7-3	1.59	14	14	1	1	0	85.0	57	15	15	17	87
McGuire, Deck	9-9	2.79	28	27	0	0	0	168.0	125	58	52	57	170
McKirahan, Andrew	2-0	2.61	9	0	0	0	0	10.1	6	3	3	5	8
Mella, Keury	4-10	4.30	27	26	1	1	1	134.0	135	73	64	43	109
Ogando, Nefi	0-0	0.00	2	0	0	0	0	2.0	1	0	0	1	1
Portuondo, Carlos	0-0	54.00	1	0	0	0	0	0.2	3	5	4	0	0
Powers, Alex	1-4	4.30	34	1	0	0	1	60.2	66	32	29	27	85
Rainey, Tanner	1-1	1.59	14	0	0	0	4	17.0	8	4	3	11	27
Reyes, Jesus	2-4	3.31	10	10	0	0	0	51.2	55	19	19	20	44
Ross, Austin	9-0	1.87	18	18	0	0	0	101.1	86	23	21	31	68
Stock, Robert	8-2	2.98	25	0	0	0	0	45.1	39	16	15	21	36
Tapia, Domingo	4-6	4.03	35	9	0	0	1	82.2	93	37	37	25	81
Weiss, Zack	2-4	2.89	24	0	0	0	9	28.0	22	15	9	11	37
Team Total	74-66	3.14	140	140	4	13	45	1215.1	1057	468	424	438	1175

Daytona Tortugas (A)

3B Gavin LaValley was named the Florida State League All-Star Game MVP after belting a pair of 2-run homers to lead the North Division team to a 5-2 win over the South in Lake Buena Vista, FL. **2B Shed Long** went 2-for-2 with 2 runs scored in the All-Star game. For the second consecutive year, Daytona won the Florida State League's Esurance Home Field Advantage Award for community support.

Player	AVG	G	AB	R	H	2B	3B	HR	RBI	BB	SO	SB	E
Bell, Brantley	.223	62	215	13	48	6	0	1	21	9	51	14	6
Boulware, Garrett	.269	52	182	12	49	10	0	1	16	10	38	0	3
Butler, Blake	.212	94	306	38	65	7	1	4	22	22	92	6	9
Collymore, Malik	.375	7	24	4	9	1	0	1	5	2	6	1	0
Crook, Narciso	.213	36	136	8	29	6	1	4	17	10	41	3	1
Duarte, Jose	.083	3	12	1	1	0	0	0	1	0	5	0	0
Franklin, Kevin	.150	13	40	2	6	1	0	0	0	2	7	0	2
Friedl, T.J.	.257	48	179	15	46	6	2	2	13	10	39	2	0
Gonzalez, Luis	.286	66	266	30	76	16	1	5	30	4	44	7	15
LaValley, Gavin	.288	61	236	38	68	14	0	15	45	15	49	0	5
Long, Shed	.312	62	247	37	77	16	1	13	36	27	63	6	9
Mardirosian, Shane	.292	26	89	15	26	5	0	2	8	13	22	1	1
McElroy, Satchel	.059	5	17	0	1	0	0	0	0	0	7	0	0
Medina, Reydel	.240	102	346	41	83	18	7	8	43	20	113	5	5
O'Grady, Brian	.245	16	53	4	13	2	1	1	6	7	13	1	0
Okey, Chris	.185	93	325	27	60	10	1	3	28	32	104	2	9
Ovalle, Gabriel	.152	11	33	5	5	0	0	0	2	5	13	0	3
Piatnik, Mitch	.176	85	262	26	46	9	3	2	12	13	120	11	3
Reynoso, Jonathan	.167	23	78	4	13	3	0	0	2	2	15	1	1
Rodriguez, Alfredo	.253	118	483	52	122	14	0	2	36	25	79	11	16
Senzel, Nick	.305	62	246	41	75	26	2	4	31	23	54	9	10
Sweet, Daniel	.270	96	348	48	94	9	2	2	29	42	84	22	5
Trees, Mitch	.250	2	8	0	2	0	0	0	0	0	3	0	0
Tromp, Chad	.311	33	119	11	37	9	0	1	24	8	23	0	2
Vasquez, James	.274	64	226	23	62	14	0	5	33	26	35	0	2
Veras, Josciel	.333	2	6	3	2	2	0	0	1	2	3	0	0
Team Total	.249	133	4482	498	1115	204	22	76	461	329	1123	102	128

Pitcher	W-L	ERA	G	GS	CG	SHO	SV	IP	H	R	ER	BB	SO
Armstrong, Mark	0-2	6.98	6	6	0	0	0	19.1	19	16	15	13	11
Bautista, Wendolyn	2-8	4.49	19	19	0	0	0	108.1	114	58	54	33	68
Bender, Joel	0-0	2.12	16	0	0	0	1	17.0	21	11	4	5	21
Boyles, Ty	5-7	4.10	16	16	0	0	0	83.1	86	46	38	35	58
Broussard, Geoff	0-0	0.00	4	0	0	0	3	6.0	5	0	0	2	7
Butler, Blake	0-0	1.35	7	0	0	0	1	6.2	7	1	1	2	3
Crawford, Jonathon	0-10	5.65	22	22	1	0	0	87.2	93	70	55	79	44
De Paula, Rafael	1-0	0.00	4	0	0	0	1	4.2	3	0	0	1	9
Ehret, Jake	1-1	5.95	17	0	0	0	3	19.2	14	13	13	13	16
Gutierrez, Vladimir	7-8	4.46	19	19	0	0	0	103.0	108	54	51	19	94
Hendrix, Ryan	1-4	3.58	24	0	0	0	2	27.2	29	15	11	19	27
Hunter, Brian	0-0	2.38	12	0	0	0	0	22.2	14	6	6	10	29
Lopez, Jose	2-4	2.84	9	9	0	0	0	50.2	50	22	16	14	48
Lugo, Sandy	4-6	5.32	42	0	0	0	0	64.1	51	43	38	40	82
Martinez, Juan	3-3	4.08	40	2	1	0	0	81.2	84	39	37	26	61
Ohanian, Sarkis	3-0	4.22	11	0	0	0	1	10.2	8	5	5	10	21
Orewiler, Austin	5-4	3.58	41	0	0	0	0	78.0	71	41	31	32	71
Ortiz, Braulio	0-0	0.00	4	0	0	0	0	3.2	2	0	0	8	3
Paulson, Jake	4-4	4.13	40	3	0	0	0	89.1	99	49	41	17	87
Quillen, Aaron	1-0	0.00	11	0	0	0	0	12.1	6	0	0	1	3
Rainey, Tanner	2-2	3.80	39	0	0	0	9	45.0	21	19	19	22	77
Reyes, Jesus	6-5	3.78	15	15	0	0	0	85.2	80	46	36	27	67
Stock, Robert	1-3	2.52	16	0	0	0	2	25.0	18	7	7	8	25
Strahan, Wyatt	2-6	3.84	14	14	0	0	0	72.2	71	36	31	14	56
Varner, Seth	1-2	5.31	8	8	0	0	0	39.0	52	23	23	7	30
Weiss, Zack	2-1	2.08	10	0	0	0	1	13.0	8	6	3	2	19
Team Total	53-80	4.09	133	133	2	7	24	1177.0	1134	626	535	459	1037

Dayton Dragons (A)

Dayton posted a 41-29 mark in the season's first-half to clinch a Midwest League playoff berth and won their first-round series before falling in the semifinals. All-Star **OF Jose Siri** led the MWL in 6 major categories and broke a 40-year old league record with a 39-game hitting streak, the longest in all of Minor League Baseball in 2017. The Dragons will enter the 2018 season with a streak of **1,246** consecutive regular season sellouts, an all-time record for sports in North America. **Britt Barry** and assistant **Brandon Moravec** received the Midwest League Sports Turf Grounds Crew of the Year Award.

Player	AVG	G	AB	R	H	2B	3B	HR	RBI	BB	SO	SB	E
Bell, Brantley	.240	63	229	25	55	13	1	2	32	21	72	15	0
Beltre, Michael	.238	117	407	51	97	14	6	3	36	49	89	9	4
Brown, Cassidy	.166	83	277	31	46	13	0	4	29	33	67	4	6
Collymore, Malik	.222	34	108	16	24	6	2	3	12	17	33	6	4
Franklin, Kevin	.205	14	44	3	9	1	0	1	5	2	9	0	1
Friedl, T.J.	.284	66	250	47	71	20	6	5	25	29	46	14	3
Gonzalez, Luis	.276	40	123	20	34	6	0	3	17	4	13	2	4
Lofstrom, Morgan	.300	3	10	1	3	0	0	0	0	1	2	0	0
Mardirosian, Shane	.188	27	85	8	16	3	1	1	10	7	27	3	3
Ovalle, Gabriel	.208	17	48	5	10	1	0	0	4	6	11	0	1
Piatnik, Mitch	.176	11	34	2	6	1	0	0	1	0	14	1	0
Rachal, Avain	.207	19	58	10	12	2	1	1	3	12	23	2	2
Rivero, Carlos	.180	38	122	15	22	6	0	0	6	16	49	3	5
Sansone, John	.216	107	375	54	81	22	1	13	59	48	128	3	15
Siri, Jose	.293	126	498	92	146	24	11	24	76	33	130	46	9
Sparks, Taylor	.226	33	124	16	28	5	1	7	22	12	47	0	5
Stephenson, Tyler	.278	80	295	39	82	22	0	6	50	44	58	2	6
Trammell, Taylor	.281	129	491	80	138	24	10	13	77	71	123	41	3
Trees, Mitch	.109	13	46	2	5	1	0	0	3	1	26	0	2
Vargas, Hector	.225	121	440	43	99	14	1	7	36	19	66	4	27
Vasquez, James	.236	46	161	21	38	10	0	5	26	15	23	0	6
Ventura, Randy	.276	26	105	22	29	8	1	1	10	11	20	9	4
Veras, Josciel	.250	2	8	0	2	0	0	0	0	0	1	0	0
White, Zeke	.000	1	5	0	0	0	0	0	0	0	0	0	0
Yari, Bruce	.252	88	329	46	83	17	0	13	54	41	98	2	4
Team Total	.243	140	4672	649	1136	233	42	112	593	492	1175	166	133

Pitcher	W-L	ERA	G	GS	CG	SHO	SV	IP	H	R	ER	BB	SO
Adams, Jesse	5-2	2.44	43	0	0	0	6	70.0	50	21	19	11	83
Bailey, Homer	1-0	0.00	1	1	0	0	0	6.0	1	0	0	0	6
Benenati, Lucas	1-1	6.75	19	0	0	0	0	29.1	35	23	22	6	27
Blandino, Matt	4-4	5.48	14	12	0	0	0	65.2	88	47	40	8	40
Boyles, Ty	5-2	3.99	10	10	1	1	0	56.1	59	26	25	10	40
Cingrani, Tony	0-0	0.00	1	1	0	0	0	1.0	0	0	0	1	0
Cox, Andy	3-1	1.64	22	0	0	0	3	22.0	18	4	4	11	33
DeSclafani, Anthony	0-1	16.62	2	2	0	0	0	4.1	10	8	8	0	6
Fossas, Aaron	4-1	2.43	44	0	0	0	6	66.2	61	20	18	16	49
Hendrix, Ryan	4-1	2.36	23	0	0	0	6	34.1	19	11	9	10	61
Hunter, Brian	0-0	3.00	5	0	0	0	4	6.0	5	3	2	1	8
Jordan, Andrew	7-8	4.66	25	25	0	0	0	131.1	121	74	68	37	113
Kuhnel, Joel	2-4	4.36	48	0	0	0	11	64.0	78	37	31	10	54
Lugo, Sandy	0-1	1.59	2	0	0	0	0	5.2	4	2	1	2	6
Machorro, Carlos	2-3	2.29	29	0	0	0	1	51.0	33	17	13	20	43
Mardirosian, Shane	0-0	9.00	1	0	0	0	0	1.0	2	1	1	0	1
Mena, Alfredo	0-0	6.52	7	0	0	0	0	9.2	14	8	7	7	13
Moreta, Dauri	1-2	4.94	19	0	0	0	0	27.1	18	15	15	9	37
Moss, Scott	13-6	3.45	26	26	0	0	0	135.2	114	62	52	48	156
Nova, Moises	0-1	4.86	8	0	0	0	1	16.2	14	11	9	9	18
Olson, Ryan	2-2	4.18	4	4	1	1	0	23.2	24	13	11	4	18
Ovalle, Gabriel	0-0	36.00	1	0	0	0	0	1.0	4	4	4	1	0
Piatnik, Mitch	0-0	0.00	1	0	0	0	0	0.0	0	0	0	0	0
Quillen, Aaron	0-0	11.25	1	0	0	0	0	4.0	8	5	5	2	1
Riehl, Patrick	1-2	6.75	25	0	0	0	1	29.1	25	24	22	26	28
Romero, Wennington	5-10	5.10	26	26	1	0	0	136.0	153	82	77	30	126
Sansone, John	0-0	0.00	1	0	0	0	0	1.0	2	0	0	0	1
Santillan, Tony	9-8	3.38	25	24	0	0	0	128.0	104	57	48	56	128
Stallings, Jesse	1-4	4.57	45	0	0	0	1	63.0	70	37	32	21	39
Vasquez, James	0-0	18.00	1	0	0	0	0	1.0	4	2	2	0	2
Webb, Alex	1-4	4.84	12	7	0	0	2	48.1	50	28	26	13	40
Wotell, Max	0-1	8.10	2	2	0	0	0	6.2	10	6	6	5	7
Team Total	71-69	4.16	140	140	3	11	42	1246.0	1198	648	576	374	1184

Billings Mustangs (Rookie)

Reds 2017 first round pick **OF/DH Hunter Greene** made his professional debut with the Mustangs, making 3 starts on the mound and 7 apps as the team's designated hitter. For the second consecutive year the Mustangs won the Pioneer League's Esurance Home Field Advantage Award for community support.

Player	AVG	G	AB	R	H	2B	3B	HR	RBI	BB	SO	SB	E
Azcona, Francis	.163	16	43	6	7	0	0	1	4	8	10	2	2
Clementina, Hendrik	.240	27	96	13	23	6	0	2	10	7	25	0	2
Cruz, Manny	.000	1	2	0	0	0	0	0	0	1	0	0	0
Downs, Jeter	.267	50	172	31	46	3	3	6	29	27	32	8	18
Fairchild, Stuart	.304	56	204	36	62	5	4	3	23	19	35	12	3
Gordon, Miles	.319	61	232	40	74	15	5	8	37	27	55	7	1
Greene, Hunter	.233	7	30	1	7	2	1	0	3	0	8	0	0
Juaquin, Urwin	.205	17	39	5	8	0	0	0	2	4	12	0	3
Kolozsvary, Mark	.305	28	95	19	29	7	0	1	15	8	30	1	2
Ljlatifi, Nadir	.246	28	69	9	17	3	1	2	12	7	18	1	5
Lofstrom, Morgan	.202	25	84	13	17	3	0	1	12	7	25	1	2
Lopez, Alejo	.300	67	220	49	66	10	6	4	33	30	28	11	8
Manzanero, Pabel	.242	30	99	13	24	6	0	3	16	3	22	0	1
Marshall, Montrell	.269	61	223	33	60	16	2	7	39	21	55	2	4
McElroy, Satchel	.237	29	97	23	23	1	2	2	5	9	14	6	4
Rivero, Carlos	.250	21	76	11	19	2	0	0	9	4	19	5	5
Salmon-Williams, J.D.	.224	35	98	19	22	2	0	4	11	8	19	4	1
Santana, Leandro	.280	67	246	38	69	6	2	11	43	22	70	1	19
Sugilio, Andy	.345	62	235	45	81	13	4	3	40	17	33	20	3
Trees, Mitch	.300	11	40	4	12	4	0	3	9	1	13	0	2
Turnbull, Jake	.200	36	100	8	20	2	1	2	13	6	41	1	2
Wallace, Raul	.286	11	35	8	10	4	0	1	5	2	10	2	1
White, Zeke	.206	41	102	17	21	3	2	2	11	14	39	8	2
Team Total	.272	76	2637	441	717	113	33	66	381	252	613	92	99

Pitcher	W-L	ERA	G	GS	CG	SHO	SV	IP	H	R	ER	BB	SO
Aguilar, Miguel	3-2	4.43	20	0	0	0	0	42.2	46	27	21	20	36
Alecis, Luis	6-6	5.11	16	11	0	0	0	61.2	54	38	35	39	61
Benenati, Lucas	1-0	2.25	6	0	0	0	0	8.0	7	3	2	5	10
Bennett, Connor	0-1	3.20	22	0	0	0	0	39.1	27	15	14	23	62
Blandino, Matt	3-0	3.27	4	4	0	0	0	22.0	24	9	8	2	14
Buffett, Tyler	4-2	3.86	22	0	0	0	3	44.1	49	24	19	11	34
Correll, Zac	3-0	4.34	9	0	0	0	0	18.2	18	12	9	10	19
De Jesus, Jhon	2-4	5.79	15	15	0	0	0	60.2	62	42	39	30	58
Escoboza, Edward	0-0	27.00	1	0	0	0	0	1.2	6	5	5	1	1
Ghyzel, John	0-0	9.26	8	0	0	0	0	11.2	16	17	12	6	11
Greene, Hunter	0-1	12.46	3	3	0	0	0	4.1	8	7	6	1	6
Heatherly, Jacob	0-1	12.00	3	3	0	0	0	9.0	17	12	12	4	5
McKirahan, Andrew	0-0	6.75	4	0	0	0	0	5.1	9	4	4	2	10
Mena, Alfredo	1-0	6.00	4	0	0	0	1	9.0	9	7	6	5	10
Mondile, Tyler	4-4	4.35	15	12	0	0	0	68.1	82	40	33	23	48
Moreta, Dauri	0-0	0.00	4	0	0	0	0	4.0	3	0	0	4	8
Naughton, Packy	3-3	3.15	14	12	0	0	0	60.0	58	24	21	20	63
Nova, Moises	1-1	3.13	12	1	0	0	1	31.2	22	12	11	12	36
Nutof, Ryan	0-2	4.08	21	0	0	0	1	28.2	35	22	13	14	30
Quillen, Aaron	1-0	8.74	5	2	0	0	0	11.1	21	13	11	3	6
Reinoso, Gregory	1-0	9.95	10	0	0	0	0	12.2	18	15	14	11	10
Ryan, Connor	0-4	4.71	18	0	0	0	8	21.0	19	11	11	8	23
Santos, Yerry	0-1	11.00	10	0	0	0	0	9.0	8	11	11	19	11
Sceroler, Mac	0-4	3.26	12	9	0	0	0	38.2	37	25	14	16	44
Smith, Ricardo	0-0	4.50	1	1	0	0	0	4.0	4	2	2	3	4
Thompson, Cory	3-1	3.62	21	0	0	0	1	32.1	29	13	13	18	32
Wotell, Max	0-2	10.13	3	3	0	0	0	10.2	15	14	12	9	4
Team Total	36-39	4.80	76	76	0	2	15	670.2	703	424	358	319	656

Arizona League Reds (Rookie)

The Reds' rookie club finished the 2017 season with a 22-33 record.

Player	AVG	G	AB	R	H	2B	3B	HR	RBI	BB	SO	SB	E
Abreu, Hidekel	.500	2	2	1	1	0	0	0	1	0	0	0	0
Bautista, Mariel	.320	36	147	29	47	9	1	0	20	5	24	16	4
Bellinger, Justin	.282	34	124	20	35	8	0	4	26	16	39	0	2
Case, Cash	.180	34	133	18	24	2	0	2	12	17	28	2	10
Conde, Mauro	.136	16	44	6	6	1	0	1	4	7	22	2	2
Hernandez, Miguel	.314	32	140	20	44	4	3	1	12	4	18	1	8
Juaquin, Urwin	.211	19	71	12	15	1	0	1	9	3	13	0	4
Juarez, Raul	.278	35	115	12	32	3	0	0	14	6	22	2	11
Liberatore, Ernesto	.238	21	63	9	15	2	0	1	5	9	16	0	5
Martinez, Juan	.220	40	141	25	31	10	1	0	19	13	43	2	10
Martinez, Valentin	.292	22	72	9	21	4	2	1	14	5	20	0	6
Munroe, Reshard	.290	36	124	31	36	5	1	3	15	22	28	6	4
Ozuna, Reniel	.288	35	118	14	34	7	3	0	14	11	30	8	1
Paulino, Alejandro	.256	24	78	16	20	8	1	0	8	6	16	2	7
Perez, Juan	.125	3	8	1	1	1	0	0	0	1	2	0	1
Reyes, Ermys	.308	6	13	2	4	0	0	0	0	5	2	1	3
Reynoso, Jonathan	.393	7	28	6	11	1	0	1	1	4	3	5	0
Ruiz, Victor	.244	22	78	8	19	4	1	0	11	1	22	0	5
Scantlin, Nathaniel	.170	17	47	3	8	0	0	0	2	2	18	1	3
Sparks, Taylor	.250	6	20	2	5	2	0	1	3	3	5	0	1
Wallace, Raul	.281	33	128	13	36	7	6	0	16	4	44	9	2
Wiggins, Blake	.267	12	45	5	12	3	0	0	4	2	14	0	2
Willems, Jonathan	.234	23	64	7	15	3	0	0	4	2	19	7	9
Yon, Edwin	.165	24	85	6	14	2	2	0	13	8	44	0	0
Team Total	.257	55	1888	275	486	87	21	16	227	156	492	64	106

Pitcher	W-L	ERA	G	GS	CG	SHO	SV	IP	H	R	ER	BB	SO
Anesty, Isaac	0-2	7.13	18	0	0	0	0	17.2	19	20	14	14	14
Astin, Barrett	0-0	0.00	3	2	0	0	0	4.0	2	0	0	0	4
Bender, Joel	0-1	6.00	3	1	0	0	0	3.0	5	2	2	1	5
Castillo, Jose	0-6	6.45	12	8	0	0	1	44.2	55	40	32	22	36
Chacon, Adrian	1-2	6.46	13	1	0	0	0	15.1	20	16	11	9	20
Correll, Zac	1-0	2.08	3	1	0	0	0	8.2	9	2	2	3	15
Davis, Rookie	0-1	1.93	2	2	0	0	0	9.1	5	3	2	2	10
DeLeon, Anderson	0-0	0.00	1	0	0	0	0	1.0	0	0	0	0	2
DeSclafani, Anthony	0-0	7.71	1	1	0	0	0	2.1	3	3	2	1	3
Diaz, Alexis	2-3	4.94	13	4	0	0	0	31.0	31	21	17	13	40
Escoboza, Edward	2-0	4.33	14	1	0	0	1	43.2	40	22	21	9	59
Ghyzel, John	1-0	1.74	9	0	0	0	3	10.1	7	4	2	3	15
Harding, Junior	0-4	6.52	18	0	0	0	2	19.1	22	17	14	16	28
Heatherly, Jacob	2-1	2.93	9	6	0	0	0	30.2	26	13	10	16	26
Jones, Francis	3-1	6.48	16	0	0	0	0	33.1	42	30	24	19	33
Karcher, Ricky	0-3	10.67	7	4	0	0	0	14.1	18	20	17	13	14
Keller, Stephen	0-0	2.89	11	0	0	0	0	18.2	14	7	6	9	22
McKirahan, Andrew	0-0	0.00	1	0	0	0	0	1.0	0	0	0	1	2
Mitchell, Evan	0-0	1.59	5	1	0	0	0	5.2	5	2	1	2	3
Ogando, Nefi	0-2	6.00	3	3	0	0	0	3.0	4	3	2	1	3
Perez, Alexander	2-0	5.40	16	0	0	0	0	21.2	23	15	13	12	21
Reinoso, Gregory	1-0	7.56	10	0	0	0	1	16.2	17	14	14	11	14
Routt, Nick	0-0	7.36	3	2	0	0	0	3.2	4	3	3	0	4
Santos, Yerry	0-1	18.00	6	0	0	0	0	4.0	7	9	8	7	7
Shred, Darren	1-0	0.00	4	0	0	0	0	3.2	1	0	0	6	0
Smith, Ricardo	4-4	3.33	13	6	0	0	0	54.0	63	34	20	17	61
Solomon, Jared	2-2	4.26	11	6	0	0	0	38.0	39	21	18	16	43
Varner, Seth	0-0	1.50	3	3	0	0	0	6.0	4	1	1	0	10
Webb, Alex	0-0	3.52	3	3	0	0	0	7.2	7	6	3	2	9
Team Total	22-33	4.88	55	55	0	1	8	472.1	492	328	256	225	523

MINOR LEAGUE PLAYERS

ABREU, Felix - OF AGE: 20; HT: 6-1; WT: 180; B/T: R/R; BORN: 12/26/97, Santiago, DR. SIGNED BY: Eury Luis Haslen. RESIDES: Santiago, DR. OBTAINED: Signed as a non-drafted free agent on 7/2/15.

Yr	Club	AVG	G	AB	R	H	2B	3B	HR	RBI	SH	SF	HB	BB	SO	SB	CS	E
2016	DSL Rojas-R	.215	60	200	29	43	4	4	2	22	1	1	4	27	47	7	2	4
2017	DSL Rojas-R	.275	51	182	25	50	5	2	0	18	3	1	7	12	33	6	4	2
Minor League Totals - 2 yrs		.243	111	382	54	93	9	6	2	40	4	2	11	39	80	13	6	6

ABRIL, Juan - RHP AGE: 20; HT: 6-0; WT: 160; B/T: R/R; BORN: 3/11/98, Hato Mayor, DR. SIGNED BY: Felix Romero. RESIDES: San Pedro de Macoris, DR. OBTAINED: Signed as a non-drafted free agent on 1/20/17.

Yr	Club	W-L	ERA	G	GS	CG	SHO	SV	IP	H	R	ER	HR	BB	SO	WP	BK
2017	DSL Reds-R	8-1	2.21	18	0	0	0	3	40.2	20	14	10	0	28	35	15	0

ACOSTA, Jose - INF AGE: 18; HT: 5-10; WT: 170; B/T: S/R; BORN: 3/20/00, Santo Domingo, DR. SIGNED BY: Edgar Melo. RESIDES: Santo Domingo, DR. OBTAINED: Signed as a non-drafted free agent on 7/4/17. CAREER NOTES: 2018 will be his first professional season.

ADAMES, Jose - RHP AGE: 25; HT: 6-2; WT: 165 B/T: R/R; BORN: 1/17/93, La Romano, DR. SIGNED BY: Albert Gonzalez and Sandy Nin (Marlins). RESIDES: Santiago, DR. OBTAINED: Selected from Miami in the Triple-A Phase of the 2016 Rule 5 Draft. CAREER NOTES: Originally signed with the Marlins as a non-drafted minor league player on 8/24/10.

Yr	Club	W-L	ERA	G	GS	CG	SHO	SV	IP	H	R	ER	HR	BB	SO	WP	BK	
2011	DSL Marlins-R	4-2	2.82	13	2	0	0	1	44.2	41	22	14	2	18	25	6	2	
2012	GCL Marlins-R	1-1	5.40	12	0	0	0	0	15.0	19	9	9	2	12	7	4	0	
	DSL Marlins-R	1-0	2.78	5	1	0	0	0	22.2	22	12	7	0	10	16	2	0	
2013	GCL Marlins-R	1-3	2.51	14	3	0	0	1	32.1	26	16	9	0	13	33	2	0	
	Batavia-A	0-0	0.00	2	0	0	0	0	2.0	3	0	0	0	1	5	1	0	
2014	Batavia-A	4-0	1.32	7	2	0	0	0	27.1	26	6	4	0	11	28	1	1	
	Greensboro-A	2-2	3.07	10	8	0	0	0	44.0	46	23	15	4	18	38	2	0	
2015	Greensboro-A	1-3	2.35	8	8	0	0	0	38.1	34	14	10	3	17	26	1	0	
	Jupiter-A	5-6	4.69	18	16	0	0	0	78.2	85	47	41	0	38	64	10	0	
2016	Jupiter-A	1-5	6.00	36	0	0	0	7	48.0	51	33	32	2	27	43	3	0	
	Greensboro-A	0-0	--	1	0	0	0	0	0.0	1	2	2	0	1	0	1	0	
2017	(Injured - Did Not Pitch)																	
Minor Totals - 6 yrs		20-22	3.65	126	40	0	0	9	353.0	354	184	143	13	166	285	33	3	

ADAMS, Jesse - LHP AGE: 24; HT: 5-11; WT: 170; B/T: L/L; BORN: 8/12/93, Toledo, OH. SIGNED BY: John Cetrini. RESIDES: Maumee, OH. OBTAINED: Selected in the 14th round of the 2016 First-Year Player Draft. CAREER NOTES: In 2017, ranked among all Midwest League relievers in fewest baserunners per 9ip (8.23, 1st), lowest walks per 9ip (1.29, 1st), highest strikeout per 9ip (10.67, 1st), opponents batting average (.201, 2nd) and games (43, 5th). PERSONAL: Played collegiately at Boston College, where he finished among school career leaders in games and saves...earned a finance degree at BC...graduated from St. John's Jesuit High School & Academy in Toledo where, as a member of the baseball team he posted a 22-1 career record and was named 2012 Three Rivers Athletic Conference Player of the Year.

Yr	Club	W-L	ERA	G	GS	CG	SHO	SV	IP	H	R	ER	HR	BB	SO	WP	BK
2016	Dayton-A	0-0	4.50	2	0	0	0	0	4.0	3	2	2	0	3	4	0	0
	Billings-R	1-2	1.32	14	0	0	0	0	13.2	8	5	2	0	4	13	1	0
2017	Dayton-A	5-2	2.44	43	0	0	0	6	70.0	50	21	19	6	11	83	1	0
Minor League Totals - 2 yrs		6-4	2.36	59	0	0	0	6	87.2	61	28	23	6	18	100	2	0

AGUILAR, Miguel - RHP AGE: 22; HT: 6-0; WT: 180; B/T: R/R; BORN: 7/25/95, Aconapeta, Nayarit, MX. SIGNED BY: Tony Arias. RESIDES: Aconapeta, Nayarit, MX. OBTAINED: Signed as a first-year minor league player on 7/31/14.

Yr	Club	W-L	ERA	G	GS	CG	SHO	SV	IP	H	R	ER	HR	BB	SO	WP	BK
2015	AZL Reds-R	0-1	2.87	11	0	0	0	0	15.2	12	8	5	0	10	15	7	1
2016	AZL Reds-R	5-0	4.18	17	0	0	0	0	23.2	32	11	11	0	6	27	3	0
2017	Billings-R	3-2	4.43	20	0	0	0	0	42.2	46	27	21	2	20	36	3	0
Minor League Totals - 3 yrs		8-3	4.06	48	0	0	0	0	82.0	90	46	37	2	36	78	13	1

ALEICIS, Luis - RHP AGE: 20; HT: 6-3; WT: 190; B/T: R/R; BORN: 6/7/97, San Cristobal, DR. SIGNED BY: Richard Jimenez. RESIDES: San Cristobal, DR. OBTAINED: Signed as a non-drafted free agent on 7/17/14. CAREER NOTES: In 2017, ranked Pioneer League leaders in opponents batting average (.241, 1st), wins (6, 3rd), WHIP (1.51, 4th) and ERA (5th, 5.11)...in 2016, ranked 10th in the Arizona League with a 3.26 ERA.

Yr	Club	W-L	ERA	G	GS	CG	SHO	SV	IP	H	R	ER	HR	BB	SO	WP	BK
2015	DSL Reds-R	1-1	3.23	15	14	0	0	0	61.1	52	28	22	1	27	64	7	3
2016	AZL Reds-R	2-2	3.26	12	7	0	0	0	47.0	44	25	17	2	19	50	9	0
2017	Billings-R	6-6	5.11	16	11	0	0	0	61.2	54	38	35	4	39	61	11	1
Minor League Totals - 3 yrs		9-9	3.92	43	32	0	0	0	170.0	150	91	74	7	85	175	27	4

ALEIXO, Axel - OF AGE: 18; HT: 6-1; WT: 172; B/T: L/L; BORN: 9/11/99, Caracas, VZ. SIGNED BY: Jose Fuentes. RESIDES: Caracas, VZ. OBTAINED: Signed as a non-drafted free agent on 7/26/16.

Yr	Club	AVG	G	AB	R	H	2B	3B	HR	RBI	SH	SF	HB	BB	SO	SB	CS	E
2017	DSL Rojas-R	.233	56	193	28	45	4	3	3	19	0	4	2	34	27	8	4	3

ALMONTE, Sebastian - INF AGE: 18; HT: 6-0; WT: 185; B/T: R/R; BORN: Padre Las Casas, DR. SIGNED BY: Edgar Melo. RESIDES: Santo Domingo, DR. OBTAINED: Signed as a non-drafted free agent on 7/4/17. CAREER NOTES: 2018 will be his first professional season.

AMADOR, Ranser - INF AGE: 19; HT: 6-2; WT: 165; B/T: R/R; BORN: 3/15/99, Sabana Grande de Palenque, DR. SIGNED BY: Richard Jimenez. RESIDES: Hato Mayor del Rey, DR. OBTAINED: Signed as a non-drafted free agent on 6/15/16.

Yr	Club	AVG	G	AB	R	H	2B	3B	HR	RBI	SH	SF	HB	BB	SO	SB	CS	E
2017	DSL Reds-R	.210	55	167	18	35	5	1	1	11	2	1	2	16	48	8	2	9

ANTONE, Tejay - RHP AGE: 24; HT: 6-4; WT: 220; B/T: R/R; BORN: 12/5/93, Oklahoma City, OK. SIGNED BY: Byron Ewing. RESIDES: Mansfield, TX. OBTAINED: Selected in the fifth round of the 2014 First-Year Player Draft. CAREER NOTES: In 2017, missed the entire season due to elbow injury...in 2016, ranked among Florida State League leaders in wins (14, 1st), starts (25, 11st), innings (151.1, 2nd) and ERA (3.51, 10th)...finished among all Reds minor league leaders in wins (11st) and ERA (3.45, 4th)...was promoted to Louisville on 9/2...the next day at Indianapolis made his triple-A debut and suffered the loss despite allowing just 1 run over 5.0 innings (3h, 3bb, 5k)...in 2015, led all minor league pitchers by inducing 26 GIDPs...was Reds Minor League Pitcher of the Month for May (2-2, 1.80, 6gs, 35ip, 12r/7er, 5bb, 30k) and a mid-season Midwest League All-Star...his 2.91 ERA ranked 7th among all Reds farmhands and 10th in the MWL...his 158.0 innings ranked 2nd in the Midwest League. PERSONAL: Graduated from Mansfield (TX) Legacy HS...played at Weatherford College (Texas) and TCU... originally drafted by the Mets in the 22nd round in 2012...father Tony played football and baseball at the University of Oklahoma and was a member of the Sooners' 1975 national championship team. TWITTER: @TejayAntone.

Yr	Club	W-L	ERA	G	GS	CG	SHO	SV	IP	H	R	ER	HR	BB	SO	WP	BK
2014	AZL Reds-R	0-0	4.70	3	2	0	0	0	7.2	12	5	4	1	2	6	3	0
	Billings-R	2-3	5.94	12	12	0	0	0	47.0	72	37	31	3	16	28	6	0
2015	Dayton-A	6-10	2.91	26	26	1	0	0	158.0	174	66	51	2	33	101	6	1
2016	Dayton-A	14-6	3.51	25	25	1	0	0	151.1	167	77	59	16	28	105	4	1
	Louisville-AAA	0-1	1.80	1	1	0	0	0	5.0	3	1	1	0	3	5	0	0
2017							(Injured - Did Not Pitch)										
Minor League Totals - 3 yrs		22-20	3.56	67	66	2	0	0	369.0	428	186	146	22	82	245	19	2

ARANGUREN, Frainger - RHP AGE: 21; HT: 6-2; WT: 190; B/T: R/R; BORN: 3/17/97, Santa Cruz, VZ. SIGNED BY: Edgar Melo. RESIDES: Santa Cruz, Aragua, VZ. OBTAINED: Signed as a non-drafted free agent on 3/6/17.

Yr	Club	W-L	ERA	G	GS	CG	SHO	SV	IP	H	R	ER	HR	BB	SO	WP	BK
2017	DSL Reds-R	6-2	2.15	15	0	0	0	0	37.2	37	16	9	0	14	33	4	1

AZCONA, Francis - SS AGE: 22; HT: 5-10; WT: 155; B/T: S/R; BORN: 11/20/95, Santo Domingo Oeste, DR. SIGNED BY: Richard Jimenez. RESIDES: Santo Domingo Oeste, DR. OBTAINED: Signed as a non-drafted free agent on 7/13/12.

Yr	Club	AVG	G	AB	R	H	2B	3B	HR	RBI	SH	SF	HB	BB	SO	SB	CS	E
2013	DSL Rojos-R	.329	46	164	26	54	7	7	0	18	0	1	2	22	31	9	8	16
2014	DSL Rojos-R	.243	62	230	31	56	8	3	0	21	4	1	2	35	49	18	5	18
2015	AZL Reds-R	.266	32	79	13	21	5	0	0	4	1	0	0	9	18	4	3	6
2016	AZL Reds-R	.179	17	56	8	10	2	0	1	4	1	0	1	12	17	4	0	3
2017	Billings-R	.163	16	43	6	7	0	0	1	4	0	0	0	8	10	2	1	2
Minor League Totals - 5 yrs		.259	173	572	84	148	22	10	2	51	6	2	5	86	125	37	17	45

BAUTISTA, Mariel - OF AGE: 20; HT: 6-3; WT: 170; B/T: R/R; BORN: 10/15/97, San Cristobal, DR. SIGNED BY: Richard Jimenez. RESIDES: San Cristobal, DR. OBTAINED: Signed as a non-drafted free agent on 11/5/14. CAREER NOTES: In 2017, his .320 batting average ranked seventh in the Arizona League...in 2016, his .333 batting average ranked ninth in the Dominican Summer League.

Yr	Club	AVG	G	AB	R	H	2B	3B	HR	RBI	SH	SF	HB	BB	SO	SB	CS	E
2015	DSL Rojos-R	.259	51	170	33	44	10	3	2	25	2	2	5	20	43	6	2	7
2016	DSL Rojos-R	.333	62	237	40	79	16	4	3	35	0	3	10	22	36	13	4	8
2017	AZL Reds-R	.320	36	147	29	47	9	1	0	20	1	1	3	5	24	16	1	4
Minor League Totals - 3 yrs		.307	149	554	102	170	35	8	5	80	3	6	18	47	103	35	7	19

BAUTISTA, Wendolyn - RHP AGE: 25; HT: 6-0; WT: 185; B/T: R/R; BORN: 3/27/93, Yamasa, DR. SIGNED BY: Richard Jimenez. RESIDES: Santo Domingo, DR. OBTAINED: Signed as a non-drafted free agent on 12/12/12. CAREER NOTES: CAREER NOTES: In 2017, following the season pitched for Scottsdale in the prestigious Arizona Fall League...in 2016, named Midwest League Pitcher of the Week for 8/22-8/28...in 2015, his 2.64 ERA was good for 5th among all Reds minor leaguers...ranked among AZL leaders in strikeouts (55, 5th) and ERA (2.60, 8th).

Yr	Club	W-L	ERA	G	GS	CG	SHO	SV	IP	H	R	ER	HR	BB	SO	WP	BK
2013	DSL Rojos-R	1-10	5.63	14	12	0	0	0	56.0	54	47	35	4	33	57	8	1
2014	DSL Reds-R	4-4	3.22	14	14	1	0	0	72.2	74	39	26	1	16	53	8	0
2015	AZL Reds-R	3-1	2.60	13	4	0	0	0	55.1	54	23	16	3	12	55	1	1
	Billings-R	0-0	3.00	1	1	0	0	0	6.0	5	3	2	0	1	4	2	1
2016	Daytona-A	3-1	2.01	10	10	0	0	0	44.2	34	15	10	2	16	19	2	1
	Dayton-A	2-0	3.15	7	4	1	1	0	34.1	36	12	2	8	25	3	0	
2017	Daytona-A	2-8	4.49	19	19	0	0	0	108.1	114	58	54	7	33	68	4	3
	Louisville-AAA	0-2	14.90	4	3	0	0	0	9.2	25	18	16	2	3	5	1	0
Minor League Totals - 5 yrs		15-26	3.98	82	67	2	1	0	387.0	396	215	171	21	122	286	29	7

BELL, Brantley - INF AGE: 23; HT: 6-3; WT: 180; B/T: R/R; BORN: 11/16/94, Pittsburgh, PA. SIGNED BY: Greg Zunino. RESIDES: Irvine, CA. OBTAINED: Selected in the 11th round of the 2015 First-Year Player Draft. CAREER NOTES: In 2017, his 29 stolen bases ranked third among all Reds farmhands...in 2016, his 23 stolen bases ranked fifth among all Reds farmhands...in November was 1 of 12 Reds minor leaguers to attend a leadership training program at West Point. PERSONAL: Graduated from Mountain Pointe HS (Phoenix) where he helped lead varsity baseball team to a state championship in 2011...served as team captain of the baseball team and football team...played collegiately at Ole Miss and State College of Florida...his father Jay was an 18-year big league veteran and served as Reds bench coach from 2014-15. TWITTER: @BrantleyBell33.

Yr	Club	AVG	G	AB	R	H	2B	3B	HR	RBI	SH	SF	HB	BB	SO	SB	CS	E
2015	Billings-R	.275	62	229	30	63	16	2	0	34	3	1	3	25	58	14	6	13
2016	Dayton-A	.248	114	412	34	102	16	3	1	36	5	2	6	33	103	23	9	28
2017	Dayton-A	.240	63	229	25	55	13	1	2	32	0	3	3	21	72	15	5	0
	Daytona-A	.223	62	215	13	48	6	0	1	21	2	6	9	9	51	14	2	6
Minor League Totals - 3 yrs		.247	301	1085	102	268	51	6	4	123	10	12	21	88	284	66	22	47

BELLINGER, Justin - 1B AGE: 22; HT: 6-6; WT: 245; B/T: L/L; BORN: 8/8/95, Boston, MA. SIGNED BY: Perry Smith. RESIDES: Weston, MA. OBTAINED: Selected in the 22nd round of the 2017 First-Year Player Draft. PERSONAL: Played collegiately at Duke where in 2017 was named to the ACC Academic Honor Roll...graduated from St. Sebastian's School (Needham, MA) where he twice was named runner-up for Gatorade Massachusetts Player of the Year...originally selected by the Cardinals in the 11th round of the 2014 MLB First-Year Player Draft.

Yr	Club	AVG	G	AB	R	H	2B	3B	HR	RBI	SH	SF	HB	BB	SO	SB	CS	E
2017	AZL Reds-R	.282	34	124	20	35	8	0	4	26	1	0	1	16	39	0	0	2

BELTRE, Allan - RHP AGE: 18; HT: 6-4; WT: 195; B/T: R/R; BORN: 9/12/99, Santo Domingo, DR. SIGNED BY: Edgar Melo. RESIDES: Santo Domingo, DR. OBTAINED: Signed as a non-drafted free agent on 7/3/17. CAREER NOTES: 2018 will be his first professional season.

BELTRE, Michael - OF AGE: 22; HT: 6-3; WT: 180; B/T: S/R; BORN: 7/3/95, Santo Domingo, DR. SIGNED BY: Richard Jimenez. RESIDES: Santo Domingo, DR. OBTAINED: Signed as a non-drafted free agent on 2/7/13. CAREER NOTES: In 2017, was selected as a Midwest League All-Star...ranked by MLB.com as the 28th-best prospect in the Reds system...in November was one of a dozen Reds minor leaguers to attend a leadership training program at West Point...in 2016, ranked fifth among all Reds farmhands with a .299 batting average...his 6 triples tied for the most in the Arizona League...following the season was ranked by Baseball America as the 23rd-best prospect in the Reds organization.

Yr	Club	AVG	G	AB	R	H	2B	3B	HR	RBI	SH	SF	HB	BB	SO	SB	CS	E
2013	DSL Rojas-R	.222	44	126	31	28	5	3	0	11	1	0	7	15	46	6	2	4
2014	DSL Rojas-R	.278	49	162	25	45	7	1	1	9	1	1	8	26	44	12	4	6
2015	AZL Reds-R	.220	28	82	6	18	3	0	1	7	0	0	1	5	27	5	1	0
2016	AZL Reds-R	.292	29	106	23	31	4	6	0	10	1	0	4	11	25	9	0	0
	Billings-R	.309	22	81	14	25	9	0	3	13	0	0	1	15	13	4	1	2
2017	Dayton-A	.238	117	407	51	97	14	6	3	36	7	0	2	49	89	9	9	4
Minor League Totals - 5 yrs		.253	289	964	150	244	42	16	8	86	10	1	23	121	244	45	17	16

BENDER, Joel - LHP AGE: 26; HT: 6-3; WT: 216; B/T: L/L; BORN: 8/3/91, Cincinnati, OH. SIGNED BY: Brad Meador. RESIDES: Cincinnati, OH. OBTAINED: Selected in the 27th round of the 2010 First-Year Player Draft. CAREER NOTES: In 2017, following the season pitched for Scottsdale in the prestigious Arizona Fall League...in 2016, missed the entire season recovering from "Tommy John surgery" (3/15/16)...in 2015, went a combined a combined 4-2 with a 3.61 ERA in 47 apps between 3 levels in the Reds system (A, AA, AAA)...held opponents to a .258 batting avg with a 1.30 WHIP...in 2011, in his first professional season ranked second among all Reds farmhands in ERA (3.40). PERSONAL: Graduated from Oak Hills HS (Cincinnati). TWITTER: @BenderBro21.

Yr	Club	W-L	ERA	G	GS	CG	SHO	SV	IP	H	R	ER	HR	BB	SO	WP	BK
2011	AZL Reds-R	4-3	3.40	12	8	0	0	0	53.0	63	30	20	1	17	45	9	0
2012	Billings-R	3-4	6.75	15	5	0	0	0	52.0	71	46	39	3	25	42	10	1
2013	Dayton-A	4-2	3.79	36	1	0	0	2	73.2	67	35	31	3	23	56	7	0
2014	Pensacola-AA	0-0	4.50	1	1	0	0	0	4.0	3	2	2	0	1	3	0	0
	Dayton-A	6-3	4.66	45	1	0	0	2	63.2	69	33	33	1	20	70	6	0
2015	Daytona-A	3-2	3.69	31	0	0	0	1	53.2	50	26	22	2	14	46	7	0
	Pensacola-AA	0-0	4.91	12	0	0	0	0	18.1	20	10	10	1	12	16	1	1
	Louisville-AAA	1-0	0.87	4	1	0	0	0	10.1	10	1	1	1	1	10	1	0
2016									(Injured - Did Not Pitch)								
2017	AZL Reds-R	0-1	6.00	3	1	0	0	0	3.0	5	2	2	0	1	5	4	0
	Daytona-A	0-0	2.12	16	0	0	0	1	17.0	21	11	4	1	5	21	2	0
Minor League Totals - 6 yrs		21-15	4.23	175	18	0	0	6	348.2	379	196	164	13	119	314	47	2

BENNETT, Connor - RHP AGE: 20; HT: 5-9; WT: 192; B/T: R/R; BORN: 4/10/97, Dekalb County, GA. SIGNED BY: John Poloni. RESIDES: Buford, GA. OBTAINED: Selected in the 34th round of the 2015 First-Year Player Draft. CAREER NOTES: In 2016, ranked among all Arizona League relievers in appearances (20, T2nd), holds (4, T1st) and highest strikeout/9ip ratio (11.81; 5th, 35k/26.2ip). PERSONAL: Graduated from Buford HS (GA). TWITTER: @bennett_con.

Yr	Club	W-L	ERA	G	GS	CG	SHO	SV	IP	H	R	ER	HR	BB	SO	WP	BK
2015	AZL Reds-R	0-1	1.62	11	0	0	0	3	16.2	17	7	3	0	8	18	3	0
2016	AZL Reds-R	0-3	3.71	20	0	0	0	1	26.2	25	12	11	1	11	35	7	1
2017	Billings-R	0-1	3.20	22	0	0	0	0	39.1	27	15	14	4	23	62	9	0
Minor League Totals - 3 yrs		0-5	3.05	53	0	0	0	4	82.2	69	34	28	5	42	115	19	1

BERNARDINO, Brennan - LHP AGE: 26; HT: 6-4; WT: 180; B/T: L/L; BORN: 1/15/92, Verdugo Hills, CA. SIGNED BY: Rex De La Nuez. RESIDES: Avondale, AZ. OBTAINED: Selected in the 26th round of the 2014 First-Year Player Draft. CAREER NOTES: In 2017, following the season pitched for Scottsdale in the prestigious Arizona Fall League and was selected to that league's "Fall Stars" roster...in 2016, his 50 appearances tied teammate Jimmy Herget for the most in the Florida State League. PERSONAL: Graduated from Valencia HS (CA) where he was a three-sport star (baseball, basketball, track)...played at Cal State-Dominguez Hills and Los Angeles Mission College...lists Mahatma Gandhi as person he most admires.

Yr	Club	W-L	ERA	G	GS	CG	SHO	SV	IP	H	R	ER	HR	BB	SO	WP	BK
2014	Billings-R	1-1	1.01	22	0	0	0	9	26.2	17	4	3	0	9	31	3	0
2015	Dayton-A	2-3	3.64	37	0	0	0	3	54.1	64	30	22	0	21	49	4	0
	Louisville-AAA	0-0	6.75	2	0	0	0	0	1.1	3	1	1	0	0	0	0	0
2016	Daytona-A	5-3	3.71	50	0	0	0	1	60.2	62	25	25	5	25	61	7	0
2017	Pensacola-AA	2-4	4.46	38	0	0	0	0	40.1	42	22	20	5	19	42	5	0
Minor League Totals - 4 yrs		10-11	3.49	149	0	0	0	13	183.1	188	82	71	10	74	183	19	0

BERROA, Samuel - RHP AGE: 19; HT: 6-7; WT: 200; B/T: R/R; BORN: 10/12/98, San Cristobal, DR. SIGNED BY: Gary Peralta. RESIDES: San Cristobal, DR. OBTAINED: Signed as a non-drafted free agent on 2/7/17.

Yr	Club	W-L	ERA	G	GS	CG	SHO	SV	IP	H	R	ER	HR	BB	SO	WP	BK
2017	DSL Rojas-R	0-2	9.49	16	2	0	0	1	30.1	32	34	32	1	35	12	6	4

BONO, Michael - RHP AGE: 21; HT: 6-1; WT: 177; B/T: R/R; BORN: 11/3/96; SIGNED BY: Rich Bordi. RESIDES: Clovis, CA. OBTAINED: Selected by the Reds in the 32nd round of the 2017 First-Year Player Draft. CAREER NOTES: 2018 will be his first professional season. PERSONAL: Played collegiately at Santa Clara University...graduated from Buchanan HS (Clovis, CA)...originally drafted by the Cardinals in 2014 in the 35th round...his father, Vince, was the captain of the 1988 Black Knights ice hockey team at the United States Military Academy.

BOULWARE, Garrett - C AGE: 25; HT: 6-1; WT: 215; B/T: R/R; BORN: 9/9/92, Atlanta, GA. SIGNED BY: Perry Smith. RESIDES: Anderson, SC. OBTAINED: Selected in the 16th round of the 2014 First-Year Player Draft. PERSONAL: Played collegiately at Clemson where he was an All-ACC second team and Johnny Bench Award Watch List member...in 2013 became just the second catcher since 1979 to be named Clemson's Most Valuable Player...also that year participated in the College Home Run Derby in Omaha...originally drafted by the Padres in the 42nd round in 2011...played baseball and football at T.L. Hanna HS (SC), the same high school attended by baseball hall of famer Jim Rice.

Yr	Club	AVG	G	AB	R	H	2B	3B	HR	RBI	SH	SF	HB	BB	SO	SB	CS	E
2014	Billings-R	.266	44	158	20	42	11	1	2	22	0	1	7	17	33	0	0	6
2015	Dayton-A	.245	80	277	25	68	7	0	4	28	2	0	12	23	44	1	1	11
2016	Daytona-A	.223	70	233	23	52	10	0	3	23	4	1	2	21	49	0	0	5
2017	Pensacola-AA	.000	1	2	0	0	0	0	0	0	0	0	0	0	1	0	0	0
	Daytona-A	.269	52	182	12	49	10	0	1	16	4	1	0	10	38	0	0	3
	Louisville-AAA	.143	5	14	1	2	0	0	0	0	0	0	0	0	4	0	0	0
Minor League Totals - 4 yrs		.246	252	866	81	213	38	1	10	89	10	3	21	71	169	1	1	25

BOYLES, Ty - LHP AGE: 22; HT: 6-3; WT: 261; B/T: L/L; BORN: 9/30/95, Lancaster, CA. SIGNED BY: Rex De La Nuez. RESIDES: Palmdale, CA. OBTAINED: Selected in the 11th round of the 2013 First-Year Player Draft. CAREER NOTES: In 2017, his 10 victories (33rd) and 4.06 ERA (8th) ranked among all Reds farmhands in 2015, named Pioneer League Pitcher of the Year and Pioneer League Postseason All-Star. PERSONAL: Graduated from Quartz Hill HS (CA) where he was named to the Los Angeles Daily News "All Area Team" and to the Southern Section Division III Team...as a senior went 9-0 with a 0.70 ERA in 70ip (120k, 20bb) and batted .459 (39-85) with 8 HR, 32 RBI and 34 runs scored...once tossed a no-hitter and belted a 3-run homer in the same game.

Yr	Club	W-L	ERA	G	GS	CG	SHO	SV	IP	H	R	ER	HR	BB	SO	WP	BK
2013	AZL Reds-R	0-0	1.80	14	0	0	0	0	30.0	24	11	6	1	10	31	3	0
2014	AZL Reds-R	4-2	3.35	13	5	0	0	0	45.2	30	22	17	3	16	52	6	0
2015	Billings-R	4-3	2.17	10	10	0	0	0	58.0	51	22	14	2	17	48	6	0
	Dayton-A	0-2	8.62	4	4	0	0	0	15.2	16	15	15	2	6	9	1	0
2016	Dayton-A	6-8	4.81	24	22	0	0	0	121.2	131	69	65	7	49	98	17	1
2017	Dayton-A	5-2	3.99	10	10	1	1	0	56.1	59	26	25	6	10	40	2	0
	Daytona-A	5-7	4.10	16	16	0	0	0	83.1	86	46	38	4	35	58	8	0
Minor League Totals - 5 yrs		24-24	3.94	91	67	1	1	0	410.2	397	211	180	25	143	336	43	1

BROWN, Cassidy - C AGE: 23; HT: 6-3; WT: 215; B/T: R/R; BORN: 7/21/94, Columbus, OH. SIGNED BY: Rick Ingalls. RESIDES: Merion Station, PA. OBTAINED: Selected in the 12th round of the 2016 First-Year Player Draft. PERSONAL: Played collegiately at Loyola Marymount where he was a semifinalist for the 2016 Gregg Olson Breakout Player of the Year...named the starting catcher for the East All-Stars in the 2015 Cape Cod League All-Star Game...graduated from Walsh Jesuit HS (Cuyahoga Falls, OH) where in 2013 was named Ohio high school player of the year by Max Preps. TWITTER: @C_Breezy33.

Yr	Club	AVG	G	AB	R	H	2B	3B	HR	RBI	SH	SF	HB	BB	SO	SB	CS	E
2016	Billings-R	.322	43	149	28	48	6	0	1	25	2	3	4	20	32	4	1	5
2017	Dayton-A	.166	83	277	31	46	13	0	4	29	2	3	6	33	67	4	0	6
Minor League Totals - 2 yrs		.221	126	426	59	94	19	0	5	54	4	6	10	53	99	8	1	11

BUFFETT, Tyler - RHP AGE: 22; HT: 6-1; WT: 195; B/T: R/R; BORN: 5/22/95, Albuquerque, NM. SIGNED BY: Mike Keenan. RESIDES: Albuquerque, NM. OBTAINED: Selected in the sixth round of the 2017 First-Year Player Draft. PERSONAL: Is a distant relative of Warren Buffett (grandfather's first cousin)...played collegiately at Oklahoma State where he appeared in the 2016 College World Series...was a 4-time Academic Achievement Award winner in college...graduated from Albuquerque Academy (New Mexico)...originally selected by the Astros in the seventh round of the 2016 draft...when not playing baseball, works at his family-owned candy store - the popular Buffett's Candies in Albuquerque, NM. TWITTER: @Candyman1111.

Yr	Club	W-L	ERA	G	GS	CG	SHO	SV	IP	H	R	ER	HR	BB	SO	WP	BK
2017	Billings-R	4-2	3.86	22	0	0	0	3	44.1	49	24	19	0	11	34	8	0

CACHUTT, Manuel - RHP AGE: 20; HT: 6-0; WT: 185; B/T: R/R; BORN: 6/7/97, Ciudad Bolivar, VZ. SIGNED BY: Edgar Melo. RESIDES: Cruce Con Calle, VZ. OBTAINED: Signed as a non-drafted free agent on 3/6/17.

Yr	Club	W-L	ERA	G	GS	CG	SHO	SV	IP	H	R	ER	HR	BB	SO	WP	BK
2017	DSL Reds-R	4-1	2.00	14	8	0	0	1	54.0	37	19	12	1	15	49	4	1

CANELON, Kevin - LHP AGE: 24; HT: 5-11; WT: 180; B/T: L/L; BORN: 1/16/94, Caracas, VZ. SIGNED BY: Rafael Perez, Ismael Cruz & Jose Mata (Mets). RESIDES: Miranda, VZ. CAREER NOTES: In 2016, His 143.1 innings pitched were fifth-most in the South Atlantic League...owned the fourth-lowest BB/9IP ratio for a starter in the Sally League...in 2015, led the New York-Penn League in strikeouts...was also fourth in innings pitched and fifth in WHIP (1.12). OBTAINED: Signed as a minor league free agent on 11/13/17.

Yr	Club	W-L	ERA	G	GS	CG	SHO	SV	IP	H	R	ER	HR	BB	SO	WP	BK
2011	DSL Mets-2R	1-2	7.08	11	1	0	0	0	20.1	25	19	16	0	16	24	2	0
2012	DSL Mets-2R	1-1	2.95	14	14	0	0	0	55.0	37	21	18	2	20	40	5	0
2013	DSL Mets-2R	6-2	2.86	14	14	1	1	0	63.0	51	23	20	1	16	50	6	0
2014	GCL Mets-R	1-2	1.45	12	5	0	0	1	37.1	26	9	6	1	1	30	0	0
2015	Brooklyn-A	5-5	4.09	14	13	0	0	0	77.0	71	41	35	5	15	70	4	0
2016	Columbia-A	6-11	3.64	25	25	1	0	0	143.1	139	65	58	15	28	119	7	0
2017	St. Lucie-A	3-4	2.97	32	10	0	0	1	78.2	83	37	26	6	16	78	5	0
Minor League Totals - 7 yrs		23-27	3.39	122	82	2	1	2	474.2	432	215	179	30	112	411	29	0

CAPELLAN, Jairo - RHP AGE: 18; HT: 6-8; WT: 190; B/T: R/R; BORN: 8/1/99, Santo Domingo, DR. SIGNED BY: Emmanuel Cartagena. RESIDES: Santo Domingo, DR. OBTAINED: Signed as a non-drafted free agent on 6/2/17. CAREER NOTES: 2018 will be his first professional season.

CARRENO, Carlos - RHP AGE: 19; HT: 6-2; WT: 174; B/T: R/R; BORN: 9/4/98, Puerto La Cruz, VZ. SIGNED BY: Jose Fuentes. RESIDES: Puerto La Cruz, VZ. OBTAINED: Signed as a non-drafted free agent on 9/28/15.

Yr	Club	W-L	ERA	G	GS	CG	SHO	SV	IP	H	R	ER	HR	BB	SO	WP	BK
2016	DSL Reds-R	0-0	18.00	2	0	0	0	0	3.0	6	6	6	0	1	4	2	0
	DSL Rojos-R	6-2	3.11	12	11	0	0	1	55.0	43	23	19	1	14	27	7	0
2017	DSL Rojos-R	6-3	2.76	13	13	0	0	0	65.1	54	23	20	0	18	57	6	2
	DSL Reds-R	1-0	0.00	1	1	0	0	0	5.0	1	0	0	0	0	8	0	0
Minor League Totals - 2 yrs		13-5	3.16	28	25	0	0	1	128.1	104	52	45	1	33	96	15	2

CASE, Cash - SS AGE: 18; HT: 6-1; WT: 200; B/T: L/R; BORN: 5/12/99. **SIGNED BY:** Sean Buckley. **RESIDES:** Mount Dora, FL. **OBTAINED:** Selected in the fourth round of the 2017 First-Year Player Draft. **PERSONAL:** His given first name is Mitchell...graduated from The First Academy HS (Orlando, FL)...speaks fluent Mandarin Chinese **TWITTER:** @CashCase19.

Yr	Club	AVG	G	AB	R	H	2B	3B	HR	RBI	SH	SF	HB	BB	SO	SB	CS	E
2017	AZL Reds-R	.180	34	133	18	24	2	0	2	12	0	0	0	17	28	2	3	10

CASTILLO, Jose - RHP AGE: 21; HT: 6-4; WT: 190; B/T: R/R; BORN: 6/10/96, Cotui, DR. **SIGNED BY:** Richard Jimenez. **RESIDES:** Cotui, DR. **OBTAINED:** Signed as a first-year minor league player on 7/17/14.

Yr	Club	W-L	ERA	G	GS	CG	SHO	SV	IP	H	R	ER	HR	BB	SO	WP	BK
2015	DSL Rojos-R	1-2	5.93	16	0	0	0	1	27.1	33	26	18	2	20	16	8	1
2016	DSL Rojos-R	2-4	3.10	13	12	0	0	1	58.0	54	24	20	1	15	41	14	0
2017	DSL Rojos-R	0-0	4.32	4	0	0	0	1	8.1	7	4	4	0	3	6	1	0
	AZL Reds-R	0-6	6.45	12	8	0	0	1	44.2	55	40	32	2	22	36	8	1
Minor League Totals - 3 yrs		3-12	4.81	45	20	0	0	4	138.1	149	94	74	5	60	99	31	2

CASTILLO, Zamil - LHP AGE: 18; HT: 5-10; WT: 160; B/T: L/L; BORN: 10/17/99, Santo Domingo, DR. **SIGNED BY:** Edgar Melo. **RESIDES:** Santo Domingo, DR. **OBTAINED:** Signed as a non-drafted free agent on 7/3/17. **CAREER NOTES:** 2018 will be his first professional season.

CASTRO, Fidel - SS AGE: 19; HT: 6-2; WT: 175; B/T: L; BORN: 12/26/98, Santo Domingo, DR. **SIGNED BY:** Richard Jimenez. **RESIDES:** Santo Domingo, DR. **OBTAINED:** Signed as a first-year minor league player on 5/30/16.

Yr	Club	AVG	G	AB	R	H	2B	3B	HR	RBI	SH	SF	HB	BB	SO	SB	CS	E
2017	DSL Reds-R	.167	28	78	8	13	3	0	0	8	0	0	0	9	29	2	2	2
	DSL Rojos-R	.279	20	61	8	17	5	1	1	14	0	1	2	8	14	1	0	2
Minor League Totals - 1 yr		.216	48	139	16	30	8	1	1	22	0	1	2	17	43	3	2	4

CENTENO, Jaccen - LHP AGE: 18; HT: 5-11; WT: 170; B/T: L/L; BORN: 7/3/99, Valle de la Pascua, VZ. **SIGNED BY:** Jose Fuentes. **RESIDES:** Valle de la Pascua, VZ. **OBTAINED:** Signed as a first-year minor league player on 4/6/16.

Yr	Club	W-L	ERA	G	GS	CG	SHO	SV	IP	H	R	ER	HR	BB	SO	WP	BK
2016	DSL Rojos-R	1-1	3.38	14	0	0	0	2	21.1	13	9	8	0	20	23	2	1
2017	DSL Rojos-R	3-4	3.07	14	11	0	0	0	55.2	35	20	19	3	23	37	3	1
Minor League Totals - 2 yrs		4-5	3.16	28	11	0	0	2	77.0	48	29	27	3	43	60	5	2

CERDA, Allan - OF AGE: 18; HT: 6-3; WT: 170; B/T: R/R; BORN: 11/24/99, New York, NY. **SIGNED BY:** Felix Romero. **RESIDES:** Santo Domingo, DR. **OBTAINED:** Signed as a non-drafted free agent on 7/3/17. **CAREER NOTES:** 2018 will be his first professional season.

CHACON, Adrian - RHP AGE: 23; HT: 6-0; WT: 200; B/T: R/R; BORN: 3/8/95. **SIGNED BY:** Reds. **RESIDES:** Tampa, FL. **OBTAINED:** Selected in the 23rd round of the 2017 First-Year Player Draft. **PERSONAL:** Played collegiately at the University of North Carolina at Chapel Hill and the University of Tampa... graduated from Jesuit High School (Tampa, FL).

Yr	Club	W-L	ERA	G	GS	CG	SHO	SV	IP	H	R	ER	HR	BB	SO	WP	BK
2017	AZL Reds-R	1-2	6.46	13	1	0	0	0	15.1	20	16	11	0	9	20	3	0

CHAVEZ, Alberti - SS AGE: 22; HT: 5-9; WT: 182; B/T: R/R; BORN: 7/21/95, Maracaibo, Zulia, VZ. **SIGNED BY:** Miguel Nava. **RESIDES:** Maracaibo, Zulia, VZ. **OBTAINED:** Signed as a non-drafted free agent on 10/3/11.

Yr	Club	AVG	G	AB	R	H	2B	3B	HR	RBI	SH	SF	HB	BB	SO	SB	CS	E
2012	DSL Reds-R	.314	46	159	14	50	11	1	0	16	1	3	0	12	18	9	4	13
2013	AZL Reds-R	.209	41	163	11	34	6	0	0	9	2	1	2	7	29	8	1	7
	Bakersfield-A	.172	9	29	1	5	0	0	0	1	0	0	0	0	8	1	2	0
2014	Billings-R	.206	31	107	13	22	4	0	0	6	3	0	1	5	18	1	2	8
2015	AZL Reds-R	.265	41	117	8	31	4	2	0	11	0	1	0	8	22	2	1	10
	Dayton-A	.400	3	10	3	4	2	1	0	1	0	0	0	1	3	0	0	0
2016	Dayton-A	.333	3	9	1	3	2	0	1	3	0	1	0	0	0	0	0	0
	Billings-R	.303	38	99	17	30	4	0	1	11	0	2	0	6	28	3	3	3
2017	Pensacola-AA	.141	33	64	3	9	2	0	0	5	0	0	0	7	26	0	1	2
Minor League Totals - 6 yrs		.248	245	757	71	188	35	4	2	63	6	8	3	46	152	24	14	43

CLEMENTINA, Hendrik - C AGE: 20; HT: 6-0; WT: 165; B/T: R/R; BORN: 6/17/97, Willemstad, Curacao. **SIGNED BY:** Dodgers. **RESIDES:** Willemstad, Curacao. **OBTAINED:** Acquired by the Reds from the Dodgers on 7/31/17 along with OF Scott Van Slyke in exchange for LHP Tony Cingrani. **CAREER NOTES:** In 2017, selected to the Pioneer League midseason and postseason All-Star teams...on 7/31 was traded by the Dodgers to the Reds along with OF Scott Van Slyke in exchange for LHP Tony Cingrani...in 2014, named to the Dominican Summer League All-Star team.

Yr	Club	AVG	G	AB	R	H	2B	3B	HR	RBI	SH	SF	HB	BB	SO	SB	CS	E
2014	DSL Dodgers-R	.275	49	182	22	50	11	1	2	18	0	1	5	6	32	3	3	7
2015	AZL Dodgers-R	.284	26	81	12	23	5	0	0	10	0	2	2	7	22	1	1	3
2016	AZL Dodgers-R	.217	44	157	22	34	4	1	6	23	0	2	2	14	42	2	0	6
2017	Ogden-R	.370	24	92	17	34	5	0	4	25	1	2	3	10	16	0	0	1
	Billings-R	.240	27	96	13	23	6	0	2	10	0	1	2	7	25	0	0	2
Minor League Totals - 4 yrs		.270	170	608	86	164	31	2	14	86	1	8	14	44	137	6	4	19

COLLYMORE, Malik - OF AGE: 22; HT: 6-0; WT: 195; B/T: R/R; BORN: 4/29/95, Mississauga, ON, Canada. **SIGNED BY:** Cardinals. **RESIDES:** Mississauga, ON. **OBTAINED:** Signed as a minor league free agent 5/18/17. **CAREER NOTES:** Selected by the St. Louis Cardinals in the 10th round of the 2013 Draft out of Port Credit Secondary School in Mississauga, Ontario... signed with the Cardinals on June 20, 2013... Milwaukee Brewers traded RHP Jonathan Broxton and cash to St. Louis Cardinals for Collymore on July 31, 2015.

Yr	Club	AVG	G	AB	R	H	2B	3B	HR	RBI	SH	SF	HB	BB	SO	SB	CS	E
2013	GCL Cardinals-R	.228	19	57	2	13	3	0	1	3	0	0	0	3	23	0	1	8
2014	GCL Cardinals-R	.333	54	177	34	59	7	8	1	34	0	2	4	18	43	9	5	7
2015	Johnson City-R	.216	23	74	9	16	2	2	2	7	0	0	1	11	22	3	1	1
2015	Helena-R	.311	29	122	19	38	8	2	1	16	2	1	0	13	35	6	2	1
2016	Brevard County-A	.167	59	192	22	32	8	0	0	4	1	0	1	14	84	9	1	2
2017	Dayton-A	.222	34	108	16	24	6	2	3	12	0	0	4	17	33	6	1	4
2017	Daytona-A	.375	7	24	4	9	1	0	1	5	0	0	0	2	6	1	0	0
Minor League Totals - 5 yrs		.253	225	754	106	191	35	14	9	81	3	3	10	78	246	34	11	23

COLMENAREZ, Samuel - INF AGE: 18; HT: 5-10; WT: 160; B/T: S/R; BORN: 7/23/99, Carabobo, VZ. **SIGNED BY:** Reds. **RESIDES:** Carabobo, VZ. **OBTAINED:** Signed as a non-drafted free agent on 7/4/17. **CAREER NOTES:** 2018 will be his first professional season.

CONDE, Mauro - OF AGE: 20; HT: 6-0; WT: 205; B/T: R/R; BORN: 6/1/97, San Juan, PR. **SIGNED BY:** Hector Otero. **RESIDES:** Guaynabo, PR. **OBTAINED:** Signed as a first-year minor league player on 6/14/16.

Yr	Club	AVG	G	AB	R	H	2B	3B	HR	RBI	SH	SF	HB	BB	SO	SB	CS	E
2016	AZL Reds-R	.169	23	83	8	14	5	0	0	13	0	1	3	9	33	3	1	1
2017	AZL Reds-R	.136	16	44	127	14	1	0	1	4	2	0	5	7	22	2	1	2
Minor League Totals - 2 yrs		.157	39	127	14	20	6	0	1	17	2	1	8	16	55	5	2	3

CONORORO, Omar - LHP AGE: 19; HT: 5-10; WT: 165; B/T: S/L; BORN: 5/27/98, Maracay, VZ. **SIGNED BY:** Jose Fuentes. **RESIDES:** Maracay, VZ. **OBTAINED:** Signed as a minor league free agent on 9/28/15.

Yr	Club	W-L	ERA	G	GS	CG	SHO	SV	IP	H	R	ER	HR	BB	SO	WP	BK
2016	DSL Rojos-R	1-1	3.09	17	1	0	0	0	43.2	38	24	15	1	19	49	14	0
2017	DSL Rojos-R	2-5	3.38	13	13	1	0	0	64.0	78	34	24	5	14	56	4	0
Minor League Totals - 2 yrs		3-6	3.26	30	14	1	0	0	107.2	116	58	39	6	33	105	18	0

CORRELL, Zac - RHP AGE: 22; HT: 6-7; WT: 225; B/T: R/R; BORN: 1/28/96, Providence, RI. **SIGNED BY:** John Ceprini. **RESIDES:** Swansea, MA. **OBTAINED:** Selected in the 13th round of the 2014 First-Year Player Draft. **CAREER NOTES:** In 2016, among all Pioneer League relievers, had the lowest BB/9ip ratio (1.08; 4bb/33 ip) and the third-lowest baserunners/9ip ratio (8.37; 31/33 ip). **PERSONAL:** Graduated from Joseph Case HS (MA) where led the Cardinals to the second round of the MIAA Division 3 South Tournament...was a finalist for ESPN Boston's "Mr. Baseball" award after finishing his senior season 8-2 with a 0.54era (103k, 64ip).

Yr	Club	W-L	ERA	G	GS	CG	SHO	SV	IP	H	R	ER	HR	BB	SO	WP	BK
2014	AZL Reds-R	0-0	0.00	4	4	0	0	0	10.1	7	0	0	0	3	11	0	0
2015	AZL Reds-R	3-4	4.46	13	4	0	0	1	40.1	36	26	20	3	16	35	1	2
2016	Billings-R	5-0	2.64	18	3	0	0	0	44.1	37	14	13	1	8	51	3	0
2017	AZL Reds-R	1-0	2.08	3	1	0	0	0	8.2	9	2	2	0	3	15	2	1
	Billings-R	3-0	4.34	9	0	0	0	0	18.2	18	12	9	0	10	19	1	1
Minor League Totals - 4 yrs		12-4	3.24	47	12	0	0	1	122.1	107	54	44	4	40	131	7	4

COX, Andy - LHP AGE: 24; HT: 6-2; WT: 185; B/T: R/L; BORN: 10/23/93, Memphis, TN. **SIGNED BY:** Brad Meador. **RESIDES:** Arlington, TN. **OBTAINED:** Selected in the seventh round of the 2016 First-Year Player Draft. **CAREER NOTES:** In 2016, ranked T3rd in the Pioneer League with 24 apps. **PERSONAL:** Played at Tennessee, where he set the school record for most career apps (91)...graduated from Saint Benedict at Auburndale High School (Memphis, TN). **TWITTER:** @andycx44.

Yr	Club	W-L	ERA	G	GS	CG	SHO	SV	IP	H	R	ER	HR	BB	SO	WP	BK
2016	Billings-R	3-0	4.59	24	0	0	0	1	33.1	33	22	17	0	20	27	8	0
2017	Dayton-A	3-1	1.64	22	0	0	0	3	22.0	18	4	4	0	11	33	1	0
Minor League Totals - 2 yrs		6-1	3.42	46	0	0	0	4	55.1	51	26	21	0	31	60	9	0

CRAWFORD, Jonathon - RHP AGE: 26; HT: 6-2; WT: 205; B/T: R/R; BORN: 11/1/91, Stuart, FL. **SIGNED BY:** James Rough (Tigers). **RESIDES:** Okeechobee, FL. **OBTAINED:** Acquired by the Reds along with IF Eugenio Suarez in a 12/11/14 trade that sent RHP Alfredo Simon to the Tigers. **CAREER NOTES:** In 2016, in November was one of a dozen Reds minor leaguers to attend a leadership training program at West Point...in 2015, ranked by MLB.com as the organization's 17th-best prospect...made just 5 starts, all between 6/29-7/19, because of a torn labrum in his right shoulder that required surgery on 8/4...was a non-roster invitee to Major League spring training camp and didn't appear in an exhibition game because of the injury...rehabbed in Goodyear through rehabilitation starts on 6/29, 7/3 and 7/8...came off the disabled list on 7/13 and made 2 starts for Class A Daytona before the injury led to season-ending surgery...in 2014, at Class A West Michigan was a Midwest League All-Star and MWL Pitcher of the Week for 5/20-5/26...among the league leaders ranked sixth in ERA (2.85) and fourth in opponents' BA (.220)...in 2013, in his first professional season, at Class A Connecticut was a New York-Penn League All-Star...as a junior at the University of Florida went 3-6, 3.84 while leading the Gators' staff with 15 starts, 86.2 innings and 69 strikeouts. **PERSONAL:** Attended the University of Florida, where he made 5 apps as a freshman and went 6-2, 3.13 in 19 apps as a sophomore...in the Gators' NCAA tournament opener in 2012 threw a no-hitter vs Bethune-Cookman and helped lead his club to the College World Series (1-0, 2.30, 13k)...also in the summer of 2012 pitched for USA Baseball's collegiate national team and earned the International Performance of the Year Award.

Yr	Club	W-L	ERA	G	GS	CG	SHO	SV	IP	H	R	ER	HR	BB	SO	WP	BK
13	Connecticut-A	0-2	1.89	8	8	0	0	0	19.0	15	5	4	0	9	21	2	0
14	West Michigan-A	8-3	2.85	23	23	0	0	0	123.0	93	41	39	3	50	85	10	0
15	Daytona-A	0-1	8.44	2	2	0	0	0	5.1	5	5	5	0	3	6	1	1
	AZL Reds-R	0-0	4.32	3	3	0	0	0	8.1	8	5	4	0	1	8	1	0
16	AZL Reds-R	0-0	3.20	6	6	0	0	0	15.0	15	6	5	0	8	10	0	0
	Daytona-A	1-3	6.35	6	6	0	0	0	22.2	28	19	16	1	13	9	4	0
17	Daytona-A	0-10	5.65	22	22	1	0	0	87.2	93	70	55	11	79	44	13	0
Minor League Totals - 5 yrs		9-19	4.10	70	70	1	0	0	281.0	257	151	128	15	163	183	31	1

CROOK, Narciso - OF AGE: 22; HT: 6-3; WT: 220; B/T: R/R; BORN: 7/12/95, Nabus, DR. SIGNED BY: Lee Seras RESIDES: Trenton, NJ. OBTAINED:

Selected in the 23rd round of the 2013 First-Year Player Draft. PERSONAL: Attended Trenton Central HS...played collegiately at Gloucester County College where in a single game went 5-for-6 with 4 HR and 7 RBI...step-father is former NFL WR Alvis Darby...cousin is former MLB catcher Angel Pena. TWITTER: @ThatOutfielder.

Yr	Club	AVG	G	AB	R	H	2B	3B	HR	RBI	SH	SF	HB	BB	SO	SB	CS	E
2014	AZL Reds-R	.255	42	149	27	38	9	2	4	20	0	3	1	13	45	12	1	3
2015	Dayton-A	.236	105	381	42	90	19	5	9	47	2	1	3	15	103	13	3	6
2016	Dayton-A	.244	23	82	12	20	4	0	3	7	0	0	2	6	23	2	1	2
2017	Daytona-A	.213	36	136	8	29	6	1	4	17	0	1	2	10	41	3	2	1
Minor League Totals - 4 yrs		.237	206	748	89	177	38	8	20	91	2	5	8	44	212	30	7	12

CUEVAS, Andry - RHP AGE: 19; HT: 6-4; WT: 185; B/T: R/R; BORN: 8/4/98, Santana, DR. SIGNED BY: Richard Jimenez. RESIDES: Jimani, DR.

OBTAINED: Signed as a first-year minor league player on 10/15/16.

Yr	Club	W-L	ERA	G	GS	CG	SHO	SV	IP	H	R	ER	HR	BB	SO	WP	BK
2017	DSL Reds-R	1-3	4.30	12	5	0	0	0	37.2	23	21	18	2	23	43	4	0

DAAL, Calten- INF AGE: 23; HT: 6-1; WT: 178; B/T: R/R; BORN: 8/1/93, Willemsted, Curacao, Netherlands Antilles. SIGNED BY: Jim Stoeckel.

RESIDES: Willemsted, Curacao, Netherlands Antilles. OBTAINED: Signed as a non-drafted free agent on 8/1/12. CAREER NOTES: In 2017, did not play due to injury...in November was one of a dozen Reds minor leaguers to attend a leadership training program at West Point...in 2016, in an injury-plagued season made just 40 apps, including 29 starts at SS for Double-A Pensacola...was disabled 3 times, once with a concussion and twice with a strained right shoulder...on 4/8 was disabled with a concussion suffered the day before Opening Day vs Mississippi when he was hit by a Lucas Sims pitch...made his last appearance of the season on 7/8...in 2015: At high Class A Daytona made 59 starts at 2B and 53 starts at SS...ranked second on the club in stolen bases and among all Reds farmhands ranked sixth in batting average...didn't play after 8/19 because of a fractured facial bone suffered when he was hit by a pitch...in March made 1 exhibition appearance for the Reds...on 12/18 was invited to 2016 Major League spring training camp, his first...in 2014: At Class A Dayton was a mid-season Midwest League All-Star...missed the last month of the season with a sprained left wrist. PERSONAL: His legal first name is Carlton but prefers the nickname of Calten...is from the same hometown as former Red and current Yankees SS Didi Gregorius...speaks English, Spanish, Dutch and Papiamentu, a Creole language containing elements of English, Spanish, Dutch, Portuguese and French in addition to Arawakan and African languages. TWITTER: @02Calten

Yr	Club	AVG	G	AB	R	H	2B	3B	HR	RBI	SH	SF	HB	BB	SO	SB	CS	OBP	SLG	E
13	AZL Reds-R	.143	6	21	3	3	0	0	0	3	0	0	0	1	6	0	0	.182	.143	0
	Billings-R	.224	15	49	4	11	1	0	0	4	1	0	0	3	13	2	0	.269	.245	4
14	Dayton-A	.296	95	345	46	102	10	3	1	29	5	0	1	19	60	13	3	.334	.351	39
15	Daytona-A	.270	112	381	38	103	6	0	0	30	6	4	3	21	61	21	5	.311	.286	22
16	Pensacola-AA	.310	40	116	15	36	3	1	1	6	1	0	1	9	26	5	1	.365	.379	9
17																				
Minor League Totals - 4 yrs		.280	268	912	106	255	20	4	2	72	13	4	5	53	166	41	9	.321	.317	74

DE JESUS, Jhon - RHP AGE: 21; HT: 6-4; WT: 180; B/T: R/R; BORN: 1/9/97, Villa Altigracia, DR. SIGNED BY: Richard Jimenez. RESIDES: Santo Domingo, DR.

OBTAINED: Signed as a non-drafted free agent on 12/19/14.

Yr	Club	W-L	ERA	G	GS	CG	SHO	SV	IP	H	R	ER	HR	BB	SO	WP	BK
2015	DSL Rojos-R	4-5	3.35	13	11	0	0	0	51.0	45	23	19	0	23	42	11	3
2016	DSL Rojos-R	4-4	2.85	13	13	0	0	0	72.2	68	33	23	2	18	49	8	0
2017	Billings-R	2-4	5.79	15	15	0	0	0	60.2	62	42	39	7	30	58	11	2
Minor League Totals - 3 yrs		10-13	3.95	41	39	0	0	0	184.1	175	98	81	9	71	149	30	5

DE LA FUENTE, Daniel - RHP AGE: 20; HT: 6-2; WT: 210; B/T: R/R; BORN: 7/18/97, Chihuahua, MX. SIGNED BY: Reds. RESIDES: Chihuahua, MX.

OBTAINED: Signed as a non-drafted free agent on 8/22/17. CAREER NOTES: 2018 will be his first professional season.

DIAZ, Alexis - RHP AGE: 21; HT: 6-2; WT: 170; B/T: R/R; BORN: 9/28/96, Humacao, PR. SIGNED BY: Will Harford. RESIDES: Naguabo, PR. OBTAINED:

Selected in the 12th round of the 2015 First-Year Player Draft. CAREER NOTES: In 2016, missed the entire season recovering from "Tommy John surgery" (5/24/16)...in 2015, Baseball America recognized him as the top-ranked pre-draft prospect from Puerto Rico. PERSONAL: Is the younger brother of Mariners pitcher Edwin Diaz.

Yr	Club	W-L	ERA	G	GS	CG	SHO	SV	IP	H	R	ER	HR	BB	SO	WP	BK
2015	AZL Reds-R	0-1	1.38	9	0	0	0	0	13.0	8	6	2	1	5	11	5	1
2016																	
2017	AZL Reds-R	2-3	4.94	13	4	0	0	0	31.0	31	21	17	2	13	40	4	3
Minor League Totals - 2 yrs		2-4	3.89	22	4	0	0	0	44.0	39	27	19	3	18	51	9	4

DIAZ, Yoel - RHP AGE: 19; HT: 6-1; WT: 190; B/T: R/R; BORN: 1/9/99, Maracay, Aragua, VZ. SIGNED BY: Reds. RESIDES: Maracay, Aragua, VZ.

OBTAINED: Signed as a first-year minor league player on 4/6/16.

Yr	Club	W-L	ERA	G	GS	CG	SHO	SV	IP	H	R	ER	HR	BB	SO	WP	BK
2016	DSL Rojos-R	0-2	5.70	20	0	0	0	2	42.2	48	30	27	3	20	38	7	0
2017	DSL Reds-R	1-1	6.66	13	0	0	0	3	25.2	21	22	19	3	17	22	3	1
	DSL Rojos-R	1-0	0.00	1	0	0	0	0	3.1	4	0	0	0	2	2	1	1
Minor League Totals - 2 yrs		2-3	5.78	34	0	0	0	5	71.2	73	52	46	6	39	62	11	2

DOWNES, Jeter - SS AGE: 19; HT: 5-11; WT: 180; B/T: R/R; BORN: 7/27/98, San Andres, Colombia. SIGNED BY: Hector Otero. RESIDES: Miami, FL.

OBTAINED: Selected in the competitive-balance round A of the 2017 First-Year Player Draft (32nd overall). CAREER NOTES: In 2017, ranked by Baseball America (11th) and MLB.com (12th) as one of the best prospects in the Reds organization...in November was one of a dozen Reds minor leaguers to attend a leadership training program at West Point. PERSONAL: Graduated from Pace HS (Miami, FL). TWITTER: @jeter2downs.

Yr	Club	AVG	G	AB	R	H	2B	3B	HR	RBI	SH	SF	HB	BB	SO	SB	CS	E
2017	Billings-R	.267	50	172	31	46	3	3	6	29	1	5	4	27	32	8	5	18

EHRET, Jake - RHP AGE: 25; HT: 6-3; WT: 205; B/T: R/R; BORN: 3/18/93, San Dimas, CA. **SIGNED BY:** Rex De La Nuez. **RESIDES:** San Dimas, CA. **OBTAINED:** Selected in the 14th round of the 2014 First-Year Player Draft. **CAREER NOTES:** In 2017, following the regular season pitched for Scottsdale in the prestigious Arizona Fall League...in 2016, was a Florida State League midseason all-star. **PERSONAL:** Played collegiately at UCLA...graduated from San Dimas HS (CA)...originally drafted in 2011 by the Marlins in the 37th round...last name is pronounced AIR-et.

Yr	Club	W-L	ERA	G	GS	CG	SHO	SV	IP	H	R	ER	HR	BB	SO	WP	BK
2014	AZL Reds-R	1-1	3.78	13	0	0	0	0	16.2	17	10	7	1	13	10	4	0
2015	Dayton-A	3-3	3.71	40	0	0	0	3	70.1	63	40	29	1	37	59	11	0
2016	Daytona-A	1-2	2.59	23	0	0	0	6	31.1	27	9	9	2	7	32	1	0
	Pensacola-AA	3-2	5.40	22	0	0	0	0	30.0	29	20	18	2	21	31	2	0
2017	Pensacola-AA	0-1	9.14	19	0	0	0	1	21.2	33	22	22	2	17	15	5	0
	Daytona-A	1-1	5.95	17	0	0	0	3	19.2	14	13	13	3	13	16	2	0
Minor League Totals - 4 yrs		9-10	4.65	134	0	0	0	13	189.2	183	114	98	11	108	163	25	0

ENCARNACION, Marcos - RHP AGE: 22; HT: 6-2; WT: 180; B/T: R/R; BORN: 11/28/95, Yamasa, DR. **SIGNED BY:** Richard Jimenez. **RESIDES:** Monte Plata, DR. **CAREER NOTES:** In 2017, did not play due to elbow injury. **OBTAINED:** Signed as a non-drafted free agent on 7/2/13.

Yr	Club	W-L	ERA	G	GS	CG	SHO	SV	IP	H	R	ER	HR	BB	SO	WP	BK
2014	DSL Reds-R	3-3	2.44	14	12	0	0	0	55.1	51	24	15	1	28	57	1	0
2015	DSL Reds-R	3-2	3.34	15	15	0	0	0	62.0	54	38	23	0	34	55	12	0
2016	DSL Rojas-R	0-1	16.88	1	1	0	0	0	2.2	5	6	5	0	3	4	6	0
2017									(Injured - Did Not Play)								
Minor League Totals - 3 yrs		6-6	3.23	30	28	0	0	0	120.0	110	68	43	1	65	116	19	0

ESCOBOZA, Edward - RHP AGE: 22; HT: 6-5; WT: 185; B/T: R/R; BORN: 12/5/95, Gaspar Hernandez, DR. **SIGNED BY:** Richard Jimenez. **RESIDES:** Gaspar Hernandez, DR. **OBTAINED:** Signed as a non-drafted free agent on 1/27/15.

Yr	Club	W-L	ERA	G	GS	CG	SHO	SV	IP	H	R	ER	HR	BB	SO	WP	BK
2015	DSL Rojas-R	3-8	6.11	18	9	0	0	0	56.0	66	49	38	5	25	60	6	1
2016	DSL Reds-R	1-2	2.92	13	13	0	0	0	64.2	63	27	21	2	18	60	3	0
2017	AZL Reds-R	2-0	4.33	14	1	0	0	1	43.2	40	22	21	4	9	59	3	0
	Billings-R	0-0	27.00	1	0	0	0	0	1.2	6	5	5	1	1	1	0	0
Minor League Totals - 3 yrs		7-10	4.31	50	23	0	0	1	177.2	179	104	85	12	58	196	13	1

FAIRCHILD, Stuart - OF AGE: 22; HT: 6-0; WT: 200; B/T: R/R; BORN: 3/17/96, Seattle, WA. **SIGNED BY:** Perry Smith. **RESIDES:** Seattle, WA. **OBTAINED:** Selected in the second round of the 2017 First-Year Player Draft. **CAREER NOTES:** In 2017, ranked by both Baseball America and MLB.com as the 16th-best prospect in the Reds organization...named by Baseball America as the best defensive outfielder in the Reds system...in November was one of a dozen Reds minor leaguers to attend a leadership training program at West Point. **PERSONAL:** Played collegiately at Wake Forest where he was a 2017 consensus first-team All-American and a 2017 Golden Spikes Award semifinalist...did not commit an error during his freshman and junior seasons (288 total chances)...originally drafted by the Nationals in the 38th round in 2014. **TWITTER:** @stustuuu.

Yr	Club	AVG	G	AB	R	H	2B	3B	HR	RBI	SH	SF	HB	BB	SO	SB	CS	E
2017	Billings-R	.304	56	204	36	62	5	4	3	23	0	0	11	19	35	12	4	3

FALCON, Andres - RHP AGE: 20; HT: 6-3; WT: 165; B/T: R/R; BORN: 10/22/97, Nizao, DR. **SIGNED BY:** Richard Jimenez. **RESIDES:** Nizao, DR. **OBTAINED:** Signed as a first-year minor league player on 6/15/16. **CAREER NOTES:** 2018 will be his first professional season.

FINOL, Claudio - INF AGE: 17; HT: 5-11; WT: 150; B/T: R/R; BORN: 4/13/00, Maracaibo, VZ. **SIGNED BY:** Jose Fuentes. **RESIDES:** Maracaibo, VZ. **OBTAINED:** Signed as a first-year minor league player on 7/7/16.

Yr	Club	AVG	G	AB	R	H	2B	3B	HR	RBI	SH	SF	HB	BB	SO	SB	CS	E
2017	DSL Reds-R	.300	58	200	35	60	10	4	1	21	3	2	4	23	19	6	4	7

FOSSAS, Aaron - RHP AGE: 25; HT: 6-1; WT: 195; B/T: R/R; BORN: 9/2/92, Wellesley, MA. **SIGNED BY:** Brad Meador. **RESIDES:** Dudley, MA. **OBTAINED:** Signed as a non-drafted free agent on 6/13/16. **CAREER NOTES:** In 2017, received the Reds Minor League Community Service Award...selected as a Midwest League All-Star...ranked among league leaders with 44 appearances (3rd). **PERSONAL:** Pitched at Wake Forest, where he was a 2-year team captain...underwent "Tommy John" surgery in March 2015...graduated from Holy Name Central Catholic High School (Worcester, MA), where he was a member of the National Honor Society and earned honor awards in English, anatomy and physiology, Spanish and math...was class vice president as a freshman and sophomore...his mother and father both ran track and cross country at Brandeis University...his uncle Tony Fossas is a former Major League pitcher and currently coaching in the Reds' system. **TWITTER:** @aaronfossas.

Yr	Club	W-L	ERA	G	GS	CG	SHO	SV	IP	H	R	ER	HR	BB	SO	WP	BK
2016	AZL Reds-R	2-0	2.55	18	2	0	0	2	24.2	12	11	7	0	8	31	4	0
2017	Dayton-A	4-1	2.43	44	0	0	0	6	66.2	61	20	18	1	16	49	1	0
Minor League Totals - 2 yrs		6-1	2.46	62	2	0	0	8	91.1	73	31	25	1	24	80	5	0

FRIEDL, TJ - OF AGE: 22; HT: 5-10; WT: 170; B/T: L/L; BORN: 8/14/95, Sewickley, PA. **SIGNED BY:** Rex De La Nuez. **RESIDES:** Pleasanton, CA. **OBTAINED:** Signed as a first-year minor league player on 8/4/16. **CAREER NOTES:** In 2017, was a Midwest League All-Star...ranked by Baseball America (17th) and MLB.com (15th) as one of the best prospects in the Reds organization...in November was one of a dozen Reds minor leaguers to attend a leadership training program at West Point...in 2016, named by Baseball America as the 15th-best prospect in the Reds organization and the "Best Defensive Outfielder"...posted the eighth-best batting average in University of Nevada program history (.401, 58g)...was named to the All-Mountain West Tournament team after batting .500 with 10 hits, 8 runs and 8 RBI in 6 postseason games...was a member of the USA Baseball Collegiate National Team...in his professional debut on 8/5 for Billings vs Ogden went 3-for-3 with 2 home runs. **PERSONAL:** First name is TJ, without punctuation...last name is pronounced FREE-dul...played at the University of Nevada...graduated from Foothill HS (Pleasanton, CA) where he also played basketball...his uncle Jim Friedl played quarterback at the University of Pittsburgh...full name is Terry Lee Friedl, Jr. **TWITTER:** @TJFriedl_1

Yr	Club	AVG	G	AB	R	H	2B	3B	HR	RBI	SH	SF	HB	BB	SO	SB	CS	E
2016	Billings-R	.347	29	121	24	42	11	2	3	17	0	0	3	13	25	7	2	1
2017	Dayton-A	.284	66	250	47	71	20	6	5	25	1	2	10	29	46	14	8	3
	Daytona-A	.257	48	179	15	46	6	2	2	13	4	1	5	10	39	2	1	0
Minor League Totals - 2 yrs		.289	143	550	86	159	37	10	10	55	5	3	18	52	110	23	11	4



GARCIA, Emilio - OF AGE: 18; HT: 6-2; WT: 200; B/T: R/R; BORN: 6/15/99, Santo Domingo, DR. SIGNED BY: Felix Romero. RESIDES: Santo Domingo, DR. OBTAINED: Signed as a non-drafted free agent on 7/4/17. CAREER NOTES: 2018 will be his first professional season.

GARCIA, Jose - INF AGE: Turns 20 on April 5; HT: 6-2; WT: 175; B/T: R/R; BORN: 4/5/98, Havana, Cuba. SIGNED BY: Tony Arias. RESIDES: Miami, FL. OBTAINED: Signed as a non-drafted free agent on 6/8/17. CAREER NOTES: 2018 will be his first professional season...in 2017, ranked by MLB.com (11th) and Baseball America (12th) as one of the best prospects in the Reds organization.

GARZON, Angel - INF/OF AGE: 20; HT: 6-2; WT: 160; B/T: S/R; BORN: 8/21/97, Montecristi, DR. SIGNED BY: Richard Jimenez. RESIDES: Montecristi, DR. OBTAINED: Signed as a non-drafted free agent on 7/18/14. CAREER NOTES: In 2017, missed the entire season due to elbow injury.

Yr	Club	AVG	G	AB	R	H	2B	3B	HR	RBI	SH	SF	HB	BB	SO	SB	CS	E
2015	DSL Reds-R	.278	23	72	5	20	3	1	0	9	0	1	1	9	33	4	1	3
2016	DSL Rojos-R	.073	13	41	1	3	0	0	0	2	0	0	0	4	18	1	0	1
2017 (Injured - Did Not Play)																		
Minor League Totals - 2 yrs		.204	36	113	6	23	3	1	0	11	0	1	1	13	51	5	1	4

GERMAN, Uarlim - RHP AGE: 21; HT: 6-5; WT: 215; B/T: R/R; BORN: 8/2/96, San Cristobal, DR. SIGNED BY: Enmanuel Cartagena. RESIDES: San Cristobal, DR. OBTAINED: Signed as a non-drafted free agent on 2/7/17.

Yr	Club	W-L	ERA	G	GS	CG	SHO	SV	IP	H	R	ER	HR	BB	SO	WP	BK
2017	DSL Rojos-R	2-3	3.38	19	0	0	0	3	37.1	22	17	14	1	24	29	6	2

GHYZEL, John - RHP AGE: 21; HT: 6-5; WT: 200; B/T: R/R; BORN: 5/18/96, Centerville, VA. SIGNED BY: Lee Seras. RESIDES: Centerville, VA. OBTAINED: Selected in the 18th round of the 2017 First-Year Player Draft. PERSONAL: Played collegiately at the University of Rochester...graduated from Westfield HS (Chantilly, VA).

Yr	Club	W-L	ERA	G	GS	CG	SHO	SV	IP	H	R	ER	HR	BB	SO	WP	BK
2017	AZL Reds-R	1-0	1.74	9	0	0	0	3	10.1	7	4	2	0	3	15	1	0
	Billings-R	0-0	9.26	8	0	0	0	0	11.2	16	17	12	1	6	11	3	0
Minor League Totals - 1 yr		1-0	5.73	17	0	0	0	3	22.0	23	21	14	1	9	26	4	0

GOEDEL, Tyler - OF AGE: 25; HT: 6-4; WT: 180; B/T: R/R; BORN: 10/20/92, San Mateo, CA. SIGNED BY: Brian Morrison (Phillies). RESIDES: Hillsborough, CA. OBTAINED: Selected off waivers from Philadelphia on 4/5/17. CAREER NOTES: In 2017, designated for release/assignment by the Phillies on 3/30...selected off waivers by the Reds on 4/5...began his Reds tenure with Triple-A Louisville...transferred to Double-A Pensacola on 5/3...promoted back to Louisville on 7/22 where he spent the rest of the season and hit safely in 30 of his 40 starts since that promotion...collected his first career Triple-A hit on 4/12 against Toledo...in 2016, made his 1st career Opening Day roster (had never previously played above double-A)...among NL rookies, T-1st in OF assists (5) and T-7th in triples (3)...made his ML debut on 4/6 at CIN in a start in LF...singled for his 1st ML hit on 4/12 vs SD (Erlin)...collected his 1st ML RBI and had his 1st multi-hit game on 4/23 at MIL...slugged his 1st ML home run on 5/18 vs MIA (Urena)...batted .316 (24-76) over a 24-game span from 4/23-5/2...left the game on 9/21 vs CWS after getting hit in the helmet by a pitch; was subsequently diagnosed with a concussion and did not play for the remainder of the season...made 56 starts: 49 in LF and 7 in RF...in 2015, selected by Philadelphia from Tampa Bay in the Rule 5 Draft on 12/10...spent the entire regular season with Montgomery (AA)...was a Southern League midseason All-Star...finished 3rd in the SL in RBI (72) and 5th in triples (10) & SB (28)...was the only player in the SL to reach double-digits in doubles (17), triples, HR (12) and SB...led all TB minor leaguers in triples and led his team in games (123), hits (132), total bases (205), RBI, triples and SB...hit safely in 17 of his first 20 games (.351, .429 OBP, .969 OPS, 13 RBI)...on 7/30 vs Tennessee became the 1st player in team history to hit 3 HR in a game (3-4, 3 HR, 3 RBI, 3 R)...played 111 games in OF and made only 2 errors after being converted from a 3rd baseman prior to 2015...had at least 20 steals for the 4th consecutive season...in 2014, spent the entire season with Charlotte (A) and led the team in RBI (61)...ranked T-1st in the Florida State League in triples (8)...collected 32 multi-hit games and 18 multi-RBI games...in 2013, played for Bowling Green (A)...named a Midwest League midseason All-Star...ranked T-1st on the team in RBI (65) and ranked 3rd in the league in triples (12)...had an 11-game hitting streak, 49-23 (.370, 12 R, 5 SB)...was successful in 30 of his 35 SB attempts (85.7%)...in 2012, began his pro career with Bowling Green...named a Midwest League midseason All-Star...batted .304 (21-69), 3 HR, 11 RBI in April...hit his 1st professional HR on 4/15 at Lake County, going 4-for-6 with 2 HR, 4 R and a professional-high 6 RBI...was on the 7-day DL with a left wrist contusion from 8/29-9/4...in 2011, selected by Tampa Bay Rays between 1st and 2nd rounds of June 2011 draft (41st overall). PERSONAL: Last name pronounced "GUH-dell"...is a 2011 graduate of St. Francis High School (CA), where he played baseball and football...is the brother of former Mets pitcher Erik Goedel...his father, David Goedel, is a biotech industry pioneer who developed synthesized insulin. MAJOR LEAGUE GAME HIGHS: HITS: 3 - 2 times, last: 5/18/16 vs MIA...RUNS: 2 - 5/23/16 at DET...DOUBLES: 1...TRIPLES: 1...HOME RUNS: 1...RBI: 3 - 7/20/16 vs MIA...WALKS: 1...STOLEN BASES: 1...HITTING STREAK: 5 games - 5/18-23/16

Yr	Club	AVG	G	AB	R	H	2B	3B	HR	RBI	SH	SF	HB	BB	SO	SB	CS	E
2012	Bowling Green-A	.246	103	329	52	81	19	2	6	46	3	2	7	38	94	30	5	29
2013	Bowling Green-A	.249	112	450	63	112	18	12	7	65	1	3	3	40	98	30	5	35
2014	Charlotte-A	.269	113	424	41	114	25	8	6	61	0	2	7	46	98	20	9	25
2015	Montgomery-AA	.279	123	473	68	132	17	10	12	72	1	5	6	48	98	28	9	2
2016	PHILADELPHIA	.192	92	213	17	41	3	3	4	16	1	1	2	17	52	3	0	3
2017	Pensacola-AA	.243	62	214	30	52	15	1	5	21	0	0	9	33	44	9	3	0
	Louisville-AAA	.277	55	191	23	53	9	2	1	15	1	0	3	19	40	7	2	0
Minor League Totals		.261	568	2081	277	544	103	35	37	280	6	12	35	224	472	124	33	91
Major League Totals		.192	92	213	17	41	3	3	4	16	1	1	2	17	52	3	0	3

GOMEZ, Elvis - C AGE: 18; HT: 6-0; WT: 170; B/T: R/R; BORN: 5/27/99, San Felix, VZ. SIGNED BY: Jose Fuentes. RESIDES: Puerto de Ordaz, VZ. OBTAINED: Signed as a non-drafted free agent on 7/6/15.

Yr	Club	AVG	G	AB	R	H	2B	3B	HR	RBI	SH	SF	HB	BB	SO	SB	CS	E
2016	DSL Rojos-R	.300	3	10	4	3	0	0	0	1	0	0	1	2	3	0	0	1
2017	DSL Rojos-R	.238	35	101	12	24	3	0	0	5	0	0	4	8	11	1	1	3
Minor League Totals - 2 yrs		.243	38	111	16	27	3	0	0	6	0	0	5	10	14	1	1	4

GONZALEZ, Juan - RHP AGE: 20; HT: 6-0; WT: 200; B/T: R/R; BORN: 10/4/97, Barquisimeto, VZ. SIGNED BY: Reds. RESIDES: Barquisimeto, VZ. OBTAINED: Signed as a first-year minor league player on 10/25/16. CAREER NOTES: 2018 will be his first professional season.

GONZALEZ, Luis M. - SS AGE: 23; HT: 6-0; WT: 181; B/T: R/R; BORN: 7/28/94, Esperanza, Valverde, DR. SIGNED BY: Richard Jimenez. RESIDES: Esperanza, Valverde, DR. OBTAINED: Signed as a non-drafted free agent on 9/21/12. CAREER NOTES: In 2017, was Florida State League Player of the Week for 8/28-9/4...his .283 batting average ranked seventh among all Reds farmhands...in 2016, hit safely in 14 consecutive games from 8/20 through the end of the season (19-53, .358).

Yr	Club	AVG	G	AB	R	H	2B	3B	HR	RBI	SH	SF	HB	BB	SO	SB	CS	E
2013	DSL Rojas-R	.235	67	264	32	62	10	4	2	28	2	1	4	12	30	18	14	32
2014	AZL Reds-R	.277	32	94	7	26	6	1	0	11	3	0	0	2	22	5	3	7
2015	Dayton-A	.245	124	497	55	122	18	3	2	50	9	7	5	14	82	7	4	42
2016	Dayton-A	.228	105	381	30	87	23	2	3	36	2	3	0	18	87	4	1	18
2017	Dayton-A	.276	40	123	20	34	6	0	3	17	1	0	2	4	13	2	2	4
	Daytona-A	.286	66	266	30	76	16	1	5	30	0	8	2	4	44	7	2	15
Minor League Totals - 5 yrs		.250	434	1625	174	407	79	11	15	172	17	19	13	54	278	43	26	118

GONZALEZ, Victor - OF AGE: Turns 19 on April 6; HT: 6-1; WT: 185; B/T: R/R; BORN: 4/6/99, Maracaibo, VZ. SIGNED BY: Jose Fuentes. RESIDES: Maracaibo, VZ. OBTAINED: Signed as a first-year minor league player on 8/2/16.

Yr	Club	AVG	G	AB	R	H	2B	3B	HR	RBI	SH	SF	HB	BB	SO	SB	CS	E
2017	DSL Rojas-R	.200	9	20	3	4	1	0	0	2	0	0	1	5	1	1	0	2

GORDON, Miles - OF AGE: 20; HT: 6-1; WT: 175; B/T: L/R; BORN: 12/3/97, Mississauga, Ontario, Canada. SIGNED BY: Bill Byckowski. RESIDES: Oakville, Ontario, Canada. OBTAINED: Selected in the fourth round of the 2015 First-Year Player Draft. CAREER NOTES: In 2017, his .990 fielding pct was tops among all qualified Pioneer League outfielders...ranked by Baseball America as the 26th-best prospect in the Reds organization. PERSONAL: Graduated from St. Ignace of Loyola Secondary School (Oakville, ON)...played for Team Canada's junior squad. TWITTER: @milesgordon.

Yr	Club	AVG	G	AB	R	H	2B	3B	HR	RBI	SH	SF	HB	BB	SO	SB	CS	E
2015	AZL Reds-R	.220	31	118	15	26	4	3	0	12	3	1	0	7	26	5	3	2
2016	Billings-R	.262	22	65	11	17	3	2	0	11	2	1	1	11	14	3	2	0
2017	Billings-R	.319	61	232	40	74	15	5	8	37	1	2	1	27	55	7	3	0
Minor League Totals - 3 yrs		.282	114	415	66	117	22	10	8	60	6	4	2	45	95	15	8	3

GRATEROL, Jean - INF AGE: 19; HT: 5-11; WT: 155; B/T: R/R; BORN: 1/1/99, Punto Fijo, Falcon, VZ. SIGNED BY: Jose Fuentes. RESIDES: Pedregal, Falcón, VZ. OBTAINED: Signed as a first-year minor league player on 5/31/16.

Yr	Club	AVG	G	AB	R	H	2B	3B	HR	RBI	SH	SF	HB	BB	SO	SB	CS	E
2017	DSL Rojas-R	.291	34	110	14	32	5	3	2	24	0	3	1	7	30	4	1	4
	DSL Reds-R	.269	11	26	4	7	3	0	0	3	0	0	1	3	9	2	1	1
Minor League Totals - 1 yr		.287	45	136	18	39	8	3	2	27	0	3	2	10	39	6	2	5

GREENE, Hunter - RHP/DH AGE: 18; HT: 6-3; WT: 195; B/T: R/R; BORN: 8/6/99, Stevenson Ranch, CA. SIGNED BY: Rick Ingalls. RESIDES: Stevenson Ranch, CA. OBTAINED: Selected in the first round of the 2017 First-Year Player Draft (second overall). CAREER NOTES: In 2017, made his professional debut with Rookie Billings, appearing in 3 games on the mound (3 starts) and 7 games at DH...in November was one of a dozen Reds minor leaguers to attend a leadership training program at West Point...named the 2017 Cincinnati Reds Minor League Social Media MVP...ranked by both MLB.com and Baseball America as the second-best prospect in the Reds organization...Baseball America rated his fastball as the best in the Reds system...selected by MLB.com as the top prospect in the 2017 draft...rated by Baseball America as the top high school prospect in the 2017 draft and was that publication's top overall pick in their mock draft...in May, became the 13th high schooler to ever appear on the cover of Sports Illustrated. PERSONAL: Graduated from Notre Dame High School (Sherman Oaks, CA)...other notable Notre Dame High graduates include Giancarlo Stanton, Pat Gillick, Kirsten Dunst, Jerry Mathers, Rami Malek, Donald Gibb, Dave Navarro, Ed Begley Jr. and Rachel Bilson...was a regular participant at MLB's Urban Youth Academy in Compton, CA. TWITTER: @HunterGreene17.

Yr	Club	W-L	ERA	G	GS	CG	SHO	SV	IP	H	R	ER	HR	BB	SO	WP	BK
2017	Billings-R	0-1	12.46	3	3	0	0	0	4.1	8	7	6	0	1	6	1	0

Yr	Club	AVG	G	AB	R	H	2B	3B	HR	RBI	SH	SF	HB	BB	SO	SB	CS	E
2017	Billings-R	.233	7	30	1	7	2	1	0	3	0	0	0	0	8	0	0	0

GUERRERO, Gabriel - OF AGE: 24; HT: 6-3; WT: 215; B/T: R/R; BORN: 12/11/93, Nizao, DR. SIGNED BY: Patrick Guerrero, Bob Engle, Franklin Taveras, Jr. (Mariners). RESIDES: Nizao, DR. OBTAINED: Claimed off waivers by the Reds on 11/28/16. CAREER HIGHLIGHTS: In 2014 was a Mariners MiLB.com Organization All-Star and a mid-season California League All-Star...played in the 2014 SiriusXM All-Star Futures Game at Min's Target Field...in 2012 was the Dominican Summer League's Most Valuable Player. CAREER NOTES: In 2017, was a non-roster invitee to Reds Major League Spring Training camp...spent the season at Double-A Pensacola where he was named to the Southern League All-Star team...in 2016, entered the season rated the Diamondbacks' eighth-best prospect by Baseball America and 11th-best prospect by MLB.com...in 126 apps for Class AA Mobile and Class AAA Reno produced 38 extra-base hits and 54 RBI...following the season played for Estrellas in the Dominican Winter League (33g, .250, 6 2b, 1hr, 16rbi, 1sb)...on 11/18 was designated for assignment...on 11/28 was claimed off waivers by the Reds...on 12/2 was non-tendered and became a free agent but a week later was re-signed by the Reds to a minor league contract and invited to 2017 Major League spring training camp...in 2015, at the time of his 6/3 trade from Sea to Ari was rated the Mariners' fifth-best prospect...in 2014, was a Mariners MiLB.com Organization All-Star and a mid-season California League All-Star...played in the 2014 SiriusXM All-Star Futures Game at Min's Target Field...ranked among the California League leaders in hits (2nd), RBI (4th) and hitting (7th)...was 1 of only 7 minor league players to hit at least .300 with 45 extra-base hits, 90 RBI and 90 runs scored...in 2012, was the Dominican Summer League's Most Valuable Player...led the DSL in HR and RBI while ranking third in slugging percentage and fifth in hitting...hit for the cycle on 6/28. PERSONAL: Is the nephew of former Major League players Vladimir Guerrero and Wilton Guerrero and a cousin to Vladimir Guerrero Jr....Vladimir Guerrero Sr. played 16 seasons in the Major Leagues, was the 2004 American League Most Valuable Player and in 2018 was elected to the National Baseball Hall of Fame in Cooperstown alongside Chipper Jones, Trevor Hoffman and Jim Thome. TRANSACTIONS: Was signed by the Mariners as a non-drafted free agent, January 13, 2011. Was signed by Patrick Guerrero, Bob Engle and Franklin Taveras Jr....Was acquired by the Diamondbacks, along with C Wellington Castillo, RHP Dominic Leone and IF Jack Reinheimer, in exchange for OF Mark Trumbo and LHP Vidal Nuno, June 3, 2015...Was claimed off waivers by the Reds, November 28, 2016.

Yr	Club	AVG	G	AB	R	H	2B	3B	HR	RBI	SH	SF	HB	BB	SO	SB	CS	OBP	SLG	E
11	DSL Mariners - R	.236	57	191	24	45	9	0	1	14	1	0	0	14	29	4	3	.288	.298	2
12	DSL Mariners - R	.355	50	200	38	71	9	4	11	54	0	4	0	21	28	4	6	.409	.605	3
	AZL Mariners - R	.333	18	75	17	25	5	0	4	18	0	2	0	3	13	0	0	.350	.560	3
13	Clinton - A	.271	125	469	60	127	23	3	4	50	0	6	3	21	113	12	3	.303	.358	8
14	High Desert - A	.307	131	538	97	165	28	2	18	96	1	5	2	34	131	18	6	.347	.467	10
15	Jackson - AA	.215	48	177	22	38	10	0	2	15	0	2	0	12	48	3	0	.262	.305	2
	Mobile - AA	.226	78	283	29	64	15	5	5	32	0	2	1	11	60	8	2	.256	.367	3
16	Reno - AAA	.212	34	99	10	21	5	1	1	9	0	2	0	9	25	0	0	.273	.313	3
	Mobile - AA	.241	92	319	39	77	18	5	8	45	0	3	0	20	76	6	3	.284	.404	5
17	Pensacola - AA	.273	132	501	61	137	24	4	7	50	0	5	3	34	103	3	7	.320	.379	3
Minor League Totals - 7 yrs		.270	765	2852	397	770	146	24	61	383	2	31	9	179	626	58	30	.312	.402	42

GUTIERREZ, Vladimir - RHP AGE: 22; HT: 6-0; WT: 190; B/T: R/R; BORN: 9/18/95, Havana, Cuba. **SIGNED BY:** Tony Arias, Chris Buckley, Bob Engle. **RESIDES:** Veracruz, MX. **OBTAINED:** Signed a minor league contract on 9/7/16. **CAREER HIGHLIGHTS:** Following the 2013-2014 Cuban National Series season was named Rookie of the Year...in August 2014 was rated by Baseball America the 14th-best prospect in Cuba...in February 2015, while in Puerto Rico for the Caribbean Series, led the Cuban team to pursue a career in the Major Leagues. **CAREER NOTES:** In 2017, following the season was ranked by both Baseball America (9th) and MLB.com (10th) as one of the best prospects in the Reds organization...in 2016, was signed by the Reds in September and participated in his first organized workouts during the instructional league in Goodyear...following the season was rated by Baseball America the ninth-best prospect in the organization...during showcases for scouts reportedly hit 97 miles per hour on the radar gun...on 12/9 was invited to Major League spring training camp.

Yr	Club	W-L	ERA	G	GS	CG	SHO	SV	IP	H	R	ER	HR	BB	SO	WP	BK
2017	Daytona-A	7-8	4.46	19	19	0	0	0	103.0	108	54	51	10	19	94	4	2

GUZMAN, Darlin - OF AGE: 17; HT: 6-1; WT: 165; B/T: L/L; BORN: 9/27/00, Santo Domingo, DR. **SIGNED BY:** Edgar Melo. **RESIDES:** Santo Domingo, DR. **OBTAINED:** Signed as a non-drafted minor league free agent on 10/11/17. **CAREER NOTES:** 2018 will be his first professional season.

HANSON, Nick - RHP AGE: 19; HT: 6-5; WT: 223; B/T: R/R; BORN: 6/10/98, Burnsville, MN. **SIGNED BY:** Andy Stack. **RESIDES:** Savage, MN. **OBTAINED:** Selected in the third round of the 2016 First-Year Player Draft. **CAREER NOTES:** In 2017, did not pitch due to elbow injury...ranked by Baseball America as the Reds' 30th-best prospect...in 2016, following the season ranked by MLB.com (27th) and Baseball America (30th) as one of the Reds' top 30 prospects...named Gatorade Baseball Player of the Year for Minnesota...selected to USA TODAY's American Family Insurance ALL-USA Minnesota First Team. **PERSONAL:** Graduated from Prior Lake HS (MN). **TWITTER:** @nickhanson21.

Yr	Club	W-L	ERA	G	GS	CG	SHO	SV	IP	H	R	ER	HR	BB	SO	WP	BK
2016	AZL Reds-R	0-2	9.18	8	8	0	0	0	16.2	25	19	17	1	15	15	1	0
2017																	

(Injured - Did Not Pitch)

HARDING, Junior - RHP AGE: 21; HT: 5-9; WT: 185; B/T: R/R; BORN: 7/21/96, Easton, MD. **SIGNED BY:** John Poloni. **RESIDES:** Cambridge, MD. **OBTAINED:** Selected in the 17th round of the 2017 First-Year Draft. **PERSONAL:** Played collegiately at Chipola College...graduated from Cambridge-South Dorchester HS (Cambridge, MD)...originally drafted by the Royals in the 20th round in 2015. **TWITTER:** @JHarding22_4.

Yr	Club	W-L	ERA	G	GS	CG	SHO	SV	IP	H	R	ER	HR	BB	SO	WP	BK
2017	AZL Reds-R	0-4	6.52	18	0	0	0	2	19.1	22	17	14	0	16	28	4	0

HEATHERLY, Jacob - LHP AGE: 19; HT: 6-1; WT: 210; B/T: L/L; BORN: 5/20/98, Cullman, AL. **SIGNED BY:** James Moran. **RESIDES:** Cullman, AL. **OBTAINED:** Selected in the third round of the 2017 First-Year Draft. **CAREER NOTES:** In 2017, ranked by Baseball America (15th) and MLB.com (17th) as one of the best prospects in the Reds system. **PERSONAL:** Graduated from Cullman HS (Cullman, AL).

Yr	Club	W-L	ERA	G	GS	CG	SHO	SV	IP	H	R	ER	HR	BB	SO	WP	BK
2017	AZL Reds-R	2-1	2.93	9	6	0	0	0	30.2	26	13	10	3	16	26	3	1
	Billings-R	0-1	12.00	3	3	0	0	0	9.0	17	12	12	0	4	5	1	0
	Minor League Totals - 1 yr	2-2	4.99	12	9	0	0	0	39.2	43	25	22	3	20	31	4	1

HENDRIX, Ryan - RHP AGE: 23; HT: 6-3; WT: 215; B/T: R/R; BORN: 12/16/94, Lufkin, TX. **SIGNED BY:** Byron Ewing. **RESIDES:** Livingston, TX. **OBTAINED:** Selected in the fifth round of the 2016 First-Year Player Draft. **CAREER NOTES:** In 2016, following the season ranked by Baseball America (24th) and MLB.com (30th) as one of the Reds' top 30 prospects. **PERSONAL:** Played collegiately at Texas A&M...pitched for Team USA's Collegiate National Team in 2015...in a 2-0 USA victory on 7/11/15 in Cary, NC combined with Missouri's Tanner Houck (4ip) and Florida's A.J. Puk (4ip) to no-hit the Cuban national team...it was the first time Cuba had been held hitless in an international game...graduated from Cypress Woods HS (Cypress, TX)...father Matt played baseball at San Jacinto Junior College...originally selected by Cleveland in the 17th round of the 2013 First-Year Player Draft. **TWITTER:** @RyanHendrix11

Yr	Club	W-L	ERA	G	GS	CG	SHO	SV	IP	H	R	ER	HR	BB	SO	WP	BK
2016	Billings-R	0-0	5.19	6	0	0	0	0	8.2	11	5	5	0	5	5	1	0
	Dayton-A	3-1	3.04	15	0	0	0	1	26.2	21	9	9	0	8	31	10	0
2017	Dayton-A	4-1	2.36	23	0	0	0	6	34.1	19	11	9	2	10	61	7	0
	Daytona-A	1-4	3.58	24	0	0	0	2	27.2	29	15	11	4	19	27	4	0
	Minor League Totals - 2 yrs	8-6	3.14	68	0	0	0	8	97.1	80	40	34	6	42	124	22	0

HEREDIA, Luis - RHP AGE: 23; HT: 6-6; WT: 254; B/T: R/R; BORN: 8/10/94, Mazatlan, Sinaloa, MX. **SIGNED BY:** Rene Gayo, Jesus "Chino" Valdez & Kyle Stark (Pirates). **RESIDES:** Brooksville, FL. **OBTAINED:** Signed as a minor league free agent on 1/26/18. **CAREER NOTES:** His full media guide bio can be found under the Late Signees heading on the last page of this section.

HERNANDEZ, Miguel - SS AGE: 18; HT: 6-0; WT: 170; B/T: R/R; BORN: 4/13/99, Maracay, Aragua, VZ. **SIGNED BY:** Jose Fuentes. **RESIDES:** Tumeron, Aragua, VZ. **OBTAINED:** Signed as a non-drafted free agent on 7/10/15. **CAREER NOTES:** In 2017, hit safely in 20 consecutive games from 8/8-9/1, the longest hitting streak of the season in the Arizona League.

Yr	Club	AVG	G	AB	R	H	2B	3B	HR	RBI	SH	SF	HB	BB	SO	SB	CS	E
2016	DSL Rojos-R	.245	64	237	35	58	8	1	1	23	2	3	1	35	37	7	6	0
2017	DSL Rojos-R	.285	37	151	31	43	10	2	1	18	1	2	2	11	24	9	3	8
	AZL Reds-R	.314	32	140	20	44	4	3	1	12	0	0	1	4	18	1	1	8
	Minor League Totals - 2 yrs	.275	133	528	86	145	22	6	3	53	3	5	4	50	79	17	10	16

HERNANDEZ, Raul - RHP AGE: 19; HT: 6-3; WT: 190; B/T: R/R; BORN: 2/2/99, Santo Domingo, DR. **SIGNED BY:** Emmanuel Cartagena. **RESIDES:** Santo Domingo, DR. **OBTAINED:** Signed as a non-drafted free agent on 6/2/17.

Yr	Club	W-L	ERA	G	GS	CG	SHO	SV	IP	H	R	ER	HR	BB	SO	WP	BK
2017	DSL Reds-R	2-0	8.55	15	0	0	0	1	20.0	18	21	19	1	16	29	6	0

HOWARD, Nick - RHP AGE: Turns 25 on April 6; HT: 6-4; WT: 215; B/T: R/L; BORN: 4/6/93, Stamford, CT. **SIGNED BY:** Jeff Brookens. **RESIDES:** Sarasota, FL. **OBTAINED:** Selected in the first round (19th overall) of the 2014 First-Year Player Draft. **CAREER NOTES:** In 2017, missed the entire season due to shoulder injury...in 2015, following the season ranked by MLB.com as the Reds' 16th-best prospect...in 2014, selected by MLB.com as the fourth-best prospect in the Reds organization...named by Baseball America as the fifth-best prospect in the Reds system...while at Virginia, named third-team All-American by Louisville Slugger...selected as first-team All-ACC...named to midseason watch lists for John Olerud Two-Way Player, Pitcher of the Year and NCBAWA Stopper of the Year awards...served as Cavaliers closer while platooning at DH and 1B...selected to 2014 ACC All-Tournament team...set ACC single-season saves record...named ACC Player of the Week on 3/24/14 after going 8-for-16 as a batter. **PERSONAL:** Played collegiately at the University of Virginia where he finished his career ranked fourth all-time with 20 career saves...graduated from St. John's Catholic Prep HS (Buckeytown, MD)...his father Dale played college baseball at Canisius...his uncle Dennis played in the Blue Jays organization. **TWITTER:** @Howieballgame33.

Yr	Club	W-L	ERA	G	GS	CG	SHO	SV	IP	H	R	ER	HR	BB	SO	WP	BK
2014	Dayton-A	2-1	3.74	11	5	0	0	0	33.2	28	15	14	4	11	23	0	0
2015	Daytona-A	3-2	6.63	24	5	0	0	2	38.0	34	32	28	0	50	31	9	0
2016	Daytona-A	0-1	6.75	25	0	0	0	1	20.0	20	18	15	1	31	20	13	1
		(Injured - Did Not Pitch)															
Minor League Totals - 3 yrs		5-4	5.60	60	10	0	0	3	91.2	82	65	57	5	92	74	22	1

HOWELL, Robby - RHP AGE: 22; HT: 6-4; WT: 233; B/T: 8/18/95; BORN: 8/18/95, Gainesville, FL. **SIGNED BY:** Sean Buckley. **RESIDES:** Fort White, FL. **OBTAINED:** Selected in the 10th round of the 2017 First-Year Player Draft. **CAREER NOTES:** 2018 will be his first professional season. **PERSONAL:** Played collegiately at Central Florida where in 2017 was the AAC Pitcher of the Year...graduated from Fort White HS (FL) where he pitched 3 no-hitters during his junior year.

HUNTER, Brian - RHP AGE: 25; HT: 6-3; WT: 205; B/T: R/R; BORN: 11/22/92, Plainview, NY. **SIGNED BY:** John Ceprini. **RESIDES:** Port Jefferson Station, NY. **OBTAINED:** Selected in the ninth round of the 2014 First-Year Player Draft. **CAREER NOTES:** In 2017, in Dayton's 2-0 win on 5/20 combined with LHP Scott Moss and RHP Carlos Machorro to no-hit Bowling Green. **PERSONAL:** Played collegiately at the University of Hartford where in 2014 was named to the America East All-Academic Team and, for the second-straight year, to the America East Commissioner's Honor Roll for earning a GPA of 3.5 or higher...also DH'd for the Hawks...graduated from St. John the Baptist (West Islip, NY) where he was named an Under Armour Outstanding Player and a Top 25 All-Long Island player.

Yr	Club	W-L	ERA	G	GS	CG	SHO	SV	IP	H	R	ER	HR	BB	SO	WP	BK
2014	Billings-R	2-0	1.95	21	0	0	0	1	27.2	20	6	6	2	9	31	4	0
2015	Dayton-A	5-3	2.20	28	0	0	0	7	32.2	26	10	8	1	13	41	2	0
2016	AZL Reds-R	0-0	1.93	4	0	0	0	0	4.2	3	2	1	0	1	1	1	0
	Billings-R	0-0	4.22	7	0	0	0	0	10.2	14	5	5	0	2	8	4	0
2017	Dayton-A	0-0	3.00	5	0	0	0	4	6.0	5	3	2	0	1	8	0	0
	Daytona-A	0-0	2.38	12	0	0	0	0	22.2	14	6	6	1	10	29	6	0
Minor League Totals - 4 yrs		7-3	2.42	77	0	0	0	12	104.1	82	32	28	4	36	118	17	0

JAGIELO, Eric - INF AGE: 25; HT: 6-3; WT: 210; B/T: L/R; BORN: 5/17/92, Downers Grove, IL. **SIGNED BY:** Mike Gibbons & Damon Oppenheimer (Yankees). **RESIDES:** Tampa, FL. **OBTAINED:** Acquired from the Yankees along with RHP Caleb Cotham, RHP Rookie Davis and 2B Tony Renda in exchange for LHP Aroldis Chapman on 12/28/15. **CAREER NOTES:** Was selected by the Yankees in the first round (26th overall) of the June 2013 first-year player draft...from 2013-2015 was a mid-season All-Star in each of his first 3 professional seasons (New York-Penn League, Florida State League, Eastern League)...in 2013 and 2014 was a Yankees MiLB.com Organizational All-Star...was New York-Penn League Player of the Week for 8/13-8/19, 2013...entered the 2016 season rated by MLB.com the Reds' ninth-best prospect...prior to his December trade had been rated by MLB.com the Yankees' sixth-best prospect...2016: Attended his first Major League spring training camp...2015: Was a mid-season Eastern League All-Star at Class AA Trenton but was limited to 58 apps because of mid-season surgery to repair the torn lateral meniscus and to clean out loose bodies in his right knee...in those 58g still produced 16 doubles, 9hr and 35rbi...entered the season rated the Yankees eighth-best prospect...following his 12/28/15 trade from the Yankees to the Reds was invited to 2016 Major League spring training camp, his first...2014: At rookie GCL Yankees and Class A Tampa was a mid-season Florida State League All-Star and MiLB.com Organizational All-Star...led Tampa and ranked fourth among all Yankees farmhands with 18 homers...on 5/15 at St. Lucie produced a grand slam and his first career 2-homer game...2013: In his first professional season, at Class A Staten Island was a mid-season New York-Penn League All-Star and MiLB.com Organizational All-Star...was NYPL Player of the Week for 8/13-8/19...in an 11-inning, 3-2 win on 8/18 vs Tri-City went 4-for-6 with 2 doubles and a game-ending HR...from 8/17-8/30 hit 5 homers in a 13-game span...following the season was rated the fifth-best prospect in the Yankee organization. **PERSONAL:** Graduated from Downers Grove (IL) North High School, the same high school where former Reds farmhand and professional wrestler Randy "Macho Man" Savage (Poffo) attended...was a member of the National Honor Society and as a senior established school records with a .585ba, 16hr, 17 2B, 47rbi and 52 runs scored...played at the University of Notre Dame, where in 2013 he was Big East Conference Player of the Year after hitting .388 with 9 homers and leading the league in on-base percentage (.500) and slugging percentage (.633)...in his career for the Irish hit .321...in 2012 hit .291 with 13 homers for Hanwich as his team's Most Valuable Player and a Cape Cod Baseball League All-Star. **TWITTER:** @E_Jagielo.

Yr	Club	AVG	G	AB	R	H	2B	3B	HR	RBI	SH	SF	HB	BB	SO	SB	CS	OBP	SLG	E
13	#GCL Yankees 1-R	.000	1	2	1	0	0	0	0	0	0	0	1	0	0	0	0	.333	.000	0
	#GCL Yankees 2-R	.286	3	7	2	2	2	0	0	0	0	0	1	2	0	0	0	.375	.571	0
	Staten Island-A	.266	51	184	19	49	14	1	6	27	0	1	7	26	54	0	0	.376	.451	3
14	#GCL Yankees 1-R	.217	7	23	3	5	0	0	2	4	0	0	3	1	0	0	0	.308	.478	1
	Tampa-A	.259	85	309	43	80	14	0	16	54	0	3	9	38	93	0	0	.354	.460	16
15	Trenton-AA	.284	58	222	36	63	16	2	9	35	0	3	5	18	58	0	0	.347	.495	10
16	Pensacola-AA	.205	111	365	26	75	15	1	7	26	1	1	9	44	128	0	0	.305	.310	15
17	Pensacola-AA	.230	61	191	19	44	8	0	5	19	1	1	5	30	53	0	0	.348	.351	2
	Louisville-AAA	.161	42	118	8	19	4	0	0	6	1	0	5	15	30	0	1	.283	.195	2
Minor League Totals - 5 yrs		.237	419	1421	157	337	73	4	45	171	3	9	41	175	419	0	1	.336	.389	49

JIMENEZ, Fraudys - INF AGE: 18; HT: 5-11; WT: 175; B/T: L/R; BORN: 5/4/99, Hato Mayor, DR. **SIGNED BY:** Emmanuel Cartagena. **RESIDES:** Hato Mayor, DR. **OBTAINED:** Signed as a non-drafted free agent on 7/4/17. **CAREER NOTES:** 2018 will be his first professional season.

JONES, Francis - RHP AGE: 21; HT: 6-3; WT: 200; B/T: R/R; BORN: 12/6/96, Samana, DR. **SIGNED BY:** Richard Jimenez. **RESIDES:** Samana, DR. **OBTAINED:** Signed as a non-drafted free agent on 7/2/15.

Yr	Club	W-L	ERA	G	GS	CG	SHO	SV	IP	H	R	ER	HR	BB	SO	WP	BK
2016	DSL Rojas-R	5-8	3.87	14	14	1	1	0	74.1	70	43	32	2	24	64	11	1
2017	AZL Reds-R	3-1	6.48	16	0	0	0	0	33.1	42	30	24	2	19	33	7	0
Minor League Totals - 2 yrs		8-9	4.68	30	14	1	1	0	107.2	112	73	56	4	43	97	18	1

JORDAN, Andrew - RHP AGE: 20; HT: 6-2; WT: 185; B/T: R/R; BORN: 8/3/97, Gastonia, NC. **SIGNED BY:** Perry Smith. **RESIDES:** Gastonia, NC. **OBTAINED:** Selected in the 13th round of the 2015 First-Year Player Draft. **PERSONAL:** Graduated from Hunter Huss HS (NC).

Yr	Club	W-L	ERA	G	GS	CG	SHO	SV	IP	H	R	ER	HR	BB	SO	WP	BK
2015	AZL Reds-R	0-0	1.65	8	1	0	0	1	16.1	9	3	3	0	2	19	2	0
2016	Billings-R	1-6	5.43	13	12	0	0	0	54.2	63	37	33	6	21	59	4	0
2017	Dayton-A	7-8	4.66	25	25	0	0	0	131.1	121	74	68	17	37	113	6	0
Minor League Totals - 3 yrs		8-14	4.63	46	38	0	0	1	202.1	193	114	104	23	60	191	12	0



JUAQUIN, Urwin - SS AGE: 20; HT: 6-0; WT: 140; B/T: R/R; BORN: 12/29/97, Willemstad, Curacao. SIGNED BY: Reds. RESIDES: Willemstad, Curacao. OBTAINED: Signed as a non-drafted free agent on 7/11/14.

Yr	Club	AVG	G	AB	R	H	2B	3B	HR	RBI	SH	SF	HB	BB	SO	SB	CS	E
2015	DSL Reds-R	.253	45	174	29	44	5	0	0	13	2	0	3	22	40	7	2	13
2016	AZL Reds-R	.100	15	50	4	5	1	0	0	1	0	0	0	2	16	0	0	6
2017	AZL Reds-R	.211	19	71	12	15	1	0	1	9	2	1	2	3	13	0	1	4
	Billings-R	.205	17	39	5	8	0	0	0	2	0	1	0	4	12	0	1	3
Minor League Totals - 3 yrs		.216	96	334	50	72	7	0	1	25	4	2	5	31	81	7	4	26

JUAREZ, Raul - INF AGE: 19; HT: 6-1; WT: 165; B/T: R/R; BORN: 5/21/98, Carabobo, VZ. SIGNED BY: Jose Fuentes. RESIDES: Carabobo, VZ. OBTAINED: Signed as a non-drafted free agent on 2/10/15.

Yr	Club	AVG	G	AB	R	H	2B	3B	HR	RBI	SH	SF	HB	BB	SO	SB	CS	E
2015	DSL Reds-R	.205	49	166	18	34	8	2	2	18	3	1	11	9	37	5	4	16
2016	DSL Reds-R	.306	57	180	25	55	7	1	6	31	3	3	11	19	34	3	4	9
2017	AZL Reds-R	.278	35	115	12	32	3	0	0	14	0	2	4	6	22	2	2	11
Minor League Totals - 3 yrs		.262	141	461	55	121	18	3	8	63	6	6	26	34	93	10	10	36

KARCHER, Ricky - RHP AGE: 20; HT: 6-4; WT: 195; B/T: R/R; BORN: 9/18/97, Saline, MI. SIGNED BY: Jonathan Reynolds. RESIDES: Saline, MI. OBTAINED: Selected in the 13th round of the 2017 First-Year Player Draft. PERSONAL: Played collegiately at Walters State Community College and the University of Michigan...his father Rick played in the Atlanta Braves organization.

Yr	Club	W-L	ERA	G	GS	CG	SHO	SV	IP	H	R	ER	HR	BB	SO	WP	BK
2017	AZL Reds-R	0-3	10.67	7	4	0	0	0	14.1	18	20	17	1	13	14	10	0

KELLER, Stephen - RHP AGE: 20; HT: 6-2; WT: 210; B/T: S/R; BORN: 11/19/97, Huffman, TX. SIGNED BY: Reds. RESIDES: Huffman, TX. OBTAINED: Selected in the 35th round of the 2017 First-Year Player Draft. PERSONAL: Graduated from Hargrave HS (Huffman, TX).

Yr	Club	W-L	ERA	G	GS	CG	SHO	SV	IP	H	R	ER	HR	BB	SO	WP	BK
2017	AZL Reds-R	0-0	2.89	11	0	0	0	0	18.2	14	7	6	0	9	22	2	2

KIVEL, Jeremy - RHP AGE: 24; HT: 6-1; WT: 200; B/T: R/R; BORN: 10/16/93, Houston, TX. SIGNED BY: Byron Ewing. RESIDES: Spring, TX. OBTAINED: Selected in the 10th round of the 2012 First-Year Player Draft. CAREER NOTES: In 2017, missed the entire season due to elbow injury... in 2015, ranked as the 15th-best prospect in the Reds system according to MLB.com. PERSONAL: Graduated from Spring HS (Spring, TX).

Yr	Club	W-L	ERA	G	GS	CG	SHO	SV	IP	H	R	ER	HR	BB	SO	WP	BK	
2013	AZL Reds-R	0-2	3.91	13	12	0	0	0	50.2	50	33	22	4	23	56	11	0	
2014	Billings-R	1-4	5.31	13	9	0	0	0	40.2	54	28	24	4	21	44	5	0	
2015	Dayton-A	0-1	5.40	37	0	0	0	2	50.0	51	36	30	5	38	55	8	0	
2016	Daytona-A	0-0	10.80	9	0	0	0	0	6.2	9	9	8	0	10	5	1	0	
	Daytona-A	2-3	5.19	28	0	0	0	4	34.2	34	26	20	1	29	42	9	0	
2017																		
Minor League Totals - 4 yrs		3-10	5.12	100	21	0	0	6	182.2	198	132	104	14	121	202	34	0	

KOLOZSVARY, Mark - C AGE: 22; HT: 5-8; WT: 180; B/T: R/R; BORN: 9/4/95, Taveras, FL. SIGNED BY: Sean Buckley. RESIDES: Taveras, FL. OBTAINED: Selected in the seventh round of the 2017 First-Year Player Draft. CAREER NOTES: In 2017, hit safely in 13 straight games from 7/26-8/26. PERSONAL: Played collegiately at Florida where he was a 2-year member of the SEC Academic Honor Roll...graduated from Taveras HS (FL).

Yr	Club	AVG	G	AB	R	H	2B	3B	HR	RBI	SH	SF	HB	BB	SO	SB	CS	E
2017	Billings-R	.305	28	95	19	29	7	0	1	15	0	1	1	8	30	1	0	2

KUHNEL, Joel - RHP AGE: 22; HT: 6-4; WT: 265; B/T: R/R; BORN: 2/19/95, Goldsboro, NC. SIGNED BY: Byron Ewing. RESIDES: Peoria, AZ. OBTAINED: Selected in the 11th round of the 2016 First-Year Player Draft. CAREER NOTES: In 2017, his 48 appearances were the most in the Midwest League... among Midwest League relievers had the second-lowest walk to 9ip ratio (1.41). PERSONAL: Last name pronounced "COON-uh"... pitched collegiately at the University of Texas-Arlington and Central Arizona College...graduated from Sunrise Mountain HS (Peoria, AZ). TWITTER: @hamebone25.

Yr	Club	W-L	ERA	G	GS	CG	SHO	SV	IP	H	R	ER	HR	BB	SO	WP	BK
2016	Billings-R	0-1	3.43	18	0	0	0	4	21.0	28	11	8	1	1	14	2	0
2017	Dayton-A	2-4	4.36	48	0	0	0	11	64.0	78	37	31	6	10	54	6	0
Minor League Totals - 2 yrs		2-5	4.13	66	0	0	0	15	85.0	106	48	39	7	11	68	8	0

LANTIGUA, Danny - OF AGE: 19; HT: 6-1; WT: 165; B/T: S/R; BORN: 3/7/99, La Romana, DR. SIGNED BY: Richard Jimenez. RESIDES: La Romana, DR. OBTAINED: Signed as a first-year minor league player on 6/10/16.

Yr	Club	AVG	G	AB	R	H	2B	3B	HR	RBI	SH	SF	HB	BB	SO	SB	CS	E
2017	DSL Reds-R	.200	17	60	6	12	3	2	0	7	0	0	0	4	22	1	0	2

LANTIGUA, Israel - RHP AGE: 19; HT: 6-3; WT: 190; B/T: R/R; BORN: 2/9/99, Santo Domingo, DR. SIGNED BY: Edgar Melo. RESIDES: Santo Domingo, DR. OBTAINED: Signed as a non-drafted free agent on 5/4/17.

Yr	Club	W-L	ERA	G	GS	CG	SHO	SV	IP	H	R	ER	HR	BB	SO	WP	BK
2017	DSL Rojas-R	0-0	6.62	12	0	0	0	0	17.2	14	15	13	3	19	13	8	0

LAVALLEY, Gavin - 3B/1B AGE: 23; HT: 6-3; WT: 215; B/T: R/R; BORN: 12/28/94, Shawnee, OK. SIGNED BY: Mike Keenan. RESIDES: Choctaw, OK. OBTAINED: Selected in the fourth round of the 2014 First-Year Player Draft. CAREER NOTES: In 2017, earned MVP honors at the Florida State League All-Star Game after belting a pair of 2-run homers to lead the North Division to a 5-2 win over the South...named Reds Minor League Player of the Month for April...his 15 home runs ranked 5th in the FSL...his 79 RBI were the most by all Reds farmhands while his 18 total home runs ranked second...ranked by MLB.com (15th) and Baseball America (21st) as one of the best prospects in the Reds system...in 2016, posted an 18-game hitting streak from 6/16-7/8 (26-75), the second-longest hitting streak of the season in the Florida State League...reached safely in 23 consecutive games from (6/16-7/14)...ranked 11st in the FSL with 29 doubles...in November was one of a dozen Reds minor leaguers to attend a leadership training program at West Point...in 2015, named Reds Minor League Player of the Month for June...produced a 14-game hitting streak from 5/27-6/11 (23-for-54, 426)...in 2014, was an Arizona League All-Star. PERSONAL: Graduated from Carl Albert HS (Midwest City, OK). TWITTER: @GavinLaValley

Yr	Club	AVG	G	AB	R	H	2B	3B	HR	RBI	SH	SF	HB	BB	SO	SB	CS	E
2014	AZL Reds-R	.286	54	189	29	54	10	2	5	30	0	2	2	26	44	3	0	14
	Billings-R	.190	5	21	2	4	0	0	1	2	0	0	1	0	10	0	0	0
2015	Dayton-A	.267	125	469	52	125	29	1	4	53	0	4	7	50	114	4	1	23
2016	Dayton-A	.211	5	19	2	4	1	0	0	0	0	0	0	3	7	0	0	1
	Daytona-A	.275	92	338	50	93	29	2	11	61	0	4	3	29	72	0	0	10
2017	Daytona-A	.288	61	236	38	68	14	0	15	45	0	5	3	15	49	0	0	5
	Pensacola-AA	.251	67	247	24	62	16	0	3	34	0	4	2	19	67	0	0	2
Minor League Totals - 4 yrs		.270	409	1519	197	410	99	5	39	225	0	19	18	142	363	7	1	55

LIBERATORE, Ernesto - C AGE: 22; HT: 6-0; WT: 180; B/T: R/R; BORN: 3/26/96, El Llano, VZ. SIGNED BY: Jose Fuentes. RESIDES: Julia, VZ. OBTAINED: Signed as a non-drafted free agent on 11/20/13.

Yr	Club	AVG	G	AB	R	H	2B	3B	HR	RBI	SH	SF	HB	BB	SO	SB	CS	E
2014	DSL Rojas-R	.225	38	102	11	23	6	0	1	13	4	1	7	8	34	1	3	10
2015	DSL Reds-R	.233	50	163	15	38	10	0	1	24	0	2	5	8	30	5	4	10
2016	Dayton-A	.111	3	9	0	1	0	0	0	0	0	0	0	0	2	0	0	0
	Daytona-A	.333	1	3	0	1	0	0	0	0	0	0	0	0	0	0	0	0
	AZL Reds-R	.085	15	47	3	4	4	0	0	2	0	0	0	2	16	0	0	5
2017	AZL Reds-R	.238	21	63	9	15	2	0	1	5	0	0	1	9	16	0	0	5
Minor League Totals - 4 yrs		.212	128	387	38	82	22	0	3	44	4	3	13	27	98	6	7	30

LJATIFI, Nadair - SS AGE: 20; HT: 5-10; WT: 150; B/T: R/R; BORN: 2/21/98, Dortmund, Germany. SIGNED BY: Reds. RESIDES: Dortmund, Germany. OBTAINED: Signed as a non-drafted free agent on 7/7/14.

Yr	Club	AVG	G	AB	R	H	2B	3B	HR	RBI	SH	SF	HB	BB	SO	SB	CS	E
2015	AZL Reds-R	.313	8	16	2	5	2	0	1	3	0	0	1	2	6	0	1	3
2016	AZL Reds-R	.244	23	82	11	20	2	0	1	8	1	0	2	8	20	0	1	8
2017	Billings-R	.246	28	69	9	17	3	1	2	12	0	2	1	7	18	1	0	5
Minor League Totals - 3 yrs		.251	59	167	22	42	7	1	3	23	1	2	4	17	44	1	2	16

LOFSTROM, Morgan - C AGE: 22; HT: 6-0; WT: 201; B/T: L/R; BORN: 8/17/95, Nelson, British Columbia, Canada. SIGNED BY: Bill Byckowski. RESIDES: West Kelowna, British Columbia, Canada. OBTAINED: Selected in the 20th round of the 2013 First-Year Player Draft. PERSONAL: Graduated from Mount Boucherie Secondary School (West Kelowna, BC). TWITTER: @Morganlofstrom.

Yr	Club	AVG	G	AB	R	H	2B	3B	HR	RBI	SH	SF	HB	BB	SO	SB	CS	E
2014	AZL Reds-R	.215	24	79	4	17	4	0	0	5	0	0	2	1	21	0	0	3
2015	AZL Reds-R	.250	6	12	1	3	0	0	0	0	0	0	1	2	3	1	0	1
2016	AZL Reds-R	.265	10	34	6	9	2	0	1	3	0	0	2	2	7	0	0	2
	Billings-R	.197	22	66	5	13	4	0	1	8	2	0	2	4	26	0	1	1
2017	Billings-R	.202	25	84	13	17	3	0	1	12	2	1	1	7	25	1	0	2
	Dayton-A	.300	3	10	1	3	0	0	0	0	0	0	0	1	2	0	0	0
Minor League Totals - 4 yrs		.218	90	285	30	62	13	0	3	28	4	1	8	17	84	2	1	9

LONGHI, Nick - OF AGE: 22; HT: 6-2; WT: 210; B/T: R/L; BORN: 8/16/95, Springfield, MA. SIGNED BY: Willie Romay (Red Sox). RESIDES: Venice, FL. OBTAINED: Acquired from the Red Sox on 7/2/17 in exchange for international amateur signing bonus pool space. CAREER NOTES: In 2017, following the season ranked by Baseball America as the Reds 23rd-best prospect...entered the season ranked by Baseball America as the Red Sox' 14th-best prospect...traded from the Red Sox to the Reds on 7/2 in exchange for international amateur signing bonus space...named by MLB.com as the 26th-best prospect in the Reds system...in 2016, for Advanced-A Salem, ranked among Carolina League leaders in batting average (.282, 10th), RBI (77, 5th) and doubles (40, 2nd)...led the league's first basemen in fielding pct (.999), committing 1 error in 856 chances...in 2015, ranked 4th in the Red Sox organization in RBI (62) and 5th in batting average (.281)...following the season was ranked by Baseball America as the no. 14 prospect in the system...also rated by that publication as the best defensive first baseman in the South Atlantic League...in 2013, named the best pure hitter among 2013 Red Sox draft picks in Baseball America's Draft Analysis...selected by Boston in the 30th round of the 2013 First-Year Player Draft. PERSONAL: Graduated from Venice HS (Venice, FL). TWITTER: @nick_longhi21.

Yr	Club	AVG	G	AB	R	H	2B	3B	HR	RBI	SH	SF	HB	BB	SO	SB	CS	E
2013	GCL Red Sox-R	.178	16	45	4	8	5	0	1	4	1	0	1	3	12	1	0	1
2014	Lowell-A	.330	30	109	19	36	10	1	0	10	0	1	0	11	22	0	3	3
2015	Greenville-A	.281	115	442	52	124	27	3	7	62	3	3	6	34	88	2	0	8
2016	Salem-A	.282	124	471	56	133	40	3	2	77	2	9	3	50	106	2	3	1
2017	Portland-AA	.262	62	237	26	62	15	0	6	33	0	0	2	13	40	0	1	2
	Pensacola-AA	.316	7	19	2	6	1	0	1	7	0	0	0	3	5	0	0	0
Minor League Totals - 5 yrs		.279	354	1323	159	369	98	7	17	193	6	13	12	114	273	5	7	15

LOPEZ, Alejo - INF AGE: 21; HT: 5-10; WT: 170; B/T: S/R; BORN: 5/5/96, Mexico City, MX. SIGNED BY: Dan Cholowsky. RESIDES: Glendale, AZ. OBTAINED: Signed as a non-drafted free agent on 7/16/15. CAREER NOTES: In 2017 ranked among all Pioneer League leaders in sac flies (7, 1st), games (67, T2nd), triples (6, T2nd)...had the third-lowest total plate apps per strikeout ratio (0.61)...reached base safely in 24 straight games from 7/17-8/16...in 2016, was the second-toughest batter to strike out in the Pioneer League (12.05 TPA/SO ratio).

Yr	Club	AVG	G	AB	R	H	2B	3B	HR	RBI	SH	SF	HB	BB	SO	SB	CS	E
2015	AZL Reds-R	.419	12	31	3	13	2	0	0	5	0	0	2	5	0	2	2	3
2016	Billings-R	.273	57	205	36	56	6	1	1	29	1	1	1	21	19	11	3	8
2017	Billings-R	.300	67	220	49	66	10	6	4	33	6	7	6	30	28	11	4	8
Minor League Totals - 3 yrs		.296	136	456	88	135	18	7	5	67	7	8	9	56	47	24	9	19

LOZANO, Deybert - OF AGE: 18; HT: 6-1; WT: 165; B/T: L/R; BORN: 11/15/99, Carabobo, VZ. SIGNED BY: Richard Jimenez. RESIDES: Carabobo, VZ. OBTAINED: Signed as a non-drafted free agent on 2/7/17.

Yr	Club	AVG	G	AB	R	H	2B	3B	HR	RBI	SH	SF	HB	BB	SO	SB	CS	E
2017	DSL Reds-R	.200	24	80	12	16	3	0	0	2	1	0	0	11	17	4	4	0
	DSL Rojas-R	.250	12	40	5	10	1	0	0	1	1	0	0	2	6	1	2	0
Minor League Totals - 2 yrs		.217	36	120	17	26	4	0	0	3	2	0	2	13	23	5	6	0

MACHORRO, Carlos - RHP AGE: 21; HT: 6-2; WT: 175; B/T: R/R; BORN: 9/20/96, Monterrey, MX. **SIGNED BY:** Tony Arias. **RESIDES:** Cadereyta Jiménez, Nuevo León, MX. **OBTAINED:** Signed a first-year minor league contract on 6/14/14. **CAREER NOTES:** In 2017, in Dayton's 2-0 win on 5/20 combined with LHP Scott Moss and RHP Brian Hunter to no-hit Bowling Green...in 2016, had the lowest walk/9ip ratio (0.38; 1bb/23.2ip) and the second-lowest baserunners per 9ip ratio (7.23) in the Arizona League.

Yr	Club	W-L	ERA	G	GS	CG	SHO	SV	IP	H	R	ER	HR	BB	SO	WP	BK
2015	AZL Reds-R	1-0	1.50	5	0	0	0	2	12.0	7	3	2	0	4	13	0	0
	Billings-R	1-1	4.76	9	0	0	0	0	17.0	22	9	9	1	8	17	6	0
2016	AZL Reds-R	1-0	1.52	15	0	0	0	5	23.2	18	5	4	0	1	19	2	0
	Billings-R	0-2	9.00	8	0	0	0	0	11.0	16	11	11	5	3	11	1	0
2017	Dayton-A	2-3	2.29	29	0	0	0	1	51.0	33	17	13	1	20	43	4	1
Minor League Totals - 3 yrs		5-6	3.06	66	0	0	0	8	114.2	96	45	39	7	36	103	13	1

MALLEN, Jorge - RHP AGE: Turns 20 on April 5; HT: 6-0; WT: 160; B/T: R/R; BORN: 4/5/98, Santo Domingo, DR. **SIGNED BY:** Felix Romero. **RESIDES:** San Pedro de Macoris, DR. **OBTAINED:** Signed as a non-drafted free agent on 2/7/17.

Yr	Club	W-L	ERA	G	GS	CG	SHO	SV	IP	H	R	ER	HR	BB	SO	WP	BK
2017	DSL Rojas-R	1-2	4.35	20	0	0	0	7	31.0	21	20	15	0	18	37	4	0

MANUEL, Maiker - RHP AGE: 19; HT: 6-2; WT: 175; B/T: R/R; BORN: 7/29/98, Higuey, DR. **SIGNED BY:** Felix Romero. **RESIDES:** Higuey, DR. **OBTAINED:** Signed as a non-drafted free agent on 12/7/16.

Yr	Club	W-L	ERA	G	GS	CG	SHO	SV	IP	H	R	ER	HR	BB	SO	WP	BK
2017	DSL Rojas-R	3-3	5.63	15	8	0	0	0	46.1	49	32	29	3	25	37	5	1

MANZANERO, Pabel - C AGE: 22; HT: 6-3; WT: 170; B/T: R/R; BORN: 1/30/96, Palo Negro Aragua, VZ. **SIGNED BY:** Jose Fuentes. **RESIDES:** Palo Negro Aragua, VZ. **OBTAINED:** Signed as a non-drafted free agent on 10/2/12.

Yr	Club	AVG	G	AB	R	H	2B	3B	HR	RBI	SH	SF	HB	BB	SO	SB	CS	E
2013	DSL Rojas-R	.241	53	170	17	41	6	0	1	21	0	1	8	11	47	2	2	10
2014	DSL Reds-R	.165	36	109	6	18	3	0	0	8	0	0	2	9	29	1	2	6
2015	DSL Rojas-R	.301	39	153	17	46	6	1	8	34	0	3	4	3	41	0	0	8
2016	AZL Reds-R	.303	32	119	13	36	12	0	0	21	0	1	3	4	21	0	0	6
2017	Billings-R	.242	30	99	13	24	6	0	3	16	0	0	2	3	22	0	0	1
Minor League Totals - 5 yrs		.254	190	650	66	165	33	1	12	100	0	5	19	30	160	3	4	31

MARDIROSIAN, Shane - 2B AGE: 22; HT: 5-10; WT: 175; B/T: L/R; BORN: 10/13/95, San Dimas, CA. **SIGNED BY:** Mike Misuraca. **RESIDES:** Riverside, CA. **OBTAINED:** Selected in the seventh round of the 2014 First-Year Player Draft. **PERSONAL:** Last name pronounced "marr-duh-ROSE-ee-un"... graduated from Martin Luther King HS (Riverside, CA). **TWITTER:** @shanemardi.

Yr	Club	AVG	G	AB	R	H	2B	3B	HR	RBI	SH	SF	HB	BB	SO	SB	CS	E
2014	AZL Reds-R	.164	35	122	11	20	2	3	0	10	0	0	4	12	25	5	4	12
2015	Billings-R	.297	44	155	20	46	9	3	2	16	4	2	3	10	35	12	5	9
2016	Dayton-A	.226	111	394	39	89	13	5	2	24	1	2	8	29	79	9	9	5
2017	Dayton-A	.188	27	85	8	16	3	1	1	10	0	0	3	7	27	3	1	3
	Daytona-A	.292	26	89	15	26	5	0	2	8	1	3	0	13	22	1	2	1
Minor League Totals - 4 yrs		.233	243	845	93	197	32	12	7	68	6	7	18	71	188	30	21	30

MARSHALL, Montrell - SS AGE: 22; HT: 6-5; WT: 215; B/T: R/R; BORN: 4/2/96, Pinehurst, NC. **SIGNED BY:** John Poloni. **RESIDES:** Snellville, GA. **OBTAINED:** Selected in the 12th round of the 2014 First-Year Player Draft. **CAREER NOTES:** In 2017, had the highest fielding pct among all qualified Pioneer League first basemen (.993)...in 2016, ranked T4th in the Pioneer League with 29 walks. **PERSONAL:** Is the first cousin of Reds second baseman Brandon Phillips...did not play in 2014 as he recovered from a cracked vertebrae caused by natural growth...graduated from South Gwinnett HS (Snellville, GA). **TWITTER:** @montrell_m9.

Yr	Club	AVG	G	AB	R	H	2B	3B	HR	RBI	SH	SF	HB	BB	SO	SB	CS	E	
2014	Injured - Did Not Play																		
2015	AZL Reds-R	.159	43	145	9	23	5	0	1	12	0	0	2	9	52	0	0	6	
2016	Billings-R	.246	59	224	37	55	14	0	1	26	0	1	3	29	76	3	1	6	
2017	Billings-R	.269	61	223	33	60	16	2	7	39	0	2	0	21	55	2	0	4	
Minor League Totals - 3 yrs		.233	163	592	79	138	35	2	9	77	0	3	5	59	183	5	1	16	

MARTINEZ, Juan - LHP AGE: 25; HT: 6-2; WT: 183; B/T: L/L; BORN: 7/15/92, Puerto Plata, DR. **SIGNED BY:** Richard Jimenez. **RESIDES:** Puerto Plata, DR. **OBTAINED:** Signed as a non-drafted free agent on 8/5/11.

Yr	Club	W-L	ERA	G	GS	CG	SHO	SV	IP	H	R	ER	HR	BB	SO	WP	BK
2012	DSL Reds-R	2-1	2.42	18	6	0	0	1	52.0	47	20	14	0	20	52	8	0
2013	AZL Reds-R	2-3	6.05	16	3	0	0	0	38.2	42	29	26	1	17	29	8	3
2014	AZL Reds-R	0-2	4.10	14	5	0	0	0	48.1	46	27	22	1	14	51	6	0
2015	Billings-R	1-5	3.51	24	0	0	0	0	33.1	36	21	13	1	7	25	1	0
2016	Dayton-A	3-2	1.60	25	0	0	0	0	33.2	37	9	6	0	8	27	1	1
	Daytona-A	1-1	5.16	22	0	0	0	0	29.2	34	17	17	1	16	19	5	0
2017	Daytona-A	3-3	4.08	40	2	1	0	0	81.2	84	39	37	4	26	61	7	1
Minor League Totals - 6 yrs		12-17	3.83	159	16	1	0	1	317.1	326	162	135	8	108	264	36	5

MARTINEZ, Juan V. - 3B AGE: 19; HT: 6-0; WT: 179; B/T: R/R; BORN: 11/8/98, Guasipati, Bolivar, VZ. **SIGNED BY:** Reds. **RESIDES:** Guasipati, Bolivar, VZ. **OBTAINED:** Signed as a non-drafted free agent on 10/1/15.

Yr	Club	AVG	G	AB	R	H	2B	3B	HR	RBI	SH	SF	HB	BB	SO	SB	CS	E
2016	DSL Rojas-R	.281	19	64	10	18	5	0	0	9	0	2	7	9	13	0	1	4
2017	AZL Reds-R	.220	40	141	25	31	10	1	0	19	0	1	9	13	43	2	1	10
Minor League Totals - 2 yrs		.239	59	205	35	49	15	1	0	28	0	3	16	22	56	2	2	14

MARTINEZ, Valentin - C AGE: 21; HT: 6-0; WT: 175; B/T: R/R; BORN: 9/21/96, Toluvejo, Colombia. SIGNED BY: Richard Jimenez. RESIDES: Toluvejo, Colombia. OBTAINED: Signed as a non-drafted free agent on 7/29/13.

Yr	Club	AVG	G	AB	R	H	2B	3B	HR	RBI	SH	SF	HB	BB	SO	SB	CS	E
2014	DSL Reds-R	.250	24	64	8	16	3	1	0	3	1	0	4	13	18	8	0	2
2015	DSL Reds-R	.500	2	4	2	2	0	0	0	0	1	0	0	1	0	0	0	0
	DSL Rojos-R	.267	19	60	4	16	1	0	0	5	1	0	2	13	1	2	3	0
2016	DSL Reds-R	.257	52	167	26	43	3	0	2	17	0	1	8	11	28	9	1	7
2017	AZL Reds-R	.292	22	72	9	21	4	2	1	14	0	1	3	5	20	0	1	6
Minor League Totals - 4 yrs		.267	119	367	49	98	11	3	3	39	3	3	15	32	79	18	4	18

MATEO, Marvin - RHP AGE: 20; HT: 6-3; WT: 170; B/T: R/R; BORN: 1/8/98, Bani, DR. SIGNED BY: Reds. RESIDES: Bani, DR. OBTAINED: Signed as a non-drafted free agent on 1/29/16.

Yr	Club	W-L	ERA	G	GS	CG	SHO	SV	IP	H	R	ER	HR	BB	SO	WP	BK
2016	DSL Reds-R	2-4	4.04	13	13	0	0	0	49.0	66	32	22	1	24	36	11	1
2017	DSL Reds-R	1-6	3.11	14	14	0	0	0	63.2	66	37	22	0	34	44	6	2
Minor League Totals - 2 yrs		3-10	3.51	27	27	0	0	0	112.2	132	69	44	1	58	80	17	3

McELROY, Satch - OF AGE: 21; HT: 5-10; WT: 170; B/T: R/R; BORN: Friendswood, TX. SIGNED BY: Byron Ewing. RESIDES: League City, TX. OBTAINED: Selected in the 21st round of the 2015 First-Year Player Draft. PERSONAL: Graduated from Clear Creek HS (League City, TX)...named after Satchel Paige...grandfather was a catcher for Paige in the Negro Leagues...his father Chuck pitched in parts of 13 big league seasons, including 3 for the Reds from 1994-1996...brother C.J. was selected by the Cardinals in the third round of the 2011 First-Year Player Draft.

Yr	Club	AVG	G	AB	R	H	2B	3B	HR	RBI	SH	SF	HB	BB	SO	SB	CS	E
2015	AZL Reds-R	.255	36	102	16	26	0	1	0	2	0	0	1	6	26	7	5	2
2016	Billings-R	.212	36	104	12	22	4	1	0	14	1	0	3	2	23	7	2	1
2017	Billings-R	.237	29	97	23	23	1	2	2	5	2	0	3	9	14	6	6	4
	Daytona-A	.059	5	17	0	1	0	0	0	0	1	0	0	0	7	0	0	0
Minor League Totals - 3 yrs		.225	106	320	51	72	5	4	2	21	4	0	7	17	70	20	9	7

McKIRAHAN, Andrew - LHP AGE: 28; HT: 6-2; WT: 200; B/T: R/L; BORN: 2/8/90, Georgetown, TX. SIGNED BY: Trey Forkerway. RESIDES: Georgetown, TX. OBTAINED: Acquired from the Braves, along with RHP Carlos Portuondo, in exchange for 2B Branton Phillips, 2/12/17. CAREER NOTES: In 2016, missed the entire season recovering from a second "Tommy John" surgery to repair the torn ulnar collateral ligament in his left elbow...in 2015, as a December 2014 Rule 5 Draft selection made his first Opening Day roster...made his Major League debut on 4/12 vs NYM...after just 3 apps, from 4/20-7/20 served an 80-game suspension for violation MLB's drug testing policy...in 2013, didn't pitch until 6/20 while recovering from 7/13/12 "Tommy John" surgery. PERSONAL: Graduated from Georgetown (TX) High School...from 2009-2011 played 3 seasons for the University of Texas, where in 58 career apps he went 6-1, 3.72...in his sophomore and junior seasons was second team Academic All-Big 12...was selected by the Cubs in the 21st round of the 2011 first-year player draft...was selected by the Marlins in the Major League phase of the December 2014 Rule 5 Draft...was claimed off waivers by the Braves, 4/1/15.

Yr	Club	W-L	ERA	G	GS	CG	SHO	SV	IP	H	R	ER	HR	BB	SO	WP	BK	
2011	AZL Cubs-R	0-1	1.42	11	0	0	0	0	12.2	8	2	2	1	4	17	1	0	
	Boise -A	0-1	2.25	4	0	0	0	0	4.0	4	1	1	0	4	6	0	0	
2012	Peoria-A	0-0	1.80	9	0	0	2	10.0	6	2	2	0	0	4	11	0	0	
2013	AZL Cubs-R	0-0	4.50	2	0	0	0	2.0	4	1	1	0	0	0	4	0	0	
	Boise-A	1-0	2.45	5	0	0	0	7.1	3	3	2	0	2	11	1	0		
	Kane County-A	2-0	2.75	14	0	0	0	19.2	14	7	6	0	7	22	1	0		
2014	Daytona-A	2-1	0.99	23	0	0	8	36.1	29	6	4	1	8	33	1	1		
	Tennessee-AA	0-3	3.45	21	0	0	2	28.2	28	13	11	3	6	24	3	0		
2015	Mississippi-AA	0-0	0.00	1	0	0	0	0.2	0	2	0	0	1	0	0	0		
	Gwinnett-AAA	0-0	3.18	6	0	0	0	5.2	6	2	2	2	3	8	0	1		
	Atlanta	1-0	5.93	27	0	0	0	27.1	40	18	18	2	10	22	0	0		
2016	(Injured - Did Not Pitch)																	
2017	AZL Reds-R	0-0	0.00	1	0	0	0	1.0	0	0	0	0	1	2	0	0		
	Billings-R	0-0	6.75	4	0	0	0	5.1	9	4	4	2	2	10	0	0		
	Pensacola-AA	2-0	2.61	9	0	0	0	10.1	6	3	3	1	5	8	2	1		
Major League Totals		1-0	5.93	27	0	0	0	27.1	40	18	18	2	10	22	0	0		
Minor League Totals		7-6	2.38	110	0	0	0	12	143.2	117	46	38	10	47	156	9	3	

MEDINA, Reydel - OF AGE: 25; HT: 6-0; WT: 199; B/T: L/L; BORN: 2/14/93, Havana, Cuba. SIGNED BY: Reds. RESIDES: Miami, FL. OBTAINED: Signed as a non-drafted free agent on 8/12/13. CAREER NOTES: In 2015, named Pioneer League Player of the Week for 6/29-7/6.

Yr	Club	AVG	G	AB	R	H	2B	3B	HR	RBI	SH	SF	HB	BB	SO	SB	CS	E
2014	AZL Reds-R	.244	46	176	26	43	10	4	6	31	3	3	2	4	61	3	5	6
2015	Billings-R	.241	57	216	41	52	10	2	13	32	0	1	2	17	66	14	5	4
2016	Daytona-A	.235	54	187	17	44	9	4	5	20	0	2	2	4	79	8	4	5
	Daytona-A	.309	36	123	21	38	12	3	3	19	0	0	0	3	44	2	1	4
2017	Daytona-A	.240	102	346	41	83	18	7	8	43	1	7	7	20	113	5	6	5
	Pensacola-AA	.182	10	22	1	4	0	0	1	3	0	0	0	0	10	0	0	0
Minor League Totals - 4 yrs		.247	305	1070	147	264	59	20	36	148	4	13	13	48	373	32	21	24

MELO, Junior - C AGE: 20; HT: 6-2; WT: 175; B/T: R/R; BORN: 5/10/97, Bani, DR. SIGNED BY: Gary Peralta. RESIDES: Peravia, DR. OBTAINED: Signed as a non-drafted free agent on 12/7/16.

Yr	Club	AVG	G	AB	R	H	2B	3B	HR	RBI	SH	SF	HB	BB	SO	SB	CS	E
2017	DSL Reds-R	.289	28	90	11	26	4	1	0	6	2	0	1	6	11	0	3	2

MENDEZ, Dawrin - LHP AGE: 20; HT: 6-3; WT: 170; B/T: L/L; BORN: 2/21/98, Hato Mayor, DR. SIGNED BY: Richard Jimenez. RESIDES: Hato Mayor, DR. OBTAINED: Signed as a first-year minor league player on 8/1/16.

Yr	Club	W-L	ERA	G	GS	CG	SHO	SV	IP	H	R	ER	HR	BB	SO	WP	BK
2016	DSL Reds-R	0-1	6.75	0-1	4	0	0	0	5.1	5	4	4	0	5	4	1	1
2017	DSL Reds-R	2-2	1.71	17	0	0	0	4	21.0	19	10	4	0	17	25	6	0
Minor League Totals - 2 yrs		2-3	2.73	21	0	0	0	4	26.1	24	14	8	0	22	29	7	1

MITCHELL, Evan - RHP AGE: 26; HT: 6-2; WT: 190; B/T: R/R; BORN: 3/18/92, Marietta, GA. SIGNED BY: Ben Jones. RESIDES: Marietta, GA. OBTAINED: Was selected in the 13th round of the 2013 First-Year Player Draft. CAREER HIGHLIGHTS: In 2017 participated in his first Major League spring training camp...in 2015 was a mid-season Florida State League All-Star. CAREER NOTES: In 2017, placed on the DL on 6/13 with a right shoulder injury...from 8/2-8/15 pitched for the Rookie AZL Reds on a rehab assignment...in 2016, in 45 apps for Class A Daytona and Class AA Pensacola combined to finish 5-2, 2.87 with 1 save (62.2ip, 51h, 21bb, 50k, 2hr)...began the season at Daytona...on 5/22 was promoted to Pensacola and finished the season there...in April spent 10 days on Daytona's disabled list with tightness in his right shoulder...following a rain delay on 5/13 vs Lakeland made his only start of the season and suffered the 7-4 Tortugas loss (2ip, 5h, 4er, 2bb, 0k)...excluding that lone emergency start, his season ERA drops from 2.87 to 2.37...in his next appearance following the start, a 4-1 win on 5/17 at Charlotte, earned his only save of the season...following the season pitched for Peoria in the prestigious Arizona Fall League (11g, 1-1, 5.52, 14.2ip, 12h, 5bb, 13k, 2hr)...on 12/9 was invited to 2017 Major League spring training camp, his first. PERSONAL: Graduated from Joseph Wheeler High School in Marietta, GA...played at Mississippi State, where he was named to the SEC's Academic Honor Roll...pitched in the Cape Cod College League. TWITTER: @E_Mitchell51.

Yr	Club	W-L	ERA	G	GS	CG	SHO	SV	IP	H	R	ER	HR	BB	SO	WP	BK
13	AZL Reds - R	0-0	3.00	3	0	0	0	0	3.0	3	1	1	0	2	5	0	0
14	Daytona - A	2-3	4.22	26	0	0	0	0	32.0	30	18	15	1	13	29	4	0
15	Daytona - A	3-2	3.84	46	0	0	0	8	58.2	61	29	25	2	33	42	11	0
16	Daytona - A	1-1	3.38	12	1	0	0	1	16.0	13	6	6	0	6	18	0	0
	Pensacola - AA	4-1	2.70	33	0	0	0	0	46.2	38	14	14	2	15	32	3	0
17	AZL Reds-R	0-0	1.59	5	1	0	0	0	5.2	5	2	1	0	2	3	1	0
	Louisville-AAA	2-4	4.85	25	0	0	0	1	39.0	58	29	21	1	12	28	4	0
Minor Totals - 5 yrs		12-11	3.72	150	2	0	0	10	201.0	208	99	83	6	83	157	23	0

MITCHELL, Jared - CF AGE: 29; HT: 6-0; WT: 208; B/T: L/L; BORN: 10/13/88, New Iberia, LA. SIGNED BY: White Sox. RESIDES: New Iberia, LA. OBTAINED: Signed as a minor league free agent on 11/18/17. CAREER NOTES: In 2017, slashed .295/.380/.489 in 122 games with the independent Atlantic League York Revolution (14hr, 24stb)...signed with Cincinnati as a minor league free agent on 11/18...in 2016, signed with the Yankees as a minor league free agent on 2/4...released by the Yankees on 5/18...made a combined 80 appearances on the independent circuit with New Jersey and York...in 2015, released by the White Sox on 5/3...signed with the Angels on 5/16...in 2014, ranked among all White Sox farmhands in walks (3rd, 65), runs (3rd, 73), home runs (T4th, 19), on-base pct (9th, .362), total bases (10th, 189) and steals (10th, 15)...in 2013, was a member of the Birmingham's Southern League Championship team...appeared in 20g with Glendale of the prestigious Arizona Fall League...entered the season ranked by Baseball America as the ninth-best prospect in the White Sox organization...in 2012, ranked among organizational leaders in triples (1st, 13), walks (3rd, 78), extra-base hits (T6th, 48), stolen bases (T7th, 21), RBI (9th, 67) and total bases (10th, 191)...entered the season ranked by Baseball America as the best athlete in the White Sox organization...in 2011, ranked among Carolina League leaders in triples (3rd, 8), runs (4th, 74) and doubles (T4th, 31) at Class-A Winston-Salem...entered the season ranked by Baseball America as the fourth-best prospect and the best athlete in the White Sox organization...in 2010, missed the entire season after suffering a retinaculum tear of the tendon in his left ankle (medial side)...underwent surgery on 3/16 (Dr. John Nassar)...played in 24 games with Peoria in the prestigious Arizona Fall League...entered the season ranked by Baseball America as the no.1 prospect, fastest baserunner, best athlete and best defensive outfielder in the White Sox organization...in 2009, selected by the White Sox in the first round (23rd overall) in the 2009 First-Year Player Draft. PERSONAL: Played collegiately at LSU where in 2009 helped the Tigers win their sixth NCAA title...was named Most Outstanding Player of the College World Series ('09) after hitting .348 with 2 HR and 7rbt...along with teammate Chad Jones, became the first 2 student-athletes to win the BCS championship (2007) and College World Series title...tallied 24 receptions for 274 yards for LSU from 2006-08...originally drafted by the Twins in 2006...graduated from Westgate HS (La.). TWITTER: jaredcmitchell.

Yr	Club	AVG	G	AB	R	H	2B	3B	HR	RBI	SH	SF	HB	BB	SO	SB	CS	E
2009	Kannapolis-A	.296	34	115	13	34	12	2	0	10	0	0	1	23	40	5	3	2
2011	Winston-Salem-A	.222	129	477	74	106	31	8	9	58	2	4	6	52	183	14	6	4
2012	Charlotte-AAA	.231	36	121	18	28	11	1	1	13	1	2	16	53	1	1	1	1
	Birmingham-AA	.240	94	334	51	80	13	12	10	54	3	2	7	62	126	20	5	12
2013	Charlotte-AAA	.132	14	53	7	7	2	0	0	3	0	1	1	10	27	4	1	2
	Birmingham-AA	.174	76	247	23	43	6	2	5	20	1	0	2	41	96	13	5	4
2014	Charlotte-AAA	.230	81	269	41	62	8	2	9	30	5	5	8	49	111	11	7	6
	Birmingham-AA	.299	39	157	32	47	5	3	10	20	2	2	2	16	40	4	5	0
2015	Salt Lake-AAA	.255	29	94	11	24	7	0	2	11	0	1	0	12	28	5	1	3
	Charlotte-AAA	.050	13	40	4	2	0	1	0	0	0	0	0	6	22	1	0	1
	Arkansas-AA	.220	58	177	19	39	4	3	3	11	0	0	1	21	72	9	4	3
2016	Trenton-AA	.250	20	72	7	18	3	1	1	7	0	1	0	10	25	5	1	1
	York-Ind.	.285	69	270	47	77	15	2	8	39	2	1	0	40	81	26	4	2
	New Jersey-Ind.	.190	11	42	6	8	2	0	0	4	1	0	0	7	19	3	1	0
2017	York-Ind.	.295	122	421	66	124	34	3	14	62	5	5	6	55	122	24	6	2
All Level Totals - 9 yrs		.241	869	3038	436	733	156	42	77	355	22	25	38	442	1089	153	53	43

MOJICA, Ariel - RHP AGE: 19; HT: 6-2; WT: 185; B/T: R/R; BORN: 9/20/98, Yaguatae, DR. SIGNED BY: Richard Jimenez. RESIDES: San Cristobal, DR. OBTAINED: Signed as a first-year minor league player on 10/15/16.

Yr	Club	W-L	ERA	G	GS	CG	SHO	SV	IP	H	R	ER	HR	BB	SO	WP	BK
2017	DSL Rojas-R	4-5	4.54	20	0	0	0	2	37.2	40	22	19	2	11	35	6	1

MONDILE, Tyler - RHP AGE: 20; HT: 6-1; WT: 190; B/T: L/R; BORN: 11/4/97, Woodbury, NJ. SIGNED BY: Lee Seras. RESIDES: Wenonah, NJ. OBTAINED: Selected in the sixth round of the 2016 First-Year Player Draft. CAREER NOTES: In 2017, among Pioneer League leaders in ERA (4.35, 2nd) and batting avg against (.296, 5th)...did not commit an error in 16 total chances which qualified for the best fielding pct at his position in the Pioneer League...ranked 10th among all Reds farmhands in ERA. PERSONAL: Graduated from Gloucester Catholic HS (Gloucester, NJ) where on 4/6/16 threw a no-hitter...his father Steve previously worked as a scout in the Reds organization. TWITTER: @Ty_Mondile.

Yr	Club	W-L	ERA	G	GS	CG	SHO	SV	IP	H	R	ER	HR	BB	SO	WP	BK
2016	AZL Reds-R	0-0	3.60	4	3	0	0	0	10.0	10	5	4	1	1	6	0	0
2017	Billings-R	4-4	4.35	15	12	0	0	0	68.1	82	40	33	4	23	48	2	0
Minor League Totals - 2 yrs		4-4	4.25	19	15	0	0	0	78.1	92	45	37	5	24	54	2	0

MORENO, Pedro - RHP AGE: 20; HT: 6-5; WT: 200; B/T: R/R; BORN: 3/8/98, Santo Domingo, DR. SIGNED BY: Felix Romero. RESIDES: Santo Domingo, DR. OBTAINED: Signed as a non-drafted free agent on 6/8/17. CAREER NOTES: 2018 will be his first professional season.

MORETA, Dauri - RHP AGE: 21; HT: 6-2; WT: 185; B/T: R/R; BORN: 4/15/96, Comendador, Elias Pina, DR. SIGNED BY: Richard Jimenez. RESIDES: Comendador, Elias Pina, DR. OBTAINED: Signed as a non-drafted free agent on 3/12/15. CAREER NOTES: In 2016, among Arizona League leaders ranked T2nd with 20 appearances and T3rd with 53 strikeouts...ranked fourth among AZL relievers with a .170 opponents batting average.

Yr	Club	W-L	ERA	G	GS	CG	SHO	SV	IP	H	R	ER	HR	BB	SO	WP	BK
2015	DSL Reds-R	1-2	1.69	11	0	0	0	4	21.1	19	7	4	1	7	30	1	0
2016	AZL Reds-R	3-3	2.05	20	0	0	0	4	30.2	19	12	7	0	18	53	8	0
	Billings-R	0-0	0.00	2	0	0	0	0	2.2	1	1	0	0	3	3	1	0
2017	Billings-R	0-0	0.00	4	0	0	0	0	4.0	3	0	0	0	4	8	0	0
	Dayton-A	1-2	4.94	19	0	0	0	0	27.1	18	15	15	4	9	37	4	0
Minor League Totals - 3 yrs		5-7	2.72	56	0	0	0	8	86.0	60	35	26	5	41	131	14	0

MOSCOT, Jon - RHP AGE: 26; HT: 6-4; WT: 210; B/T: R/R; BORN: 8/15/91, Santa Monica, CA. SIGNED BY: Rex De La Nuez. RESIDES: Pacific Palisades, CA. OBTAINED: Selected in the fourth round of the 2012 First-Year Player Draft. CAREER NOTES: When he debuted in a start on 6/5/15 vs SD became the first player from the Reds' 2012 draft class to appear in the Major Leagues, the 34th player from that draft class overall...2017: Missed the entire season recovering from 7/19/16 "Tommy John" surgery. 2016: Was on the Reds' disabled list twice, from 4/3-4/16 with a strained left intercostal muscle suffered during spring training and then from 5/7-5/30 with inflammation in his non-throwing left shoulder...On 7/5 went on Louisville's disabled list with a torn ulnar collateral ligament in his right elbow that led to season-ending "Tommy John" surgery on 7/19...Began the season on the 15-day disabled list with the strained left intercostal muscle...made a pair of rehabilitation starts before he was reinstated to start on 4/17 at STL...Went 0-2, 4.02 in 3 starts for the Reds before he was scratched on 5/3 vs SF with soreness in his surgically-repaired, non-throwing left shoulder that led to his second disabling...On 5/31, following 3 more rehab starts for the Bats, returned to the Reds for 2 more starts before he was optioned to Louisville after a 10-9 loss on 6/5 vs Wsh in anticipation of Anthony DeSclafani's reinstatement from the disabled list...From 6/10-6/30 made 5 starts for the Bats before suffering the season-ending right elbow injury...On 10/10 cleared waivers and was outrighted to Louisville...2015: Was 1 of 9 rookie pitchers who combined for 110 starts for the Reds, both single-season modern club records...the Reds' season-ending streak of 64 consecutive starts by rookies, beginning 7/29, is a modern Major League record...was 1 of 5 Reds pitchers to start in his Major League debut (Raisel Iglesias, John Lamb, Michael Lorenzen, Josh Smith)...didn't pitch after 6/15, when 3 batters into the game at Det he suffered a dislocated non-throwing left shoulder in a collision during a rundown...was his third career appearance...on 6/19 had surgery to repair the fractured scapula in his left shoulder...began the season at Louisville and was promoted on 6/5...that night vs SD made his Major League debut after just 77 minor league apps and suffered the 6-2 loss...the fourth-round pick became the first player from the Reds' 2012 draft class to appear in the majors, the 34th player from that draft class overall...struck out his first career batter faced (Will Venable)...in his second start, a 5-2 win on 6/10 vs Phi, earned the victory and singled off Jerome Williams to become the first Reds pitcher to record his first career win and hit in the same game since Bobby Livingston on 6/1/07 at Col...at the time of his 6/5 promotion, his 7 victories tied for second-most of any pitcher in the minor leagues...the Bats went 8-1 in his 9 starts, including 6-0 in his quality starts...on 4/16-4/20 spent time on Louisville's disabled list with a blister on his right middle finger...was a non-roster invite to Major League spring training camp...2014: Spent most of the season at Class AA Pensacola, where he was a Southern League All-Star, but on 8/18 was promoted to Louisville...2013: Led all Reds minor league pitchers with 140 strikeouts...was California League Pitcher of the Week for 5/13-5/20. PERSONAL: Graduated from Palisades Charter High School in Los Angeles...played for Cuesta College (San Luis Obispo, CA) and at Pepperdine University. TWITTER: @JonnyMoscot.

Yr	Club	W-L	ERA	G	GS	CG	SHO	SV	IP	H	R	ER	HR	BB	SO	WP	BK
12	AZL Reds-R	0-1	0.00	2	1	0	0	0	2.1	3	1	0	0	5	1	0	0
	Billings-R	0-1	2.28	10	10	0	0	0	25.0	19	11	8	2	6	26	4	0
13	Bakersfield-A	2-14	4.59	22	22	0	0	0	115.2	109	66	59	17	36	112	8	1
	Pensacola-AA	2-1	3.19	6	6	0	0	0	31.0	34	12	11	3	12	28	3	0
14	Pensacola-AA	7-10	3.13	25	25	2	0	0	149.1	145	60	52	11	43	111	5	0
	Louisville-AAA	1-1	5.71	3	3	0	0	0	17.1	15	11	11	5	7	9	0	0
	Louisville-AAA	7-1	3.15	9	9	0	0	0	54.1	50	20	19	5	19	34	7	0
	Cincinnati	1-1	4.63	3	3	0	0	0	11.2	11	6	6	2	5	6	1	0
16	#Daytona-A	0-0	0.00	1	1	0	0	0	3.2	5	0	0	0	1	1	2	0
	Louisville-AAA	4-4	5.26	9	9	0	0	0	49.2	58	29	29	9	16	31	0	0
	Cincinnati	0-3	8.02	5	5	0	0	0	21.1	26	22	19	10	10	10	0	0
17																	
(Injured - Did Not Pitch)																	
Major League Totals		1-4	6.82	8	8	0	0	0	33.0	37	28	25	12	15	16	1	0
Minor League Totals		23-33	3.79	87	86	2	0	0	448.1	438	210	189	52	145	353	29	1
# Injury rehab																	

MOSS, Scott - LHP AGE: 23; HT: 6-6; WT: 225; B/T: L/L; BORN: 10/6/94, Boynton Beach, FL. SIGNED BY: Greg Zunino. RESIDES: Deltona, FL. OBTAINED: Selected in the fourth round of the 2016 First-Year Player Draft (108th overall). CAREER NOTES: In 2017, named Midwest League Pitcher of the Week for 5/29-6/4...ranked by both Baseball America and MLB.com as the Reds' 29th-best prospect...ranked among Midwest League leaders in strikeouts (1st, 156k), wins (2nd, 13), starts (T2nd, 26), opponents batting average (4th, .224), innings pitched (5th, 135.2) and ERA (6th, 3.45)...his 13 victories were tops among all Reds farmhands while his 156 strikeouts ranked second. PERSONAL: Pitched collegiately at the University of Florida, where for 3 straight years made the SEC Academic Honor Roll...underwent "Tommy John surgery" during his freshman season...named to the 2016 SEC All-Tournament Team...originally selected by the Rockies in the 38th round of the 2013 First-Year Player Draft...graduated from DeLand HS (FL) where he was selected as the Daytona Beach News-Journal's Player of the Year in 2013...was also a member of the National Honor Society, Fellowship of Christian Athletes and the Engineering Academy at DeLand.

Yr	Club	W-L	ERA	G	GS	CG	SHO	SV	IP	H	R	ER	HR	BB	SO	WP	BK
2016	Billings-R	3-1	2.35	10	10	0	0	0	38.1	35	13	10	2	14	29	1	0
2017	Dayton-A	13-6	3.45	26	26	0	0	0	135.2	114	62	52	11	48	156	10	0
Minor League Totals - 2 yrs		16-7	3.21	36	36	0	0	0	174.0	149	75	62	13	62	185	11	0

MOTA, Reinardo - RHP AGE: 19; HT: 6-2; WT: 165; B/T: R/R; BORN: 11/14/98, San Pedro de Macoris, DR. SIGNED BY: Felix Romero. RESIDES: San Pedro de Macoris, DR. OBTAINED: Signed as a non-drafted free agent on 5/4/17.

Yr	Club	W-L	ERA	G	GS	CG	SHO	SV	IP	H	R	ER	HR	BB	SO	WP	BK
2017	DSL Rojos-R	1-0	3.04	16	0	0	0	0	23.2	25	13	8	1	15	21	7	1

MUNROE, Reshard - OF AGE: 21; HT: 6-0; WT: 170; B/T: L/L; BORN: 6/15/96, Freeport, Bahamas. SIGNED BY: Jim Stoeckel. RESIDES: Freeport, Bahamas. OBTAINED: Signed as a non-drafted free agent on 7/5/14.

Yr	Club	AVG	G	AB	R	H	2B	3B	HR	RBI	SH	SF	HB	BB	SO	SB	CS	E
2015	DSL Reds-R	.249	51	177	33	44	2	6	2	20	0	0	2	29	31	14	3	3
2016	AZL Reds-R	.157	21	51	11	8	0	3	0	5	0	0	1	10	11	7	1	3
2017	AZL Reds-R	.290	36	124	31	36	5	1	3	15	1	0	1	22	28	6	3	4
Minor League Totals - 3 yrs		.250	108	352	75	88	7	10	5	40	1	0	4	61	70	27	7	10

NAUGHTON, Packy - LHP AGE: 21; HT: 6-1; WT: 190; B/T: R/L; BORN: 4/16/96, Boston, MA. **SIGNED BY:** Jeff Brooks. **RESIDES:** West Roxbury, MA. **OBTAINED:** Selected in the ninth round of the 2017 First-Year Player Draft. **CAREER NOTES:** In 2017, ranked by Baseball America as the Reds' 28th-best prospect...twice named Pioneer League Pitcher of the Week (7/10-7/16 & 8/28-9/4). **PERSONAL:** Played collegiately at Virginia Tech...graduated from Boston Latin School (Boston, MA). **TWITTER:** @Packy_8.

Yr	Club	W-L	ERA	G	GS	CG	SHO	SV	IP	H	R	ER	HR	BB	SO	WP	BK
2017	Billings-R	3-3	3.15	14	12	0	0	0	60.0	58	24	21	5	20	63	2	0

NAVAS, Carlos - RHP AGE: 25; HT: 6-0; WT: 203; B/T: R/R; BORN: 8/13/92, Puerto Cabello, VZ. **SIGNED BY:** Julio Franco, Juan Carlos Villanueva (Oakland). **RESIDES:** Patanemo, VZ. **OBTAINED:** Signed as a minor league free agent on 1/4/18. **CAREER NOTES:** In 2010, signed by the Oakland A's as a non-drafted free agent on 5/6.

Yr	Club	W-L	ERA	G	GS	CG	SHO	SV	IP	H	R	ER	HR	BB	SO	WP	BK
2010	DSL Athletics-R	2-2	1.66	13	5	0	0	0	43.1	30	9	8	0	15	30	2	1
2011	DSL Athletics-R	0-0	13.50	1	1	0	0	0	0.2	0	1	1	0	0	0	0	0
2012	DSL Athletics-R	4-5	1.38	14	12	0	0	0	65.1	51	21	10	0	11	54	2	2
2013	AZL Athletics-R	1-2	4.83	12	7	0	0	0	50.1	55	31	27	4	12	23	4	2
2014	AZL Athletics-R	6-5	3.30	13	11	0	0	0	71.0	75	39	26	6	20	61	4	2
2015	Beloit-A	3-2	2.61	44	0	0	0	2	58.2	55	22	17	2	18	69	3	4
	Stockton-A	0-0	4.00	6	0	0	0	0	9.0	9	4	4	1	3	9	1	0
2016	Stockton Ports-A	3-7	4.08	40	0	0	0	6	53.0	46	31	24	5	22	67	9	1
	Nashville-AAA	0-0	2.70	4	0	0	0	1	6.2	5	2	2	0	1	5	0	0
2017	Stockton Ports-A	3-0	0.50	12	0	0	0	2	18.0	6	2	1	1	4	28	2	0
	Midland-AA	3-4	3.25	33	2	0	0	4	52.2	49	23	19	4	15	48	2	0
Minor League Totals		25-27	2.92	192	38	0	0	15	428.2	381	185	139	23	121	394	29	12

NAY, Mitch - INF AGE: 24; HT: 6-3; WT: 210; B/T: R/R; BORN: 9/20/93, Tarzana, CA. **SIGNED BY:** Blake Crosby (Blue Jays). **RESIDES:** Chandler, AZ. **OBTAINED:** Selected from the Blue Jays in the Triple-A phase of the 2017 Rule 5 Draft (12/14/17). **CAREER NOTES:** 2015-17, was limited to 178 games due to a staph infection and 3 knee surgeries...in 2014, finished the season ranked as the Blue Jays' No. 7 prospect according to MLB.com...selected as an MLB.com Blue Jays organization all-star...named as a Midwest League mid and postseason All-Star...in 2013, named Most Valuable Player of the 2013 Northwest League Post-Season...selected to the 2013 Appalachian League All-Star team...in 2012, selected by the Toronto Blue Jays in the first round (58th overall) of the '12 First-Year Player Draft. **PERSONAL:** Graduated from Hamilton High School (Chandler, AZ)...had committed to Arizona State before the draft...is the grandson of Lou Klimchok, who played 12 seasons as a Major League infielder in the '50s and '60s. **TWITTER:** @mitchnay7.

Yr	Club	AVG	G	AB	R	H	2B	3B	HR	RBI	SH	SF	HB	BB	SO	SB	CS	E
2013	Bluefield-R	.300	64	230	41	69	11	0	6	42	0	3	0	25	35	0	1	17
2014	Lansing-A	.285	120	473	57	135	34	3	3	59	0	3	3	39	79	6	2	19
	Dunedin-A	.189	11	37	2	7	1	0	0	1	0	0	0	3	9	0	0	2
2015	Dunedin-A	.243	109	391	32	95	18	5	5	42	1	8	5	32	75	0	1	19
2016	GCL Blue Jays-R	.091	8	22	1	2	0	0	0	0	0	1	0	9	0	0	0	0
2017	Lansing-A	.222	61	252	26	56	9	2	10	40	0	6	2	15	57	0	0	5
Minor League Totals - 5 yrs		.259	373	1405	159	364	73	10	24	184	1	20	11	114	264	6	4	62

NINO, Jeffrey - RHP AGE: 21; HT: 6-4; WT: 170; B/T: R/R; BORN: 9/26/96, Barranquilla, Colombia. **SIGNED BY:** Jose Valdelamar. **RESIDES:** Soledad, Atlantico, Colombia. **OBTAINED:** Signed as a non-drafted free agent on 11/29/14.

Yr	Club	W-L	ERA	G	GS	CG	SHO	SV	IP	H	R	ER	HR	BB	SO	WP	BK
2015	DSL Rojos-R	0-3	4.65	16	4	0	0	0	31.0	26	20	16	0	15	17	7	0
2016	DSL Rojos-R	2-4	5.49	16	7	0	0	0	57.1	57	40	35	2	26	40	16	0
2017	DSL Rojos-R	1-4	5.26	15	3	0	0	3	39.1	43	33	23	2	22	27	8	0
Minor League Totals - 3 yrs		3-11	5.22	47	14	0	0	3	127.2	126	93	74	4	63	84	31	0

NORIEGA, Orlando - RHP AGE: 18; HT: 6-0; WT: 175; B/T: R/R; BORN: 5/15/99, Maturin, VZ. **SIGNED BY:** Jose Fuentes. **RESIDES:** Maturin, VZ. **OBTAINED:** Signed as a first-year minor league player on 11/9/15.

Yr	Club	W-L	ERA	G	GS	CG	SHO	SV	IP	H	R	ER	HR	BB	SO	WP	BK
2016	DSL Reds-R	2-3	4.06	22	0	0	0	3	31.0	24	26	14	2	34	36	12	0
2017	DSL Reds-R	1-2	4.11	14	14	0	0	0	65.2	68	38	30	1	26	50	9	1
Minor League Totals - 2 yrs		3-5	4.10	36	14	0	0	3	96.2	92	64	44	3	60	86	21	1

NORMAN, Doug - RHP AGE: 22; HT: 6-3; WT: 180; B/T: R/R; BORN: 10/20/95, Charlotte, NC. **SIGNED BY:** James Moran. **RESIDES:** Ft. Mill, SC. **OBTAINED:** Selected in the 25th round of the 2017 First-Year Player Draft. **CAREER NOTES:** 2018 will be his first professional season. **PERSONAL:** Played collegiately at Louisiana State University where he was named to the 2016 SEC Community Service Team after accumulating 58 community service hours during the year...graduated from Ardrey Kell HS (Charlotte, NC)...grandfather Dr. Robert O'Connell is a Boyd Professor of Physics at LSU and was honored in 2014 for 50 years of service to the university.

NOVA, Moises - RHP AGE: 22; HT: 6-3; WT: 190; B/T: R/R; BORN: 8/2/95, Azua, DR. **SIGNED BY:** Richard Jimenez. **RESIDES:** Azua, DR. **OBTAINED:** Signed as a non-drafted free agent on 3/12/15.

Yr	Club	W-L	ERA	G	GS	CG	SHO	SV	IP	H	R	ER	HR	BB	SO	WP	BK
2015	DSL Reds-R	2-1	3.25	14	14	0	0	0	55.1	41	27	20	0	28	64	11	0
2016	Billings-R	0-7	4.80	15	15	0	0	0	54.1	46	40	49	5	33	51	11	0
2017	Billings-R	1-1	3.13	12	1	0	0	1	31.2	22	12	11	0	12	36	6	0
	Dayton-A	0-1	4.86	8	0	0	0	1	16.2	14	11	9	2	9	18	4	1
Minor League Totals - 3 yrs		3-10	3.93	49	30	0	0	2	158.0	123	90	69	7	82	169	32	1

NUNEZ, Ruben - OF AGE: 20; HT: 6-3; WT: 176; B/T: L/L; BORN: 1/24/98, Santo Domingo, DR. **SIGNED BY:** Richard Jimenez. **RESIDES:** Santo Domingo, DR. **OBTAINED:** Signed as a first-year minor league player on 10/15/16. **CAREER NOTES:** 2018 will be his first professional season.

NUTOF, Ryan - RHP AGE: 22; HT: 6-3; WT: 190; B/T: L/R; BORN: 11/2/95, Elmhurst, IL. SIGNED BY: Ben Jones. RESIDES: Longwood, FL. OBTAINED: Selected in the 16th round of the 2017 First-Year Player Draft. CAREER NOTES: 2018 will be his first professional season. PERSONAL: Played collegiately at the University of Michigan...graduated from South Elgin HS (South Elgin, IL). TWITTER: @NutofRyan.

Yr	Club	W-L	ERA	G	GS	CG	SHO	SV	IP	H	R	ER	HR	BB	SO	WP	BK
2017	Billings-R	0-2	4.08	21	0	0	0	1	28.2	35	22	13	1	14	30	1	0

O'GRADY, Brian - OF AGE: 25; HT: 6-2; WT: 210; B/T: L/R; BORN: 5/17/92, Philadelphia, PA. SIGNED BY: Lee Seras. RESIDES: Warminster, PA. OBTAINED: Selected in the eighth round of the 2014 First-Year Player Draft. CAREER NOTES: In 2016, named Reds Minor League Player of the Month for June (19g, .391/.481/.688, 4hr)...his 67 walks ranked fifth in the Florida State League...following the season played for the Peoria Javelinas in the prestigious Arizona Fall League. PERSONAL: Played collegiately at Rutgers where he finished his career ranked among school leaders in nearly every offensive category...selected to the 2013 Big East All-Tournament team...graduated from Archbishop Wood HS (PA). TWITTER: @BrianOGrady21.

Yr	Club	AVG	G	AB	R	H	2B	3B	HR	RBI	SH	SF	HB	BB	SO	SB	CS	E
2014	Billings-R	.257	62	214	44	55	17	3	6	42	0	5	0	35	45	7	0	8
2015	Dayton-A	.271	71	251	44	68	15	6	6	36	1	4	3	46	55	21	5	4
	Daytona-A	.210	45	138	15	29	3	0	5	18	1	1	3	18	4	1	1	1
2006	Daytona-A	.235	107	345	45	81	16	6	9	40	2	4	5	67	96	16	4	4
2017	Daytona-A	.245	16	53	4	13	2	1	1	6	1	0	0	7	13	1	1	0
	Pensacola-AA	.166	66	169	23	28	4	2	7	21	2	3	2	34	59	7	0	2
Minor League Totals - 4 yrs		.234	367	1170	175	274	57	18	34	163	7	17	13	207	309	56	11	19

OHANIAN, Sarkis - RHP AGE: 24; HT: 6-0; WT: 195; B/T: R/R; BORN: 8/6/93, Englewood, NJ. SIGNED BY: Perry Smith. RESIDES: Boynton Beach, FL. OBTAINED: Selected in the ninth round of the 2015 First-Year Player Draft. CAREER NOTES: In 2016, his 13 saves ranked T2nd in the Midwest League and third among all Reds minor leaguers. PERSONAL: Played collegiately at Duke University where he graduated with a degree in sociology...in 2013 was selected as an all-star in the prestigious Cape Cod League...graduated from North Broward Prep (Coconut Creek, FL). TWITTER: @SarkDShark75.

Yr	Club	W-L	ERA	G	GS	CG	SHO	SV	IP	H	R	ER	HR	BB	SO	WP	BK
2015	Billings-R	2-2	4.10	18	0	0	0	0	37.1	28	21	17	3	21	54	6	1
2016	Dayton-A	0-3	3.31	34	0	0	0	13	35.1	20	15	13	1	13	61	11	0
2017	Daytona-A	3-0	4.22	11	0	0	0	1	10.2	8	5	5	1	10	21	1	0
Minor League Totals - 3 yrs		5-5	3.78	63	0	0	0	14	83.1	56	41	35	5	44	136	18	1

OKEY, Chris - C AGE: 23; HT: 5-11; WT: 195; B/T: R/R; BORN: 12/29/94, Altamonte Springs, FL. SIGNED BY: Perry Smith. RESIDES: Mount Dora, FL. OBTAINED: Selected in the second round of the 2016 First-Round Player Draft. CAREER NOTES: In 2017, in November was one of a dozen Reds minor leaguers to attend a leadership training program at West Point...ranked by MLB.com as the 14th-best prospect in the Reds organization...named by Baseball America as the best defensive catcher in the Cincinnati system...in 2016, MLB.com Organization All-Star...following the season ranked by MLB.com (12th) and Baseball America (14th) as one of the top prospects in the Reds organization...at Clemson named first-team All-American by NCBWA...second-team All-American by Baseball America, Collegiate Baseball and Perfect Game...third-team All-American by College Sports Madness and D1Baseball...second-team All-Atlantic Region by ABCA...Golden Spikes Award Watch List member...selected by Baseball America as the best defensive catcher in the ACC...PERSONAL: Played collegiately at Clemson where he was a career .301 hitter with a .504 slugging percentage and .392 on-base percentage in 186 games (186 starts) over three seasons...two-time Johnny Bench Award semifinalist...two-time first-team All-American...two-time First-Team All-ACC selection, Clemson's first since Richie Shaffer (2011,12)...two-time USA Collegiate National Team member...two-time USA 18U National Team member (2011,12)...USA 16U National team member (2010)...graduated from Eustis HS (Florida)...originally drafted in the 31st round (No. 928 overall pick) by the San Diego Padres in 2013...father, Chuck, played football at Presbyterian College...mother, Kim, was a cheerleader at Clemson. TWITTER: @Chris_Okey_

Yr	Club	AVG	G	AB	R	H	2B	3B	HR	RBI	SH	SF	HB	BB	SO	SB	CS	E
2016	Billings-R	.162	9	37	5	6	1	0	0	1	0	1	0	1	8	0	0	2
	Dayton-A	.243	42	148	21	36	8	1	6	21	2	1	4	14	49	5	0	4
2017	Daytona-A	.185	93	325	27	60	10	1	3	28	0	1	4	32	104	2	1	9
Minor League Totals - 2 yrs		.200	144	510	53	102	19	2	9	50	2	3	8	47	161	7	1	15

OLIVO, Cristian - OF AGE: 19; HT: 6-2; WT: 170; B/T: L/L; BORN: 9/30/98, Bayaguana, Monte Plata, DR. SIGNED BY: Reds. RESIDES: Bayaguana, Monte Plata, DR. OBTAINED: Signed as a non-drafted free agent on 7/2/15.

Yr	Club	AVG	G	AB	R	H	2B	3B	HR	RBI	SH	SF	HB	BB	SO	SB	CS	E
2016	DSL Rojas-R	.101	27	89	10	9	2	1	1	4	0	0	0	5	47	1	0	0
2017	DSL Reds-R	.251	54	195	23	49	10	4	3	24	2	2	4	10	51	7	3	9
Minor League Totals - 3 yrs		.204	81	284	33	58	12	5	4	28	2	2	4	15	98	8	3	9

OLSON, Ryan - RHP AGE: 23; HT: 6-3; WT: 200; B/T: R/R; BORN: 11/22/94, Palm Springs, CA. SIGNED BY: Mike Misuraca. RESIDES: Upland, CA. OBTAINED: Selected in the 13th round of the 2016 First-Year Player Draft. CAREER NOTES: In 2016, missed the professional season with right pars stress fracture (back)...at Cal Poly Pomona was listed on the Golden Spikes Award Watch List. PERSONAL: Pitched collegiately at Cal Poly Pomona and the University of San Diego...in 2015 became the only pitcher in CPP history to post a perfect record on the mound (12-0) though 14 starts...graduated from Western Christian High School (Upland, CA)...was a member of the 18U USA Baseball Team, and helped his team achieve a gold medal...in 2014 played in the prestigious Cape Cod League. TWITTER: @ryanolson36.

Yr	Club	W-L	ERA	G	GS	CG	SHO	SV	IP	H	R	ER	HR	BB	SO	WP	BK
2016									(Injured - Did Not Play)								
2017	Dayton-A	2-2	4.18	4	4	1	1	0	23.2	24	13	11	1	4	18	0	0

OREWILER, Austin - RHP AGE: 24; HT: 6-2; WT: 205; B/T: R/R; BORN: 5/18/93, Galveston, TX. SIGNED BY: Byron Ewing. RESIDES: Galveston, TX. OBTAINED: Selected in the 14th round of the 2015 First-Year Player Draft. CAREER NOTES: In 2016, selected as a midseason Midwest League All-Star. PERSONAL: Played collegiately at Rice where in 2015 received All-Conference USA first team honors...graduated from Ball HS (Galveston, TX) where he pitched, played outfield and catcher...maintained a 4.2 GPA in high school.

Yr	Club	W-L	ERA	G	GS	CG	SHO	SV	IP	H	R	ER	HR	BB	SO	WP	BK
2015	Billings-R	0-1	4.68	19	0	0	0	1	25.0	19	18	13	4	15	23	2	0
2016	Dayton-A	3-14	4.05	28	23	1	1	0	131.0	150	75	59	3	40	79	15	0
2017	Daytona-A	5-4	3.58	41	0	0	0	0	78.0	71	41	31	7	32	71	7	0
Minor League Totals - 3 yrs		8-19	3.96	88	23	1	1	1	234.0	240	134	103	14	87	173	24	0



ORTEGA, Jose - RHP AGE: 18; HT: 6-3; WT: 190; B/T: R/R; BORN: 11/8/99, Mao, DR. SIGNED BY: Felix Romero. RESIDES: Mao, Valverde, DR. OBTAINED: Signed as a non-drafted free agent on 7/3/17. CAREER NOTES: 2018 will be his first professional season.

ORTIZ, Leonardo - C AGE: 21; HT: 6-1; WT: 198; B/T: R/R; BORN: 3/30/97, Managua, Nicaragua. SIGNED BY: Gustavo Martinez. RESIDES: Managua, Nicaragua. OBTAINED: Signed as a non-drafted free agent on 2/25/15.

Yr	Club	AVG	G	AB	R	H	2B	3B	HR	RBI	SH	SF	HB	BB	SO	SB	CS	E
2015	DSL Rojas-R	.218	33	110	13	24	4	2	0	11	1	0	2	4	23	0	0	7
2016	DSL Reds-R	.242	42	132	15	32	4	0	0	11	1	2	2	10	19	5	2	8
2017	DSL Reds-R	.295	57	176	21	52	14	1	2	23	2	1	8	16	23	1	0	4
Minor League Totals - 3 yrs		.258	132	418	49	108	22	3	2	45	4	3	12	30	65	6	2	19

OZUNA, Reniel - OF AGE: 19; HT: 6-2; WT: 180; B/T: R/R; BORN: 9/30/98, Santo Domingo, DR. SIGNED BY: Reds. RESIDES: Santo Domingo, DR. OBTAINED: Signed as a non-drafted free agent on 7/2/15.

Yr	Club	AVG	G	AB	R	H	2B	3B	HR	RBI	SH	SF	HB	BB	SO	SB	CS	E
2016	DSLReds-R	.268	51	179	27	48	13	1	4	24	0	2	7	11	39	6	3	3
2017	AZL Reds-R	.288	35	118	14	34	7	3	0	14	0	1	1	11	30	8	2	1
Minor League Totals - 2 yrs		.276	86	297	41	82	20	4	4	38	0	3	8	22	69	14	5	4

PALACIOS, Aiverson - SS AGE: 17; HT: 6-0; WT: 150; B/T: S/R; BORN: 4/13/00, Portamar, VZ. SIGNED BY: Reds. RESIDES: Margarita, VZ. OBTAINED: Signed as a first-year minor league player on 10/25/16.

Yr	Club	AVG	G	AB	R	H	2B	3B	HR	RBI	SH	SF	HB	BB	SO	SB	CS	E
2017	DSL Rojas-R	.148	43	108	8	16	3	1	0	8	2	2	1	12	59	2	5	15

PAULSON, Jake - RHP AGE: 25; HT: 6-7; WT: 210; B/T: R/R; BORN: 2/17/92, Commerce, MI. SIGNED BY: Brad Meador. RESIDES: Wixom, MI. OBTAINED: Selected in the 27th round of the 2014 First-Year Player Draft. CAREER NOTES: In 2017, among all Florida State League relievers had the second-lowest walk per 9ip rate (1.86) and the third-fewest baserunners per 9ip rate (11.17)...in 2016, was limited to 10 games with various right arm ailments...in 2015, ranked among Midwest League leaders in WHIP (1.05, 2nd), ERA (2.60, 3rd) and opponents batting average (.233, 4th)...finished among all Reds minor leaguers with a 2.60 ERA. PERSONAL: Pitched collegiately at Oakland University (MI) where he was a member of the academic honor roll...graduated from Walled Lake Central HS (MI) where, in addition to baseball, played basketball, tennis and golf. TWITTER: @JakePaulson.

Yr	Club	W-L	ERA	G	GS	CG	SHO	SV	IP	H	R	ER	HR	BB	SO	WP	BK
2014	AZL Reds-R	4-1	3.72	18	0	0	0	4	19.1	21	15	8	0	9	27	5	0
2015	Dayton-A	8-5	2.60	33	14	0	0	1	117.2	106	45	34	5	18	92	12	1
2016	Daytona-A	0-6	6.40	10	8	0	0	0	32.1	43	28	23	1	10	27	7	1
2017	Daytona-A	4-4	4.13	40	3	0	0	0	89.1	99	49	41	4	17	87	9	0
Minor League Totals - 4 yrs		16-16	3.69	101	25	0	0	5	258.2	269	137	106	10	54	233	33	2

PAYANO, Victor - RHP AGE: 25; HT: 6-5; WT: 180; B/T: L/L; BORN: 10/17/92, San Juan de la Magua, DR. SIGNED BY: Rodolfo Rosario (Rangers). RESIDES: Santo Domingo, DR. OBTAINED: Signed as a minor league free agent on 11/20/17. TRANSACTIONS: 11/20/17 signed with Cin as a minor league free agent...11/10/16 signed with Mia as a minor league free agent...2/5/10 signed with Tex as a minor league free agent.

Yr	Club	W-L	ERA	G	GS	CG	SHO	SV	IP	H	R	ER	HR	BB	SO	WP	BK
2010	DSL Rangers-R	3-1	3.40	17	12	0	0	0	50.1	44	25	19	3	24	52	5	0
2011	Spokane-A	2-5	5.44	15	9	0	0	0	48	53	37	29	7	27	43	5	0
2012	Hickory-A	6-8	4.63	25	20	1	1	1	105	97	61	54	8	62	97	16	1
2013	Myrtle Beach-A	5-7	6.29	22	21	0	0	0	87.1	85	64	61	11	57	96	5	2
2014	Myrtle Beach-A	5-8	4.58	29	25	0	0	0	125.2	123	69	64	11	90	86	8	0
2015	Frisco-AA	4-4	5.05	29	15	0	0	0	92.2	91	62	52	13	64	78	6	0
2016	Frisco-AA	7-6	4.05	19	19	0	0	0	100	106	51	45	12	44	96	9	1
	Round Rock-AAA	2-2	5.53	6	4	0	0	0	27.2	17	17	17	4	16	20	1	0
2017	Jacksonville-AA	1-1	3.55	9	0	0	0	1	12.2	7	6	5	0	10	21	1	1
	New Orleans-AAA	4-3	3.42	28	2	0	0	0	52.2	37	21	20	5	32	59	4	1
Minor League Totals - 8 yrs		39-45	4.69	199	127	1	1	2	702	660	413	366	74	426	648	60	6

PEGUERO, Francis - RHP AGE: 20; HT: 6-1; WT: 185; B/T: R/R; BORN: 8/11/97, San Pedro de Macoris, DR. SIGNED BY: Felix Romero. RESIDES: San Pedro de Macoris, DR. OBTAINED: Signed as a non-drafted free agent on 7/3/17.

Yr	Club	W-L	ERA	G	GS	CG	SHO	SV	IP	H	R	ER	HR	BB	SO	WP	BK
2017	DSL Reds-R	0-1	2.45	8	0	0	0	4	14.2	10	4	4	0	1	17	3	0

PERALTA, Jose - RHP AGE: 18; HT: 6-1; WT: 170; B/T: R/R; BORN: 10/2/99, La Guaira, VZ. SIGNED BY: Edgar Melo. RESIDES: Catia La Mar, VZ. OBTAINED: Signed as a non-drafted free agent on 7/20/17. CAREER NOTES: 2018 will be his first professional season.

PETERSON, D.J. - 3B AGE: 26; HT: 6-1; WT: 205; B/T: R/R; BORN: 12/31/91, Chandler, AZ. SIGNED BY: Chris Pelekoudas (Mariners). RESIDES: Gilbert, AZ. OBTAINED: Claimed by the Reds from the White Sox on 9/17/17. CAREER NOTES: Consensus top-100 prospect by Baseball America, MLB.com and Baseball Prospectus prior to the 2014 and 2015 seasons...in 2017, claimed by the Reds from the White Sox on 9/17...claimed by the White Sox from the Mariners on 8/6...slashed .252/.315/.404 with 16 HR and 63 RBI in 128 games at the Triple-A level (Tacoma & Charlotte)...in 2016, among Southern League leaders ranked T14th with 11 HR...hit safely in 17 straight games from 5/20-6/6...was the second-longest hitting streak in the Southern League in 2016 and tied for his longest career hitting streak...homered in 3 straight games for Tacoma 7/3-7/5...recorded a career high 5 hits on 8/3 at El Paso...placed on the DL (8/23-9/20) with a fractured left finger...in 2015, following the season was named by Baseball America as Seattle's 10th-best prospect...played for Peoria in the prestigious Arizona Fall League...in 2014, was 1 of 5 minor leaguers to record at least 30 HR while driving in at least 100 runs...since 1992 became only the 3rd Mariners farmhand to accomplish that feat (Alex Liddi in 2011 & Rich Poythress in 2010)...reached base safely in 52 of 58 games with High Desert...following the season played for Surprise in the prestigious Arizona Fall League and was selected as an AFL Fall Star...named by Baseball America as the Mariners' second-best prospect, the eighth-best prospect in the Southern League and the 10th-best prospect in the California League...in 2013, season was cut short after being hit in the jaw on 8/22 vs Wisconsin; diagnosed as an open fracture to the left mandible and underwent surgery on 8/23 at the University of Iowa Medical Center in Iowa City, IA...selected by the Mariners in the first round of the 2013 First-Year Player Draft (12th overall). PERSONAL: Played collegiately at the University of New Mexico...named 2012 and 2013 Mountain West Male Athlete of the Year...won the MW overall triple crown in 2012 and 2013...a semifinalist for the 2013 Golden Spikes and Dick Howser awards...selected by Seattle with the 12th overall pick in 2013 to become the highest draft choice in University of New Mexico baseball history...originally drafted by Seattle in the 33rd round in 2010...graduated from Gilber HS (AZ). TWITTER: @DJPeterson.

Yr	Club	AVG	G	AB	R	H	2B	3B	HR	RBI	SH	SF	HB	BB	SO	SB	CS	E
2013	Everett-A	.312	29	109	20	34	6	0	6	27	0	1	0	13	18	0	1	4
	Clinton-A	.293	26	99	16	29	5	1	7	20	0	0	1	7	24	1	0	5
2014	High Desert-A	.326	65	273	51	89	23	1	18	73	0	1	2	23	65	6	0	14
	Jackson-AA	.261	58	222	32	58	8	0	13	38	0	1	3	22	51	1	1	4
2015	Jackson-AA	.223	93	358	39	80	19	2	7	44	0	1	3	31	90	5	0	6
	Tacoma-AAA	.214	4	14	0	3	1	0	0	0	0	0	0	0	3	0	1	1
2016	Jackson-AA	.271	73	277	31	75	21	0	11	43	0	4	4	27	68	1	1	8
	Tacoma-AAA	.253	46	178	26	45	7	1	8	35	0	0	3	11	51	0	1	3
2017	Tacoma-AAA	.264	103	382	47	101	17	2	12	54	0	4	3	32	75	6	2	8
	Charlotte-AAA	.198	25	86	9	17	2	0	4	9	1	0	0	10	21	0	0	1
Minor League Totals - 5 yrs		.266	522	1998	271	531	109	7	86	343	1	12	19	176	466	20	7	54

PIATNIK, Mitch - OF AGE: 23; HT: 6-0; WT: 172; B/T: S/R; BORN: 9/12/94, Winter Haven, FL. SIGNED BY: Greg Zunino. RESIDES: Tallahassee, FL. OBTAINED: Selected in the eighth round of the 2015 First-Year Player Draft. PERSONAL: Played collegiately at Stetson University...graduated from Winter Haven HS (FL)...his father Mike played at Florida Southern and has been a Major League scout with the Diamondbacks since that club's inception. TWITTER: @MitchellPiatnik.

Yr	Club	AVG	G	AB	R	H	2B	3B	HR	RBI	SH	SF	HB	BB	SO	SB	CS	E
2015	Billings-R	.210	39	124	18	26	3	0	1	7	3	2	0	10	41	10	5	11
2016	Billings-R	.333	11	48	8	16	4	1	0	6	1	0	1	2	12	4	1	1
	Dayton-A	.238	78	273	39	65	11	2	3	16	6	1	1	16	115	10	6	3
2017	Dayton-A	.176	11	34	2	6	1	0	0	1	0	0	1	0	14	1	1	0
	Daytona-A	.176	85	262	26	46	9	3	2	12	8	0	3	13	120	11	5	3
Minor League Totals - 3 yrs		.215	224	741	93	159	28	6	6	42	18	3	6	41	302	36	18	18

PICHARDO, Juan - RHP AGE: 20; HT: 6-5; WT: 170; B/T: R/R; BORN: 4/25/97, Nagua, DR. SIGNED BY: Felix Romero. RESIDES: Payita, DR. OBTAINED: Signed as a non-drafted free agent on 12/7/16.

Yr	Club	W-L	ERA	G	GS	CG	SHO	SV	IP	H	R	ER	HR	BB	SO	WP	BK
2017	DSL Reds-R	5-3	4.26	16	1	0	0	1	38.0	38	25	18	1	24	20	8	1

PLAZ, Peterson - OF AGE: 19; HT: 5-10; WT: 155; B/T: L/L; BORN: 3/6/99, Caracas, VZ. SIGNED BY: Jose Fuentes. RESIDES: Caracas, VZ. OBTAINED: Signed as a non-drafted free agent on 9/28/15.

Yr	Club	AVG	G	AB	R	H	2B	3B	HR	RBI	SH	SF	HB	BB	SO	SB	CS	E
2016	AZL Reds-R	.258	59	229	30	59	3	0	1	16	1	2	2	21	33	11	9	0
2017	DSL Rojas-R	.290	39	145	24	42	3	1	0	11	2	2	1	14	12	8	4	2
	DSL Reds-R	.400	14	45	10	18	1	0	0	4	0	0	0	11	7	5	2	0
Minor League Totals - 2 yrs		.284	112	419	64	119	7	1	1	31	3	4	3	46	52	24	15	2

POWERS, Alex - RHP AGE: 26; HT: 6-4; WT: 180; B/T: R/R; BORN: 2/26/92, Hyannis, MA. SIGNED BY: Jeff Graupe. RESIDES: Brewster, MA. OBTAINED: Was signed to a minor league contract on 2/4/16. CAREER NOTES: In 2017, among all Southern League relievers had the second-highest strikeout per 9ip rate (12.55)...in 2016, ranked third in the Florida State League with 48 appearances. PERSONAL: Was selected by the White Sox in the 25th round of the June 2013 first-year player draft...graduated from Nauset Regional High School in Eastham, MA...played at Southern New Hampshire University.

Yr	Club	W-L	ERA	G	GS	CG	SHO	SV	IP	H	R	ER	HR	BB	SO	WP	BK
2013	Bristol-R	1-1	2.79	6	0	0	0	3	9.2	8	5	3	0	4	13	1	0
	Kannapolis-A	0-0	7.56	8	0	0	0	0	8.1	9	8	7	2	4	9	0	0
2014	Great Falls-R	3-1	1.54	11	0	0	0	2	23.1	15	5	4	0	3	29	0	0
	Kannapolis-A	0-2	4.84	13	0	0	0	1	22.1	25	12	12	2	8	16	2	0
2015	New Jersey-IND	0-5	3.29	40	0	0	0	0	52.0	56	25	19	3	11	46	1	0
2016	Daytona-A	9-0	3.13	48	0	0	0	1	63.1	51	27	22	1	20	66	1	0
2017	Pensacola-AA	1-4	4.30	34	1	0	0	1	60.2	66	32	29	5	27	85	2	0
Minor League Totals - 4 yrs		14-8	3.69	120	1	0	0	8	187.2	174	89	77	10	66	218	6	0

Minor League Totals do not reflect Independent League stats

QUILLEN, Aaron - RHP AGE: 24; HT: 6-6; WT: 205; B/T: R/R; BORN: 12/19/93, Kingsport, TN. SIGNED BY: Brad Meador. RESIDES: Kingsport, TN. OBTAINED: Selected in the 22nd round of the 2016 First-Year Player Draft. PERSONAL: Pitched collegiately at Belmont University, the University of Tennessee and Walters State Community College...graduated from Dobyns-Bennett HS (Kingsport, TN). TWITTER: @lisence_to_quil.

Yr	Club	W-L	ERA	G	GS	CG	SHO	SV	IP	H	R	ER	HR	BB	SO	WP	BK
2016	Billings-R	1-0	4.13	16	2	0	0	0	24.0	27	14	11	3	9	20	1	0
2017	Billings-R	1-0	8.74	5	2	0	0	0	11.1	21	13	11	1	3	6	1	0
	Dayton-A	0-0	11.25	1	0	0	0	0	4.0	8	5	5	1	2	1	0	0
	Daytona-A	1-0	0.00	11	0	0	0	0	12.1	6	0	0	0	1	3	1	0
Minor League Totals - 2 yrs		3-0	4.70	33	4	0	0	0	51.2	62	32	27	5	15	30	3	0

REINA, Carlos - C AGE: 19; HT: 6-0; WT: 175; B/T: S/R; BORN: 12/11/98, Maracay, VZ. SIGNED BY: Jose Fuentes. RESIDES: Mariara, Carabobo, VZ. OBTAINED: Signed as a non-drafted free agent on 7/10/15.

Yr	Club	AVG	G	AB	R	H	2B	3B	HR	RBI	SH	SF	HB	BB	SO	SB	CS	E
2016	DSL Rojas-R	.255	49	149	23	38	7	4	0	17	0	2	3	24	33	6	2	6
2017	DSL Rojas-R	.324	46	139	27	45	6	2	1	20	0	3	0	17	24	3	2	3
Minor League Totals - 2 yrs		.288	95	288	50	83	13	6	1	37	0	5	3	41	57	9	4	9

REMY, Danielito - SS AGE: 19; HT: 6-1; WT: 170; B/T: R/R; BORN: 5/5/98, La Romana, DR. SIGNED BY: Eury Luis Haslen. RESIDES: La Romana, DR. OBTAINED: Signed as a non-drafted free agent on 7/2/15.

Yr	Club	AVG	G	AB	R	H	2B	3B	HR	RBI	SH	SF	HB	BB	SO	SB	CS	E
2016	DSL Reds-R	.255	52	188	28	48	8	4	2	16	0	0	0	8	42	5	3	12
2017	DSL Reds-R	.249	60	225	32	56	5	9	3	25	0	2	3	12	70	18	4	13
Minor League Totals - 2 yrs		.252	112	413	60	104	13	13	5	41	0	2	3	20	112	23	7	25

REYES, Reyny - INF AGE: 18 HT: 6-2; WT: 185; B/T: R/R; BORN: San Cristobal, DR. SIGNED BY: Richard Jimenez. RESIDES: San José de los Llanos, DR. OBTAINED: Signed as a first-year minor league player on 5/30/16.

Yr	Club	AVG	G	AB	R	H	2B	3B	HR	RBI	SH	SF	HB	BB	SO	SB	CS	E
2017	DSL Rojas-R	.240	59	208	29	50	9	0	2	19	2	2	5	16	23	9	2	9

RIEHL, Patrick - RHP AGE: 23; HT: 6-5; WT: 235; B/T: R/R; BORN: 5/19/94, Portsmouth, OH. SIGNED BY: Brad Meador & Dean Schuler. RESIDES: Lucasville, OH. OBTAINED: Selected in the 26th round of the 2016 First-Year Player Draft. PERSONAL: Last name pronounced "REEL"...played collegiately at Mars Hill College (NC)...graduated from Valley HS (Lucasville, OH) TWITTER: @riehideal25.

Yr	Club	W-L	ERA	G	GS	CG	SHO	SV	IP	H	R	ER	HR	BB	SO	WP	BK
2016	Billings-R	5-2	3.76	22	0	0	0	2	38.1	33	19	16	3	12	36	4	0
2017	Dayton-A	1-2	6.75	25	0	0	0	1	29.1	25	24	22	1	26	28	6	0
Minor League Totals - 2 yrs		6-4	5.05	47	0	0	0	3	67.2	58	43	38	4	38	64	10	0

RIJO, Jeison - INF AGE: 19; HT: 6-0; WT: 165; B/T: R/R; BORN: 10/14/99, La Romana, DR. SIGNED BY: Richard Jimenez. RESIDES: La Romana, DR. OBTAINED: Signed as a first-year minor league player on 8/1/16.

Yr	Club	AVG	G	AB	R	H	2B	3B	HR	RBI	SH	SF	HB	BB	SO	SB	CS	E
2017	DSL Rojas-R	.310	42	129	17	40	14	0	2	20	1	0	5	12	25	2	1	8

RIJO, Oliver - RHP AGE: 20; HT: 6-2; WT: 180; B/T: R/R; BORN: 11/11/98, San Pedro de Macoris, DR. SIGNED BY: Richard Jimenez. RESIDES: Hato Mayor, DR. OBTAINED: Signed as a first-year minor league player on 6/8/16. CAREER NOTES: In 2017, missed the entire season due to elbow injury.

Yr	Club	W-L	ERA	G	GS	CG	SHO	SV	IP	H	R	ER	HR	BB	SO	WP	BK	
2016	DSL Reds-R	4-2	2.51	14	2	0	0	1	28.2	25	9	8	0	18	33	9	0	
2017																		(Injured - Did Not Pitch)

RIVAS, Moises - OF AGE: 19; HT: 6-1; WT: 175; B/T: R/R; BORN: 11/18/98, Santo Domingo, DR. SIGNED BY: Richard Jimenez. RESIDES: Higüey, DR. OBTAINED: Signed as a first-year minor league player on 6/10/16.

Yr	Club	AVG	G	AB	R	H	2B	3B	HR	RBI	SH	SF	HB	BB	SO	SB	CS	E
2017	DSL Rojas-R	.133	36	98	10	13	2	2	2	11	1	0	1	9	49	7	0	2

RIVERO, Carlos - INF AGE: 20; HT: 6-0; WT: 175; B/T: L/R; BORN: 4/30/97, Maracay, Aragua, VZ. SIGNED BY: Jose Fuentes. RESIDES: Palo Negro, Aragua, VZ. OBTAINED: Signed as a non-drafted free agent on 10/1/13.

Yr	Club	AVG	G	AB	R	H	2B	3B	HR	RBI	SH	SF	HB	BB	SO	SB	CS	E
2014	DSL Reds-R	.197	57	208	28	41	1	4	0	11	10	1	2	19	46	15	4	13
2015	DSL Reds-R	.206	63	218	31	45	10	1	1	19	5	1	5	14	46	20	5	15
2016	AZL Reds-R	.240	39	154	25	37	0	1	1	13	3	1	2	7	23	12	2	13
2017	Billings-R	.250	21	76	11	19	2	0	0	9	0	0	0	4	19	5	0	5
	Dayton-A	.180	38	122	15	22	6	0	0	6	6	1	0	16	49	3	0	5
Minor League Totals - 4 yrs		.211	218	778	110	164	19	6	2	58	24	4	9	60	183	55	11	51

RODRIGUEZ, Adrian - RHP AGE: 21; HT: 6-1; WT: 185; B/T: R/R; BORN: 8/8/96, Tlaquepaque, MX. SIGNED BY: Tony Arias. RESIDES: Tonalá, MX. OBTAINED: Signed a first-year minor league contract on 6/14/14. CAREER NOTES: In 2017, missed the entire season due to injury.

Yr	Club	W-L	ERA	G	GS	CG	SHO	SV	IP	H	R	ER	HR	BB	SO	WP	BK	
2015	AZL Reds-R	5-4	3.42	13	6	0	0	0	50.0	58	24	19	1	8	48	9	1	
2016	Billings-R	2-0	4.01	8	6	0	0	0	33.2	29	15	15	1	9	34	3	0	
2017																		(Injured - Did Not Pitch)
Minor League Totals - 2 yrs		7-4	3.66	21	12	0	0	0	83.2	87	41	34	2	17	82	12	1	

RODRIGUEZ, Alfredo - SS AGE: 23; HT: 6-0; WT: 190; B/T: R/R; BORN: 6/17/94, Havana, Cuba. SIGNED BY: Reds. RESIDES: Santo Domingo, DR. OBTAINED: Signed as first-year minor league player on 7/4/16. CAREER NOTES: In 2017, ranked by MLB.com (9th) and Baseball America (13th) as one of the organization's best prospects...named by Baseball America as the best defensive shortstop in both the organization and Midwest League...in 2016, following the season was named by MLB.com (6th) and Baseball America (22nd) as one of the Reds top prospects...Baseball America also selected him as the Best Defensive Infielder in the organization.

Yr	Club	AVG	G	AB	R	H	2B	3B	HR	RBI	SH	SF	HB	BB	SO	SB	CS	E
2016	DSL Reds-R	.234	22	77	12	18	5	0	0	8	0	3	4	9	16	9	0	2
2017	Daytona-A	.253	118	483	52	122	14	0	2	36	2	4	25	79	11	9	16	
Minor League Totals - 2 yrs		.250	140	560	64	140	19	0	2	44	2	5	8	34	95	20	9	18

ROMERO, Wennington - LHP AGE: 20; HT: 5-11; WT: 150; B/T: L/L; BORN: 1/29/98, Santo Domingo, DR. SIGNED BY: Richard Jimenez. RESIDES: Santo Domingo, DR. OBTAINED: Signed as a non-drafted free agent on 7/18/14. CAREER NOTES: In 2017, ranked among Midwest League leaders in starts (26, 22nd) and innings pitched (136.0, 4th)...in 2016, selected as an Arizona League All-Star...ranked among AZL leaders in ERA (1.93, 3rd), WHIP (1.01, 4th) and opponents batting average (.222, 5th)...in 2015, his 82 strikeouts were the fourth-most in the Dominican League.

Yr	Club	W-L	ERA	G	GS	CG	SHO	SV	IP	H	R	ER	HR	BB	SO	WP	BK
2015	DSL Rojas-R	2-3	2.13	14	14	0	0	0	71.2	60	26	17	2	9	82	7	0
2016	AZL Reds-R	3-3	1.93	10	7	0	0	0	46.2	39	16	10	1	8	46	1	0
	Billings-R	0-0	3.00	1	1	0	0	0	3.0	3	1	1	0	1	1	0	0
2017	Dayton-A	5-10	5.10	26	26	1	0	0	136.0	153	82	77	17	30	126	7	0
Minor League Totals - 3 yrs		10-16	3.67	51	48	1	0	0	257.1	255	125	105	20	48	255	15	0

ROWEN, Ben - RHP AGE: 29; HT: 6-4; WT: 200; B/T: R/R; BORN: 11/15/88, Rancho Palos Verdes, CA. SIGNED BY: Rangers. RESIDES: San Diego, CA. OBTAINED: Signed as a minor league free agent on 1/11/18. CAREER NOTES: In 2017, spent the season at Triple-A Las Vegas where he went 3-3 with a 4.41 ERA in 54 apps (63.1ip)...his 54 apps ranked 2nd in the Pacific Coast League...among all PCL relievers, had the second-lowest walk to innings ratio (1.71)...in 2016, was named an International League All-Star for Triple-A Buffalo...began the season with the Blue Jays organization...designated for assignment on 8/1...claimed off waivers by the Milwaukee Brewers on 8/4 and assigned to Triple-A Colorado Springs...made 4 apps for the Major League Brewers in September...signed a minor league deal with the New York Mets on 12/15 and invited to Major League Spring Training...in 2015, began the year with the Dodgers organization

after signing a minor league deal on 1/20...traded by the Dodgers on 4/9 along with C Chris O'Brien to the Baltimore Orioles in exchange for C Brian Ward and RHP Ryan Webb...released by the Orioles on 7/4...signed a minor league deal with the Cubs the same day...designated for assignment by the Cubs on 7/31...claimed by the Toronto Blue Jays on 8/3...in 2014, began year with the Texas Rangers organization...recalled by the Major League Rangers from Triple-A Round Rock on 6/11...made his Major League debut on 6/15 at Seattle...made 8 apps for the Rangers from 6/15-7/3...recorded his first big league strikeout on 6/16 at Oakland (Derek Norris)...released by the Rangers on 12/19...in 2013, named by MiLB.com as a Rangers organization all-star...reached the Triple-A level for the first time after finding success with a "submarine" delivery...in 2012, selected as the Rangers Minor League Reliever of the Year...named by MiLB.com as a Rangers organization all-star...selected as a Carolina League postseason all-star...in 2010, selected by the Rangers in the 22nd round of the 2010 First-Year Player Draft. **PERSONAL:** Played collegiately at Los Angeles Harbor College, earning team MVP honors and All-South Coast Conference First Team as a sophomore...graduated from Palos Verdes HS (CA)...played 4 years as a defenseman for the Los Angeles Junior Kings hockey team. **TWITTER:** @B_Rowen.

Yr	Club	W-L	ERA	G	GS	CG	SHO	SV	IP	H	R	ER	HR	BB	SO	WP	BK
2010	Spokane-A	2-0	1.09	21	0	0	0	1	33.0	18	4	4	0	14	30	1	0
2011	Hickory-A	5-4	1.98	33	0	0	0	2	59.0	55	26	13	1	18	43	1	1
2012	Myrtle Beach-A	5-0	1.57	38	0	0	0	19	57.1	41	10	10	2	3	52	1	1
2013	FriscoAA	3-0	0.53	31	0	0	0	10	33.2	23	3	2	1	11	28	0	0
	Round Rock-AAA	3-1	0.84	20	0	0	0	3	32.0	18	5	3	0	6	30	0	0
2014	TEXAS	0-0	4.15	8	0	0	0	0	8.2	10	4	4	0	4	7	0	0
	Round Rock-AAA	3-0	3.45	34	0	0	0	5	47.0	47	22	18	2	9	31	0	0
2015	Norfolk-AAA	0-0	2.79	6	0	0	0	0	9.2	8	3	3	0	3	6	0	0
	Bowie-AA	2-0	2.28	20	0	0	0	1	27.2	24	7	7	1	3	18	0	0
	Iowa-AAA	2-0	0.00	8	0	0	0	0	9.1	6	0	0	0	1	7	0	0
	Buffalo-AAA	0-1	2.00	14	0	0	0	1	18.0	12	4	4	0	2	11	0	0
2016	Buffalo-AAA	0-4	2.47	37	0	0	0	1	47.1	46	13	13	1	11	33	1	0
	Colorado Springs-AAA	0-0	1.69	8	0	0	0	0	10.2	11	2	2	0	3	12	0	0
	MILWAUKEE	0-0	15.00	4	0	0	0	0	3.0	10	6	5	0	0	2	0	0
2017	Las Vegas-AAA	3-3	4.41	54	0	0	0	0	63.1	80	35	31	6	13	52	0	0
	Minor League Totals	28-13	2.21	324	0	0	0	43	448.0	389	134	110	14	97	353	4	2
	Major League Totals	0-0	6.94	12	0	0	0	0	11.2	20	10	9	0	4	9	0	0

RUIZ, Victor - 3B AGE: 18; HT: 6-1; WT: 187; B/T: R/R; BORN: 10/20/99, Mexicali, MX. SIGNED BY: Hector Otero. RESIDES: Mexicali, MX. OBTAINED: Signed as a minor league free agent on 10/17/16.

Yr	Club	AVG	G	AB	R	H	2B	3B	HR	RBI	SH	SF	HB	BB	SO	SB	CS	E
2017	AZL Reds-R	.244	22	78	8	19	4	1	0	11	0	1	0	1	22	0	0	5

RYAN, Connor - RHP AGE: 23; HT: 6-1; WT: 180; B/T: R/R; BORN: 11/20/94, Homer Glen, IL. SIGNED BY: Andy Stack. RESIDES: Homer Glen, IL. OBTAINED: Selected in the eighth round of the 2017 First-Year Player Draft. **PERSONAL:** Played collegiately at the University of Illinois at Chicago and Prairie State College (Chicago)...graduated from Lockport Township HS (Lockport, IL).

Yr	Club	W-L	ERA	G	GS	CG	SHO	SV	IP	H	R	ER	HR	BB	SO	WP	BK	
2017	Billings-R	0-4	4.71	18	0	0	0	0	8	21.0	19	11	11	0	8	23	2	0

SALAZAR, Eduardo - RHP AGE: 19; HT: 6-2; WT: 165; B/T: 5/5/98; BORN: 5/5/98, Cumana, VZ. SIGNED BY: Richard Jimenez. RESIDES: Aragua, VZ. OBTAINED: Signed as a non-drafted free agent on 3/4/17.

Yr	Club	W-L	ERA	G	GS	CG	SHO	SV	IP	H	R	ER	HR	BB	SO	WP	BK
2017	DSL Rojos-R	4-4	2.70	12	12	0	0	0	60.0	54	22	18	1	10	47	1	2

SALMON-WILLIAMS, J.D. - 2B AGE: 21; HT: 5-11; WT: 190; B/T: R/R; BORN: 3/21/97, Toronto, Ontario, Canada. SIGNED BY: Bill Byckowski. RESIDES: Brampton, Ontario, Canada. OBTAINED: Selected in the 17th round of the 2015 First-Year Player Draft.

Yr	Club	AVG	G	AB	R	H	2B	3B	HR	RBI	SH	SF	HB	BB	SO	SB	CS	E
2015	AZL Reds-R	.226	14	31	3	7	1	1	0	0	0	0	0	6	6	1	0	4
2016	AZL Reds-R	.272	30	103	16	28	2	4	2	10	0	1	1	14	30	3	1	4
2017	Billings-R	.224	35	98	19	22	2	0	4	11	0	0	2	8	19	4	0	1
	Minor League Totals - 3 yrs	.246	79	232	38	57	5	5	6	21	0	1	3	28	55	8	1	9

SALVADOR, Jose - RHP AGE: 18; HT: 6-2; WT: 170; B/T: L/L; BORN: 9/21/99, Santo Domingo, DR. SIGNED BY: Gary Peralta. RESIDES: Santo Domingo, DR. OBTAINED: Signed as a non-drafted free agent on 7/3/17. **CAREER NOTES:** 2018 will be his first professional season.

SANSONE, John - INF AGE: 24; HT: 5-11; WT: 200; B/T: R/R; BORN: New Castle, PA. SIGNED BY: Greg Zunino. RESIDES: New Castle, PA. OBTAINED: Selected in the eighth round of the 2016 First-Year Player Draft. **CAREER NOTES:** In 2016, at Florida State was 1 of 2 Seminoles to start all 63 games...batted .370...his 65 career doubles at FSU ranks fourth in school history...was selected First Team All-ACC...selected Louisville Slugger Third Team All-American...Golden Nole recipient...named ACC Player of the Week on 4/11...**PERSONAL:** Originally drafted in 2012 by the Tigers in the 39th round...graduated from Neshannock HS (New Castle, PA) where in addition to baseball, scored 915 career basketball points and earned All-Section honors...also played quarterback and scored 10 touchdowns as a member of the football team...has two twin sisters. **TWITTER:** @John_Sone.

Yr	Club	AVG	G	AB	R	H	2B	3B	HR	RBI	SH	SF	HB	BB	SO	SB	CS	E
2016	Billings-R	.285	50	193	34	55	12	1	5	25	0	2	4	12	51	4	3	12
2017	Dayton-A	.216	107	375	54	81	22	1	13	59	1	7	14	48	128	3	1	15
	Minor League Totals - 2 yrs	.239	157	568	88	136	34	2	18	84	1	9	18	60	179	7	4	27

SANTANA, Debby - INF AGE: 17; HT: 6-2; WT: 185; B/T: R/R; BORN: 8/24/00, San Cristobal, DR. SIGNED BY: Richard Jimenez. RESIDES: San Cristobal, DR. OBTAINED: Signed as a first-year minor league player on 8/24/16.

Yr	Club	AVG	G	AB	R	H	2B	3B	HR	RBI	SH	SF	HB	BB	SO	SB	CS	E
2017	DSL Reds-R	.302	49	172	26	52	17	1	2	23	0	1	2	13	45	5	2	14



SANTANA, Leandro - 3B AGE: 21; HT: 6-2; WT: 175; B/T: R/R; BORN: 2/19/97, Santo Domingo, DR. SIGNED BY: Richard Jimenez. RESIDES: La Romana, DR. OBTAINED: Signed as a non-drafted free agent on 10/28/13. CAREER NOTES: In 2017, his 67 games ranked T2nd in the Pioneer League.

Yr	Club	AVG	G	AB	R	H	2B	3B	HR	RBI	SH	SF	HB	BB	SO	SB	CS	E
2014	DSL Reds-R	.303	40	122	21	37	6	4	0	14	0	1	1	28	38	6	3	18
2015	AZL Reds-R	.190	39	126	15	24	8	3	0	10	1	1	1	14	40	2	2	16
2016	AZL Reds-R	.228	44	158	28	36	8	0	2	20	0	3	2	20	58	2	2	17
2017	Billings-R	.280	67	246	38	69	6	2	11	43	0	0	3	22	70	1	1	19
Minor League Totals - 4 yrs		.255	190	652	102	166	28	9	13	87	1	5	7	84	206	11	8	70

SANTILLAN, Tony - RHP AGE: 20; HT: 6-3; WT: 240; B/T: R/R; BORN: 4/15/97, Fort Worth, TX. SIGNED BY: Byron Ewing. RESIDES: Arlington, FL. OBTAINED: Selected in the second round of the 2015 First-Year Player Draft (49th overall). CAREER NOTES: In 2017, was a Midwest League All-Star...ranked among league leaders in opponents batting average (3rd, .222), strikeouts (4th, 128) and ERA (5th, 3.38)...following the season was named by Baseball America (6th) and MLB.com (13th) as one of the organization's top prospects...Baseball America selected him as having the "Best Changeup" in the Reds system...in 2016, following the season was named by Baseball America (11th) and MLB.com (14th) as one of the Reds top prospects...Baseball America also selected him as having the "Best Fastball" in the organization. PERSONAL: Graduated from Seguin HS (Arlington, TX).

Yr	Club	W-L	ERA	G	GS	CG	SHO	SV	IP	H	R	ER	HR	BB	SO	WP	BK	
2015	AZL Reds-R	0-2	5.03	8	7	0	0	0	0	19.2	15	12	11	1	11	19	4	1
2016	Billings-R	1-0	3.92	8	8	0	0	0	39.0	32	17	17	4	16	46	8	3	
	Dayton-A	2-3	6.82	7	7	0	0	0	30.1	27	23	23	3	24	38	5	3	
2017	Dayton-A	9-8	3.38	25	24	0	0	0	128.0	104	57	48	9	56	128	11	2	
Minor League Totals - 3 yrs		12-13	4.11	48	46	0	0	0	217.0	178	109	99	17	107	231	28	9	

SANTOS, Carlos - RHP AGE: 19; HT: 6-1; WT: 180; B/T: R/R; BORN: 7/12/98, Santo Domingo. SIGNED BY: Felix Romero. RESIDES: Hato Mayor, DR. OBTAINED: Signed as a non-drafted free agent on 2/7/17.

Yr	Club	W-L	ERA	G	GS	CG	SHO	SV	IP	H	R	ER	HR	BB	SO	WP	BK
2017	DSL Reds-R	0-0	5.48	15	0	0	0	0	23.0	16	17	14	0	27	23	21	0
	DSL Rojas-R	0-0	0.00	1	0	0	0	1	1.0	0	0	0	0	2	0	0	0
Minor League Totals - 1 yr		0-0	5.25	16	0	0	0	1	24.0	16	17	14	0	29	23	21	0

SCANTLIN, Nate - OF AGE: 19; HT: 6-2; WT: 180; B/T: L/R; BORN: 2/17/99, Derby, KS. SIGNED BY: Reds. RESIDES: Derby, KS. OBTAINED: Selected in the 15th round of 2017 First-Year Player Draft. PERSONAL: Graduated from Rose Hill HS (Derby, KS). TWITTER: @Nate_Scantlin27.

Yr	Club	AVG	G	AB	R	H	2B	3B	HR	RBI	SH	SF	HB	BB	SO	SB	CS	E
2017	AZL Reds-R	.170	17	47	3	8	0	0	0	2	0	0	3	2	18	1	2	3

SCEROLER, Mac - RHP AGE: Turns 23 on April 9; HT: 6-4; WT: 200; B/T: R/R; BORN: 4/9/95, Baton Rouge, LA. SIGNED BY: Jimmy Moran. RESIDES: Denham Springs, LA. OBTAINED: Selected in the fifth round of the 2017 First-Year Player Draft. PERSONAL: Played collegiately at Southeastern Louisiana University where he was a member of the Southland Conference Commissioner's Honor Roll...graduated from Denham Springs HS (Denham Springs, LA)...his uncle Ben McDonald is a former No. 1-overall pick in the MLB Draft and pitched for the Orioles and Brewers...another uncle, Brett Laxton, earned a complete-game victory over Wichita State in the 1993 College World Series title game. TWITTER: @MacSceroler1017.

Yr	Club	W-L	ERA	G	GS	CG	SHO	SV	IP	H	R	ER	HR	BB	SO	WP	BK
2017	Billings-R	0-4	3.26	12	9	0	0	0	38.2	37	25	14	3	16	44	3	0

SEMINATI, Leonardo - 1B AGE: 19; HT: 6-2; WT: 210; B/T: R/R; BORN: Alzano Lombardy, Italy. SIGNED BY: Jim Stoeckel. RESIDES: Bergamo, Lombardy, Italy. OBTAINED: Signed as a non-drafted free agent on 7/5/17. CAREER NOTES: 2018 will be his first professional season.

SENCION, Jorge - OF AGE: 19; HT: 6-4; WT: 194; B/T: R/R; BORN: 10/3/98, Santo Domingo, DR. SIGNED BY: Richard Jimenez. RESIDES: Santo Domingo, DR. OBTAINED: Signed as a first-year minor league player on 6/10/16.

Yr	Club	AVG	G	AB	R	H	2B	3B	HR	RBI	SH	SF	HB	BB	SO	SB	CS	E
2017	DSL Rojas-R	.178	37	118	10	21	6	0	2	13	0	0	5	4	55	2	1	4

SEQUERA, Jorge - C AGE: 19; HT: 6-0; WT: 175; B/T: R/R; BORN: 3/20/99, Maracaibo, Zulia, VZ. SIGNED BY: Jean Paul Conde. RESIDES: Maracaibo, VZ. OBTAINED: Signed as a first-year minor league player on 4/6/16.

Yr	Club	AVG	G	AB	R	H	2B	3B	HR	RBI	SH	SF	HB	BB	SO	SB	CS	E
2016	DSL Reds-R	.200	5	15	4	3	0	0	0	0	1	0	2	4	2	3	0	1
	DSL Rojas-R	.246	36	114	17	28	0	0	0	10	1	2	4	21	10	2	4	2
2017	DSL Reds-R	.273	4	11	1	3	0	0	0	4	0	0	2	1	0	0	1	1
	DSL Rojas-R	.268	40	97	16	26	5	1	1	13	0	0	2	16	12	4	3	8
Minor League Totals - 2 yrs		.253	85	237	38	60	5	1	1	27	2	2	10	42	24	9	8	12

SEVERINO, Moises - RHP AGE: 20; HT: 5-11; WT: 180; B/T: R/R; BORN: 9/20/97, Santo Domingo, DR. SIGNED BY: Gary Peralta. RESIDES: Santo Domingo, DR. OBTAINED: Signed as a first-year minor league player on 2/15/16.

Yr	Club	W-L	ERA	G	GS	CG	SHO	SV	IP	H	R	ER	HR	BB	SO	WP	BK
2016	DSL Rojas-R	1-3	4.76	15	8	0	0	2	39.2	27	26	21	2	37	34	9	2
2017	DSL Rojas-R	2-4	3.02	12	8	0	0	0	47.2	35	28	16	1	29	37	9	0
Minor League Totals - 2 yrs		3-7	3.81	27	16	0	0	2	87.1	62	54	37	3	66	71	18	2

SHRED, Darren - RHP AGE: 20; HT: 6-3; WT: 200; B/T: R/R; BORN: 10/13/97, Brampton, Ontario, Canada. SIGNED BY: Bill Byckowski. RESIDES: Brampton, Ontario, Canada. OBTAINED: Selected in the 22nd round of the 2015 First-Year Player Draft. PERSONAL: Was the fourth-youngest player selected in the 2015 First-Year Player Draft...graduated from St. Roch Catholic Secondary School (Brampton, ON)...was a member of Team Canada's Junior National Team. TWITTER: @DShred16.

Yr	Club	W-L	ERA	G	GS	CG	SHO	SV	IP	H	R	ER	HR	BB	SO	WP	BK
2016	AZL Reds-R	2-2	5.09	15	0	0	0	1	17.2	14	12	10	1	16	13	7	0
2017	AZL Reds-R	1-0	0.00	4	0	0	0	0	3.2	1	0	0	0	6	0	1	0
Minor League Totals - 2 yrs		3-2	4.22	19	0	0	0	1	21.1	15	12	10	1	22	13	8	0

SILVERIO, Isaias - OF AGE: 18; HT: 6-2; WT: 185; B/T: R/R; BORN: Santiago, DR. SIGNED BY: Richard Jimenez. RESIDES: Santiago, DR. OBTAINED: Signed as a first-year minor league player on 8/1/16. CAREER NOTES: In 2017, his 18 doubles ranked 4th in the Dominican Summer League.

Yr	Club	AVG	G	AB	R	H	2B	3B	HR	RBI	SH	SF	HB	BB	SO	SB	CS	E
2017	DSL Rojas-R	.235	38	132	28	31	10	1	3	30	0	2	7	20	37	2	1	3
	DSL Reds-R	.314	21	70	11	22	8	0	2	10	0	0	2	5	15	2	0	0
Minor League Totals - 1 yr		.262	59	202	39	53	18	1	5	40	0	2	9	25	52	4	1	3

SMITH, Ricardo - RHP AGE: 22; HT: 6-2; WT: 175; B/T: R/R; BORN: 2/16/96, Samana, DR. SIGNED BY: Richard Jimenez. RESIDES: Samana, DR. OBTAINED: Signed as a non-drafted free agent on 3/12/15. CAREER NOTES: In 2017, his 3.33 ERA ranked 5th in the Arizona League...in 2016, his 80.0 innings pitched ranked second in the Dominican League.

Yr	Club	W-L	ERA	G	GS	CG	SHO	SV	IP	H	R	ER	HR	BB	SO	WP	BK
2015	DSL Reds-R	2-3	3.73	17	10	0	0	1	70.7	77	42	29	4	8	56	5	2
2016	DSL Reds-R	5-3	2.70	14	14	1	1	0	80.0	73	28	24	2	13	66	9	1
2017	AZL Reds-R	4-4	3.33	13	6	0	0	0	54.0	63	34	20	2	17	61	6	0
	Billings-R	0-0	4.50	1	1	0	0	0	4.0	4	2	2	0	3	4	1	0
Minor League Totals - 3 yrs		11-10	3.25	45	31	1	1	1	208.0	217	106	75	8	41	187	21	3

SOLOMON, Jared - RHP AGE: 20; HT: 6-2; WT: 200; B/T: R/R; BORN: 6/10/97. SIGNED BY: Lee Seras. RESIDES: Millville, PA. OBTAINED: Selected in the 11th round of the 2017 First-Year Player Draft. PERSONAL: Played collegiately at Lackawanna College (PA)...intended to enroll at Xavier University before deciding to pursue professional career...graduated from Millville HS (PA). TWITTER: @SoloJared11.

Yr	Club	W-L	ERA	G	GS	CG	SHO	SV	IP	H	R	ER	HR	BB	SO	WP	BK
2017	AZL Reds-R	2-2	4.26	11	6	0	0	0	38.0	39	21	18	2	16	43	7	0

SOTO, Mario - INF AGE: 20; HT: 5-10; WT: 162; B/T: S/R; BORN: 2/12/98, Bani, DR. SIGNED BY: Richard Jimenez. RESIDES: Bani, DR. OBTAINED: Signed as a first-year minor league player on 8/1/16.

Yr	Club	AVG	G	AB	R	H	2B	3B	HR	RBI	SH	SF	HB	BB	SO	SB	CS	E
2017	DSL Reds-R	.200	23	70	11	14	1	1	1	8	0	3	0	6	18	3	4	3
	DSL Rojas-R	.324	15	37	4	12	3	1	0	3	2	1	0	2	7	2	0	4
Minor League Totals - 2 yrs		.243	38	107	15	26	4	2	1	11	2	4	0	8	25	5	4	7

SOTO, Ronard - SS AGE: 18; HT: 6-1; WT: 165; B/T: R/R; BORN: 5/18/99, Bani, DR. SIGNED BY: Richard Jimenez. RESIDES: Bani, DR. OBTAINED: Signed as a first-year minor league player on 5/30/16.

Yr	Club	AVG	G	AB	R	H	2B	3B	HR	RBI	SH	SF	HB	BB	SO	SB	CS	E
2017	DSL Rojas-R	.212	46	156	22	33	7	0	3	27	0	0	11	11	57	2	2	13

SPARKS, Taylor - 3B AGE: Turns 25 on April 3rd; HT: 6-4; WT: 220; B/T: R/R; BORN: 4/3/93, La Palma, CA. SIGNED BY: Mike Misuraca. RESIDES: Long Beach, CA. OBTAINED: Selected in the second round of the 2014 First-Year Player Draft. CAREER NOTES: In 2017, named Midwest League Player of the Week for 8/21-8/27...following the regular season played for Scottsdale in the prestigious Arizona Fall League...in 2016, following the season was one of a dozen Reds minor leaguers to attend a leadership training program at West Point...ranked among all Reds minor league leaders in home runs (14, T4th) and RBI (62, 5th)...selected by MLB.com as the organization's 23rd-best prospect...selected by Baseball America as having the "Best Infield Arm"...in 2015, recognized by Baseball America as the organization's "Best Defensive Infielder," "Best Infield Arm" and "Best Power Hitter"...listed as the Reds 23rd-best prospect according to MLB.com...ranked among all Reds minor leaguers with 13 HR (T2nd) and 54 RBI (T4th)...his 13 homers ranked T3rd in the Florida State League. PERSONAL: Played collegiately at UC Irvine where he was a Big West Field Player of the Year and Big West Scholar Athlete...named Collegiate Baseball "Louisville Slugger" Third-Team All-American...played for USA Baseball's National Collegiate Team in 2013 and led that squad with a .396 batting average...voted top American player of the 39th edition of the USA-Japan International College Friendly Series...in 2012 played summer ball for Wenatchee of the West Coast League...Baseball America named him the top prospect in the WCL...graduated from St. John Bosco HS (Bellflower, CA) where, in addition to baseball, starred as a wide receiver on the football team. TWITTER: @taylorsparkst.

Yr	Club	AVG	G	AB	R	H	2B	3B	HR	RBI	SH	SF	HB	BB	SO	SB	CS	E
2014	Billings-R	.232	55	198	41	46	7	7	10	30	0	4	7	31	84	14	1	12
2015	Daytona-A	.247	125	446	68	110	22	4	13	54	3	6	8	30	162	14	4	36
2016	Daytona-A	.220	65	245	26	54	14	1	6	34	1	3	5	11	57	6	4	10
	Pensacola-AA	.179	64	224	23	40	4	1	8	28	0	2	4	17	84	2	0	9
2017	Pensacola-AA	.129	18	62	8	8	2	0	2	4	0	0	2	9	21	0	0	1
	AZL Reds-R	.250	6	20	2	5	2	0	1	3	0	0	1	3	5	0	0	1
	Dayton-A	.226	33	124	16	28	5	1	7	22	0	0	5	12	47	0	0	5
Minor League Totals - 4 yrs		.221	366	1319	184	291	56	14	47	175	4	15	32	113	460	36	9	74

SPARLES, Luis - RHP AGE: 20; HT: 6-3; WT: 170; B/T: R/R; BORN: 5/1/97, Higuey, DR. SIGNED BY: Felix Romero. RESIDES: Higuey, DR. OBTAINED: Signed as a first-year minor league player on 2/15/16.

Yr	Club	W-L	ERA	G	GS	CG	SHO	SV	IP	H	R	ER	HR	BB	SO	WP	BK
2016	DSL Reds-R	1-0	17.55	13	0	0	0	0	13.1	15	29	26	0	32	11	22	1
2017	DSL Reds-R	0-2	4.68	12	12	0	0	0	42.1	35	28	22	4	43	41	14	1
Minor League Totals - 2 yrs		1-2	7.76	25	12	0	0	0	55.2	50	57	48	13	75	52	36	2

STALLINGS, Jesse - RHP AGE: 23; HT: 6-2; WT: 197; B/T: R/R; BORN: 10/27/94, Alexandria, LA. SIGNED BY: Ben Jones. RESIDES: Colfax, LA. OBTAINED: Selected in the 15th round of the 2016 First-Year Player Draft. CAREER NOTES: In 2017, ranked among Midwest League leaders in appearances (45, 2nd) and holds (8, T2nd)...in 2016, finished fourth in the Pioneer League with 14 games finished. PERSONAL: Pitched collegiately at LSU where he was a member of the SEC Academic Honor Roll as a natural resource ecology and management major...graduated from Grant HS (Dry Prong, LA)...underwent "Tommy John surgery" during his senior year of high school...2012 Offensive Player of the Year at Grant, batting .424 with 24 RBI...named to the Principal's List for academic excellence. TWITTER: @stallings37

Yr	Club	W-L	ERA	G	GS	CG	SHO	SV	IP	H	R	ER	HR	BB	SO	WP	BK
2016	Billings-R	1-2	5.09	19	0	0	0	5	23.0	24	16	13	3	13	21	2	1
2017	Dayton-A	1-4	4.57	45	0	0	0	1	63.0	70	37	32	5	21	39	3	0
Minor League Totals - 2 yrs		2-6	4.71	64	0	0	0	6	86.0	94	53	45	8	34	60	5	1

STEPHENSON, Tyler - C AGE: 22; HT: 6-4; WT: 220; B/T: R/R; BORN: 8/16/96, Atlanta, GA. SIGNED BY: John Poloni. RESIDES: Kennesaw, GA. OBTAINED: Selected in the first round of the 2015 First-Year Player Draft (11th overall). CAREER NOTES: In 2017, selected as a Midwest League All-Star...following the season was rated by *Baseball America* the 17th-best prospect in the Midwest League...reached base safely in 26 consecutive road games from 5/6 through the end of the season...rated by MLB.com (8th) and *Baseball America* (10th) as one of the organization's top prospects...in 2016, following the season was one of a dozen Reds minor leaguers to participate in a leadership training program at West Point...ranked by *Baseball America* (10th) and MLB.com (10th) as one of the Reds top prospects...in 2015, following the season was named the Reds fourth-best prospect by *Baseball America* and the fifth-best by MLB.com with MLB.com from Kennesaw Mountain HS (Marietta, GA)...ranked by *Baseball America* and MLB.com as the best catcher available in the 2015 Draft.

Yr	Club	AVG	G	AB	R	H	2B	3B	HR	RBI	SH	SF	HB	BB	SO	SB	CS	E
2015	Billings-R	.268	54	194	28	52	15	0	1	16	0	0	3	22	42	0	2	8
2016	AZL Reds-R	.250	5	20	4	5	1	0	1	2	0	0	1	2	7	0	0	0
	Dayton-A	.216	39	139	17	30	4	1	3	16	2	0	0	12	45	0	0	3
2017	Dayton-A	.278	80	295	39	82	22	0	6	50	0	5	4	44	58	2	1	6
Minor League Totals - 3 yrs		.261	178	648	88	169	42	1	11	84	2	5	8	80	152	2	3	17

STRAHAN, Wyatt - RHP AGE: 24; HT: 6-3; WT: 215; B/T: R/R; BORN: 4/18/93, Santa Ana, CA. SIGNED BY: Rex De La Nuez. RESIDES: Villa Park, CA. OBTAINED: Selected in the third round of the 2014 First-Year Player Draft. CAREER NOTES: In 2017, following the season was one of a dozen Reds minor leaguers to participate in a leadership training program at West Point...on 6/5 vs Duncin made his first appearance since undergoing "Tommy John" surgery on 5/20/16...in 2016, limited to 4 appearances before undergoing "Tommy John surgery" on 5/20...in 2015, Midwest League Pitcher of the Week for 8/10-8/17...ranked among Midwest League leaders in innings pitched (164.1, 1st), starts (28, 1st), strikeouts (132, 4th) and ERA (2.79, 8th)...ranked among all Reds minor league pitchers in strikeouts (5th) and ERA (6th)...selected by *Baseball America* as having the best curveball in the Reds system. PERSONAL: Played collegiately at Southern Cal where he was an All-Pac 12 selection...graduated from Villa Park HS where he was a four-time scholar athlete in baseball and basketball...earned all-county and baseball team MVP honors during his senior year of high school...originally selected by Arizona in the 27th round of the 2011 draft. TWITTER: @WyattStrahan.

Yr	Club	W-L	ERA	G	GS	CG	SHO	SV	IP	H	R	ER	HR	BB	SO	WP	BK
2014	Billings-R	0-3	2.76	14	14	0	0	0	42.1	48	23	13	0	12	40	4	0
2015	Dayton-A	9-10	2.79	28	28	1	0	0	164.1	158	68	51	10	53	132	10	0
2016	Dayton-A	0-1	3.80	4	4	0	0	0	23.2	26	10	10	0	8	15	1	0
2017	Dayton-A	2-6	3.84	14	14	0	0	0	72.2	71	36	31	4	14	56	7	0
Minor League Totals - 4 yrs		11-20	3.12	60	60	1	0	0	303.0	303	137	105	14	87	243	22	0

SUGILIO, Andy - OF AGE: 21; HT: 6-2; WT: 170; B/T: S/R; BORN: 10/26/96, Santo Domingo, DR. SIGNED BY: Richard Jimenez. RESIDES: Nizao, DR. OBTAINED: Signed as a non-drafted free agent on 10/28/13. CAREER NOTES: In 2017, his .345 batting average was best among all Reds farmhands...ranked among Pioneer League leaders in batting average (.345) and stolen bases (20, 4th).

Yr	Club	AVG	G	AB	R	H	2B	3B	HR	RBI	SH	SF	HB	BB	SO	SB	CS	E
2014	DSL Rojas-R	.259	55	158	12	41	2	2	0	16	2	1	1	12	32	4	5	26
2015	DSL Reds-R	.272	62	228	40	62	10	8	1	29	3	3	1	25	34	8	4	11
2016	AZL Reds-R	.221	31	104	13	23	3	2	0	6	1	1	2	8	27	6	0	3
2017	Billings-R	.345	62	235	45	81	13	4	3	40	0	1	1	17	33	20	4	3
Minor League Totals - 4 yrs		.286	210	725	110	207	28	16	4	91	6	6	5	62	126	38	13	43

SWEET, Daniel - OF AGE: 23; HT: 6-0; WT: 210; B/T: S/L; BORN: 12/28/94, Flowood, MS. SIGNED BY: Byron Ewing. RESIDES: Brandon, MS. OBTAINED: Selected in the 29th round of the 2016 First-Year Player Draft. CAREER NOTES: In 2017, his .372 on-base pct ranked 4th in the Pioneer League. PERSONAL: Played collegiately at Dallas Baptist where in 2016 led the Missouri Valley Conference with a .445 on-base pct...also played at Polk State College where he was First Team All-American and the Suncoast Conference Player of the Year in 2015...participated in the prestigious Cape Cod League in 2014...graduated from Northwest Rankin HS (Flowood, MS)...originally drafted by the Reds (23rd rd) in 2012 and the Rangers (25th rd) in 2014.

Yr	Club	AVG	G	AB	R	H	2B	3B	HR	RBI	SH	SF	HB	BB	SO	SB	CS	E
2016	Billings-R	.333	24	69	13	23	3	5	1	9	1	1	1	20	16	5	3	1
	Dayton-A	.243	36	140	19	34	6	4	3	18	1	0	1	12	47	6	3	2
2017	Dayton-A	.270	96	348	48	94	9	2	2	29	4	1	15	42	84	22	9	5
Minor League Totals - 2 yrs		.271	156	557	80	151	18	11	6	56	6	6	17	74	147	33	15	8

TAPIA, Domingo - RHP AGE: 26; HT: 6-3; WT: 250; B/T: R/R; BORN: Santo Domingo, DR. SIGNED BY: Rafael Perez, Ismael Cruz, Camilo Pina & Sandy Rosario (Mets). RESIDES: Santo Domingo, DR. OBTAINED: Signed as a minor league free agent on 11/28/16, re-signed on 1/19/18. CAREER NOTES: Originally signed with the Mets as a first-year minor league player on 12/16/09.

Yr	Club	W-L	ERA	G	GS	CG	SHO	SV	IP	H	R	ER	HR	BB	SO	WP	BK
2010	DSL Mets1-R	0-1	3.09	3	3	0	0	0	11.2	8	4	4	0	5	5	2	1
	GCL Mets-R	4-3	3.45	10	10	0	0	0	47.0	49	25	18	0	10	29	5	2
2011	Kingsport-R	5-5	3.78	11	11	0	0	0	50.0	50	28	21	3	16	30	5	0
	Brooklyn-A	1-0	0.00	1	1	0	0	0	6.0	5	0	0	0	0	6	0	0
2012	Savannah-A	6-5	3.98	20	19	0	0	0	108.2	92	55	48	2	32	101	5	1
2013	St. Lucie-A	3-9	4.62	23	22	0	0	0	101.1	87	60	52	3	63	89	9	0
2014	St. Lucie-A	6-8	3.96	21	21	0	0	0	109.0	104	53	48	5	51	56	8	1
2015	Binghamton-AA	0-1	43.20	3	0	0	0	0	1.2	5	9	8	0	8	0	0	0
2016	Binghamton-AA	0-0	3.86	1	0	0	0	0	2.1	2	1	1	1	1	1	0	0
	St. Lucie-A	0-2	3.54	19	0	0	0	0	28.0	35	15	11	2	13	24	2	0
2017	Louisville-AAA	0-1	4.76	3	1	0	0	0	5.2	9	4	3	1	1	4	1	0
	Pensacola-AA	4-6	4.03	35	9	0	1	1	82.2	93	37	37	8	25	81	2	0
Minor League Totals - 8 yrs		29-41	4.08	150	97	0	0	0	554.0	539	291	251	25	225	426	39	5

TAVARES, Dannysmel - RHP AGE: 20; HT: 6-3; WT: 190; B/T: R/R; BORN: 3/10/98, Sosua, DR. SIGNED BY: Victor Nova. RESIDES: Sosua, DR. OBTAINED: Signed as a non-drafted free agent on 5/4/17.

Yr	Club	W-L	ERA	G	GS	CG	SHO	SV	IP	H	R	ER	HR	BB	SO	WP	BK
2017	DSL Rojas-R	0-0	10.47	13	0	0	0	0	16.1	21	21	19	1	23	17	5	3

TEJADA, Luis - INF AGE: 18; HT: 6-0; WT: 160; B/T: R/R; BORN: 9/3/99, San Pedro de Macoris, DR. SIGNED BY: Edgar Melo. RESIDES: Santo Domingo, DR. OBTAINED: Signed as a non-drafted free agent on 7/3/17. CAREER NOTES: 2018 will be his first professional season.

TELLO, Jose - C AGE: 19; HT: 6-0; WT: 170; B/T: R/R; BORN: 5/21/98, Puerto Cabello, Carabobo, VZ. SIGNED BY: Jose Fuentes. RESIDES: Puerto Cabello, Carabobo, VZ. OBTAINED: Signed as a non-drafted free agent on 2/10/15.

Yr	Club	AVG	G	AB	R	H	2B	3B	HR	RBI	SH	SF	HB	BB	SO	SB	CS	E
2015	DSL Rojas-R	.364	7	22	3	8	0	0	1	2	1	1	2	2	5	0	0	2
	DSL Reds-R	.243	32	103	17	25	3	1	1	12	0	3	2	14	28	3	0	5
2016	DSL Reds-R	.265	49	147	14	39	10	1	1	20	1	1	6	14	27	2	2	6
2017	DSL Reds-R	.268	61	224	36	60	10	0	6	35	1	4	3	15	30	3	4	10
Minor League Totals - 3 yrs		.266	149	496	70	132	23	2	9	69	3	9	13	45	90	8	6	23

THOMPSON, Cory - RHP AGE: 23; HT: 5-11; WT: 185; B/T: R/R; BORN: 9/23/94, Chicago, IL. SIGNED BY: Perry Smith. RESIDES: Mauldin, SC. OBTAINED: Selected in the fifth round of the 2013 First-Year Player Draft. CAREER NOTES: In 2017, transitioned from an infielder to a full-time pitcher... in 2013, selected by Baseball America as having the organization's best infield arm. PERSONAL: Graduated from Mauldin HS (SC) where he excelled both as a pitcher and shortstop...signed a letter intent to play collegiately at South Carolina. TWITTER: @C_Thompson12.

Yr	Club	AVG	G	AB	R	H	2B	3B	HR	RBI	SH	SF	HB	BB	SO	SB	CS	E
2013	AZL Reds-R	.266	48	188	34	50	9	1	1	16	1	1	12	10	30	3	4	24
2014	Billings-R	.245	66	253	45	62	13	1	6	28	2	3	7	13	47	13	0	23
2015	AZL Reds-R	.323	8	31	7	10	3	0	1	3	0	1	0	1	5	3	0	4
	Dayton-A	.196	51	194	23	38	6	1	4	14	1	2	9	9	47	0	1	13
2016	Dayton-A	.148	8	27	4	4	1	0	0	1	0	0	0	2	10	0	0	6
Minor League Totals		.237	181	693	113	164	32	3	12	62	4	7	28	35	139	19	5	70

Yr	Club	W-L	ERA	G	GS	CG	SHO	SV	IP	H	R	ER	HR	BB	SO	WP	BK
2017	Billings-R	3-1	3.62	21	0	0	0	1	32.1	29	13	13	3	18	32	7	0

TRAHAN, Blake - SS AGE: 24; HT: 5-9; WT: 180; B/T: R/R; BORN: 9/5/93, Lake Charles, LA. SIGNED BY: Ben Jones. RESIDES: Kinder, LA. OBTAINED: Selected in the third round of the 2015 First-Year Player Draft. CAREER NOTES: In 2017, ranked by MLB.com as the 27th-best prospect in the Reds system...ranked 2nd in the Southern League with 136 games...among all qualified SL shortstops, his .982 fielding pct was tops...in 2016, following the season was named by MLB.com (19th) and Baseball America (28th) as one of the organization's top prospects...as a minor league extra appeared in 13 Cactus League games for the Reds and batted .429 (9-for-21)...named Florida State League Player of the Week from 8/22-8/28...ranked among FSL leaders in games (131, 1st), runs scored (90, 1st), at-bats (521, 2nd), triples (9, T2nd), hits (137, 3rd) and total bases (188, 5th)...reached base safely in 31 straight games from 4/22-5/25, the longest such streak in the FSL in 2016...among all Reds minor league batters ranked third in stolen bases (25)...in 2015, selected as a Pioneer League All-Star. PERSONAL: Last name pronounced "truh-HAHN"...played collegiately at the University of Louisiana at Lafayette where in 2015 was selected as the Sun Belt Conference Player of the Year...in 2014 became the first Cajuns player to play with the USA Baseball Collegiate National Team...also that year named Sun Belt Conference Tournament's Most Outstanding Player and Baseball America second-team All-American...graduated from Kinder HS (Kinder, LA). TWITTER: @Baby_Trahan.

Yr	Club	AVG	G	AB	R	H	2B	3B	HR	RBI	SH	SF	HB	BB	SO	SB	CS	E
2015	Billings-R	.312	47	186	32	58	8	3	1	15	1	1	3	25	19	10	3	8
	Daytona-A	.114	11	35	1	4	0	0	0	0	0	0	1	0	5	0	0	2
2016	Daytona-A	.263	131	521	90	137	21	9	4	47	12	4	1	49	73	25	8	15
2017	Pensacola-AA	.222	136	455	55	101	18	0	2	27	11	1	7	52	82	12	7	9
Minor League Totals - 3 yrs		.251	325	1197	178	300	47	12	7	89	24	6	12	126	179	47	18	34

TRAMMELL, Taylor - OF AGE: 20; HT: 6-2; WT: 194; B/T: L/L; BORN: 9/13/97, Powder Springs, GA. SIGNED BY: John Poloni. RESIDES: Jackson, TN. OBTAINED: Selected in the competitive balance lottery round A (35th overall) of the 2016 First-Year Player Draft. CAREER NOTES: In 2017, rated by both MLB.com and Baseball America as the Reds third-best prospect...following the season was rated the sixth-best prospect in the Midwest League...reached base safely in 28 straight games from 6/28-7/28 and 27 straight games from 4/8-5/11...ranked among Midwest League leaders in most offensive categories, including games (1st, 129), RBI (2nd, 77), walks (2nd, 71), stolen bases (4th, 2nd), hits (3rd, 138), triples (3rd, 10), at-bats (T3rd, 491), total bases (4th, 221) and batting average (.281)...in 2016, selected by MLB.com as an Organization All-Star...ranked by Baseball America (5th) and MLB.com (11th) as one of the top prospects in the Reds system...Baseball America also selected him as the organization's "Best Athlete" and "Fastest Baserunner"...his 24 stolen bases ranked T3rd in the Pioneer League...in November was one of a dozen Reds minor leaguers to participate in a leadership training program at West Point...graduated from Mount Paran Christian School (Kennesaw, GA) where in his senior year combined for 8 player of the week awards and 7 player of the year awards in football and baseball...as a member of the football team, was named the Georgia Sports Writers Association's Class A Offensive Player of the Year after he rushed for 2,479 yards and 36 touchdowns on 251 carries and collected 144 receiving yards and 2 touchdowns on 17 catches...on the diamond was selected to participate in the Under Armour All-America Game at Wrigley Field...during his senior season hit .463 with 6 home runs, 19 RBI, 30 runs scored and 22 steals...with a 3.4 GPA, was selected as a Wendy's Heisman Student Athlete All-American...winner of the Ron Mulkey Eagle Award, the Mount Paran's most coveted and prestigious award given in recognition of servant-leaders who "honor God, love others, and walk in Truth." PERSONAL: Last name is pronounced truh-MELL...brother Kyle was a starting linebacker at Mercer University and majored in mechanical engineering. TWITTER: @TayTram24.

Yr	Club	AVG	G	AB	R	H	2B	3B	HR	RBI	SH	SF	HB	BB	SO	SB	CS	E
2016	Billings-R	.303	61	228	39	69	9	6	2	34	0	0	3	23	57	24	7	1
2017	Dayton-A	.281	129	491	80	138	24	10	13	77	0	7	1	71	123	41	12	2
Minor League Totals - 2 yrs		.288	190	719	119	207	33	16	15	111	0	7	4	94	180	65	19	3

TRAVIESO, Nick - RHP

AGE: 24; **HT:** 6-3; **WT:** 235; **B/T:** R/R; **BORN:** 1/31/94, Pembroke Pines, FL. **SIGNED BY:** Tony Arias. **RESIDES:** Pembroke Pines, FL. **OBTAINED:** Was selected in the first round of the 2012 First-Year Player Draft (14th overall). **CAREER HIGHLIGHTS:** Last name is pronounced trav-ee-ESS-oh...was selected by the Reds in the first round (14th overall) of the June 2012 first-year player draft...in 2015 was a mid-season Florida State League All-Star, FSL Pitcher of the Week for 8/11-8/17 and was Arizona Fall League Pitcher of the Week for 10/26-11/1...in 2014 was the Reds' Minor League Pitcher of the Year, the organization's Pitcher of the Month for August and a mid-season Midwest League All-Star...is Class A Dayton's all-time leader in career victories (21)...**CAREER NOTES:** **In 2017,** Spent the entire season on the Reds' 60-day disabled list with a right shoulder injury...on 6/13 had surgery to repair the torn labrum in his right shoulder (Dr. James Andrews)...participated in his third straight Major League spring training camp, his first as a player on the 40-man roster...his shoulder injury prevented him from making an appearance in an exhibition game...entered the season rated by Baseball America the 17th-best prospect in the organization...on 10/4 came off the 60-day disabled list, cleared waivers and was outrighted to Louisville...**In 2016,** in his first season above Class A made 23 starts for Class AA Pensacola, the second-highest total on the staff (Jackson Stephens, 26gs)...among all Reds farmhands ranked 10th in ERA...was on the Blue Wahoos' disabled list twice, in April with a strained right groin and in July/August with a bruised right shoulder...entered the 2016 season rated the seventh-best prospect in the organization...as a non-roster invitee attended his second Major League spring training camp and made 1 relief appearance before he was reassigned to minor league camp on 3/14...on 11/18 was added to the Reds' 40-man roster...**In 2015,** Spent the season at Class A Daytona...was a mid-season Florida State League All-Star, FSL Pitcher of the Week for 8/11-8/17 and was Arizona Fall League Pitcher of the Week for 10/26-11/1...from 6/20-8/1 was disabled with a fractured right wrist...in the clinching Game 2 of the first round of Florida State League playoffs beat Clearwater, 2-1 (7ip, 1r, 5k)...played for Peoria in the Arizona Fall League (5g, 4gs, 1-0, 2.05, 22ip, 19h, 3bb, 20k)...was AFL Pitcher of the Week for 10/26-11/1...entered the 2015 season rated the Reds' eighth-best prospect...as a non-roster invitee attended his first Major League spring training camp...**In 2014,** Was the organization's Minor League Pitcher of the Year...at Class A Dayton was a Midwest League All-Star...led all Reds minor league pitchers in wins (14) and ERA (3.03)...led the MWL in wins and while ranking second in innings pitched (142.2) and seventh in ERA...was the organization's Pitcher of the Month for August (6gs, 4-0, 1.56, 34.2ip, 19h, 13bb, 26k)...entered the season rated the eighth-best prospect in the organization...on 11/25 was invited to 2015 Major League spring training camp...**In 2013,** In his first full professional season made 17 starts at Class A Dayton...was rated by MLB.com the third-best prospect in the organization...**In 2012,** Following his first professional season was rated by Baseball America the fifth-best prospect in the organization. **PERSONAL:** Graduated from Archbishop McCarthy High School in Ft. Lauderdale...as a senior, in 7 regular season starts compiled a 0.76era with 70 strikeouts and just 21 hits, 11 walks and 5 earned runs allowed in 46.1 innings while producing 2 complete games, 1 shutout and a 0.69 WHIP. **TRANSACTIONS:** was selected by the Reds in the first round (14th overall) of the June 2012 first-year player draft. Was signed by Tony Arias...on Daytona's disabled list with a fractured right wrist, June 20-August 1, 2015...on Pensacola's disabled list with a strained right groin, April 13-20, 2016...on Pensacola's suspended list, April 21-23, 2016...on Pensacola's disabled list with a bruised right shoulder, July 19-August 8, 2016...on 60-day disabled list with a torn labrum in his right shoulder, April 2-remainder of the season, 2017. **TWITTER:** @NTravieso21.

Yr	Club	W-L	ERA	G	GS	CG	SHO	SV	IP	H	R	ER	HR	BB	SO	WP	BK
12	AZL Reds - R	0-2	4.71	8	8	0	0	0	21.0	20	11	3	5	14	1	2	
13	Dayton - A	7-4	4.63	17	17	0	0	0	81.2	83	47	42	7	27	61	8	1
14	Dayton - A	*14-5	3.03	26	26	1	0	0	142.2	123	62	48	10	44	114	6	0
15	Daytona - A	6-6	2.70	19	19	0	0	0	93.1	82	40	28	4	30	76	7	1
16	Pensacola - AA	5-7	3.84	23	23	0	0	0	117.1	109	55	50	11	53	91	13	0
17	Cincinnati	Injured, Did Not Pitch															
Minor Totals		32-24	3.53	93	93	1	0	0	456.0	417	215	179	35	159	356	35	4

*Led Midwest League

TURNBULL, Jake - C

AGE: 20; **HT:** 6-1; **WT:** 190; **B/T:** L/R; **BORN:** 2/16/98, Perth, Australia. **SIGNED BY:** Jim Stoeckel, Jason Hewitt and Gareth Jones. **RESIDES:** Perth, Australia. **OBTAINED:** Signed as a non-drafted free agent on 10/17/14.

Yr	Club	AVG	G	AB	R	H	2B	3B	HR	RBI	SH	SF	HB	BB	SO	SB	CS	E
2015	AZL Reds-R	.291	35	110	19	32	6	0	1	17	0	0	2	17	31	1	1	2
2016	AZL Reds-R	.167	12	36	0	6	3	0	0	3	0	0	0	4	12	1	0	1
2017	Billings-R	.200	36	100	8	20	2	1	2	13	0	0	0	6	41	1	0	2
Minor League Totals - 3 yrs		.236	83	246	27	58	11	1	3	33	0	0	2	27	84	3	1	5

VALENZUELA, Jose - RHP

AGE: 19; **HT:** 6-1; **WT:** 190; **B/T:** R/R; **BORN:** 5/5/98, Nogales, Sonora, MX. **SIGNED BY:** Richard Jimenez. **RESIDES:** El Fuerte Sinaloa, MX. **OBTAINED:** Signed as a non-drafted free agent on 8/18/15. **CAREER NOTES:** **In 2017,** his 1.79 ERA ranked 9th in the Dominican Summer League.

Yr	Club	W-L	ERA	G	GS	CG	SHO	SV	IP	H	R	ER	HR	BB	SO	WP	BK
2016	DSL Reds-R	2-3	2.04	13	13	0	0	0	66.1	60	22	15	1	13	61	7	0
2017	DSL Reds-R	5-5	1.79	15	15	1	0	0	75.1	62	23	15	3	21	62	11	0
Minor League Totals - 2 yrs		7-8	1.91	28	28	1	0	0	141.2	122	45	30	4	34	123	18	0

VANMETER, Josh - SS

AGE: 23; **HT:** 5-11; **WT:** 165; **B/T:** L/R; **BORN:** 3/10/95, Ossian, IN. **SIGNED BY:** Mark Conner (Padres). **RESIDES:** Ossian, IN. **OBTAINED:** Acquired by the Reds on 12/9/16 as the player to be named later in a trade that sent Rule 5 C Luis Torrens to San Diego. **CAREER NOTES:** **In 2017,** selected as a Southern League All-Star...**In 2016,** selected as a California League All-Star and an MiLB.com Organizational All-Star. **PERSONAL:** Graduated from Norwell HS (Ossian, IN)...selected by the Padres in the fifth-round of the 2013 First-Year Player Draft. **TWITTER:** @VanMeter15.

Yr	Club	AVG	G	AB	R	H	2B	3B	HR	RBI	SH	SF	HB	BB	SO	SB	CS	E
2013	AZL Padres - R	.278	44	158	33	44	7	2	0	16	1	1	2	24	25	10	4	11
2014	Fort Wayne - A	.254	116	421	49	107	24	0	3	39	2	0	1	34	87	8	4	18
2015	AZL Padres - R	.727	3	11	3	8	2	1	0	0	0	0	0	0	1	0	1	0
	Fort Wayne - A	.250	25	96	13	24	4	0	0	3	0	0	0	13	12	1	1	2
2016	Lake Elsinore - A	.267	95	348	51	93	21	2	12	51	1	3	1	48	64	9	2	19
	San Antonio - AA	.198	29	106	10	21	2	0	2	5	1	0	0	7	18	2	2	9
2017	Pensacola-AA	.255	132	475	45	121	29	1	5	54	1	7	1	53	100	15	3	17
Minor League Totals - 5 yrs		.259	444	1615	204	428	89	6	22	168	6	11	5	179	307	45	17	76

VARGAS, Hector - SS

AGE: 23; **HT:** 6-2; **WT:** 178; **B/T:** R/R; **BORN:** 1/27/95, Peravia, Bani, DR. **SIGNED BY:** Richard Jimenez. **RESIDES:** Palenque San Cristobal, DR. **OBTAINED:** Signed as a non-drafted free agent on 8/9/12. **CAREER NOTES:** **In 2016,** selected as the Reds Instructional League's Best Hitter...named Pioneer League All-Star...his .292 batting average ranked 10th among all Reds minor leaguers.

Yr	Club	AVG	G	AB	R	H	2B	3B	HR	RBI	SH	SF	HB	BB	SO	SB	CS	E
2013	DSL Reds-R	.327	61	226	41	74	12	1	0	33	3	2	8	24	18	21	9	13
2014	AZL Reds-R	.297	41	155	28	46	8	4	1	9	3	0	0	5	18	3	2	12
2015	Billings-R	.296	52	186	24	55	9	5	1	23	3	3	1	3	16	5	9	15
2016	Dayton-A	.194	36	129	9	25	4	1	0	8	1	2	0	4	18	4	1	7
	Billings-R	.352	57	210	32	74	17	2	6	41	3	3	0	6	19	12	3	18
2017	Dayton-A	.225	121	440	43	99	14	1	7	36	7	4	3	19	66	4	5	27
Minor League Totals - 5 yrs		.277	368	1346	177	373	64	14	15	150	20	14	12	61	155	49	29	92

VARNER, Seth - LHP AGE: 25; HT: 6-3; WT: 225; B/T: L/L; BORN: 1/27/92, Cincinnati, OH. SIGNED BY: Brad Meador. RESIDES: Batavia, OH. OBTAINED: Selected in the 10th round of the 2014 First-Year Player Draft. CAREER NOTES: In 2015, Florida State League Pitcher of the Week for 8/31-9/7... ranked among all Reds Minor League leaders in wins (11, 3rd), strikeouts (134, 3rd) and ERA (2.92, 8th). PERSONAL: Played collegiately at the esteemed Miami University in beautiful Oxford, OH where, in 2014, became the first Miami pitcher ever named Mid-American Conference Pitcher of the Year...recognized as a Louisville Slugger Third-Team All-American...set a Miami record with 123 strikeouts in 2014...graduated from Clermont Northeastern HS (Batavia, OH) where, as a senior, was named Southern Buckeye Conference Player of the Year...also that year, selected as the area's Division II Player of the Year by the Cincinnati Enquirer...also played basketball and soccer in high school. TWITTER: @MU_Boomer32

Yr	Club	W-L	ERA	G	GS	CG	SHO	SV	IP	H	R	ER	HR	BB	SO	WP	BK
2014	Billings-R	4-3	4.91	13	1	0	0	0	36.2	49	24	20	2	8	33	1	0
2015	Dayton-A	7-4	2.88	14	14	0	0	0	78.0	82	30	25	4	5	77	5	1
	Daytona-A	4-4	2.97	13	9	0	0	0	60.2	54	25	20	5	6	57	5	0
2016	Louisville-AAA	0-2	24.75	2	2	0	0	0	4.0	16	14	11	1	4	3	1	0
	Daytona-A	8-9	3.83	29	21	1	0	0	134.0	151	63	57	10	27	100	4	0
2017	AZL Reds-R	0-0	1.50	3	3	0	0	0	6.0	4	1	1	1	0	10	1	0
	Daytona-A	1-2	5.31	8	8	0	0	0	39.0	52	23	23	5	7	30	5	0
Minor League Totals - 4 yrs		24-24	3.94	82	58	1	0	0	358.1	408	180	157	28	57	310	22	1

VASQUEZ, James - 1B AGE: 25; HT: 6-0; WT: 220; B/T: L/L; BORN: 11/8/92, Stuart, FL. SIGNED BY: Greg Zunino. RESIDES: Palm City, FL. OBTAINED: Selected in the 25th round of the 2015 First-Year Player Draft. CAREER NOTES: In 2016, ranked among all Reds minor league leaders in home runs (14, 14th) and RBI (66, 3rd)...in 2015, named Arizona League MVP after leading the league in batting (.359) home runs (9), slugging (.669) and HR to AB ratio (1/15.78)... ranked second in the league in RBI (36), fourth in total bases (95) and extra-base hits (23) and fifth in on-base pct (.415). PERSONAL: Played collegiately at the University of Central Florida...graduated from Martin County HS (Stuart, FL).

Yr	Club	AVG	G	AB	R	H	2B	3B	HR	RBI	SH	SF	HB	BB	SO	SB	CS	E
2015	AZL Reds-R	.359	42	142	19	51	11	3	9	36	0	5	2	15	25	0	1	1
2016	Dayton-A	.223	130	475	46	106	20	1	14	66	0	4	7	43	92	2	1	13
2017	Dayton-A	.236	46	161	21	38	10	0	5	26	0	3	3	15	23	0	1	6
	Daytona-A	.274	64	226	23	62	14	0	5	33	0	2	1	26	35	0	0	2
Minor League Totals - 3 yrs		.256	282	1004	109	257	55	4	33	161	0	14	13	99	175	2	3	22

VELLOJIN, Daniel - C AGE: 18; HT: 5-11; WT: 160; B/T: S/R; BORN: 3/5/00, Cartagena, Colombia. SIGNED BY: Reds. RESIDES: Cartagena, Colombia. OBTAINED: Signed as a non-drafted free agent on 1/5/18. CAREER NOTES: 2018 will be his first professional season.

VENTURA, Randy - 2B AGE: 20; HT: 5-9; WT: 165; B/T: S/R; BORN: 7/11/97, Pimentel, DR. SIGNED BY: Matias Laureano (Braves). RESIDES: Pimentel, DR. OBTAINED: Acquired on 8/4/17 from Atlanta in exchange for international amateur signing bonus pool space. CAREER NOTES: In 2017, named as a South Atlantic League All-Star...in 2016, selected as a Gulf Coast League postseason All-Star...paced the GCLBraves with 55 hits, 34 runs and 15 steals...ranked among all Braves farmhands in on-base pct (.75th, .358), stolen bases (8th, 15) and batting average (.9th, .284)...in 2015, led the DSL Braves with a .329 batting average...earned Braves DSL Player of the Year honors...his 55 stolen bases in 58 games ranked second-most in the Atlanta system and were 20 more steals than any other player in the DSL...signed by the Braves as a non-drafted free agent on 2/13/15.

Yr	Club	AVG	G	AB	R	H	2B	3B	HR	RBI	SH	SF	HB	BB	SO	SB	CS	E
2015	DSL Braves-R	.329	58	231	61	76	11	2	0	25	3	2	3	35	27	55	9	11
2016	GCL Braves-R	.284	53	194	34	55	2	4	1	32	1	6	1	25	31	15	6	0
2017	Rome-A	.294	95	381	46	112	7	1	1	16	5	1	2	24	83	29	12	6
	Daytona-A	.276	26	105	22	29	8	1	1	10	1	1	0	11	20	9	2	4
Minor League Totals - 3 yrs		.299	232	911	163	272	28	8	3	83	10	10	6	95	161	108	29	21

WALKER, Adam - OF AGE: 26; HT: 6-5; WT: 235; B/T: R/R; BORN: 10/18/91, Milwaukee, WI. SIGNED BY: Billy Corrigan (Twins). RESIDES: St. Augustine, FL. OBTAINED: Signed as a minor league free agent on 8/4/17. 2017 TRANSACTIONS: 1/20, designated for assignment by Baltimore...1/26, claimed by Atlanta...5/9, released by Atlanta...5/12, signed by Baltimore...7/23, released by Baltimore...8/4, signed by Cincinnati. CAREER NOTES: In 2017, appeared with 5 different teams across 3 different organizations...in 2016, hit at least 25 home runs for the fourth consecutive season...his 27 HR were the second-most in the International League...hit 3 HR in a game on 5/21 at Durham...also homered twice at Durham on 5/19...following the season was claimed by the Brewers off waivers from Minnesota on 11/18 before being designated for assignment by Milwaukee on 11/28 and claimed off waivers by Baltimore from Milwaukee on 12/2...in 2015, named a Southern League All-Star...selected as a MiLB.com Southern League Player of the Month for June...named to the Southern League Postseason All-Star roster...winner of the MiLB Joe Bauman Home Run Award for Double-A...led all of the double-A level with 31 home runs...selected as a MiLB.com Minnesota Organizational All-Star...played for Scottsdale in the prestigious Arizona Fall League...following the season, ranked by Baseball America as the 17th-best prospect in the Twins system...in 2014, selected as a Florida State League midseason and postseason All-Star...named MVP of the FSL All-Star Game after going 3-for-5 with a home run and double for the South team...won the FSL Home Run Derby, beating out Daytona's Bijan Rademacher...named by Baseball America as the FSL's "Best Power Prospect"...following the season was named by Baseball America as the Twins' 17th-best prospect...in 2013, named Midwest League Player of the Week three times (4/29, 5/13 & 7/15)...named Twins Minor League Player of the Month for July...named mid- and postseason Midwest League All-Star...led ML in home runs, RBI and total bases...ranked as the 16th-best prospect in the Midwest League and the 16th-best in the Twins system, following the season by Baseball America...in 2012, selected Appalachian League Player of the Week for 8/13...originally selected by the Twins in the third round of the 2012 First-Year Player Draft. PERSONAL: Played collegiately at Jacksonville University (FL). TWITTER: @Walkoff28.

Yr	Club	AVG	G	AB	R	H	2B	3B	HR	RBI	SH	SF	HB	BB	SO	SB	CS	E
2012	Elizabethton-R	.250	58	232	44	58	7	4	14	45	0	0	1	19	76	4	0	5
2013	Cedar Rapids-A	.278	129	508	83	141	31	7	27	109	0	9	4	31	115	10	0	4
2014	Ft. Myers-A	.246	132	505	78	124	19	1	25	94	0	3	2	44	156	9	5	6
2015	Chattanooga-AA	.239	133	502	75	120	31	3	31	106	0	5	2	51	195	13	4	6
2016	Rochester-AAA	.243	132	478	61	116	22	5	27	75	0	7	2	44	202	7	4	5
2017	Gwinnett-AAA	.128	10	39	3	5	3	0	1	4	0	1	0	4	16	2	0	1
	Mississippi-AA	.122	14	49	5	6	1	0	4	12	0	2	0	4	23	0	0	0
	Bowie-AA	.426	12	47	13	20	5	0	6	12	0	0	0	2	13	0	1	0
	Norfolk-AAA	.090	18	67	3	6	2	0	1	3	0	0	0	0	26	0	0	1
	Louisville-AAA	.207	25	92	11	19	4	1	3	15	0	1	2	7	34	1	0	3
Minor League Totals - 6 yrs		.244	663	2519	376	615	125	21	139	475	0	28	13	206	856	46	14	31

WALLACE, Raul - OF AGE: 22; HT: 6-2; WT: 180; B/T: R/R; BORN: 8/19/95, Santo Domingo, DR. SIGNED BY: Richard Jimenez. RESIDES: Santo Domingo, DR. OBTAINED: Signed as a non-drafted free agent on 2/28/13.

Yr	Club	AVG	G	AB	R	H	2B	3B	HR	RBI	SH	SF	HB	BB	SO	SB	CS	E
2013	DSL Reds/Rojos-R	.250	26	84	9	21	5	2	1	12	1	0	4	5	34	6	2	1
2014	DSL Reds-R	.217	60	212	28	46	5	4	1	19	0	2	7	18	49	12	4	6
2015	AZL Reds-R	.285	34	123	13	35	7	2	3	15	1	0	2	3	38	7	4	0
2016	AZL Reds-R	.228	35	123	19	28	10	1	1	14	0	2	2	10	46	8	2	3
2017	AZL Reds-R	.281	33	128	13	36	7	6	0	16	0	3	1	4	44	9	0	2
	Billings-R	.286	11	35	8	10	4	0	1	5	0	0	2	2	10	2	0	1
Minor League Totals - 5 yrs		.250	199	705	90	176	38	15	7	81	2	7	18	42	221	44	12	13

WEBB, Alex - RHP AGE: 23; HT: 6-3; WT: 225; B/T: R/R; BORN: 7/19/94, Watford, England. SIGNED BY: Bill Byckowski. RESIDES: Surrey, British Columbia (Canada). OBTAINED: Selected in the ninth round of the 2016 First-Year Player Draft. PERSONAL: Played collegiately at the University of British Columbia with fellow Reds farmhand Bruce Yari...graduated from Semiahmoo Secondary (Surrey, BC). TWITTER: @AWebb_32.

Yr	Club	W-L	ERA	G	GS	CG	SHO	SV	IP	H	R	ER	HR	BB	SO	WP	BK
2016	Billings-R	4-0	0.79	5	0	0	0	0	11.1	9	1	1	0	2	9	0	0
	Dayton-A	1-2	4.15	3	3	0	0	0	13.0	13	8	6	0	2	7	0	0
2017	AZL Reds-R	0-0	3.52	3	3	0	0	0	7.2	7	6	3	1	2	9	1	0
	Dayton-A	1-4	4.84	12	7	0	0	2	48.1	50	28	26	6	13	40	3	1
Minor League Totals - 2 yrs		6-6	4.03	23	13	0	0	2	80.1	79	43	36	7	19	65	4	1

WHITE, Zeek - OF AGE: 21; HT: 6-0; WT: 170; B/T: R/R; BORN: 1/7/97, Wilson, NC. SIGNED BY: Joel Matthews (Marlins). RESIDES: Raleigh, NC. OBTAINED: Acquired by the Reds from the Marlins on 1/19/17 along with RHP Luis Castillo and RHP Austin Brice in exchange for RHP Dan Straily. CAREER NOTES: In 2016, when traded in the off-season to the Reds was ranked by Baseball Prospectus the 10th-best prospect in the Marlins organization and the 16th-best prospect by MLB.com. PERSONAL: Given first name is "Isaiah"...graduated from Greenfield HS (NC)...selected by the Marlins in the third round of the 2015 First-Year Player Draft. TWITTER: @white_zeek.

Yr	Club	AVG	G	AB	R	H	2B	3B	HR	RBI	SH	SF	HB	BB	SO	SB	CS	OBP	SLG	E
15	GCL Marlins-R	.294	35	126	19	37	7	2	0	8	1	0	2	3	44	13	0	.321	.381	2
16	Batavia-A	.214	51	173	23	37	6	3	1	17	5	0	1	22	60	5	4	.306	.301	1
17	Billings-R	.206	41	102	17	21	3	2	2	11	1	1	14	39	8	2	.305	.333	2	
	Dayton-A	.000	1	5	0	0	0	0	0	0	0	0	0	0	0	0	.000	.000	0	
Minor League Totals - 3 yrs		.234	128	406	59	95	16	7	3	36	7	1	4	39	143	26	6	.307	.330	5

WIGGINS, Blake - INF AGE: 22; HT: 6-1; WT: 200; B/T: R/R; BORN: 3/1/96, Little Rock, AR. SIGNED BY: Dan Cholowsky. RESIDES: Little Rock, AR. OBTAINED: Selected in the 20th round of the 2017 First-Year Player Draft. PERSONAL: Played collegiately at the College of Southern Nevada...graduated from Pulaski Academy (Little Rock, AR)...originally drafted by the Phillies in the 32nd round in 2014. TWITTER: @Blake_Wiggins.

Yr	Club	AVG	G	AB	R	H	2B	3B	HR	RBI	SH	SF	HB	BB	SO	SB	CS	E
2017	AZL Reds-R	.267	12	45	5	12	3	0	0	4	0	1	2	2	14	0	0	2

WILLEMS, Jonathan - INF AGE: 19; HT: 5-11; WT: 180; B/T: R/R; BORN: 1/7/98, Willemstad, Curacao. SIGNED BY: Jim Stoeckel. RESIDES: Willemstad, Curacao. OBTAINED: Signed as a non-drafted free agent on 8/11/15.

Yr	Club	AVG	G	AB	R	H	2B	3B	HR	RBI	SH	SF	HB	BB	SO	SB	CS	E
2016	DSL Reds-R	.228	53	180	25	41	14	3	1	19	1	1	8	9	56	5	5	7
2017	AZL Reds-R	.234	23	64	7	15	3	0	0	4	0	0	3	2	19	7	2	9
Minor League Totals - 2 yrs		.230	76	244	32	56	17	3	1	23	1	1	11	11	75	12	7	16

WOOTEN, Rob - RHP AGE: 32; HT: 6-2; WT: 195; B/T: R/R; BORN: 7/21/85, Goldsboro, NC. SIGNED BY: Daniel Nellum (Brewers). RESIDES: Sanford, NC. OBTAINED: Signed as a minor league free agent on 12/19/16. CAREER NOTES: In 2017, was limited to 6 games due to elbow injury... in 2016, was limited to 11 appearances for Triple-A Gwinnett due to injury...signed with the Reds on 12/19...in 2015, split the season between Milwaukee and Triple-A Colorado Springs, making four appearances for the Brewers and going 5-2 with a 4.67 ERA (27 ER/52.0 IP) in 44 games for the Sky Sox...pitched to a 12.00 ERA (8 ER/6.0 IP) with Milwaukee, fanning six...allowed 5 earned runs in 1.2 innings in his final appearance for the Brewers on 5/7 vs. LAD went 2-1 with a 5.74 ERA in 24 games prior to the All-Star game with Colorado Springs before pitching to a 3-1 record and a 3.55 ERA in 20 games to close the sea-son...tallied a 1.53 ERA in 23 Triple-A road games, compared to an 8.74 ERA in 21 home outings...allowed opponents to hit just .125 (3-for-24) with two outs and runners in scoring position...in 2014, went 1-4 with a 4.72 ERA (18 ER/34.1 IP) in 40 relief appearances during four stints with Milwaukee...was the last player cut out of Spring Training...his stints with the Brewers came from 4/13-4/20, 5/1-7/20, 8/5-8/8 and 9/10 to the end of the season...retired 27 of 40 first batters faced (67.5%)...stranded 17 of 21 inherited runners (81%)...earned his only win of the season on 5/15 vs. PIT...went 0-2 with a 5.82 ERA (14 ER/21.2 IP) and 14 saves in 21 relief appearances at Triple-A Nashville...pitched in the Japan All-Star Series in November...in 2013, began the season at Triple-A Nashville, where he went 0-1 with a 2.94 ERA (17 ER/52.0 IP) and 20 saves in 40 relief appearances...Held opponents to a .209 batting average...Had his contract selected by Milwaukee on 7/26...Was tied for third in the Pacific Coast League in saves (20) at the time of his promotion...Went 3-1 with a 3.90 ERA (12 ER/27.2 IP) in 27 relief appearances with the Brewers...retired 18-of-27 first batters faced (66.7%)...Stranded 7-of-14 inherited runners (50%)...Made his Major League debut on 7/26 at Colorado (2.1 IP, 2H, 1 K)...His first career strikeout was Todd Helton...Joined Mike Adams (13.0 IP in 2004) as the only Brewers to begin their Major League careers with at least 10.0 consecutive scoreless innings (11.0 IP)...Notched his first Major League win on 7/30 at CHI in the first game of a doubleheader...Surrendered five runs in 0.2 innings on 9/21 vs. STL; his ERA without that appearance was 2.33 (7 ER/27.0 IP)...in 2012, went 3-2 with a 3.31 ERA (27 ER/73.1 IP) and 15 saves in 57 relief appearances between Double-A Huntsville (17 games) and Triple-A Nashville (40 games)...Following the season pitched for Anzoategui in the Venezuelan Winter League, where he went 1-0 with a 3.38 ERA and three saves in 10 relief appearances...Held opponents to a .162 batting average...in 2011, went 5-3 with a 3.09 ERA (22 ER/64.0 IP) and eight saves in 48 relief appearances between Class-A Brevard County (12 games) and Double-A Huntsville (36 games)...Held opponents to a .231 batting average...in 2010, missed the entire season after undergoing "Tommy John" surgery on his right elbow on 4/8...in 2009, went 1-2 with a 2.67 ERA (17 ER/57.1 IP) and 29 saves in 53 relief appearances between Class-A Brevard County (26 games) and Double-A Huntsville (27 games)...Held opponents to a .218 batting average and struck out 78 batters in just 57.1 innings...Was a Florida State League All-Star...Led Brewers minor leaguers in saves (29) and tied for sixth in all of Minor League Baseball...Pitched for the Peoria Javelinas in the Arizona Fall League...in 2008, went 1-0 with a 1.71 ERA (6 ER/31.2 IP) and six saves in 14 relief appearances between rookie-level Helena (4 games) and Class-A West Virginia (10 games) during his first professional season...held opponents to a .207 batting average and struck out 44 batters in just 31.2 innings. PERSONAL: Pitched collegiately at the University of North Carolina. TWITTER: @RobWooten35.

Yr	Club	W-L	ERA	G	GS	CG	SHO	SV	IP	H	R	ER	HR	BB	SO	WP	BK
2008	Helena-R	0-0	0.00	4	0	0	0	2	9.0	10	0	0	0	2	14	0	0
	West Virginia-A	1-0	2.38	10	0	0	0	4	22.2	14	6	6	0	4	30	2	0
2009	Brevard County-A	1-1	1.20	26	0	0	0	18	30.0	21	7	4	0	13	44	2	1
	Huntsville-AA	0-1	4.28	27	0	0	0	11	27.1	26	15	13	3	9	34	2	1
2011	Brevard County-A	2-0	2.53	12	0	0	0	1	21.1	15	6	6	0	3	18	0	0
	Huntsville-AA	3-3	3.38	36	0	0	0	7	42.2	41	20	16	3	15	41	3	1
2012	Huntsville-AA	3-0	1.74	17	0	0	0	8	20.2	18	4	4	1	7	21	2	0
	Nashville-AAA	0-2	3.93	40	0	0	0	7	52.2	49	23	23	4	16	49	1	1
2013	Nashville-AAA	0-1	2.94	40	0	0	0	20	52.0	40	17	17	4	12	45	5	0
	Milwaukee	3-1	3.90	27	0	0	0	0	27.2	27	12	12	1	8	18	0	0
2014	Nashville-AAA	0-2	5.82	21	0	0	0	14	21.2	24	16	14	1	5	21	0	0
	Milwaukee	1-4	4.72	40	0	0	0	0	34.1	42	18	18	1	8	29	0	0
2015	Milwaukee	0-0	12.00	4	0	0	0	0	6.0	5	8	8	1	6	6	1	0
	Colorado Springs-AAA	5-2	4.67	44	1	0	0	1	52.0	56	29	27	9	14	50	0	1
2016	Gwinnett-AAA	3-5	3.58	35	6	0	0	1	73.0	75	31	29	9	11	60	3	0
2017	Louisville-AAA	1-3	6.94	6	6	0	0	0	23.1	34	18	18	6	5	26	2	0
Major League Totals		4-5	5.03	71	0	0	0	0	68.0	74	38	38	3	22	53	1	0
Minor League Totals		19-20	3.55	318	13	0	0	94	448.1	423	192	177	40	116	453	21	5

WOTELL, Max - LHP AGE: 21; HT: 6-3; WT: 193; B/T: R/L; BORN: 9/13/96, Boca Raton, FL. SIGNED BY: John Hendricks (Mets). RESIDES: Charlotte, NC. OBTAINED: Acquired from the Mets along with INF Dilson Herrera in exchange for OF Jay Bruce on 8/1/16. CAREER NOTES: In 2016, ranked by MLB.com as the Reds 22nd-best prospect...in 2015, selected by the Mets in the third round of the First-Year Player Draft. PERSONAL: Graduated from Marvin Ridge HS (Waxhaw, NC). TWITTER: @maxwotell.

Yr	Club	W-L	ERA	G	GS	CG	SHO	SV	IP	H	R	ER	HR	BB	SO	WP	BK
2015	GCL Mets-R	0-1	2.53	9	0	0	0	0	10.2	2	5	3	0	9	16	0	0
	Kingsport-R	3-1	3.94	6	6	0	0	0	29.2	24	14	13	1	12	31	0	0
2016	Billings-R	0-1	15.00	3	3	0	0	0	6.0	10	10	10	1	7	5	2	0
2017	Dayton-A	0-1	8.10	2	2	0	0	0	6.2	10	6	6	2	5	7	1	0
	Billings-R	0-2	10.13	3	3	0	0	0	10.2	15	14	12	3	9	4	2	0
Minor League Totals - 3 yrs		3-6	6.22	23	14	0	0	0	63.2	61	49	44	7	42	63	5	0

WRIGHT, Daniel - RHP AGE: Turns 27 on April 3; HT: 6-2; WT: 215; B/T: R/R; BORN: 4/3/91, Memphis, TN. SIGNED BY: Joe Katuska. RESIDES: Bartlett, TN. OBTAINED: Signed as a minor league free agent on 12/19/17. CAREER NOTES: In 2017, began the season at Triple-A Salt Lake City...recalled and optioned by the Angels 4 times from 4/12-5/27...designated for assignment on 5/31...outrighted to Triple-A Salt Lake City on 6/3...contract was selected by the Major League Angels on 6/15...optioned back to Salt Lake City on 6/17...designated again on 9/4...outrighted to Salt Lake City on 9/7...elected free agency on 10/13...signed with the Reds on 12/19...in 2016, selected International League Pitcher of the Week for 5/16-5/22...began season with Double-A Pensacola and allowed just 1 run in 20 innings pitched (0.45 ER) across 8 games (2 starts) before being promoted to Triple-A Louisville...tossed complete game three-hitter on 5/16 vs. Scranton/Wilkes-Barre, allowing 1 unearned run and earned International League Pitcher of the Week honors...RailRiders lineup in that game featured 4 of Yankees Top 13 prospects, including Gary Sanchez and Aaron Judge as well as MLB veteran Nick Swisher...received first big league promotion on 5/24 and made Major League debut that day in start for Reds at Dodgers (L: 5.1 IP, 4 R, 3 ER, 7 H, 1 BB, 4 SO)...pitched in 4 games for Cincinnati before being optioned back to Louisville 6/14...claimed off waivers by Angels on 9/4 and joined Major League roster...made Angels debut on 9/10 in start vs. Texas and did not factor in decision (5 IP, 4 ER, 6 H, 0 BB, 5 SO)...earned first Major League win in final appearance of year on 9/30 vs. Houston (6 IP, 1 ER, 6 H, 0 BB, 5 SO)...in 2014, ranked among all Reds minor league pitchers with 14 wins (T1st) and 141 strikeouts (2nd). PERSONAL: Attended Bartlett HS (TN) and was member of 2007 Tennessee state champion team...pitched 4 years at Arkansas State University...Majored in Engineering...in November 2016, participated in Hearts2Honduras trip along with other Major League and Minor League players, including Angels teammate Andrew Heaney to help build a new learning center and teach baseball in Honduras. CAREER TRANSACTIONS: Selected by Cincinnati Reds in 10th round of 2013 First-Year Player Draft...claimed off waivers by the Angels from the Reds on 9/4/16...re-signed with the Reds to a minor league deal on 12/19/17. TWITTER: @D_Wright36.

Yr	Club	W-L	ERA	G	GS	CG	SHO	SV	IP	H	R	ER	HR	BB	SO	WP	BK
2013	Billings-R	3-3	5.91	14	0	0	0	0	42.2	57	30	28	4	5	43	7	1
2014	Dayton-A	3-2	2.06	10	7	0	0	0	43.2	36	11	10	5	7	42	2	1
	Bakersfield-A	11-5	4.14	18	18	0	0	0	108.2	105	56	50	15	15	99	9	0
2015	Pensacola-AA	10-11	4.53	27	27	0	0	0	155.0	154	83	78	6	47	130	3	0
	Pensacola-AA	2-0	4.45	8	2	0	0	0	20.0	10	1	1	0	4	22	0	1
2016	CINCINNATI	0-2	7.62	4	2	0	0	0	13.0	25	16	11	2	2	6	1	0
	Louisville-AAA	6-5	6.13	17	12	2	0	0	83.2	109	66	57	10	25	65	2	0
2017	LOS ANGELES-AL	1-3	5.40	5	5	0	0	0	26.2	32	16	16	5	6	15	1	0
	LOS ANGELES-AL	0-1	4.58	5	2	0	0	0	19.2	21	12	10	1	8	11	1	0
2017	Salt Lake-AAA	6-10	6.99	19	18	0	0	0	92.2	112	83	72	17	35	61	9	0
Minor League Totals		41-36	4.88	113	84	2	0	0	546.1	583	330	296	57	138	462	32	3
Major League Totals		1-6	5.61	14	9	0	0	0	59.1	78	44	37	8	16	32	3	0

YARI, Bruce - 1B AGE: 23; HT: 6-3; WT: 215; B/T: L/L; BORN: 12/9/94, Waterloo, Ontario (Canada). SIGNED BY: Bill Byckowski. RESIDES: Waterloo, Ontario (Canada). OBTAINED: Selected in the 24th round of the 2016 First-Year Player Draft. PERSONAL: Played collegiately at the University of British Columbia with fellow Reds farmhand Alex Webb...graduated from Sir John A. Macdonald Secondary School (Waterloo, Ontario). TWITTER: @BruceYari.

Yr	Club	AVG	G	AB	R	H	2B	3B	HR	RBI	SH	SF	HB	BB	SO	SB	CS	E
2016	AZL Reds-R	.270	35	137	13	37	2	3	1	17	0	2	1	12	29	1	0	0
2017	Dayton-A	.252	88	329	46	83	17	0	13	54	0	3	1	41	98	2	0	4
Minor League Totals - 2 yrs		.258	123	466	59	120	19	3	14	71	0	5	2	53	127	3	0	4



YON, Edwin - OF AGE: 19; HT: 6-5; WT: 180; B/T: R/R; BORN: 7/24/98, La Romana, DR. SIGNED BY: Richard Jimenez. RESIDES: La Romana, DR.
OBTAINED: Signed as a non-drafted free agent on 11/5/14.

Yr	Club	AVG	G	AB	R	H	2B	3B	HR	RBI	SH	SF	HB	BB	SO	SB	CS	E
2015	DSL Reds-R	.192	34	104	17	20	3	1	0	6	0	0	1	15	42	3	3	0
2016	DSL Rojos-R	.239	51	180	19	43	6	0	3	28	1	0	4	24	62	4	1	5
2017	AZL Reds-R	.165	24	85	6	14	2	2	0	13	0	2	1	8	44	0	0	0
Minor League Totals - 3 yrs		.209	109	369	42	77	11	3	3	47	1	2	6	47	148	7	4	5

ZORRILLA, Jose - RHP AGE: 19; HT: 6-1; WT: 180; B/T: B/R; BORN: 10/2/98, Nagua, DR. SIGNED BY: Richard Jimenez. RESIDES: Nagua, DR.
OBTAINED: Signed as a first-year minor league player on 2/13/16.

Yr	Club	W-L	ERA	G	GS	CG	SHO	SV	IP	H	R	ER	HR	BB	SO	WP	BK
2016	DSL Reds-R	1-2	7.77	18	0	0	0	0	24.1	32	25	21	1	12	19	10	0
2017	DSL Reds-R	3-1	3.16	16	1	0	0	3	42.2	40	24	15	1	16	25	7	0
Minor League Totals - 2 yrs		4-3	4.84	34	1	0	0	3	67.0	72	49	36	2	28	44	17	0

LATE SIGNEDS

HEREDIA, Luis - RHP AGE: 23; HT: 6-6; WT: 254; B/T: R/R; BORN: 8/10/94, Mazatlan, Sinaloa, MX. SIGNED BY: Rene Gayo, Jesus "Chino" Valdez & Kyle Stark (Pirates). RESIDES: Brooksville, FL. **OBTAINED:** Signed as a minor league free agent on 1/26/18. **CAREER NOTES:** In 2016, was named to the Florida State League All-Star team...finished fifth in the FSL in saves and tied for second in games finished (38)... in 2014, entered the season ranked by Baseball America as the Pirates' 10th-best prospect... in 2013, was rated by Baseball America as Pittsburgh's third-best prospect... in 2012, ranked third among all Pirates farmhands in ERA... ranked by Baseball America as the as the second-best prospect in the New York-Penn League... in 2011, ranked by Baseball America as Pittsburgh's fifth-best prospect.

Yr	Club	W-L	ERA	G	GS	CG	SHO	SV	IP	H	R	ER	HR	BB	SO	WP	BK
2011	GCL Pirates-R	1-2	4.75	12	11	0	0	0	30.1	28	16	16	3	19	23	1	1
2012	State College-A	4-2	2.71	14	14	0	0	0	66.1	53	22	20	2	20	40	4	0
2013	West Virginia-A	7-3	3.05	14	13	0	0	0	65.0	52	22	22	5	37	55	2	0
2014	West Virginia-A	2-4	4.15	18	18	0	0	0	89.0	87	54	41	9	33	43	9	0
2015	Bradenton-A	5-6	5.44	21	21	0	0	0	86.0	105	59	52	3	44	54	9	0
2016	Bradenton-A	4-6	3.64	45	0	0	0	12	54.1	55	30	22	1	31	42	12	1
2017	Altoona-AA	3-3	3.10	36	0	0	0	2	52.1	41	18	18	3	31	43	2	0
Minor League Totals - 7 yrs		26-26	3.88	160	77	0	0	14	443.1	421	221	191	26	215	300	39	2

2018 NOTES





2018 NOTES





2017 REVIEW

Claimed off waivers from the Brewers less than a week before Opening Day 2017, Scooter Gennett produced one of the best seasons of any second baseman in the Major Leagues. He established career highs in games (141), runs (80), total bases (245), hits (136), HR (27), RBI (97), slugging percentage (.531) and OPS (.874). Gennett led the majors with a franchise record 4 grand slams and on 6/6 vs StL became the first and only player in history to produce in a game 5 hits, 4 HR and 10 RBI.

2017 SEASON IN REVIEW
NATIONAL LEAGUE STANDINGS

NL East	W	L	Pct.	GB
Washington	97	65	.599	-
Miami	77	85	.475	20.0
Atlanta	72	90	.444	25.0
New York	70	92	.432	27.0
Philadelphia	66	96	.407	31.0

NL Central	W	L	Pct.	GB
Chicago	92	70	.568	-
Milwaukee	86	76	.531	6.0
St. Louis	83	79	.512	9.0
Pittsburgh	75	87	.463	17.0
Cincinnati	68	94	.420	24.0

NL West	W	L	Pct.	GB
Los Angeles	104	58	.642	-
x - Arizona	93	69	.574	11.0
x - Colorado	87	75	.537	17.0
San Diego	71	91	.438	33.0
San Francisco	64	98	.395	40.0
x - Wild Cards				

AMERICAN LEAGUE STANDINGS

AL East	W	L	Pct.	GB
Boston	93	69	.574	-
x - New York	91	71	.562	2.0
Tampa Bay	80	82	.494	13.0
Toronto Blue	76	86	.469	17.0
Baltimore	75	87	.463	18.0

AL Central	W	L	Pct.	GB
Cleveland	102	60	.630	-
x - Minnesota	85	77	.525	17.0
Kansas City	80	82	.494	22.0
Chicago	67	95	.414	35.0
Detroit	64	98	.395	38.0

AL West	W	L	Pct.	GB
Houston	101	61	.623	-
Los Angeles	80	82	.494	21.0
Seattle	78	84	.481	23.0
Texas	78	84	.481	23.0
Oakland	75	87	.463	26.0
x - Wild Cards				

NATIONAL LEAGUE WILD CARD

	W	L	Pct.	GB
Arizona	93	69	.574	+6.0
Colorado	87	75	.537	-
Milwaukee	86	76	.531	1.0
St. Louis	83	79	.512	4.0
Miami	77	85	.475	10.0
(Cincinnati)	68	94	.420	19.0)

POSTSEASON RESULTS

Wild Cards - NYY def. Min, Ari def. Col
 NLDS - Chi def. Wsh (3-2); LA def. Ari (3-0)
 ALDS - Hou def. Bos (3-1); NYY def. Cle (3-2)
 NLCS - LA def. Chi (4-1)
 ALCS - Hou def. NYY (4-3)
 WS - Hou def. LA (4-3)

GREAT AMERICAN BALL PARK

The Reds produced **124 sellouts** in the first 15 seasons of the 42,271-seat ballpark, including 117 regular season sellouts, 4 National League Division Series sellouts (1 in 2010, 3 in 2012) and sellouts for all 3 days of 2015 All-Star Week...on the field during the regular season, the Reds are **626-588-1 (.516)** overall at GABP, including **60-57** when playing in front of sellout crowds.

ALL-STAR

Zack Cozart was elected by fans as the **starting shortstop** on the National League All-Star team, while **Joey Votto** was an All-Star for the **fifth time**...in **Cozart's** first All-Star Game he went 1-for-2 with a single off NYY's **Dellin Betances**...he was the first Reds player to start since **3B Todd Frazier** in **2015** at Cin's **Great American Ball Park** and the first Red to start at **SS** since Cooperstown **Hall of Famer** and **12-time All-Star Barry Larkin** made his fifth and final **Midsummer Classic** start in **2000** at Atl's **Turner Field**...**Votto**, also an All-Star in 4 straight years from **2010-2013**, went 0-for-1 with a walk off Hou's **Chris Devenski**...Reds head athletic trainer **Steve Baumann** served on the National League's medical staff.

HARDWARE

1B Joey Votto finished second in the BBWAA's National League **Most Valuable Player** voting in the fourth-closest race ever and was a finalist for the **Hank Aaron Award** as the Major League's best hitter...**C Tucker Barnhart** won the **Rawlings Gold Glove Award**...**1B Joey Votto**, **LF Adam Duvall** and **CF Billy Hamilton** were **Gold Glove** finalists...the local chapter of the **BBWAA** voted **Votto** the Reds' Most Valuable Player, **Raisel Iglesias** the Most Outstanding Pitcher and **Eugenio Suárez** the **Joe Nuxhall Good Guy Award**...for the second straight season, **Votto's** vote was unanimous.

THE ROSTER

The Reds used **47 players** overall, **17 position players** and **31 pitchers** (including **2B Scooter Gennett**)...the single-season club records remain **57 players** (2003) and **32 pitchers** (2016, including **OF Tyler Holt**)...for the first time in franchise history, **9 Reds players** made **100 starts** in a season to tie the modern National League record (**Joey Votto** 162, **Adam Duvall** 149, **Eugenio Suárez** 149, **Billy Hamilton** 135, **Scott Schebler** 128, **José Peraza** 119, **Zack Cozart** 113, **Scooter Gennett** 108, **Tucker Barnhart** 105)...the previous single-season club record of **8 players** with at least **100 starts** most recently had been accomplished in each of 3 consecutive years from **1975-1977**...the Twins this season produced **10 players** with at least **100 starts** to tie the modern Major League record.

MAJOR LEAGUE DEBUTS

The Reds' **17 Major League debuts** in 2017 and **29 Major League debuts** over the last 2 seasons are the most of any team in either league...the **17 Reds players** who made **Major League debuts** this year included **RHP Barrett Astin** (in relief, Opening Day vs Phi), **RHP Rookie Davis** (start, 4/6 vs Phi) & **C Stuart Turner** (start, 4/6 vs Phi), **LHP Amir Garrett** (start, 4/7 at StL), **OF Jesse Winker** (PH, 4/14 vs Mil), **RHP Sal Romano** (start, 4/16 vs Mil), **OF Phillip Ervin** (PH, 4/22 vs Chi), **RHP Ariel Hernandez** (in relief, 4/24 at Mil), **RHP Luis Castillo** (start, 6/23 at Wsh), **RHP Kevin Shackelford** (in relief, 6/29 vs Mil), **RHP Jackson Stephens** (start, 7/1 vs Chi), **RHP Alejandro Chacin** (in relief, 8/23 vs Cubs), **RHP Tyler Mahle** (start, 8/27 vs Pit) & **C Chad Wallach** (start, 8/27 vs Pit), **IF Zach Vincej** (PH, 9/1 at Pit), **RHP Deck M'Guire** (in relief, 9/12 at StL) and **RHP Keury Mella** (in relief, 9/20 vs StL)...according to Elias Sports Bureau, the modern franchise single-season record for number of players who made Major League debuts is **19 in 1914**.

FOUNTAIN OF YOUTH

When **Opening Day** rosters were submitted by all 30 teams, the average age for the Reds' 25-man roster (**26 years, 355 days**) was the youngest in the Major Leagues, just ahead of the Padres (**27 years, 6 days**)...Cin began a season with **7 rookies** on its **Opening Day roster** for the first time in researchable history, per **Elias**...the **2012 A's** (8) & **Mariners** (7), who opened that season with a **28-man roster** while playing a 2-game series in **Tokyo**, each had at least **7 rookies** on their rosters...the **2007 Diamondbacks** was the last team to begin a regular season with **7 rookies** on a typical **25-man roster**.

YOUNG GUNS

After injured **RHP Scott Feldman's** final start on **8/17**, the Reds finished the season with a rotation that included veteran **RHP Homer Bailey** and rookies **RHP Luis Castillo**, **RHP Rookie Davis**, **LHP Amir Garrett**, **RHP Tyler Mahle**, **RHP Deck M'Guire**, **RHP Sal Romano**, **RHP Jackson Stephens**, **RHP Robert Stephenson** and **RHP Asher Wojciechowski**...beginning **8/18**, those 9 rookie pitchers started **33** of the Reds' last **40 games**...overall this season the Reds used **10 rookie starting pitchers**, including **6** who started in their **Major League debuts**, and **18 rookie pitchers**...over the last 3 seasons, **rookie pitchers** started **250** of the Reds' **486 games** (51%), including a club record **110 games** in 2015, **56 games** in 2016 and **84 games** this season...during **Bryan Price's** 4-year tenure as manager, rookie pitchers have started **258** of Cin's **648 games** (40%).

M*A*S*H

In the last **5 seasons**, **50 different players** made **83 apps** on the Reds' disabled list...only **34 times** in his **4 seasons** as manager has **Bryan Price** been able to start his "projected" lineup (**12 times** in 2014, **5 times** in 2015, **4 times** in 2016, **13 times** in 2017)...the 2017 "projected" lineup of **C Devin Mesoraco**, **1B Joey Votto**, **2B José Peraza**, **3B Eugenio Suárez**, **SS Zack Cozart**, **LF Adam Duvall**, **CF Billy Hamilton** and **RF Scott Schebler** produced a **6-7 record**.

IRON MAN

Since **Ivan De Jesus Jr.** started at first base on **9/2/2016 vs StL**, **Joey Votto** has started each of the Reds' last **191 games** (.332ba, .454obp, .591slg)...in 2017 **Votto** became only the **fourth player** in franchise history to **start** at least **162 games** in a season, joining **Pete Rose** (1965, 163gs in 1974, 1975), **Leo Cardenas** (163gs in 1964) and **Vada Pinson** (1963)...**Votto's** is the Major Leagues' **second-longest active streak** of starts in his team's games behind Royals **SS Alcides Esobar** (332g), who was the only other player this season to start all of his team's games (162g).

RELIABLE

RHP Raisel Iglesias led the Major Leagues with **8 saves** of at least **2.0 innings** and with **11 saves** of at least **1.2 innings**...with **12 saves** of more than **1.0 inning** tied **LAD's Kenley Jansen** for the lead among all pitchers...**Mike Montgomery** of the Cubs ranked second with **3 saves** of at least **2.0 innings**...**Iglesias'** eight **2.0-inning saves** were the most by any pitcher in the Major Leagues since **1999**, when Cin's **Danny Graves** had **10 saves** of at least **2.0 innings**...the club record for saves in a season of at least **2.0 innings** still belongs to **Rawly Eastwick** (14sv, 1976).

ASSISTS

The **Reds** and **White Sox** tied for the Major League lead with **40 outfield assists** (**Adam Duvall** 15, **Billy Hamilton** 13, **Scott Schebler** 7, **Patrick Kivlehan** 2, **Jesse Winker** 2, **Arismendy Alcantara** 1)...**Duvall** led all Major League **outfielders** in assists, while **Hamilton** ranked T2nd.

2017 OPENING DAY ROSTER

Returning	New in '17	Gone
Cingrani, P	Astin, P	Cotham, P
Finnegan, P	Davis, P	Diaz, P
Iglesias, P	Feldman, P	Hoover, P
Stephenson, P	Garrett, P	Ohlendorf, P
Wood, P	Lorenzen P	Sampson, P
Barnhart, C	Peralta, P	Simon, P
Cozart, SS	Reed, P	Straily, P
Suárez, 3B	Storen, P	Mesoraco, C
Votto, 1B	Turner, C	Pacheco, C
Duvall, LF	Gennett, IF	De Jesus Jr., IF
Hamilton, CF	Peraza, IF	Phillips, 2B
Schebler, RF	Alcantara, IF/OF	Bruce, RF
	Kivlehan, IF/OF	Holt, RF

2017 SPRING TRAINING RECORDS, NL CENTRAL

NL Central	W	L	Pct.	GB
St. Louis	20	8	.714	-
Pittsburgh	19	12	.613	2.5
Milwaukee	17	16	.515	5.5
Cincinnati	16	19	.457	7.5
Chicago	13	18	.419	8.5

REDS IN 2017 BY MONTH

April	11-13, 4.63254 BA, 4.75 r/g
May	13-15, 5.12271 BA, 5.21 r/g
June	10-17, 5.97256 BA, 4.63 r/g
July	8-18, 5.35228 BA, 3.58 r/g
August	15-14, 5.42263 BA, 5.69 r/g
Sept / October	11-17, 4.46245 BA, 3.93 r/g

2017 NATIONAL LEAGUE LEADERS

Hitting

Joey Votto	^ 162 games
Joey Votto	* 321 times on base
Joey Votto	* 134 walks
Joey Votto	* 20 intentional walks
Joey Votto	* 1.61 walk-to-strikeout ratio
Joey Votto	* .454 on-base percentage
Joey Votto	1.032 OPS
Scooter Gennett	* 4 grand slams
Adam Duvall	11 sacrifice flies
Tucker Barnhart	* .999 fielding % at C
* Led Major Leagues, ^ Tied for Major League lead		

2017 NATIONAL LEAGUE ROOKIE LEADERS

Pitching

RHP Luis Castillo	3.12 ERA
LHP Wandy Peralta	69 games

2017 NATIONAL LEAGUE TEAM LEADERS

869 R allowed	* .465 opponents' SLG
821 ER allowed345 opponents' OBP
248 HR allowed	*	* 77 hit batters by Cin
631 BB allowed	8 grand slams hit
* Led Major Leagues		

RECORDS & FANS

Listed are records and announced attendance figures for **Great American Ball Park**:

2017	39-42	1,836,917
2016	38-43	1,894,085
2015	34-47	2,419,506
2014	44-37	2,476,664
2013	49-31	* 2,492,059
2012	50-31	2,347,251
2011	42-39	2,213,498
2010	49-32	2,060,550
2009	40-41	1,747,919
2008	43-38	2,058,632
2007	39-42	2,058,593
2006	42-39	2,134,472
2005	42-39	1,943,157
2004	40-41	2,287,250
2003	35-46	2,355,259

Totals **626-588-1** **32,325,812**

* GABP record in 80 dates (7/4 ppd, played 7/23 at SF)

PLAYERS OF THE WEEK

Scooter Gennett for **6/5-6/11** received his first career **National League Player of the Week** award...on **6/6 vs StL** he became the 17th player in Major League history to produce **4 HR** in a game and the first ever to produce **4 HR, 5 hits** and **10 RBI**...he led the NL in **total bases** (24), **RBI** (13) and **slugging** (1.200) and tied for the lead in **BA** (.500) and **HR** (4)...was the Reds' first winner of the NL's weekly award since **3B Todd Frazier** won it for the week of **5/24-5/30, 2015**...from **6/27-7/2, Joey Votto** won his fourth career award and first since **May 2013** (.524, 3hr, 6rbi, 1.095slg).

IMMACULATE INNING

In the ninth inning of the 9-3 win on **4/18/17 vs Bal**, **RHP Drew Storen** became only the fourth Reds pitcher to strike out all 3 batters in an inning with just **9 pitches**...he used the same baseball the entire inning...those 4 Reds pitchers are listed below...in the ninth inning the next night vs Bal, **LHP Wandy Peralta** struck out the side on **10 pitches**...7 other Major League pitchers threw **Immaculate Innings** in 2017 (**Craig Kimbrel**, **Max Scherzer**, **Kenley Jansen**, **Hector Carrasco**, **Dellin Betances**, **Jose Alvarado**, **Rick Porcello**).

Hod Eller	8/21/1917 at NY (9th)
Rob Dibble	6/4/1989 vs SD (8th)
Carlos Contreras	7/11/2014 vs Pit (7th)
Drew Storen	4/18/2017 vs Bal (9th)

FIRST-YEAR REDS

Listed below are the highest **home run** totals by players in their **first seasons** with the Reds.

Greg Vaughn, 1999	45	Ron Gant, 1995	29
Ken Griffey Jr., 2000	40	S. Gennett, 2017	27
Frank Robinson, 1956	38	R. Ludwick, 2012	26
Gus Bell, 1953	30	G. Freese, 1961	26

SCOOTER & THE BABE

2B Scooter Gennett hit his **20th HR** of the season in the top of the eighth of the 15-5 loss on **8/14 at Cubs**, then pitched the bottom of the inning (1ip, 2h, 2er, 1bb, 1hbp, **Javier Baez** 2-run HR)...**Gennett** and **Babe Ruth** are the only players in Major League history to pitch in the same game in which they hit their **20th HR** of the season...**Ruth** was the starting and winning pitcher for the Yankees on **6/13/1921** vs Detroit at the **Polo Grounds**, hitting his 20th HR as a pitcher and his 21st HR after he had moved to center field.

BATTERY MATES

Twice in **2017** and twice in **franchise history**, since **1869**, the Reds' **starting battery mates** made **Major League debuts** in the same game...on **4/6 vs Phi**, starting **RHP Rookie Davis** and starting **C Stuart Turner** made their **Major League debuts**...on **8/27 vs Pit**, **RHP Tyler Mahle** and **C Chad Wallach** started in their **Major League debuts**...it has occurred many times in the majors and, prior to this season, most recently in **2008** by the **Nationals**, who started **P Shairon Martis** and **C Luke Montz** on **9/4 at Atl**...also on **4/6 vs Phi**, Phillies starting **C Andrew Knapp** made his big league debut...**opposing starting catchers** (**Turner, Knapp**) made **Major League debuts** in the same game for only the second time since 1900 (**9/4/2010**, Det's **Max St. Pierre** & KC's **Lucas May**).

THE BIG A

LHP Amir Garrett began his Major League career with **12 scoreless innings** before allowing a 2-run HR to **David Freese** in the seventh inning of his second start, on **4/12 at Pit**...**Garrett's** 12-inning scoreless streak tied **Billy Rhines** (**1890**) for second-longest to begin a Reds career...in **1970**, **Wayne Simpson** began his career with **15 scoreless IP**.

PERFECTION

In the 7-1 victory on **4/10 at Pit**, Reds relievers **RHP Michael Lorenzen** (3ip), **LHP Cody Reed** (3ip) and **LHP Wandy Peralta** (1ip) retired the **last 21 Pirates batters**...that feat was accomplished most recently on **5/30/2016**, when **Cubs relievers** retired the **last 21 batters** in a 2-0 win vs the **Dodgers**...prior to the May 2016 Cubs win, however, the last time a Major League bullpen threw at least **7.0 perfect innings** in a game was on **June 23, 1917**...Red Sox starting pitcher **Babe Ruth** was ejected after walking Washington leadoff batter **Ray Morgan**...**Ernie Shore** replaced **Ruth**...after **Morgan** was caught stealing, **Shore** retired the **last 26 batters** to complete the most famous combined no-hitter in baseball history.

STAFF SAVER

RHP Robert Stephenson's save in the 14-2 win on **5/6 vs SF** was the first of his professional career and the first **3-inning save** by a Reds pitcher since **Alfredo Simon** pitched the final 3 innings of the 5-1 win vs Mil on **6/16/13**...for those curious about the **12-run save**, the largest margin of victory for a save in Major League history is **19 runs**, by **Ed Vosberg** of the Rangers in a 26-7 win vs the Orioles on **4/19/1996**...**Vosberg** recorded the last out of the top of the eighth inning with his team leading, 10-7, and then followed the Rangers' 16-run bottom half with a scoreless ninth.

THE LEFT CORNER

The Reds' **13-9 loss** on **8/22 vs Cubs** was the longest **9-inning game** in franchise history (**4:04**)...**1B Anthony Rizzo** became the Major League's first left-handed throwing **third baseman** since **Don Mattingly** of the **Yankees** played 3 games at that position from **8/29-8/31, 1986 at Sea**.

COMEBACK

In their dramatic 6-4 win on **6/7 vs StL**, the Reds overcame a 4-1 deficit with 5 runs in the bottom of the seventh inning on **Patrick Kivlehan's** 3-run HR, the first pinch-hit HR of his career, and **Joey Votto's** 2-run HR...prior to that win, the Redlegs had lost **82 consecutive home games** in which they **trailed by at least 3 runs in the seventh inning or later**...was the second-longest such home losing streak in franchise history (**0-97, 1903-1908**).

HIT PARADE

In the 13-3 win on **5/5 vs SF**, **6 Reds batters** accounted for **all 16 hits** (**Billy Hamilton** 3, **Eugenio Suarez** 3, **Scott Schebler** 3, **Jose Peraza** 3, **Zack Cozart** 2, **Adam Duvall** 2)...according to **Elias Sports Bureau**, the last time as few as 6 Reds players produced at least 16 hits in a game was in a 9-3 Reds win on **7/26/1976** vs the **Giants** at **Riverfront Stadium** (**George Foster** 4, **Dan Driessen** 4, **Pete Rose** 2, **Ken Griffey** 2, **Joe Morgan** 2, **Cesar Geronimo** 2).

ROOKIE HAZING

In the 14-3 loss on **9/12 at StL**, the Reds used **5 rookie pitchers** in a game for the only time this season (**RHP Robert Stephenson**, **RHP Alejandro Chacin**, **RHP Rookie Davis**, **RHP Ariel Hernandez**, **RHP Deck McGuire**)...also did it once in 2016, in an **8-2 loss** on **5/24 at LAD** (**RHP Daniel Wright**, **RHP A.J. Morris**, **RHP Dayan Diaz**, **RHP Caleb Cotham**, **RHP Josh Smith**)...prior to 2016, the Reds hadn't use **5 rookie pitchers in a game** since **10/1/2010** (**LHP Travis Wood**, **RHP Logan Ondrusek**, **LHP Aroldis Chapman**, **RHP Sam LeCure**, **RHP Jordan Smith**).

OH, CANADA

In the 17-2 loss on **5/29 at Tor**, the Reds allowed **17 runs** and gave up **23 hits** in a game for the first time since **5/1/1985 vs Atl** at **Riverfront Stadium** (25h)...the **17 runs** were the most scored by the Blue Jays in a game this season and the **23 hits** were the third-most in franchise history...**Robert Stephenson** (2ip, 10h) and **Jake Buchanan** (3.2ip, 10h) became the first pair of Major League relievers to allow at least **10 hits in the same game** since Phi's **Luther Roy** (13h) and **June Greene** (12h) did it on **7/6/1929** in Game 2 of a doubleheader vs the Cardinals...prior to **5/29 at Tor**, Wsh's **Sun-Woo Kim** on **7/22/2005 vs Hou** was the last Major League reliever to allow at least 10 hits in a game.

WIN, HIT & RBI

RHP Jackson Stephens in the 5-3 win on **7/1 vs Cubs** became the first Reds pitcher to record in his **Major League debut** his **first career win, hit and RBI** since **John Roper** on **5/16/1993 vs Col**...became the first Reds pitcher with **2 RBI** in his debut since **Paul Moskau** on **6/21/77 at Phi**...became only the **second pitcher ever** to produce in his **Major League debut** a **victory** and **multiple RBI** against the defending **World Series champion** (Pit's **Gerrit Cole** vs SF, **June 2013**)...3 other pitchers made debuts on **7/1**, including **Luke Farrell** (KC), **Felix Jorge** (Min) and **Paul Blackburn** (Oak)...was the first time 4 players made MLB debuts as starting pitchers on the same day since **4/17/1914**, when **Red Faber** (White Sox), **Erv Kintleher** (Pirates), **Pete Henning** (KC of the Federal League) and **Ed Porray** (Buffalo of the Federal League) did it.

LITTLE LEAGUER

The **1-0 Pirates win** on **8/26 at Great American Ball Park** was the first in their history in which a pitcher drove in *by home run* every run of a shutout win...the Reds lost a 1-0 game on a home run by the opposing pitcher for the first time since **Bob Welch** homered off **Mario Soto** on **6/17/1983 at LAD**.

RUNS ALLOWED BY REDS, 10-GAME HOMESTAND

From **7/14-7/23** Reds pitchers allowed **72 runs** in the **10-game homestand** (Wsh 35, Ari 26, Mia 11), a new club record for **runs allowed in a homestand of 10 games or fewer**:

Year	Homestand	Runs	Games
2017	7/14-7/23 vs Wsh, Ari, Mia	72	10
1995	6/16-6/25 vs Mtl, Atl, Fla	69	10
1899	5/19-5/28 vs Brk, NYG, Bos	66	10
2007	5/21-5/28 vs Wsh, Pit	64	8
1898	6/20-6/27 vs Bal, Wsh	64	8

HR ALLOWED BY REDS, 10-GAME HOMESTAND

From **7/14-7/23** Reds pitchers allowed **23 HR** in the **10-game homestand** (Wsh 13, Ari 7, Mia 3), a new club record for **HR allowed in a homestand of 10 games or fewer**:

Year	Homestand	HR	Games
2017	7/14-7/23 vs Wsh, Ari, Mia	23	10
2006	8/1-8/10 vs LA, Atl, StL	19	10
1999	6/11-6/20 vs Cle, NYM, Mil	19	10

HR ALLOWED BY REDS, 4-GAME SERIES OR FEWER

7/14-7/17, 2017 vs Wsh	13 HR
6/27-6/29, 1961 at Cubs	13 HR
5/4-5/6, 1950 vs Bos (3g)	13 HR
5/30-6/2, 2016 at Col	12 HR
6/16-6/19, 2005 vs Atl	12 HR
6/27-6/29, 2017 vs Mil (3g)	11 HR
8 other times -	11 HR

Courtesy Elias Sports Bureau

REDS' HIGHEST SINGLE-SEASON HOME RUN TOTALS

222* 2005	219 2017	209 1999
221** 1956	217 2006	204 2007
				200 2000

* 163 games, ** 154 games

6 X 20, 5 X 25

For the first time in club history, **6 Reds players** produced at least **20 HR**...**5 Reds batters** produced at least **25 HR**, tying the single-season franchise record for players with at least **25 HR** in a season (**1956**).

HR in 2017	25 HR, 1956
Joey Votto, 36	Frank Robinson, 38
Adam Duvall, 31	Wally Post, 36
Scott Schebler, 30	Ted Kluszewski, 35
Scooter Gennett, 27	Gus Bell, 29
Eugenio Suarez, 26	Ed Bailey, 28
Zach Cozart, 24	

3 X 30

For only the fourth time **3 Reds players** produced at least **30 home runs**, tying the single-season franchise record.

1956	1970	2007	2017
Robinson, 38	Bench, 45	Dunn, 40	Votto, 36
Post, 36	May, 40	Griffey, 30	Duvall, 31
Kluszewski, 35	Perez, 34	Phillips, 30	Schebler, 30

TWICE DAILY

From 7/26-8/15 **Joey Votto** reached base safely **at least twice in 20 straight games**, a franchise record and 1 shy of **Ted Williams'** 1948 Major League record (see those lists below).

Reds Record

20	Joey Votto	7/26 - 8/15, 2017
15	Joey Votto	7/16 - 8/2, 2016
15	Joey Votto	7/10 - 7/28, 2015
15	Pete Rose	9/23/75 - 4/21/76

Major League Record

21	Ted Williams	5/31 - 6/24, 1948
20	Joey Votto	7/26 - 8/15, 2017
20	Barry Bonds	6/20 - 7/15, 2004
20	Pete Rose	9/3 - 9/22, 1979

Courtesy Elias Sports Bureau

THE FRIENDLIEST OF CONFINES

On 5/17/17, **Zack Cozart** became the **third visitor and seventh player** to homer in **5 consecutive games at Wrigley Field**.

Zack Cozart, Cin	7/4, 2016 - 5/17, 2017
Carlos Beltran, Hou	6/29 - 8/27, 2004
Sammy Sosa	6/3 - 6/15, 1998
Ryne Sandberg	8/7 - 8/11, 1989
Leon Durham	4/21 - 5/7, 1984
Mike Schmidt, Phi	5/31 - 8/13, 1980
Billy Williams	6/1 - 6/16, 1972
Billy Williams	9/3 - 9/15, 1965

SHOW BAT

In the 13-1 win on **6/6 vs StL**, **Scouter Gennett** became the **first player** in Major League history to produce in a game **5 hits, 4 HR and 10 RBI**... established club single-game records for **HR (4)** and **total bases (17)** and tied the franchise record for **RBI (10, Walker Cooper, 7/6/1949 vs Cubs)**...became the **17th player** in Major League history to produce **4 homers** in a game, the first since Tex' **Josh Hamilton** on **5/6/2012 at Bal** and the first in the National League since LA's **Sean Green** on **5/23/2002 at Mil**... became the sixth player in Major League history to homer in **4 consecutive plate apps** in the same game (**Lou Gehrig, Rocky Colavito, Mike Schmidt, Mike Cameron, Carlos Delgado** last on **9/25/2003 for Tor vs TB**).

PLAYERS WITH 4 HOME RUNS IN A GAME (18)

Bobby Lowe	Joe Adcock	Mike Cameron
Ed Delehanty	Rocky Colavito	Sean Green
Lou Gehrig	Willie Mays	Carlos Delgado
Chuck Klein	Mike Schmidt	Josh Hamilton
Pat Seerey	Bob Horner	* Scouter Gennett
Gil Hodges	Mark Whiten	** J.D. Martinez

* 6/6/17 vs StL, ** 9/4/17 at LAD

RARE FEATS IN MAJOR LEAGUE BASEBALL

4 Home Runs In A Game	18
Perfect Games	23
500 Career Home Runs	27
3,000 Career Hits	30
4 Strikeouts In An Inning, Pitcher	84
Individual No-Hitters	296

TRIPLE THE FUN

In the second inning of the 4-2 loss on **7/25 at NYY**, Reds defenders turned **Todd Frazier's** bases-loaded ground ball into a **triple play** that led to a run scored (**SS José Peraza to 1B Joey Votto to 3B Eugenio Suárez to Peraza**)...was the first **run-scoring triple play** in the Major Leagues since **5/27/2006**, when the **Twins** turned it against the **Mariners**, and the first **triple play** turned by the Reds since **9/12/1995 vs Fla (3B Jeff Branson to 2B Bret Boone to 1B Hal Morris)**...was **Frazier's** first plate appearance at home as a Yankee...was the Major Leagues' **15th bases-loaded triple play** since the start of the **1978 season**.

THE HOMESTAND

The Reds began the second half of the season with a **2-8 homestand** vs the **Nationals (0-4, Diamondbacks (1-2)** and **Marlins (1-2)** in which they allowed **23 HR and 72 runs**, both franchise records for a homestand of **10 games or fewer**...with a win over the Marlins in the final game, the Reds avoided the second **1-9 homestand in franchise history (1-9 from 8/18-8/27, 2015)**...included in that 2-8 homestand was Wsh's first-ever **4-game sweep** of the Reds and that franchise's first 4-game sweep of Cin since the **Expos** did it at **Montreal's Olympic Stadium** from **7/20-7/23, 1989**.

RAIN DROPS

The Reds' **7 weather delays** totaled **9 hours, 38 minutes** and led to **2 postponements (4/29 at StL, played 6/26; 5/25 at Cle, played 7/24)**...the total included **6 hours, 23 minutes in 5 weather delays at Great American Ball Park** and **3 hours, 15 minutes in 2 delays on the road**...in **2015**, the **26 hours, 57 minutes in 18 weather delays at GABP** was the **highest total at home** since the Reds started tracking weather delays in **1978**.

REDS PITCHERS

The Reds used 31 pitchers, 1 shy of the single-season club record (32 in 2016) and including 2B Scouter Gennett (8/14 at Cubs)...tied for the fifth-highest number of pitchers used in the Major Leagues (Sea 40, Min 36, Tor 33, SD 32)...led the Major Leagues in HR allowed, opponents' slugging percentage and batters HBP...led the National League in runs allowed, earned runs allowed, walks and opponents' batting average while ranking last in ERA...their 5.17 ERA ranked last in the National League but fell shy of the 2004 club record for highest team ERA in a season (5.19, ERA became an official statistic in 1912)...allowed 9 grand slams, a single-season club record (8; 2004, '07, '15, '16) and second-most by any pitching staff in the Major Leagues (SD, 11)...produced a club record 1,300 strikeouts...with 248 HR allowed fell 10 shy of the Major League single-season record Reds pitchers established in 2016 (258)...from 6/6-6/29 allowed at least 1 HR in 22 straight games (48hr), a franchise record for consecutive games in which a HR was allowed and 4 games shy of the Major League record (26g, 2001 Astros, 2004 Mariners, 2017 Orioles)...the previous single-season club record for consecutive games in which a HR was allowed was 17, accomplished from 6/5-6/23, 2001 and again from 5/1-5/18, 2005...in the 10-4 loss on 4/8 at StL issued a season-high 12 walks, the highest total by Reds pitchers in a 9-inning game since 5/10/2003 vs Mil (13k)...in the 2-0 loss on 4/19 vs Bal produced a season-high 16 strikeouts, 1 shy of the single-game modern club record for a 9-inning game (4x, most recently accomplished on 6/18/2013 vs Pit).

REDS STARTERS

The Reds used 16 starting pitchers, tied with the Twins and 1 behind the Mariners for the most in the Major Leagues and just 1 shy of the single-season club record (17 starters, 2003)...led the Major Leagues in opponents' on-base percentage and slugging percentage while ranking last in innings pitched...led the National League in earned runs allowed and HR allowed while ranking last in starting staff ERA...their 5.55 ERA ranked last in the National League but fell shy of the 2003 club record for highest starting staff ERA in a season (5.77)...allowed 159 HR, tying the club record...for only the second time in modern history and for the first time since 1980, Reds pitchers began a season with 3 shutouts in the team's first 6 games...in the Wild Card era, beginning in 1994, only 5 other teams produced 3 shutouts in their first 6 games of the season: 1995 Giants, 2002 Diamondbacks, 2005 Marlins, 2013 & 2016 Dodgers...rookie RHP Rookie Davis debuted as the starter in the 7-4 win on 4/6 vs Phi, while LHP Amir Garrett started, debuted and threw 6.0 shutout innings to earn the 2-0 win on 4/7 at StL...the Reds had starting pitchers make Major League debuts in consecutive games for the first time since Eddie Erault and Bud Lively debuted in consecutive starts on 4/16 & 4/17, 1947...in 5 starts from 5/3-5/7 the rotation went 5-0 with a 1.72 ERA (Rookie Davis, Tim Adleman, Bronson Arroyo, Amir Garrett, Scott Feldman complete game)...Reds starting pitchers earned the victory in 5 consecutive team games, their longest winning streak of the season, for the first time since 7/20-7/24, 2012 (Homer Bailey, Bronson Arroyo, Johnny Cueto, Mat Latos, Mike Leake).

REDS RELIEVERS

Led the Major Leagues in walks allowed and hit batters...led the National League in runs allowed and earned runs allowed while ranking 14th in bullpen ERA (4.65; Mets 15th at 4.82)...the bullpen's 15 blown saves ranked just behind the Rockies (14bs) for the fewest in the National League...produced 13 saves of more than 1.0 inning (Raisel Iglesias 12, Robert Stephenson 1), second-most in the Major Leagues behind the Dodgers (18)...in the 7-1 win on 4/10 at Pit, for the first time in modern Reds history (since 1900) the bullpen threw 7.0 hitless innings in a game (Michael Lorenzen 3ip, Cody Reed 3ip, Wandy Peralta 1ip)...that trio retired all 21 Pirates batters...made 504 relief apps.

REDS BATTERS

Among National League team leaders ranked eighth in hitting, eighth in runs, sixth in HR, fifth in walks, seventh in strikeouts...the Reds' 219 home runs were third-most in franchise history (222 in 2005, 221 in 1956)...established a single-season club record for players with at least 20 HR (6) and tied franchise records for players with 25 HR (5) and 30 HR (3)...Reds defenders ranked third in the National League in team fielding percentage and committed the third-fewest errors...tied for the Major League lead with 40 outfield assists (Adam Duvall 15, Billy Hamilton 13, Scott Schebler 7, Patrick Kivlehan 2, Jesse Winker 2, Arismendy Alcantara 1)...Duvall led all Major League outfielders in assists, while Hamilton ranked T2nd...produced a home run in each of the first 8 games of the season (13hr), their longest home run streak to start a season since they homered in the first 9g of 2000 (16hr)...Michael Lorenzen's pinch-hit HR on 4/6 off Phi's Adam Morgan was the first pinch-hit HR by any Major League pitcher since Cin's Micah Owings homered off STL's Ryan Franklin on 5/10/09 and the first pinch-hit HR by any Reds batter since Adam Duvall on 8/31/15 off Chi's Justin Grimm...the season-high 12 walks by Reds batters in the 13-3 win on 5/5 vs SF was their highest total since they walked 13 times on 4/23/2006 at Mil.

HARVEY

The Reds donated **\$40,000** toward **Hurricane Harvey** relief and recovery efforts...included in that total are the **Reds Community Fund's** portion of **Split the Pot** ticket sales during the 3-game series vs the Mets from **8/29-8/31** along with generous donations from **Mike & Michele Schuster** of **Michael Schuster Associates** and **Levi Blachman** of **StubWorld**...the funds were distributed equally between the **American Red Cross** and former Reds right fielder **Jay Bruce's** efforts to raise money for **Southeast Texas** and his hometown of **Beaumont, Texas** (indians.com/bruce).

MR. 300

Joey Votto reached base **321 times**, the most in the **Major Leagues** (**Charlie Blackmon** 2nd, **288**)...**Votto** led the majors in **times reaching base** for the **third time** (2013, 2015) and led the **National League** for the **fifth time** (2011, 2013, 2015, 2016)...listed below are the only Reds to reach base safely **300 times** in a season:

Joey Votto, 2017	321	Pete Rose, 1975	310
Joey Votto, 2015	319	Pete Rose, 1976	307
Joey Votto, 2013	316	Pete Rose, 1973	301
Pete Rose, 1969	311	Shin-Soo Choo, '13 ..	300

Votto also reached base **299 times** in 2011, **294 times** in 2016

WALKING AWAY FROM STRIKEOUTS

Joey Votto had **more walks** than **strikeouts** for the third time in his career (2012, 2015)...is the only player in Reds history to collect **134 or more walks** in a season while striking out **83 or fewer** times, the first Major League player to do so since **Barry Bonds** in **2004**...below are the only players since **1995** with at least 134 walks and 83 or fewer strikeouts in a season:

Joey Votto, Cin	2017	134 bb, 83 k
Barry Bonds, SF	2004	232 bb, 41 k
Barry Bonds, SF	2003	148 bb, 58 k
Barry Bonds, SF	2002	198 bb, 47 k
Brian Giles, Pit.....	2002	135 bb, 74 k
Barry Bonds, SF	1996	151 bb, 76 k
Gary Sheffield, Fla.....	1996	142 bb, 66 k
Frank Thomas, CWS	1995	136 bb, 74 k

CONSECUTIVE GAMES, RUN SCORED BY REDS BATTERS

Ted Kluszewski.....	17	8/27 - 9/13, 1954
Mike Donlin.....	13	7/14 - 7/26, 1903
Chick Hafey	12	7/24 - 8/3, 1934
Pat Duncan.....	12	4/19 - 5/1, 1923
Billy Hamilton.....	* 11	4/30 - 5/11, 2017
Bip Roberts.....	11	9/15 - 9/27, 1992
Pete Rose.....	11	4/28 - 5/8, 1965
Many others.....	11

* Hit **.347** (17-49, 9sb, **.407obp**), Reds went **9-2**
Since 1900, Courtesy Elias Sports Bureau

REDS 2017 BATTING STATISTICS

PLAYER	AVG	G	AB	R	H	TB	2B	3B	HR	RBI	SH	SF	HP	BB	IBB	SO	SBCS	DP	E	SLG	OBP	PINCH HIT				
																						AB	H	HR	RBI	
Adleman,T	.103	30	29	0	3	4	1	0	0	2	3	0	0	0	0	10	0	0	0	.138	.103	0	0	0		
Alcantara,A	.171	70	105	13	18	26	3	1	1	7	1	0	0	2	0	38	2	0	2	.248	.187	35	6	0		
RIGHT	.079		38		3	4	1	0	0	3	0	0	0	0	12			2	.105	.079	12	2	0			
LEFT	.224		67		15	22	2	1	1	4	1	0	0	2	0	26			0	.328	.246	23	4	0		
Arroyo,B	.154	15	26	0	4	4	0	0	0	0	3	0	0	0	0	10	0	0	0	.154	.154	0	0	0		
+Astin,B	.000	6	1	0	0	0	0	0	0	0	0	0	0	0	1	0	0	0	.000	.000	0	0	0			
Bailey,H	.250	18	28	4	7	9	2	0	0	0	7	0	0	0	0	11	0	0	1	.321	.250	0	0	0		
Barnhart,T	.270	121	370	26	100	149	24	2	7	44	5	3	3	42	11	68	4	0	12	.403	.347	11	4	0		
RIGHT	.236		72		17	25	2	0	2	8	1	0	1	8	4	15			3	.347	.321	2	1	0		
LEFT	.279		298		83	124	22	2	5	36	4	3	2	34	7	53			9	.416	.353	9	3	0		
+Bonilla,L	.167	10	6	0	1	1	0	0	0	0	0	0	1	1	0	3	0	0	0	.167	.375	0	0	0		
RIGHT	.250		4		1	1	0	0	0	0	0	0	1	1	0	2			0	.250	.500	0	0	0		
LEFT	.000		2		0	0	0	0	0	0	0	0	0	0	1			0	.000	.000	0	0	0			
+Brice,A	.000	22	4	0	0	0	0	0	0	0	0	0	0	0	2	0	0	0	.000	.000	0	0	0			
Buchanan,J	.500	5	2	1	1	1	0	0	0	1	0	0	0	1	0	0	0	0	1	.500	.667	0	0	0		
+Castillo,L	.069	15	29	0	2	2	0	0	0	1	3	0	0	1	0	11	0	0	0	.069	.100	0	0	0		
Cozart,Z	.297	122	438	80	130	240	24	7	24	63	0	4	3	62	0	78	3	0	5	.548	.385	7	2	0		
+Davis,W	.167	7	6	0	1	2	1	0	0	0	1	0	1	0	0	5	0	0	1	.333	.286	0	0	0		
Duvall,A	.249	157	587	78	146	282	37	3	31	99	0	11	10	39	1	170	5	3	11	6	.480	.301	5	1	1	
+Ervin,P	.259	28	58	8	15	26	2	0	3	10	1	0	1	4	0	15	4	1	1	2	.448	.317	9	1	0	
Feldman,S	.029	21	34	0	1	1	0	0	0	0	4	0	0	0	0	16	0	0	0	.029	.029	0	0	0		
Finnegan,B	.000	5	5	0	0	0	0	0	0	0	1	0	0	0	0	1	0	0	1	.000	.000	1	0	0		
+Garrett,A	.053	16	19	1	1	2	1	0	0	1	4	0	0	0	0	6	0	0	3	2	.105	.053	0	0	0	
Gennett,S	.295	141	461	80	136	245	22	3	27	97	0	2	4	30	1	114	3	2	15	9	.531	.342	23	3	1	
Hamilton,B	.247	139	582	85	144	195	17	11	4	38	5	2	0	44	0	133	59	13	5	3	.335	.299	3	1	0	
RIGHT	.218		170		37	50	4	3	1	11	0	0	0	5	0	41			1	.294	.240	1	1	0		
LEFT	.260		412		107	145	13	8	3	27	5	2	0	39	0	92			4	.352	.322	2	0	0		
+Hernandez,A	.000	19	2	0	0	0	0	0	0	0	0	0	0	0	1	0	0	0	0	.000	.000	0	0	0		
Iglesias,R	1.000	63	1	0	1	2	1	0	0	0	0	0	0	0	0	0	0	0	1	2.000	1.000	0	0	0		
+Kivlehan,P	.208	115	178	23	37	71	5	1	9	26	0	1	3	22	1	61	1	2	2	2	.399	.304	51	9	1	
Lorenzen,M	.167	73	12	1	2	5	0	0	1	1	0	0	0	0	0	5	0	0	0	.417	.167	3	1	1		
+Mahle,T	.143	4	7	1	1	1	0	0	0	0	0	0	1	0	0	2	0	0	0	.143	.250	0	0	0		
+McGuire,D	.000	6	3	0	0	0	0	0	0	1	0	0	0	0	1	0	0	0	1	.000	.000	0	0	0		
Mesoraco,D	.213	56	141	17	30	55	5	1	6	14	0	1	5	18	0	38	1	0	4	2	.390	.321	13	6	0	
Peraza,J	.259	143	487	50	126	158	9	4	5	37	3	1	7	20	1	70	23	8	7	8	.324	.297	12	1	0	
Reed,C	.000	12	2	0	0	0	0	0	0	0	0	0	0	0	2	0	0	0	0	.000	.000	0	0	0		
+Romano,S	.042	16	24	0	1	2	1	0	0	0	5	0	0	1	0	15	0	0	1	1	.083	.080	0	0	0	
Schebler,S	.233	141	473	63	110	229	25	2	30	67	0	5	14	39	5	125	5	3	7	5	.484	.307	7	0	0	
+Shackelfor,K	.333	26	3	0	1	1	0	0	0	0	0	0	0	0	1	0	0	0	0	.333	.333	0	0	0		
+Stephens,J	.333	7	6	1	2	2	0	0	0	2	0	0	0	0	2	0	0	0	0	.333	.333	0	0	0		
+Stephens,R	.043	26	23	1	1	1	0	0	0	0	2	0	0	0	0	15	0	0	1	3	.043	.043	0	0	0	
Storen,D	.000	58	1	0	0	0	0	0	0	0	0	0	0	0	0	0	0	0	0	.000	.000	0	0	0		
RIGHT	.000		0		0	0	0	0	0	0	0	0	0	0	0			0	0	.000	.000	0	0	0		
LEFT	.000		1		0	0	0	0	0	0	0	0	0	0	0			0	0	.000	.000	0	0	0		
Suarez,E	.260	156	534	87	139	246	25	2	26	82	0	5	9	84	1	147	4	5	16	9	.461	.367	4	1	1	
+Turner,S	.134	37	82	4	11	20	3	0	2	7	1	1	0	5	0	22	0	0	5	2	.244	.182	11	1	0	
+Vincej,Z	.111	9	9	2	1	1	0	0	0	0	0	0	2	1	0	5	0	0	0	.111	.333	5	0	0		
Votto,J	.320	162	559	106	179	323	34	1	36	100	0	6	8	134	20	83	5	1	16	4	.578	.454	0	0	0	
+Wallach,C	.091	6	11	0	1	1	0	0	0	0	0	0	0	0	5	0	0	0	1	.091	.091	3	1	0		
+Winker,J	.298	47	121	21	36	64	7	0	7	15	1	0	0	15	0	24	1	1	2	1	.529	.375	16	6	2	
+Wojciech,A	.071	25	14	0	1	1	0	0	0	0	0	0	0	0	0	11	0	0	0	1	.071	.071	0	0	0	
Wood,B	.000	55	1	0	0	0	0	0	0	0	0	0	0	0	1	0	0	0	0	.000	.000	0	0	0		
Pitchers	.108	162	288	10	31	41	7	0	1	9	33	0	3	4	0	133	0	0	6	12	.142	.129	4	1	1	
Reds	.253	162	5484	753	1390	2372	249	38	219	715	50	42	72	565	41	1329	120	39	116	81	.433	.329	219	44	7	31
Opponents	.263	162	5475	869	1442	2545	315	22	248	837	52	49	77	631	37	1300	79	42	107	85	.465	.345	224	44	3	25

+ Rookie

Reds by Batting Order (Record in Starts)

1. Hamilton (61-74), Peraza (2-9), Winker (5-3), Ervin (0-6), Gennett (0-1), Schebler (0-1)
2. Cozart (41-53), Peraza (14-14), Gennett (8-14), Winker (3-4), Suárez (1-5), Alcantara (0-3), Kivlehan (1-1)
3. Votto (68-94)
4. Duvall (57-76), Gennett (3-11), Suárez (7-7), Schebler (1-0)
5. Suárez (37-56), Gennett (22-23), Schebler (8-7), Duvall (1-3), Winker (0-3), Kivlehan (0-2)
6. Schebler (34-50), Suárez (17-19), Gennett (7-5), Peraza (2-5), Cozart (2-4), Mesoraco (0-6), Duvall (3-1), Kivlehan (3-1), Winker (0-2), Ervin (0-1)
7. Peraza (29-27), Schebler (10-17), Mesoraco (1-14), Cozart (5-8), Gennett (6-6), Kivlehan (4-8), Duvall (2-6), Winker (6-1), Alcantara (1-4), Ervin (2-2), Barnhart (0-1), Turner (1-0), Vincej (1-0)
8. Barnhart (51-53), Mesoraco (9-9), Turner (6-11), Kivlehan (0-8), Peraza (1-7), Alcantara (1-1), Gennett (0-2), Wallach (0-2), Winker (0-1)
9. Pitchers (66-86), Peraza (2-7), Alcantara (0-1)

Reds Starters by Position (Record in Starts)

- 1B** Votto (68-94)
2B Gennett (36-51), Peraza (30-39), Alcantara (2-4)
3B Suárez (62-87), Gennett (5-3), Kivlehan (1-4)
SS Cozart (48-64), Peraza (19-29), Alcantara (0-1), Vincej (1-0)
C Barnhart (51-54), Mesoraco (10-27), Turner (7-11), Wallach (0-2)
LF Duvall (63-84), Gennett (3-3), Kivlehan (2-4), Winker (0-2), Ervin (0-1)
CF Hamilton (61-74), Schebler (5-8), Ervin (0-7), Alcantara (0-3), Kivlehan (1-1), Peraza (1-1)
RF Schebler (48-67), Winker (13-11), Kivlehan (4-11), Gennett (1-3), Ervin (2-1), Alcantara (0-1)
DH Gennett (1-2), Duvall (0-2), Mesoraco (0-2), Winker (1-1), Cozart (0-1)

Reds Designated Hitters

Player	avg	g	ab	r	h	2b	3b	hr	rbi	bb	so	obp
Cozart	.000	1	3	0	0	0	0	0	0	1	1	.250
Duvall	.286	2	7	0	2	0	0	0	0	1	3	.375
Gennett	.273	3	11	1	3	0	0	1	1	1	2	.333
Mesoraco	.250	2	8	2	2	1	0	0	0	0	4	.250
Winker	.222	2	9	1	2	1	0	0	2	0	0	.222
Totals	.237	38	4	9	2	0	1	3	3	10	293	

REDS' MULTI-HIT GAMES

Player	2	3	4	5	Tot.
Alcantara		1	*		1
Bailey	1	*			1
Barnhart	15	4	*		19
Cozart	28	6	*2		36
Duvall	31	4	*1		36
Ervin		*1			1
Gennett	30	3	1	*1	35
Hamilton	29	8	*		37
Kivlehan	4		*1		5
Mesoraco	5		*		5
Peraza	22	5	*		27
Schebler	23	*8			31
Suárez	23	*9			32
Turner	*1				1
Vincej					0
Votto	46	4	*1		51
Wallach					0
Winker	*9				9

* Career highs

MULTI-HOMER GAMES (12)

Suárez (2).....	4/22 vs Chi (Arrieta, Grimm)
Schebler (2).....	4/26 at Mil (Peralta)
Duvall (2).....	5/28 at Phi (Eflin)
Kivlehan (2).....	5/28 at Phi (Eflin, Gomez)
Cozart (2).....	5/30 at Tor (Happ, Barnes)
Cozart (2).....	6/4 vs Atl (Teheran, Motte)
Gennett (*4).....	6/6 vs StL (3 pitchers)
Votto (2).....	6/29 vs Mil (Nelson)
Suárez (2).....	7/20 vs Ari (Corbin, Hoover)
Suárez (2).....	8/22 vs Chi (Lackey, Pena)
Cozart (2).....	9/15 vs Pit (Kuhl)
Schebler (3).....	9/21 vs StL (Martinez, Duke)

* Single-game franchise record, 17th player in history

WALKOFF HOMERS (2)

Mesoraco (1).....	6/2 vs Atl (Jose Ramirez)
Hamilton (1).....	9/4 vs Mil (Josh Hader)

GRAND SLAMS (8)

Duvall (1).....	4/18 vs Bal (Kevin Gausman)
Gennett (2).....	6/6 vs StL (Adam Wainwright)
Kivlehan (1).....	8/7 vs SD (Phil Maton)
Gennett (3).....	8/10 vs SD (Brad Hand)
Gennett (4).....	8/19 at Atl (Jim Johnson)
Schebler (1).....	8/29 vs NYM (Chris Flexen)
Suárez (2).....	9/13 at StL (Ryan Sherriff)
Gennett (5).....	9/22 vs Bos (Rick Porcello)

CONSECUTIVE GAMES (3 MIN.)

Schebler (3g, career high).....	5/20-5/22
Votto (3g, tied career high, 4x).....	6/7-6/9
Votto (3g, tied career high, 5x).....	8/5-8/7
Cozart (3g, tied career high, 2x).....	8/10-8/12

LEADOFF HOMERS (3)

Peraza (1).....	6/14 at SD (Jhoulys Chacin)
Hamilton (2).....	6/27 vs Mil (Junior Guerra)
Winker (1).....	9/13 at StL (Jack Flaherty))

HOMERS BY REDS PITCHERS (1)

Lorenzen (2).....	4/6 vs Phi (Adam Morgan)
-------------------	--------------------------

PINCH-HIT HOMERS (7)

Lorenzen (1).....	4/6 vs Phi (Adam Morgan)
Suárez (1).....	5/23 vs Cle (Bryan Shaw)
Kivlehan (1).....	6/7 vs StL (Brett Cecil)
Gennett (3).....	7/4 at Col (Adam Ottavino)
Duvall (3).....	8/16 at Chi (Carl Edwards Jr.)
Winker (1).....	8/22 vs Chi (Felix Pena)
Winker (2).....	9/26 at Mil (Anthony Swarzak)

REDS 2017 PITCHING STATISTICS

PITCHER	R/L	W	L	ERA	G	GS	CG	GF	SHO	SV	IP	H	R	ER	HR	HB	BB	IBB	SO	WP	BK	OPP	AVG
Adleman,T	R	5	11	5.52	30	20	0	4	0	0	122.1	124	79	75	29	6	51	1	108	1	1	.264	
Arroyo,B	R	3	6	7.35	14	14	0	0	0	0	71.0	94	59	58	23	2	19	2	45	1	0	.320	
+Astin,B	R	0	0	6.75	6	0	0	1	0	0	8.0	9	6	6	2	2	7	0	2	0	0	.290	
Bailey,H	R	6	9	6.43	18	18	0	0	0	0	91.0	112	67	65	11	8	42	2	67	4	0	.309	
+Bonilla,L	R	1	3	8.10	10	4	1	0	0	0	36.2	42	33	33	8	2	22	0	28	3	0	.292	
+Brice,A	R	0	0	4.96	22	0	0	4	0	0	32.2	33	18	18	6	3	7	0	26	0	0	.264	
Buchanan,J	R	0	0	8.16	5	0	0	3	0	0	14.1	24	13	13	1	3	7	2	4	0	0	.375	
+Castillo,L	R	3	7	3.12	15	15	0	0	0	0	89.1	64	32	31	11	3	32	1	98	2	1	.202	
+Chacin,A	R	0	0	10.50	6	0	0	3	0	0	6.0	11	7	7	2	0	4	0	6	0	0	.393	
Cingrani,L	L	0	0	4.22	47	0	0	15	0	0	42.2	40	22	20	10	1	12	0	52	4	0	.247	
CIN	L	0	0	5.40	25	0	0	7	0	0	23.1	25	14	14	9	1	6	0	24	1	0	.272	
+Davis,W	R	1	3	8.63	7	6	0	0	0	0	24.0	38	25	23	7	1	14	0	20	3	0	.365	
+Farrell,L	R	0	0	2.61	9	0	0	3	0	0	10.1	5	3	3	1	0	7	0	7	0	0	.139	
Feldman,S	R	7	7	4.77	21	21	1	0	1	0	111.1	116	62	59	21	6	35	2	93	3	0	.274	
Finnegan,B	L	1	1	4.15	4	4	0	0	0	0	13.0	9	6	6	1	0	13	0	16	1	0	.196	
+Garrett,A	L	3	8	7.39	16	14	0	0	0	0	70.2	74	60	58	23	2	40	2	63	1	0	.269	
Gennett,S	R	0	0	18.00	1	0	0	1	0	0	1.0	2	2	2	1	1	1	0	0	0	0	.400	
+Hernandez,A	R	0	0	5.18	19	0	0	5	0	0	24.1	14	14	14	6	0	22	1	29	2	0	.165	
Iglesias,R	R	3	3	2.49	63	0	0	57	0	28	76.0	57	22	21	5	1	27	1	92	1	0	.207	
Lorenzen,M	R	8	4	4.45	70	0	0	14	0	2	83.0	78	43	41	9	4	34	5	80	12	1	.244	
+Mahle,T	R	1	2	2.70	4	4	0	0	0	0	20.0	19	6	6	0	4	11	1	14	1	0	.253	
+McGuire,D	R	1	1	2.63	6	2	0	2	0	0	13.2	10	6	4	1	1	2	0	11	0	0	.189	
+Mella,K	R	0	0	6.75	2	0	0	1	0	0	4.0	5	3	3	1	0	2	1	1	0	0	.294	
+Peralta,W	L	3	4	3.76	69	0	0	10	0	0	64.2	53	28	27	8	1	24	1	57	4	0	.227	
Reed,C	L	1	1	5.09	12	1	0	3	0	1	17.2	11	11	10	3	0	19	3	17	2	0	.183	
+Romano,S	R	5	8	4.45	16	16	0	0	0	0	87.0	91	49	43	9	4	37	2	73	5	0	.275	
+Shackelfor,K	R	0	0	4.70	26	0	0	7	0	0	30.2	30	16	16	6	3	13	0	38	1	0	.254	
+Stephens,J	R	2	1	4.68	7	4	0	1	0	0	25.0	19	13	13	6	1	9	0	21	1	0	.209	
+Stephenson,R	R	5	6	4.68	25	11	0	6	0	1	84.2	81	52	44	12	2	53	3	86	5	2	.256	
Storen,D	R	4	2	4.45	58	0	0	9	0	1	54.2	57	32	27	7	10	23	5	48	1	0	.271	
+Wojciechow,A	R	4	3	6.50	25	8	0	2	0	0	62.1	71	48	45	14	5	19	1	64	1	0	.287	
Wood,B	R	1	4	5.65	55	0	0	17	0	0	57.1	64	40	36	5	1	29	1	62	6	2	.284	
Reds		68	94	5.17	162	162	2	160	8	33	1430.0	1442	869	821	248	77	631	37	1300	62	7	.263	
Opponents		94	68	4.38	162	162	0	162	8	45	1441.2	1390	753	702	219	72	565	41	1329	43	8	.253	

+ Rookie

BULLPEN TOTALS, ETC.

Pitcher	1st Batter Retired	Inherited/ Scored	Saves/ Opps	Team Record
Tim Adleman, R	8-10	5-0	0-0	10-20
Bronson Arroyo, R	-	-	-	7-7
Barrett Astin, R	1-6	5-0	0-0	0-6
Homer Bailey, R	-	-	-	7-11
Lisalverto Bonilla, R	4-6	2-2	0-0	2-8
Austin Brice, R	13-22	9-2	0-0	4-18
Jake Buchanan, R	3-5	3-0	0-0	0-5
Luis Castillo, R	-	-	-	7-8
Alejandro Chacin, R	3-6	2-2	0-0	1-5
Tony Cingrani, L	17-24 (+1e)	10-3	0-1	10-15
Rookie Davis, R	1-1	0-0	0-0	3-4
Luke Farrell, R	8-9	1-0	0-0	3-6
Scott Feldman, R	-	-	-	9-12
Brandon Finnegan, L	-	-	-	3-1
Amir Garrett, L	2-2	0-0	0-0	4-12
Scouter Gennett, R	0-1	0-0	0-0	0-1
Ariel Hernandez, R	10-19	9-3	0-0	2-17
Raisel Iglesias, R	51-63	18-4	28-30	45-18
Michael Lorenzen, R	50-70	29-10	2-8	36-34
Tyler Mahle, R	-	-	-	1-3
Deck McGuire, R	3-4	3-0	0-0	2-4
Keury Mella, R	2-2	0-0	0-0	0-2
Wandy Peralta, L	52-69	26-9	0-2	28-41
Cody Reed, L	9-11	2-0	1-1	5-7
Sal Romano, R	-	-	-	7-9
Kevin Shackelford, R	16-26	6-2	0-1	10-16
Jackson Stephens, R	3-3	2-0	0-0	2-5
Robert Stephenson, R	10-14	7-3	1-1	9-16
Drew Storen, R	41-58	10-5	1-3	22-36
Asher Wojciechowski, R	11-17	3-0	0-0	10-15
Blake Wood, R	31-55	23-10	0-1	16-39

STARTERS & RELIEVERS

	w-l	era	ip	er	hr
Starters	44-73	5.55	820.0	506	159
Relievers	24-21	4.65	610.0	315	89

Reds Blown Saves (15)

Date	Opp.	Pitcher	Victim
4/11	PIT	Storen (1)	Cingrani (1)
4/14	MIL	Wood (1)	Feldman (1)
4/21	CHC	Lorenzen (1)	Adleman (1)
5/1	PIT	Storen (2)	Garrett (1)
6/11	LAD	Iglesias (1)	Adleman (2)
6/19	TB	Lorenzen (2)	Feldman (2)
6/23	WSH	Peralta (1)	Castillo (1)
6/28	MIL	Cingrani (1)	Castillo (2)
8/2	PIT	Lorenzen (3)	Stephenson (1)
8/22	CHC	Lorenzen (4)	Shackelford (1)
8/22	CHC	Peralta (2)	Lorenzen (1)
9/4	MIL	Lorenzen (5)	Bailey (1)
9/19	STL	Shackelford (1)	Hernandez (1)
9/24	BOS	Iglesias (2)	Stephens (1)
9/29	CHC	Lorenzen (6)	Stephenson (2)

Quality Starts (38-16)

Pitcher, Record in Quality Starts

Adleman 4-3	Arroyo 3-0	Bailey 5-2
Bonilla 0-1	Castillo 5-3	Feldman 7-2
Finnegan 1-0	Garrett 4-2	Mahle 0-1
Romano 5-0	Stephens 0-1	Stephenson ... 3-1
Wojo 1-0		

Save Opportunities (33-48)

Pitcher, Saves-Save Opportunities

Cingrani 0-1	Iglesias 28-30
Lorenzen 2-8	Peralta 0-2
Reed 1-1	Shackelford 0-1
Stephenson .. 1-1	Storen 1-3
Wood 0-1	

Reds Shutouts (8)

Date	Opp.	Pitcher(s)	IP	H	R	ER	BB	SO	Result
4-5	vs PHI	Finnegan (7.0), Lorenzen (1.0), Iglesias(1.0)	9.0	4	0	0	1	13	W, 2-0
4-7	at STL	Garrett (6.0), Lorenzen (1.0), Iglesias (2.0)	9.0	2	0	0	3	8	W, 2-0
4-9	at STL	Feldman (6.0), Wood (2.0), Cingrani (1.0)	9.0	6	0	0	1	9	W, 8-0
5-7	vs SFG	Feldman (9.0)	9.0	4	0	0	1	5	W, 4-0
6-30	vs CHC	Feldman (7.0), Lorenzen (1.0), Peralta (1.0)	9.0	3	0	0	2	7	W, 5-0
7-8	at ARI	Castillo (6.2), Peralta (1.1), Hernandez (1.0)	9.0	3	0	0	3	10	W, 7-0
9-13	at STL	Mahle (5.0), Shackelford (2.0), Lorenzen (1.0), Farrell (1.0)	9.0	5	0	0	3	8	W, 6-0
9-27	at MIL	Bailey, (7.0), Lorenzen (1.0), Shackelford (1.0)	9.0	4	0	0	4	6	W, 6-0

Reds Complete Games (2)

Date	dec	ip	h	r	er	bb	k	hr	Pitcher / Catcher	Score (Career #)
5/7 vs SF	W	9.0	4	0	0	1	5	0	Feldman / Barnhart	3-0 (5th)
5/13 at SF	L	8.0	6	3	3	2	5	2	Bonilla / Mesoraco	1-3 (1st)

REDS 2017 FIELDING STATISTICS

PLAYER	TEAM	T	PCT	PITCHER										
				RANK	G	GS	PO	A	E	TC	DP	TP		
Adleman,T	CIN	R	1.000	0	30	20	15	12	0	27	1	0		
Arroyo,B	CIN	R	1.000	0	14	14	6	6	0	12	0	0		
Astin,B	CIN	R	1.000	0	6	0	2	2	0	4	0	0		
Bailey,H	CIN	R	.950	0	18	18	7	12	1	20	0	0		
Bonilla,L	CIN	R	1.000	0	10	4	4	2	0	6	0	0		
Brice,A	CIN	R	1.000	0	22	0	4	1	0	5	0	0		
Buchanan,J	CIN	R	.750	0	5	0	0	3	1	4	0	0		
Castillo,L	CIN	R	1.000	0	15	15	8	18	0	26	0	0		
Chacin,A	CIN	R	.000	0	6	0	0	0	0	0	0	0		
Cingrani,A	LA #	L	1.000	0	47	0	1	5	0	6	0	0		
Davis,W	CIN	R	.875	0	7	6	6	1	1	8	0	0		
Farrell,L	CIN	R	1.000	0	9	0	1	0	0	1	0	0		
Feldman,S	CIN	R	1.000	0	21	21	19	14	0	33	0	0		
Finnegan,B	CIN	L	1.000	0	4	4	2	1	0	3	0	0		
Garrett,A	CIN	L	.882	0	16	14	4	11	2	17	0	0		
Gennett,S	CIN	R	.000	0	1	0	0	0	0	0	0	0		
Hernandez,A	CIN	R	1.000	0	19	0	0	2	0	2	0	0		
Iglesias,R	CIN	R	.950	0	63	0	10	9	1	20	2	0		
Lorenzen,M	CIN	R	1.000	0	70	0	13	8	0	21	2	0		
Mahle,T	CIN	R	1.000	0	4	4	0	7	0	7	0	0		
McGuire,D	CIN	R	.800	0	6	2	1	3	1	5	0	0		
Mella,K	CIN	R	1.000	0	2	0	0	1	0	1	0	0		
Peralta,W	CIN	L	1.000	0	69	0	5	10	0	15	1	0		
Reed,C	CIN	L	1.000	0	12	1	1	3	0	4	0	0		
Romano,S	CIN	R	.962	0	16	16	12	13	1	26	0	0		
Shackelfor,K	CIN	R	1.000	0	26	0	5	2	0	7	1	0		
Stephens,J	CIN	R	1.000	0	7	4	7	1	0	8	0	0		
Stephenson,R	CIN	R	.750	0	25	11	4	5	3	12	0	0		
Storen,D	CIN	R	1.000	0	58	0	2	5	0	7	1	0		
Wojciechow,A	CIN	R	.889	0	25	8	6	2	1	9	0	0		
Wood,B	CIN	R	1.000	0	55	0	8	7	0	15	0	0		
Cingrani,A	CIN	L	1.000	0	25	0	0	3	0	3	0	0		
Cingrani,A	LA	L	1.000	0	22	0	1	2	0	3	0	0		

CATCHER

PLAYER	TEAM	T	PCT	RANK	G	GS	PO	A	E	TC	DP	TP	PB
Barnhart,T	CIN	R	.999	1	110	105	863	89	1	953	9	0	4
Mesoraco,D	CIN	R	.993	0	40	37	260	22	2	284	6	0	4
Turner,S	CIN	R	.989	0	28	18	165	10	2	177	1	0	1
Wallach,C	CIN	R	.955	0	3	2	20	1	1	22	0	0	0

FIRST BASE

PLAYER	TEAM	T	PCT	RANK	G	GS	PO	A	E	TC	DP	TP
Duvall,A	CIN	R	1.000	0	3	0	9	0	0	9	0	0
Kivlehan,P	CIN	R	1.000	0	12	0	35	2	0	37	3	0
Votto,J	CIN	R	.997	2	162	162	1227	165	4	1396	109	1
Wallach,C	CIN	R	.000	0	1	0	0	0	0	0	0	0

SECOND BASE

PLAYER	TEAM	T	PCT	RANK	G	GS	PO	A	E	TC	DP	TP
Alcantara,A	CIN	R	.897	0	10	6	9	17	3	29	2	0
Gennett,S	CIN	R	.981	0	99	87	156	203	7	366	40	0
Peraza,J	CIN	R	.990	0	77	69	122	184	3	309	50	0
Vincej,Z	CIN	R	1.000	0	1	0	1	1	0	2	0	0

THIRD BASE

PLAYER	TEAM	T	PCT	RANK	G	GS	PO	A	E	TC	DP	TP
Alcantara,A	CIN	R	1.000	0	4	0	0	2	0	2	1	0
Gennett,S	CIN	R	.895	0	10	8	4	13	2	19	1	0
Kivlehan,P	CIN	R	1.000	0	7	5	5	15	0	20	0	0
Suarez,E	CIN	R	.976	1	153	149	103	267	9	379	30	1

SHORTSTOP

PLAYER	TEAM	T	PCT	RANK	G	GS	PO	A	E	TC	DP	TP
Alcantara,A	CIN	R	1.000	0	6	1	2	9	0	11	1	0
Cozart,Z	CIN	R	.975	6	112	112	146	288	11	445	65	0
Peraza,J	CIN	R	.972	0	55	48	47	125	5	177	19	1
Suarez,E	CIN	R	1.000	0	1	0	0	2	0	2	0	0
Vincej,Z	CIN	R	1.000	0	3	1	2	4	0	6	0	0

OUTFIELDERS

PLAYER	TEAM	T	PCT	RANK	G	GS	PO	A	E	TC	DP	TP
Alcantara,A	CIN	R	1.000	0	17	4	23	1	0	24	0	0
Duvall,A	CIN	R	.979	25	151	147	267	15	6	288	1	0
Ervin,P	CIN	R	.947	0	18	11	36	0	2	38	0	0
Gennett,S	CIN	R	1.000	0	15	10	24	0	0	24	0	0
Hamilton,B	CIN	R	.991	14	137	135	301	13	3	317	4	0
Kivlehan,P	CIN	R	.957	0	43	23	42	2	2	46	1	0
Peraza,J	CIN	R	1.000	0	2	2	3	0	0	3	0	0
Schebler,S	CIN	R	.979	26	133	128	225	7	5	237	2	0
Winker,J	CIN	L	.977	0	27	26	41	2	1	44	0	0

Catchers' ERA & Stolen Base Percentage
CATCHERS' ERA

Catcher	GS	IP	ER	ERA
Barnhart	51-54	926.1	488	4.74
Mesoraco	10-27	305.1	210	6.19
Turner	7-11	177.1	115	5.84
Wallach	0-2	21.0	8	3.43

CATCHERS' CAUGHT STEALING %

Catcher	SB	CS	%
Barnhart	37	28	43%
Mesoraco	26	6	19%
Turner	10	2	17%
Wallach	1	0	0%
Catchers	74	36	33%
(Double Steals)	4	-	
(Pickoffs/CS)	-	6	
(PO attempt)	1	-	

RUNS BY INNING

	1	2	3	4	5	6	7	8	9	10	11	12+	Tot.
Opponents	116	97	112	115	104	103	108	66	40	5	1	2	869
Reds	110	81	69	76	72	96	101	86	58	3	1	0	753

2017 WON-LOST BREAKDOWN

	Home	Road	Total
Club	W-L	W-L	W-L
vs Atl	1-2	2-1	3-3
vs Mia	1-2	1-3	2-5
vs NYM	2-1	1-3	3-4
vs Phi	2-1	2-1	4-2
vs Wsh	0-4	1-2	1-6
vs East	6-10	7-10	13-20
vs Chi	4-5	3-7	7-12
vs Mil	6-4	2-7	8-11
vs Pit	7-3	6-3	13-6
vs StL	5-5	4-5	9-10
vs Central	22-17	15-22	37-39
vs Ari	1-2	2-1	3-3
vs Col	1-2	2-2	3-4
vs LAD	0-3	0-3	0-6
vs SD	3-1	0-3	3-4
vs SF	3-0	1-3	4-3
vs West	8-8	5-12	13-20
vs NL	36-35	27-44	63-79
vs Bal	1-2	0-0	1-2
vs Bos	0-3	0-0	0-3
vs Cle	1-1	1-1	2-2
Vs NYY	1-1	0-2	1-3
vs TB	0-0	1-2	1-2
vs Tor	0-0	0-3	0-3
vs AL	3-7	2-8	5-15
Totals	39-42	29-52	68-94

Reds Record When...

Score First.....	49-35	Hit At Least 1 HR.....	53-62
Opponent Scores First.....	19-59	Hit No HR.....	15-32
Out-Hit Opp./Even.....	54-30	Score 3 Runs Or Fewer.....	9-53
Out-Hit By Opponent.....	14-64	Score 4 Runs Or More.....	59-41
Commit An Error.....	53-46	Decided in Last At-Bat.....	7-13
Commit No Errors.....	15-48	Walkoff Wins & Losses.....	4-6
Lead After 7 Innings.....	58-5	Steal At Least 1 Base.....	38-34
Tied After 7 Innings.....	7-9	Steal No Bases.....	30-60
Trail After 7 Innings.....	3-80	1-Run Games.....	13-22
Lead After 8 Innings.....	63-1	Extra-Inning Games.....	3-7
Tied After 8 Innings.....	3-9	Come-From-Behind Wins.....	24
Trail After 8 Innings.....	2-84	Losses After Leading.....	43

Reds Extra-Inning Games (3-7)

Date	Opp.	H-R	Score	Innings	Winning Pitcher	Losing Pitcher
4/20	vs Bal	H-N	L, 1-2	10	O'Day, 1-1	Wood, 0-2
4/21	vs Chi	H-N	L, 5-6	11	Edwards Jr., 1-0	Stephenson, 0-1
5/1	vs Pit	H-N	W, 4-3	10	Lorenzen, 2-0	Hudson, 0-1
5/12	at SF	R-N	L, 2-3	17	Gearrin, 1-1	Stephenson, 0-2
6/2	vs Atl	H-N	W, 3-2	10	Iglesias, 2-0	Ramirez, 2-2
6/3	vs Atl	H-D	L, 5-6	12	Johnson, 3-1	Wood, 0-4
6/23	at Wsh	R-N	L, 5-6	11	Albers, 3-1	Iglesias, 2-2
7/19	vs Ari	H-N	W, 4-3	11	Lorenzen, 5-2	McFarland, 4-2
8/12	at Mil	R-N	L, 5-6	10	Knebel, 1-2	Adleman, 5-10
9/19	vs StL	H-N	L, 7-8	10	Nicasio, 4-5	Adleman, 5-11

Reds Walkoff Wins (4)

Date	Batter	Winning Hit	Inning	Score	Opp.
9/4	Hamilton	Solo Home Run	9th	5-4	MIL
7/19	Adam Duvall	RBI-Single	11th	4-3	ARI
6/2	Devin Mesoraco	Solo Home Run	10th	3-2	ATL
5/1	Billy Hamilton	RBI-Double	10th	4-3	PIT

Ejections

Date	Opp.	Ejected	Umpire	Reason
6/17	vs LA	Bryan Price	HP Stu Scheurwater	Balls & Strikes
6/29	vs Mil	Bryan Price	HP Fieldin Culbreth	After Review
7/9	at Ari	Eugenio Suarez	HP Brian O'Nora	Balls & Strikes
8/3	at Pit	Billy Hamilton	HP Todd Tichenor	Balls & Strikes
8/12	at Mil	Devin Mesoraco	3B Larry Vanover	Balls & Strikes
8/16	at Chi	Joe Maddon	1B Chris Conroy	Called K on bunt
9/10	at NYM	Scooter Gennett	HP Shane Livensparger	Balls & Strikes
		Terry Collins	1B Jerry Layne	Arguing Review

MISC.	HOME	ROAD	TOTAL
	W-L	W-L	W-L
SHUTOUTS	3-5	5-3	8-8
SHO - INDIVIDUAL	1-0	0-0	1-0
EXTRA INNINGS	3-4	0-3	3-7
1-RUN DECISIONS	7-11	6-11	13-22
2-RUN DECISIONS	11-6	4-10	15-16
Vs LH STARTERS	4-13	5-16	9-29
Vs RH STARTERS	35-29	24-36	59-65
GRASS FIELDS	39-42	28-47	67-89
ARTIFICIAL FIELDS	0-0	1-5	1-5
DAY GAMES	15-16	10-20	25-36
NIGHT GAMES	24-26	19-32	43-58
	REDS	OPP.	
DOUBLE PLAYS	132	134	
TRIPLE PLAYS	1	0	
LEFT ON BASE	1135	1127	
GRAND SLAM HR	8	9	
HOME RUNS - HOME	117	127	
HOME RUNS - ROAD	102	121	
	W	L	
STARTERS	44	73	
RELIEVERS	24	21	
STREAKS	5	9	

2017 Disabled List (20 players, 26 appearances)

Player/Injury	On DL	Date Eligible	Off DL	^Games Missed
Homer Bailey (R elbow)	2/14	6/1	6/24	30-42
1-Austin Brice (R ulnar nerve)	4/2	4/9	4/11	5-2
*Anthony DeSclafani (R elbow)	4/2	6/1	-	68-94
1-Devin Mesoraco (R hip)	4/2	4/9	4/27	10-12
Nefi Ogando (R thumb)	4/2	4/9	8/26	55-74
*Nick Travieso (R shoulder)	4/2	6/1	-	68-94
Rookie Davis (R forearm)	4/12	4/22	4/26	4-9
1-Brandon Finnegan (L shoulder)	4/16	4/26	6/26	23-39
Tony Cingrani (R oblique)	4/21	4/29	6/6	17-23
Stuart Turner (R hamstring)	5/20	5/30	6/18	10-16
Amir Garrett (R hip)	5/25	6/3	6/4	3-5
*Bronson Arroyo (R shoulder)	6/19	6/29	-	39-55
1-Zack Cozart (R quad)	6/18	6/28	6/30	4-6
*2-Brandon Finnegan (L shoulder)	6/28	8/26	-	36-50
2-Devin Mesoraco (L shoulder)	7/3	7/13	7/19	4-8
1-Scott Feldman (R knee)	7/18	7/28	8/12	10-14
2-Zack Cozart (R quad)	7/29	8/5	8/6	4-3
Scott Schebler (L shoulder)	8/1	8/10	8/18	9-8
Robert Stephenson (R shoulder)	8/6	8/13	8/13	4-3
Lisalberto Bonilla (R elbow)	8/10	8/17	9/1	10-10
2-Austin Brice (R lat)	8/13	8/23	-	19-26
3-Devin Mesoraco (L foot)	8/15	8/25	-	19-24
**2-Scott Feldman (R knee)	8/18	10/7	-	17-23
Jesse Winker (L hip flexor)	8/25	9/4	9/12	8-8
Billy Hamilton (L thumb)	9/7	9/17	9/20	5-6
*Drew Storen (R elbow)	9/12	11/1	-	6-12

* Finished season on 60-day DL, ^ Team record in number of games missed

Reds by Game/Sweeps

Series Wins (17), Losses (32), Splits (5)
G1 (23-30), **G2** (19-32), **G3** (19-29), **G4** (7-3)

Sweeps (5):

4/10-4/12 at Pit (3g), 5/5-5/7 vs SF (3g),
 6/5-6/8 vs StL (4g), 9/4-9/6 vs Mil (3g),
 9/15-9/17 vs Pit (3g)

Swept By (10):

4/24-4/26 at Mil (3g), 5/16-5/18 at Cubs (3g),
 5/29-5/31 at Tor (3g), 6/9-6/11 at LAD (3g),
 6/12-6/14 at SD (3g), 6/16-6/18 vs LAD (3g),
 7/14-7/17 vs Wsh (4g), 7/25-7/26 at NYY (2g),
 9/19-9/21 vs StL (3g), 9/22-9/24 vs Bos (3g)

Reds by Day/Month/Half
Reds By Day

Mon (7-10), Tue (10-14), Wed (12-12), Thu (9-11),
 Fri (11-15), Sat (7-18), Sun (12-14)

Reds By Month

April (11-13), May (13-15), June (10-17), July (8-18),
 August (15-14), Sept./Oct. (11-17)

Reds By Half

1st Half (39-49), 2nd Half (29-45)

2017 DAY-BY-DAY RESULTS

G	Date	Opp.	H-R	W-L	Score	Winning Pitcher	Losing Pitcher	Save	Rec.	Pos.	GA	Anncd.
			D-N								GB	Att.
	4/2	off day			Cardinals 4, Cubs 3				0-0	T2	-0.5	
1	4/3	vs Phi	H-D	L	3-4	Hellickson, 1-0	Feldman, 0-1	Gomez, 1	0-1	T2	-1.0	43,804
	4/4	off day							0-1	T3	-0.5	
2	4/5	vs Phi	H-N	W	2-0	Finnegan, 1-0	Eickhoff, 0-1	Iglesias, 1	1-1	T1	-	19,944
3	4/6	vs Phi	H-D	W	7-4	Reed, 1-0	Morgan, 0-1	Storen, 1	2-1	T1	-	10,586
4	4/7	at StL	R-N	W	2-0	Garrett, 1-0	Leake, 0-1	Iglesias, 2	3-1	1	+1.0	44,653
5	4/8	at StL	R-D	L	4-10	Wacha, 1-0	Arroyo, 0-1		3-2	T1	-	46,558
6	4/9	at StL	R-D	W	8-0	Feldman, 1-1	Martinez, 0-1		4-2	T1	-	45,200
7	4/10	at Pit	R-N	W	7-1	Lorenzen, 1-0	Glasnow, 0-1		5-2	T1	-	28,624
8	4/11	at Pit	R-N	W	6-2	Storen, 1-0	Nicasio, 0-1	Iglesias, 3	6-2	1	+0.5	11,027
9	4/12	at Pit	R-N	W	9-2	Garrett, 2-0	Nova, 1-1		#7-2	1	+1.5	12,327
10	4/13	vs Mil	H-N	L	1-5	Nelson, 1-0	Arroyo, 0-2		7-3	1	+0.5	13,574
11	4/14	vs Mil	H-N	L	4-10	Milone, 1-0	Wood, 0-1		7-4	1	+0.5	23,850
12	4/15	vs Mil	H-D	W	7-5	Iglesias, 1-0	Torres, 0-1	Lorenzen, 1	8-4	1	+1.5	31,008
13	4/16	vs Mil	H-D	L	2-4	Peralta, 3-0	Romano, 0-1	Feliz, 4	8-5	1	+1.0	12,625
	4/17	off day							8-5	1	+0.5	
14	4/18	vs Bal	H-N	W	9-3	Arroyo, 1-2	Gausman, 1-1		9-5	1	+1.5	16,018
15	4/19	vs Bal	H-N	L	0-2	Jiménez, 1-0	Garrett, 2-1	Brach, 1	9-6	1	+1.0	15,083
16	4/20	vs Bal	H-N	L	1-2 (10)	O'Day, 1-1	Wood, 0-2	Brach, 2	9-7	1	+0.5	11,910
17	4/21	vs Chi	H-N	L	5-6 (11)	Edwards Jr., 1-0	Stephenson, 0-1	Davis, 4	9-8	2	-0.5	29,350
18	4/22	vs Chi	H-D	L	8-12	Arrieta, 3-0	Reed, 1-1		9-9	2	-1.5	27,189
19	4/23	vs Chi	H-D	W	7-5	Arroyo, 2-2	Lackey, 1-3		10-9	2	-0.5	32,670
20	4/24	at Mil	R-N	L	7-11	Torres, 1-2	Garrett, 2-2		10-10	2	-1.5	23,943
21	4/25	at Mil	R-N	L	1-9	Davies, 2-2	Feldman, 1-2	Milone, 1	10-11	3	-2.5	28,449
22	4/26	at Mil	R-D	L	4-9	Peralta, 4-1	Davis, 0-1		10-12	3	-2.5	19,062
	4/27	off day							10-12	4	-2.5	
23	4/28	at StL	R-N	L	5-7	Lynn, 3-1	Adleman, 0-1	Oh, 6	10-13	5	-2.5	42,722
	4/29	at StL	R-D		Postponed by rain, rescheduled for Mon, 6/26				10-13	5	-3.0	
24	4/30	at StL	R-D	W	5-4	Peralta, 1-0	Rosenthal, 0-1	Iglesias, 4	11-13	T4	-2.0	45,282
25	5/1	vs Pit	H-N	W	4-3 (10)	Lorenzen, 2-0	Hudson, 0-1		12-13	T3	-1.0	14,753
26	5/2	vs Pit	H-N	L	3-12	Glasnow, 1-1	Feldman, 1-3	LeBlanc, 1	12-14	T4	-2.0	13,909
27	5/3	vs Pit	H-N	W	7-2	Davis, 1-1	Taillon, 2-1		13-14	4	-2.0	14,297
28	5/4	vs Pit	H-D	W	4-2	Adleman, 1-1	Nova, 3-3	Iglesias, 5	14-14	3	-2.0	17,896
29	5/5	vs SF	H-N	W	13-3	Arroyo, 3-2	Cain, 2-1		15-14	2	-1.0	22,724
30	5/6	vs SF	H-N	W	14-2	Garrett, 3-2	Blach, 0-2	Stephenson, 1	16-14	T1	-	20,213
31	5/7	vs SF	H-D	W	4-0	FELDMAN, 2-3	Cueto, 4-2		17-14	1	+0.5	21,142
32	5/8	vs NYY	H-N	L	4-10	Tanaka, 5-1	Davis, 1-2		17-15	2	-0.5	25,960
33	5/9	vs NYY	H-N	W	5-3	Adleman, 2-1	Sabathia, 2-2	Iglesias, 6	18-15	2	-0.5	22,035
	5/10	off day							18-15	2	-1.0	

G	Date	Opp.	H-R D-N	W-L	Score	Winning Pitcher	Losing Pitcher	Save	Rec.	Pos.	GA GB	Anncd. Att.
34	5/11	at SF	R-N	W	3-2	Peralta, 2-0	Strickland, 0-1	Iglesias, 7	19-15	2	-0.5	41,193
35	5/12	at SF	R-N	L	2-3 (17)	Gearrin, 1-1	Stephenson, 0-2		19-16	2	-0.5	41,325
36	5/13	at SF	R-D	L	1-3	Moore, 2-4	BONILLA, 0-1	Law, 3	19-17	3	-1.5	41,269
37	5/14	at SF	R-D	L	3-8	Samardzija, 1-5	Adleman, 2-2		19-18	3	-2.5	42,122
	5/15	off day							19-18	3	-2.5	
38	5/16	at Chi	R-N	L	5-9	Lackey, 4-3	Arroyo, 3-3		19-19	T3	-2.5	40,653
39	5/17	at Chi	R-N	L	5-7	Hendricks, 3-2	Feldman, 2-4	Davis, 9	19-20	4	-3.0	38,715
40	5/18	at Chi	R-D	L	5-9	Lester, 2-2	Garrett, 3-3	Uehara, 1	19-21	4	-4.0	36,023
41	5/19	vs Col	H-N	L	6-12	Anderson, 3-4	Bonilla, 0-2		19-22	4	*5.0	23,184
42	5/20	vs Col	H-D	W	12-8	Wojciechowski, 1-0	Dunn, 2-1		20-22	4	-4.5	25,188
43	5/21	vs Col	H-D	L	4-6	Freeland, 5-2	Arroyo, 3-4	Holland, 19	20-23	4	-4.5	23,352
44	5/22	vs Cle	H-N	W	5-1	Feldman, 3-4	Tomlin, 2-6		21-23	4	-4.0	26,794
45	5/23	vs Cle	H-N	L	7-8	Miller, 3-0	Storen, 1-1	Allen, 13	21-24	4	-4.0	26,334
46	5/24	at Cle	R-N	W	4-3	Lorenzen, 3-0	Allen, 0-2	Iglesias, 8	22-24	4	-3.0	19,426
	5/25	at Cle	R-N			Postponed by rain, rescheduled for Mon, 7/24			22-24	4	-3.0	
47	5/26	at Phi	R-N	W	5-2	Adleman, 3-2	Nola, 2-2	Iglesias, 9	23-24	4	-2.0	21,388
48	5/27	at Phi	R-D	L	3-4	Neris, 2-2	Lorenzen, 3-1		23-25	4	-2.5	30,100
49	5/28	at Phi	R-D	W	8-4	Feldman, 4-4	Effin, 0-3		24-25	4	-2.5	25,413
50	5/29	at Tor	R-N	L	2-17	Stroman, 6-2	Bonilla, 0-3		24-26	4	-2.5	29,844
51	5/30	at Tor	R-N	L	4-6	Smith, 1-0	Wood, 0-3	Osuna, 10	24-27	4	-2.5	32,747
52	5/31	at Tor	R-D	L	4-5	Grilli, 2-4	Peralta, 2-1	Osuna, 11	24-28	4	-3.5	44,058
	6/1	off day							24-28	4	-4.0	
53	6/2	vs Atl	H-N	W	3-2 (10)	Iglesias, 2-0	Ramirez, 2-2		25-28	4	-3.0	27,300
54	6/3	vs Atl	H-D	L	5-6 (12)	Johnson, 3-1	Wood, 0-4		25-29	4	-3.0	26,485
55	6/4	vs Atl	H-D	L	8-13	Teheran, 5-4	Garrett, 3-4		25-30	5	-4.0	26,227
56	6/5	vs StL	H-N	W	4-2	Bonilla, 1-3	Martinez, 4-5	Iglesias, 10	26-30	4	-3.0	16,325
57	6/6	vs StL	H-N	W	13-1	Adleman, 4-2	Wainwright, 6-4		27-30	3	-3.0	18,620
58	6/7	vs StL	H-N	W	6-4	Peralta, 3-1	Cecil, 0-2	Iglesias, 11	28-30	3	-3.0	20,891
59	6/8	vs StL	H-D	W	5-2	Feldman, 5-4	Leake, 5-5	Iglesias, 12	29-30	3	-2.0	28,917
60	6/9	at LAD	R-N	L	2-7	Hill, 3-2	Garrett, 3-5	Maeda, 1	29-31	3	-3.0	44,036
61	6/10	at LAD	R-N	L	4-5	Jansen, 4-0	Storen, 1-2		29-32	3	-3.0	43,439
62	6/11	at LAD	R-D	L	7-9	Avilan, 1-1	Iglesias, 2-1	Jansen, 11	29-33	4	-3.0	42,674
63	6/12	at SD	R-N	L	3-9	Perdomo, 1-3	Iglesias, 3-5		29-34	4	-3.5	17,006
64	6/13	at SD	R-N	L	2-6	Richard, 5-7	Feldman, 5-5	Maurer, 11	29-35	5	-4.0	20,463
65	6/14	at SD	R-D	L	2-4	Chacin, 6-5	Lorenzen, 3-2	Maurer, 12	29-36	5	-5.0	20,386
	6/15	off day							29-36	5	-5.5	
66	6/16	vs LAD	H-N	L	1-3	Wood, 7-0	Adleman, 4-3	Jansen, 14	29-37	5	-6.5	35,613
67	6/17	vs LAD	H-D	L	2-10	Ryu, 3-6	Wojciechowski, 1-1		29-38	5	-6.5	42,431
68	6/18	vs LAD	H-D	L	7-8	Maeda, 5-3	Arroyo, 3-6	Jansen, 15	29-39	5	*7.5	27,316
69	6/19	at TB	R-N	W	7-3	Lorenzen, 4-2	Alvarado, 0-2		30-39	5	-6.5	17,117
70	6/20	at TB	R-N	L	5-6	Cobb, 6-5	Garrett, 3-6	Colome, 20	30-40	5	-6.5	13,375
71	6/21	at TB	R-D	L	3-8	Ramirez, 4-2	Adleman, 4-4	Whitley, 2	30-41	5	-7.5	19,619
	6/22	off day							30-41	5	-8.0	
72	6/23	at Wsh	R-N	L	5-6 (11)	Albers, 3-1	Iglesias, 2-2		30-42	5	-8.0	36,347
73	6/24	at Wsh	R-D	L	3-18	Ross, 4-3	Bailey, 0-1		30-43	5	-8.0	40,139
74	6/25	at Wsh	R-D	W	6-2	Feldman, 6-5	Roark, 6-5		31-43	5	-8.0	35,387
75	6/26	at StL	R-D	L	2-8	Wacha, 4-3	Finnegan, 1-1		31-44	5	-8.5	46,535
76	6/27	vs Mil	H-N	W	8-6	Adleman, 5-4	Guerra, 1-2	Iglesias, 13	32-44	5	-7.5	18,577
77	6/28	vs Mil	H-N	W	4-3	Storen, 2-2	Knebel, 0-1	Iglesias, 14	33-44	5	-6.5	21,842
78	6/29	vs Mil	H-N	L	3-11	Nelson, 6-4	Bailey, 0-2		33-45	5	-7.5	20,419
79	6/30	vs Chi	H-N	W	5-0	Feldman, 7-5	Montgomery, 1-5		34-45	5	-7.5	39,501
80	7/1	vs Chi	H-D	W	5-3	Stephens, 1-0	Butler, 4-3		35-45	5	-7.5	39,826
81	7/2	vs Chi	H-D	L	2-6	Arrieta, 8-6	Adleman, 5-5		35-46	5	-7.5	38,536
82	7/3	at Col	R-N	L	3-5	Hoffman, 5-1	Castillo, 0-1	Holland, 27	35-47	5	-8.5	49,131
83	7/4	at Col	R-N	W	8-1	Bailey, 1-2	Freeland, 8-7		36-47	5	-8.5	48,338
84	7/5	at Col	R-N	L	3-5	Gray, 2-0	Feldman, 7-6	Holland, 28	36-48	5	-9.5	32,188
85	7/6	at Col	R-D	W	6-3	Romano, 1-1	Chatwood, 6-10		37-48	5	-9.5	27,328
86	7/7	at Ari	R-N	L	3-6	Greinke, 11-4	Adleman, 5-6	Rodney, 22	37-49	5	-10.5	27,006
87	7/8	at Ari	R-N	W	7-0	Castillo, 1-1	Walker, 6-4		38-49	5	-9.5	29,806
88	7/9	at Ari	R-D	W	2-1	Bailey, 2-2	Corbin, 6-9	Iglesias, 16	39-49	5	-9.5	24,923
7/10	All-Star break, Home Run Derby Champion - NYY's Aaron Judge											
7/11	All-Star Game, Marlins Park, Miami, American League 2, National League 1 (10), MVP - Sea's Robinson Cano											
7/12	All-Star break											
7/13	All-Star break											
89	7/14	vs Wsh	H-N	L	0-5	Gonzalez, 8-4	Adleman, 5-7	Grace, 1	39-50	5	-10.5	28,916
90	7/15	vs Wsh	H-N	L	7-10	Scherzer, 11-5	Castillo, 1-2	Grace, 2	39-51	5	-11.5	36,462
91	7/16	vs Wsh	H-D	L	4-14	Roark, 7-6	Bailey, 2-3		39-52	5	-11.5	25,712
92	7/17	vs Wsh	H-D	L	1-6	Strasburg, 10-3	Feldman, 7-7		39-53	5	-11.5	17,574
93	7/18	vs Ari	H-N	L	2-11	Ray, 9-4	Romano, 1-2		39-54	5	-11.5	19,989
94	7/19	vs Ari	H-N	W	4-3 (11)	Lorenzen, 5-2	McFarland, 4-2		40-54	5	-10.5	16,573
95	7/20	vs Ari	H-D	L	2-12	Corbin, 7-9	Castillo, 1-3		40-55	5	-10.5	19,711
96	7/21	vs Mia	H-N	L	1-3	Ureña, 8-4	Bailey, 2-4	Ramos, 18	40-56	5	-10.5	21,851
97	7/22	vs Mia	H-N	L	4-5	Wittgren, 3-1	Stephenson, 0-3	Ramos, 19	40-57	5	-11.5	24,099
98	7/23	vs Mia	H-D	W	6-3	Romano, 2-2	Koehler, 1-5	Iglesias, 17	41-57	5	-10.5	20,526

G	Date	Opp.	H-R D-N	W-L	Score	Winning Pitcher	Losing Pitcher	Save	Rec.	Pos.	GA GB	Anncd. Att.
99	7/24	at Cle	R-N	L	2-6	Tomlin, 7-9	Adleman, 5-8		41-58	5	-11.0	21,500
100	7/25	at NYY	R-N	L	2-4	Montgomery, 7-5	Castillo, 1-4	Chapman, 12	41-59	5	-12.0	44,268
101	7/26	at NYY	R-D	L	5-9	Severino, 7-4	Bailey, 2-5		41-60	5	-12.5	42,421
102	7/27	at Mia	R-D	L	1-4	O'Grady, 2-1	Stephenson, 0-4	Ramos, 20	41-61	5	-13.5	19,986
103	7/28	at Mia	R-N	L	4-7	McGowan, 6-1	Peralta, 3-2		41-62	5	-13.5	17,440
104	7/29	at Mia	R-N	L	3-7	Conley, 4-3	Adleman, 5-9		841-63	5	-14.5	20,297
105	7/30	at Mia	R-D	W	6-4	Castillo, 2-4	Straily, 7-7		42-63	5	-14.5	19,747
	7/31	off day							42-63	5	-14.5	
106	8/1	at Pit	R-N	W	9-1	Bailey, 3-5	Tailon, 6-5		43-63	5	-14.5	22,403
107	8/2	at Pit	R-N	W	5-2	Lorenzen, 6-2	Benoit, 1-5	Iglesias, 18	44-63	5	-13.5	22,367
108	8/3	at Pit	R-N	L	0-6	Kuhl, 4-7	Romano, 2-3		44-64	5	-13.5	25,955
109	8/4	vs STL	H-N	W	3-2	Wojciechowski, 2-1	Leake, 7-10	Iglesias, 19	45-64	5	-12.5	36,443
110	8/5	vs STL	H-N	L	1-4	Lynn, 10-6	Castillo, 2-5	Rosenthal, 8	45-65	5	-13.5	35,571
111	8/6	vs STL	H-D	L	4-13	Cecil, 2-4	Bailey, 3-6		45-66	5	-13.5	25,168
112	8/7	vs SD	H-N	W	11-3	Wood, 1-4	Chacin, 11-8		46-66	5	-13.5	16,240
113	8/8	vs SD	H-N	L	3-7	Perdomo, 6-8	Romano, 2-4		46-67	5	-13.5	13,683
114	8/9	vs SD	H-N	W	8-3	Wojciechowski, 3-1	Wood, 2-4		47-67	5	-12.5	15,450
115	8/10	vs SD	H-D	W	10-3	Storen, 3-2	Yates, 2-3		48-67	5	-12.0	14,915
116	8/11	at Mil	R-N	W	11-10	Bailey, 4-6	Nelson, 9-6	Iglesias, 20	49-67	5	-12.0	34,517
117	8/12	at Mil	R-N	L	5-6 (10)	Knebel, 1-2	Adleman, 5-10		49-68	5	-12.0	38,256
118	8/13	at Mil	R-D	L	4-7	Garza, 6-6	Romano, 2-5	Knebel, 22	49-69	5	-13.0	43,248
119	8/14	at Chi	R-N	L	5-15	Quintana, 7-10	Wojciechowski, 3-2		49-70	5	-14.0	40,263
120	8/15	at Chi	R-N	W	2-1	Lorenzen, 7-2	Strop, 3-3	Iglesias, 21	50-70	5	-13.0	36,698
121	8/16	at Chi	R-N	L	6-7	Davis, 3-1	Peralta, 3-3		50-71	5	-14.0	37,021
122	8/17	at Chi	R-D	W	13-10	Storen, 4-2	Grimm, 1-2	Iglesias, 22	51-71	5	-13.0	38,675
123	8/18	at Atl	R-N	W	5-4	Romano, 3-5	Dickey, 8-8	Iglesias, 23	52-71	5	-13.0	31,174
124	8/19	at Atl	R-N	W	11-8	Stephenson, 1-4	Teheran, 7-11		53-71	5	-13.0	39,317
125	8/20	at Atl	R-D	L	1-8	Newcomb, 2-7	Castillo, 2-6		53-72	5	-14.0	25,758
	8/21	off day							53-72	5	-14.0	
126	8/22	vs Chi	H-N	L	9-13	Rondon, 4-1	Peralta, 3-4		53-73	5	-15.0	16,467
127	8/23	vs Chi	H-N	L	3-9	Montgomery, 4-6	Wojciechowski, 3-3		53-74	5	-16.0	15,355
128	8/24	vs Chi	H-N	W	4-2	Lorenzen, 8-2	Strop, 3-4	Iglesias, 24	54-74	5	-15.0	18,191
129	8/25	vs Pit	H-N	W	9-5	Stephenson, 2-4	Nova, 11-11		55-74	5	-14.0	20,561
130	8/26	vs Pit	H-N	L	0-1	Cole, 11-8	Castillo, 2-7	Rivero, 15	55-75	5	-15.0	35,259
131	8/27	vs Pit	H-D	L	2-5	Schugel, 3-0	Mahle, 0-1	Rivero, 16	55-76	5	-15.0	26,155
	8/28	off day							55-76	5	-15.5	
132	8/29	vs NYM	H-N	W	14-4	Romano, 4-5	Flexen, 3-3		56-76	5	-15.5	12,946
133	8/30	vs NYM	H-N	L	0-2	Montero, 3-9	Bailey, 4-7	Ramos, 26	56-77	5	-16.5	12,491
134	8/31	vs NYM	H-D	W	7-2	Stephenson, 3-4	deGrom, 14-8		57-77	5	-16.5	13,634
135	9/1	at Pit	R-N	W	7-3	Wojciechowski, 4-3	Cole, 11-9		58-77	5	-16.5	23,569
136	9/2	at Pit	R-N	L	0-5	Schugel, 4-0	Lorenzen, 8-3		58-78	5	-17.5	23,529
137	9/3	at Pit	R-D	L	1-3	Williams, 6-7	Romano, 4-6	Rivero, 17	58-79	5	-17.5	24,474
138	9/4	vs Mil	H-D	W	5-4	Iglesias, 3-2	Hader, 1-3		59-79	5	-16.5	22,403
139	9/5	vs Mil	H-N	W	9-3	Stephenson, 4-4	Davies, 16-8	Iglesias, 25	60-79	5	-15.5	12,135
140	9/6	vs Mil	H-D	W	7-1	Castillo, 3-7	Garza, 6-9		61-79	5	-15.5	12,626
141	9/7	at NYM	R-N	L	2-7	Harvey, 5-4	Mahle, 0-2		61-80	5	-16.5	21,274
142	9/8	at NYM	R-N	L	1-5	Lugo, 6-4	Garrett, 3-7	Ramos, 27	61-81	5	-16.5	25,864
143	9/9	at NYM	R-N	L	1-6	Montero, 6-9	Bailey, 4-8		61-82	5	-16.5	30,661
144	9/10	at NYM	R-D	W	10-5	Stephens, 2-0	Familia, 1-2	Iglesias, 26	62-82	5	-15.5	27,590
	9/11	off day							62-82	5	-15.5	
145	x 9/12	at STL	R-N	L	4-13	Lynn, 11-7	Stephenson, 4-5		62-83	5	-16.5	40,030
146	9/13	at STL	R-N	W	6-0	Mahle, 1-2	Flaherty, 0-1		63-83	5	-16.5	40,124
147	y 9/14	at STL	R-D	L	2-5	Weaver, 6-1	Garrett, 3-8		63-84	5	-17.5	40,230
148	9/15	vs Pit	H-N	W	4-2	Bailey, 5-8	Kuhl, 7-11	Iglesias, 27	64-84	5	-17.5	17,625
149	9/16	vs Pit	H-D	W	2-1	Romano, 5-6	Nova, 11-14	Reed, 1	65-84	5	-17.5	25,685
150	9/17	vs Pit	H-D	W	5-2	Stephenson, 5-5	Cole, 11-11	Lorenzen, 2	66-84	5	-17.5	22,228
	9/18	off day							66-84	5	-17.5	
151	9/19	vs STL	H-N	L	7-8 (10)	Nicasio, 4-5	Adleman, 5-11	Lyons, 3	66-85	5	-18.5	17,165
152	9/20	vs STL	H-N	L	2-9	Weaver, 7-1	Davis, 1-3		66-86	5	-18.5	12,903
153	9/21	vs STL	H-N	L	5-8	Martinez, 12-11	Bailey, 5-9		66-87	5	-19.5	14,903
154	9/22	vs Bos	H-N	L	4-5	Price, 6-3	Romano, 5-7	Kimbrel, 34	66-88	5	-20.5	23,463
155	9/23	vs Bos	H-D	L	0-5	Rodriguez, 6-6	Stephenson, 5-6		66-89	5	-20.5	36,076
156	9/24	vs Bos	H-D	L	4-5	Scott, 2-1	Iglesias, 3-3	Kimbrel, 35	66-90	5	-21.5	25,545
	9/25	off day							66-90	5	-22.0	
157	9/26	at Mil	R-N	L	6-7	Hader, 2-3	McGuire, 0-1	Knebel, 38	66-91	5	-22.0	30,079
158	9/27	at Mil	R-N	W	6-0	Bailey, 6-9	Woodruff, 2-3		67-91	5	-22.0	34,882
159	9/28	at Mil	R-N	L	3-4	Hughes, 5-3	Romano, 5-8	Knebel, 39	67-92	5	-23.0	30,293
160	9/29	at Chi	R-D	L	4-5	Duensing, 1-1	Lorenzen, 8-4	Grimm, 1	67-93	5	-24.0	36,258
161	9/30	at Chi	R-D	L	0-9	Lester, 13-8	Stephens, 2-1		867-94	5	*-25.0	41,493
162	10/1	at Chi	R-D	W	3-1	McGuire, 1-1	Lackey, 12-12	Iglesias, 28	68-94	5	-24.0	40,971

BOLD RED CAPS are complete games, **bold red** attendance are sellouts
 # - Season-high **5 games above .500**, +- - Season-high **1.5-game leads**
 & - Season-high **27 games below .500**, * - Season-high **25.0-game deficit**
 x - Eliminated from **Wild Card** contention on **9/12**
 y - Eliminated from **NL Central Division** contention on **9/14**

2017 HOME ATTENDANCE, DAY-BY-DAY

Date No.	Date	Game Att.	Series Att.	Season Att.	Date No.	Date	Game Att.	Series Att.	Season Att.
1	Mon, Apr 3 vs Phi	43,804		43,804	41	Fri, Jun 30 vs Chi	39,501		955,856
2	Wed, Apr 5 vs Phi	19,944		63,748	42	Sat, Jul 1 vs Chi	39,826		995,682
3	Thu, Apr 6 vs Phi	10,586	74,334	74,334	43	Sun, Jul 2 vs Chi	38,536	117,863	1,034,218
4	Thu, Apr 13 vs Mil	13,574		87,908	44	Fri, Jul 14 vs Wsh	28,916		1,063,134
5	Fri, Apr 14 vs Mil	23,850		111,758	45	Sat, Jul 15 vs Wsh	36,462		1,099,596
6	Sat, Apr 15 vs Mil	31,008		142,766	46	Sun, Jul 16 vs Wsh	25,712		1,125,308
7	Sun, Apr 16 vs Mil	12,625	81,057	155,391	47	Mon, Jul 17 vs Wsh	17,574	108,664	1,142,882
8	Tue, Apr 18 vs Bal	16,018		171,409	48	Tue, Jul 18 vs Ari	19,989		1,162,871
9	Wed, Apr 19 vs Bal	15,083		186,492	49	Wed, Jul 19 vs Ari	16,573		1,179,444
10	Thu, Apr 20 vs Bal	11,910	43,011	198,402	50	Thu, Jul 20 vs Ari	19,711	56,273	1,199,155
11	Fri, Apr 21 vs Chi	29,350		227,752	51	Fri, Jul 21 vs Mia	21,851		1,221,006
12	Sat, Apr 22 vs Chi	27,189		254,941	52	Sat, Jul 22 vs Mia	24,099		1,245,105
13	Sun, Apr 23 vs Chi	32,670	89,209	287,611	53	Sun, Jul 23 vs Mia	20,526	66,476	1,265,631
14	Mon, May 1 vs Pit	14,753		302,364	54	Fri, Aug 4 vs StL	36,443		1,302,074
15	Tue, May 2 vs Pit	13,909		316,273	55	Sat, Aug 5 vs StL	35,571		1,337,645
16	Wed, May 3 vs Pit	14,297		330,570	56	Sun, Aug 6 vs StL	25,168	97,182	1,362,813
17	Thu, May 4 vs Pit	17,896	60,855	348,466	57	Mon, Aug 7 vs SD	16,240		1,379,053
18	Fri, May 5 vs SF	22,724		371,190	58	Tue, Aug 8 vs SD	13,683		1,392,736
19	Sat, May 6 vs SF	20,213		391,403	59	Wed, Aug 9 vs SD	15,450		1,408,186
20	Sun, May 7 vs SF	21,142	64,079	412,545	60	Thu, Aug 10 vs SD	14,915	60,288	1,423,101
21	Mon, May 8 vs NYY	25,960		438,505	61	Tue, Aug 22 vs Chi	16,467		1,439,568
22	Tue, May 9 vs NYY	22,035	47,995	460,540	62	Wed, Aug 23 vs Chi	15,355		1,454,923
23	Fri, May 19 vs Col	23,184		483,724	63	Thu, Aug 24 vs Chi	18,191	50,013	1,473,114
24	Sat, May 20 vs Col	25,188		508,912	64	Fri, Aug 25 vs Pit	20,561		1,493,675
25	Sun, May 21 vs Col	23,352	71,724	532,264	65	Sat, Aug 26 vs Pit	35,259		1,528,934
26	Mon, May 22 vs Cle	26,794		559,058	66	Sun, Aug 27 vs Pit	26,155	81,975	1,555,089
27	Tue, May 23 vs Cle	26,334	53,128	585,392	67	Tue, Aug 29 vs NYM	12,946		1,568,035
28	Fri, Jun 2 vs Atl	27,300		612,692	68	Wed, Aug 30 vs NYM	12,491		1,580,526
29	Sat, Jun 3 vs Atl	26,485		639,177	69	Thu, Aug 31 vs NYM	13,634	39,071	1,594,160
30	Sun, Jun 4 vs Atl	26,227	80,012	665,404	70	Mon, Sept 4 vs Mil	22,403		1,616,563
31	Mon, Jun 5 vs StL	16,325		681,729	71	Tue, Sept 5 vs Mil	12,135		1,628,698
32	Tue, Jun 6 vs StL	18,620		700,349	72	Wed, Sept 6 vs Mil	12,626	47,164	1,641,324
33	Wed, Jun 7 vs StL	20,891		721,240	73	Fri, Sept 15 vs Pit	17,625		1,658,949
34	Thu, Jun 8 vs StL	28,917	84,753	750,157	74	Sat, Sept 16 vs Pit	25,685		1,684,634
35	Fri, Jun 16 vs LAD	35,613		785,770	75	Sun, Sept 17 vs Pit	22,228	65,538	1,706,862
36	Sat, Jun 17 vs LAD	42,431		828,201	76	Tue, Sept 19 vs StL	17,165		1,724,027
37	Sun, Jun 18 vs LAD	27,316	105,360	855,517	77	Wed, Sept 20 vs StL	12,903		1,736,930
38	Tue, Jun 27 vs Mil	18,577		874,094	78	Thu, Sept 21 vs StL	14,903	44,971	1,751,833
39	Wed, Jun 28 vs Mil	21,842		895,936	79	Fri, Sept 22 vs Bos	23,463		1,775,296
40	Thu, Jun 29 vs Mil	20,419	60,838	916,355	80	Sat, Sept 23 vs Bos	36,076		1,811,372
					81	Sun, Sept 24 vs Bos	25,545	85,084	1,836,917

Bold red indicates a sellout (2), Average at GABP: 22,678

2017 National League Attendance

CLUB	HOME TOTAL	HOME AVERAGE	DATES	GAMES	GAME HIGH	DATE	ROAD TOTAL	ROAD AVERAGE	DATES
LOS ANGELES	3,765,856	46,492	81	(81)	53,701	4/03	2,719,921	33,579	81
ST. LOUIS	3,447,937	42,567	81	(81)	48,052	7/29	2,537,288	31,325	81
SAN FRANCISCO	3,303,652	40,786	81	(81)	42,862	4/29	2,541,497	31,377	81
CHICAGO	3,199,562	39,501	81	(81)	42,186	7/21	2,791,299	34,460	81
COLORADO	2,953,650	36,465	81	(81)	49,169	4/07	2,476,640	30,576	81
MILWAUKEE	2,558,722	31,589	81	(81)	44,709	7/29	2,473,001	30,531	81
WASHINGTON	2,524,980	31,173	81	(81)	42,744	4/03	2,427,389	29,968	81
ATLANTA	2,505,252	30,929	81	(81)	41,627	7/15	2,309,180	29,230	79
NEW YORK	2,460,622	30,758	80	(81)	44,384	4/03	2,460,154	30,372	81
SAN DIEGO	2,138,491	26,401	81	(81)	43,441	4/07	2,605,120	32,162	81
ARIZONA	2,134,375	26,350	81	(81)	49,016	4/02	2,587,065	31,939	81
PITTSBURGH	1,919,447	23,697	81	(81)	36,484	4/07	2,643,274	32,633	81
PHILADELPHIA	1,905,354	24,118	79	(81)	45,121	4/07	2,506,150	30,940	81
CINCINNATI	1,836,917	22,678	81	(81)	43,804	4/03	2,599,638	32,094	81
MIAMI	1,651,997	20,395	81	(81)	36,519	4/11	2,332,863	29,161	80
TOTALS	38,306,814	31,606	1212	(1215)			38,010,479	31,362	1212
GRAND TOTALS	72,670,423	30,042	2419	(2430)			72,670,423	30,042	2419

2017 MONTHLY STATISTICS
SPRING TRAINING: 16-19 (.286 avg, 6.13 era)

PLAYER	AVG	G	AB	R	H	TB	2B	3B	HR	RBI	SH	SF	HP	BB	IBB	SO	SB	CS	DP	GI			E	SLG	OBP
																				1	2	3			
Alcantara	.303	28	66	17	20	39	5	1	4	16	0	1	0	1	0	13	3	1	1	1	3	.591	.309		
Amaral	.600	5	5	1	3	4	1	0	0	1	0	0	0	0	0	0	0	0	0	0	0	.800	.600		
Aquino	.241	15	29	3	7	11	1	0	1	3	0	0	0	0	0	8	0	1	1	0	.379	.241			
Bamhart	.200	15	35	4	7	9	2	0	0	3	0	0	1	6	0	6	0	0	0	0	.257	.333			
Bell	.000	1	1	0	0	0	0	0	0	0	0	0	0	0	0	1	0	0	0	0	.000	.000			
Beltre	.000	1	1	0	0	0	0	0	0	0	0	0	0	0	0	1	0	0	0	0	.000	.000			
Blandino	.333	4	3	0	1	1	0	0	0	0	0	0	1	0	0	1	0	0	0	0	.333	.500			
Brantly	.270	21	37	3	10	12	2	0	0	4	0	1	0	4	0	5	0	0	1	0	.324	.333			
Brown	.500	2	2	0	1	1	0	0	0	0	0	0	0	0	0	1	0	0	0	0	.500	.500			
Butler	1.000	1	1	0	1	1	0	0	0	0	0	0	0	0	0	0	0	0	0	0	1.000	1.000			
Cozart	.353	18	51	10	18	32	5	0	3	10	0	2	2	4	0	7	0	0	2	2	.627	.407			
Dixon	.323	18	31	5	10	18	2	0	2	11	0	1	0	3	0	7	0	0	0	0	.581	.371			
Duvall	.302	20	53	12	16	36	2	0	6	15	0	0	1	5	0	8	1	0	0	0	.679	.373			
Elizalde	.276	18	29	8	8	12	4	0	0	5	0	0	1	1	0	6	0	0	1	1	.414	.323			
Ervin	.233	20	30	4	7	13	4	1	0	5	0	0	1	2	0	3	1	1	2	0	.433	.303			
Friedl	.750	4	3	3	6	0	0	0	1	1	0	0	0	1	0	0	1	0	0	0	1.500	.800			
Gelalich	.000	2	2	0	0	0	0	0	0	0	0	0	0	0	0	1	0	0	0	0	.000	.000			
Gennett Totals	.325	15	40	8	13	23	7	0	1	7	0	0	0	3	0	9	1	1	2	0	.575	.372			
Gennett Reds	.500	1	2	1	1	4	0	0	1	1	0	0	0	0	0	0	0	0	1	0	2.000	.500			
Gonzalez	.000	1	1	0	0	0	0	0	0	0	0	0	0	0	0	0	0	0	0	0	.000	.000			
Guerrero	.304	16	23	2	7	9	2	0	0	4	0	0	0	1	0	4	0	0	1	0	.391	.333			
Gumbs	.000	1	1	0	0	0	0	0	0	0	0	0	0	0	0	0	0	0	0	0	.000	.000			
Hamilton	.231	18	52	7	12	14	2	0	0	3	1	0	0	5	0	14	6	1	2	1	.269	.298			
Herrera	.308	12	26	4	8	12	4	0	0	5	0	0	1	5	0	3	0	0	0	0	.462	.438			
Hudson	.286	10	14	2	4	7	0	0	1	2	0	0	0	2	0	2	0	0	0	0	.500	.375			
Iribarren	.313	26	48	8	15	16	1	0	0	9	0	2	0	4	0	7	0	0	0	5	.333	.352			
Jagielo	.333	4	6	1	2	2	0	0	0	0	0	0	0	0	0	3	0	0	0	0	.333	.333			
Jennings	.195	18	41	6	8	17	1	1	2	9	0	2	2	5	0	9	2	0	1	0	.415	.300			
Kivlehan	.370	27	54	12	20	34	4	2	2	8	0	1	1	3	0	9	1	0	1	0	.630	.407			
Landry	.667	2	3	2	2	3	1	0	0	0	0	0	0	0	0	1	0	0	0	0	1.000	.667			
LaValley	.000	3	5	0	0	0	0	0	0	0	0	0	0	0	0	3	0	0	0	0	.000	.000			
Long	.000	1	1	0	0	0	0	0	0	0	0	0	0	1	0	0	0	0	0	0	.000	.500			
Lozano	---	0	0	0	0	0	0	0	0	0	0	0	0	0	0	0	0	0	0	0	---	---			
McElroy	.000	1	1	0	0	0	0	0	0	0	0	0	0	0	0	1	0	0	0	0	.000	.000			
Medina	.500	1	2	1	1	1	0	0	0	0	0	0	0	0	0	0	0	0	0	0	.500	.500			
Mejias-Brean	.429	6	7	0	3	3	0	0	0	2	0	0	0	0	0	2	0	0	0	0	.429	.429			
Mesoraco	.235	7	17	1	4	5	1	0	0	0	0	0	0	0	0	4	0	0	0	1	.294	.235			
Nieto	1.000	2	2	1	2	2	0	0	0	0	0	0	0	0	0	0	0	0	0	0	1.000	1.000			
O'Grady	.250	5	4	1	1	1	0	0	0	0	0	0	0	1	0	1	1	0	0	0	.250	.400			
Okey	.000	2	1	0	0	0	0	0	0	1	0	1	0	0	0	1	0	0	0	0	.000	.000			
Peraza	.343	21	67	12	23	32	1	1	2	9	0	0	0	0	0	8	4	4	1	1	.478	.343			
Perez	.200	6	10	2	2	5	1	1	0	2	0	0	0	0	0	4	0	0	0	0	.500	.200			
Raburn	.219	15	32	5	7	16	0	0	3	7	0	0	0	5	0	7	0	0	1	1	.500	.324			
Renda	.298	26	47	10	14	24	5	1	1	4	0	0	1	8	0	5	2	1	1	3	.511	.411			
Rodriguez	.000	2	2	0	0	0	0	0	0	0	0	0	0	0	0	0	0	0	0	0	.000	.000			
Santana	1.000	1	1	0	1	1	0	0	0	0	0	0	0	0	0	0	0	0	0	0	1.000	1.000			
Schebler	.302	21	53	10	16	26	2	1	2	14	0	3	0	8	0	8	1	0	3	0	.491	.375			
Senzel	.333	2	3	0	1	2	1	0	0	1	0	0	0	0	0	2	0	0	0	0	.667	.333			
Siri	.200	4	5	0	1	2	1	0	0	2	0	0	0	0	0	4	0	0	0	0	.400	.200			
Sparks	.000	1	2	0	0	0	0	0	0	0	0	0	0	0	0	2	0	0	0	0	.000	.000			
Suarez	.264	20	53	8	14	22	2	0	2	8	0	0	2	3	0	10	0	0	1	1	.415	.328			
Trahan	.333	8	12	1	4	5	1	0	0	2	0	0	0	1	0	2	0	0	0	0	.417	.385			
Trammell	.333	2	3	0	1	1	0	0	0	2	0	0	0	0	0	2	0	0	0	0	.333	.333			
Trees	1.000	2	1	0	1	3	0	1	0	0	0	0	0	0	0	0	0	0	0	0	3.000	1.000			
Turner	.382	22	34	8	13	22	2	2	1	3	0	0	1	6	0	6	0	1	0	1	.647	.488			
VanMeter	.250	3	4	1	1	1	0	0	0	0	0	0	0	0	0	1	0	0	0	1	.250	.250			
Vincej	.205	24	39	6	8	13	2	0	1	2	0	0	3	0	0	8	0	0	1	2	.333	.262			
Votto	.200	20	50	7	10	12	2	0	0	1	0	0	0	12	0	13	1	0	2	1	.240	.355			
Walker	.238	12	21	1	5	8	1	1	0	2	0	0	0	1	0	4	0	0	0	0	.381	.273			
Wallach	.280	19	25	6	7	12	2	0	1	4	0	0	0	2	0	10	0	0	0	3	.480	.333			
White	.500	1	2	0	1	2	1	0	0	1	0	0	0	0	0	0	0	0	0	0	1.000	.500			
Winker	.302	24	53	9	16	26	2	1	2	6	0	0	1	3	0	12	0	0	1	0	.491	.351			
Zarraga	.000	3	4	0	0	0	0	0	0	0	0	0	0	1	0	1	0	0	1	0	.000	.200			
REDS	.286	36	1247	209	357	575	73	14	39	194	4	14	19	104	0	255	25	10	26	32	.461	.347			
OPPS	.287	36	1228	241	353	609	83	7	53	224	2	10	20	147	0	268	25	9	37	38	.496	.370			

PITCHER	W	L	ERA	G	GS	CG	GF	SHO	SV	IP	H	R	ER	HR	HB	BB	IBB	SO	WP	BK	AVG
Adeleman	2	3	11.81	6	5	0	0	0	0	16.0	23	21	21	5	0	9	0	10	2	0	.338
Arroyo	0	1	4.70	3	3	0	0	0	0	7.2	7	4	4	2	0	2	0	6	0	0	.241
Astin	0	0	3.86	10	0	0	1	0	1	11.2	13	5	5	2	1	2	0	14	0	0	.277
Bautista	0	0	18.00	1	0	0	1	0	0	1.0	2	2	2	0	0	2	0	1	0	0	.400
Becker	0	0	0.00	1	0	0	1	0	0	1.0	0	0	0	0	1	1	0	0	0	0	.000
Benenati	0	1	18.00	1	0	0	0	0	0	1.0	3	2	2	0	0	1	0	0	0	0	.750
Bernardino	0	0	0.00	1	0	0	1	0	0	1.0	0	0	0	0	0	1	0	1	0	0	.000
Bonilla	0	1	7.20	4	1	0	1	0	0	5.0	9	4	4	1	0	3	0	4	1	0	.409
Brice	0	0	15.75	4	0	0	1	0	0	4.0	8	7	7	0	1	5	0	3	3	0	.444
Broussard	0	0	0.00	1	0	0	1	0	0	0.2	0	0	0	0	0	0	0	0	0	0	.000
Castillo	1	0	3.60	3	0	0	0	0	0	5.0	4	2	2	0	0	3	0	3	0	0	.250
Chacin	1	0	0.00	7	0	0	2	0	0	6.0	3	0	0	0	0	4	0	6	0	0	.150
Cingrani	0	0	6.75	9	0	0	0	0	0	8.0	7	6	6	0	0	7	0	8	0	0	.241
Coleman	0	1	6.00	6	0	0	2	0	0	6.0	6	4	4	3	0	3	0	6	0	0	.261
Davis	0	0	4.02	5	4	0	0	0	0	15.2	16	10	7	1	2	3	0	17	0	0	.258
Diaz	0	2	9.00	3	0	0	0	0	0	3.0	7	8	3	2	1	1	0	0	0	0	.412
Ehret	0	0	81.00	1	0	0	0	0	0	0.1	2	3	3	0	0	3	0	1	0	0	.667
Feldman	2	1	3.86	5	5	1	0	0	0	18.2	14	10	8	5	2	7	0	14	1	0	.203
Finnegan	1	0	7.63	5	5	0	0	0	0	15.1	23	14	13	3	0	9	0	13	0	0	.359
Garrett	3	1	4.22	6	6	0	0	0	0	21.1	25	15	10	2	0	6	0	14	2	0	.294
Guillon	0	0	0.00	3	0	0	2	0	0	1.2	1	0	0	0	0	2	0	3	0	0	.200
Heath	0	0	0.00	1	0	0	1	0	1	0.1	0	0	0	0	0	0	0	0	0	0	.000
Hendrix	0	0	0.00	2	0	0	0	0	0	1.1	0	0	0	0	0	1	0	2	0	0	.000
Hergert	0	0	0.00	3	0	0	1	0	0	3.0	1	0	0	0	0	2	0	5	0	0	.100
Hernandez	0	1	18.00	3	0	0	1	0	0	2.0	5	4	4	0	0	5	0	1	4	0	.455
Iglesias	0	0	1.29	4	0	0	0	0	0	7.0	5	1	1	0	0	3	0	5	0	0	.217
Lorenzen	1	1	5.56	7	0	0	1	0	0	11.1	14	7	7	2	0	6	0	3	0	0	.318
Luetge	2	0	2.61	9	0	0	3	0	0	10.1	7	3	3	2	1	4	0	10	1	0	.189
Lugo	0	0	1.89	1	0	0	0	0	0	0.1	5	8	7	2	0	2	0	1	0	0	.714
Mahle	0	1	7.20	3	0	0	2	0	0	5.0	8	5	4	2	1	1	0	5	0	0	.348
McMyne	1	0	0.00	1	0	0	1	0	0	0.2	0	0	0	0	0	0	0	1	0	0	.000
Mella	0	0	2.25	4	0	0	2	0	1	4.0	2	1	1	1	0	3	0	3	0	0	.154
Mitchell	0	1	0.00	7	0	0	0	0	0	5.2	5	6	0	0	0	3	0	5	1	0	.208
Ogando	0	0	8.44	5	0	0	0	0	0	5.1	7	5	5	1	1	4	0	3	1	0	.318
Orewiler	0	0	11.57	2	0	0	1	0	0	2.1	4	3	3	1	3	1	0	0	0	0	.444
Paulson	0	0	16.20	1	0	0	0	0	0	1.2	3	3	3	1	0	0	0	1	1	0	.375
Peralta	1	0	6.00	11	0	0	2	0	0	12.0	16	8	8	1	0	4	0	13	0	0	.327
Rainey	0	0	0.00	1	0	0	1	0	0	1.0	0	0	0	0	0	1	0	1	0	0	.000
Reed	0	1	7.08	6	4	0	0	0	0	20.1	21	17	16	2	2	9	0	20	1	0	.263
Romano	1	0	3.15	6	2	0	0	0	0	20.0	20	10	7	2	1	3	0	25	1	0	.263
Ross	0	0	9.00	1	0	0	1	0	1	1.0	3	1	1	1	0	0	0	1	0	0	.500
Routt	0	0	12.27	4	0	0	0	0	0	3.2	6	5	5	1	0	1	0	4	0	0	.333
Shackelford	0	1	23.14	4	0	0	2	0	0	2.1	6	8	6	1	1	4	0	1	0	0	.429
Stephens	0	0	3.86	4	0	0	1	0	0	7.0	6	3	3	1	0	3	0	7	0	0	.231
Stephenson	0	2	5.63	6	1	0	2	0	1	16.0	16	10	10	3	1	7	0	16	5	0	.250
Stock	0	0	0.00	1	0	0	0	0	0	0.1	1	0	0	0	0	0	0	0	0	0	.500
Storen	0	0	13.50	7	0	0	0	0	0	6.2	10	10	10	3	1	3	0	5	1	0	.345
Wood	0	0	6.75	8	0	0	0	0	0	6.2	9	6	5	0	0	3	0	6	2	0	.310
Wooten	0	0	0.00	1	0	0	0	0	0	1.0	0	0	0	0	0	0	0	0	0	0	.000
REDS	16	19	6.13	36	36	1	35	0	5	308.1	353	241	210	53	20	147	0	268	27	0	.287
OPPS	19	16	5.37	36	36	0	36	2	8	311.2	357	209	186	39	19	104	0	255	21	0	.286

APRIL: 11-13 (.254 avg, 4.63 era)

PLAYER	AVG	G	AB	R	H	TB	2B	3B	HR	RBI	SH	SF	HP	BB	IBB	SO	SB	CS	DP	GI			E	SLG	OBP
Alcantara	.200	15	20	3	4	5	1	0	0	0	0	0	0	1	0	9	0	0	0	2	.250	.238			
RIGHT	.250		4		1	1	0	0	0	0	0	0	0	0	0	0			0		.250	.250			
LEFT	.188		16		3	4	1	0	0	0	0	0	1	0	9			0			.250	.235			
Barnhart	.270	19	63	5	17	21	4	0	0	3	2	0	0	5	2	13	0	0	3	0	.333	.324			
RIGHT	.167		12		2	2	0	0	0	0	0	0	1	1	3			1			.167	.231			
LEFT	.294		51		15	19	4	0	0	3	2	0	0	4	1	10			2		.373	.345			
Cozart	.352	21	71	11	25	43	7	4	1	9	0	1	0	13	0	17	1	0	2	2	.606	.447			
Duvall	.247	23	89	16	22	49	6	0	7	17	0	1	0	6	0	23	2	1	1	0	.551	.292			
Ervin	.000	3	2	0	0	0	0	0	0	0	0	0	1	0	0	0	0	0	0	0	.000	.333			
Finnegan	.000	1	1	0	0	0	0	0	0	0	0	0	0	0	0	0	0	1	0	0	.000	.000			
Gennett	.280	20	50	7	14	27	4	0	3	12	0	0	0	1	0	9	0	0	0	0	.540	.294			
Hamilton	.213	22	94	10	20	23	1	1	0	3	1	1	0	7	0	19	10	1	0	0	.245	.265			
RIGHT	.105		19		2	2	0	0	0	0	0	0	0	0	0	4			0		.105	.105			
LEFT	.240		75		18	21	1	1	0	3	1	1	0	7	0	15			0		.280	.301			
Kivlehan	.300	15	20	1	6	7	1	0	0	3	0	0	1	3	0	8	0	0	0	0	.350	.417			
Lorenzen	.500	2	2	1	1	4	0	0	1	1	0	0	0	0	0	0	0	0	0	0	.000	.500			
Mesoraco	.400	2	5	1	2	2	0	0	0	0	0	0	1	0	2	0	0	0	0	0	.400	.500			
Peraza	.226	22	93	10	21	24	3	0	0	5	0	0	2	2	0	12	7	1	1	2	.258	.258			
Schebler	.244	23	82	12	20	49	5	0	8	18	0	0	1	8	0	20	1	0	1	1	.598	.319			
Suarez	.329	23	82	19	27	50	6	1	5	13	0	0	1	11	0	16	1	0	2	1	.610	.415			
Turner	.222	6	18	0	4	7	3	0	0	3	0	1	0	1	0	6	0	0	0	0	.389	.250			
Votto	.256	24	90	17	23	52	5	0	8	19	0	2	1	11	2	13	1	1	2	0	.578	.337			
Winker	.500	2	2	0	1	2	1	0	0	2	0	0	0	0	1	0	0	0	0	0	.000	.500			
Pitchers	.068	24	44	1	3	6	3	0	0	2	5	0	1	0	0	16	0	0	1	1	.136	.089			
REDS	.254	24	828	114	210	371	50	6	33	110	8	6	7	71	4	184	23	4	14	9	.448	.316			
OPPS	.237	24	803	117	190	341	42	5	33	112	4	5	8	98	6	224	15	8	14	20	.425	.324			

PITCHER	W	L	ERA	G	GS	CG	GF	SHO	SV	IP	H	R	ER	HR	HB	BB	IBB	SO	WP	BK	AVG
Adeleman	0	1	4.70	3	2	0	0	0	0	15.1	14	9	8	5	1	3	0	15	0	0	.241
Arroyo	2	2	7.20	5	5	0	0	0	0	25.0	26	20	20	6	0	9	0	18	1	0	.263
Astin	0	0	0.00	4	0	0	1	0	0	4.0	2	0	0	0	1	3	0	1	0	0	.154
Bonilla	0	0	7.20	1	0	0	0	0	0	5.0	3	4	4	1	1	3	0	6	1	0	.167
Cingrani	0	0	1.93	5	0	0	1	0	0	4.2	4	1	1	1	0	1	0	5	0	0	.222
Davis	0	1	11.17	3	3	0	0	0	0	9.2	18	13	12	3	0	7	0	9	2	0	.400
Feldman	1	2	3.25	5	5	0	0	0	0	27.2	24	10	10	3	0	13	1	24	0	0	.240
Finnegan	1	0	2.70	3	3	0	0	0	0	10.0	6	3	3	0	0	9	0	14	1	0	.171
Garrett	2	2	5.09	4	4	0	0	0	0	23.0	22	14	13	4	1	7	0	22	0	0	.250
Hernandez	0	0	0.00	1	0	0	0	0	0	2.2	0	0	0	0	0	0	0	5	0	0	.000
Iglesias	1	0	1.26	9	0	0	7	0	4	14.1	7	3	2	1	0	5	0	16	0	0	.149
Lorenzen	1	0	5.40	11	0	0	3	0	1	13.1	14	8	8	1	1	4	1	13	4	1	.264
Peralta	1	0	1.54	12	0	0	3	0	0	11.2	4	2	2	1	0	2	0	17	0	0	.105
Reed	1	1	6.00	6	1	0	1	0	0	12.0	7	8	8	2	0	11	2	15	2	0	.175
Romano	0	1	6.00	1	1	0	0	0	0	3.0	3	3	2	2	1	4	0	2	0	0	.250
Stephenson	0	1	8.71	6	0	0	3	0	0	10.1	15	11	10	3	0	10	1	17	1	1	.333
Storen	1	0	0.75	11	0	0	3	0	1	12.0	8	2	1	0	2	4	1	14	0	0	.182
Wood	0	2	5.23	12	0	0	2	0	0	10.1	13	6	6	0	0	3	0	11	0	1	.310
REDS	11	13	4.63	24	24	0	24	3	6	214.0	190	117	110	33	8	98	6	224	12	3	.237
OPPS	13	11	4.37	24	24	0	24	1	7	214.0	210	114	104	33	7	71	4	184	2	0	.254

MAY: 13-15 (.271 avg, 5.12 era)

PLAYER	AVG	G	AB	R	H	TB	2B	3B	HR	RBI	SH	SF	HP	BB	IBB	SO	SB	CS	GI		E	SLG	OBP
																			DP	PO			
Alcantara	.296	17	27	5	8	11	1	1	0	3	0	0	0	0	0	7	1	0	1	1	.407	.296	
RIGHT	.154		13		2	3	1	0	0	2	0	0	0	0	0	3			1		.231	.154	
LEFT	.429		14		6	8	0	1	0	1	0	0	0	0	0	4			0		.571	.429	
Barnhart	.269	17	52	4	14	21	4	0	1	3	2	2	1	3	1	9	1	0	3	0	.404	.310	
RIGHT	.250		8		2	2	0	0	0	0	1	0	1	0	0	4			0		.250	.333	
LEFT	.273		44		12	19	4	0	1	3	1	2	0	3	1	5			3		.432	.306	
Cozart	.344	24	96	19	33	57	6	0	6	18	0	2	0	14	0	18	1	0	1	2	.594	.420	
Duvall	.291	28	110	14	32	59	4	1	7	28	0	2	2	5	0	27	1	0	0	2	.536	.328	
Gennett	.313	22	48	7	15	21	2	2	0	6	0	0	1	4	0	17	0	0	1	1	.438	.377	
Hamilton	.288	27	118	27	34	47	4	3	1	14	1	0	0	9	0	27	18	3	2	1	.398	.339	
RIGHT	.294		34		10	13	1	1	0	4	0	0	0	0	0	6			1		.382	.294	
LEFT	.286		84		24	34	3	2	1	10	1	0	0	9	0	21			1		.405	.355	
Kivlehan	.188	21	32	4	6	15	0	0	3	3	0	0	0	2	0	8	0	1	0	1	.469	.235	
Mesoraco	.216	19	51	7	11	19	2	0	2	3	0	0	1	8	0	11	1	0	0	2	.373	.333	
Peraza	.300	27	100	14	30	42	3	3	1	11	0	0	2	3	0	14	7	1	0	0	.420	.333	
Schebler	.253	27	99	12	25	52	3	0	8	12	0	1	4	6	1	19	2	1	0	1	.525	.318	
Suarez	.255	28	102	11	26	45	4	0	5	17	0	1	1	10	0	30	2	2	4	2	.441	.325	
Turner	.000	7	9	0	0	0	0	0	0	0	0	0	0	0	0	3	0	0	1	0	.000	.000	
Votto	.309	28	94	22	29	54	7	0	6	23	0	1	2	28	2	16	0	0	2	1	.574	.472	
Pitchers	.098	28	51	0	5	6	1	0	0	1	3	0	1	1	0	26	0	0	1	2	.118	.132	
REDS	.271	28	989	146	268	449	41	10	40	142	6	9	15	93	4	232	34	8	16	16	.454	.340	
OPPS	.259	28	951	154	246	452	56	3	48	150	8	7	18	112	7	179	10	9	27	18	.475	.346	

PITCHER	W	L	ERA	G	GS	CG	GF	SHO	SV	IP	H	R	ER	HR	HB	BB	IBB	SO	WP	BK	AVG	OPP
																						AVG
Adleman	3	1	4.99	6	6	0	0	0	0	30.2	28	18	17	3	1	13	1	24	0	0	.248	
Arroyo	1	2	6.08	5	5	0	0	0	0	26.2	33	19	18	12	1	7	1	16	0	0	.306	
Astin	0	0	13.50	2	0	0	0	0	0	4.0	7	6	6	2	1	4	0	1	0	0	.389	
Bonilla	0	3	7.84	4	4	1	0	0	0	20.2	23	18	18	5	1	13	0	10	1	0	.291	
Brice	0	0	1.93	8	0	0	2	0	0	14.0	7	3	3	1	0	1	0	11	0	0	.146	
Buchanan	0	0	9.82	1	0	0	1	0	0	3.2	10	4	4	0	1	1	0	1	0	0	.476	
Davis	1	1	3.86	2	2	0	0	0	0	9.1	11	5	4	0	1	6	0	6	0	0	.314	
Feldman	3	2	5.08	6	6	1	0	1	0	33.2	34	21	19	4	3	9	1	27	0	0	.272	
Garrett	1	1	6.95	4	4	0	0	0	0	22.0	19	17	17	8	1	12	1	13	0	0	.232	
Iglesias	0	0	0.00	12	0	0	11	0	5	12.0	7	0	0	0	0	7	0	14	0	0	.163	
Lorenzen	2	1	1.20	11	0	0	3	0	0	15.0	10	2	2	1	2	7	0	13	3	0	.185	
Peralta	1	1	4.91	11	0	0	3	0	0	11.0	8	6	6	2	0	6	0	10	2	0	.200	
Reed	0	0	9.00	1	0	0	0	0	0	2.0	1	2	2	1	0	4	0	0	0	0	.167	
Stephenson	0	1	7.53	7	0	0	2	0	1	14.1	18	13	12	4	0	6	0	10	0	1	.310	
Storen	0	1	4.50	11	0	0	2	0	0	10.0	11	6	5	1	4	5	2	5	1	0	.282	
Wojciechowski	1	0	5.63	3	1	0	0	0	0	8.0	7	6	5	3	2	1	0	6	0	0	.233	
Wood	0	1	3.14	11	0	0	2	0	0	14.1	12	8	5	1	0	10	1	12	1	0	.231	
REDS	13	15	5.12	28	28	2	26	1	6	251.1	246	154	143	48	18	112	7	179	8	1	.259	
OPPS	15	13	4.84	28	28	0	28	0	8	252.2	268	146	136	40	15	93	4	232	6	3	.271	

JUNE: 10-17 (.256 avg, 5.97 era)

PLAYER	AVG	G	AB	R	H	TB	2B	3B	HR	RBI	SH	SF	HP	BB	IBB	SO	SB	CS	GI			E	SLG	OBP
																			DP					
Alcantara	.152	19	33	4	5	9	1	0	1	3	0	0	0	0	0	13	0	0	0	0	.273	.152		
RIGHT	.000		7		0	0	0	0	0	0	0	0	0	0	0	4			0		.000	.000		
LEFT	.192		26		5	9	1	0	1	3	0	0	0	0	0	9			0		.346	.192		
Arroyo	.000	1	0	0	0	0	0	0	0	0	1	0	0	0	0	0	0	0	0	0	.000	.000		
Barnhart	.300	18	50	2	15	24	7	1	0	5	0	0	0	4	1	6	0	0	2	0	.480	.352		
RIGHT	.111		9		1	2	1	0	0	2	0	0	0	0	0	2			2		.222	.111		
LEFT	.341		41		14	22	6	1	0	3	0	0	0	4	1	4			0		.537	.400		
Cozart	.250	14	56	10	14	25	3	1	2	6	0	0	1	5	0	12	0	0	0	3	.446	.323		
Duvall	.323	25	93	14	30	59	12	1	5	12	0	2	0	9	0	27	2	1	1	0	.634	.375		
Gennett	.302	23	86	19	26	58	5	0	9	24	0	0	0	5	0	19	1	1	5	2	.674	.341		
Hamilton	.214	24	98	12	21	30	4	1	1	3	0	0	0	7	0	28	5	1	1	0	.306	.267		
RIGHT	.143		28		4	7	1	0	1	0	0	0	0	0	0	11			0		.250	.143		
LEFT	.243		70		17	23	3	0	1	2	0	0	0	7	0	17			1		.329	.312		
Kivlehan	.229	20	35	4	8	14	0	0	2	6	0	0	0	3	0	10	0	0	1	0	.400	.289		
RIGHT	.206		34		7	13	0	0	2	6	0	0	0	3	0	10			1		.382	.270		
LEFT	1.000		1		1	1	0	0	0	0	0	0	0	0	0	0			0		.000	1.000		
Lorenzen	.000	1	1	0	0	0	0	0	0	0	0	0	0	0	0	0	0	0	0	0	.000	.000		
Mesoraco	.260	17	50	7	13	30	3	1	4	11	0	1	3	4	0	15	0	0	2	0	.600	.345		
Peraza	.232	26	99	5	23	31	0	1	2	8	0	1	2	0	0	19	1	2	2	3	.313	.245		
Schebler	.282	25	78	11	22	38	4	0	4	10	0	1	3	10	1	19	0	0	1	1	.487	.380		
Suarez	.190	27	84	15	16	27	3	1	2	12	0	1	4	16	0	25	0	0	2	2	.321	.343		
Turner	.250	3	4	0	1	1	0	0	0	0	0	0	0	0	0	1	0	0	0	0	.250	.250		
Votto	.364	27	99	20	36	70	7	0	9	15	0	0	0	16	3	8	2	0	1	0	.707	.452		
Winker	.222	2	9	1	2	3	1	0	0	2	0	0	0	0	0	0	0	0	0	0	.333	.222		
Pitchers	.087	27	46	1	4	4	0	0	0	1	4	0	0	1	0	22	0	0	1	3	.087	.106		
REDS	.256	27	921	125	236	423	50	7	41	118	5	6	13	80	5	224	11	5	19	14	.459	.323		
OPPS	.292	27	938	162	274	491	53	1	54	158	11	9	13	98	7	210	14	5	22	7	.523	.364		

PITCHER	W	L	ERA	G	GS	CG	GF	SHO	SV	IP	H	R	ER	HR	HB	BB	IBB	SO	WP	BK	AVG	OPP	
Adleman	2	2	4.18	5	5	0	0	0	0	28.0	25	14	13	8	2	15	0	29	0	0	.238		
Arroyo	0	2	9.31	4	4	0	0	0	0	19.1	35	20	20	5	1	3	1	11	0	0	.402		
Bailey	0	2	27.00	2	2	0	0	0	0	4.2	12	14	14	3	1	5	1	4	1	0	.462		
Bonilla	1	0	7.11	3	0	0	0	0	0	6.1	10	5	5	1	0	1	0	9	1	0	.357		
Brice	0	0	9.49	9	0	0	0	0	0	12.1	23	13	13	4	2	5	0	8	0	0	.418		
Buchanan	0	0	7.59	4	0	0	2	0	0	10.2	14	9	9	1	2	6	2	3	0	0	.326		
Castillo	0	0	3.38	2	2	0	0	0	0	10.2	10	4	4	3	0	8	0	14	0	0	.270		
Cingrani	0	0	2.79	10	0	0	3	0	0	9.2	8	3	3	3	0	2	0	9	1	0	.222		
Feldman	3	1	2.97	6	6	0	0	0	0	36.1	34	13	12	4	3	10	0	29	3	0	.246		
Finnegan	0	1	9.00	1	1	0	0	0	0	3.0	3	3	3	1	0	4	0	2	0	0	.273		
Garrett	0	3	12.15	4	4	0	0	0	0	13.1	21	19	18	7	0	10	1	14	1	0	.356		
Hernandez	0	0	2.84	4	0	0	2	0	0	6.1	2	2	2	2	0	3	0	7	0	0	.095		
Iglesias	1	2	3.75	12	0	0	11	0	5	12.0	7	5	5	1	0	4	0	16	0	0	.171		
Lorenzen	1	1	3.29	11	0	0	1	0	0	13.2	11	5	5	2	0	6	2	11	0	0	.220		
Peralta	1	0	3.95	13	0	0	2	0	0	13.2	14	6	6	2	1	3	0	7	0	0	.275		
Shackelford	0	0	13.50	1	0	0	0	0	0	2.2	5	4	4	2	0	1	0	3	0	0	.385		
Storen	1	1	3.48	12	0	0	1	0	0	10.1	9	4	4	1	0	4	0	8	0	0	.231		
Wojciechowski	0	1	7.43	3	3	0	0	0	0	13.1	19	12	11	3	0	3	0	12	0	0	.352		
Wood	0	1	5.25	11	0	0	5	0	0	12.0	12	7	7	1	1	5	0	14	0	0	.273		
REDS	10	17	5.97	27	27	0	27	1	5	238.1	274	162	158	54	13	98	7	210	7	0	.292		
OPPS	17	10	4.58	27	27	0	27	0	8	240.0	236	125	122	41	13	80	5	224	7	0	.256		

JULY: 8-18 (.229 avg, 5.35 era)

PLAYER	AVG	G	AB	R	H	TB	2B	3B	HR	RBI	SH	SF	HP	BB	IBB	SO	SB	CS	GI			E	SLG	OBP
																			DP	DP	DP			
Alcantara	.059	14	17	0	1	1	0	0	0	1	0	0	0	0	0	7	0	0	0	0	0	.059	.059	
RIGHT	.000		8		0	0	0	0	0	1	0	0	0	0	0	3				0		.000	.000	
LEFT	.111		9		1	1	0	0	0	0	0	0	0	0	0	4				0		.111	.111	
Barnhart	.215	21	65	6	14	21	1	0	2	9	1	0	0	8	2	14	1	0	0	1	.323	.301		
RIGHT	.176		17		3	6	0	0	1	1	0	0	0	3	1	3				0		.353	.300	
LEFT	.229		48		11	15	1	0	1	8	1	0	0	5	1	11				0		.313	.302	
Cozart	.291	17	55	8	16	33	4	2	3	6	0	0	0	9	0	5	0	0	2	1	.600	.391		
Duvall	.198	25	96	9	19	38	7	0	4	15	0	0	5	5	0	35	0	0	2	1	.396	.274		
Gennett	.310	24	84	14	26	46	2	0	6	17	0	0	2	7	0	21	1	0	2	3	.548	.376		
Hamilton	.283	24	99	14	28	35	3	2	0	6	0	1	0	8	0	20	11	2	1	0	.354	.333		
RIGHT	.244		41		10	13	1	1	0	2	0	0	0	2	0	9				0		.317	.279	
LEFT	.310		58		18	22	2	1	0	4	0	1	0	6	0	11				1		.379	.369	
Kivlehan	.125	16	24	5	3	8	2	0	1	2	0	0	0	4	0	5	1	0	1	0	.333	.250		
Mesoraco	.115	12	26	1	3	3	0	0	0	0	0	0	0	3	0	8	0	0	2	0	.115	.207		
Peraza	.253	24	75	3	19	22	0	0	1	3	1	0	0	5	1	8	0	1	0	2	.293	.300		
Schebler	.136	26	88	10	12	25	4	0	3	5	0	0	3	4	1	27	1	1	4	2	.284	.200		
Stephenson	.000	1	0	0	0	0	0	0	0	0	0	0	0	0	0	0	0	0	0	0	.000	.000		
Suarez	.256	25	90	10	23	39	4	0	4	9	0	0	0	14	0	28	0	1	4	1	.433	.356		
Turner	.222	5	9	2	2	2	0	0	0	0	0	0	0	2	0	3	0	0	0	1	.222	.364		
Votto	.274	26	84	9	23	37	0	1	4	14	0	2	3	23	3	16	0	0	6	1	.440	.438		
Winker	.200	5	5	1	1	1	0	0	0	0	0	0	0	4	0	1	0	0	0	0	.200	.556		
Pitchers	.154	26	39	1	6	7	1	0	0	3	8	0	0	0	0	16	0	0	1	1	.179	.154		
REDS	.229	26	856	93	196	318	28	5	28	90	10	3	13	96	7	214	15	5	25	14	.371	.315		
OPPS	.270	26	874	143	236	429	53	4	44	139	8	10	7	92	4	227	17	6	15	10	.491	.341		

PITCHER	W	L	ERA	G	GS	CG	GF	SHO	SV	IP	H	R	ER	HR	HB	BB	IBB	SO	WP	BK	AVG
Adleman	0	5	7.34	6	6	0	0	0	0	30.2	38	26	25	8	1	12	0	26	0	1	.306
Bailey	2	3	5.34	5	5	0	0	0	0	28.2	41	19	17	3	2	9	0	16	2	0	.345
Bonilla	0	0	13.50	1	0	0	0	0	0	2.0	2	3	3	1	0	3	0	0	0	0	.286
Brice	0	0	7.71	2	0	0	1	0	0	2.1	3	2	2	1	1	0	0	2	0	0	.300
Castillo	2	4	3.62	6	6	0	0	0	0	37.1	29	15	15	4	0	10	0	37	1	1	.213
Cingrani	0	0	10.00	10	0	0	3	0	0	9.0	13	10	10	5	1	3	0	10	0	0	.342
Feldman	0	2	13.50	2	2	0	0	0	0	6.0	10	9	9	4	0	2	0	6	0	0	.385
Hernandez	0	0	9.95	5	0	0	2	0	0	6.1	6	7	7	3	0	7	0	9	0	0	.250
Iglesias	0	0	2.92	10	0	0	9	0	3	12.1	10	4	4	1	0	2	0	15	0	0	.217
Lorenzen	1	0	6.57	11	0	0	2	0	0	12.1	13	10	9	2	0	6	1	14	1	0	.260
Peralta	0	1	2.45	11	0	0	2	0	0	11.0	9	4	3	1	0	3	1	10	0	0	.225
Romano	2	1	4.34	4	4	0	0	0	0	18.2	17	11	9	1	0	13	1	21	1	0	.250
Shackelford	0	0	4.50	1	0	0	1	0	0	2.0	2	1	1	0	1	0	0	3	0	0	.250
Stephens	1	0	5.40	1	1	0	0	0	0	5.0	6	3	3	2	0	1	0	8	0	0	.300
Stephenson	0	2	7.45	2	2	0	0	0	0	9.2	12	8	8	3	0	9	1	7	0	0	.316
Storen	0	0	4.82	10	0	0	1	0	0	9.1	8	5	5	3	1	3	0	10	0	0	.242
Wojciechowski	0	0	0.71	6	0	0	1	0	0	12.2	4	1	1	1	0	4	0	17	0	0	.098
Wood	0	0	3.09	9	0	0	4	0	0	11.2	13	5	4	1	0	5	0	16	2	0	.283
REDS	8	18	5.35	26	26	0	26	1	3	227.0	236	143	135	44	7	92	4	227	7	2	.270
OPPS	18	8	3.28	26	26	0	26	1	9	233.1	196	93	85	28	13	96	7	214	6	1	.229

AUGUST: 15-14 (.263 avg, 5.42 era)

PLAYER	AVG	G	AB	R	H	TB	2B	3B	HR	RBI	SH	SF	HP	BB	IBB	SO	SB	CS	DP	GI			E	SLG	OBP
Alcantara	.000	5	8	1	0	0	0	0	0	0	1	0	0	1	0	2	1	0	1	0	.000	.111			
RIGHT	.000		6		0	0	0	0	0	0	0	0	0	0	0	2			1		.000	.000			
LEFT	.000		2		0	0	0	0	0	0	1	0	0	1	0	0			0		.000	.333			
Barnhart	.278	24	72	5	20	29	3	0	2	13	0	1	1	15	3	16	2	0	3	0	.403	.404			
RIGHT	.400		10		4	7	0	0	1	3	0	0	0	4	2	0			0		.700	.571			
LEFT	.258		62		16	22	3	0	1	10	0	1	1	11	1	16			3		.355	.373			
Cozart	.278	21	72	16	20	36	1	0	5	9	0	0	2	12	0	10	0	0	0	1	.500	.395			
Duvall	.209	29	115	17	24	53	3	1	8	17	0	1	2	7	0	30	0	1	4	2	.461	.264			
Ervin	.462	7	13	4	6	13	1	0	2	6	0	0	0	1	0	3	0	0	1	1	.000	.500			
Gennett	.250	27	100	20	25	46	6	0	5	22	0	2	1	10	1	23	0	1	4	0	.460	.319			
Hamilton	.228	29	123	17	28	39	4	2	1	9	0	0	0	8	0	29	11	3	1	1	.317	.275			
RIGHT	.235		34		8	9	1	0	0	3	0	0	0	2	0	8			0		.265	.278			
LEFT	.225		89		20	30	3	2	1	6	0	0	0	6	0	21			1		.337	.274			
Kivlehan	.229	22	35	3	8	15	1	0	2	8	0	0	1	4	0	11	0	1	0	1	.429	.325			
Mesoraco	.111	6	9	1	1	1	0	0	0	0	0	0	1	2	0	2	0	0	0	0	.111	.333			
Peraza	.284	23	67	10	19	22	3	0	0	8	0	0	1	8	0	10	3	0	1	1	.328	.368			
Schebler	.351	12	37	9	13	27	3	1	3	11	0	1	2	4	1	7	0	1	0	0	.730	.432			
Suarez	.348	29	89	26	31	62	7	0	8	20	0	2	2	24	1	19	1	2	1	0	.697	.487			
Turner	.167	8	18	2	3	9	0	0	2	4	1	0	0	1	0	4	0	0	0	1	.500	.211			
Votto	.340	29	97	23	33	61	7	0	7	20	0	0	1	35	4	17	1	0	2	0	.629	.519			
Wallach	.000	1	4	0	0	0	0	0	0	0	0	0	0	0	0	1	0	0	0	0	.000	.000			
Winker	.310	21	58	10	18	31	1	0	4	6	0	0	0	9	0	13	1	0	2	1	.534	.403			
Pitchers	.136	29	59	1	8	8	0	0	0	0	8	0	0	0	0	30	0	0	0	2	.136	.136			
REDS	.263	29	976	165	257	452	40	4	49	153	10	7	14	141	10	227	20	9	20	11	.463	.362			
OPPS	.278	29	1002	162	279	460	59	7	36	152	14	8	19	114	6	251	10	7	14	17	.459	.360			

PITCHER	W	L	ERA	G	GS	CG	GF	SHO	SV	IP	H	R	ER	HR	HB	BB	IBB	SO	WP	BK	AVG	OPP		
Adeleman	0	1	4.30	7	1	0	3	0	0	14.2	13	7	7	2	0	5	0	12	1	0	.241			
Bailey	2	2	6.52	6	6	0	0	0	0	29.0	31	21	21	3	2	18	0	24	1	0	.279			
Bonilla	0	0	10.13	1	0	0	0	0	0	2.2	4	3	3	0	0	2	0	3	0	0	.333			
Brice	0	0	0.00	3	0	0	1	0	0	4.0	0	0	0	0	0	1	0	5	0	0	.000			
Castillo	0	3	2.76	5	5	0	0	0	0	29.1	18	10	9	3	3	13	1	32	1	0	.178			
Chacin	0	0	7.71	2	0	0	1	0	0	2.1	3	2	2	1	0	2	0	3	0	0	.333			
Farrell	0	0	0.00	1	0	0	0	0	0	3.0	1	0	0	0	0	2	0	3	0	0	.100			
Feldman	0	0	10.57	2	2	0	0	0	0	7.2	14	9	9	6	0	1	0	7	0	0	.400			
Gennett	0	0	18.00	1	0	0	1	0	0	1.0	2	2	2	1	1	1	0	0	0	0	.400			
Iglesias	0	0	2.30	13	0	0	13	0	7	15.2	17	4	4	1	1	7	1	20	1	0	.279			
Lorenzen	3	0	4.76	14	0	0	2	0	0	17.0	20	9	9	1	1	6	1	18	3	0	.290			
Mahle	0	1	5.40	1	1	0	0	0	0	5.0	4	3	3	0	1	4	0	5	0	0	.250			
Peralta	0	2	4.09	14	0	0	0	0	0	11.0	13	5	5	1	0	4	0	8	1	0	.302			
Romano	2	3	5.11	6	6	0	0	0	0	37.0	42	22	21	4	2	10	1	26	3	0	.292			
Shackelford	0	0	6.39	11	0	0	1	0	0	12.2	16	9	9	2	1	8	0	14	1	0	.308			
Stephenson	3	0	2.22	5	4	0	1	0	0	24.1	17	7	6	1	2	13	0	28	2	0	.195			
Storen	2	0	8.25	13	0	0	2	0	0	12.0	18	14	11	2	3	7	2	10	0	0	.367			
Wojciechowski	2	2	9.00	5	4	0	0	0	0	20.0	32	21	20	6	2	4	0	24	0	0	.352			
Wood	1	0	14.00	12	0	0	4	0	0	9.0	14	14	14	2	0	6	0	9	3	1	.341			
REDS	15	14	5.42	29	29	0	29	0	7	257.1	279	162	155	36	19	114	6	251	17	1	.278			
OPPS	14	15	5.31	29	29	0	29	3	5	254.0	257	165	150	49	14	141	10	227	13	1	.263			

SEPT / OCT: 11-17 (.245 avg, 4.46 era)

PLAYER	AVG	G	AB	R	H	TB	2B	3B	HR	RBI	SH	SF	HP	BB	IBB	SO	SB	CS	GI			E	SLG	OBP
																			DP					
Barnhart,T	.294	22	68	4	20	33	5	1	2	11	0	0	1	7	2	10	0	0	1	0	.485	.368		
RIGHT	.313		16		5	6	1	0	0	2	0	0	0	0	0	3			0		.375	.313		
LEFT	.288		52		15	27	4	1	2	9	0	0	1	7	2	7			1		.519	.383		
Cozart,Z	.250	25	88	16	22	46	3	0	7	15	0	1	0	9	0	16	1	0	0	2	.523	.316		
Duvall,A	.226	27	84	8	19	24	5	0	0	10	0	5	1	7	1	28	0	0	3	1	.286	.278		
Ervin,P	.209	18	43	4	9	13	1	0	1	4	1	0	1	2	0	12	4	1	0	1	.302	.261		
RIGHT	.209		43		9	13	1	0	1	4	1	0	1	2	0	12			0		.302	.261		
LEFT	.000		0		0	0	0	0	0	0	0	0	0	0	0	0			0		.000	.000		
Gennett,S	.326	25	92	13	30	47	3	1	4	16	0	0	0	3	0	25	1	0	3	3	.511	.347		
Hamilton,B	.260	13	50	5	13	21	1	2	1	3	3	0	0	5	0	10	4	3	0	1	.420	.327		
RIGHT	.214		14		3	6	0	0	1	1	0	0	0	1	0	3			0		.429	.267		
LEFT	.278		36		10	15	1	2	0	2	3	0	0	4	0	7			0		.417	.350		
Kivlehan,P	.188	21	32	6	6	12	1	1	1	4	0	1	1	6	1	19	0	0	0	0	.375	.325		
Peraza,J	.264	21	53	8	14	17	0	0	1	2	2	0	0	2	0	7	5	3	3	0	.321	.291		
Schebler,S	.202	28	89	9	18	38	6	1	4	11	0	2	1	7	1	33	1	0	1	0	.427	.263		
Suarez,E	.184	24	87	6	16	23	1	0	2	11	0	1	1	9	0	29	0	0	3	3	.264	.265		
Turner,S	.042	8	24	0	1	1	0	0	0	0	0	0	0	1	0	5	0	0	4	0	.042	.080		
Vincej,Z	.111	9	9	2	1	1	0	0	0	0	0	2	1	0	5	0	0	0	0	0	.111	.333		
Votto,J	.368	28	95	15	35	49	8	0	2	9	0	1	1	21	6	13	1	0	3	2	.516	.483		
Wallach,C	.143	5	7	0	1	1	0	0	0	0	0	0	0	0	0	4	0	0	0	1	.143	.143		
Winker,J	.298	17	47	9	14	27	4	0	3	5	1	0	0	2	0	9	0	1	0	0	.574	.327		
Pitchers	.106	28	47	5	5	7	2	0	0	1	3	0	1	2	0	23	0	0	1	3	.149	.160		
REDS	.245	28	915	110	224	360	40	6	28	102	10	11	10	84	11	248	17	8	22	17	.393	.312		
OPPS	.239	28	907	131	217	372	52	2	33	126	7	10	12	117	7	209	13	7	15	13	.410	.331		

PITCHER	W	L	ERA	G	GS	CG	GF	SHO	SV	IP	H	R	ER	HR	HB	BB	IBB	SO	WP	BK	AVG	OPP
Adeleman	0	1	15.00	3	0	0	1	0	0	3.0	6	5	5	3	1	3	0	2	0	0	.400	
Bailey	2	2	4.08	5	5	0	0	0	0	28.2	28	13	13	2	3	10	1	23	0	0	.262	
Castillo	1	0	2.25	2	2	0	0	0	0	12.0	7	3	3	1	0	1	0	15	0	0	.163	
Chacin	0	0	12.27	4	0	0	2	0	0	3.2	8	5	5	1	0	2	0	3	0	0	.421	
Davis	0	1	12.60	2	1	0	0	0	0	5.0	9	7	7	4	0	1	0	5	1	0	.375	
Farrell	0	0	3.68	8	0	0	3	0	0	7.1	4	3	3	1	0	5	0	4	0	0	.154	
Garrett	0	2	7.30	4	2	0	0	0	0	12.1	12	10	10	4	0	11	0	14	0	0	.261	
Hernandez	0	0	5.00	9	0	0	1	0	0	9.0	6	5	5	1	0	12	1	8	2	0	.188	
Iglesias	1	1	5.59	7	0	0	6	0	4	9.2	9	6	6	1	0	2	0	11	0	0	.237	
Lorenzen	0	2	6.17	12	0	0	3	0	1	11.2	10	9	8	2	0	5	0	11	1	0	.227	
Mahle	1	1	1.80	3	3	0	0	0	0	15.0	15	3	3	0	3	7	1	9	1	0	.254	
McGuire	1	1	2.63	6	2	0	2	0	0	13.2	10	6	4	1	1	2	0	11	0	0	.189	
Mella	0	0	6.75	2	0	0	1	0	0	4.0	5	3	3	1	0	2	1	1	0	0	.294	
Peralta	0	0	7.11	8	0	0	0	0	0	6.1	5	5	5	1	0	6	0	5	1	0	.238	
Reed	0	0	0.00	5	0	0	2	0	1	3.2	3	1	0	0	0	4	1	2	0	0	.214	
Romano	1	3	3.49	5	5	0	0	0	0	28.1	29	13	11	2	1	10	0	24	1	0	.271	
Shackelford	0	0	1.35	13	0	0	5	0	0	13.1	7	2	2	2	1	4	0	18	0	0	.156	
Stephens	1	1	4.50	6	3	0	1	0	0	20.0	13	10	10	4	1	8	0	13	1	0	.183	
Stephenson	2	2	2.77	5	5	0	0	0	0	26.0	19	13	8	1	0	15	1	24	2	0	.213	
Storen	0	0	9.00	1	0	0	0	0	0	1.0	3	1	1	0	0	0	0	1	0	0	.500	
Wojciechowski	1	0	8.64	8	0	0	1	0	0	8.1	9	8	8	1	1	7	1	5	1	0	.290	
REDS	11	17	4.46	28	28	0	28	2	6	242.0	217	131	120	33	12	117	7	209	11	0	.239	
OPPS	17	11	3.82	28	28	0	28	3	8	247.2	224	110	105	28	10	84	11	248	9	3	.245	

2017 REVIEW

1st Half: 39-49 (.260 ba, 5.05 era)

PLAYER	AVG	G	AB	R	H	TB	2B	3B	HR	RBI	SH	SF	HP	BB	IBB	SO	SB	CS	GI			SLG	OBP
																			DP	E			
Alcantara	.217	54	83	12	18	26	3	1	1	6	0	0	0	1	0	30	1	0	1	3	.313	.226	
RIGHT	.125		24		3	4	1	0	0	2	0	0	0	0	0	7			1		.167	.125	
LEFT	.254		59		15	22	2	1	1	4	0	0	0	1	0	23			0		.373	.267	
Arroyo	.000	1	0	0	0	0	0	0	0	0	1	0	0	0	0	0	0	0	0	0	.000	.000	
Barnhart	.273	62	187	16	51	75	16	1	2	13	4	2	1	18	5	33	1	0	8	1	.401	.337	
RIGHT	.171		35		6	10	1	0	1	3	1	0	1	4	2	11			3		.286	.275	
LEFT	.296		152		45	65	15	1	1	10	3	2	0	14	3	22			5		.428	.351	
Cozart	.316	66	247	42	78	135	18	6	9	35	0	3	1	33	0	48	2	0	3	7	.547	.394	
Duvall	.278	85	327	47	91	182	27	2	20	61	0	5	2	21	0	89	5	2	3	2	.557	.321	
Ervin	.000	3	2	0	0	0	0	0	0	0	0	0	0	1	0	0	0	0	0	0	.000	.333	
Finnegan	.000	1	1	0	0	0	0	0	0	0	0	0	0	0	0	0	0	0	1	0	.000	.000	
Gennett	.311	73	209	41	65	126	12	2	15	47	0	0	3	14	0	50	2	1	6	4	.603	.363	
Hamilton	.242	81	343	54	83	110	9	6	2	23	2	1	0	27	0	80	38	5	4	1	.321	.296	
RIGHT	.207		92		19	25	2	2	0	7	0	0	0	0	0	24			1		.272	.207	
LEFT	.255		251		64	85	7	4	2	16	2	1	0	27	0	56			3		.339	.326	
Kivlehan	.215	62	93	10	20	36	1	0	5	12	0	0	1	10	0	26	1	1	1	1	.387	.298	
RIGHT	.207		92		19	35	1	0	5	12	0	0	1	10	0	26			1		.380	.291	
LEFT	1.000		1		1	1	0	0	0	0	0	0	0	0	0	0			0		.000	1.000	
Lorenzen	.333	3	3	1	1	4	0	0	1	1	0	0	0	0	0	0	0	0	0	0	.333	.333	
Mesoraco	.234	40	111	15	26	51	5	1	6	14	0	1	4	13	0	30	1	0	2	2	.459	.333	
Peraza	.254	83	323	31	82	108	6	4	4	26	1	1	6	5	0	50	15	5	3	6	.334	.278	
Schebler	.254	84	295	40	75	156	15	0	22	44	0	2	8	25	3	68	3	1	6	4	.529	.327	
Suarez	.254	86	295	47	75	129	14	2	12	44	0	2	6	43	0	81	3	2	10	6	.437	.358	
Turner	.176	17	34	0	6	9	3	0	0	3	0	1	0	2	0	11	0	0	1	1	.265	.216	
Votto	.315	88	314	65	99	198	19	1	26	68	0	5	3	62	8	42	3	1	6	1	.631	.427	
Winker	.231	6	13	1	3	5	2	0	0	4	0	0	0	0	0	2	0	0	0	0	.385	.231	
Pitchers	.102	88	157	2	16	21	5	0	0	6	15	0	2	2	0	67	0	0	4	6	.134	.124	
REDS	.260	88	3037	424	789	1371	155	26	125	407	23	23	37	277	16	707	75	18	59	45	.451	.327	
OPPS	.262	88	2981	463	781	1403	164	10	146	449	25	23	43	331	20	696	45	25	71	47	.471	.342	

PITCHER	W	L	ERA	G	GS	CG	GF	SHO	SV	IP	H	R	ER	HR	HB	BB	IBB	SO	WP	BK	AVG	OPP	
Adleman	5	6	4.71	16	15	0	0	0	0	84.0	79	48	44	19	5	33	1	77	0	0	.249		
Arroyo	3	6	7.35	14	14	0	0	0	0	71.0	94	59	58	23	2	19	2	45	1	0	.320		
Astin	0	0	6.75	6	0	0	1	0	0	8.0	9	6	6	2	2	7	0	2	0	0	.290		
Bailey	2	2	8.31	4	4	0	0	0	0	17.1	27	16	16	4	1	9	1	12	2	0	.365		
Bonilla	1	3	7.59	8	4	1	0	0	0	32.0	36	27	27	7	2	17	0	25	3	0	.288		
Brice	0	0	5.65	19	0	0	3	0	0	28.2	33	18	18	6	3	6	0	21	0	0	.292		
Buchanan	0	0	8.16	5	0	0	3	0	0	14.1	24	13	13	1	3	7	2	4	0	0	.375		
Castillo	1	1	3.13	4	4	0	0	0	0	23.0	22	8	8	5	0	10	0	30	0	0	.253		
Cingrani	0	0	2.70	18	0	0	4	0	0	16.2	13	5	5	4	1	4	0	16	1	0	.213		
Davis	1	2	7.58	5	5	0	0	0	0	19.0	29	18	16	3	1	13	0	15	2	0	.363		
Feldman	7	6	3.94	18	18	1	0	1	0	102.2	97	48	45	13	6	33	2	86	3	0	.254		
Finnegan	1	1	4.15	4	4	0	0	0	0	13.0	9	6	6	1	0	13	0	16	1	0	.196		
Garrett	3	6	7.41	12	12	0	0	0	0	58.1	62	50	48	19	2	29	2	49	1	0	.271		
Hernandez	0	0	1.54	7	0	0	3	0	0	11.2	2	2	2	2	0	6	0	15	0	0	.054		
Iglesias	2	2	1.69	36	0	0	32	0	16	42.2	23	9	8	2	0	16	0	52	0	0	.159		
Lorenzen	4	2	2.93	37	0	0	7	0	1	46.0	37	15	15	4	3	19	3	42	8	1	.218		
Peralta	3	1	3.10	40	0	0	9	0	0	40.2	26	14	14	5	1	12	0	38	2	0	.184		
Reed	1	1	6.43	7	1	0	1	0	0	14.0	8	10	10	3	0	15	2	15	2	0	.174		
Romano	1	1	4.50	2	2	0	0	0	0	8.0	9	5	4	2	1	5	0	8	0	0	.290		
Shackelford	0	0	13.50	1	0	0	0	0	0	2.2	5	4	4	2	0	1	0	3	0	0	.385		
Stephens	1	0	5.40	1	1	0	0	0	0	5.0	6	3	3	2	0	1	0	8	0	0	.300		
Stephenson	0	2	8.03	13	0	0	5	0	1	24.2	33	24	22	7	0	16	1	27	1	2	.320		
Storen	2	2	2.80	37	0	0	7	0	1	35.1	30	13	11	2	7	15	3	28	1	0	.229		
Wojciechowski	1	1	6.45	7	4	0	1	0	0	22.1	27	18	16	6	2	4	0	20	0	0	.307		
Wood	0	4	4.43	37	0	0	10	0	0	40.2	41	24	20	2	1	21	1	42	3	1	.268		
REDS	39	49	5.05	88	88	2	86	6	19	781.2	781	463	439	146	43	331	20	696	31	4	.262		
OPPS	49	39	4.58	88	88	0	88	1	26	786.2	789	424	400	125	37	277	16	707	16	3	.260		

2nd Half: 29-45 (.246 ba, 5.30 era)

PLAYER	AVG	G	AB	R	H	TB	2B	3B	HR	RBI	SH	SF	HP	BB	IBB	SO	SB	CS	DP	GI			
																				E	SLG	OBP	
Alcantara	.000	16	22	1	0	0	0	0	0	1	1	0	0	1	0	8	1	0	1	0	.000	.043	
RIGHT	.000		14		0	0	0	0	0	1	0	0	0	0	0	5			1		.000	.000	
LEFT	.000		8		0	0	0	0	0	0	1	0	0	1	0	3			0		.000	.111	
Barnhart	.268	59	183	10	49	74	8	1	5	31	1	1	2	24	6	35	3	0	4	0	.404	.357	
RIGHT	.297		37		11	15	1	0	1	5	0	0	0	4	2	4			0		.405	.366	
LEFT	.260		146		38	59	7	1	4	26	1	1	2	20	4	31			4		.404	.355	
Cozart	.272	56	191	38	52	105	6	1	15	28	0	1	2	29	0	30	1	0	2	4	.550	.372	
Duvall	.212	72	260	31	55	100	10	1	11	38	0	6	8	18	1	81	0	1	8	4	.385	.277	
Ervin	.268	25	56	8	15	26	2	0	3	10	1	0	1	3	0	15	4	1	1	2	.464	.317	
RIGHT	.268		56		15	26	2	0	3	10	1	0	1	3	0	15			1		.464	.317	
LEFT	.000		0		0	0	0	0	0	0	0	0	0	0	0	0			0		.000	.000	
Gennett	.283	68	251	39	71	119	10	1	12	50	0	2	1	16	1	64	1	1	9	5	.474	.326	
Hamilton	.255	58	239	31	61	85	8	5	2	15	3	1	0	17	0	53	21	8	1	2	.356	.304	
RIGHT	.231		78		18	25	2	1	1	4	0	0	0	5	0	17			0		.321	.277	
LEFT	.267		161		43	60	6	4	1	11	3	1	0	12	0	36			1		.373	.316	
Kivlehan	.200	53	85	13	17	35	4	1	4	14	0	1	2	12	1	35	0	1	1	1	.412	.310	
Mesoraco	.133	16	30	2	4	4	0	0	0	0	0	0	1	5	0	8	0	0	2	0	.133	.278	
Peraza	.268	60	164	19	44	50	3	0	1	11	2	0	1	15	1	20	8	3	4	2	.305	.333	
Schebler	.197	57	178	23	35	73	10	2	8	23	0	3	6	14	2	57	2	2	1	1	.410	.274	
Stephenson	.000	1	0	0	0	0	0	0	0	0	0	0	0	0	0	0	0	0	0	0	.000	.000	
Suarez	.268	70	239	40	64	117	11	0	14	38	0	3	3	41	1	66	1	3	6	3	.490	.378	
Turner	.104	20	48	4	5	11	0	0	2	4	1	0	0	3	0	11	0	0	4	1	.229	.157	
Vincej	.111	9	9	2	1	1	0	0	0	0	0	0	2	1	0	5	0	0	0	0	.111	.333	
Votto	.327	74	245	41	80	125	15	0	10	32	0	1	5	72	12	41	2	0	10	3	.510	.486	
Wallach	.091	6	11	0	1	1	0	0	0	0	0	0	0	0	0	5	0	0	0	1	.091	.091	
Winker	.306	41	108	20	33	59	5	0	7	11	1	0	0	15	0	22	1	1	2	1	.546	.390	
Pitchers	.109	74	128	7	14	16	2	0	0	2	17	0	1	2	0	66	0	0	1	6	.125	.130	
REDS	.246	74	2447	329	601	1001	94	12	94	308	27	19	35	288	25	622	45	21	57	36	.409	.331	
OPPS	.265	74	2494	406	661	1142	151	12	102	388	27	26	34	300	17	604	34	17	36	38	.458	.349	

PITCHER	W	L	ERA	G	GS	CG	GF	SHO	SV	IP	H	R	ER	HR	HB	BB	IBB	SO	WP	BK	AVG	OPP
																						AVG
Adeleman	0	5	7.28	14	5	0	4	0	0	38.1	45	31	31	10	1	18	0	31	1	1	.296	
Bailey	4	7	5.99	14	14	0	0	0	0	73.2	85	51	49	7	7	33	1	55	2	0	.294	
Bonilla	0	0	11.57	2	0	0	0	0	0	4.2	6	6	6	1	0	5	0	3	0	0	.316	
Brice	0	0	0.00	3	0	0	1	0	0	4.0	0	0	0	0	0	1	0	5	0	0	.000	
Castillo	2	6	3.12	11	11	0	0	0	0	66.1	42	24	23	6	3	22	1	68	2	1	.183	
Chacin	0	0	10.50	6	0	0	3	0	0	6.0	11	7	7	2	0	4	0	6	0	0	.393	
Cingrani	0	0	5.19	29	0	0	11	0	0	26.0	27	17	15	6	0	8	0	36	3	0	.267	
CIN	0	0	12.15	7	0	0	3	0	0	6.2	12	9	9	5	0	2	0	8	0	0	.387	
Davis	0	1	12.60	2	1	0	0	0	0	5.0	9	7	7	4	0	1	0	5	1	0	.375	
Farrell	0	0	2.61	9	0	0	3	0	0	10.1	5	3	3	1	0	7	0	7	0	0	.139	
Feldman	0	1	14.54	3	3	0	0	0	0	8.2	19	14	14	8	0	2	0	7	0	0	.452	
Garrett	0	2	7.30	4	2	0	0	0	0	12.1	12	10	10	4	0	11	0	14	0	0	.261	
Gennett	0	0	18.00	1	0	0	1	0	0	1.0	2	2	2	1	1	1	0	0	0	0	.400	
Hernandez	0	0	8.53	12	0	0	2	0	0	12.2	12	12	12	4	0	16	1	14	2	0	.250	
Iglesias	1	1	3.51	27	0	0	25	0	12	33.1	34	13	13	3	1	11	1	40	1	0	.260	
Lorenzen	4	2	6.32	33	0	0	7	0	1	37.0	41	28	26	5	1	15	2	38	4	0	.273	
Mahle	1	2	2.70	4	4	0	0	0	0	20.0	19	6	6	0	4	11	1	14	1	0	.253	
McGuire	1	1	2.63	6	2	0	2	0	0	13.2	10	6	4	1	1	2	0	11	0	0	.189	
Mella	0	0	6.75	2	0	0	1	0	0	4.0	5	3	3	1	0	2	1	1	0	0	.294	
Peralta	0	3	4.88	29	0	0	1	0	0	24.0	27	14	13	3	0	12	1	19	2	0	.293	
Reed	0	0	0.00	5	0	0	2	0	1	3.2	3	1	0	0	0	4	1	2	0	0	.214	
Romano	4	7	4.44	14	14	0	0	0	0	79.0	82	44	39	7	3	32	2	65	5	0	.273	
Shackelford	0	0	3.86	25	0	0	7	0	0	28.0	25	12	12	4	3	12	0	35	1	0	.238	
Stephens	1	1	4.50	6	3	0	1	0	0	20.0	13	10	10	4	1	8	0	13	1	0	.183	
Stephenson	5	4	3.30	12	11	0	1	0	0	60.0	48	28	22	5	2	37	2	59	4	0	.224	
Storen	2	0	7.45	21	0	0	2	0	0	19.1	27	19	16	5	3	8	2	20	0	0	.342	
Wojciechowski	3	2	6.53	18	4	0	1	0	0	40.0	44	30	29	8	3	15	1	44	1	0	.277	
Wood	1	0	8.64	18	0	0	7	0	0	16.2	23	16	16	3	0	8	0	20	3	1	.319	
REDS	29	45	5.30	74	74	0	74	2	14	648.1	661	406	382	102	34	300	17	604	31	3	.265	
OPPS	45	29	4.15	74	74	0	74	7	19	655.0	601	329	302	94	35	288	25	622	27	5	.246	

Reds vs Lefthanders

BATTER	AVG	G	AB	R	H	2B	3B	HR	RBI	SH	SF	HP	BB	SO	SB	CS	DP	GI
Alcantara	.079	26	38	2	3	1	0	0	3	0	0	0	0	12	0	0	2	
Barnhart	.236	50	72	6	17	2	0	2	8	1	0	1	8	15	0	0	3	
Cozart	.337	63	98	22	33	9	1	6	12	0	1	2	14	16	2	0	2	
Duvall	.279	82	140	21	39	11	0	10	25	0	2	3	14	35	1	1	4	
Ervin	.412	11	17	2	7	1	0	0	4	0	0	0	2	3	1	0	0	
Gennett	.248	73	109	16	27	5	0	4	20	0	0	1	5	34	0	0	1	
Hamilton	.219	80	169	18	37	4	3	1	11	0	0	0	5	41	8	4	1	
Kivlehan	.239	56	71	8	17	0	0	5	8	0	0	1	9	23	0	1	1	
Mesoraco	.180	30	50	4	9	3	1	1	1	0	0	2	7	13	1	0	2	
Peraza	.282	70	131	15	37	2	1	1	10	0	0	0	7	18	6	4	5	
Schebler	.276	74	134	12	37	11	0	6	18	0	1	2	1	30	2	1	1	
Suarez	.276	78	127	22	35	11	0	6	19	0	1	2	23	37	3	2	6	
Turner	.125	18	32	1	4	0	0	1	2	0	0	0	0	7	0	0	0	
Vincej	.000	2	2	0	0	0	0	0	0	0	0	0	0	2	0	0	0	
Votto	.292	102	154	23	45	10	0	10	28	0	2	5	36	30	0	0	4	
Wallach	.000	2	2	0	0	0	0	0	0	0	0	0	0	1	0	0	0	
Winker	.120	22	25	5	3	2	0	0	0	0	0	0	1	4	0	0	0	
Pitchers	.103		78	2	8	2	0	1	4	6	0	1	2	35	0	0	1	
TOTALS	.247		1449	179	358	74	6	54	173	7	7	20	134	356	24	13	33	

PITCHER	AVG	AB	H	HR	HB	BB	SO
Adleman	.269	208	56	17	4	25	38
Arroyo	.297	111	33	13	1	11	19
Astin	.286	14	4	1	1	3	0
Bailey	.277	177	49	4	3	27	29
Bonilla	.348	66	23	5	0	11	8
Brice	.191	47	9	4	2	2	9
Buchanan	.400	25	10	0	0	6	2
Castillo	.185	146	27	5	2	14	40
Chacin	.462	13	6	2	0	2	2
Cingrani	.293	41	12	6	1	1	11
Davis	.370	46	17	4	0	9	8
Farrell	.125	16	2	1	0	4	3
Feldman	.286	203	58	12	1	18	39
Finnegan	.167	6	1	0	0	2	3
Garrett	.298	57	17	5	0	7	18
Gennett	.333	3	1	0	1	1	0
Hernandez	.244	41	10	4	0	11	7
Iglesias	.256	129	33	2	1	20	35
Lorenzen	.246	142	35	6	0	19	33
Mahle	.286	21	6	0	0	7	3
McGuire	.185	27	5	0	0	2	5
Mella	.250	8	2	0	0	2	0
Peralta	.214	98	21	2	1	13	25
Reed	.111	18	2	1	0	4	7
Romano	.274	157	43	4	2	19	37
Shackelfor	.275	51	14	3	0	9	19
Stephens	.237	38	9	3	1	5	8
Stephenson	.250	132	33	5	1	28	34
Storen	.288	80	23	2	4	11	19
Wojciechowski	.317	123	39	7	2	11	30
Wood	.380	92	35	4	1	12	25
TOTALS	.272	2336	635	122	29	316	516



Reds vs Righthanders

BATTER	AVG	G	AB	R	H	2B	3B	HR	RBI	SH	SF	HP	BB	SO	SB	CS	DP	GI
Alcantara	.224	56	67	11	15	2	1	1	4	1	0	0	2	26	2	0	0	
Barnhart	.279	115	298	20	83	22	2	5	36	4	3	2	34	53	4	0	9	
Cozart	.285	118	340	58	97	15	6	18	51	0	3	1	48	62	1	0	3	
Duvall	.239	152	447	57	107	26	3	21	74	0	9	7	25	135	4	2	7	
Ervin	.195	23	41	6	8	1	0	3	6	1	0	1	2	12	3	1	1	
Gennett	.310	136	352	64	109	17	3	23	77	0	2	3	25	80	3	2	14	
Hamilton	.259	133	413	67	107	13	8	3	27	5	2	0	39	92	51	9	4	
Kivlehan	.187	83	107	15	20	5	1	4	18	0	1	2	13	38	1	1	1	
Mesoraco	.231	48	91	13	21	2	0	5	13	0	1	3	11	25	0	0	2	
Peraza	.250	131	356	35	89	7	3	4	27	3	1	7	13	52	17	4	2	
Schebler	.215	129	339	51	73	14	2	24	49	0	4	12	38	95	3	2	6	
Suarez	.256	149	407	65	104	14	2	20	63	0	4	7	61	110	1	3	10	
Turner	.140	30	50	3	7	3	0	1	5	1	1	0	5	15	0	0	5	
Vincej	.143	7	7	2	1	0	0	0	0	0	0	2	1	3	0	0	0	
Votto	.331	156	405	83	134	24	1	26	72	0	4	3	98	53	5	1	12	
Wallach	.111	6	9	0	1	0	0	0	0	0	0	0	0	4	0	0	0	
Winker	.344	44	96	16	33	5	0	7	15	1	0	0	14	20	1	1	2	
Pitchers	.110		210	8	23	5	0	0	5	27	0	2	2	98	0	0	5	
TOTALS	.256		4035	574	1032	175	32	165	542	43	35	52	431	973	96	26	83	

PITCHER	AVG	AB	H	HR	HB	BB	SO
Adleman	.261	261	68	12	2	26	70
Arroyo	.333	183	61	10	1	8	26
Astin	.294	17	5	1	1	4	2
Bailey	.339	186	63	7	5	15	38
Bonilla	.244	78	19	3	2	11	20
Brice	.308	78	24	2	1	5	17
Buchanan	.359	39	14	1	3	1	2
Castillo	.216	171	37	6	1	18	58
Chacin	.333	15	5	0	0	2	4
Cingrani	.255	51	13	3	0	5	13
Davis	.362	58	21	3	1	5	12
Farrell	.150	20	3	0	0	3	4
Feldman	.262	221	58	9	5	17	54
Finnegan	.200	40	8	1	0	11	13
Garrett	.261	218	57	18	2	33	45
Gennett	.500	2	1	1	0	0	0
Hernandez	.091	44	4	2	0	11	22
Iglesias	.163	147	24	3	0	7	57
Lorenzen	.242	178	43	3	4	15	47
Mahle	.241	54	13	0	4	4	11
McGuire	.192	26	5	1	1	0	6
Mella	.333	9	3	1	0	0	1
Peralta	.237	135	32	6	0	11	32
Reed	.214	42	9	2	0	15	10
Romano	.276	174	48	5	2	18	36
Shackelfor	.239	67	16	3	3	4	19
Stephens	.189	53	10	3	0	4	13
Stephenson	.259	185	48	7	1	25	52
Storen	.262	130	34	5	6	12	29
Wojciechowski	.258	124	32	7	3	8	34
Wood	.218	133	29	1	0	17	37
TOTALS	.257	3139	807	126	48	315	784



Reds at Great American Ball Park

BATTER	AVG	G	AB	R	H	2B	3B	HR	RBI	SH	SF	HP	BB	SO	SB	CS	GI	
																	DP	E
Alcantara	.217	38	60	10	13	2	1	1	5	1	0	0	2	21	2	0	2	3
Barnhart	.253	61	178	10	45	10	1	2	18	2	1	2	21	37	4	0	5	0
Cozart	.327	67	248	52	81	15	3	12	35	0	3	1	32	41	2	0	3	6
Duvall	.232	79	285	35	66	15	2	12	47	0	4	7	22	92	4	1	8	3
Ervin	.150	10	20	1	3	0	0	1	2	0	0	0	1	6	1	0	1	1
Gennett	.307	69	218	42	67	13	0	16	57	0	0	1	14	56	1	0	10	2
Hamilton	.275	71	291	49	80	10	8	3	22	3	2	0	20	63	31	11	4	2
Kivlehan	.278	56	79	13	22	4	0	4	17	0	1	3	15	22	1	2	1	1
Mesoraco	.208	28	72	10	15	2	1	4	7	0	1	1	11	18	0	0	1	2
Peraza	.218	70	225	25	49	3	3	3	18	0	0	3	9	39	10	3	2	1
Schebler	.198	70	222	27	44	1	1	13	28	0	3	12	21	62	4	2	2	1
Suarez	.274	77	252	51	69	14	2	21	49	0	1	4	41	70	0	3	5	3
Turner	.135	18	37	4	5	0	0	2	5	0	1	0	3	12	0	0	0	1
Vincej	.000	4	5	1	0	0	0	0	0	0	0	1	1	4	0	0	0	0
Votto	.328	81	265	55	87	18	0	20	58	0	3	1	75	46	3	0	9	1
Wallach	.200	2	5	0	1	0	0	0	0	0	0	0	0	1	0	0	0	0
Winker	.259	24	58	11	15	3	0	2	5	1	0	0	9	12	0	0	1	0
Pitchers	.116	81	155	6	18	4	0	1	7	13	0	1	0	75	0	0	1	5
TOTALS	.254	81	2675	402	680	114	22	117	380	20	20	37	297	677	63	22	55	32

PITCHER	ERA	W	L	G	GS	CG	SHO	SV	IP	AB	H	R	ER	HR	HB	BB	SO	WP	OPP
																			AVG
Adleman	5.24	4	4	15	11	0	0	0	68.2	264	68	40	40	17	4	25	69	0	.258
Arroyo	6.17	3	3	8	8	0	0	0	42.1	171	51	30	29	12	1	8	30	0	.298
Astin	8.10	0	0	3	0	0	0	0	3.1	15	6	3	3	2	1	3	1	0	.400
Bailey	7.90	1	6	9	9	0	0	0	41.0	167	55	36	36	7	4	16	30	2	.329
Bonilla	9.00	1	1	5	1	0	0	0	16.0	61	17	16	16	3	2	11	13	1	.279
Brice	4.08	0	0	11	0	0	0	0	17.2	65	15	8	8	3	2	5	15	0	.231
Buchanan	4.91	0	0	2	0	0	0	0	7.1	27	7	4	4	1	1	3	1	0	.259
Castillo	3.40	1	4	7	7	0	0	0	45.0	155	28	18	17	7	2	17	49	1	.181
Chacin	8.10	0	0	3	0	0	0	0	3.1	14	5	3	3	1	0	3	4	0	.357
Cingrani	6.00	0	0	12	0	0	0	0	12.0	48	13	8	8	4	0	2	9	1	.271
SEAS TOTAL	4.50	0	0	19	0	0	0	0	18.0	69	17	9	9	4	0	5	18	2	.246
Davis	7.63	1	2	4	4	0	0	0	15.1	63	21	14	13	5	1	8	13	1	.333
Farrell	4.50	0	0	4	0	0	0	0	6.0	22	4	3	3	1	0	7	5	0	.182
SEAS TOTAL	8.31	0	0	5	1	0	0	0	8.2	37	11	8	8	2	0	10	7	0	.297
Feldman	3.76	4	3	10	10	1	1	0	55.0	202	47	24	23	8	3	18	42	1	.233
Finnegan	2.25	1	0	2	2	0	0	0	8.0	25	2	2	2	0	0	4	10	1	.080
Garrett	6.67	1	2	6	5	0	0	0	29.2	111	30	23	22	9	1	16	22	1	.270
Hernandez	9.00	0	0	8	0	0	0	0	10.0	37	8	10	10	5	0	8	12	0	.216
Iglesias	1.81	3	1	38	0	0	0	14	44.2	159	32	10	9	1	0	11	48	0	.201
Lorenzen	4.47	3	0	37	0	0	0	2	44.1	174	42	23	22	3	3	19	42	6	.241
Mahle	5.40	0	1	1	1	0	0	0	5.0	16	4	3	3	0	1	4	5	0	.250
McGuire	0.00	0	0	3	0	0	0	0	4.0	13	1	0	0	0	1	0	3	0	.077
Mella	9.00	0	0	1	0	0	0	0	2.0	8	2	2	2	0	0	2	1	0	.250
Peralta	3.56	1	1	34	0	0	0	0	30.1	114	31	13	12	4	0	12	31	2	.272
Reed	7.59	1	1	8	1	0	0	1	10.2	34	6	9	9	3	0	16	7	2	.176
Romano	4.91	3	4	8	8	0	0	0	44.0	164	43	25	24	6	2	21	35	3	.262
Shackelfor	5.52	0	0	12	0	0	0	0	14.2	56	15	9	9	4	0	9	13	1	.268
Stephens	5.52	1	0	3	3	0	0	0	14.2	56	13	9	9	5	0	4	13	0	.232
Stephenson	3.54	4	3	12	6	0	0	1	48.1	174	41	21	19	4	0	25	57	2	.236
Storen	3.64	2	1	31	0	0	0	1	29.2	107	24	13	12	4	8	12	31	1	.224
Wojciechowski	4.42	3	2	12	5	0	0	0	38.2	146	35	21	19	6	1	12	45	0	.240
Wood	5.08	1	3	26	0	0	0	0	28.1	110	26	17	16	2	1	13	31	3	.236
SEAS TOTAL	4.19	3	3	37	0	0	0	0	38.2	151	37	19	18	2	1	14	45	4	.245
TOTALS	4.89	39	42	81	81	1	3	19	740.0	2778	692	417	402	127	39	314	687	29	.249

Reds On The Road

BATTER	AVG	G	AB	R	H	2B	3B	HR	RBI	SH	SF	HP	BB	SO	SB	CS	GI	
																	DP	E
Alcantara	.111	32	45	3	5	1	0	0	2	0	0	0	0	17	0	0	0	0
Barnhart	.286	60	192	16	55	14	1	5	26	3	2	1	21	31	0	0	7	1
Cozart	.258	55	190	28	49	9	4	12	28	0	1	2	30	37	1	0	2	5
Duvall	.265	78	302	43	80	22	1	19	52	0	7	3	17	78	1	2	3	3
Ervin	.316	18	38	7	12	2	0	2	8	1	0	1	3	9	3	1	0	1
Gennett	.284	72	243	38	69	9	3	11	40	0	2	3	16	58	2	2	5	7
Hamilton	.220	68	291	36	64	7	3	1	16	2	0	0	24	70	28	2	1	1
Kivlehan	.152	59	99	10	15	1	1	5	9	0	0	0	7	39	0	0	1	1
Mesoraco	.217	28	69	7	15	3	0	2	7	0	0	4	7	20	1	0	3	0
Peraza	.294	73	262	25	77	6	1	2	19	3	1	4	11	31	13	5	5	7
Schebler	.263	71	251	36	66	24	1	17	39	0	2	2	18	63	1	1	5	4
Suarez	.248	79	282	36	70	11	0	5	33	0	4	5	43	77	4	2	11	6
Turner	.133	19	45	0	6	3	0	0	2	1	0	0	2	10	0	0	5	1
Vincej	.250	5	4	1	1	0	0	0	0	0	0	1	0	1	0	0	0	0
Votto	.313	81	294	51	92	16	1	16	42	0	3	7	59	37	2	1	7	3
Wallach	.000	4	6	0	0	0	0	0	0	0	0	0	0	4	0	0	0	1
Winker	.333	23	63	10	21	4	0	5	10	0	0	0	6	12	1	1	1	1
Pitchers	.098	81	133	4	13	3	0	0	2	20	0	2	4	58	0	0	5	7
TOTALS	.253	81	2809	351	710	135	16	102	335	30	22	35	268	652	57	17	61	49

PITCHER	ERA	W	L	G	GS	CG	SHO	SV	IP	AB	H	R	ER	HR	HB	BB	SO	WP	OPP
																			AVG
Adleman	5.87	1	7	15	9	0	0	0	53.2	205	56	39	35	12	2	26	39	1	.273
Arroyo	9.10	0	3	6	6	0	0	0	28.2	123	43	29	29	11	1	11	15	1	.350
Astin	5.79	0	0	3	0	0	0	0	4.2	16	3	3	3	0	1	4	1	0	.188
Bailey	5.22	5	3	9	9	0	0	0	50.0	196	57	31	29	4	4	26	37	2	.291
Bonilla	7.40	0	2	5	3	1	0	0	20.2	83	25	17	17	5	0	11	15	2	.301
Brice	6.00	0	0	11	0	0	0	0	15.0	60	18	10	10	3	1	2	11	0	.300
Buchanan	11.57	0	0	3	0	0	0	0	7.0	37	17	9	9	0	2	4	3	0	.459
Castillo	2.84	2	3	8	8	0	0	0	44.1	162	36	14	14	4	1	15	49	1	.222
Chacin	13.50	0	0	3	0	0	0	0	2.2	14	6	4	4	1	0	1	2	0	.429
Cingrani	4.76	0	0	13	0	0	0	0	11.1	44	12	6	6	5	1	4	15	0	.273
SEAS TOTAL	4.01	0	0	28	0	0	0	0	24.2	93	23	13	11	6	1	7	34	2	.247
Davis	10.38	0	1	3	2	0	0	0	8.2	41	17	11	10	2	0	6	7	2	.415
Farrell	0.00	0	0	5	0	0	0	0	4.1	14	1	1	0	0	0	0	2	0	.071
Feldman	5.75	3	4	11	11	0	0	0	56.1	222	69	38	36	13	3	17	51	2	.311
Finnegan	7.20	0	1	2	2	0	0	0	5.0	21	7	4	4	1	0	9	6	0	.333
Garrett	7.90	2	6	10	9	0	0	0	41.0	164	44	37	36	14	1	24	41	0	.268
Gennett	18.00	0	0	1	0	0	0	0	1.0	5	2	2	2	1	1	1	0	0	.400
Hernandez	2.51	0	0	11	0	0	0	0	14.1	48	6	4	4	1	0	14	17	2	.125
Iglesias	3.45	0	2	25	0	0	0	14	31.1	117	25	12	12	4	1	16	44	1	.214
Lorenzen	4.42	5	4	33	0	0	0	0	38.2	146	36	20	19	6	1	15	38	6	.247
Mahle	1.80	1	1	3	3	0	0	0	15.0	59	15	3	3	0	3	7	9	1	.254
McGuire	3.72	1	1	3	2	0	0	0	9.2	40	9	6	4	1	0	2	8	0	.225
Mella	4.50	0	0	1	0	0	0	0	2.0	9	3	1	1	1	0	0	0	0	.333
Peralta	3.93	2	3	35	0	0	0	0	34.1	119	22	15	15	4	1	12	26	2	.185
Reed	1.29	0	0	4	0	0	0	0	7.0	26	5	2	1	0	0	3	10	0	.192
Romano	3.98	2	4	8	8	0	0	0	43.0	167	48	24	19	3	2	16	38	2	.287
Shackelfor	3.94	0	0	14	0	0	0	0	16.0	62	15	7	7	2	3	4	25	0	.242
Stephens	3.48	1	1	4	1	0	0	0	10.1	35	6	4	4	1	1	5	8	1	.171
Stephenson	6.19	1	3	13	5	0	0	0	36.1	143	40	31	25	8	2	28	29	3	.280
Storen	5.40	2	1	27	0	0	0	0	25.0	103	33	19	15	3	2	11	17	0	.320
Wojciechowski	9.89	1	1	13	3	0	0	0	23.2	101	36	27	26	8	4	7	19	1	.356
Wood	6.21	0	1	29	0	0	0	0	29.0	115	38	23	20	3	0	16	31	3	.330
SEAS TOTAL	6.81	0	1	35	0	0	0	0	35.2	143	47	30	27	6	0	19	39	3	.329
TOTALS	5.47	29	52	81	81	1	5	14	690.0	2697	750	452	419	121	38	317	613	33	.278

Reds During The Day

BATTER	AVG	G	AB	R	H	2B	3B	HR	RBI	SH	SF	HP	BB	SO	SB	CS	GI	
																	DP	E
Alcantara	.218	28	55	6	12	2	0	1	4	0	0	0	1	17	1	0	2	3
Barnhart	.285	45	137	9	39	10	1	2	23	1	1	0	18	30	0	0	2	0
Cozart	.295	40	139	22	41	5	4	7	24	0	2	1	18	29	0	0	1	5
Duvall	.276	60	214	27	59	16	1	10	36	0	4	5	17	65	2	1	6	2
Ervin	.276	14	29	5	8	1	0	1	6	1	0	0	1	7	1	1	0	0
Gennett	.273	57	187	28	51	8	0	7	35	0	0	1	10	49	1	0	3	3
Hamilton	.250	49	196	26	49	5	5	1	7	2	1	0	16	39	15	5	1	1
Kivlehan	.183	46	71	9	13	1	0	4	9	0	0	1	7	23	1	1	2	0
Mesoraco	.250	17	48	6	12	4	1	2	4	0	0	0	7	16	1	0	1	1
Peraza	.267	53	191	25	51	1	3	3	12	3	1	3	9	29	11	4	5	4
Schebler	.223	56	188	27	42	12	1	13	30	0	2	5	13	54	0	1	3	4
Suarez	.277	60	202	39	56	10	1	13	26	0	2	3	32	53	2	3	5	7
Turner	.152	15	33	1	5	1	0	1	3	1	1	0	2	11	0	0	2	1
Vincej	.250	4	4	2	1	0	0	0	0	0	0	2	1	2	0	0	0	0
Votto	.341	61	208	36	71	18	0	12	37	0	1	5	47	30	1	0	8	3
Wallach	.000	4	10	0	0	0	0	0	0	0	0	0	0	5	0	0	0	1
Winker	.270	17	37	6	10	3	0	1	4	0	0	0	9	8	0	1	2	1
Pitchers	.147	61	109	5	16	4	0	1	6	13	0	0	2	45	0	0	4	4
TOTALS	.260	61	2058	279	536	101	17	79	266	21	15	26	210	512	36	17	47	40

PITCHER	ERA	W	L	G	GS	CG	SHO	SV	IP	AB	H	R	ER	HR	HB	BB	SO	WP	OPP
																			AVG
Adleman	5.23	1	3	12	7	0	0	0	43.0	169	46	27	25	8	0	18	40	0	.272
Arroyo	8.56	1	3	6	6	0	0	0	27.1	112	35	26	26	11	1	10	23	1	.313
Astin	7.36	0	0	3	0	0	0	0	3.2	14	3	3	3	0	1	3	1	0	.214
Bailey	11.39	1	4	6	6	0	0	0	27.2	124	47	37	35	5	2	14	19	0	.379
Bonilla	7.11	0	1	4	1	1	0	0	19.0	76	21	15	15	4	1	8	19	2	.276
Brice	8.82	0	0	10	0	0	0	0	16.1	71	27	16	16	6	3	3	10	0	.380
Buchanan	4.91	0	0	2	0	0	0	0	7.1	27	7	4	4	1	1	3	1	0	.259
Castillo	3.09	2	2	5	5	0	0	0	32.0	113	21	11	11	3	1	7	35	1	.186
Cingrani	7.88	0	0	9	0	0	0	0	8.0	36	11	7	7	4	0	1	8	1	.306
SEAS TOTAL	6.28	0	0	16	0	0	0	0	14.1	60	16	10	10	4	0	3	17	3	.267
Davis	17.47	0	1	2	2	0	0	0	5.2	31	16	12	11	3	0	3	6	1	.516
Farrell	5.40	0	0	4	0	0	0	0	3.1	11	1	2	2	1	0	3	1	0	.091
SEAS TOTAL	10.50	0	0	5	1	0	0	0	6.0	26	8	7	7	2	0	6	3	0	.308
Feldman	4.53	5	2	9	9	1	1	0	47.2	185	53	25	24	12	4	10	32	1	.286
Finnegan	11.25	0	1	2	2	0	0	0	4.0	14	4	5	5	1	0	7	3	1	.286
Garrett	9.90	0	3	6	4	0	0	0	20.0	82	26	23	22	7	0	18	23	1	.317
Hernandez	9.39	0	0	6	0	0	0	0	7.2	28	6	8	8	4	0	8	12	2	.214
Iglesias	4.09	2	2	28	0	0	0	9	33.0	119	24	16	15	4	0	9	36	1	.202
Lorenzen	4.56	0	3	23	0	0	0	2	23.2	89	21	13	12	3	1	12	23	3	.236
Mahle	5.40	0	1	1	1	0	0	0	5.0	16	4	3	3	0	1	4	5	0	.250
McGuire	0.00	1	0	2	1	0	0	0	6.0	22	3	0	0	0	0	4	0	0	.136
Mella	4.50	0	0	1	0	0	0	0	2.0	9	3	1	1	1	0	0	0	0	.333
Peralta	2.70	1	1	23	0	0	0	0	23.1	78	13	7	7	2	1	7	16	1	.167
Reed	9.82	1	1	5	1	0	0	1	7.1	26	7	8	8	2	0	11	9	2	.269
Romano	3.53	3	4	8	8	0	0	0	43.1	165	44	21	17	5	3	13	42	0	.267
Shackelfor	1.00	0	0	9	0	0	0	0	9.0	30	5	1	1	1	0	1	13	0	.167
Stephens	3.72	2	1	5	3	0	0	0	19.1	69	14	8	8	4	1	7	17	1	.203
Stephenson	2.62	2	1	10	4	0	0	0	34.1	118	23	13	10	2	1	20	38	2	.195
Storen	5.66	2	0	21	0	0	0	1	20.2	82	23	13	13	4	2	12	18	0	.280
Wojciechowski	8.40	1	1	8	1	0	0	0	15.0	60	15	15	14	4	1	9	15	1	.250
Wood	5.71	0	1	15	0	0	0	0	17.1	70	22	13	11	1	1	7	17	1	.314
SEAS TOTAL	5.06	0	1	19	0	0	0	0	21.1	86	27	14	12	1	1	9	24	1	.314
TOTALS	5.65	25	36	61	61	2	2	13	532.0	2046	545	353	334	103	26	228	486	23	.266

Reds At Night

BATTER	AVG	G	AB	R	H	2B	3B	HR	RBI	SH	SF	HP	BB	SO	SB	CS	GI	
																	DP	E
Alcantara	.120	42	50	7	6	1	1	0	3	1	0	0	1	21	1	0	0	0
Barnhart	.262	76	233	17	61	14	1	5	21	4	2	3	24	38	4	0	10	1
Cozart	.298	82	299	58	89	19	3	17	39	0	2	2	44	49	3	0	4	6
Duvall	.233	97	373	51	87	21	2	21	63	0	7	5	22	105	3	2	5	4
Ervin	.241	14	29	3	7	1	0	2	4	0	0	1	3	8	3	0	1	2
Gennett	.310	84	274	52	85	14	3	20	62	0	2	3	20	65	2	2	12	6
Hamilton	.246	90	386	59	95	12	6	3	31	3	1	0	28	94	44	8	4	2
Kivlehan	.224	69	107	14	24	4	1	5	17	0	1	2	15	38	0	1	0	2
Mesoraco	.194	39	93	11	18	1	0	4	10	0	1	5	11	22	0	0	3	1
Peraza	.253	90	296	25	75	8	1	2	25	0	0	4	11	41	12	4	2	4
Schebler	.239	85	285	36	68	13	1	17	37	0	3	9	26	71	5	2	4	1
Suarez	.250	96	332	48	83	15	1	13	56	0	3	6	52	94	2	2	11	2
Turner	.122	22	49	3	6	2	0	1	4	0	0	0	3	11	0	0	3	1
Vincej	.000	5	5	0	0	0	0	0	0	0	0	0	0	3	0	0	0	0
Votto	.308	101	351	70	108	16	1	24	63	0	5	3	87	53	4	1	8	1
Wallach	1.000	2	1	0	1	0	0	0	0	0	0	0	0	0	0	0	0	0
Winker	.310	30	84	15	26	4	0	6	11	1	0	0	6	16	1	0	0	0
Pitchers	.084	101	179	5	15	3	0	0	3	20	0	3	2	88	0	0	2	8
TOTALS	.249	101	3426	474	854	148	21	140	449	29	27	46	355	817	84	22	69	41

PITCHER	ERA	W	L	G	GS	CG	SHO	SV	IP	AB	H	R	ER	HR	HB	BB	SO	WP	OPP
																			AVG
Adleman	5.67	4	8	18	13	0	0	0	79.1	300	78	52	50	21	6	33	68	1	.260
Arroyo	6.60	2	3	8	8	0	0	0	43.2	182	59	33	32	12	1	9	22	0	.324
Astin	6.23	0	0	3	0	0	0	0	4.1	17	6	3	3	2	1	4	1	0	.353
Bailey	4.26	5	5	12	12	0	0	0	63.1	239	65	30	30	6	6	28	48	4	.272
Bonilla	9.17	1	2	6	3	0	0	0	17.2	68	21	18	18	4	1	14	9	1	.309
Brice	1.10	0	0	12	0	0	0	0	16.1	54	6	2	2	0	0	4	16	0	.111
Buchanan	11.57	0	0	3	0	0	0	0	7.0	37	17	9	9	0	2	4	3	0	.459
Castillo	3.14	1	5	10	10	0	0	0	57.1	204	43	21	20	8	2	25	63	1	.211
Chacin	10.50	0	0	6	0	0	0	0	6.0	28	11	7	7	2	0	4	6	0	.393
Cingrani	4.11	0	0	16	0	0	0	0	15.1	56	14	7	7	5	1	5	16	0	.250
SEAS TOTAL	3.18	0	0	31	0	0	0	0	28.1	102	24	12	10	6	1	9	35	1	.235
Davis	5.89	1	2	5	4	0	0	0	18.1	73	22	13	12	4	1	11	14	2	.301
Farrell	1.29	0	0	5	0	0	0	0	7.0	25	4	1	1	0	0	4	6	0	.160
Feldman	4.95	2	5	12	12	0	0	0	63.2	239	63	37	35	9	2	25	61	2	.264
Finnegan	1.00	1	0	2	2	0	0	0	9.0	32	5	1	1	0	0	6	13	0	.156
Garrett	6.39	3	5	10	10	0	0	0	50.2	193	48	37	36	16	2	22	40	0	.249
Gennett	18.00	0	0	1	0	0	0	0	1.0	5	2	2	2	1	1	1	0	0	.400
Hernandez	3.24	0	0	13	0	0	0	0	16.2	57	8	6	6	2	0	14	17	0	.140
Iglesias	1.26	1	1	35	0	0	0	19	43.0	157	33	6	6	1	1	18	56	0	.210
Lorenzen	4.40	8	1	47	0	0	0	0	59.1	231	57	30	29	6	3	22	57	9	.247
Mahle	1.80	1	1	3	3	0	0	0	15.0	59	15	3	3	0	3	7	9	1	.254
McGuire	4.70	0	1	4	1	0	0	0	7.2	31	7	6	4	1	1	2	7	0	.226
Mella	9.00	0	0	1	0	0	0	0	2.0	8	2	2	2	0	0	2	1	0	.250
Peralta	4.35	2	3	46	0	0	0	0	41.1	155	40	21	20	6	0	17	41	3	.258
Reed	1.74	0	0	7	0	0	0	0	10.1	34	4	3	2	1	0	8	8	0	.118
Romano	5.36	2	4	8	8	0	0	0	43.2	166	47	28	26	4	1	24	31	5	.283
Shackelfor	6.23	0	0	17	0	0	0	0	21.2	88	25	15	15	5	3	12	25	1	.284
Stephens	7.94	0	0	2	1	0	0	0	5.2	22	5	5	5	2	0	2	4	0	.227
Stephenson	6.08	3	5	15	7	0	0	1	50.1	199	58	39	34	10	1	33	48	3	.291
Storen	3.71	2	2	37	0	0	0	0	34.0	128	34	19	14	3	8	11	30	1	.266
Wojciechowski	5.89	3	2	17	7	0	0	0	47.1	187	56	33	31	10	4	10	49	0	.299
Wood	5.63	1	3	40	0	0	0	0	40.0	155	42	27	25	4	0	22	45	5	.271
SEAS TOTAL	5.60	3	3	53	0	0	0	0	53.0	208	57	35	33	7	0	24	60	6	.274
TOTALS	4.88	43	58	101	101	0	6	20	898.0	3429	897	516	487	145	51	403	814	39	.262

Reds Batters with Runners in Scoring Position

PLAYER	OUTS	AVG	AB	H	2B	3B	HR	TOT RBI	SP RBI	MISP	MOB	BB	IBB	SO	SH	SF	GDP
Adleman,T	<2	.000	3	0	0	0	0	0	0	5	8	0	0	2	1	0	0
Adleman,T	=2	.500	2	1	1	0	0	2	1	3	4	0	0	1	0	0	0
Adleman,T		.200	5	1	1	0	0	2	1	8	12	0	0	3	1	0	0
Alcantara,A	<2	.400	10	4	0	0	0	4	4	12	19	0	0	3	1	0	1
Alcantara,A	=2	.200	10	2	1	0	0	1	1	14	20	1	0	4	0	0	0
Alcantara,A		.300	20	6	1	0	0	5	5	26	39	1	0	7	1	0	1
Arroyo,B	<2	.000	2	0	0	0	0	0	0	2	4	0	0	2	0	0	0
Arroyo,B	=2	.000	1	0	0	0	0	0	0	1	1	0	0	1	0	0	0
Arroyo,B		.000	3	0	0	0	0	0	0	3	5	0	0	3	0	0	0
Bailey,H	<2	.333	3	1	0	0	0	0	0	8	11	0	0	0	3	0	0
Bailey,H	=2	.200	5	1	0	0	0	0	0	7	12	0	0	2	0	0	0
Bailey,H		.250	8	2	0	0	0	0	0	15	23	0	0	2	3	0	0
Barnhart,T	<2	.341	44	15	4	0	1	23	19	60	90	2	0	5	4	3	8
Barnhart,T	=2	.282	39	11	3	1	1	14	10	74	103	17	11	8	0	0	0
Barnhart,T		.313	83	26	7	1	2	37	29	134	193	19	11	13	4	3	8
Bonilla,L	<2	.000	1	0	0	0	0	0	0	1	1	0	0	1	0	0	0
Bonilla,L	=2	.000	0	0	0	0	0	0	0	1	1	1	0	0	0	0	0
Bonilla,L		.000	1	0	0	0	0	0	0	2	2	1	0	1	0	0	0
Brice,A	<2	.000	0	0	0	0	0	0	0	0	0	0	0	0	0	0	0
Brice,A	=2	.000	1	0	0	0	0	0	0	2	3	0	0	1	0	0	0
Brice,A		.000	1	0	0	0	0	0	0	2	3	0	0	1	0	0	0
Buchanan,J	<2	1.000	1	1	0	0	0	1	1	2	2	0	0	0	0	0	0
Buchanan,J	=2	.000	0	0	0	0	0	0	0	0	0	0	0	0	0	0	0
Buchanan,J		1.000	1	1	0	0	0	1	1	2	2	0	0	0	0	0	0
Castillo,L	<2	.000	2	0	0	0	0	1	1	3	4	0	0	2	1	0	0
Castillo,L	=2	.000	7	0	0	0	0	0	0	9	15	0	0	1	0	0	0
Castillo,L		.000	9	0	0	0	0	1	1	12	19	0	0	3	1	0	0
Cozart,Z	<2	.410	39	16	4	2	1	19	18	72	86	18	0	5	0	4	1
Cozart,Z	=2	.280	50	14	1	1	2	17	12	65	83	6	0	9	0	0	0
Cozart,Z		.337	89	30	5	3	3	36	30	137	169	24	0	14	0	4	1
Davis,W	<2	.000	0	0	0	0	0	0	0	1	2	0	0	0	1	0	0
Davis,W	=2	.000	1	0	0	0	0	0	0	1	1	0	0	1	0	0	0
Davis,W		.000	1	0	0	0	0	0	0	2	3	0	0	1	1	0	0
Duvall,A	<2	.252	103	26	3	0	7	51	40	151	232	5	0	29	0	11	6
Duvall,A	=2	.203	59	12	3	1	0	12	12	77	111	5	1	19	0	0	0
Duvall,A		.235	162	38	6	1	7	63	52	228	343	10	1	48	0	11	6
Ervin,P	<2	.167	6	1	0	0	0	1	1	7	11	0	0	2	0	0	1
Ervin,P	=2	.429	14	6	2	0	4	4	4	15	19	0	0	1	0	0	0
Ervin,P		.350	20	7	2	0	5	5	5	22	30	0	0	3	0	0	1
Feldman,S	<2	.000	6	0	0	0	0	0	0	11	14	0	0	2	3	0	0
Feldman,S	=2	.000	5	0	0	0	0	0	0	6	8	0	0	3	0	0	0
Feldman,S		.000	11	0	0	0	0	0	0	17	22	0	0	5	3	0	0
Finnegan,B	<2	.000	1	0	0	0	0	0	0	1	1	0	0	0	0	0	0
Finnegan,B	=2	.000	0	0	0	0	0	0	0	0	0	0	0	0	0	0	0
Finnegan,B		.000	1	0	0	0	0	0	0	1	1	0	0	0	0	0	0
Garrett,A	<2	.333	3	1	1	0	0	1	1	5	7	0	0	0	2	0	0
Garrett,A	=2	.000	2	0	0	0	0	0	0	4	5	0	0	1	0	0	0
Garrett,A		.200	5	1	1	0	0	1	1	9	12	0	0	1	2	0	0
Gennett,S	<2	.386	70	27	3	0	5	42	32	90	139	3	0	14	0	2	7
Gennett,S	=2	.305	59	18	3	0	5	29	20	71	107	6	1	16	0	0	0
Gennett,S		.349	129	45	6	0	10	71	52	161	246	9	1	30	0	2	7
Hamilton,B	<2	.296	54	16	1	0	2	21	18	79	108	2	0	11	5	2	2
Hamilton,B	=2	.206	63	13	5	1	0	13	13	90	111	8	0	14	0	0	0
Hamilton,B		.248	117	29	6	1	2	34	31	169	219	10	0	25	5	2	2

PLAYER	OUTS	AVG	AB	H	2B	3B	HR	TOT RBI	SP RBI	MISP	MOB	BB	IBB	SO	SH	SF	GDP
Hernandez,A	<2	.000	1	0	0	0	0	0	0	1	1	0	0	0	0	0	0
Hernandez,A	=2	.000	0	0	0	0	0	0	0	0	0	0	0	0	0	0	0
Hernandez,A		.000	1	0	0	0	0	0	0	1	1	0	0	0	0	0	0
Kivlehan,P	<2	.240	25	6	1	0	1	9	6	33	44	4	0	8	0	1	0
Kivlehan,P	=2	.167	12	2	1	0	1	6	4	20	29	4	1	5	0	0	0
Kivlehan,P		.216	37	8	2	0	2	15	10	53	73	8	1	13	0	1	0
Mahle,T	<2	.000	1	0	0	0	0	0	0	2	2	0	0	0	0	0	0
Mahle,T	=2	.000	2	0	0	0	0	0	0	2	2	0	0	1	0	0	0
Mahle,T		.000	3	0	0	0	0	0	0	4	4	0	0	1	0	0	0
McGuire,D	<2	.000	2	0	0	0	0	1	1	3	3	0	0	0	0	0	0
McGuire,D	=2	.000	0	0	0	0	0	0	0	0	0	0	0	0	0	0	0
McGuire,D		.000	2	0	0	0	0	1	1	3	3	0	0	0	0	0	0
Mesoraco,D	<2	.105	19	2	0	0	0	3	3	29	43	4	0	7	0	1	2
Mesoraco,D	=2	.231	26	6	0	0	2	7	4	30	47	1	0	7	0	0	0
Mesoraco,D		.178	45	8	0	0	2	10	7	59	90	5	0	14	0	1	2
Peraza,J	<2	.172	58	10	1	1	0	11	9	74	100	3	0	10	1	1	3
Peraza,J	=2	.302	63	19	2	0	1	22	21	88	124	5	1	7	0	0	0
Peraza,J		.240	121	29	3	1	1	33	30	162	224	8	1	17	1	1	3
Romano,S	<2	.000	3	0	0	0	0	0	0	7	12	0	0	2	2	0	0
Romano,S	=2	.000	2	0	0	0	0	0	0	3	5	0	0	1	0	0	0
Romano,S		.000	5	0	0	0	0	0	0	10	17	0	0	3	2	0	0
Schebler,S	<2	.214	56	12	2	1	0	15	15	93	138	12	4	19	0	5	2
Schebler,S	=2	.236	55	13	3	1	3	20	14	74	109	3	1	13	0	0	0
Schebler,S		.225	111	25	5	2	3	35	29	167	247	15	5	32	0	5	2
Stephens,J	<2	.000	0	0	0	0	0	0	0	0	0	0	0	0	0	0	0
Stephens,J	=2	1.000	1	1	0	0	0	2	2	2	3	0	0	0	0	0	0
Stephens,J		1.000	1	1	0	0	0	2	2	2	3	0	0	0	0	0	0
Stephenson,R	<2	.000	5	0	0	0	0	0	0	7	10	0	0	4	0	0	1
Stephenson,R	=2	.000	4	0	0	0	0	0	0	5	7	0	0	2	0	0	0
Stephenson,R		.000	9	0	0	0	0	0	0	12	17	0	0	6	0	0	1
Storen,D	<2	.000	0	0	0	0	0	0	0	0	0	0	0	0	0	0	0
Storen,D	=2	.000	1	0	0	0	0	0	0	2	3	0	0	0	0	0	0
Storen,D		.000	1	0	0	0	0	0	0	2	3	0	0	0	0	0	0
Suarez,E	<2	.279	68	19	4	0	2	25	22	107	155	15	0	23	0	5	7
Suarez,E	=2	.279	68	19	3	1	4	33	23	104	146	17	1	10	0	0	0
Suarez,E		.279	136	38	7	1	6	58	45	211	301	32	1	33	0	5	7
Turner,S	<2	.267	15	4	1	0	1	4	3	21	26	2	0	2	0	1	3
Turner,S	=2	.000	10	0	0	0	0	0	0	11	19	0	0	5	0	0	0
Turner,S		.160	25	4	1	0	1	4	3	32	45	2	0	7	0	1	3
Vincej,Z	<2	.000	0	0	0	0	0	0	0	0	0	0	0	0	0	0	0
Vincej,Z	=2	.000	1	0	0	0	0	0	0	1	2	0	0	1	0	0	0
Vincej,Z		.000	1	0	0	0	0	0	0	1	2	0	0	1	0	0	0
Votto,J	<2	.383	60	23	2	0	5	43	36	117	162	32	8	12	0	6	3
Votto,J	=2	.351	37	13	2	0	3	17	14	70	94	18	12	6	0	0	0
Votto,J		.371	97	36	4	0	8	60	50	187	256	50	20	18	0	6	3
Wallach,C	<2	.000	2	0	0	0	0	0	0	2	3	0	0	2	0	0	0
Wallach,C	=2	.000	2	0	0	0	0	0	0	2	3	0	0	1	0	0	0
Wallach,C		.000	4	0	0	0	0	0	0	4	6	0	0	3	0	0	0
Winker,J	<2	.444	9	4	1	0	0	5	5	16	24	3	0	0	1	0	2
Winker,J	=2	.143	14	2	1	0	0	3	2	16	24	0	0	3	0	0	0
Winker,J		.261	23	6	2	0	0	8	7	32	48	3	0	3	1	0	2
Wojciechowski,A	<2	.000	3	0	0	0	0	0	0	4	6	0	0	2	0	0	0
Wojciechowski,A		.000	3	0	0	0	0	0	0	4	6	0	0	2	0	0	0
REDS	<2	.279	675	188	28	4	25	280	235	1026	1468	105	12	169	25	42	49
REDS	=2	.248	616	153	31	6	22	202	157	870	1221	92	29	144	0	0	0
REDS		.264	1291	341	59	10	47	482	392	1896	2689	197	41	313	25	42	49

REDS 2017 HIGHS AND LOWS
CLUB MISCELLANEOUS

Longest Winning Streak	5, 5/3 - 5/7
Longest Losing Streak.....	9, 6/9 - 6/18
Longest Winning Streak - Home.....	7, 8/31 - 9/17
Longest Winning Streak - Road.....	4, 4/9 - 4/12
Longest Losing Streak - Home.....	6 (2x), 7/2 - 18 & 9/19 - 9/24
Longest Losing Streak - Road.....	9, 5/29 - 6/14
Longest Game - Innings.....	17, 5/12 at SF (3-2 loss)
Longest Game - Time - Extra Innings.....	5:28, 5/12 at SF (17 innings, 3-2 loss)
Longest Game - Time - 9.0 Innings.....	4:04, 8/22 vs Chi (13-9 loss)
Longest Game - Time - Home - 9.0 innings.....	4:04, 8/22 vs Chi (13-9 loss)
Longest Game - Time - Road - 9.0 innings.....	3:55, 8/11 at Mil (11-10 win)
Shortest Game - Time - 9.0 innings.....	2:17, 4/7 at StL (2-0 win)
Shortest Game - Time - Home - 9.0 innings.....	2:21, 6/8 vs StL (5-2 win)
Shortest Game - Time - Road - 9.0 Innings.....	2:17, 4/7 at StL (2-0 win)
Largest Winning Margin.....	12 runs, 13-1 win on 6/6 vs StL
Largest Winning Margin - Home.....	12 runs, 13-1 win on 6/6 vs StL
Largest Winning Margin - Road.....	8 runs (2x), 8-0 win on 4/9 at StL & 9-1 win on 8/1 at Pit
Largest Losing Margin.....	15 runs (2x), 18-3 loss on 6/24 at Wsh & 17-2 loss on 5/29 at Tor
Largest Losing Margin - Home.....	15 runs, 17-2 loss on 5/29 at Tor
Largest Losing Margin - Road.....	15 runs, 18-3 loss on 6/24 at Wsh
Most Games Over .500.....	5, at 7-2 on 4/12
Most Games Under .500.....	27, at 67-94 on 9/30
Biggest Comeback to Win.....	5 runs, trailed 8-3, won 12-8, 5/20 vs Col
Biggest Blown Lead In Loss.....	4 runs (3x)
Most Errors - Game.....	3 (3x), 6/24 at Wsh, 7/6 at Col, 8/19 at Atl
Most Double Plays Hit Into - Game.....	4, 5/8 vs NYY (10-4 loss)
Most Double Plays Turned - Game.....	3 (9x)
Highest Attendance - Home.....	43,804; Opening Day vs Phi
Highest Attendance - Home, Non-Opening Day.....	42,431; 6/17 vs LAD
Highest Attendance - Road.....	49,131; 7/3 at Col

TEAM BATTING

Most Hits - Game.....	18, 5/6 vs SF (14-2 win)
Most Hits - Inning.....	8, 8/17 at Cubs (2nd, 13-10 win)
Fewest Hits - Game.....	2 (2x), 4/19 vs Bal (2-0 loss) & 4/20 vs Bal (2-1 loss in 10 innings)
Most Runs - Game.....	14, 5/6 vs SF (14-2 win) & 8/29 vs NYY (14-4 win)
Most Runs - Inning.....	9, 8/17 at Cubs (2nd, 13-10 win)
Most Doubles - Game.....	6, 4/30 at StL (5-4 win)
Most Triples - Game.....	3, 6/17 vs LAD (10-2 loss)
Most Home Runs - Game.....	5, 5/28 at Phi (8-4 win)
Most Home Runs - Inning.....	3 (2x), last on 8/23 vs Cubs (9th, Votto, Suarez, Schebler)
Most Total Bases - Game.....	34, 5/6 vs SF
Most Extra-Base Hits - Game.....	9, 5/6 vs SF (5 2b, 1 3b, 3hr, 14-2 win)
Most LOB - Game.....	16, 5/12 at SF
Most Walks - Game.....	12, 5/5 vs SF (13-3 win)
Most Strikeouts - Game.....	15 (2x), 5/31 at Tor (5-4 loss) & 9/30 at Cubs (9-0 loss)
Most Stolen Bases - Game.....	5, 4/10 at Pit (7-1 win)
Most Stolen Bases - Inning.....	4, 4/10 at Pit (2nd, 7-1 win)

TEAM PITCHING

Fewest Hits Allowed - Game.....	2, 4/7 at StL (2-0 win)
Most Hits Allowed - Game.....	23, 5/29 at Tor (17-2 loss)
Most Hits Allowed - Inning.....	9, 5/19 vs Col (6th, 12-6 loss)
Most Runs Allowed - Game.....	18, 6/24 at Wsh (18-3 loss)
Most Runs Allowed - Inning.....	9, 8/6 vs StL (4th, 13-4 loss)
Most Home Runs Allowed - Game.....	6 (2x), 6/29 vs Mil & 8/17 at Cubs
Most Home Runs Allowed - Inning.....	4, 8/17 at Cubs (4th, 13-10 win)
Fewest Walks Allowed - Game.....	0, 8 times
Most Walks Allowed - Game.....	12, 4/8 at StL (10-4 loss)
Fewest Strikeouts - Game.....	1, 5/29 at Tor (17-2 loss)
Most Strikeouts - Game.....	16, 4/19 vs Bal (2-0 loss)

INDIVIDUAL BATTING

Most Runs - Game	4 (2x), Billy Hamilton, 5/5 vs SF & Scooter Gennett, 6/6 vs StL
Most Hits - Game.....	5, Scooter Gennett, 6/6 vs StL (1 1B, 4 HR)
Most Doubles - Game.....	3, Adam Duvall, 4/30 at StL
Most Triples - Game	1, 38 times
Most Home Runs - Game.....	4 (club record, tied ML record), Scooter Gennett, 6/6 vs StL
Most Total Bases - Game.....	17 (club record), Scooter Gennett, 6/6 vs StL (1 1B, 4 HR)
Most RBI - Game.....	10 (tied club record), Scooter Gennett, 6/6 vs StL
Most Walks - Game.....	5 (tied club record), Joey Votto, 8/27 vs Pit
Most Strikeouts - Game.....	4 (4x), Eugenio Suárez last on 9/15 vs Pit
Most Stolen Bases - Game.....	3 (3x), Billy Hamilton (3x), last on 8/11 at Mil
Longest Hitting Streak.....	17 games, Joey Votto, 7/26 - 8/12

INDIVIDUAL PITCHING

Fewest Hits - Complete Game	4, Scott Feldman, 5/7 vs SF
Most Innings Pitched - Start	9.0, Scott Feldman complete game, 5/7 vs SF
Fewest Innings Pitched - Start.....	1.0 (4x), Scott Feldman last on 7/17 vs Wsh
Most Innings Pitched - Relief.....	5.1, Jake Buchanan, 6/4 vs Atl
Most Hits Allowed.....	13, Bronson Arroyo, 6/12 at SD
Most Runs Allowed.....	10 (2x), Amir Garrett, 4/24 at Mil & Homer Bailey, 8/6 vs StL
Most Strikeouts - Start.....	12, Amir Garrett, 4/19 vs Bal
Most Strikeouts - Relief	6, Lisalverto Bonilla, 4/22 vs Cubs
Most Walks - Start.....	7, Robert Stephenson, 7/27 at Mia
Most Walks - Relief.....	6, Robert Stephenson, 4/8 at StL
Most Home Runs Allowed	5, Scott Feldman, 8/17 at Cubs
Longest Winning Streak	4, Robert Stephenson, 8/19 - 9/5
Longest Losing Streak.....	3 (5x), Sal Romano last from 8/3 - 8/13
Longest Scoreless Streak.....	20.0 innings, Raisel Iglesias, 4/28 - 6/8

MOST RECENT REDS TRANSACTIONS

APRIL 2017

- 4/2**, placed on the 10-day disabled list RHP Anthony DeSclafani; placed on the 10-day disabled list, retroactive to 3/30, RHP Austin Brice, C Devin Mesoraco and RHP Nefi Ogando; selected the contract of IF/OF Patrick Kivlehan; recalled RHP Nick Travieso; placed on the 60-day disabled list RHP Nick Travieso; reassigned to minor league camp RHP Bronson Arroyo.
- 4/5**, claimed off waivers from the Phillies IF/OF Tyler Goeddel; optioned Goeddel to Louisville; transferred to the 60-day disabled list RHP Anthony DeSclafani.
- 4/6**, sent to Pensacola on a rehabilitation assignment C Devin Mesoraco.
- 4/7**, sent to Pensacola on a rehabilitation assignment RHP Austin Brice; IF/OF Tyler Goeddel cleared waivers and was outrighted to Louisville.
- 4/8**, selected the contract of RHP Bronson Arroyo; optioned to Louisville RHP Barrett Astin.
- 4/11**, RHP Austin Brice was returned from a rehabilitation assignment, reinstated from the 10-day disabled list and optioned to Pensacola.
- 4/12**, placed on the 10-day disabled list RHP Rookie Davis; recalled from Louisville RHP Barrett Astin.
- 4/14**, recalled from Louisville OF Jesse Winker; optioned to Louisville RHP Barrett Astin.
- 4/16**, recalled from Louisville RHP Tim Adleman and RHP Sal Romano; optioned to Louisville OF Jesse Winker; placed on the 10-day disabled list LHP Brandon Finnegan.
- 4/18**, recalled from Louisville RHP Lisalverto Bonilla; optioned to Louisville RHP Sal Romano.
- 4/21**, placed on the 10-day disabled list, retroactive to 4/19, LHP Tony Cingrani; recalled from Louisville OF Phillip Ervin.
- 4/23**, recalled from Pensacola RHP Ariel Hernandez; optioned to Louisville RHP Lisalverto Bonilla.
- 4/25**, recalled from Louisville RHP Barrett Astin; optioned to Pensacola RHP Ariel Hernandez.
- 4/26**, reinstated from the 10-day disabled list RHP Rookie Davis; optioned to Louisville OF Phillip Ervin; returned from a rehabilitation assignment C Devin Mesoraco.
- 4/27**, reinstated from the 10-day disabled list C Devin Mesoraco; optioned to Louisville RHP Barrett Astin.

MAY 2017

- 5/4**, recalled from Louisville RHP Austin Brice; optioned to Louisville LHP Cody Reed.
- 5/7**, recalled from Louisville RHP Barrett Astin; optioned to Louisville LHP Amir Garrett.
- 5/10**, optioned to Louisville RHP Rookie Davis.
- 5/11**, recalled from Louisville RHP Lisalverto Bonilla.

- 5/16**, claimed off waivers from the Royals and optioned to Louisville 1B/OF Peter O'Brien; transferred to the 60-day disabled list LHP Brandon Finnegan.
- 5/17**, sent to Louisville on a rehabilitation assignment RHP Nefi Ogando.
- 5/18**, recalled from Louisville LHP Amir Garrett; optioned to Louisville RHP Barrett Astin; returned from a rehabilitation assignment RHP Nefi Ogando.
- 5/20**, selected from Louisville the contract of RHP Asher Wojciechowski; placed on the 10-day disabled list C Stuart Turner; transferred to the 60-day disabled list RHP Nefi Ogando.
- 5/25**, claimed off waivers from the Cubs RHP Jake Buchanan; designated for assignment 1B/OF Peter O'Brien; placed on the 10-day disabled list, retroactive to 5/24, LHP Amir Garrett.
- 5/27**, 1B/OF Peter O'Brien was claimed off waivers by the Rangers.
- 5/28**, sent to Louisville on a rehabilitation assignment C Stuart Turner.
- 5/29**, sent to Dayton on a rehabilitation assignment LHP Tony Cingrani.
- 5/30**, recalled from Louisville RHP Jackson Stephens; optioned to Louisville RHP Robert Stephenson.

JUNE 2017

- 6/1**, transferred LHP Tony Cingrani's rehabilitation assignment from Dayton to Louisville.
- 6/4**, reinstated from the 10-day disabled list LHP Amir Garrett; optioned to Louisville RHP Jackson Stephens.
- 6/6**, returned from a rehabilitation assignment and reinstated from the 10-day disabled list LHP Tony Cingrani; optioned to Louisville RHP Lisalverto Bonilla.
- 6/9**, sent to Pensacola on a rehabilitation assignment RHP Homer Bailey.
- 6/10**, signed to a minor league contract Cuban free agent IF Jose Israel Garcia and assigned him to the Dominican Summer League.
- 6/11**, sent to Pensacola on a rehabilitation assignment LHP Brandon Finnegan.
- 6/12**, selected with the second overall pick of the first-year player draft high school RHP/INF Hunter Greene.
- 6/14**, transferred the rehabilitation assignment of RHP Homer Bailey from Pensacola to Dayton.
- 6/18**, returned from a rehabilitation assignment and reinstated from the 10-day disabled list C Stuart Turner; recalled from Louisville RHP Lisalverto Bonilla; optioned to Louisville RHP Jake Buchanan; designated for assignment RHP Asher Wojciechowski.
- 6/19**, placed on the 10-day disabled list RHP Bronson Arroyo; placed on the 10-day disabled list, retroactive to 6/18, SS Zack Cozart; recalled from Louisville OF Jesse Winker; recalled from Pensacola RHP Ariel Hernandez; transferred the rehabilitation assignment of RHP Homer Bailey from Dayton to Louisville.
- 6/20**, RHP Asher Wojciechowski cleared waivers and accepted an outright assignment to Louisville.
- 6/23**, recalled from Pensacola RHP Luis Castillo; optioned to Louisville LHP Amir Garrett.
- 6/24**, returned from a rehabilitation assignment and reinstated from the 60-day disabled list RHP Homer Bailey; optioned to Louisville OF Jesse Winker.
- 6/26**, returned from a rehabilitation assignment and reinstated from the 60-day disabled list LHP Brandon Finnegan; optioned to Louisville RHP Lisalverto Bonilla; transferred to the 60-day disabled list RHP Bronson Arroyo.
- 6/27**, selected from Louisville the contract of RHP Kevin Shackelford; optioned to Louisville RHP Austin Brice; designated for assignment RHP Jake Buchanan.
- 6/28**, recalled from Louisville RHP Austin Brice; placed on the 10-day disabled list, retroactive to 6/27, LHP Brandon Finnegan.
- 6/29**, RHP Jake Buchanan cleared outright waivers and elected free agency.
- 6/30**, reinstated from the 10-day disabled list SS Zack Cozart; optioned to Louisville RHP Kevin Shackelford.

JULY 2017

- 7/1**, recalled from Louisville RHP Jackson Stephens; optioned to Louisville RHP Ariel Hernandez.
- 7/2**, selected from Louisville the contract of RHP Asher Wojciechowski; optioned to Louisville RHP Jackson Stephens; transferred to the 60-day disabled list LHP Brandon Finnegan; acquired from the Red Sox OF/1B Kevin Longhi in exchange for international signing bonus pool space.
- 7/3**, acquired from the Diamondbacks a player to be named or cash in exchange for IF/OF Tony Renda.
- 7/5**, placed on the 10-day disabled list, retroactive to 7/3, C Devin Mesoraco; recalled from Louisville RHP Ariel Hernandez.
- 7/6**, recalled from Louisville RHP Sal Romano; optioned to Louisville RHP Austin Brice.
- 7/7**, recalled from Louisville OF Jesse Winker; optioned to Louisville RHP Sal Romano; signed first-round (2nd overall) draft pick RHP/SS Hunter Greene.
- 7/17**, sent to Louisville on a rehabilitation assignment C Devin Mesoraco.

- 7/18**, recalled from Louisville RHP Lisalverto Bonilla and RHP Sal Romano; optioned to Louisville OF Jesse Winker; placed on the 10-day disabled list RHP Scott Feldman.
- 7/19**, reinstated from the 10-day disabled list C Devin Mesoraco; optioned to Louisville RHP Lisalverto Bonilla.
- 7/22**, recalled from Louisville RHP Robert Stephenson; optioned to Louisville RHP Ariel Hernandez.
- 7/23**, sent to AZL Reds on rehabilitation assignment RHP Anthony DeSclafani.
- 7/28**, transferred Anthony DeSclafani's rehabilitation assignment from AZL Reds to Dayton.
- 7/29**, placed on the 10-day disabled list, retroactive to 7/26, SS Zack Cozart; recalled from Louisville RHP Kevin Shackelford.
- 7/31**, acquired from the Dodgers OF Scott Van Slyke and C Hendrik Clementina in exchange for LHP Tony Cingrani.

AUGUST 2017

- 8/1**, recalled from Louisville OF Jesse Winker and OF Phillip Ervin; placed on the 10-day disabled list, retroactive to 7/31, OF Scott Schebler.
- 8/6**, reinstated from the 10-day disabled list SS Zack Cozart; placed on the 10-day disabled list, retroactive to 8/3, RHP Robert Stephenson; recalled from Louisville RHP Lisalverto Bonilla; optioned to Louisville OF Phillip Ervin.
- 8/7**, placed on the paternity list C Devin Mesoraco; recalled from Louisville RHP Austin Brice.
- 8/9**, claimed off waivers from the Dodgers and optioned to Louisville RHP Luke Farrell; designated for assignment OF Scott Van Slyke.
- 8/10**, reinstated from the paternity list C Devin Mesoraco; placed on the 10-day disabled list, retroactive to 8/7, RHP Lisalverto Bonilla.
- 8/11**, sent to the Braves minor league 1B Kevin Franklin to complete the 2/12/17 trade in which the Reds acquired from Atlanta LHP Andrew McKirahan and RHP Carlos Portuondo in exchange for 2B Brandon Phillips and a player to be named.
- 8/12**, reinstated from the 10-day disabled list RHP Scott Feldman; designated for assignment IF/OF Arismendy Alcantara.
- 8/13**, placed on the 10-day disabled list RHP Austin Brice; reinstated from the 10-day disabled list RHP Robert Stephenson.
- 8/14**, IF/OF Arismendy Alcantara cleared waivers and was outrighted to Pensacola.
- 8/15**, placed on the 10-day disabled list C Devin Mesoraco; recalled from Louisville OF Phillip Ervin; sent to Louisville on a rehabilitation assignment OF Scott Schebler; OF Scott Van Slyke accepted an outright assignment to Louisville; sent to AZL Reds on a rehabilitation assignment RHP Nefi Ogando.
- 8/18**, returned from a rehabilitation assignment and reinstated from the 10-day disabled list OF Scott Schebler; placed on the 10-day disabled list RHP Scott Feldman.
- 8/22**, transferred to Pensacola the rehabilitation assignment of RHP Nefi Ogando.
- 8/23**, recalled from Louisville RHP Luke Farrell; selected from Louisville the contract of RHP Alejandro Chacin; optioned to Louisville OF Phillip Ervin; designated for assignment RHP Blake Wood.
- 8/25**, placed on the 3-day paternity list C Stuart Turner; placed on the 10-day disabled list OF Jesse Winker; recalled from Louisville OF Phillip Ervin; selected from Louisville the contract of C Chad Wallach; RHP Blake Wood was claimed off waivers by the Angels.
- 8/26**, returned from a rehabilitation assignment, reinstated from the 60-day disabled list and outrighted to Louisville RHP Nefi Ogando.
- 8/27**, selected from Louisville the contract of RHP Tyler Mahle; optioned to Louisville RHP Luke Farrell; transferred to the 60-day disabled list RHP Scott Feldman.
- 8/28**, reinstated from the paternity list C Stuart Turner; optioned to Louisville C Chad Wallach.
- 8/31**, placed on the 3-day paternity list C Tucker Barnhart; recalled from Louisville C Chad Wallach.

SEPTEMBER 2017

- 9/1**, recalled from Louisville RHP Ariel Hernandez; selected from Louisville the contract of IF Zach Vincej; released RHP Lisalverto Bonilla.
- 9/3**, reinstated from the paternity list C Tucker Barnhart.
- 9/4**, recalled from Louisville RHP Rookie Davis, LHP Amir Garrett, LHP Cody Reed and RHP Jackson Stephens.
- 9/5**, recalled from Louisville RHP Luke Farrell.
- 9/7**, placed on the 10-day disabled list CF Billy Hamilton.
- 9/12**, recalled from Pensacola RHP Keury Mella; selected from Pensacola the contract of RHP Deck M^cGuire; reinstated from the 10-day disabled list OF Jesse Winker; designated for assignment RHP Barrett Astin.
- 9/13**, placed on the 10-day disabled list, retroactive to 9/10, RHP Drew Storen.

9/17, claimed off waivers from the White Sox IF D.J. Peterson; transferred to the 60-day disabled list RHP Drew Storen.

9/18, RHP Barrett Astin cleared waivers and was outrighted to Louisville.

9/19, 1B/3B D.J. Peterson cleared waivers and was outrighted to Louisville.

9/20, reinstated from the 10-day disabled list CF Billy Hamilton.

OCTOBER 2017

10/2, reinstated from the 10-day disabled list RHP Austin Brice and C Devin Mesoraco.

10/4, RHP Luke Farrell was claimed off waivers by the Cubs; RHP Alejandro Chacin and RHP Asher Wojciechowski cleared waivers and were outrighted to Louisville; RHP Nick Travieso was reinstated from the 60-day disabled list, cleared waivers and was outrighted to Louisville.

10/5, RHP Asher Wojciechowski refused a 10/4 outright assignment to Louisville and elected free agency.

10/26, claimed off waivers from the Braves 2B/OF Micah Johnson.

10/30, 2B/OF Micah Johnson was claimed off waivers by the Giants; named Buddy Bell Vice President, Senior Advisor to President of Baseball Operations, General Manager Dick Williams.

NOVEMBER 2017

11/2, RHP Bronson Arroyo, SS Zack Cozart, RHP Scott Feldman and RHP Drew Storen became free agents.

11/3, reinstated from the 60-day disabled list RHP Anthony DeSclafani and LHP Brandon Finnegan; outrighted to Louisville IF/OF Patrick Kivlehan and RHP Deck M^cGuire; C Chad Wallach was claimed off waivers by the Marlins; IF Zach Vincej was claimed off waivers by the Mariners.

11/6, did not make a qualifying offer to free agents RHP Bronson Arroyo, SS Zack Cozart, RHP Scott Feldman or RHP Drew Storen.

11/20, added to the 40-man roster IF Alex Blandino, 2B Shed Long, RHP Jose Lopez, RHP Jesus Reyes, OF Jose Siri and RHP Zack Weiss.

11/27, claimed off waivers from the Indians LHP Kyle Crockett.

DECEMBER 2017

12/1, did not tender a 2018 Major League contract to LHP Kyle Crockett.

12/4, re-signed to a minor league contract with an invitation to 2018 Major League spring training camp LHP Kyle Crockett.

12/6, released RHP Tim Adleman for the purpose of selling him to the Samsung Lions of the Korean Baseball Organization.

12/14, in the first round of the Major League phase of the Rule 5 Draft selected from the Class AAA roster of the Diamondbacks RHP Brad Keller; traded Keller to the Royals in exchange for cash; in the first round of the Class AAA phase of the Rule 5 Draft selected from the Class AA roster of the Blue Jays IF Mitch Nay; in the first round of the Class AAA phase of the Rule 5 Draft, the Giants selected from the Pensacola roster RHP Eduardo Rivera; in the second round of the Class AAA phase of the Rule 5 Draft, the Twins selected from the Pensacola roster RHP Sandy Lugo.

12/19, signed to a minor league contract with an invitation to 2018 Major League spring training camp C Tony Cruz.

12/24, signed to a minor league contract with an invitation to 2018 Major League spring training camp RHP Dylan Floro.

12/26, signed to a 2-year contract through the 2019 season, with a club option for 2020, RHP Jared Hughes.

JANUARY 2018

1/9, signed to a minor league contract with an invitation to 2018 Major League spring training camp RHP Vance Worley.

1/12, avoided arbitration by signing to 1-year contracts RHP Anthony DeSclafani, CF Billy Hamilton and RHP Michael Lorenzen.

1/30, signed to a 2-year contract through the 2019 season RHP David Hernandez.

FINAL NATIONAL LEAGUE STATS

2017 National League Batting

Club	avg	g	ab	r	or	h	tb	2b	3b	hr	gs	rbi	sh	sf	hp	bb	ibb	so	sb	cs	gi			slg	obp
																					lob	sho	dp		
COL	.273	162	5534	824	757	1510	2455	293	38	192	4	793	62	41	44	519	46	1408	59	34	143	1088	11	.444	.338
MIA	.267	162	5602	778	822	1497	2412	271	31	194	2	743	50	41	67	486	48	1282	91	30	119	1130	8	.431	.331
WSH	.266	162	5553	819	672	1477	2495	311	31	215	7	796	43	45	31	542	56	1327	108	30	116	1101	7	.449	.332
ATL	.263	162	5584	732	821	1467	2303	289	26	165	4	706	59	32	66	474	57	1184	77	31	137	1127	10	.412	.326
STL	.256	162	5470	761	705	1402	2330	284	28	196	4	728	47	44	65	593	36	1348	80	32	139	1118	6	.426	.334
CHI	.255	162	5496	822	695	1402	2403	274	29	223	6	785	48	32	82	622	54	1401	62	31	134	1147	10	.437	.338
ARI	.254	162	5525	812	659	1405	2457	314	39	220	6	776	39	27	54	578	44	1456	103	30	106	1118	6	.445	.329
CIN	.253	162	5484	753	869	1390	2372	249	38	219	8	715	50	42	72	565	41	1329	120	39	116	1135	8	.433	.329
NYM	.250	162	5510	735	863	1379	2393	286	28	224	4	713	36	37	57	529	31	1291	58	23	118	1099	7	.434	.320
PHI	.250	162	5535	690	782	1382	2263	287	36	174	5	654	21	36	47	494	25	1417	59	25	128	1079	10	.409	.315
MIL	.249	162	5467	732	697	1363	2346	267	22	224	5	695	42	26	53	547	34	1571	128	41	116	1088	8	.429	.322
LAD	.249	162	5408	770	580	1347	2362	312	20	221	8	730	31	38	64	649	41	1380	77	28	119	1146	8	.437	.334
SF	.249	162	5551	639	776	1382	2112	290	28	128	1	612	31	52	36	467	37	1204	76	34	136	1093	11	.380	.309
PIT	.244	162	5458	668	731	1331	2105	249	36	151	2	635	42	28	88	519	39	1213	67	36	120	1129	10	.386	.318
SD	.234	162	5356	604	816	1251	2107	227	31	189	1	576	52	33	53	460	20	1499	89	33	99	1037	12	.393	.299
Totals	.254		82533	11245		34915		461		67		653		879		609		1254		1846		132		.325	
		1215		11139		20985		4203		2935		10657		554		8044		20310		477		16635		.423	

2017 National League Pitching

Club	w	l	era	g	cg	sho	rel	sv	ip	h	r	er	hr	hb	bb	ibb	so	wp	bk	opp	avg
ARI	93	69	3.66	162	2	11	513	43	1441.0	1309	659	586	171	38	516	45	1482	82	5	.240	
WSH	97	65	3.88	162	3	5	487	46	1446.2	1300	672	623	189	60	495	39	1457	44	5	.239	
CHI	92	70	3.95	162	2	8	531	38	1447.1	1294	695	636	194	66	554	29	1439	73	4	.238	
MIL	86	76	4.00	162	1	12	550	54	1445.2	1381	697	642	185	64	553	45	1346	50	2	.252	
STL	83	79	4.01	162	3	12	546	43	1450.1	1393	705	646	183	67	493	50	1351	38	0	.253	
PIT	75	87	4.22	162	2	12	502	36	1440.2	1464	731	676	182	58	511	32	1262	58	2	.264	
SF	64	98	4.50	162	3	5	502	32	1452.0	1515	776	726	182	50	496	42	1234	55	3	.268	
COL	87	75	4.51	162	1	9	549	47	1437.2	1453	757	721	190	50	532	20	1270	69	10	.264	
PHI	66	96	4.55	162	1	7	506	33	1441.0	1471	782	729	221	63	527	39	1309	50	11	.265	
SD	71	91	4.67	162	2	12	517	45	1430.2	1417	816	742	226	75	554	28	1325	73	11	.259	
ATL	72	90	4.72	162	0	6	530	36	1441.1	1463	821	756	192	70	584	39	1258	58	5	.263	
MIA	77	85	4.82	162	1	7	580	34	1442.2	1450	822	772	193	75	627	59	1202	57	3	.263	
NYM	70	92	5.01	162	2	8	568	34	1434.2	1538	863	799	220	55	593	51	1374	55	5	.273	
CIN	68	94	5.17	162	2	8	504	33	1430.0	1442	869	821	248	77	631	37	1300	62	7	.263	
Totals	1205	1225	4.34	1215	27	135	7921	605	21626.1	21116	11245	10418	2960	908	8108	588	20158	864	83	.256	

2017 REVIEW



2017 NATIONAL LEAGUE FIELDING

Club	pct	g	po	a	e	tc	dp	tp	pb
MIAMI	.988	162	4328	1554	73	5955	156	0	12
COLORADO	.987	162	4313	1730	77	6120	168	0	18
CINCINNATI	.986	162	4290	1623	81	5994	132	1	9
PHILADELPHIA	.986	162	4323	1497	82	5902	145	1	17
SAN FRANCISCO	.985	162	4356	1522	87	5965	127	0	6
WASHINGTON	.985	162	4340	1434	86	5860	139	0	10
LOS ANGELES	.985	162	4334	1367	88	5789	131	0	19
ST. LOUIS	.984	162	4351	1594	94	6039	164	0	7
CHICAGO	.984	162	4342	1656	95	6093	139	0	13
NEW YORK	.984	162	4304	1456	92	5852	125	0	7
ATLANTA	.984	162	4324	1578	97	5999	137	0	20
PITTSBURGH	.984	162	4322	1662	99	6083	156	0	15
ARIZONA	.982	162	4323	1604	108	6035	140	0	12
SAN DIEGO	.981	162	4292	1623	113	6028	177	0	8
MILWAUKEE	.981	162	4337	1624	115	6076	164	0	11
TOTALS	.985	1215	64879	23524	1387	89790	2200	2	18

2017 National League Club Miscellaneous

Club	vsLH	vsRH	grass	turf	day	night	1-run	x-inn	vsAL	doubleheaders			attendance	
										w	l	s	home	road
ARIZONA	25-17	68-52	93-69	0-0	28-21	65-48	29-23	9-3	12-8	0	0	0	2,134,375	2,587,065
ATLANTA	15-15	57-75	70-90	2-0	22-27	50-63	19-24	6-8	9-11	1	0	1	2,505,252	2,309,180
CHICAGO	21-14	71-56	91-69	1-1	37-36	55-34	26-17	7-3	12-8	0	0	0	3,199,562	2,791,299
CINCINNATI	9-29	59-65	67-89	1-5	25-36	43-58	13-22	3-7	5-15	0	0	0	1,836,917	2,599,638
COLORADO	28-20	59-55	87-75	0-0	35-23	52-52	21-14	2-3	10-10	0	0	0	2,953,650	2,476,640
LOS ANGELES	33-15	71-43	104-58	0-0	30-14	74-44	25-19	8-4	16-4	0	0	0	3,765,856	2,719,921
MIAMI	13-21	64-64	76-84	1-1	23-25	54-60	18-22	6-5	9-11	1	0	0	1,651,997	2,332,863
MILWAUKEE	17-17	69-59	82-75	4-1	32-29	54-47	25-22	5-11	11-9	0	0	0	2,558,722	2,473,001
NEW YORK	15-23	55-69	70-92	0-0	14-33	56-59	21-24	3-8	7-13	0	0	1	2,460,622	2,460,154
PHILADELPHIA	24-21	42-75	66-96	0-0	26-30	40-66	21-36	7-10	5-15	0	2	0	1,905,354	2,506,150
PITTSBURGH	17-24	58-63	74-85	1-2	28-22	47-65	20-24	8-9	10-10	0	0	0	1,919,447	2,643,274
SAN DIEGO	19-27	52-64	71-91	0-0	19-31	52-60	19-19	4-7	8-12	0	0	0	2,138,491	2,605,120
SAN FRANCISCO	18-30	46-68	64-98	0-0	22-35	42-63	23-24	12-7	8-12	0	0	0	3,303,652	2,541,497
ST. LOUIS	19-16	64-63	83-79	0-0	26-27	57-52	24-29	5-9	8-12	0	0	0	3,447,937	2,537,288
WASHINGTON	22-15	75-50	97-65	0-0	27-29	70-36	30-21	7-4	10-10	0	0	0	2,524,980	2,427,389

2017 National League Club Rank Batting

Club	avg	g	ab	r	or	h	tb	2b	3b	hr	gs	rbi	sh	sf	hp	bb	ibb	so	sb	cs	dp	lob	sho	slg	obp
ARIZONA	7	1	7	4	2	5	2	1	1	5	4	4	11	14	9	4	6	13	4	4	2	8	1	2	7
ATLANTA	4	1	2	10	12	4	11	6	13	13	8	10	2	11	5	13	1	1	8	7	13	10	9	11	9
CHICAGO	6	1	9	2	4	6	5	10	9	3	4	3	6	11	2	2	3	10	12	7	11	15	9	4	1
CINCINNATI	8	1	10	8	15	8	7	13	2	6	1	8	4	4	3	5	7	7	2	14	3	13	5	7	8
COLORADO	1	1	6	1	8	1	3	4	2	10	8	2	1	5	13	9	5	11	13	11	15	3	13	3	2
LOS ANGELES	12	1	14	6	1	13	8	2	15	4	1	6	13	7	7	1	7	9	8	3	7	14	5	5	3
MIAMI	2	1	1	5	13	2	4	11	6	9	12	5	4	5	4	12	4	4	5	4	7	12	5	8	6
MILWAUKEE	11	1	12	10	5	12	9	12	14	1	6	11	9	15	10	6	12	15	1	15	3	3	5	9	10
NEW YORK	9	1	8	9	14	11	6	8	10	1	8	9	12	8	8	8	13	5	15	1	6	6	3	6	11
PHILADELPHIA	10	1	5	12	10	9	12	7	4	12	6	12	15	9	12	11	14	12	13	2	10	2	9	12	13
PITTSBURGH	14	1	13	13	7	14	15	13	4	14	12	13	9	13	1	9	9	3	11	13	9	11	9	14	12
SAN DIEGO	15	1	15	15	11	15	14	15	6	11	14	15	3	10	10	15	15	14	6	10	1	1	15	13	15
SAN FRANCISCO	13	1	4	14	9	9	13	5	10	15	14	14	13	1	14	14	10	2	10	11	12	5	13	15	14
ST. LOUIS	5	1	11	7	6	6	10	9	10	8	8	7	7	3	6	3	11	8	7	9	14	8	1	10	4
WASHINGTON	3	1	3	3	3	3	1	3	6	7	3	1	8	2	15	7	2	6	3	4	3	7	3	1	5

2017 National League Club Rank Pitching

Club	w	l	era	g	cg	sho	rel	sv	ip	h	tbf	r	er	hr	sh	sf	hb	bb	ibb	so	wp	bk
ARIZONA	3	13	2	1	4	6	10	6	9	4	3	2	2	1	4	8	1	6	11	2	15	7
ATLANTA	10	6	12	1	15	12	8	9	8	11	13	12	12	9	13	7	12	12	7	13	9	7
CHICAGO	4	12	4	1	4	8	7	8	3	2	4	4	4	11	1	2	10	10	3	4	13	6
CINCINNATI	13	3	15	1	4	8	12	13	15	8	11	15	15	15	12	14	15	15	6	10	11	11
COLORADO	5	11	9	1	11	7	4	3	12	10	8	8	8	8	9	11	3	8	1	11	12	12
LOS ANGELES	1	15	1	1	4	1	6	2	6	1	1	1	1	5	6	1	2	1	5	1	2	12
MIAMI	8	8	13	1	11	10	1	11	7	9	14	13	13	10	15	10	13	14	15	15	8	4
MILWAUKEE	6	10	5	1	11	2	3	1	5	5	6	5	5	6	6	2	9	9	11	7	4	2
NEW YORK	12	4	14	1	4	13	2	11	13	15	15	14	14	12	9	15	5	13	14	5	6	7
PHILADELPHIA	14	2	10	1	11	10	11	13	9	13	10	10	13	5	13	8	7	7	9	4	14	
PITTSBURGH	9	7	7	1	4	2	13	9	11	12	9	7	7	2	13	2	6	5	4	12	9	2
SAN DIEGO	11	5	11	1	4	2	9	5	14	7	7	11	11	14	2	6	13	10	2	8	13	14
SAN FRANCISCO	15	1	8	1	1	13	13	15	1	14	12	9	9	2	11	9	3	4	10	14	6	4
ST. LOUIS	7	9	6	1	1	2	5	6	2	6	5	6	6	4	8	12	11	2	13	6	1	1
WASHINGTON	2	14	3	1	1	13	15	4	4	3	2	3	3	7	3	5	7	3	7	3	3	7

2017 National League Starting Pitching

Club	w	l	era	g	gs	cg	sho	ip	h	r	er	hr	hb	bb	ibb	so	wp	bk	opp avg	
LAD	72	39	3.39	162	162	2	0	885.0	763	360	333	114	28	259	14	912	23	5	.232	
ARI	66	51	3.61	162	162	2	1	941.1	855	423	378	111	25	327	22	988	53	2	.241	
WSH	72	47	3.63	162	162	3	1	973.0	838	428	392	126	37	330	23	1012	22	1	.231	
CHI	64	47	4.05	162	162	2	1	888.1	834	443	400	125	43	290	15	819	34	1	.247	
MIL	59	40	4.10	162	162	1	0	873.0	869	432	398	116	36	282	12	731	18	1	.260	
STL	61	50	4.13	162	162	3	3	919.1	900	462	422	119	36	312	21	821	20	0	.257	
PIT	48	59	4.47	162	162	2	1	894.2	944	476	444	116	33	297	19	767	34	1	.272	
SF	42	73	4.58	162	162	3	2	958.2	1029	520	488	134	26	276	16	776	23	1	.274	
COL	63	56	4.59	162	162	1	1	887.0	923	472	452	126	31	319	11	721	27	9	.272	
ATL	46	72	4.80	162	162	0	0	914.1	970	532	488	124	42	359	20	757	34	5	.273	
PHI	43	62	4.80	162	162	1	0	890.1	936	509	475	150	43	306	11	760	28	7	.272	
SD	45	62	4.83	162	162	2	1	879.1	922	519	472	125	47	350	18	744	51	5	.271	
MIA	47	55	5.12	162	162	1	1	830.2	848	502	473	125	46	356	29	643	25	2	.266	
NYM	49	64	5.14	162	162	2	0	865.2	961	539	494	134	33	324	24	782	31	3	.281	
CIN	44	73	5.55	162	162	2	1	820.0	869	537	506	159	41	352	16	709	28	2	.275	
Totals	821		4.44		2430		13		13461		6615		547		271		451		.261	
		850			1215		27		13420.2		7154		1904		4739		1942		45	

2017 National League Relief Pitching

Club	w	l	era	g	rg	sv	ip	h	r	er	hr	hb	bb	ibb	so	wp	bk	opp avg
LAD	32	19	3.38	162	160	51	559.2	463	220	210	70	12	183	19	637	17	5	.222
ARI	27	18	3.78	162	160	43	499.2	454	236	210	60	13	189	23	494	29	3	.239
CHI	28	23	3.80	162	160	38	559.0	460	252	236	69	23	264	14	620	39	3	.224
STL	22	29	3.81	162	159	43	531.0	493	243	225	64	31	181	29	530	18	0	.247
MIL	27	36	3.83	162	161	54	572.2	512	265	244	69	28	271	33	615	32	1	.240
PIT	27	28	3.84	162	160	36	546.0	520	255	233	66	25	214	13	495	24	1	.249
PHI	23	34	4.18	162	161	33	550.2	535	273	256	71	20	221	28	549	22	4	.253
SF	22	25	4.34	162	159	32	493.1	486	256	238	48	24	220	26	458	32	2	.257
MIA	30	30	4.40	162	161	34	612.0	602	320	299	68	29	271	30	559	32	1	.259
COL	24	19	4.40	162	161	47	550.2	530	285	269	64	19	213	9	549	42	1	.252
WSH	25	18	4.41	162	159	46	473.2	462	244	232	63	23	165	16	445	22	4	.254
SD	26	29	4.49	162	160	45	551.1	495	297	275	101	28	204	10	581	22	6	.239
ATL	26	18	4.58	162	162	36	527.0	493	289	268	68	28	225	19	501	24	0	.246
CIN	24	21	4.65	162	160	33	610.0	573	332	315	89	36	279	21	591	34	5	.248
NYM	21	28	4.82	162	160	34	569.0	577	324	305	86	22	269	27	592	24	2	.262
Totals	384	375	4.18		2403	605	8205.2	7655	4091	3815	1056	361	3369	317	8216	413	38	.246

2017 National League Pinch Hitting

Club	AVG	AB	R	H	TB	2B	3B	HR	RBI	SH	SF	HP	BB	IBB	SO	SB	CS	DP	SLG	OBP
ST. LOUIS	.300	247	37	74	104	11	2	5	30	2	4	5	33	3	67	1	2	6	.421	.388
MIAMI	.262	248	21	65	94	11	0	6	33	3	2	6	12	1	66	2	0	2	.379	.310
PHILADELPHIA	.255	208	23	53	82	17	0	4	26	0	4	3	21	0	51	0	0	4	.394	.326
LOS ANGELES	.243	301	40	73	116	17	1	8	39	0	0	2	39	1	83	3	2	7	.385	.333
CHICAGO	.238	248	36	59	86	10	1	5	41	0	3	8	34	2	71	4	1	8	.347	.345
NEW YORK	.237	215	29	51	79	8	1	6	30	1	1	3	25	1	62	3	0	5	.367	.324
ATLANTA	.231	242	29	56	100	10	2	10	54	6	1	3	16	1	67	6	0	6	.413	.286
MILWAUKEE	.220	254	25	56	94	12	1	8	30	0	0	3	25	1	88	2	0	10	.370	.298
ARIZONA	.215	205	36	44	72	7	0	7	34	2	4	7	33	3	78	1	0	5	.351	.337
WASHINGTON	.213	216	23	46	69	8	0	5	28	1	3	0	21	2	65	1	0	3	.319	.279
COLORADO	.206	228	32	47	81	14	1	6	32	5	3	2	20	0	86	2	1	8	.355	.273
SAN FRANCISCO	.205	263	32	54	84	11	2	5	30	4	7	3	16	0	95	4	0	8	.319	.253
CINCINNATI	.201	219	17	44	78	9	2	7	31	3	1	2	15	0	71	1	1	6	.356	.257
PITTSBURGH	.199	241	22	48	74	6	1	6	25	1	0	4	29	1	61	1	2	11	.307	.296
SAN DIEGO	.165	218	21	36	59	5	0	6	23	0	1	2	17	1	76	2	3	5	.271	.231
TOTALS	.227	3553	423	806	1272	156	14	94	486	28	34	53	356	17	1087	33	12	94	.358	.304

2017 National League Batting Leaders

BATTING AVERAGE

.331	Blackmon,C	COL
.322	Murphy,D	WSH
.322	Turner,J	LA
.320	Votto,J	CIN
.320	Posey,B	SF
.312	Ozuna,M	MIA
.310	LeMahieu,D	COL
.309	Arenado,N	COL
.308	Gordon,D	MIA
.307	Freeman,F	ATL

RUNS

137	Blackmon,C	COL
123	Stanton,G	MIA
117	Goldschmid,P	ARI
114	Gordon,D	MIA
111	Bryant,K	CHI
106	Votto,J	CIN
100	Yelich,C	MIA
100	Arenado,N	COL
99	Rizzo,A	CHI
95	(03) PLAYERS	TIED

DOUBLES

43	Arenado,N	COL
43	Murphy,D	WSH
42	Herrera,O	PHI
41	Rendon,A	WSH
39	Markakis,N	ATL
38	Bryant,K	CHI
37	Duval,A	CIN
37	Drury,B	ARI
36	Yelich,C	MIA
35	(02) PLAYERS	TIED

WALKS

134	Votto,J	CIN
109	Carpenter,M	STL
95	Bryant,K	CHI
94	Goldschmid,P	ARI
91	Rizzo,A	CHI
87	Lamb,J	ARI
85	Stanton,G	MIA
84	Suarez,E	CIN
84	Rendon,A	WSH
80	Yelich,C	MIA

OUTFIELD ASSISTS

15	Duval,A	CIN
13	Hamilton,B	CIN
10	Ozuna,M	MIA
9	Stanton,G	MIA
9	Renfroe,H	SD
9	Parra,G	COL
9	McCutchen,A	PIT
8	(04) PLAYERS	TIED

DAY BATTING AVG

.364	Blackmon,C	COL
.359	Turner,J	LA
.348	Freeman,F	ATL
.341	Votto,J	CIN
.332	Murphy,D	WSH
.326	Hernandez,C	PHI
.321	Ozuna,M	MIA
.320	Goldschmid,P	ARI
.318	Arenado,N	COL
.315	Inciarte,E	ATL

HOME RUNS

59	Stanton,G	MIA
37	Bellinger,C	LA
39	Arenado,N	COL
37	Ozuna,M	MIA
37	Blackmon,C	COL
36	Goldschmid,P	ARI
36	Zimmerman,R	WSH
36	Votto,J	CIN
32	Rizzo,A	CHI
31	(03) PLAYERS	TIED

HITS

213	Blackmon,C	COL
201	Gordon,D	MIA
201	Inciarte,E	ATL
191	Ozuna,M	MIA
189	LeMahieu,D	COL
187	Arenado,N	COL
179	Votto,J	CIN
172	Murphy,D	WSH
170	Yelich,C	MIA
168	Stanton,G	MIA

TRIPLES

14	Blackmon,C	COL
11	Hamilton,B	CIN
9	Gordon,D	MIA
9	Fowler,D	STL
7	Margot,M	SD
7	Arenado,N	COL
7	Cozart,Z	CIN
7	Reyes,J	NY
6	(06) PLAYERS	TIED

ON-BASE PERCENTAGE

.454	Votto,J	CIN
.415	Turner,J	LA
.411	Pham,T	STL
.409	Bryant,K	CHI
.404	Goldschmid,P	ARI
.403	Rendon,A	WSH
.403	Freeman,F	ATL
.400	Posey,B	SF
.399	Blackmon,C	COL
.392	Rizzo,A	CHI

HOME BATTING AVG

.391	Blackmon,C	COL
.345	Zimmerman,R	WSH
.345	Posey,B	SF
.344	Ozuna,M	MIA
.336	Arenado,N	COL
.332	Gordon,D	MIA
.328	Votto,J	CIN
.327	LeMahieu,D	COL
.327	Cozart,Z	CIN
.326	Inciarte,E	ATL

NIGHT BATTING AVG

.324	Posey,B	SF
.319	Pham,T	STL
.317	Murphy,D	WSH
.313	Taylor,C	LA
.312	LeMahieu,D	COL
.312	Blackmon,C	COL
.311	Peralta,D	ARI
.309	Turner,J	LA
.308	Votto,J	CIN
.307	Ozuna,M	MIA

RUNS BATTED IN

132	Stanton,G	MIA
130	Arenado,N	COL
124	Ozuna,M	MIA
120	Goldschmid,P	ARI
109	Rizzo,A	CHI
108	Zimmerman,R	WSH
105	Lamb,J	ARI
104	Blackmon,C	COL
101	Shaw,T	MIL
100	Votto,J (tied)	CIN

TOTAL BASES

387	Blackmon,C	COL
377	Stanton,G	MIA
355	Arenado,N	COL
336	Ozuna,M	MIA
323	Votto,J	CIN
314	Goldschmid,P	ARI
300	Zimmerman,R	WSH
295	Bryant,K	CHI
290	Rizzo,A	CHI
290	Murphy,D	WSH

STOLEN BASES

60	Gordon,D	MIA
59	Hamilton,B	CIN
46	Turner,T	WSH
25	Pham,T	STL
24	Reyes,J	NY
23	Peraza,J	CIN
23	Villar,J	MIL
22	Inciarte,E	ATL
21	Broxton,K	MIL
21	Marte,S	PIT

SLUGGING PERCENTAGE

.631	Stanton,G	MIA
.601	Blackmon,C	COL
.586	Freeman,F	ATL
.586	Arenado,N	COL
.581	Bellinger,C	LA
.578	Votto,J	CIN
.573	Zimmerman,R	WSH
.563	Goldschmid,P	ARI
.548	Ozuna,M	MIA
.548	Cozart,Z	CIN

ROAD BATTING AVG

.341	Murphy,D	WSH
.340	Pham,T	STL
.336	Taylor,C	LA
.331	Bryant,K	CHI
.320	Panik,J	SF
.319	Turner,J	LA
.317	Realmutto,J	MIA
.313	Votto,J	CIN
.308	Cabrera,A	NY
.304	Markakis,N	ATL

VS RIGHTY AVG

.332	Murphy,D	WSH
.331	Votto,J	CIN
.329	Blackmon,C	COL
.318	Freeman,F	ATL
.314	Gordon,D	MIA
.313	Ozuna,M	MIA
.310	Pham,T	STL
.307	Inciarte,E	ATL
.304	Posey,B	SF
.302	Peralta,D	ARI

MULTI-HIT GAMES

68	Blackmon,C	COL
60	Ozuna,M	MIA
59	Gordon,D	MIA
57	Inciarte,E	ATL
52	Arenado,N	COL
52	LeMahieu,D	COL
51	Votto,J	CIN
50	Yelich,C	MIA
49	Murphy,D	WSH
48	Stanton,G	MIA

GRAND SLAMS

4	Gennett,S	CIN
3	Taylor,C	LA
2	Francor,M	PHI
2	Martinez,J	ARI
2	Granderson,C	LA
1	(54) PLAYERS	TIED

HITTING STREAKS

21	Herrera,O	PHI
	07/28 - 09/08	
19	Harper,B	WSH
	07/01 - 07/27	
17	Gordon,D	MIA
	08/27 - 09/14	
17	Votto,J	CIN
	07/26 - 08/12	
16	(04) STREAKS	TIED

EXTRA-BASE HITS

91	Stanton,G	MIA
87	Arenado,N	COL
86	Blackmon,C	COL
73	Goldschmid,P	ARI
71	Duval,A	CIN
71	Bryant,K	CHI
71	Votto,J	CIN
69	(04) PLAYERS	TIED

RISP BATTING AVG

.409	Murphy,D	WSH
.385	Arenado,N	COL
.383	Blackmon,C	COL
.375	Rendon,A	WSH
.371	Votto,J	CIN
.365	Goldschmid,P	ARI
.361	Seager,C	LA
.356	Ozuna,M	MIA
.346	Freeman,F	ATL
.345	Span,D	SF

VS LEFTY AVG

.420	Arenado,N	COL
.392	Cabrera,A	NY
.380	Turner,J	LA
.362	LeMahieu,D	COL
.360	Posey,B	SF
.337	Cozart,Z	CIN
.337	Rendon,A	WSH
.336	McCutchen,A	PIT
.333	Blackmon,C	COL
.331	Zimmerman,R	WSH

CAUGHT STEALING

16	Gordon,D	MIA
13	Hamilton,B	CIN
10	Blackmon,C	COL
9	Inciarte,E	ATL
8	Turner,T	WSH
8	Peraza,J	CIN
8	Villar,J	MIL
8	Phillips,B	ATL
7	(06) PLAYERS TIED	

GROUNDED INTO DP

25	Kemp,M	ATL
24	LeMahieu,D	COL
21	Puig,Y	LA
21	Franco,M	PHI
21	Joseph,T	PHI
21	Arenado,N	COL
21	Rizzo,A	CHI
20	Shaw,T	MIL
19	Cabrera,A	NY
19	Phillips,B	ATL

HARDEST TO FAN
(PLATE APP. PER SO)

10.6	Panik,J	SF
9.7	Turner,J	LA
8.6	Posey,B	SF
8.5	Votto,J	CIN
8.4	Solarte,Y	SD
7.9	Span,D	SF
7.7	Murphy,D	WSH
7.7	Rizzo,A	CHI
7.6	Inciarte,E	ATL
7.6	LeMahieu,D	COL

EARNED RUN AVERAGE

2.31	Kershaw,C	LA
2.51	Scherzer,M	WSH
2.52	Strasburg,S	WSH
2.89	Ray,R	ARI
2.96	Gonzalez,G	WSH
3.20	Greinke,Z	ARI
3.43	Lynn,L	STL
3.49	Nelson,J	MIL
3.53	Arrieta,J	CHI
3.53	Degrom,J	NY

GAMES STARTED

33	Davies,Z	MIL
33	Straily,D	MIA
33	Cole,G	PIT
33	Lynn,L	STL
32	(09) PLAYERS TIED	

STRIKEOUTS

268	Scherzer,M	WSH
239	Degrom,J	NY
218	Ray,R	ARI
217	Martinez,C	STL
215	Greinke,Z	ARI
205	Samardzija,J	SF
204	Strasburg,S	WSH
202	Kershaw,C	LA
199	Nelson,J	MIL
196	Cole,G	PIT

SACRIFICE BUNTS

14	Davies,Z	MIL
12	Cole,G	PIT
12	Teheran,J	ATL
9	Godley,Z	ARI
9	Nova,I	PIT
8	Marquez,G	COL
8	Straily,D	MIA
8	Corbin,P	ARI
8	Urena,J	MIA
8	Richard,C	SD

INTENTIONAL WALKS

20	Votto,J	CIN
15	Baez,J	CHI
15	Goldschmid,P	ARI
14	Murphy,D	WSH
14	Freeman,F	ATL
13	Bellinger,C	LA
13	Lamb,J	ARI
13	Stanton,G	MIA
13	Posey,B	SF
13	Mercer,J	PIT

RBI RATIO
(AT BATS PER RBI)

4.5	Stanton,G	MIA
4.7	Goldschmid,P	ARI
4.7	Arenado,N	COL
4.9	Zimmerman,R	WSH
4.9	Ozuna,M	MIA
4.9	Bellinger,C	LA
5.1	Rendon,A	WSH
5.1	Lamb,J	ARI
5.2	Rizzo,A	CHI
5.3	Shaw,T	MIL

SACRIFICE FLIES

11	Duvall,A	CIN
9	Crawford,B	SF
9	Parra,G	COL
9	Molina,Y	STL
8	Panik,J	SF
7	Gyorko,J	STL
7	Myers,W	SD
7	Turner,J	LA
6	(08) PLAYERS TIED	

HIT BY PITCH

24	Rizzo,A	CHI
23	Harrison,J	PIT
20	Flowers,T	ATL
19	Turner,J	LA
18	Dietrich,D	MIA
15	Bryant,K	CHI
15	Freesse,D	PIT
14	Schebler,S	CIN
13	Suzuki,K	ATL
12	(02) PLAYERS TIED	

HOME RUN RATIO
(AT BATS PER HOME RUN)

10.1	Stanton,G	MIA
12.3	Bellinger,C	LA
14.6	Zimmerman,R	WSH
15.1	Thames,E	MIL
15.5	Goldschmid,P	ARI
15.5	Votto,J	CIN
15.7	Freeman,F	ATL
15.8	Schebler,S	CIN
16.4	Arenado,N	COL
16.6	Ozuna,M	MIA

STRIKEOUTS

191	Story,T	COL
180	Myers,W	SD
178	Santana,D	MIL
175	Broxton,K	MIL
175	Reynolds,M	COL
170	Duvall,A	CIN
163	Stanton,G	MIA
163	Thames,E	MIL
152	Lamb,J	ARI
150	Schwarber,K	CHI

AT-BATS

662	Inciarte,E	ATL
653	Gordon,D	MIA
644	Blackmon,C	COL
613	Ozuna,M	MIA
609	LeMahieu,D	COL
608	Galvis,F	PHI
606	Arenado,N	COL
602	Yelich,C	MIA
597	Stanton,G	MIA
593	Markakis,N	ATL

GAMES

162	Votto,J	CIN
162	Galvis,F	PHI
160	Markakis,N	ATL
159	Bell,J	PIT
159	Arenado,N	COL
159	Ozuna,M	MIA
159	Stanton,G	MIA
159	Blackmon,C	COL
158	Gordon,D	MIA
157	(03) PLAYERS TIED	

2017 National League Pitching Leaders

WINS

18	Kershaw,C	LA
17	Davies,Z	MIL
17	Greinke,Z	ARI
16	Wood,A	LA
16	Scherzer,M	WSH
15	Degrom,J	NY
15	Ray,R	ARI
15	Strasburg,S	WSH
15	Gonzalez,G	WSH
14	(03) PLAYERS TIED	

COMPLETE GAMES

2	Martinez,C	STL
2	Richard,C	SD
2	Scherzer,M	WSH
2	Nova,I	PIT
1	(19) PLAYERS TIED	

WINNING PERCENTAGE

.842	Wood,A	LA (16-03)
.818	Kershaw,C	LA (18-04)
.789	Strasburg,S	WSH (15-04)
.750	Ray,R	ARI (15-05)
.750	Anderson,C	MIL (12-04)
.727	Scherzer,M	WSH (16-06)
.708	Greinke,Z	ARI (17-07)
.706	Wainwright,A	STL (12-05)
.684	Maeda,K	LA (13-06)
.667	(03) PLAYERS TIED	

WINNING STREAKS

12	Kershaw,C	LA
	05/06 - 09/01	
11	Wood,A	LA
	04/15 - 07/15	
8	Degrom,J	NY
	06/12 - 07/24	
7	Weaver,L	STL
	08/02 - 09/20	
6	(07) STREAKS TIED	

GAMES

76	Knebel,C	MIL
76	Nicasio,J	STL
75	Bowman,M	STL
75	Blevins,J	NY
74	Neis,H	PHI
73	Barnes,J	MIL
73	Edwards,C	CHI
73	Rivero,F	PIT
73	Cecil,B	STL
72	Hand,B	SD

SHUTOUTS

2	Martinez,C	STL
1	(11) PLAYERS TIED	

SAVES

41	Holland,G	COL
41	Jansen,K	LA
39	Knebel,C	MIL
39	Rodney,F	ARI
32	Davis,W	CHI
28	Iglesias,R	CIN
27	Ramos,A	NY
26	Neis,H	PHI
22	Johnson,J	ATL
21	(03) PLAYERS TIED	

INNINGS PITCHED

207.2	Samardzija,J	SF
205.0	Martinez,C	STL
203.0	Cole,G	PIT
202.1	Greinke,Z	ARI
201.1	Degrom,J	NY
201.0	Gonzalez,G	WSH
200.2	Scherzer,M	WSH
197.1	Richard,C	SD
191.1	Davies,Z	MIL
190.0	Dickey,R	ATL

OPP AVERAGE AGAINST

.178	Scherzer,M	WSH
.199	Ray,R	ARI
.204	Strasburg,S	WSH
.212	Kershaw,C	LA
.216	Gonzalez,G	WSH
.223	Lynn,L	STL
.230	Greinke,Z	ARI
.232	Martinez,C	STL
.235	Chacin,J	SD
.235	Arrieta,J	CHI

HOME ERA

1.79	Chacin,J	SD
2.58	Kershaw,C	LA
2.75	Strasburg,S	WSH
2.76	Gonzalez,G	WSH
2.87	Greinke,Z	ARI
2.95	Lynn,L	STL
2.98	Nola,A	PHI
3.14	Nelson,J	MIL
3.15	Corbin,P	ARI
3.21	Urena,J	MIA

HITS ALLOWED

240	Richard,C	SD
208	Corbin,P	ARI
204	Davies,Z	MIL
204	Samardzija,J	SF
203	Nova,I	PIT
200	Moore,M	SF
199	Cole,G	PIT
193	Dickey,R	ATL
186	Teheran,J	ATL
182	Perdomo,L	SD

WILD PITCHES

114	Cahill,T	SD
14	Arrieta,J	CHI
13	Godley,Z	ARI
13	Dickey,R	ATL
12	Lorenzen,M	CIN
12	Chatwood,T	COL
12	Greinke,Z	ARI
11	Perdomo,L	SD
11	Pivetta,N	PHI
11	Lackey,J	CHI

BALKS

3	Torres,J	SD
3	Garcia,J	ATL
2	(12) PLAYERS TIED	

ROAD ERA

1.82	Scherzer,M	WSH
1.86	Ray,R	ARI
2.03	Kershaw,C	LA
2.04	Davies,Z	MIL
2.26	Strasburg,S	WSH
2.92	Walker,T	ARI
3.12	Gonzalez,G	WSH
3.14	Teheran,J	ATL
3.65	Greinke,Z	ARI
3.70	Degrom,J	NY

LOSSES

15	Moore,M	SF
15	Samardzija,J	SF
15	Chatwood,T	COL
15	Richard,C	SD
14	Nova,I	PIT
13	Foltynewic,M	ATL
13	Corbin,P	ARI
13	Teheran,J	ATL
12	(04) PLAYERS TIED	

HIT BATSMEN

14	Urena,J	MIA
14	Chacin,J	SD
12	Lackey,J	CHI
11	Scherzer,M	WSH
10	Foltynewic,M	ATL
10	Storen,D	CIN
10	Lynn,L	STL
10	Arrieta,J	CHI
10	Dickey,R	ATL
9	(05) PLAYERS TIED	

WALKS

79	Gonzalez,G	WSH
78	Lynn,L	STL
77	Chatwood,T	COL
72	Kuhl,C	PIT
72	Teheran,J	ATL
72	Chacin,J	SD
71	Ray,R	ARI
71	Martinez,C	STL
67	(03) PLAYERS TIED	

DAY ERA

1.83	Kershaw,C	LA
2.06	Strasburg,S	WSH
2.32	Nelson,J	MIL
2.40	Urena,J	MIA
2.47	Gonzalez,G	WSH
2.50	Kuhl,C	PIT
2.87	Corbin,P	ARI
2.93	Anderson,C	MIL
2.95	Williams,T	PIT
3.16	Wacha,M	STL

HOME RUNS ALLOWED

36	Lackey,J	CHI
31	Straily,D	MIA
31	Cole,G	PIT
31	Teheran,J	ATL
30	Samardzija,J	SF
29	Adleman,T	CIN
29	Nova,I	PIT
28	Degrom,J	NY
27	(03) PLAYERS TIED	

EARNED RUNS

107	Moore,M	SF
105	Richard,C	SD
102	Samardzija,J	SF
96	Cole,G	PIT
94	Roark,T	WSH
94	Teheran,J	ATL
90	Dickey,R	ATL
89	Pivetta,N	PHI
87	(03) PLAYERS TIED	

RUNS ALLOWED

116	Moore,M	SF
114	Richard,C	SD
107	Samardzija,J	SF
105	Roark,T	WSH
103	Teheran,J	ATL
101	Lester,J	CHI
99	Dickey,R	ATL
98	Cole,G	PIT
97	Perdomo,L	SD
97	Corbin,P	ARI

NIGHT ERA

2.48	Kershaw,C	LA
2.52	Ray,R	ARI
2.58	Wood,A	LA
2.72	Scherzer,M	WSH
2.93	Greinke,Z	ARI
3.17	Gonzalez,G	WSH
3.28	Arrieta,J	CHI
3.47	Lynn,L	STL
3.56	Walker,T	ARI
3.58	Degrom,J	NY

FEWEST WALKS PER 9 INN

1.4	Samardzija,J	SF
1.5	Kershaw,C	LA
1.7	Nova,I	PIT
2.0	Greinke,Z	ARI
2.4	Blach,T	SF
2.4	Strasburg,S	WSH
2.4	Cole,G	PIT
2.5	Nelson,J	MIL
2.5	Scherzer,M	WSH
2.6	Davies,Z	MIL

STRIKEOUTS PER 9 INN

12.1	Ray,R	ARI
12.0	Scherzer,M	WSH
10.7	Degrom,J	NY
10.5	Strasburg,S	WSH
10.4	Kershaw,C	LA
10.2	Nelson,J	MIL
9.9	Nola,A	PHI
9.6	Greinke,Z	ARI
9.5	Martinez,C	STL
9.0	Lester,J	CHI

GAMES FINISHED

58	Holland,G	COL
57	Iglesias,R	CIN
57	Jansen,K	LA
56	Neris,H	PHI
56	Davis,W	CHI
55	Ramos,A	NY
53	Rodney,F	ARI
48	Knebel,C	MIL
40	Rivero,F	PIT
38	(02) PLAYERS TIED	

2017 National League Rookie Batting Leaders

BATTING AVERAGE

.309	Martinez,J	STL
.299	Camargo,J	ATL
.288	Williams,N	PHI
.286	Albies,O	ATL
.285	DeJong,P	STL
.279	Pina,M	MIL
.270	Asuaje,C	SD
.267	Bellinger,C	LA
.265	Aguilar,J	MIL
.263	Margot,M	SD

RUNS

87	Bellinger,C	LA
75	Bell,J	PIT
62	Happ,I	CHI
59	Swanson,D	ATL
55	DeJong,P	STL
53	Margot,M	SD
51	Renfroe,H	SD
47	Martinez,J	STL
45	Williams,N	PHI
45	Pina,M	MIL

HOME RUNS

39	Bellinger,C	LA
26	Renfroe,H	SD
26	Bell,J	PIT
25	DeJong,P	STL
24	Happ,I	CHI
18	Hoskins,R	PHI
16	Aguilar,J	MIL
14	Martinez,J	STL
13	(03) PLAYERS TIED	

HITS

140	Bell,J	PIT
128	Bellinger,C	LA
128	Margot,M	SD
119	DeJong,P	STL
113	Swanson,D	ATL
103	Renfroe,H	SD
92	Happ,I	CHI
92	Pina,M	MIL
90	Williams,N	PHI
84	Martinez,J	STL

RUNS BATTED IN

97	Bellinger,C	LA
90	Bell,J	PIT
68	Happ,I	CHI
65	DeJong,P	STL
58	Renfroe,H	SD
55	Williams,N	PHI
52	Aguilar,J	MIL
51	Swanson,D	ATL
48	Hoskins,R	PHI
46	Martinez,J	STL

TOTAL BASES

279	Bellinger,C	LA
256	Bell,J	PIT
222	DeJong,P	STL
208	Renfroe,H	SD
199	Margot,M	SD
187	Happ,I	CHI
158	Swanson,D	ATL
148	Williams,N	PHI
141	Aguilar,J	MIL
141	Martinez,J	STL

MULTI-HIT GAMES

39	Margot,M	SD
32	Bell,J	PIT
31	DeJong,P	STL
30	Bellinger,C	LA
26	Williams,N	PHI
26	Pina,M	MIL
25	Renfroe,H	SD
24	Swanson,D	ATL
21	Asuaje,C	SD
21	Camargo,J	ATL

GRAND SLAMS

1	Happ,I	CHI
1	Bellinger,C	LA
1	Kivlehan,P	CIN
1	Williams,N	PHI
1	Renfroe,H	SD
1	Valaika,P	COL
1	Kelly,T	PHI
1	Aguilar,J	MIL
1	Martinez,J	STL

DOUBLES

26	DeJong,P	STL
26	Bellinger,C	LA
26	Bell,J	PIT
25	Renfroe,H	SD
23	Swanson,D	ATL
21	Camargo,J	ATL
21	Goodwin,B	WSH
21	Pina,M	MIL
18	Margot,M	SD
17	Happ,I	CHI

WALKS

66	Bell,J	PIT
64	Bellinger,C	LA
59	Swanson,D	ATL
39	Happ,I	CHI
37	Hoskins,R	PHI
35	Margot,M	SD
33	Nimmo,B	NY
32	Martinez,J	STL
31	Knapp,A	PHI
28	Asuaje,C	SD

OUTFIELD ASSISTS

9	Renfroe,H	SD
6	Margot,M	SD
5	Goodwin,B	WSH
4	Williams,N	PHI
4	Phillips,B	MIL
4	Osuna,J	PIT
4	Happ,I	CHI
2	(07) PLAYERS TIED	

TRIPLES

7	Margot,M	SD
6	Bell,J	PIT
5	Albies,O	ATL
4	Bellinger,C	LA
4	Rosario,A	NY
4	Williams,N	PHI
4	Osuna,J	PIT
3	Happ,I	CHI
3	Cordero,F	SD
3	Telis,T	MIA

ON-BASE PERCENTAGE

.379	Martinez,J	STL
.354	Albies,O	ATL
.352	Bellinger,C	LA
.338	Williams,N	PHI
.334	Asuaje,C	SD
.334	Bell,J	PIT
.331	Aguilar,J	MIL
.331	Camargo,J	ATL
.328	Happ,I	CHI
.327	Pina,M	MIL

STOLEN BASES

17	Margot,M	SD
10	Bellinger,C	LA
10	Adams,L	ATL
8	Happ,I	CHI
8	Albies,O	ATL
7	Rosario,A	NY
6	Goodwin,B	WSH
5	Phillips,B	MIL
5	Tapia,R	COL
4	(03) PLAYERS TIED	

SLUGGING PERCENTAGE

.581	Bellinger,C	LA
.532	DeJong,P	STL
.518	Martinez,J	STL
.514	Happ,I	CHI
.505	Aguilar,J	MIL
.498	Goodwin,B	WSH
.473	Williams,N	PHI
.467	Renfroe,H	SD
.466	Bell,J	PIT
.456	Albies,O	ATL

HITTING STREAKS

13	Hoskins,R	PHI
	08/19 - 08/31	
13	Albies,O	ATL
	09/02 - 09/15	
12	Williams,N	PHI
	09/02 - 09/14	
11	Rivera,T	NY
	06/29 - 07/16	
10	(02) STREAKS TIED	

EXTRA-BASE HITS

69	Bellinger,C	LA
58	Bell,J	PIT
52	DeJong,P	STL
52	Renfroe,H	SD
44	Happ,I	CHI
38	Margot,M	SD
35	Goodwin,B	WSH
33	Aguilar,J	MIL
31	Swanson,D	ATL
30	(02) PLAYERS TIED	

2017 National League Rookie Pitching Leaders**EARNED RUN AVERAGE**

3.12	Castillo,L	CIN
3.42	Suter,B	MIL
4.07	Williams,T	PIT
4.10	Freeland,K	COL
4.26	Lively,B	PHI
4.32	Newcomb,S	ATL
4.39	Marquez,G	COL
4.45	Romano,S	CIN
4.57	Lamet,D	SD
4.68	Stephenson,R	CIN

GAMES STARTED

29	Marquez,G	COL
28	Freeland,K	COL
26	Pivetta,N	PHI
25	Williams,T	PIT
24	Blach,T	SF
22	Gsellman,R	NY
21	Lamet,D	SD
20	Senzatela,A	COL
19	Newcomb,S	ATL
16	(02) PLAYERS TIED	

STRIKEOUTS

147	Marquez,G	COL
140	Pivetta,N	PHI
139	Lamet,D	SD
117	Williams,T	PIT
108	Newcomb,S	ATL
107	Freeland,K	COL
102	Senzatela,A	COL
98	Castillo,L	CIN
86	Stephenson,R	CIN
84	Leiter,M	PHI

WINS

11	Marquez,G	COL
11	Freeland,K	COL
10	Senzatela,A	COL
8	Gsellman,R	NY
8	Blach,T	SF
8	Pivetta,N	PHI
7	Lamet,D	SD
7	Weaver,L	STL
7	Torres,J	SD
7	Williams,T	PIT

COMPLETE GAMES

1	Gsellman,R	NY
1	Blach,T	SF
1	Lively,B	PHI
1	Bonilla,L	CIN

WINNING PERCENTAGE

.667	Senzatela,A	COL (10-05)
.611	Marquez,G	COL (11-07)
.533	Gsellman,R	NY (08-07)
.500	Freeland,K	COL (11-11)
.467	Lamet,D	SD (07-08)
.444	Pivetta,N	PHI (08-10)
.438	Williams,T	PIT (07-09)
.400	Blach,T	SF (08-12)

WINNING STREAKS

7	Weaver,L	STL
	08/02 - 09/20	
4	(08) STREAKS TIED	1

GAMES

69	Peralta,W	CIN
68	Garcia,J	MIA
62	Torres,J	SD
61	Drake,O	MIL
57	Sewald,P	NY
54	Smoker,J	NY
50	Brebbia,J	STL
46	Maton,P	SD
44	Okert,S	SF
43	Jackson,L	ATL

SHUTOUTS

1	Blach,T	SF
---	---------	----

SAVES

8	Glover,K	WSH
2	Grace,M	WSH
(10) PLAYERS TIED		

INNINGS PITCHED

163.2	Blach,T	SF
162.0	Marquez,G	COL
156.0	Freeland,K	COL
150.1	Williams,T	PIT
134.2	Senzatela,A	COL
133.0	Pivetta,N	PHI
119.2	Gsellman,R	NY
114.1	Lamet,D	SD
100.0	Newcomb,S	ATL
99.1	Hoffman,J	COL

OPP AVERAGE AGAINST

.202	Castillo,L	CIN
.210	Lamet,D	SD
.254	Senzatela,A	COL
.254	Leiter,M	PHI
.255	Williams,T	PIT
.256	Stephenson,R	CIN
.260	Newcomb,S	ATL
.263	Suter,B	MIL
.269	Lively,B	PHI
.273	Hoffman,J	COL

FINAL AMERICAN LEAGUE STATS
2017 American League Batting

Club	avg	g	ab	r	or	h	tb	2b	3b	hr	gs	rbi	sh	sf	hp	bb	ibb	so	sb	cs	dp	lob	sho	slg	obp
HOU	.282	162	5611	896	700	1581	2681	346	20	238	5	854	11	61	70	509	27	1087	98	42	139	1094	6	.478	.346
CLE	.263	162	5511	818	564	1449	2476	333	29	212	5	780	23	45	50	604	30	1153	88	23	125	1158	6	.449	.339
NY Yankees	.262	162	5594	858	660	1463	2498	266	23	241	4	821	18	56	64	616	22	1386	90	22	119	1184	3	.447	.339
BAL	.260	162	5650	743	841	1469	2458	269	12	232	6	713	10	37	50	392	12	1412	32	13	138	1041	12	.435	.312
MIN	.260	162	5557	815	788	1443	2409	286	31	206	4	781	26	39	46	593	26	1342	95	28	105	1147	2	.434	.334
KC	.259	162	5536	702	791	1436	2323	260	24	193	5	660	17	37	45	390	19	1166	91	31	160	1005	15	.420	.311
SEA	.259	162	5551	750	772	1436	2351	281	17	200	5	714	14	35	78	487	31	1267	89	35	131	1084	11	.424	.325
DET	.258	162	5556	735	894	1435	2355	289	35	187	7	699	11	27	52	503	21	1313	65	34	128	1104	12	.424	.324
BOS	.258	162	5669	785	668	1461	2305	302	19	168	0	735	9	36	53	571	48	1224	106	31	141	1134	10	.407	.329
CHW	.256	162	5513	706	820	1412	2300	256	37	186	1	670	35	33	76	401	17	1397	71	31	124	1055	8	.417	.314
OAK	.246	162	5464	739	826	1344	2381	305	15	234	6	708	13	40	43	565	15	1491	57	22	129	1075	6	.436	.319
TB	.245	162	5478	694	704	1340	2314	226	32	228	4	671	16	48	55	545	33	1538	88	34	115	1114	11	.422	.317
TEX	.244	162	5430	799	816	1326	2334	255	21	237	3	756	27	39	81	544	18	1493	113	44	110	1015	6	.430	.320
LAA	.243	162	5415	710	709	1314	2151	251	14	186	4	678	17	46	70	523	30	1198	136	44	141	1033	12	.397	.315
TOR	.240	162	5499	693	784	1320	2265	269	5	222	7	661	25	35	51	542	12	1327	53	24	153	1064	9	.412	.312
Totals	.256		83034	11337		35601		334		66		272		614		7785		361		1272		1958		129	.429
		1215		11443		21229		4194		3170		10901		614		7785		19794		458		16307			

2017 American League Pitching

Club	w	l	era	g	cg	sho	rel	sv	ip	h	r	er	hr	hb	bb	ibb	so	wp	bk	avg
CLE	102	60	3.30	162	7	19	497	37	1440.2	1267	564	529	163	45	406	15	1614	48	1	.236
BOS	93	69	3.70	162	5	11	515	39	1482.1	1384	668	610	195	49	465	18	1580	43	3	.245
NY Yankees	91	71	3.72	162	2	7	477	36	1448.2	1248	660	599	192	53	504	18	1560	83	4	.228
TB	80	82	3.97	162	0	9	511	53	1445.0	1324	704	638	193	48	503	37	1352	83	4	.242
HOU	101	61	4.12	162	1	9	519	45	1446.0	1314	700	662	192	70	522	17	1593	86	4	.240
LAA	80	82	4.20	162	1	10	543	43	1440.2	1373	709	672	224	44	470	25	1312	57	6	.251
TOR	76	86	4.42	162	2	6	578	45	1465.0	1460	784	720	203	48	549	25	1372	53	4	.258
SEA	78	84	4.46	162	1	9	527	39	1440.1	1399	772	713	237	53	490	28	1244	73	7	.254
MIN	85	77	4.59	162	6	11	520	42	1436.0	1487	788	732	224	69	483	37	1166	52	8	.266
KC	80	82	4.61	162	1	6	538	39	1437.2	1480	791	737	196	52	519	24	1216	48	6	.265
TEX	78	84	4.66	162	2	6	464	29	1434.1	1443	816	742	214	74	559	22	1107	63	7	.261
OAK	75	87	4.67	162	1	6	525	35	1431.0	1444	826	743	210	61	502	17	1202	84	3	.261
CHW	67	95	4.78	162	0	3	520	25	1421.2	1384	820	755	242	68	632	36	1193	67	5	.254
BAL	75	87	4.97	162	1	10	492	35	1441.0	1505	841	795	242	60	579	21	1233	53	6	.269
DET	64	98	5.36	162	2	4	510	32	1420.1	1586	894	846	218	61	538	42	1202	53	4	.282
Totals	1225	1205	4.37	1215	32	126	7736	574	21630.2	21098	11337	10493	3145	855	7721	382	19946	946	72	.254


2017 AMERICAN LEAGUE FIELDING

Club	pct	g	po	a	e	tc	dp	tp	pb
CLEVELAND	.987	162	4322	1447	76	5845	167	0	9
MINNESOTA	.987	162	4308	1477	78	5863	143	1	16
KANSAS CITY	.987	162	4313	1525	79	5917	145	0	11
LOS ANGELES	.986	162	4322	1462	80	5864	135	0	10
DETROIT	.985	162	4261	1389	85	5735	146	1	14
TORONTO	.985	162	4395	1570	92	6057	145	0	8
BALTIMORE	.984	162	4323	1609	95	6027	175	2	8
NEW YORK	.984	162	4346	1468	95	5909	102	0	21
HOUSTON	.983	162	4338	1526	99	5963	153	0	16
TAMPA BAY	.983	162	4335	1433	100	5868	129	0	15
SEATTLE	.982	162	4321	1422	103	5846	147	0	15
TEXAS	.982	162	4303	1616	108	6027	173	0	8
BOSTON	.982	162	4447	1390	107	5944	126	1	19
CHICAGO	.981	162	4265	1541	114	5920	157	0	11
OAKLAND	.980	162	4293	1597	121	6011	162	0	16
TOTALS	.984	1215	64892	22472	1432	88796	2205	5	197

2017 American League Club Miscellaneous

Club	vsLH	vsRH	grass	turf	day	night	1-run	x-inn	vsNL	doubleheaders			attendance	
										w	l	s	home	road
BALTIMORE	26-24	49-63	66-77	9-10	23-26	52-61	21-20	12-4	8-12	0	0	0	2,028,424	2,386,076
BOSTON	18-19	75-50	80-64	13-5	25-23	68-46	22-19	15-3	16-4	0	0	0	2,917,678	2,556,657
CHICAGO	20-26	47-69	64-92	3-3	25-29	42-66	21-23	5-5	6-14	0	0	2	1,629,470	2,303,901
CLEVELAND	36-24	66-36	98-57	4-3	39-17	63-43	20-15	4-2	6-14	1	0	0	2,048,138	2,218,344
DETROIT	21-22	43-76	63-93	1-5	27-30	37-68	17-23	1-4	8-12	0	0	1	2,321,599	2,138,026
HOUSTON	21-24	80-37	96-56	5-5	33-16	68-45	19-13	4-4	15-5	0	1	1	2,403,671	2,186,570
KANSAS CITY	18-23	62-59	75-80	5-2	26-27	54-55	25-16	4-7	9-11	0	0	2	2,220,370	2,276,640
LOS ANGELES	24-24	56-58	76-79	4-3	19-23	61-59	27-22	8-7	11-9	0	0	0	3,019,583	2,240,721
MINNESOTA	26-23	59-54	82-74	3-3	28-33	57-44	15-18	3-3	13-7	0	0	2	2,051,279	2,223,833
NEW YORK	24-23	67-48	85-61	6-10	34-27	57-44	18-26	5-6	15-5	0	1	1	3,146,966	2,620,718
OAKLAND	19-26	56-61	74-80	1-7	35-27	40-60	21-21	4-9	7-13	0	1	1	1,475,721	2,357,284
SEATTLE	22-23	56-61	76-79	2-5	22-31	56-53	26-15	7-5	12-8	0	0	1	2,135,445	2,143,830
TAMPA BAY	19-29	61-53	36-39	44-43	27-29	53-53	21-24	8-6	11-9	0	0	1	1,253,619	2,421,803
TEXAS	22-18	56-66	72-81	6-3	20-23	58-61	13-24	5-5	14-6	0	0	0	2,507,760	2,162,632
TORONTO	18-24	58-62	30-41	46-45	31-29	45-57	26-27	5-14	9-11	0	0	0	3,203,886	2,422,909

2017 American League Club Rank Batting

Club	avg	g	ab	r	or	h	tb	2b	3b	hr	gs	rbi	sh	sf	hp	bb	ibb	so	sb	cs	gi				
																					dp	lob	sho	slg	obp
BALTIMORE	4	1	2	8	14	2	4	8	14	5	3	8	14	9	11	14	14	12	15	1	10	4	12	5	14
BOSTON	9	1	1	6	3	4	12	4	10	15	15	6	15	11	8	4	1	5	3	7	12	12	9	14	5
CHICAGO	10	1	9	12	12	10	13	12	1	13	14	13	1	14	3	13	12	11	11	7	5	5	7	12	12
CLEVELAND	2	1	10	3	1	5	3	2	5	8	5	4	5	5	11	2	4	2	9	4	6	14	3	2	2
DETROIT	8	1	6	10	15	9	7	5	2	12	1	10	12	15	9	11	9	7	12	10	7	10	12	8	7
HOUSTON	1	1	3	1	4	1	1	1	9	2	5	1	12	1	4	10	6	1	4	13	11	9	3	1	1
KANSAS CITY	6	1	8	13	10	7	10	11	6	11	5	15	7	9	14	15	10	3	6	7	15	1	15	11	15
LOS ANGELES	14	1	15	11	6	15	15	14	13	13	9	11	7	4	4	9	4	1	14	12	3	12	15	11	11
MINNESOTA	5	1	5	4	9	6	5	6	4	9	9	3	3	7	13	3	7	9	5	6	1	13	1	6	4
NEW YORK	3	1	4	2	2	3	2	10	7	1	9	2	6	2	6	1	8	10	7	2	4	15	2	3	3
OAKLAND	11	1	13	9	13	11	6	3	12	4	3	9	11	6	15	5	13	13	13	2	8	7	3	4	9
SEATTLE	7	1	7	7	7	7	8	7	11	10	5	7	10	12	2	12	3	6	8	12	9	8	10	9	6
TAMPA BAY	12	1	12	14	5	12	11	15	3	6	9	12	9	3	7	6	2	15	9	10	3	11	10	10	10
TEXAS	13	1	14	5	11	13	9	13	8	3	13	5	2	7	1	7	11	14	2	14	2	2	3	7	8
TORONTO	15	1	11	15	8	14	14	8	15	7	1	14	4	12	10	8	14	8	14	5	14	6	8	13	13

2017 American League Club Rank Pitching

Club	w	l	era	g	cg	sho	rel	sv	ip	h	tbf	r	er	hr	sh	sf	hb	bb	ibb	so	wp	bk
BOSTON	3	13	2	1	3	2	9	6	1	6	11	3	3	5	5	8	5	2	4	3	1	2
CHICAGO	14	2	13	1	14	15	6	15	14	6	8	12	13	14	2	7	12	15	12	13	10	9
CLEVELAND	1	15	1	1	1	1	12	9	7	2	1	1	1	1	5	1	2	1	1	1	2	1
DETROIT	15	1	15	1	4	14	11	13	15	15	14	15	15	10	4	15	10	11	15	11	5	4
HOUSTON	2	14	5	1	8	6	8	2	4	3	5	4	5	2	7	1	14	10	2	2	15	4
KANSAS CITY	6	8	10	1	8	10	3	6	10	12	12	10	10	6	11	11	6	9	8	10	2	10
LOS ANGELES	6	8	6	1	8	4	2	4	7	5	2	6	6	11	13	3	1	3	9	7	8	10
MINNESOTA	5	11	9	1	2	2	6	5	11	13	9	9	9	11	12	10	13	4	13	14	4	15
NEW YORK	4	12	3	1	4	9	14	10	3	1	3	2	2	2	10	4	7	8	4	4	12	4
OAKLAND	12	3	12	1	8	10	5	11	13	10	7	13	12	8	7	11	10	6	2	11	14	2
SEATTLE	9	6	8	1	8	6	4	6	9	8	6	7	7	13	13	14	7	5	11	8	11	13
TAMPA BAY	6	8	4	1	14	6	10	1	5	4	4	5	4	4	15	5	3	7	13	6	12	4
TEXAS	9	6	11	1	4	10	15	14	12	9	10	11	11	9	1	8	15	13	7	15	9	13
TORONTO	11	5	7	1	4	10	1	2	2	11	15	8	8	7	2	5	3	12	9	5	5	4

2017 American League Starting Pitching

Club	w	l	era	g	gs	cg	sho	ip	h	r	er	hr	hb	bb	ibb	so	wp	bk	opp avg
CLE	81	38	3.52	162	162	7	3	951.1	858	389	372	115	30	257	6	1066	26	1	.241
NY Yankees	62	47	3.98	162	162	2	1	910.1	846	446	403	141	26	279	4	907	37	2	.242
HOU	71	39	4.03	162	162	1	0	899.2	829	428	403	115	51	309	2	931	40	2	.243
BOS	64	54	4.06	162	162	5	1	951.1	942	470	429	136	32	286	6	1001	19	2	.255
TB	52	51	4.08	162	162	0	0	899.1	842	453	408	135	25	301	6	841	42	3	.245
LAA	44	58	4.38	162	162	1	1	871.2	860	448	424	151	32	302	6	711	29	4	.259
TOR	47	60	4.57	162	162	2	0	868.1	921	483	441	121	20	337	7	736	21	4	.270
TEX	56	59	4.66	162	162	2	1	918.1	904	512	476	144	46	332	4	640	39	2	.257
SEA	47	53	4.70	162	162	1	0	870.2	874	485	455	158	29	279	5	697	43	3	.261
MIN	61	57	4.73	162	162	6	3	869.2	918	491	457	141	40	296	8	684	25	6	.270
OAK	52	61	4.74	162	162	1	1	877.2	915	522	462	129	29	298	3	675	52	2	.268
KC	52	58	4.89	162	162	1	1	867.1	926	494	471	136	35	273	8	713	26	6	.272
CHW	38	75	5.09	162	162	0	0	873.1	889	545	494	165	35	391	13	682	35	4	.262
DET	47	70	5.20	162	162	2	1	891.2	998	544	515	129	34	299	15	737	18	2	.282
BAL	45	69	5.70	162	162	1	1	846.0	936	557	536	159	29	352	2	728	27	2	.280
Totals	819		4.54		2430		14		13458		6746		493		95		479		.260
		849		1215		32		13366.2		7267		2075		4591		1749		45	

2017 American League Relief Pitching

Club	w	l	era	g	rg	sv	ip	h	r	er	hr	hb	bb	ibb	so	wp	bk	opp avg	
CLE	21	22	2.89	162	155	37	489.1	409	175	157	48	15	149	9	548	22	0	.225	
BOS	29	15	3.15	162	157	39	531.0	442	198	186	59	17	179	12	579	24	1	.226	
NY Yankees	29	24	3.34	162	160	36	538.1	402	214	200	51	27	225	14	653	46	2	.204	
TB	28	31	3.83	162	162	53	545.2	482	251	232	58	23	202	31	511	41	1	.235	
LAA	36	24	3.92	162	161	43	569.0	513	261	248	73	12	168	19	601	28	2	.240	
BAL	30	18	3.93	162	161	35	595.0	569	284	260	83	31	227	19	505	26	4	.253	
SEA	31	31	4.08	162	161	39	569.2	525	287	258	79	24	211	23	547	30	4	.244	
TOR	29	26	4.21	162	160	45	596.2	539	301	279	82	28	212	18	636	32	0	.239	
KC	28	24	4.24	162	161	39	570.1	554	297	269	60	17	246	16	503	22	0	.254	
HOU	30	22	4.27	162	161	45	546.1	485	272	259	77	19	213	15	662	46	2	.234	
CHW	29	20	4.28	162	162	25	548.1	495	275	261	77	33	241	23	511	32	1	.242	
MIN	24	20	4.40	162	156	42	566.1	569	297	277	83	29	187	29	482	27	2	.261	
OAK	23	26	4.57	162	161	35	553.1	529	304	281	81	32	204	14	527	32	1	.250	
TEX	22	25	4.76	162	160	29	516.0	539	304	273	70	28	227	18	467	24	5	.268	
DET	17	28	5.63	162	160	32	528.2	588	350	331	89	27	239	27	465	35	2	.282	
Totals	406	356	4.11		2398	574		8264.0	7640	4070	3771	1070	362	3130	287	8197	467	27	.244

2017 American League Pinch Hitting

Club	AVG	AB	R	H	TB	2B	3B	HR	RBI	SH	SF	HP	BB	IBB	SO	SB	CS	DP	SLG	OBP
DETROIT	.287	94	10	27	34	7	0	0	7	0	0	1	8	1	34	2	0	2	.362	.350
LOS ANGELES	.253	99	9	25	33	5	0	1	19	0	1	0	8	0	27	5	0	3	.333	.306
BOSTON	.244	82	10	20	29	3	0	2	14	0	0	2	9	1	26	0	0	2	.354	.333
TAMPA BAY	.229	105	9	24	35	5	0	2	14	0	0	2	15	1	38	2	0	3	.333	.336
OAKLAND	.220	109	10	24	32	5	0	1	9	0	0	0	14	1	35	0	0	4	.294	.309
MINNESOTA	.207	87	8	18	30	3	0	3	10	1	0	1	15	3	26	0	0	1	.345	.330
TORONTO	.204	108	12	22	31	4	1	1	8	0	0	2	14	0	38	2	0	3	.287	.306
HOUSTON	.203	64	4	13	20	1	0	2	12	0	3	1	4	0	20	0	1	3	.313	.250
CHICAGO	.200	80	6	16	26	2	1	2	7	0	0	0	6	2	28	1	1	3	.325	.256
NEW YORK	.189	95	15	18	33	1	1	4	14	1	1	2	13	0	22	1	0	1	.347	.297
BALTIMORE	.188	85	5	16	22	3	0	1	5	0	1	0	8	1	37	1	0	0	.259	.255
SEATTLE	.179	78	7	14	17	1	1	0	11	0	1	1	11	1	29	1	0	1	.218	.286
TEXAS	.175	57	7	10	20	3	2	1	5	0	1	1	7	0	19	2	0	3	.351	.273
CLEVELAND	.157	83	7	13	25	4	1	2	11	1	0	1	8	2	29	2	0	0	.301	.239
KANSAS CITY	.140	43	2	6	7	1	0	0	3	0	0	0	5	0	19	0	0	0	.163	.229
Totals	.210	1269	121	266	394	48	7	22	149	3	8	14	145	13	427	19	2	29	.310	.296

2017 American League Batting Leaders

BATTING AVERAGE

346	Altuve,J	HOU
330	Garcia,A	CWS
318	Hosmer,E	KC
318	Ramirez,J	CLE
314	Reddick,J	HOU
306	Trout,M	LAA
305	Mauer,J	MIN
304	Abreu,J	CWS
303	Gonzalez,M	HOU
300	Cain,L	KC

RUNS

128	Judge,A	NYY
112	Springer,G	HOU
112	Altuve,J	HOU
107	Ramirez,J	CLE
106	Dozier,B	MIN
101	Betts,M	BOS
100	Andrus,E	TEX
100	Upton,J	LAA
99	Lindor,F	CLE
98	Hosmer,E	KC

DOUBLES

56	Ramirez,J	CLE
49	Lowrie,J	OAK
46	Betts,M	BOS
44	Lindor,F	CLE
44	Andrus,E	TEX
44	Upton,J	LAA
43	Gurriel,Y	HOU
43	Abreu,J	CWS
39	Bregman,A	HOU
39	Altuve,J	HOU

WALKS

127	Judge,A	NYY
104	Encarnacio,E	CLE
94	Trout,M	LAA
88	Santana,C	CLE
84	Souza,S	TB
84	Bautista,J	TOR
83	Frazier,T	NYY
81	Morrison,L	TB
78	Dozier,B	MIN
77	(02) PLAYERS	TIED

OUTFIELD ASSISTS

13	Garcia,A	CWS
12	Gardner,B	NYY
12	Cabrera,M	KC
11	Dyson,J	SEA
11	Benintendi,A	BOS
10	Calhoun,K	LAA
10	Bautista,J	TOR
9	Upton,J	LAA
9	Garcia,L	CWS
9	Deshields,D	TEX

DAY BATTING AVG

364	Hosmer,E	KC
358	Altuve,J	HOU
349	Ramirez,J	CLE
318	Cain,L	KC
316	Mauer,J	MIN
310	Healy,R	OAK
303	Springer,G	HOU
301	Cano,R	SEA
301	Castellano,N	DET
298	Schoop,J	BAL

HOME RUNS

52	Judge,A	NYY
43	Davis,K	OAK
41	Gallo,J	TEX
39	Cruz,N	SEA
38	Moustakas,M	KC
38	Morrison,L	TB
38	Smook,J	TOR
38	Encarnacio,E	CLE
35	Upton,J	LAA
34	(02) PLAYERS	TIED

HITS

204	Altuve,J	HOU
192	Hosmer,E	KC
191	Andrus,E	TEX
189	Abreu,J	CWS
186	Ramirez,J	CLE
182	Schoop,J	BAL
178	Lindor,F	CLE
177	Cabrera,M	KC
175	Cain,L	KC
171	Garcia,A	CWS

TRIPLES

10	Castellano,N	DET
8	Sanchez,Y	CWS
6	Abreu,J	CWS
6	Buxton,B	MIN
6	Ramirez,J	CLE
6	Merrifield,W	KC
6	Bogaerts,X	BOS
6	Mahtook,M	DET
5	(07) PLAYERS	TIED

ON-BASE PERCENTAGE

442	Trout,M	LAA
422	Judge,A	NYY
410	Altuve,J	HOU
385	Hosmer,E	KC
384	Mauer,J	MIN
380	Garcia,A	CWS
377	Encarnacio,E	CLE
377	Gonzalez,M	HOU
375	Cruz,N	SEA
374	Ramirez,J	CLE

HOME BATTING AVG

344	Reddick,J	HOU
333	Garcia,A	CWS
332	Rosario,E	MIN
314	Ramirez,J	CLE
313	Segura,J	SEA
312	Judge,A	NYY
312	Trout,M	LAA
311	Cain,L	KC
311	Altuve,J	HOU
310	Hosmer,E	KC

NIGHT BATTING AVG

349	Garcia,A	CWS
341	Altuve,J	HOU
330	Reddick,J	HOU
314	Bregman,A	HOU
314	Abreu,J	CWS
313	Trout,M	LAA
311	Gonzalez,M	HOU
312	Segura,J	SEA
307	Beckham,T	BAL
303	Ramirez,J	CLE

RUNS BATTED IN

119	Cruz,N	SEA
114	Judge,A	NYY
110	Davis,K	OAK
109	Upton,J	LAA
107	Encarnacio,E	CLE
105	Schoop,J	BAL
102	Abreu,J	CWS
102	Betts,M	BOS
101	(03) PLAYERS	TIED

TOTAL BASES

343	Abreu,J	CWS
341	Ramirez,J	CLE
340	Judge,A	NYY
329	Lindor,F	CLE
323	Altuve,J	HOU
313	Schoop,J	BAL
306	Dozier,B	MIN
305	Cruz,N	SEA
303	Andrus,E	TEX
301	(02) PLAYERS	TIED

STOLEN BASES

34	Merrifield,W	KC
33	Maybin,C	HOU
32	Altuve,J	HOU
29	Buxton,B	MIN
29	Deshields,D	TEX
29	Davis,R	BOS
28	Dyson,J	SEA
26	Betts,M	BOS
26	Cain,L	KC
25	Andrus,E	TEX

SLUGGING PERCENTAGE

629	Trout,M	LAA
627	Judge,A	NYY
583	Ramirez,J	CLE
552	Abreu,J	CWS
549	Cruz,N	SEA
547	Altuve,J	HOU
540	Upton,J	LAA
537	Gallo,J	TEX
531	Sanchez,G	NYY
530	Gonzalez,M	HOU

ROAD BATTING AVG

381	Altuve,J	HOU
327	Garcia,A	CWS
326	Hosmer,E	KC
326	Gonzalez,M	HOU
322	Ramirez,J	CLE
321	Gregorius,D	NYY
313	Abreu,J	CWS
312	Gurriel,Y	HOU
309	Mauer,J	MIN
304	Mancini,T	BAL

VS RIGHT AVG

344	Altuve,J	HOU
335	Hosmer,E	KC
322	Gonzalez,M	HOU
317	Gurriel,Y	HOU
314	Reddick,J	HOU
313	Trout,M	LAA
312	Ramirez,J	CLE
312	Cano,R	SEA
306	Cain,L	KC
306	Cruz,N	SEA

MULTI-HIT GAMES

59	Altuve,J	HOU
58	Abreu,J	CWS
54	Andrus,E	TEX
53	Schoop,J	BAL
53	Hosmer,E	KC
52	Ramirez,J	CLE
52	Garcia,A	CWS
51	Dickerson,C	TB
50	Lindor,F	CLE
50	Cabrera,M	KC

GRAND SLAMS

3	Machado,M	BAL
3	Upton,J	LAA
2	Motter,T	SEA
2	Goins,R	TOR
2	Semin,M	OAK
2	Pearce,S	TOR
1	(52) PLAYERS	TIED

HITTING STREAKS

19	Merrifield,W	KC
	05/13 - 06/04	
19	Altuve,J	HOU
	07/02 - 07/28	
17	(05) STREAKS	TIED

EXTRA-BASE HITS

91	Ramirez,J	CLE
82	Abreu,J	CWS
81	Lindor,F	CLE
79	Judge,A	NYY
79	Upton,J	LAA
72	Betts,M	BOS
72	Castellano,N	DET
72	Davis,K	OAK
68	(03) PLAYERS	TIED

RISP BATTING AVG

361	Jones,A	BAL
360	Gonzalez,M	HOU
357	Abreu,J	CWS
355	Betts,M	BOS
351	Benintendi,A	BOS
346	Reddick,J	HOU
340	Cruz,N	SEA
340	Mancini,T	BAL
338	Schoop,J	BAL
336	Upton,J	LAA

VS LEFT AVG

424	Garcia,A	CWS
362	Morales,K	TOR
356	Abreu,J	CWS
353	Altuve,J	HOU
344	Upton,J	LAA
336	Pillar,K	TOR
331	Dozier,B	MIN
331	Bregman,A	HOU
331	Smook,J	TOR
329	Ramirez,J	CLE

CAUGHT STEALING

10	Andrus,E	TEX
9	Sanchez,Y	CWS
8	Merrifield,W	KC
8	Rosario,E	MIN
8	Deshields,D	TEX
8	Segura,J	SEA
8	Maybin,C	HOU
7	(06) PLAYERS TIED	

GROUNDED INTO DP

26	Pujols,A	LAA
23	Perez,S	KC
22	Morales,K	TOR
21	Abreu,J	CWS
20	Simmons,A	LAA
20	Schoop,J	BAL
20	Hosmer,E	KC
20	Davis,K	OAK
20	Cain,L	KC
19	(02) PLAYERS TIED	

HARDEST TO FAN
(PLATE APP PER SO)

9.7	Simmons,A	LAA
9.3	Ramirez,J	CLE
9.1	Gumiel,Y	HOU
9.0	Betts,M	BOS
9.0	Cabrera,M	KC
8.1	Gregorius,D	NYN
7.9	Altuve,J	HOU
7.8	Lindor,F	CLE
7.6	Cano,R	SEA
7.5	Reddick,J	HOU

GAMES PLAYED

162	Odor,R	TEX
162	Hosmer,E	KC
162	Escobar,A	KC
160	Schoop,J	BAL
159	Lindor,F	CLE
158	Simmons,A	LAA
158	Andrus,E	TEX
158	Smoak,J	TOR
157	(03) PLAYERS TIED	

SACRIFICE BUNTS

13	Deshields,D	TEX
8	Engel,A	CWS
8	Maldonado,M	LAA
7	Polanco,J	MIN
7	Sanchez,Y	CWS
7	Escobar,A	KC
5	(07) PLAYERS TIED	

INTENTIONAL WALKS

15	Trout,M	LAA
11	Judge,A	NYN
9	Betts,M	BOS
8	Morrison,L	TB
8	Cano,R	SEA
8	Ramirez,H	BOS
7	Benintendi,A	BOS
7	Moustakas,M	KC
7	Cruz,N	SEA
6	(11) PLAYERS TIED	

RBI RATIO
(AT BATS PER RBI)

4.7	Cruz,N	SEA
4.8	Judge,A	NYN
5.1	Gonzalez,M	HOU
5.1	Upton,J	LAA
5.1	Davis,K	OAK
5.2	Encarnacio,E	CLE
5.2	Sanchez,G	NYN
5.5	Mazara,N	TEX
5.6	Trout,M	LAA
5.6	Gallo,J	TEX

SACRIFICE FLIES

12	Reddick,J	HOU
12	Longoria,E	TB
9	Machado,M	BAL
8	Benintendi,A	BOS
8	Simmons,A	LAA
8	Rosario,E	MIN
8	Valencia,D	SEA
7	(09) PLAYERS TIED	

HIT BY PITCH

19	Gomez,C	TEX
18	Maldonado,M	LAA
15	Abreu,J	CWS
14	Gordon,A	KC
14	Frazier,T	NYN
12	Cruz,N	SEA
11	Heredia,G	SEA
11	Schoop,J	BAL
11	Springer,G	HOU
10	(03) PLAYERS TIED	

HOME RUN RATIO
(AT BATS PER HOME RUN)

10.4	Judge,A	NYN
11.0	Gallo,J	TEX
12.2	Trout,M	LAA
13.2	Davis,K	OAK
13.5	Morrison,L	TB
14.3	Cruz,N	SEA
14.3	Sanchez,G	NYN
14.6	Encarnacio,E	CLE
14.6	Moustakas,M	KC
14.7	Smoak,J	TOR

STRIKEOUTS

208	Judge,A	NYN
196	Gallo,J	TEX
195	Davis,K	OAK
195	Davis,C	BAL
180	Upton,J	LAA
179	Souza,S	TB
173	Sano,M	MIN
170	Bautista,J	TOR
167	Beckham,T	BAL
165	Davidson,M	CWS

AT BATS

651	Lindor,F	CLE
643	Andrus,E	TEX
630	Machado,M	BAL
628	Betts,M	BOS
622	Schoop,J	BAL
621	Abreu,J	CWS
620	Cabrera,M	KC
617	Dozier,B	MIN
614	Castellano,N	DET
613	Longoria,E	TB

HARDEST TO DOUBLE UP
(AT BATS PER GDP)

462.0	Buxton,B	MIN
149.7	Gallo,J	TEX
148.5	Gardner,B	NYN
102.2	Kepler-Roz,M	MIN
96.3	Seager,K	SEA
76.3	Gregorius,D	NYN
69.8	Betts,M	BOS
69.7	Polanco,J	MIN
68.0	Gordon,A	KC
65.1	Davis,C	BAL

2017 American League Pitching Leaders
EARNED RUN AVERAGE

2.25	Kluber,C	CLE
2.90	Sale,C	BOS
2.98	Severino,L	NYN
3.09	Stroman,M	TOR
3.28	Santana,E	MIN
3.29	Carrasco,C	CLE
3.32	Pomeranz,D	BOS
3.36	Verlander,J	HOU
3.40	Cashner,A	TEX
3.55	Gray,S	NYN

GAMES STARTED

34	Gausman,K	BAL
34	Archer,C	TB
33	Stroman,M	TOR
33	Porcello,R	BOS
33	Estrada,M	TOR
33	Verlander,J	HOU
33	Nolasco,R	LAA
33	Santana,E	MIN
32	(07) PLAYERS TIED	

WINS

18	Kluber,C	CLE
18	Vargas,J	KC
18	Carrasco,C	CLE
17	Bauer,T	CLE
17	Sale,C	BOS
17	Pomeranz,D	BOS
16	Santana,E	MIN
15	Verlander,J	HOU
14	(05) PLAYERS TIED	

COMPLETE GAMES

5	Kluber,C	CLE
5	Santana,E	MIN
2	Stroman,M	TOR
2	Porcello,R	BOS
1	(18) PLAYERS TIED	

WINNING STREAKS

9	Bauer,T	CLE
	07/21 - 09/10	
9	Keuchel,D	HOU
	04/03 - 06/02	
8	Pomeranz,D	BOS
	06/27 - 08/28	
7	(07) STREAKS TIED	

GAMES

79	Shaw,B	CLE
79	Moylan,P	KC
77	Jennings,D	TB
73	Tepera,R	TOR
72	Coulombe,D	OAK
71	Greene,S	DET
71	Parker,B	LAA
70	(04) PLAYERS TIED	

SAVES

47	Colome,A	TB
39	Osuna,R	TOR
35	Kimbrel,C	BOS
34	Diaz,E	SEA
34	Giles,K	HOU
30	Allen,C	CLE
28	Kintzler,B	MIN
26	Herrera,K	KC
22	Chapman,A	NYN
19	Norris,B	LAA

INNINGS PITCHED

214.1	Sale,C	BOS
211.1	Santana,E	MIN
206.0	Verlander,J	HOU
203.2	Kluber,C	CLE
203.1	Porcello,R	BOS
201.0	Stroman,M	TOR
201.0	Archer,C	TB
200.0	Carrasco,C	CLE
193.1	Severino,L	NYN
186.2	Gausman,K	BAL

STRIKEOUTS

308	Sale,C	BOS
265	Kluber,C	CLE
249	Archer,C	TB
230	Severino,L	NY
226	Carrasco,C	CLE
219	Verlander,J	HOU
196	Bauer,T	CLE
194	Tanaka,M	NY
181	Porcello,R	BOS
179	Gausman,K	BAL

HOME ERA

1.81	Kluber,C	CLE
2.45	Verlander,J	HOU
2.46	Cobb,A	TB
2.63	Stroman,M	TOR
2.72	Cashner,A	TEX
3.16	Sale,C	BOS
3.22	Tanaka,M	NY
3.26	Archer,C	TB
3.34	Morton,C	HOU
3.43	Montgomery,J	NY

HITS ALLOWED

236	Porcello,R	BOS
221	Perez,M	TEX
209	Hammel,J	KC
208	Gausman,K	BAL
205	Nolasco,R	LAA
204	Zimmermann,J	DET
201	Stroman,M	TOR
193	Archer,C	TB
186	Estrada,M	TOR
182	Gibson,K	MIN

WILD PITCHES

15	Archer,C	TB
15	Paxton,J	SEA
12	Santana,E	MIN
11	Fiers,M	HOU
11	Gray,S	NY
11	Tillman,C	BAL
11	Clippard,T	HOU
10	Gossett,D	OAK
10	Cashner,A	TEX
10	Carrasco,C	CLE

BALKS

3	Claudio,A	TEX
2	Fulmer,C	CWS
2	Cotton,J	OAK
2	Mejia,A	MIN
2	Skaggs,T	LAA
2	Gaviglio,S	TB
2	Andriese,M	KC
2	Duffy,D	KC
1	(55) PLAYERS TIED	

GAMES FINISHED

58	Osuna,R	TOR
55	Allen,C	CLE
55	Giles,K	HOU
53	Colome,A	TB
52	Diaz,E	SEA
51	Kimbrel,C	BOS
48	Herrera,K	KC
42	Chapman,A	NY
41	Kintzler,B	MIN
38	Claudio,A	TEX

WINNING PERCENTAGE

.867	Peacock,B	HOU (13-02)
.818	Kluber,C	CLE (18-04)
.750	Carrasco,C	CLE (18-06)
.739	Pomeranz,D	BOS (17-06)
.737	Keuchel,D	HOU (14-05)
.737	Sabathia,C	NY (14-05)
.706	Paxton,J	SEA (12-05)
.700	Severino,L	NY (14-06)
.680	Sale,C	BOS (17-08)
.667	(03) PLAYERS	TIED

ROAD ERA

2.24	Severino,L	NY
2.65	Carrasco,C	CLE
2.71	Santana,E	MIN
2.71	Sale,C	BOS
2.83	Kluber,C	CLE
3.19	Pomeranz,D	BOS
3.67	Porcello,R	BOS
3.72	Stroman,M	TOR
4.06	Duffy,D	KC
4.07	Cashner,A	TEX

LOSSES

17	Porcello,R	BOS
15	Miley,W	BAL
15	Nolasco,R	LAA
14	Holland,D	CWS
14	Biagini,J	TOR
13	Zimmermann,J	DET
13	Kennedy,I	KC
13	Gonzalez,M	TEX
13	Hammel,J	KC
12	(07) PLAYERS	TIED

HIT BATSMEN

13	Berrios,J	MIN
13	Fiers,M	HOU
13	Morton,C	HOU
11	McCullers,L	HOU
11	Betances,D	NY
11	Hamels,C	TEX
10	Manaea,S	OAK
10	Pelfrey,M	CWS
10	Carrasco,C	CLE
9	(03) PLAYERS	TIED

WALKS

93	Miley,W	BAL
75	Holland,D	CWS
72	Verlander,J	HOU
71	Gausman,K	BAL
71	Estrada,M	TOR
69	Pomeranz,D	BOS
64	Cashner,A	TEX
63	Miranda,A	SEA
63	Perez,M	TEX
62	(03) PLAYERS	TIED

SHUTOUTS

3	Kluber,C	CLE
3	Santana,E	MIN
1	Tanaka,M	NY
1	Mengden,D	OAK
1	Bundy,D	BAL
1	Boyd,M	DET
1	Johnson,B	BOS
1	Griffin,A	TEX
1	Vargas,J	KC
1	Nolasco,R	LAA

DAY ERA

1.85	Sale,C	BOS
1.89	Kluber,C	CLE
2.49	Santana,E	MIN
2.61	Porcello,R	BOS
2.64	Gray,S	NY
2.87	Carrasco,C	CLE
3.04	Rodriguez,E	BOS
3.16	Cobb,A	TB
3.42	Fulmer,M	DET
3.48	Pomeranz,D	BOS

HOME RUNS ALLOWED

38	Porcello,R	BOS
37	Miranda,A	SEA
35	Tanaka,M	NY
35	Nolasco,R	LAA
34	Kennedy,I	KC
33	Jimenez,U	BAL
32	Fiers,M	HOU
31	Holland,D	CWS
31	Estrada,M	TOR
31	Santana,E	MIN

EARNED RUNS

108	Zimmermann,J	DET
108	Jimenez,U	BAL
106	Hammel,J	KC
105	Porcello,R	BOS
103	Estrada,M	TOR
99	Perez,M	TEX
99	Nolasco,R	LAA
98	Miley,W	BAL
97	Gausman,K	BAL
94	Tanaka,M	NY

RUNS ALLOWED

125	Porcello,R	BOS
111	Zimmermann,J	DET
109	Hammel,J	KC
109	Jimenez,U	BAL
108	Perez,M	TEX
106	Holland,D	CWS
104	Miley,W	BAL
104	Estrada,M	TOR
102	Nolasco,R	LAA
101	Archer,C	TB

OPP AVERAGE AGAINST

.193	Kluber,C	CLE
.208	Sale,C	BOS
.208	Severino,L	NY
.221	Verlander,J	HOU
.225	Santana,E	MIN
.226	Gray,S	NY
.235	Carrasco,C	CLE
.240	Bundy,D	BAL
.243	Fulmer,M	DET
.246	Archer,C	TB

NIGHT ERA

2.37	Severino,L	NY
2.41	Kluber,C	CLE
2.59	Stroman,M	TOR
3.15	Verlander,J	HOU
3.24	Pomeranz,D	BOS
3.34	Sale,C	BOS
3.54	Cashner,A	TEX
3.55	Bundy,D	BAL
3.57	Carrasco,C	CLE
3.76	Santana,E	MIN

FEWEST WALKS PER 9 INN

1.6	Kluber,C	CLE
1.8	Sale,C	BOS
2.1	Tanaka,M	NY
2.1	Carrasco,C	CLE
2.1	Porcello,R	BOS
2.2	Fulmer,M	DET
2.2	Cobb,A	TB
2.2	Severino,L	NY
2.4	Hammel,J	KC
2.6	Santana,E	MIN

STRIKEOUTS PER 9 INN

12.9	Sale,C	BOS
11.7	Kluber,C	CLE
11.1	Archer,C	TB
10.7	Severino,L	NY
10.2	Carrasco,C	CLE
10.0	Bauer,T	CLE
9.8	Tanaka,M	NY
9.6	Verlander,J	HOU
9.0	Pomeranz,D	BOS
8.6	Gausman,K	BAL

OPP AVERAGE AGAINST

.193	Kluber,C	CLE
.208	Sale,C	BOS
.208	Severino,L	NY
.221	Verlander,J	HOU
.225	Santana,E	MIN
.226	Gray,S	NY
.235	Carrasco,C	CLE
.240	Bundy,D	BAL
.243	Fulmer,M	DET
.246	Archer,C	TB

2017 American League Rookie Batting Leaders

BATTING AVERAGE

.299	Gurriel,Y	HOU
.293	Mancini,T	BAL
.284	Judge,A	NYN
.283	Smith,K	CWS
.282	Haniger,M	SEA
.275	Gamel,B	SEA
.271	Benintendi,A	BOS
.255	Bonifacio,J	KC
.249	Heredia,G	SEA
.241	Zimmer,B	CLE

RUNS

128	Judge,A	NYN
84	Benintendi,A	BOS
69	Gurriel,Y	HOU
68	Gamel,B	SEA
65	Mancini,T	BAL
58	Haniger,M	SEA
55	Bonifacio,J	KC
43	Heredia,G	SEA
43	Davidson,M	CWS
41	Zimmer,B	CLE

DOUBLES

43	Gurriel,Y	HOU
27	Gamel,B	SEA
26	Benintendi,A	BOS
26	Mancini,T	BAL
25	Haniger,M	SEA
24	Judge,A	NYN
23	Chapman,M	OAK
17	Smith,K	CWS
16	Heredia,G	SEA
16	Davidson,M	CWS

WALKS

127	Judge,A	NYN
70	Benintendi,A	BOS
36	Gamel,B	SEA
35	Bonifacio,J	KC
33	Mancini,T	BAL
32	Chapman,M	OAK
31	Maxwell II,B	OAK
31	Haniger,M	SEA
29	Robertson,D	TB
29	Moncada,Y	CWS

OUTFIELD ASSISTS

11	Benintendi,A	BOS
8	Zimmer,B	CLE
7	Gamel,B	SEA
6	Heredia,G	SEA
6	Haniger,M	SEA
5	Mancini,T	BAL
5	Judge,A	NYN
5	Engel,A	CWS
4	Bonifacio,J	KC
3	Olson,M	OAK

HOME RUNS

52	Judge,A	NYN
26	Davidson,M	CWS
24	Mancini,T	BAL
24	Olson,M	OAK
20	Benintendi,A	BOS
18	Gurriel,Y	HOU
17	Bonifacio,J	KC
16	Haniger,M	SEA
15	Pinder,C	OAK
14	Chapman,M	OAK

HITS

159	Mancini,T	BAL
158	Gurriel,Y	HOU
155	Benintendi,A	BOS
154	Judge,A	NYN
140	Gamel,B	SEA
104	Haniger,M	SEA
98	Bonifacio,J	KC
96	Heredia,G	SEA
91	Davidson,M	CWS
78	Smith,K	CWS

TRIPLES

5	Gamel,B	SEA
4	Frazier,C	NYN
4	Mancini,T	BAL
3	Garver,M	MIN
3	Engel,A	CWS
3	Garcia,W	CWS
3	Judge,A	NYN
2	(07) PLAYERS	TIED

ON-BASE PERCENTAGE

.422	Judge,A	NYN
.352	Haniger,M	SEA
.352	Benintendi,A	BOS
.338	Mancini,T	BAL
.332	Gurriel,Y	HOU
.322	Gamel,B	SEA
.320	Bonifacio,J	KC
.315	Heredia,G	SEA
.313	Chapman,M	OAK
.309	Smith,K	CWS

RUNS BATTED IN

114	Judge,A	NYN
90	Benintendi,A	BOS
78	Mancini,T	BAL
75	Gurriel,Y	HOU
68	Davidson,M	CWS
59	Gamel,B	SEA
47	Haniger,M	SEA
45	Olson,M	OAK
42	Pinder,C	OAK
40	(02) PLAYERS	TIED

TOTAL BASES

340	Judge,A	NYN
265	Mancini,T	BAL
257	Gurriel,Y	HOU
243	Benintendi,A	BOS
210	Gamel,B	SEA
187	Davidson,M	CWS
181	Haniger,M	SEA
166	Bonifacio,J	KC
137	Chapman,M	OAK
130	Heredia,G	SEA

STOLEN BASES

20	Benintendi,A	BOS
18	Zimmer,B	CLE
9	Judge,A	NYN
9	Hanson,A	CWS
8	Engel,A	CWS
6	Jones,J	DET
5	Haniger,M	SEA
4	Gamel,B	SEA
3	(05) PLAYERS	TIED

SLUGGING PERCENTAGE

.627	Judge,A	NYN
.491	Haniger,M	SEA
.488	Mancini,T	BAL
.486	Gurriel,Y	HOU
.472	Chapman,M	OAK
.457	Pinder,C	OAK
.452	Davidson,M	CWS
.432	Bonifacio,J	KC
.424	Benintendi,A	BOS
.413	Gamel,B	SEA

MULTI-HIT GAMES

47	Mancini,T	BAL
44	Gurriel,Y	HOU
43	Benintendi,A	BOS
40	Gamel,B	SEA
39	Judge,A	NYN
30	Haniger,M	SEA
27	Bonifacio,J	KC
26	Davidson,M	CWS
25	Heredia,G	SEA
19	(02) PLAYERS	TIED

GRAND SLAMS

1	Wendle,J	OAK
1	Gurriel,Y	HOU
1	Zimmer,B	CLE
1	Gallagher,C	KC
1	Judge,A	NYN
1	Haniger,M	SEA
1	Davidson,M	CWS

HITTING STREAKS

17	Mancini,T	BAL
	09/11 - 09/29	
16	Gamel,B	SEA
	07/14 - 07/30	
15	Gamel,B	SEA
	06/09 - 06/23	
13	Judge,A	NYN
	09/17 - 09/30	
13	Haniger,M	SEA
	04/06 - 04/19	

EXTRA-BASE HITS

79	Judge,A	NYN
62	Gurriel,Y	HOU
54	Mancini,T	BAL
47	Benintendi,A	BOS
43	Gamel,B	SEA
43	Haniger,M	SEA
43	Davidson,M	CWS
39	Chapman,M	OAK
33	Bonifacio,J	KC
31	Pinder,C	OAK

2017 American League Rookie Pitching Leaders

EARNED RUN AVERAGE

3.43	Faria,J	TB
3.64	Bridwell,P	LAA
3.88	Montgomery,J	NYY
4.30	Junis,J	KC
4.50	Mejia,A	MIN
5.31	Pruitt,A	TB
5.58	Cotton,J	OAK
6.11	Gossett,D	OAK

GAMES STARTED

29	Montgomery,J	NYY
24	Cotton,J	OAK
21	Mejia,A	MIN
20	Bridwell,P	LAA
18	Gossett,D	OAK
16	Junis,J	KC
14	Faria,J	TB
13	Gaviglio,S	KC
13	Meyer,A	LAA
12	Covey,D	CWS

STRIKEOUTS

144	Montgomery,J	NYY
105	Cotton,J	OAK
85	Mejia,A	MIN
84	Faria,J	TB
80	Junis,J	KC
75	Meyer,A	LAA
73	Bridwell,P	LAA
72	Gossett,D	OAK
69	Martes,F	OAK
66	(02) PLAYERS	TIED

WINS

10	Bridwell,P	LAA
9	Montgomery,J	NYY
9	Cotton,J	OAK
9	Junis,J	KC
7	Pruitt,A	TB
6	Middleton,K	LAA
6	Zych,T	SEA
5	(04) PLAYERS	TIED

COMPLETE GAMES

1	Johnson,B	BOS
---	-----------	-----

WINNING PERCENTAGE

.563	Montgomery,J	NYY (09-07)
.474	Cotton,J	OAK (09-10)
.267	Gossett,D	OAK (04-11)

WINNING STREAKS

6	Junis,J	KC
	07/24 - 09/20	
5	Bridwell,P	LAA
	07/05 - 08/13	
4	(04) STREAKS	TIED

GAMES

64	Middleton,K	LAA
60	Barnes,D	TOR
59	Pazos,J	SEA
58	Alexander,S	KC
57	Scott,R	BOS
57	Beck,C	CWS
55	Stumpf,D	DET
52	Infante,G	CWS
51	Hart,D	BAL
47	Leclerc,J	TEX

SHUTOUTS

1	Johnson,B	BOS
---	-----------	-----

SAVES

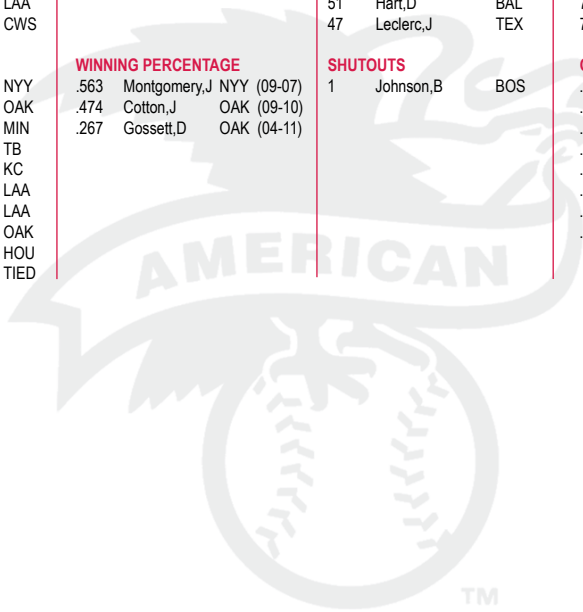
9	Minaya,J	CWS
4	Alexander,S	KC
3	Middleton,K	LAA
2	Leclerc,J	TEX
1	(10) PLAYERS	TIED

INNINGS PITCHED

155.1	Montgomery,J	NYY
129.0	Cotton,J	OAK
121.0	Bridwell,P	LAA
98.1	Junis,J	KC
98.0	Mejia,A	MIN
91.1	Gossett,D	OAK
86.2	Faria,J	TB
83.0	Pruitt,A	TB
74.1	Gaviglio,S	KC
70.0	Covey,D	CWS

OPP AVERAGE AGAINST

.225	Faria,J	TB
.236	Montgomery,J	NYY
.252	Bridwell,P	LAA
.264	Junis,J	KC
.267	Cotton,J	OAK
.281	Mejia,A	MIN
.300	Pruitt,A	TB
.306	Gossett,D	OAK



2018 NOTES





OPPONENTS

In 2017, National League Manager of the Year Dave Roberts took Los Angeles to the seventh game of the World Series. The Dodgers won the West Division by 11.0 games over Arizona, then swept the Diamondbacks in the Division Series and the Chicago Cubs in a 5-game Championship Series to earn a spot in the World Series vs the eventual champion Houston Astros of the American League.


2017: 93-69
2ND, NL WEST

 Beat COL in NL Wild Card
 Lost to LAD in NLDS, 3-0

Sweep Information
Last Sweep by Reds

	<u>at Cin</u>	<u>at Ari</u>
2-Game:	None	None
3-Game:	7/6-8/07	8/27-29/12
4-Game:	None	None
DH:	None	None

Last Sweep by Diamondbacks

	<u>at Cin</u>	<u>at Ari</u>
2-Game:	None	None
3-Game:	8/13-15/02	6/20-22/03
4-Game:	8/20-23/15	None
DH:	None	None

Series Highs
Runs Scored by Cin (Game)

17 (8/19/2005, 17-3 at Cin)

Runs Scored by Ari (Game)

13 (4/8/2011, 13-2 at Ari)

Longest Game

15 Inn. (7/28/2014 at Cin, 21 loss)

Win Streak by Cin (Season)

6g (6/21-7/1, 1999)

Win Streak by Ari (Season)

6g (8/13-8/22, 2002)

REGULAR SEASON RECORD VS DIAMONDBACKS *

All-Time:	70-65
At Cinergy Field:	9-12
At Great American Ball Park:	24-25
At Bank One/Chase Field:	37-28
In 2017:	3-3
At Great American Ball Park:	1-2
At Chase Field:	2-1

* Regular season since 1998


MANAGER

 Torey Lovullo
 2nd season at Ari (93-69)
 2nd in MLB (93-69)

2018 SCHEDULE

Mon, 5/28 at Ari	4:10
Tue, 5/29 at Ari	9:40
Wed, 5/30 at Ari	9:40
Fri, 8/10 at Cin	7:10
Sat, 8/11 at Cin	6:40
Sun, 8/12 at Cin	1:10

All times eastern

2017 REGULAR SEASON RESULTS

7/7 at Ari	L, 3-6	Greinke / Adleman / Rodney
7/8 at Ari	W, 7-0	Castillo / Walker
7/9 at Ari	W, 2-1	Bailey / Corbin / Iglesias
7/18 vs Ari	L, 2-11	Ray / Romano
7/19 vs Ari	W, 4-3 (11)	Lorenzen / McFarland
7/20 vs Ari	L, 2-12	Corbin / Castillo

Complete games in BOLD CAPS

REDS VS DIAMONDBACKS SINCE 1998

1998.....5-4	2002.....0-6	2006.....2-4	2009.....5-1	2012.....5-2	2015.....1-6
1999.....8-1	2003.....2-7	2007.....4-2	2010.....5-2	2013.....4-3	2016.....3-3
2000.....5-2	2004.....3-3	2008.....4-2	2011.....2-4	2014.....4-3	2017.....3-3
2001.....1-5	2005.....4-2				



2017: 72-90
3RD, NL EAST

Sweep Information

Last Sweep by Reds

	at Cin	at Atl
2-Game:	9/28-29/87	4/15-16/86
3-Game:	5/30-6/1/08	9/4-6/09
4-Game:	5/21-24/12	9/18-21/75
DH:	6/20/86	9/9/73

Last Sweep by Braves

	at Cin	at Atl
2-Game:	7/18-19/01	5/19-20/10
3-Game:	9/15-17/95	4/25-27/14
4-Game:	5/31-6/3/84 (5g)	#6/18-20/48
DH:	6/12/90	6/21/89

Includes doubleheader

Series Highs

- Runs Scored by Cin (Game)**
26 (6/4/1911, 26-3 at Cin)
- Runs Scored by Atl (Game)**
17 (5/1/1985, 17-9 at Cin)
- Longest Game**
17 Inn. (7/28/1989 at Atl)
- Win Streak by Cin (Season)**
11g (6/18-9/28, 1975)
- Win Streak by Atl (Season)**
10g (4/6-7/2, 1983)

REGULAR SEASON RECORD VS BRAVES *

All-Time:	1,101-989
At League Park II:	8-11
At Palace of the Fans:	77-29
At Crosley Field:	335-294
At Riverfront/Cinergy Field:	129-119
At Great American Ball Park:	33-22
At South End Grounds:	81-80
At Braves Field:	202-201
At Milwaukee County Stadium:	63-72
At Fulton County Stadium:	144-118
At Turner Field:	27-42
At SunTrust Park:	2-1
In 2017:	3-3
At Great American Ball Park:	1-2
At SunTrust Park:	2-1

* Regular season since 1900



MANAGER

Brian Snitker
 3rd season at Atl (131-155)
 3rd in MLB (131-155)

2018 SCHEDULE

Mon, 4/23 at Cin	6:40
Tue, 4/24 at Cin	6:40
Wed, 4/25 at Cin	6:40
Thu, 4/26 at Cin	12:35
Mon, 6/25 at Atl	7:35
Tue, 6/26 at Atl	7:35
Wed, 6/27 at Atl	12:10

All times eastern

2017 REGULAR SEASON RESULTS

6/2 at Cin	W, 3-2 (10)	Iglesias / Ramirez
6/3 at Cin	L, 5-6 (12)	Johnson / Wood
6/4 at Cin	L, 8-13	Teheran / Garrett
8/18 at Atl	W, 5-3	Romano / Dickey / Iglesias
8/19 at Atl	W, 11-8	Stephenson / Teheran
8/20 at Atl	L, 1-8	Newcomb / Castillo

Complete games in **BOLD CAPS**

REDS VS BRAVES SINCE 1900

1900..... 7-13	1920 12-9	1940 12-9	1960 9-13	1980..... 16-2	2000..... 5-2
1901 8-11	1921 9-13	1941 13-9	1961 15-7	1981 5-6	2001 2-4
1902 9-11	1922 17-5	1942 16-5	1962 13-5	1982 4-14	2002 2-4
1903 13-7	1923 15-7	1943 11-11	1963 10-8	1983 6-12	2003 3-3
1904 15-7	1924 10-12	1944 14-8	1964 9-9	1984 5-13	2004 4-2
1905 14-8	1925 13-9	1945 12-10	1965 12-6	1985 11-7	2005 3-7
1906 10-11	1926 10-12	1946 7-15	1966 8-10	1986 12-6	2006 3-4
1907 13-9	1927 18-4	1947 9-13	1967 13-5	1987 10-8	2007 6-1
1908 14-8	1928 12-10	1948 8-13	1968 8-10	1988 13-5	2008 3-3
1909 17-5	1929 14-8	1949 10-12	1969 6-12	1989 10-8	2009 6-3
1910 14-8	1930 9-13	1950 5-17	1970 13-5	1990 10-8	2010 2-3
1911 17-4	1931 14-8	1951 12-10	1971 9-9	1991 7-11	2011 3-3
1912 11-11	1932 13-9	1952 13-9	1972 9-9	1992 9-9	2012 5-1
1913 14-8	1933 10-12	1953 8-14	1973 13-5	1993 3-10	2013 3-4
1914 8-14	1934 7-15	1954 10-12	1974 11-7	1994 5-5	2014 2-5
1915 7-15	1935 12-10	1955 9-13	1975 15-3	1995 5-8	2015 4-3
1916 9-13	1936 9-13	1956 9-13	1976 12-6	1996 5-7	2016 4-3
1917 12-10	1937 11-11	1957 4-18	1977 14-4	1997 2-9	2017 3-3
1918 8-10	1938 9-11	1958 5-17	1978 12-6	1998 2-7	
1919 16-4	1939 16-6	1959 11-11	1979 12-6	1999 1-8	



2017: 92-70
1ST, NL CENTRAL
 Beat WSH in NLDS, 3-2
 Lost to LAD in NLCS, 4-1

Sweep Information
Last Sweep by Reds

	at Cin	at Chi
2-Game:	5/16-17/11	5/14-15/66
3-Game:	9/24-26/96	8/12-14/13
4-Game:	4/8-11/83	#8/16-18/68
DH:	7/8/2014	8/18/68

Last Sweep by Cubs

	at Cin	at Chi
2-Game:	4/24-26/15	7/21-22/04
3-Game:	6/27-29/16	5/16-5/18/17
4-Game:	9/27-30/37	#7/26-29/45 (5g)
DH:	7/9/72	8/28/84

Includes doubleheader

Series Highs
Runs Scored by Cin (Game)

23 (7/6/1949, 23-4 at Cin)

Runs Scored by Chi (Game)

22 (8/13/1937, 22-6 at Chi)

Longest Game

18 Inn. (4x, Last: 5/10/1979 at Chi)

Win Streak by Cin (Single Season)

8g (6/19-9/1, 1917)

Win Streak by Chi (Single Season)

15g (4/25-8/3, 1945)

REGULAR SEASON RECORD VS CUBS *

All-Time:	1,061-1,082
At League Park I & II:	9-8
At Palace of the Fans:	42-66
At Crosley Field:	342-272
At Riverfront/Cinergy Field:	107-89
At Great American Ball Park:	63-62
At West Side Grounds:	55-118
At Wrigley Field:	443-467
In 2017:	7-12
At Great American Ball Park:	4-5
At Wrigley Field:	3-7

* Regular season since 1900


MANAGER

Joe Maddon
 4th season at Chi (292-193)
 14th in MLB (1,073-922)

2018 SCHEDULE

Mon, 4/2 at Cin	4:10
Tue, 4/3 at Cin	6:40
Fri, 5/18 at Cin	7:10
Sat, 5/19 at Cin	7:10
Sun, 5/20 at Cin	1:10
Thu, 6/21 at Cin	7:10
Fri, 6/22 at Cin	7:10
Sat, 6/23 at Cin	4:10
Sun, 6/24 at Cin	1:10
Fri, 7/6 at Chi	2:20
Sat, 7/7 at Chi	2:20
Sun, 7/8 at Chi	2:20
Thu, 8/23 at Chi	8:05
Fri, 8/24 at Chi	2:20
Sat, 8/25 at Chi	2:20
Sun, 8/26 at Chi	2:20
Fri, 9/14 at Chi	2:20
Sat, 9/15 at Chi	4:05
Sun, 9/16 at Chi	2:20

All times eastern

2017 REGULAR SEASON RESULTS

4/21 at Cin	L, 5-6 (11)	Edwards/Stephenson/Davis
4/22 at Cin	L, 8-12	Arrieta / Reed
4/23 at Cin	W, 7-5	Arroyo / Lackey
5/16 at Chi	L, 5-9	Lackey / Arroyo
5/17 at Chi	L, 5-7	Hendricks / Feldman / Davis
5/18 at Chi	L, 5-9	Lester / Garrett / Uehara
6/30 at Cin	W, 5-0	Feldman / Montgomery
7/1 at Cin	W, 5-3	Stephens / Butler / Iglesias
7/2 at Cin	L, 2-6	Arrieta / Adleman
8/14 at Chi	L, 5-15	Quintana / Wojciechowski
8/15 at Chi	W, 2-1	Lorenzen / Strop / Iglesias
8/16 at Chi	L, 6-7	Davis / Peralta
8/17 at Chi	W, 13-10	Storen / Grimm / Iglesias
8/22 at Cin	L, 9-13	Rondon / Peralta
8/23 at Cin	L, 3-9	Montgomery / Wojciechowski
8/24 at Cin	W, 4-2	Lorenzen / Strop / Iglesias
9/29 at Chi	L, 4-5	Duensing / Lorenzen / Grimm
9/30 at Chi	L, 0-9	Lester / Stephens
10/1 at Chi	W, 3-1	McGuire / Lackey / Iglesias

 Complete games in **BOLD CAPS**
REDS VS CUBS SINCE 1900

1900..... 11-9	1920..... 13-9	1940..... 16-6	1960..... 12-10	1980..... 5-7	2000..... 8-4
1901..... 10-10	1921..... 9-13	1941..... 14-8	1961..... 10-12	1981..... 5-1	2001..... 4-13
1902..... 8-12	1922..... 11-11	1942..... 9-13	1962..... 14-4	1982..... 6-6	2002..... 12-5
1903..... 11-9	1923..... 13-9	1943..... 13-9	1963..... 9-9	1983..... 8-4	2003..... 7-10
1904..... 8-13	1924..... 13-9	1944..... 13-9	1964..... 12-6	1984..... 5-7	2004..... 8-9
1905..... 10-12	1925..... 12-10	1945..... 1-21	1965..... 11-7	1985..... 6-5	2005..... 9-6
1906..... 4-18	1926..... 9-13	1946..... 9-13	1966..... 12-6	1986..... 7-5	2006..... 9-10
1907..... 5-17	1927..... 8-14	1947..... 10-12	1967..... 6-12	1987..... 6-6	2007..... 9-9
1908..... 6-16	1928..... 9-13	1948..... 12-10	1968..... 11-7	1988..... 6-6	2008..... 7-8
1909..... 6-16	1929..... 8-14	1949..... 13-9	1969..... 6-6	1989..... 5-7	2009..... 5-10
1910..... 6-16	1930..... 11-11	1950..... 17-4	1970..... 5-7	1990..... 8-4	2010..... 12-4
1911..... 8-14	1931..... 8-14	1951..... 12-10	1971..... 6-6	1991..... 8-4	2011..... 11-7
1912..... 10-11	1932..... 10-12	1952..... 9-13	1972..... 4-8	1992..... 7-5	2012..... 12-4
1913..... 9-13	1933..... 11-11	1953..... 10-12	1973..... 4-8	1993..... 5-7	2013..... 14-5
1914..... 5-17	1934..... 8-14	1954..... 14-8	1974..... 7-5	1994..... 7-5	2014..... 11-8
1915..... 9-13	1935..... 8-14	1955..... 11-11	1975..... 11-1	1995..... 7-3	2015..... 6-13
1916..... 13-9	1936..... 12-10	1956..... 16-6	1976..... 9-3	1996..... 8-5	2016..... 4-15
1917..... 14-8	1937..... 8-14	1957..... 15-7	1977..... 5-7	1997..... 5-7	2017..... 7-12
1918..... 7-10	1938..... 11-11	1958..... 12-10	1978..... 5-7	1998..... 5-6	
1919..... 12-8	1939..... 12-10	1959..... 13-9	1979..... 5-7	1999..... 8-5	



2017: 87-75
3RD, NL WEST
 Lost to ARI in NL Wild Card

Sweep Information

Last Sweep by Reds

	at Cin	at Col
2-Game:	None	None
3-Game:	7/15-17/05	7/27-29/12
4-Game:	7/13-16/06	None
DH:	8/17/96	*8/25/97

Last Sweep by Rockies

	at Cin	at Col
2-Game:	None	*7/23/98
3-Game:	7/31-8/2/09	6/3-5/05
4-Game:	None	9/6-9/10
DH:	None	*8/17/14

* Day-night doubleheader

Series Highs

Runs Scored by Cin (Game)

24 (5/19/1999, 24-12 at Col)

Runs Scored by Col (Game)

17 (7/26/15, 17-7 at Col)

Longest Game

12 Inn. (2x, Last: 8/24/2008 at Cin)

Win Streak by Cin (Single Season)

5g (2x, Last: 5/26-7/29, 2012)

Win Streak by Col (Single Season)

7g (7/31-9/10, 2009)

REGULAR SEASON RECORD VS ROCKIES *

All-Time:	96-99
At Riverfront/Cinergy Field:	31-18
At Great American Ball Park:	25-22
At Mile High Stadium:	3-7
At Coors Field:	37-52
In 2017:	3-4
At Great American Ball Park:	1-2
At Coors Field:	2-2

* Regular season since 1993



MANAGER

Bud Black
 2nd season at Col (87-75)
 11th in MLB (736-788)

2018 SCHEDULE

Fri, 5/25 at Col	8:40
Sat, 5/26 at Col	9:10
Sun, 5/27 at Col	3:10
Tue, 6/5 at Cin	7:10
Wed, 6/6 at Cin	7:10
Thu, 6/7 at Cin	12:35

All times eastern

2017 REGULAR SEASON RESULTS

5/19 at Cin	L, 6-12	Anderson / Bonilla
5/20 at Cin	W, 12-8	Wojciechowski / Dunn
5/21 at Cin	L, 4-6	Freeland / Arroyo / Holland
7/3 at Col	L, 3-5	Hoffman/Castillo/Holland
7/4 at Col	W, 8-1	Bailey / Freeland
7/5 at Col	L, 3-5	Gray / Feldman / Holland
7/6 at Col	W, 6-3	Romano / Chatwood

Complete games in **BOLD CAPS**

REDS VS ROCKIES SINCE 1993

1993 9-4	1998 4-5	2002 3-3	2006 5-1	2010 2-5	2014 3-4
1994 4-4	1999 7-2	2003 4-2	2007 2-4	2011 3-4	2015 2-4
1995 5-7	2000 6-3	2004 3-3	2008 1-5	2012 5-1	2016 5-2
1996 7-6	2001 3-6	2005 3-3	2009 0-7	2013 2-4	2017 3-4
1997 5-6					


2017: 104-58
1ST, NL WEST

Beat ARI in NLDS, 3-0

Beat CHI in NLCS, 4-1

Lost to HOU in World Series, 4-3

Sweep Information
Last Sweep by Reds

at Cin at LAD

2-Game: 5/7-8/96 9/23-24/92

3-Game: 9/6-8/13 6/13-15/11

4-Game: #9/22-24/69 8/5-8/76

DH: 8/8/86 8/16/61

Last Sweep by Dodgers

at Cin at LAD

2-Game: 9/26-27/83 7/20-21/98

3-Game: 6/16-18/17 6/9-11/17

4-Game: #6/6-8/52 4/14-17/75

DH: 6/30/78 8/9/70

Includes doubleheader

Series Highs
Runs Scored by Cin (Game)

23 (6/8/1940, 23-2 at Cin)

Runs Scored by LAD (Game)

25 (9/23/1901, 25-6 at Cin)

Longest Game

19 Inn. (2x, Last: 8/8/1972 at Cin)

Win Streak by Cin (Single Season)

10g (7/27-9/15, 1926)

Win Streak by LAD (Single Season)

11g (7/21-9/16, 1947)

REGULAR SEASON RECORD VS DODGERS *

All-Time:	1,016-1,071
At League Park II:	5-14
At Palace of the Fans:	74-39
At Crosley Field:	332-296
At Riverfront / Cinergy Field:	118-123
At Great American Ball Park:	20-32
At Washington Park III / Ebbets Field:	277-344
At Los Angeles Coliseum:	22-22
At Dodger Stadium:	169-201
In 2017:	0-6
At Great American Ball Park:	0-3
At Dodger Stadium:	0-3

* Regular season since 1900


MANAGER

 Dave Roberts
 3rd season at LA (195-129)
 4th in MLB (195-130)

2018 SCHEDULE

Thu, 5/10 at LAD	10:10
Fri, 5/11, at LAD	10:10
Sat, 5/12 at LAD	9:10
Sun, 5/13 at LAD	4:10
Mon, 9/10 at Cin	6:40
Tue, 9/11 at Cin	6:40
Wed, 9/12 at Cin	12:35

All times eastern

2017 REGULAR SEASON RESULTS

6/9 at LA	L, 2-7	Hill / Garrett / Maeda
6/10 at LA	L, 4-5	Jansen / Storen
6/11 at LA	L, 7-9	Avilan / Iglesias / Jansen
6/16 at Cin	L, 1-3	Wood / Adleman / Jansen
6/17 at Cin	L, 2-10	Ryu / Wojciechowski
6/18 at Cin	L, 7-8	Maeda / Arroyo / Jansen

Complete games in **BOLD CAPS**

REDS VS DODGERS SINCE 1900

1900.....4-15	1920.....12-10	1940.....14-8	1960.....12-10	1980.....9-9	2000.....4-5
1901.....6-14	1921.....11-10	1941.....8-14	1961.....12-10	1981.....8-8	2001.....4-2
1902.....8-12	1922.....14-8	1942.....7-15	1962.....9-9	1982.....7-11	2002.....4-2
1903.....10-10	1923.....14-8	1943.....9-13	1963.....8-10	1983.....7-11	2003.....2-4
1904.....14-8	1924.....10-12	1944.....14-8	1964.....14-4	1984.....7-11	2004.....4-2
1905.....18-4	1925.....10-12	1945.....11-11	1965.....6-12	1985.....7-11	2005.....3-4
1906.....14-8	1926.....18-4	1946.....8-14	1966.....6-12	1986.....10-8	2006.....0-6
1907.....7-15	1927.....10-11	1947.....7-15	1967.....8-10	1987.....10-8	2007.....2-4
1908.....16-6	1928.....12-10	1948.....4-18	1968.....9-9	1988.....7-11	2008.....1-7
1909.....17-5	1929.....11-11	1949.....5-17	1969.....10-8	1989.....8-10	2009.....1-5
1910.....15-7	1930.....9-13	1950.....10-12	1970.....13-5	1990.....9-9	2010.....5-4
1911.....11-11	1931.....12-10	1951.....8-14	1971.....7-11	1991.....6-12	2011.....4-2
1912.....16-6	1932.....7-15	1952.....5-17	1972.....9-5	1992.....11-7	2012.....2-4
1913.....13-9	1933.....12-10	1953.....7-15	1973.....11-7	1993.....5-8	2013.....4-3
1914.....11-11	1934.....9-13	1954.....6-16	1974.....6-12	1994.....3-6	2014.....3-4
1915.....11-11	1935.....11-11	1955.....10-12	1975.....8-10	1995.....4-3	2015.....1-6
1916.....7-15	1936.....13-9	1956.....11-11	1976.....13-5	1996.....4-8	2016.....2-5
1917.....12-10	1937.....10-12	1957.....10-12	1977.....10-8	1997.....6-5	2017.....0-6
1918.....12-6	1938.....13-9	1958.....11-11	1978.....9-9	1998.....5-4	
1919.....13-7	1939.....12-10	1959.....13-9	1979.....11-7	1999.....4-3	



2017: 77-85
2ND, NL EAST

Sweep Information

Last Sweep by Reds

	at Cin	at Mia
2-Game:	5/13-14/98	None
3-Game:	8/13-15/10	5/14-16/13
4-Game:	9/10-13/99	None
DH:	None	None

Last Sweep by Marlins

	at Cin	at Mia
2-Game:	None	^A 5/27-29/96
3-Game:	5/23-25/03	7/8-10/16
4-Game:	None	None
DH:	None	None

^A One game rained out in 3-game series

Series Highs

Runs Scored by Cin (Game)

22 (8/31/1996, 22-8 at Cin)

Runs Scored by Mia (Game)

16 (6/23/1995, 16-4 at Cin)

Longest Game

15 Inn. (5/11/1995 at Fla)

Win Streak by Cin (Single Season)

9g (5/13-8/30, 1998)

Win Streak by Mia (Single Season)

5g (5/27-8/6, 2000)

REGULAR SEASON RECORD VS MARLINS *

All-Time:	109-86
At Riverfront/Cinergy Field:	32-19
At Great American Ball Park:	29-20
At Joe Robbie/Pro Player/Dolphin/	
Land Shark/Sun Life Stadium:	39-35
At Marlins Park:	9-12
In 2017:	2-5
At Great American Ball Park:	1-2
At Marlins Park:	1-3

* Regular season since 1993



MANAGER

Don Mattingly
 3rd season at Mia (156-167)
 8th in MLB (602-530)

2018 SCHEDULE

Fri, 5/4 at Cin	7:10
Sat, 5/5 at Cin	7:10
Sun, 5/6 at Cin	4:10
Thu, 9/20 at Mia	7:10
Fri, 9/21 at Mia	7:10
Sat, 9/22 at Mia	7:10
Sun, 9/23 at Mia	1:10

All times eastern

2017 REGULAR SEASON RESULTS

7/21 at Cin ... L, 1-3	Ureña / Bailey / Ramos
7/22 at Cin ... L, 4-5	Wittgren/Stephenson/Ramos
7/23 at Cin ... W, 6-3	Romano / Koehler / Iglesias
7/27 at Mia ... L, 1-4	O'Grady/Stephenson/Ramos
7/28 at Mia ... L, 4-7	McGowan / Peralta
7/29 at Mia ... L, 3-7	Conley / Adleman
7/30 at Mia ... W, 6-4	Castillo / Straily

Complete games in **BOLD CAPS**

REDS VS MARLINS SINCE 1993

1993 7-5	1998 9-0	2002 5-1	2006 4-2	2010 5-2	2014 4-3
1994 7-5	1999 6-1	2003 2-4	2007 4-3	2011 3-3	2015 3-4
1995 6-6	2000 3-6	2004 4-2	2008 6-2	2012 3-3	2016 3-4
1996 3-9	2001 4-2	2005 2-4	2009 3-3	2013 6-1	2017 2-5
1997 5-6					



2017: 86-76
2ND, NL CENTRAL

Sweep Information

Last Sweep by Reds

	at Cin	at Mil
2-Game:	5/17-18/10	7/15-16/02
3-Game:	9/4-6/17	8/25-27/09
4-Game:	None	5/13-16/02
DH:	None	None

Last Sweep by Brewers

	at Cin	at Mil
2-Game:	None	4/27-28/04
3-Game:	7/3-5/15	4/24-26/17
4-Game:	8/25-28/03	None
DH:	9/5/15	None

Series Highs

Runs Scored by Cin (Game)

17 (8/7/1998, 17-0 at Cin)

Runs Scored by Mil (Game)

15 (5/6/2009, 15-3 at Cin)

Longest Game

13 Inn. (3x, Last: 8/25/2009 at Mil)

Win Streak by Cin (Single Season)

7g (7/27-9/21, 2010)

Win Streak by Mil (Single Season)

5g (2x, Last: 4/29-8/28, 2015)

REGULAR SEASON RECORD VS BREWERS *

All-Time:	174-159-1
At Cinergy Field:	20-20-1
At Great American Ball Park:	76-55
At Milwaukee County Stadium:	7-10
At Miller Park:	71-74
In 2017:	8-11
At Great American Ball Park:	6-4
At Miller Park:	2-7

* Regular season since 1997



MANAGER

Craig Counsell
 4th season at Mil (220-241)
 4th in MLB (220-241)

2018 SCHEDULE

Mon, 4/16 at Mil	7:40
Tue, 4/17 at Mil	7:40
Wed, 4/18 at Mil	1:40
Mon, 4/30 at Cin	7:10
Tue, 5/1 at Cin	7:10
Wed, 5/2 at Cin	7:10
Thu, 6/28 at Cin	7:10
Fri, 6/29 at Cin	7:10
Sat, 6/30 at Cin	4:10
Sun, 7/1 at Cin	1:10
Mon, 8/20 at Mil	8:10
Tue, 8/21 at Mil	8:10
Wed, 8/22 at Mil	2:10
Tue, 8/28 at Cin	7:10
Wed, 8/29 at Cin	7:10
Thu, 8/30 at Cin	12:35
Mon, 9/17 at Mil	7:40
Tue, 9/18 at Mil	7:40
Wed, 9/19 at Mil	7:40

All times eastern

2017 REGULAR SEASON RESULTS

4/13 at Cin ... L, 1-5	Nelson / Arroyo
4/14 at Cin ... L, 4-10	Milone / Wood
4/15 at Cin ... W, 7-5	Iglesias / Torres / Lorenzen
4/16 at Cin ... L, 2-4	Peralta / Romano / Feliz
4/24 at Mil ... L, 7-11	Torres / Garrett
4/25 at Mil ... L, 1-9	Davies / Feldman / Milone
4/26 at Mil ... L, 4-9	Peralta / Davis
6/27 at Cin ... W, 8-6	Adleman / Guerra / Iglesias
6/28 at Cin ... W, 4-3	Storen / Knebel / Iglesias
6/29 at Cin ... L, 3-11	Nelson / Bailey
8/11 at Mil ... W, 11-10	Bailey / Nelson
8/12 at Mil ... L, 5-6 (10)	Knebel / Adleman
8/13 at Mil ... L, 4-7	Garza / Romano / Knebel
9/4 at Cin ... W, 5-4	Iglesias / Hader
9/5 at Cin ... W, 9-3	Stephenson/Davies/Iglesias
9/6 at Cin ... W, 7-1	Castillo / Garza
9/26 at Mil ... L, 6-7	Hader / McGuire / Knebel
9/27 at Mil ... W, 6-0	Bailey / Woodruff
9/28 at Mil ... L, 3-4	Hughes / Romano / Knebel

Complete games in **BOLD CAPS**

REDS VS BREWERS SINCE 1997

1997 3-0	2001 6-10	2005 6-10	2009 8-7	2012 9-6	2015 9-10
1998 6-5	2002 13-6	2006 9-10	2010 11-3	2013 10-9	2016 11-8
1999 6-6	2003 8-10	2007 8-7	2011 8-8	2014 10-9	2017 8-11
2000 5-8	2004 10-8	2008 10-8			



2017: 70-92
4TH, NL EAST

Sweep Information

Last Sweep by Reds

	at Cin	at NYM
2-Game:	5/6-7/92	^5/25-27/92
3-Game:	4/4-7/05	5/20-22/13
4-Game:	#7/11-13/75	#8/19-21/77
DH:	7/18/80	8/19/77

Last Sweep by Mets

	at Cin	at NYM
2-Game:	4/28-29/97	4/22-23/97
3-Game:	9/5-7/16	4/25-27/16
4-Game:	9/24-27/15	7/18-21/97
DH:	6/17/66	5/19/98

Includes doubleheader

* One game rained out in 3-game series

Series Highs

Runs Scored by Cin (Game)

15 (5/13/1980, 15-4 at Cin)

Runs Scored by NYM (Game)

15 (4/28/1997, 15-2 at Cin)

Longest Game

16 Inn. (8/20/1973 at NYM)

Win Streak by Cin (Single Season)

8g (4/24-8/3, 1962)

Win Streak by NYM (Single Season)

7g (6/26-9/27, 2015)

REGULAR SEASON RECORD VS METS *

All-Time:	317-284
At Crosley Field:	51-20
At Riverfront/Cinergy Field:	100-77
At Great American Ball Park:	17-31
At Polo Grounds:	9-9
At Shea Stadium:	126-131
At Citi Field:	14-16
In 2017:	3-4
At Great American Ball Park:	2-1
At Citi Field:	1-3

* Regular season since 1962



MANAGER

Mickey Callaway
1st season at NYM (0-0)
1st in MLB (0-0)

2018 SCHEDULE

Mon, 5/7 at Cin	7:10
Tue, 5/8 at Cin	7:10
Wed, 5/9 at Cin	12:35
Mon, 8/6 at NYM	7:10
Tue, 8/7 at NYM	7:10
Wed, 8/8 at NYM	12:10

All times eastern

2017 REGULAR SEASON RESULTS

8/29 at Cin ... W, 14-4	Romano / Flexen
8/30 at Cin ... L, 0-2	Montero / Bailey / Ramos
8/31 at Cin ... W, 7-2	Stephenson / deGrom
9/7 at NY ... L, 2-7	Harvey / Mahle
9/8 at NY ... L, 1-5	Lugo / Garrett / Ramos
9/9 at NY ... L, 1-6	Montero / Bailey
9/10 at NY ... W, 10-5	Stephens / Familia / Iglesias

Complete games in BOLD CAPS

REDS VS METS SINCE 1962

1962 13-5	1972 8-4	1982 7-5	1992 7-5	2002 2-4	2012 6-2
1963 10-8	1973 8-4	1983 7-5	1993 6-6	2003 2-4	2013 4-2
1964 11-7	1974 9-3	1984 3-9	1994 2-4	2004 3-3	2014 2-4
1965 11-7	1975 8-4	1985 4-8	1995 7-5	2005 3-3	2015 0-7
1966 10-7	1976 6-6	1986 4-8	1996 6-6	2006 3-4	2016 0-6
1967 12-6	1977 10-2	1987 7-5	1997 2-9	2007 2-5	2017 3-4
1968 10-8	1978 7-5	1988 4-7	1998 3-6	2008 3-4	
1969 6-6	1979 8-4	1989 4-8	1999 5-5	2009 2-4	
1970 8-4	1980 8-4	1990 6-6	2000 5-4	2010 4-2	
1971 8-4	1981 7-3	1991 5-7	2001 4-2	2011 2-5	



2017: 66-96
5TH, NL EAST

Sweep Information

Last Sweep by Reds

	at Cin	at Phi
2-Game:	8/26-27/91	*4/5-7/96
3-Game:	4/4-7/16	6/27-29/95
4-Game:	#6/24-26/96	#7/22-24/96
DH:	5/26/97	7/22/96

Last Sweep by Phillies

	at Cin	at Phi
2-Game:	*4/26-28/96	4/9-10/63
3-Game:	5/12-14/06	4/12-14/93
4-Game:	8/29-9/1/11	7/8-11/10
DH:	*9/21/02	5/15/75

* Includes doubleheader

* Day-night doubleheader

^ One game rained out in 3-game series

Series Highs

Runs Scored by Cin (Game)

24 (5/13/1902, 24-2 at Cin)

Runs Scored by Phi (Game)

22 (7/6/2009, 22-1 at Phi)

Longest Game

19 Inn. (2x, Last: 5/25/2011 at Phi)

Win Streak by Cin (Single Season)

17g (5/1-9/2, 1961)

Win Streak by Phi (Single Season)

8g (9/2-10/2, 1901)

REGULAR SEASON RECORD VS PHILLIES *

All-Time:	1,070-871
At League Park II:	9-12
At Palace of the Fans:	62-49
At Crosley Field:	388-240
At Riverfront/Cinergy Field:	104-75
At Great American Ball Park:	26-24
At Baker Bowl:	190-210
At Shibe Park:	172-155
At Veterans Stadium:	102-75
At Citizens Bank Park:	17-31
In 2017:	4-2
At Great American Ball Park:	2-1
At Citizens Bank Park:	2-1

* Regular season since 1900



MANAGER

Gabe Kapler
1st season in MLB (0-0)

2018 SCHEDULE

Mon, 4/9 at Phi	7:05
Tue, 4/10 at Phi	7:05
Wed, 4/11 at Phi	7:05
Thu, 7/26 at Cin	7:10
Fri, 7/27 at Cin	7:10
Sat, 7/28 at Cin	7:10
Sun, 7/29 at Cin	1:10

All times eastern

2017 REGULAR SEASON RESULTS

4/3 at Cin	L, 3-4	Hellickson / Feldman / Gomez
4/5 at Cin	W, 2-0	Finnegan / Eickhoff / Iglesias
4/6 at Cin	W, 7-4	Reed / Morgan / Storen
5/26 at Phi	W, 5-2	Adleman / Nola / Iglesias
5/27 at Phi	L, 3-4	Neris / Lorenzen
5/28 at Phi	W, 8-4	Feldman / Eflin

Complete games in **BOLD CAPS**

REDS VS PHILLIES SINCE 1900

1900..... 9-11	1920..... 14-8	1940..... 15-7	1960..... 9-13	1980..... 7-5	2000..... 3-4
1901..... 4-16	1921..... 13-9	1941..... 16-6	1961..... 19-3	1981..... 5-2	2001..... 2-4
1902..... 13-7	1922..... 15-7	1942..... 16-6	1962..... 8-10	1982..... 5-7	2002..... 2-4
1903..... 12-8	1923..... 19-3	1943..... 19-3	1963..... 8-10	1983..... 6-6	2003..... 5-4
1904..... 16-6	1924..... 16-5	1944..... 13-9	1964..... 9-9	1984..... 5-7	2004..... 3-3
1905..... 13-9	1925..... 16-6	1945..... 12-10	1965..... 13-5	1985..... 7-5	2005..... 3-4
1906..... 11-11	1926..... 16-6	1946..... 8-14	1966..... 10-8	1986..... 7-5	2006..... 2-4
1907..... 8-13	1927..... 16-6	1947..... 13-9	1967..... 10-8	1987..... 5-7	2007..... 2-4
1908..... 10-12	1928..... 13-7	1948..... 11-11	1968..... 11-7	1988..... 9-3	2008..... 3-5
1909..... 9-12	1929..... 11-11	1949..... 13-9	1969..... 10-2	1989..... 4-8	2009..... 2-5
1910..... 10-12	1930..... 12-10	1950..... 4-18	1970..... 7-5	1990..... 7-5	2010..... 2-5
1911..... 10-12	1931..... 9-13	1951..... 11-11	1971..... 5-7	1991..... 9-3	2011..... 1-7
1912..... 8-14	1932..... 9-13	1952..... 10-12	1972..... 10-2	1992..... 7-5	2012..... 3-4
1913..... 5-17	1933..... 7-14	1953..... 12-10	1973..... 8-4	1993..... 4-8	2013..... 4-2
1914..... 9-13	1934..... 9-10	1954..... 14-8	1974..... 8-4	1994..... 4-2	2014..... 3-3
1915..... 9-13	1935..... 13-9	1955..... 11-11	1975..... 7-5	1995..... 9-3	2015..... 4-2
1916..... 5-17	1936..... 13-9	1956..... 11-11	1976..... 5-7	1996..... 10-2	2016..... 4-2
1917..... 8-14	1937..... 11-11	1957..... 16-6	1977..... 8-4	1997..... 8-3	2017..... 4-2
1918..... 12-7	1938..... 14-7	1958..... 15-7	1978..... 7-5	1998..... 4-5	
1919..... 15-5	1939..... 19-3	1959..... 9-13	1979..... 8-4	1999..... 6-3	



2017: 75-87
4TH, NL CENTRAL

Sweep Information

Last Sweep by Reds

	at Cin	at Pit
2-Game:	6/10-11/97	[^] 8/3-4/07
3-Game:	9/15-17/17	4/10-12/17
4-Game:	#8/31-9/2/09	7/2-5/92
DH:	*8/31/09	7/12/74

Last Sweep by Pirates

	at Cin	at Pit
2-Game:	5/18-19/11	8/20-21/98
3-Game:	9/27-29/13	4/12-14/13
4-Game:	7/11-14/91	#8/22-24/69
DH:	9/17/16	8/28/07

Includes doubleheader

* Day-night doubleheader

[^] One game rained out in 3-game series

Series Highs

Runs Scored by Cin (Game)

19 (4x, Last: 8/25/1995, 19-3 at Pit)

Runs Scored by Pit (Game)

23 (4/27/1912, 23-4 at Pit)

Longest Game

16 Inn. (4x, Last: 6/29/1965 at Pit)

Win Streak by Cin (Single Season)

11g (2x, Last: 7/22-9/15, 1956)

Win Streak by Pit (Single Season)

17g (5/31-10/3, 1937)

REGULAR SEASON RECORD VS PIRATES *

All-Time:	1,061-1,085
At League Park II:	8-12
At Palace of the Fans:	44-65
At Crosley Field:	345-269
At Riverfront/Cinergy Field:	106-94
At Great American Ball Park:	71-61
At Exposition Park:	36-60
At Forbes Field:	273-375
At Three Rivers Stadium:	101-82
At PNC Park:	77-67
In 2017:	13-6
At Great American Ball Park:	7-3
At PNC Park:	6-3

* Regular season since 1900



MANAGER

Clint Hurdle

8th season at Pit (584-549)

16th in MLB (1,118-1,174)

2018 SCHEDULE

Thu, 4/5 at Pit	7:05
Fri, 4/6 at Pit	7:05
Sat 4/7 at Pit	7:05
Sun, 4/8 at Pit	1:35
Tue, 5/22 at Cin	7:10
Wed, 5/23 at Cin	7:10
Thu, 5/24 at Cin	12:35
Fri, 6/15 at Pit	7:05
Sat, 6/16 at Pit	4:05
Sun, 6/17 at Pit	1:35
Fri, 7/20 at Cin	7:10
Sat, 7/21 at Cin	7:10
Sun, 7/22 at Cin	1:10
Mon, 9/3 at Pit	1:35
Tue, 9/4 at Pit	7:05
Wed, 9/5 at Pit	7:05
Fri, 9/28 at Cin	6:40
Sat, 9/29 at Cin	4:10
Sun, 9/30 at Cin	3:10

All times eastern

2017 REGULAR SEASON RESULTS

4/10 at Pit	W, 7-1	Lorenzen / Glasnow
4/11 at Pit	W, 6-2	Storen / Nicasio / Iglesias
4/12 at Pit	W, 9-2	Garrett / Nova
5/1 at Cin	W, 4-3 (10)	Lorenzen / Hudson
5/2 at Cin	L, 3-12	Glasnow / Feldman / LeBlanc
5/3 at Cin	W, 7-2	Davis / Taillon
5/4 at Cin	W, 4-2	Adleman / Nova / Iglesias
8/1 at Pit	W, 9-1	Bailey / Taillon
8/2 at Pit	W, 5-2	Lorenzen / Benoit / Iglesias
8/3 at Pit	L, 0-6	Kuhl / Romano
8/25 at Cin	W, 9-5	Stephenson / Nova
8/26 at Cin	L, 0-1	Cole / Castillo / Rivero
8/27 at Cin	L, 2-5	Schugel / Mahle / Rivero
9/1 at Pit	W, 7-3	Wojciechowski / Cole
9/2 at Pit	L, 0-5	Schugel / Lorenzen
9/3 at Pit	L, 1-3	Williams / Romano / Rivero
9/15 at Cin	W, 4-2	Bailey / Kuhl / Iglesias
9/16 at Cin	W, 2-1	Romano / Nova / Reed
9/17 at Cin	W, 5-2	Stephenson / Cole / Lorenzen

Complete games in **BOLD CAPS**

REDS VS PIRATES SINCE 1900

1900.....12-8	1920.....12-10	1940.....16-6	1960.....6-16	1980.....6-6	2000.....7-6
1901.....7-13	1921.....8-14	1941.....12-10	1961.....11-11	1981.....4-2	2001.....9-8
1902.....5-15	1922.....11-11	1942.....12-9	1962.....13-5	1982.....4-8	2002.....11-7
1903.....4-16	1923.....8-14	1943.....9-13	1963.....11-7	1983.....6-6	2003.....5-11
1904.....11-11	1924.....12-10	1944.....12-10	1964.....8-10	1984.....7-5	2004.....9-10
1905.....9-13	1925.....8-13	1945.....10-12	1965.....8-10	1985.....9-3	2005.....9-7
1906.....8-14	1926.....13-9	1946.....13-9	1966.....8-10	1986.....10-2	2006.....9-7
1907.....10-12	1927.....8-14	1947.....13-9	1967.....10-8	1987.....4-8	2007.....9-7
1908.....8-14	1928.....12-10	1948.....9-13	1968.....10-8	1988.....7-5	2008.....6-9
1909.....7-15	1929.....9-13	1949.....9-13	1969.....5-7	1989.....7-5	2009.....13-5
1910.....10-12	1930.....8-14	1950.....12-10	1970.....8-4	1990.....6-6	2010.....10-6
1911.....10-12	1931.....6-16	1951.....12-10	1971.....5-7	1991.....2-10	2011.....5-10
1912.....11-11	1932.....8-14	1952.....16-6	1972.....8-4	1992.....6-6	2012.....11-7
1913.....8-13	1933.....7-15	1953.....15-7	1973.....7-5	1993.....8-4	2013.....8-11
1914.....8-14	1934.....7-15	1954.....15-7	1974.....8-4	1994.....9-3	2014.....12-7
1915.....12-10	1935.....8-13	1955.....14-8	1975.....6-6	1995.....8-5	2015.....11-8
1916.....13-9	1936.....8-14	1956.....17-5	1976.....8-4	1996.....5-8	2016.....9-10
1917.....12-10	1937.....1-21	1957.....14-8	1977.....3-9	1997.....8-4	2017.....13-6
1918.....4-12	1938.....10-12	1958.....10-12	1978.....4-7	1998.....5-7	
1919.....14-6	1939.....16-6	1959.....9-13	1979.....8-4	1999.....7-6	



2017: 83-79
3RD, NL CENTRAL

Sweep Information

Last Sweep by Reds

	at Cin	at StL
2-Game:	5/1-2/06	6/26-27/01
3-Game:	7/13-15/12	6/5-7/06
4-Game:	6/5-8/17	5/4-7/90
DH:	9/22/96	7/20/70

Last Sweep by Cardinals

	at Cin	at StL
2-Game:	7/5-6/82	6/28-29/05
3-Game:	9/19-21/17	9/21-23/15
4-Game:	#7/8-10/49	8/13-16/01
DH:	6/28/59	9/7/64

Includes doubleheader

Series Highs

Runs Scored by Cin (Game)

19 (7/1/1956, 19-15 at StL)

Runs Scored by StL (Game)

18 (6/10/1944, 18-0 at Cin)

Longest Game

18 Inn. (7/1/1934 g1 at Cin)

Win Streak by Cin (Single Season)

8g (2x. Last: 5/4-7/26, 1970)

Win Streak by StL (Single Season)

13g (7/4-9/7, 1930)

REGULAR SEASON RECORD VS CARDINALS *

All-Time:	998-1,141
At League Park II / Palace of the Fans /	
Crosley Field:	384-360
At Riverfront / Cinergy Field:	107-86
At Great American Ball Park:	67-62
At Robison Field / Sportsman Park /	
Busch Stadium:	286-428
At Busch Stadium II:	119-139
At Busch Stadium III:	35-66
In 2017:	9-10
At Great American Ball Park:	5-5
At Busch Stadium III:	4-5

* Regular season since 1900



MANAGER

Mike Matheny
 7th season at StL (544-428)
 7th in MLB (544-428)

2018 SCHEDULE

Thu, 4/12 at Cin	6:40
Fri, 4/13 at Cin	6:40
Sat, 4/14 at Cin	1:10
Sun, 4/15 at Cin	1:10
Fri, 4/20 at StL	8:15
Sat, 4/21 at StL	2:15
Sun, 4/22 at StL	2:15
Fri, 6/8 at Cin	7:10
Sat, 6/9 at Cin	4:10
Sun, 6/10 at Cin	1:10
Fri, 7/13 at StL	8:15
Sat, 7/14 at StL	4:10
Sun, 7/15 at StL	2:15
Mon, 7/23 at Cin	7:10
Tue, 7/24 at Cin	7:10
Wed, 7/25 at Cin	12:35
Fri, 8/31 at StL	8:15
Sat, 9/1 at StL	7:15
Sun, 9/2 at StL	2:15

All times eastern

2017 REGULAR SEASON RESULTS

4/7 at StL	W, 2-0	Garrett / Leake / Iglesias
4/8 at StL	L, 4-10	Wacha / Arroyo
4/9 at StL	W, 8-0	Feldman / Martinez
4/28 at StL	L, 5-7	Lynn / Wood / Oh
4/29 at StL	Postponed by rain (makeup on 6/26)	
4/30 at StL	W, 5-4	Peralta / Rosenthal / Iglesias
6/5 at Cin	W, 4-2	Bonilla / Martinez / Iglesias
6/6 at Cin	W, 13-1	Adleman / Wainwright
6/7 at Cin	W, 6-4	Peralta / Cecil / Iglesias
6/8 at Cin	W, 5-2	Feldman / Leake / Iglesias
6/26 at StL	L, 2-8	Wacha / Finnegan
8/4 at Cin	W, 3-2	Wojciechowski/Leake/Iglesias
8/5 at Cin	L, 1-4	Lynn / Castillo / Rosenthal
8/6 at Cin	L, 4-13	Cecil / Bailey
9/12 at StL	L, 4-13	Lynn / Stephenson
9/13 at StL	W, 6-0	Mahle / Flaherty
9/14 at StL	L, 2-5	Weaver / Garrett
9/19 at Cin	L, 7-8 (10)	Nicasio / Adleman / Lyons
9/20 at Cin	L, 2-9	Weaver / Davis
9/21 at Cin	L, 5-8	Martinez / Bailey

Complete games in **BOLD CAPS**

REDS VS CARDINALS SINCE 1900

1900..... 12-8	1920 13-9	1940 12-10	1960 8-14	1980..... 5-7	2000..... 7-6
1901 9-11	1921 12-10	1941 10-12	1961 14-8	1981 0-5	2001 7-10
1902..... 13-7	1922 8-14	1942 7-15	1962 8-10	1982 5-7	2002 8-11
1903 12-7	1923 10-12	1943 10-12	1963 11-7	1983 6-6	2003 9-7
1904..... 14-8	1924 13-9	1944 8-14	1964 10-8	1984 4-8	2004 5-14
1905 10-12	1925 12-10	1945 9-13	1965 10-8	1985 5-7	2005 5-11
1906 12-9	1926 14-8	1946 8-14	1966 11-7	1986 7-5	2006 9-6
1907 14-8	1927 8-14	1947 8-14	1967 5-13	1987 4-8	2007 6-9
1908 11-11	1928 12-10	1948 10-12	1968 7-11	1988 6-6	2008 5-10
1909 12-10	1929 3-19	1949 5-17	1969 8-4	1989 8-4	2009 8-8
1910 12-10	1930 3-19	1950 7-15	1970 9-3	1990 9-3	2010 6-12
1911 6-16	1931 2-20	1951 8-14	1971 8-4	1991 4-8	2011 9-6
1912 13-9	1932 6-16	1952 10-12	1972 10-2	1992 7-5	2012 7-8
1913 10-12	1933 7-15	1953 7-15	1973 6-6	1993 5-7	2013 8-11
1914 10-12	1934 6-16	1954 8-14	1974 6-6	1994 2-2	2014 7-12
1915 14-8	1935 8-14	1955 11-11	1975 8-4	1995 8-5	2015 7-12
1916 8-14	1936 10-12	1956 13-9	1976 6-6	1996 5-8	2016 9-10
1917 9-13	1937 7-15	1957 9-13	1977 5-7	1997 6-6	2017 9-10
1918 13-8	1938 13-9	1958 12-10	1978 8-4	1998 8-3	
1919 14-6	1939 11-11	1959 11-11	1979 8-4	1999 8-4	



2017: 71-91
4TH, NL WEST

Sweep Information

Last Sweep by Reds

at Cin at SD
2-Game: 4/17-18/90 9/30-10/1/87
3-Game: 8/9-11/02 7/29-31/05
4-Game: 5/10-13/93 #9/21-23/90
DH: 8/4/80 9/22/90

Last Sweep by Padres

at Cin at SD
2-Game: 7/24-25/95 10/2-3/85
3-Game: 5/4-6/01 6/12-14/17
4-Game: None None
DH: 6/7/85 7/25/90
Includes doubleheader

Series Highs

Runs Scored by Cin (Game)

15 (2x, Last: 8/4/2002, 15-10 at SD)

Runs Scored by SD (Game)

15 (4x, Last: 8/14/1987, 15-8 at SD)

Longest Game

18 Inn. (5/25/2008 at SD)

Win Streak by Cin (Single Season)

10g (6/8-9/25, 1980)

Win Streak by SD (Single Season)

9g (4/7-7/19, 1998)

REGULAR SEASON RECORD VS PADRES *

All-Time: 334-284
 At Crosley Field: 7-4
 At Riverfront/Cinergy Field: 147-100
 At Great American Ball Park: 23-26
 At San Diego/Jack Murphy/
 Qualcomm Stadium: 139-128
 At Petco Park: 18-26
 In 2017: 3-4
 At Great American Ball Park: 3-1
 At Petco Park: 0-3

* Regular season since 1969



MANAGER

Andy Green
 3rd season at SD (139-185)
 3rd in MLB (139-185)

2018 SCHEDULE

Fri, 6/1 at SD 10:10
 Sat, 6/2 at SD 8:40
 Sun, 6/3 at SD 6:10
 Thu, 9/6 at Cin 6:40
 Fri, 9/7 at Cin 6:40
 Sat, 9/8 at Cin 4:10
 Sun, 9/9 at Cin 1:10
 All times eastern

2017 REGULAR SEASON RESULTS

6/12 at SD L, 3-9 Perdomo / Arroyo
 6/13 at SD L, 2-6 Richard / Feldman / Maurer
 6/14 at SD L, 2-4 Chacin / Lorenzen / Maurer
 8/7 at Cin W, 11-3 Wood / Chacin
 8/8 at Cin L, 3-7 Perdomo / Romano
 8/8 at Cin W, 8-3 Wojciechowski / Wood
 8/9 at Cin W, 10-3 Storen / Yates
 Complete games in **BOLD CAPS**

REDS VS PADRES SINCE 1969

1969..... 11-7	1978..... 9-9	1986..... 9-9	1994..... 8-2	2002..... 5-1	2010..... 2-4
1970..... 8-10	1979..... 10-7	1987..... 12-6	1995..... 3-6	2003..... 3-3	2011..... 4-2
1971..... 10-8	1980..... 15-3	1988..... 10-8	1996..... 9-3	2004..... 2-4	2012..... 6-2
1972..... 8-10	1981..... 10-2	1989..... 9-9	1997..... 5-6	2005..... 4-2	2013..... 3-3
1973..... 13-5	1982..... 6-12	1990..... 9-9	1998..... 1-11	2006..... 2-4	2014..... 1-5
1974..... 12-6	1983..... 9-9	1991..... 8-10	1999..... 6-3	2007..... 2-4	2015..... 2-4
1975..... 11-7	1984..... 7-11	1992..... 11-7	2000..... 4-5	2008..... 4-3	2016..... 3-4
1976..... 13-5	1985..... 9-9	1993..... 9-4	2001..... 2-4	2009..... 1-6	2017..... 3-4
1977..... 11-7					



2017: 64-98
5TH, NL WEST

Sweep Information

Last Sweep by Reds

	at Cin	at SF
2-Game:	9/21-22/88	8/1-2/74
3-Game:	5/5-7/17	4/24-26/01
4-Game:	4/18-21/85	*6/26-29/14
DH:	4/29/84	4/15/73

* First 4-game sweep by opponent at AT&T

Last Sweep by Giants

	at Cin	at SF
2-Game:	5/13-14/97	9/18-19/91
3-Game:	4/5-7/99	5/3-5/02
4-Game:	5/12-15/83	7/26-29/90
DH:	7/12/80	8/9/87

Series Highs

Runs Scored by Cin (Game)

17 (3x, Last: 8/3/1994, 17-4 at SF)

Runs Scored by SF (Game)

25 (6/9/1901, 25-13 at Cin)

Longest Game

21 Inn. (9/1/1967 at Cin)

Win Streak by Cin (Single Season)

9g (2x, Last: 7/30-9/12, 1975)

Win Streak by SF (Single Season)

15g (2x, Last: 5/20-8/3, 1912)

REGULAR SEASON RECORD VS GIANTS *

All-Time:	945-1,143
At League Park II / Palace of the Fans /	
Crosley Field:	355-397
At Riverfront/Cinergy Field:	139-103
At Great American Ball Park:	27-21
At Polo Grounds IV / Hilltop Park /	
Polo Grounds V:	231-396
At Seals Stadium:	9-13
At Candlestick / 3-Com Park:	152-180
At Pacific Bell / SBC / AT&T Park:	32-33
In 2017:	4-3
At Great American Ball Park:	3-0
At AT&T Park:	1-3

* Regular season since 1900



MANAGER

Bruce Bochy
12th season at SF (902-880)
24th in MLB (1,853-1,855)

2018 SCHEDULE

Mon, 5/14 at SF	10:15
Tue, 5/15 at SF	10:15
Wed, 5/16 at SF	3:45
Fri, 8/17 at Cin	7:10
Sat, 8/18 at Cin	7:10
Sun, 8/19 at Cin	1:10

All times eastern

2017 REGULAR SEASON RESULTS

5/5 at Cin	W, 13-3	Arroyo / Cain
5/6 at Cin	W, 14-2	Garrett / Blach / Stephenson
5/7 at Cin	W, 4-0	FELDMAN / Cueto
5/11 at SF	W, 3-2	Peralta / Strickland / Iglesias
5/12 at SF	L, 2-3 (17)	Gearrin / Stephenson
5/13 at SF	L, 1-3	Moore / BONILLA / Law
5/14 at SF	L, 3-8	Samardzija / Adleman

Complete games in **BOLD CAPS**

REDS VS GIANTS SINCE 1900

1900.....7-13	1920.....6-16	1940.....15-7	1960.....11-11	1980.....7-11	2000.....3-6
1901.....8-12	1921.....8-14	1941.....15-7	1961.....12-10	1981.....9-5	2001.....4-2
1902.....14-6	1922.....10-12	1942.....9-13	1962.....7-11	1982.....6-12	2002.....2-4
1903.....12-8	1923.....12-10	1943.....16-6	1963.....8-10	1983.....10-8	2003.....3-3
1904.....10-12	1924.....9-13	1944.....15-7	1964.....7-11	1984.....12-6	2004.....3-3
1905.....5-16	1925.....9-13	1945.....6-16	1965.....6-12	1985.....12-6	2005.....3-5
1906.....5-16	1926.....7-15	1946.....14-8	1966.....7-10	1986.....9-9	2006.....2-5
1907.....9-13	1927.....7-15	1947.....13-9	1967.....8-10	1987.....7-11	2007.....4-3
1908.....8-14	1928.....8-14	1948.....10-12	1968.....8-10	1988.....11-7	2008.....5-1
1909.....9-13	1929.....10-12	1949.....7-15	1969.....10-8	1989.....8-10	2009.....3-3
1910.....8-14	1930.....7-15	1950.....11-11	1970.....9-9	1990.....7-11	2010.....3-4
1911.....8-14	1931.....7-15	1951.....5-17	1971.....9-9	1991.....10-8	2011.....5-2
1912.....6-16	1932.....7-15	1952.....6-16	1972.....10-5	1992.....10-8	2012.....4-3
1913.....5-17	1933.....4-17	1953.....9-13	1973.....10-8	1993.....2-11	2013.....6-1
1914.....9-13	1934.....6-16	1954.....7-15	1974.....11-7	1994.....7-2	2014.....5-2
1915.....9-13	1935.....8-14	1955.....9-13	1975.....13-5	1995.....3-3	2015.....2-5
1916.....5-16	1936.....9-13	1956.....14-8	1976.....9-9	1996.....9-4	2016.....3-3
1917.....11-11	1937.....8-14	1957.....12-10	1977.....10-8	1997.....4-7	2017.....4-3
1918.....12-7	1938.....12-9	1958.....11-11	1978.....12-6	1998.....2-7	
1919.....12-8	1939.....11-11	1959.....8-14	1979.....6-12	1999.....4-5	



2017: 97-65
1ST, NL EAST
 Lost to CHI in NLDS, 3-2

Sweep Information

Last Sweep by Reds

	at Cin	at Wsh
2-Game:	8/28-29/91	7/6-7/15
3-Game:	5/29-31/15	4/24-26/06
4-Game:	7/3-6/08	None
DH:	6/12/77	6/28/71

Last Sweep by Nationals

	at Cin	at Wsh
2-Game:	4/29-30/86	4/24-25/96
3-Game:	8/31-9/2/92	8/1-3/08
4-Game:	7/14-17/17	7/20-23/89
DH:	None	*4/19/03

* Day-night doubleheader

Series Highs

Runs Scored by Cin (Game)

19 (5/1/1989, 19-6 at Mtl)

Runs Scored by Wsh (Game)

19 (5/7/1978 g1, 19-5 at Cin)

Longest Game

Vs Expos, 16 Inn. (5/2/1976 at Cin)
 Vs Nationals, 15 Inn. (5/19/14 at Wsh)

Win Streak by Cin (Single Season)

7g (5/6-8/24, 1998)

Win Streak by Wsh (Single Season)

6g (2x, Last: 5/22-8/2, 2007)

REGULAR SEASON RECORD VS NATIONALS *

All-Time:	252-221
Vs Expos:	209-178
Vs Nationals:	43-43
At Crosley Field:	10-0
At Riverfront/Cinergy Field:	97-81
At Great American Ball Park:	28-22
At Jarry Park:	28-20
At Olympic Stadium:	70-72
At Hiram Bithorn Stadium:	1-2
At RFK Stadium:	5-4
At Nationals Park:	13-20
In 2017:	1-6
At Great American Ball Park:	0-4
At Nationals Park:	1-2

* 1969-2004 (Expos), 2005-present (Nationals)



MANAGER

Dave Martinez
 1st season at Wsh (0-0)
 1st in MLB (0-0)

2018 SCHEDULE

Thu, 3/29 at Cin	4:10
Sat, 3/31 at Cin	2:10
Sun, 4/1 at Cin	4:10
Thu, 8/2 at Wsh	7:05
Fri, 8/3 at Wsh	7:05
Sat, 8/4 at Wsh	7:05
Sun, 8/5 at Wsh	1:35

All times eastern

2017 REGULAR SEASON RESULTS

6/23 at Wsh ... L, 5-6 (10)	Albers / Iglesias
6/24 at Wsh ... L, 3-18	Ross / Bailey
6/25 at Wsh ... W, 6-2	Feldman / Roark
7/14 at Cin L, 0-5	Gonzalez / Adleman / Grace
7/15 at Cin L, 7-10	Scherzer / Castillo / Grace
7/16 at Cin L, 4-14	Roark / Bailey
7/17 at Cin L, 1-6	Strasburg / Feldman

Complete games in **BOLD CAPS**

REDS VS NATIONALS SINCE 1969

1969.....8-4	1978.....8-4	1986.....7-5	1994.....4-2	2002.....1-5	2010.....4-3
1970.....7-5	1979.....6-6	1987.....6-6	1995.....8-4	2003.....2-4	2011.....4-2
1971.....7-5	1980.....3-9	1988.....5-7	1996.....3-9	2004.....4-2	2012.....2-5
1972.....8-4	1981.....5-4	1989.....4-8	1997.....6-5	2005.....5-1	2013.....3-4
1973.....8-4	1982.....4-8	1990.....9-3	1998.....8-1	2006.....5-1	2014.....3-3
1974.....6-6	1983.....4-8	1991.....6-6	1999.....4-3	2007.....1-6	2015.....5-1
1975.....8-4	1984.....7-5	1992.....5-7	2000.....6-3	2008.....4-3	2016.....3-4
1976.....9-3	1985.....8-4	1993.....4-8	2001.....4-2	2009.....3-4	2017.....1-6
1977.....7-5					

AMERICAN LEAGUE OPPONENTS

REDS VS AMERICAN LEAGUE																	
Totals	Bal	Bos	LAA	Chi	Cle	Det	Hou	KC	Mil	Min	NYN	Oak	Sea	TB	Tex	Tor	
1997	9-6			1-2	2-1			2-1	3-0	1-2							
1998	7-6			1-1	1-2	3-0		0-2		2-1							
1999	7-8				2-4	1-2		3-0		1-2							
2000	7-8			0-3	3-3	1-2				3-0							
2001	4-11			0-3	3-3	1-2				0-3							
2002	2-10			1-2								0-3	0-3		1-2		
2003	7-5				1-2						2-1			3-0		1-2	
2004	5-7				2-4							0-3			3-0		
2005	7-8	2-1	0-3		2-4									3-0			
2006	6-9			0-3	3-3	1-2		2-1									
2007	7-11			1-2	3-3							1-2	1-2		1-2		
2008	9-6			1-2	5-1						2-1					1-2	
2009	6-9				1-2	4-2		0-3								1-2	
2010	8-7				4-2			1-2				3-0	0-3				
2011	6-12	1-2			1-5						1-2			2-1		1-2	
2012	7-8				3-3	1-2					1-2	2-1					
2013	11-9			2-1	2-2		3-0					2-2	1-2		1-2		
2014	6-14	0-3	0-4		3-1						0-3			1-2		2-1	
2015	7-13				1-2	1-5	3-1	0-4		2-1							
2016	5-15			0-3	0-4			1-2				2-1	0-3		2-2		
2017	5-15	1-2	0-3		2-2						1-3			1-2		0-3	
Totals	138-197	4-8	1-12	4-8	4-16	47-56	11-11	4-2	8-13	3-0	10-11	8-11	8-11	2-13	10-5	8-8	6-12



2017: 102-60

1ST, AL CENTRAL

Lost to NYY in ALDS, 3-2

REDS VS INDIANS SINCE 1997

1997.....2-1	2008.....5-1
1998.....1-2	2009.....4-2
1999.....2-4	2010.....4-2
2000.....3-3	2011.....1-5
2001.....3-3	2012.....3-3
2003.....1-2	2013.....2-2
2004.....2-4	2014.....3-1
2005.....2-4	2015.....1-5
2006.....3-3	2016.....0-4
2007.....3-3	2017.....2-2

REGULAR SEASON RECORD VS INDIANS *

All-Time:	47-56
At Cinergy Field:	4-8
At Great American Ball Park:	23-15
At Progressive Field:	20-33
In 2017:	2-2
At Great American Ball Park:	1-1
At Progressive Field:	1-1

* Regular season since 1997

2018 SCHEDULE

Mon, 7/9 at Cle	7:10
Tue, 7/10 at Cle	7:10
Wed, 7/11 at Cle	7:10
Mon, 8/13 at Cin	7:10
Tue, 8/14 at Cin	7:10
Wed, 8/15 at Cin	7:10

All times eastern



MANAGER

Terry Francona
6th season at Cle (454-354)
18th in MLB (1,483-1,269)

Sweep Information

Last Sweep by Reds

	at Cin	at Cle
2-Game:	8/6-7/14	None
3-Game:	6/12-14/12	None
4-Game:	None	None

Last Sweep by Indians

	at Cin	at Cle
2-Game:	5/18-19/16	5/16-17/16
3-Game:	6/11-13/99	5/22-24/15
4-Game:	None	None

Series Highs

Runs Scored by Cin (Game)

14 (7/8/2000, 14-5 at Cin)

Runs Scored by Cle (Game)

15 (2x, Last: 5/16/2016, 15-6 at Cle)

Longest Game

13 Inn. (2x, Last: 7/14/2001 at Cin)

Win Streak by Cin (Single Season)

3g (4x, Last: 8/5-7, 2014)

Win Streak by Cle (Single Season)

5g (5/20-7/2, 2011)



2017: 67-95
4th, AL CENTRAL

REDS VS WHITE SOX SINCE 1997

1997 at Cin	1-2
1998 at WSox	1-1
2000 at Cin	0-3
2001 at WSox	0-3
2006 at Cin	0-3
2009 at Cin	1-2
2015 at WSox	1-2

REGULAR SEASON RECORD VS WHITE SOX

All-Time:	4-16
At Cinergy Field (1997, 2000):	1-5
At Great American Ball Park (2006, '09):	1-5
At Comiskey Park II (1998, '01, '15):	2-6
In 2015 at Comiskey Park:	1-2

2018 SCHEDULE

Mon, 7/2 at Cin	7:10
Tue, 7/3 at Cin	7:10
Wed, 7/4 at Cin	7:10

All times eastern



MANAGER

Rick Renteria
2nd season at CWS (67-95)
3rd in MLB (140-184)

Sweep Information

Last Sweep by Reds

	<u>at Cin</u>	<u>at Chi</u>
2-Game:	None	None
3-Game:	None	None
4-Game:	None	None
DH:	None	None

Last Sweep by White Sox

	<u>at Cin</u>	<u>at Chi</u>
2-Game:	None	None
3-Game:	6/16-18/06	6/12-14/01
4-Game:	None	None
DH:	None	None

Series Highs

Runs Scored by Cin (Game)

12 (6/6/2000, 12-17 at Cin)

Runs Scored by Chi (Game)

17 (6/6/2000, 17-12 at Cin)

Longest Game

9 Inn. (many times)

Win Streak by Cin (Single Season)

1g (3x, Last: 6/19/2009)

Win Streak by Chi (Single Season)

3g (3x, Last: 6/16-6/18, 2006)



2017: 64-98
5TH, AL CENTRAL

REDS VS TIGERS SINCE 1998

1998 at Det	3-0
1999 at Cin	1-2
2000 at Det	1-2
2001 at Cin	1-2
2006 at Det	1-2
2012 at Cin	1-2
2015 at Det	1-1
2015 at Cin	2-0

REGULAR SEASON RECORD VS TIGERS

All-Time:	11-11
At Cinergy Field (1999, 2001):	2-4
At Great American Ball Park (2012, '15):	3-2
At Tiger Stadium (1998):	3-0
At Comerica Park (2000, '06, '15):	3-5
In 2015:	3-1
At Great American Ball Park:	2-0
At Comerica Park:	1-1

2018 SCHEDULE

Tue, 6/19 at Cin	7:10
Wed, 6/20 at Cin	12:35
Tue, 7/31 at Det	7:10
Wed, 8/1 at Det	1:10

All times eastern



MANAGER

Ron Gardenhire
1st season at Det (0-0)
14th in MLB (1,068-1,039)

Sweep Information

Last Sweep by Reds

	<u>at Cin</u>	<u>at Det</u>
2-Game:	None	None
3-Game:	None	6/26-28/98
4-Game:	None	None

Last Sweep by Tigers

	<u>at Cin</u>	<u>at Det</u>
2-Game:	None	None
3-Game:	None	None
4-Game:	None	None

Series Highs

Runs Scored by Cin (Game)

9 (2x, Last: 5/19/2006, 9-4 at Det)

Runs Scored by Det (Game)

9 (7/18/1999, 9-8 at Cin)

Longest Game

13 Inn. (6/27/1998 at Det)

Win Streak by Cin (Single Season)

3g (6/26-6/28, 1998)

Win Streak by Det (Single Season)

2g (4x, Last: 6/9-6/10, 2012)



2017: 80-82
3RD, AL CENTRAL

REDS VS ROYALS SINCE 1997

1997 at Cin	2-1
1998 at Cin	0-2
1999 at KC	3-0
2006 at Cin	2-1
2009 at KC	0-3
2010 at Cin	1-2
2015 at KC	0-2
2015 at Cin	0-2

REGULAR SEASON RECORD VS ROYALS

All-Time:	8-13
At Cinergy Field (1997, '98):	2-3
At Great American Ball Park ('06, '10, '15):	3-5
At Kauffman Stadium (1999, 2009, '15):	3-5
In 2015:	0-4
At Great American Ball Park:	0-2
At Kauffman Stadium:	0-2

2018 SCHEDULE

Tue, 6/12 at KC	8:15
Wed, 6/13 at KC	8:15
Tue, 9/25 at Cin	6:40
Wed, 9/26 at Cin	6:40

All times eastern

MANAGER

Ned Yost
 9th season at KC (629-632)
 15th in MLB (1,086-1,134)

Sweep Information
Last Sweep by Reds

	at Cin	at KC
2-Game:	None	None
3-Game:	None	6/5-6/99
4-Game:	None	None
DH:	None	6/5/99

Last Sweep by Royals

	at Cin	at KC
2-Game:	8/18-19/15	5/19-20/15
3-Game:	None	6/12-14/09
4-Game:	None	None
DH:	None	None

Series Highs
Runs Scored by Cin (Game)

14 (6/6/1999, 14-3 at KC)

Runs Scored by KC (Game)

9 (6/27/2006, 9-8 at Cin)

Longest Game

11 Inn. (6/11/2010 at Cin)

Win Streak by Cin (Single Season)

3g (6/5-6/6, 1999)

Win Streak by KC (Single Season)

4g (5/19-8/19, 2015)



2017: 85-77
2ND, AL CENTRAL
 Lost to NYY in AL Wild Card

REDS VS TWINS SINCE 1997

1997 at Min	1-2
1998 at Cin	2-1
1999 at Min	1-2
2000 at Cin	3-0
2001 at Min	0-3
2012 at Cin	1-2
2015 at Cin	2-1

REGULAR SEASON RECORD VS TWINS

All-Time:	10-11
At Cinergy Field (1998, 2000):	5-1
At Great American Ball Park (2012, '15):	3-3
At HHH Metrodome (1997, '99, 2001):	2-7
At Target Field (2018):	0-0
Last, 2015 at Great American Ball Park:	2-1

2018 SCHEDULE

Fri, 4/27 at Min	8:10
Sat, 4/28 at Min	2:10
Sun, 4/29 at Min	2:10

All times eastern

MANAGER

Paul Molitor
 4th season at Min (227-259)
 4th in MLB (227-259)

Sweep Information
Last Sweep by Reds

	at Cin	at Min
2-Game:	None	None
3-Game:	6/2-4/00	None
4-Game:	None	None

Last Sweep by Twins

	at Cin	at Min
2-Game:	None	None
3-Game:	None	7/6-8/01
4-Game:	None	None

Series Highs
Runs Scored by Cin (Game)

9 (6/3/2000, 9-3 at Cin)

Runs Scored by Min (Game)

8 (2x, Last: 6/7/1999, 8-6 at Min)

Longest Game

10 Inn. (6/4/2000 at Cin)

Win Streak by Cin (Single Season)

3g (6/2-6/4, 2000)

Win Streak by Min (Single Season)

3g (7/6-7/8, 2001)

MAJOR LEAGUE BALLPARKS



Baltimore Orioles - Oriole Park at Camden Yards
333 W. Camden St., Baltimore, MD 21201
(410) 685-9800

Boston Red Sox - Fenway Park
4 Yawkey Way, Boston, MA 02215
(617) 226-6000

Chicago White Sox - Guaranteed Rate Field
333 W. 35th St., Chicago, IL 60616
(312) 674-1000

Cleveland Indians - Progressive Field
2401 Ontario St., Cleveland, OH 44115
(216) 420-4200

Detroit Tigers - Comerica Park
2100 Woodward Ave., Detroit, MI 48201
(313) 962-4000

Houston Astros - Minute Maid Park
501 Crawford St., Houston, TX 77002
(713) 259-8000

Kansas City Royals - Kauffman Stadium
One Royal Way, Kansas City, MO 64129
(816) 921-8000

LA Angels of Anaheim - Angel Stadium of Anaheim
2000 Gene Autry Way, Anaheim, CA 92806
(714) 940-2000

Minnesota Twins - Target Field
1 Twins Way, Minneapolis, MN 55403
(612) 659-3400

New York Yankees - Yankee Stadium
One E. 161st St., Bronx, NY 10451
(718) 293-4300

Oakland Athletics - Oakland Coliseum
7000 Coliseum Way, Oakland, CA 94621
(510) 638-4900

Seattle Mariners - Safeco Field
1250 First Ave. S., Seattle, WA 98134
(206) 346-4000

Tampa Bay Rays - Tropicana Field
One Tropicana Drive, St. Petersburg, FL 33705
(727) 825-3137

Texas Rangers - Globe Life Park in Arlington
1000 Ballpark Way, Suite 400, Arlington, TX 76011
(817) 273-5222

Toronto Blue Jays - Rogers Centre
1 Blue Jays Way, #3200, Toronto, ON M5V 1J1
(416) 341-1000



Arizona Diamondbacks - Chase Field
401 E. Jefferson St., Phoenix, AZ 85004
(602) 462-6500

Atlanta Braves - SunTrust Park
755 Battery Ave., Atlanta, GA 30339
(404) 614-2300

Chicago Cubs - Wrigley Field
1060 W. Addison St., Chicago, IL 60613
(773) 404-2827

Cincinnati Reds - Great American Ball Park
100 Joe Nuxhall Way, Cincinnati, OH 45202
(513) 765-7000

Colorado Rockies - Coors Field
2001 Blake St., Denver, CO 80205
(303) 292-0200

Los Angeles Dodgers - Dodger Stadium
1000 Elysian Park Ave., Los Angeles, CA 90012
(323) 224-1500

Miami Marlins - Marlins Park
501 Marlins Way, Miami, FL 33125
(305) 480-1300

Milwaukee Brewers - Miller Park
One Brewers Way, Milwaukee, WI 53214
(414) 902-4500

New York Mets - Citi Field
126th Street, Flushing, NY 11368
(718) 507-6387

Philadelphia Phillies - Citizens Bank Park
One Citizens Bank Way, Philadelphia, PA 19148
(215) 463-6000

Pittsburgh Pirates - PNC Park at North Shore
115 Federal St., Pittsburgh, PA 15212
(412) 323-5000

St. Louis Cardinals - Busch Stadium
700 Clark St., St. Louis, MO 63102
(314) 345-9600

San Diego Padres - Petco Park
100 Park Blvd., San Diego, CA 92101
(619) 795-5000

San Francisco Giants - AT&T Park
24 Willie Mays Plaza, San Francisco, CA 94107
(415) 972-2000

Washington Nationals - Nationals Park
1500 S. Capitol St. SE, Washington, D.C. 20003
(202) 640-7000

2018 NOTES





HISTORY

In July, outfielder Adam Dunn will become the 81st player inducted into the Reds Hall of Fame. The club's second-round pick in the 1998 draft, Dunn led or tied for the team lead in home runs for a record 7 consecutive seasons (2002–2008), including a stretch of 4 straight seasons in which he hit at least 40 HR (2004–2007).

He is the only player in Reds history to produce more than once at least 40 HR and 100 walks in a season (4). Among the franchise's all-time leaders Dunn ranks first in HR per at bat (13.8), third in slugging percentage (.520) and OPS (.900), fourth in HR (270) and seventh in OBP (.380).

IMPORTANT DATES IN REDS HISTORY



May 4, 1869 – The 1869 Cincinnati Red Stockings, the first all-professional team, kick off the regular season with a 45-9 win over the Great Westerns of Cincinnati.

June 15, 1869 – In what was widely considered the greatest game in baseball history up to that time, the visiting Red Stockings defeated the powerhouse Mutual club of New York, 4-2

Nov. 6, 1869 – In the final official match of the season, the Red Stockings defeat the Mutuals of New York, 17-8, on Union Grounds. Baseball's first team of professionals finished the season with a perfect 57-0 record (although the team won more than 70 games, team captain Harry Wright only counted games against other National Association clubs as official).

June 14, 1870 – After 130 consecutive games without a loss, Cincinnati falls to the Brooklyn Atlantics, 8-7, in extra innings. The streak includes 81 official games and 49 exhibitions.

Feb. 2, 1876 – The National League is formed in New York City with Cincinnati as a charter member, along with Chicago, Boston, St. Louis, Hartford, Louisville, New York and Philadelphia.

Oct. 8, 1880 – Cincinnati is expelled from the National League, due in part to its refusal to stop renting out their ballpark on Sundays and to cease selling beer during games.

Nov. 2, 1881 – The American Association is formed during a meeting at the Gibson Hotel in Cincinnati. The Reds would play their next 8 seasons in that league.

Sept. 16, 1882 – The Reds clinch the American Association pennant. It is the first league championship won by a professional team based in Cincinnati.

April 17, 1889 – The first Opening Day "festivities" are seen in Cincinnati. Ballpark decorations and a pre-game concert by the Cincinnati Orchestra greet fans before the opener.

Nov. 14, 1889 – Cincinnati is granted re-admission to the National League, joining Boston, Brooklyn, Chicago, Cleveland, New York, Philadelphia and Pittsburgh.

April 22, 1891 – The first Opening Day parade is organized by new owner John T. Brush. The parade consists of Webber's military band and 2 large horse-drawn wagons, called Tally-ho's, which were occupied by the Reds and the opponent, the Cleveland Spiders.

April 17, 1902 – One of the most ornately designed ballparks in Major League history, the "Palace of the Fans," hosts its first game.

April 11, 1912 – Redland Field (later known as Crosley Field) hosts its first game as the Reds beat Chicago, 10-6. The official dedication of the ballpark was held May 18.

Sept. 16, 1919 – The Reds clinch the first National League pennant in franchise history with a 4-3 victory over the Giants at Redland Field.

Oct. 9, 1919 – The Reds win the franchise's first World Series, defeating the White Sox, 10-5, in Chicago to claim the eighth and decisive game of the best-of-nine Series.

April 16, 1934 – The Reds' board of directors rename Redland Field "Crosley Field" in honor of new team owner Powel Crosley Jr.. Crosley, a radio tycoon, bought the team on February 4 and assured fans that the team would stay in Cincinnati.

June 8, 1934 – The Reds become the first team in Major League history to use an airplane to travel from one city to another. They flew from Cincinnati to Chicago.

May 24, 1935 – The first night game in Major League history is played at Crosley Field. The Reds beat the Philadelphia Phillies, 2-1, before 20,422 fans.

Jan. 27, 1937 – Crosley Field's playing surface is submerged under 21 feet of water due to local creek flooding. Reds pitcher Lee Grissom and groundskeeper Matty Schwab are photographed in a rowboat crossing the field.

June 11, 1938 – Johnny Vander Meer pitches the first of two straight no-hitters, defeating the Boston Braves, 3-0, at Crosley Field.

June 15, 1938 – Johnny Vander Meer pitches his second straight no-hitter, a 6-0 victory over the Dodgers in the first night game played at Brooklyn's Ebbets Field. Vander Meer remains the only pitcher in Major League history to throw no-hitters in consecutive starts.

July 6, 1938 – Crosley Field plays host to the sixth All-Star Game. Ernie Lombardi, Paul Derringer, Ival Goodman, Frank McCormick and Johnny Vander Meer represent the Reds on the NL squad. Vander Meer tosses 3.0 scoreless innings as the NL wins, 4-1.

Sept. 28, 1939 – The Reds clinch the franchise's second National League pennant but are swept by the Yankees in the World Series.

June 10, 1944 – Pitcher Joe Nuxhall becomes the youngest player in the 20th century to appear in a Major League game. Nuxhall – at 15 years, 10 months and 11 days – yields 5 runs and retires just 2 batters in 2/3 of an inning. Nuxhall wouldn't pitch again in the majors until 1952.

July 25, 1947 – Ewell Blackwell sets the NL record for righthanders and a club record by winning his 16th consecutive start.

July 6, 1949 – The Reds' Walker Cooper sets a club record by collecting 10 RBI in a game vs the Cubs.

July 14, 1953 – Crosley Field plays host to the All-Star Game. A crowd of 30,846 watch as the NL defeats the AL, 5-1. Gus Bell and Ted Kluszewski represent Cincinnati.

Sept. 29, 1956 – The Reds tied the then-Major League record for team home runs when Smoky Burgess belts the team's 221st home run of the season.

July 1, 1957 – After Cincinnati fans stuff the ballot box and vote 8 starters onto the All-Star team, the NL intervenes and pulls 3 Reds players from the starting lineup. Willie Mays, Hank Aaron and Stan Musial replace George Crowe, Wally Post and Gus Bell as starters.

July 18, 1958 – The inaugural Reds Hall of Fame Induction Class is honored in pregame ceremonies. Bucky Walters, Ernie Lombardi, Paul Derringer, Johnny Vander Meer and Frank McCormick are the first inductees.

Sept. 26, 1961 – The Reds clinch the National League pennant. The club is bested by the New York Yankees in a five-game World Series.

Sept. 1, 1967 – The Reds play the longest game in club history and lose to the San Francisco Giants, 1-0, in 21 innings.

June 24, 1970 – The last of 4,453 regular-season NL games is played at Crosley Field. The Reds beat the San Francisco Giants, 5-4.

June 30, 1970 – Riverfront Stadium opens as 51,050 fans attend to see the Reds host the Braves. Atlanta wins, 8-2, as Hank Aaron hits the stadium's first home run.



- July 14, 1970** – Just 2 weeks after its opening, Riverfront Stadium hosts the All-Star Game. The NL scores a dramatic 5-4 victory in 12 innings as Pete Rose crashes into AL catcher Ray Fosse to score the winning run on Jim Hickman's RBI-single. Rose was joined in the Midsummer Classic by teammates Johnny Bench, Jim Merritt, Tony Perez and Wayne Simpson.
- Oct. 5, 1970** – The Reds complete a sweep of the Pirates to win the first National League Championship Series in franchise history. The victory clinches the first of four pennants the club would win in the decade.
- November 29, 1971** – In one of the most significant trades in Reds history, Cincinnati sends Lee May, Tommy Helms and Jimmy Stewart to the Astros in exchange for Joe Morgan, Jack Billingham, Cesar Geronimo, Ed Armbrister and Denis Menke.
- Oct. 11, 1972** – The Reds score 2 runs in the bottom of the ninth to beat the Pirates, 4-3, in the fifth and deciding game of the NLCS. Johnny Bench ties the game with a homer off Dave Giusti. George Foster scores the winning run on Bob Moose's wild pitch. Eleven days later, the Reds drop Game 7 of the World Series to the Oakland A's.
- Oct. 22, 1975** – The Reds win their first World Series title in 35 years with a 4-3 win over the Boston Red Sox in Game 7. The Series proves to be one of the most exciting in baseball history and features five 1-run games, 5 come-from-behind victories and Carlton Fisk's legendary 12th-inning home run in Game 6 to tie the series, 3-3. Series MVP Pete Rose (10-for-27, .370) helps the Reds to come from behind in every one of their victories.
- Oct. 21, 1976** – Cincinnati's Big Red Machine wins its second straight World Series title by sweeping the Phillies and Yankees.
- Sept. 28, 1977** – George Foster hits his club-record 52nd home run during an 8-0 win over the Padres at Riverfront Stadium. Foster would go on to dominate the NL MVP voting after hitting .320 with a league-high 149 RBI and 124 runs scored.
- July 31, 1978** – Pete Rose extends his hitting streak to 44 consecutive games, a mark topped only by Joe DiMaggio's record of 56. Rose would have the streak halted the next night in Atlanta.
- Sept. 17, 1983** – Johnny Bench homers off Houston's Mike Madden on "Johnny Bench Night" at Riverfront Stadium. It was the 389th and final homer of his career.
- Aug. 17, 1984** – Pete Rose debuts as Reds player/manager. Rose leads the Reds to a 6-4 win over the Cubs and goes 2-for-4 with two RBI.
- Sept. 11, 1985** – Pete Rose becomes baseball's all-time hits leader with a single to left-center field off San Diego's Eric Show for career hit No. 4,192.
- Aug. 2, 1987** – Eric Davis hits his 30th home run of the season to become the first player in franchise history with 30 home runs and 30 stolen bases in the same season.
- July 12, 1988** – The All-Star Game returns to Riverfront Stadium. The AL edges the NL, 2-1. Danny Jackson, Barry Larkin and Chris Sabo represent the Reds.
- Sept. 16, 1988** – In a 1-0 victory vs the Dodgers, Tom Browning becomes the first pitcher in Reds history to throw a perfect game.
- Aug. 24, 1989** – Cincinnati hero Pete Rose is given a lifetime ban from baseball for conduct related to gambling.
- Oct. 20, 1990** – After edging the Pirates in the NLCS, the Reds sweep heavily favored Oakland to claim a World Series title. Series MVP Jose Rijo and Chris Sabo lead Cincinnati during the Series.
- Nov. 15, 1995** – Barry Larkin wins the 1995 NL MVP after setting a club record for shortstops with a .319 batting average (min. 400 at-bats) and a modern club record of 51 stolen bases.
- April 1, 1996** – On Opening Day, veteran umpire John McSherry collapses behind home plate just 7 pitches into the game. McSherry is rushed to University Hospital, where he died from a heart attack.
- Sept. 9, 1996** – Riverfront Stadium officially is renamed Cinergy Field.
- Sept. 22, 1996** – Barry Larkin becomes the first shortstop in ML history to produce 30 homers and 30 stolen bases in the same season, when he belts his 30th homer in the first game of a doubleheader against the St. Louis Cardinals.
- June 13, 1997** – For the first time in the team's 129-year history, the Reds play an American League opponent during the regular season. The White Sox spoil the first Interleague game with a 3-1 win.
- Oct. 4, 1999** – After finishing the regular season tied for the NL Wild Card spot with a 96-66 record, the Reds fall to the Mets, 5-0, in the sixth 1-game playoff in Major League history.
- Sept. 11, 2001** – All games are postponed due to terrorist acts in New York (World Trade Center), Washington D.C. (The Pentagon) and Somerset, PA. The regular season schedule wouldn't resume for another 6 days.
- Sept. 22, 2002** – The Reds lose to the Phillies, 4-3, in the last game played at Riverfront Stadium/Cinergy Field.
- Dec. 29, 2002** – In just 37 seconds, Riverfront Stadium/Cinergy Field was imploded at 8:00 a.m.. More than 25,000 spectators witnessed the event.
- March 31, 2003** – In the debut of Great American Ball Park, the Reds lose to the Pirates, 10-1, before a sellout crowd of 42,343.
- June 20, 2004** – Ken Griffey Jr. joins baseball's 500 Home Run Club with a sixth-inning solo shot in St. Louis off Matt Morris. Griffey's Father's Day blast makes him only the 20th player in history to accomplish the feat and the first player to hit his 500th as a Red.
- April 3, 2006** – George W. Bush became the first sitting president ever to throw out an Opening Day first pitch in Cincinnati and only the second sitting president to participate in that pre-game ceremony there. President Richard M. Nixon threw out the first pitch prior to the 1970 All-Star Game at Riverfront Stadium. Cincinnati native William Howard Taft is the only other sitting president ever to attend a game in Cincinnati.
- Sept. 26, 2007** – At Great American Ball Park, Brandon Phillips hit his 30th home run (off Hou's Juan Gutierrez) to become only the second second baseman in Major League history - and only the third Reds player - ever to produce 30 HR and 30 SB in the same year.
- Sept. 28, 2010** – Jay Bruce's home run on the first pitch from Tim Lincecum in the bottom of the ninth inning of the 3-2 win vs the Astros was the fifth HR in Major League history that clinched a team's Postseason berth. He joined Bobby Thomson's "Shot Heard Round the World" for the 1951 Giants, Hank Aaron's 11th-inning shot for the 1957 Milwaukee Braves, Alfonso Soriano's first big league hit for the 1999 Yankees and Steve Finley's grand slam for the 2004 Dodgers.
- Jan. 23, 2013** – In a ceremony at Great American Ball Park, Commissioner Bud Selig awarded the Reds the 2015 All-Star Game. The logo for the 86th Midsummer Classic was unveiled during ceremonies at the ballpark on August 6, 2014.
- July 14, 2015** – LAA's Mike Trout was the MVP in the American League's 6-3 win over the NL in the 86th All-Star Game, played at Great American Ball Park. The day before, Reds 3B Todd Frazier won the ASG's Home Run Derby.
- June 6, 2017** – Second baseman Scooter Gennett becomes the first player in franchise history to hit four home runs in a game in a 13-1 victory over the Cardinals at Great American Ball Park.

REDS RECORD, YEAR-BY-YEAR

Year	Pos.	W	L	Pct.	Manager	Pennant Winner
1876	Eighth	9	56	.138	Charles Gould	Chicago
1877	Sixth	15	42	.253	Lipman Pike, Robert Addy	Boston
1878	Second	37	23	.617	Calvin McVey	Boston
1879	Fifth	38	36	.514	Calvin McVey, James White	Providence
1880	Eighth	21	59	.263	John Edgar Clapp	Chicago
TOTALS		120	216	.357		
1890	Fourth	78	55	.586	Thomas Loftus	Brooklyn
1891	Seventh	56	81	.409	Thomas Loftus	Boston
1892	Fifth	82	68	.547	Charles Comiskey	Boston
1893	Tied Sixth	65	63	.508	Charles Comiskey	Boston
1894	Tenth	54	75	.419	Charles Comiskey	Baltimore
1895	Eighth	66	64	.508	William Ewing	Baltimore
1896	Third	77	50	.606	William Ewing	Baltimore
1897	Fourth	76	56	.576	William Ewing	Boston
1898	Third	92	60	.605	William Ewing	Boston
1899	Sixth	83	67	.553	William Ewing	Brooklyn
DECADE:		729	639	.533		
1900	Seventh	62	77	.446	Robert Allen	Brooklyn
1901	Eighth	52	87	.374	John (Bid) McPhee	Pittsburgh
1902	Fourth	70	70	.500	John (Bid) McPhee, Frank Bancroft, J. Kelley	Pittsburgh
1903	Fourth	74	65	.532	Joseph Kelley	Pittsburgh
1904	Third	88	65	.575	Joseph Kelley	New York
1905	Fifth	79	74	.516	Joseph Kelley	New York*
1906	Sixth	64	87	.424	Edward (Ned) Hanlon	Chicago
1907	Sixth	66	87	.431	Edward (Ned) Hanlon	Chicago*
1908	Fifth	73	81	.474	John Ganzel	Chicago*
1909	Fourth	77	76	.503	Clark Griffith	Pittsburgh**
DECADE:		705	769	.478		
1910	Fifth	75	79	.487	Clark Griffith	Chicago
1911	Sixth	70	83	.458	Clark Griffith	New York
1912	Fourth	75	78	.490	Henry O'Day	New York
1913	Seventh	64	89	.418	Joseph Tinker	New York
1914	Eighth	60	94	.390	Charles (Buck) Herzog	Boston**
1915	Seventh	71	83	.461	Charles (Buck) Herzog	Philadelphia
1916	Tied Seventh	60	93	.392	Charles (Buck) Herzog, Christy Mathewson	Brooklyn
1917	Fourth	78	76	.506	Christy Mathewson	New York
1918	Third	68	60	.531	Christy Mathewson, Heinie Groh	Chicago
1919	FIRST	96	44	.686	PATRICK MORAN	CINCINNATI**
DECADE:		717	779	.479		
1920	Third	82	71	.536	Patrick Moran	Brooklyn
1921	Sixth	70	83	.458	Patrick Moran	New York**
1922	Second	86	68	.558	Patrick Moran	New York**
1923	Second	91	63	.591	Patrick Moran	New York
1924	Fourth	83	70	.542	John (Jack) Hendricks	New York
1925	Third	80	73	.523	John (Jack) Hendricks	Pittsburgh**
1926	Second	87	67	.565	John (Jack) Hendricks	St. Louis**
1927	Fifth	75	78	.490	John (Jack) Hendricks	Pittsburgh
1928	Fifth	78	74	.513	John (Jack) Hendricks	St. Louis
1929	Seventh	66	88	.429	John (Jack) Hendricks	Chicago
DECADE:		798	735	.521		
1930	Seventh	59	95	.383	Dan Howley	St. Louis
1931	Eighth	58	96	.377	Dan Howley	St. Louis**
1932	Eighth	60	94	.390	Dan Howley	Chicago
1933	Eighth	58	94	.382	Owen (Donie) Bush	New York**
1934	Eighth	52	99	.344	Robert O'Farrell, Burt Shotton, Charles Dressen	St. Louis**
1935	Sixth	68	85	.444	Charles Dressen	Chicago
1936	Fifth	74	80	.481	Charles Dressen	New York
1937	Eighth	56	98	.364	Charles Dressen, Bobby Wallace	New York
1938	Fourth	82	68	.547	William McKechnie	Chicago
1939	FIRST	97	57	.630	WILLIAM MCKECHNIE	CINCINNATI
DECADE:		664	866	.434		

Year	Pos.	W	L	Pct.	Manager	Pennant Winner
1940	FIRST	100	53	.654	WILLIAM McKECHNIE	CINCINNATI**
1941	Third	88	66	.571	William McKechnie.....	Brooklyn
1942	Fourth	76	76	.500	William McKechnie.....	St. Louis**
1943	Second	87	67	.565	William McKechnie.....	St. Louis
1944	Third	89	65	.578	William McKechnie.....	St. Louis**
1945	Seventh	61	93	.396	William McKechnie.....	Chicago
1946	Sixth	67	87	.435	William McKechnie.....	St. Louis**
1947	Fifth	73	81	.474	John Neun.....	Brooklyn
1948	Seventh	64	89	.418	John Neun, William (Bucky) Walters.....	Boston
1949	Seventh	62	92	.403	William (Bucky) Walters.....	Brooklyn
DECADE:		767	769	.499		
1950	Sixth	66	87	.431	J. Luther (Luke) Sewell.....	Philadelphia
1951	Sixth	68	86	.442	J. Luther (Luke) Sewell.....	New York
1952	Sixth	69	85	.448	(Luke) Sewell, Earle Brucker, Rogers Hornsby.....	Brooklyn
1953	Sixth	68	86	.442	Rogers Hornsby, C. Buster Mills.....	Brooklyn
1954	Fifth	74	80	.481	George (Birdie) Tebbetts.....	New York**
1955	Fifth	75	79	.487	George (Birdie) Tebbetts.....	Brooklyn**
1956	Third	91	63	.591	George (Birdie) Tebbetts.....	Brooklyn
1957	Fourth	80	74	.519	George (Birdie) Tebbetts.....	Milwaukee**
1958	Fourth	76	78	.494	George (Birdie) Tebbetts, Jimmy Dykes.....	Milwaukee
1959	Fifth	74	80	.481	Mayo Smith, Fred Hutchinson.....	Los Angeles**
DECADE:		741	798	.481		
1960	Sixth	67	87	.435	Fred Hutchinson.....	Pittsburgh**
1961	FIRST	93	61	.604	FRED HUTCHINSON	CINCINNATI
1962	Third	98	64	.605	Fred Hutchinson.....	San Francisco
1963	Fifth	86	76	.531	Fred Hutchinson.....	Los Angeles**
1964	Tied Second	92	70	.568	Fred Hutchinson, Dick Sisler.....	St. Louis**
1965	Fourth	89	73	.549	Dick Sisler.....	Los Angeles**
1966	Seventh	76	84	.475	Don Heffner, Dave Bristol.....	Los Angeles
1967	Fourth	87	75	.537	Dave Bristol.....	St. Louis**
1968	Fourth	83	79	.512	Dave Bristol.....	St. Louis
1969	Third	89	73	.549	Dave Bristol.....	New York**
DECADE:		860	742	.537		
1970	FIRST	102	60	.628	SPARKY ANDERSON	CINCINNATI
1971	Tied Fourth	79	83	.488	Sparky Anderson.....	Pittsburgh**
1972	FIRST	95	59	.617	SPARKY ANDERSON	CINCINNATI
1973	FIRST	99	63	.611	SPARKY ANDERSON	NEW YORK
1974	Second	98	64	.605	Sparky Anderson.....	Los Angeles
1975	FIRST	108	54	.667	SPARKY ANDERSON	CINCINNATI**
1976	FIRST	102	60	.630	SPARKY ANDERSON	CINCINNATI**
1977	Second	88	74	.543	Sparky Anderson.....	Los Angeles
1978	Second	92	69	.571	Sparky Anderson.....	Los Angeles
1979	FIRST	90	71	.559	JOHN McNAMARA	PITTSBURGH**
DECADE:		953	657	.592		
1980	Third	89	73	.549	John McNamara.....	Philadelphia**
1981	#	66	42	.611	John McNamara.....	Los Angeles**
1982	Sixth	61	101	.377	John McNamara, Russ Nixon.....	St. Louis**
1983	Sixth	74	88	.457	Russ Nixon.....	Philadelphia
1984	Fifth	70	92	.432	Vern Rapp, Pete Rose.....	San Diego
1985	Second	89	72	.553	Pete Rose.....	St. Louis
1986	Second	86	76	.531	Pete Rose.....	New York**
1987	Second	84	78	.519	Pete Rose.....	St. Louis
1988	Second	87	74	.540	Pete Rose.....	Los Angeles**
1989	Fifth	75	87	.463	Pete Rose, Tommy Helms.....	San Francisco
DECADE:		781	783	.499		

**World Series winner; In 1969, the National League split into two 6-team divisions, Reds became a member of Western Division; In 1994, the National League split into three divisions, Reds moved to 6-team Central Division; # NOTE: In 1981, the Reds had the best record overall, finishing 35-21 in the first half of the season, 2nd to Los Angeles, and 31-21 in the second half, 2nd to Houston.



Year	Pos.	W	L	Pct.	Manager	Pennant Winner
1990	FIRST	91	71	.562	LOU PINIELLA	CINCINNATI**
1991	Fifth	74	88	.457	Lou Piniella.....	Atlanta
1992	Second	90	72	.556	Lou Piniella.....	Atlanta
1993	Fifth	73	89	.451	Tony Perez, Davey Johnson.....	Philadelphia
1994	FIRST	66	48	.579	DAVEY JOHNSON	Players' Strike
1995	FIRST	85	59	.590	DAVEY JOHNSON	ATLANTA**
1996	Third	81	81	.500	Ray Knight.....	Atlanta
1997	Third	76	86	.469	Ray Knight, Jack McKeon.....	Florida**
1998	Fourth	77	85	.475	Jack McKeon.....	San Diego
1999	Second	96	67	.589	Jack McKeon.....	Atlanta
DECADE:		809	746	.520		
2000	Second	85	77	.525	Jack McKeon.....	New York
2001	Fifth	66	96	.407	Bob Boone.....	Arizona**
2002	Third	78	84	.481	Bob Boone.....	San Francisco
2003	Fifth	69	93	.426	Bob Boone, Dave Miley.....	Florida**
2004	Fourth	76	86	.469	Dave Miley.....	St. Louis
2005	Fifth	73	89	.451	Dave Miley, Jerry Narron.....	Houston
2006	Third	80	82	.494	Jerry Narron.....	St. Louis**
2007	Fifth	72	90	.444	Jerry Narron, Pete Mackanin.....	Colorado
2008	Fifth	74	88	.457	Dusty Baker.....	Philadelphia**
2009	Fourth	78	84	.481	Dusty Baker.....	Philadelphia
DECADE:		751	869	.464		
2010	FIRST	91	71	.562	DUSTY BAKER	SAN FRANCISCO**
2011	Third	79	83	.488	Dusty Baker.....	St. Louis**
2012	FIRST	97	65	.599	DUSTY BAKER	SAN FRANCISCO**
2013	Third	90	72	.556	Dusty Baker.....	St. Louis
2014	Fourth	76	86	.469	Bryan Price.....	San Francisco**
2015	Fifth	64	98	.395	Bryan Price.....	New York
2016	Fifth	68	94	.420	Bryan Price.....	Chicago**
2017	Fifth	68	94	.420	Bryan Price.....	Los Angeles
DECADE:		633	663	.488		

FRANCHISE TOTALS: 10,028 - 10,031 (.499)

Season Finishes:

First - 15; Second - 16; Third - 17; Fourth - 21; Fifth - 25; Sixth - 16; Seventh - 11; Eighth - 10; Tenth - 1

REDS HOME AND ROAD RECORDS SINCE 1900

Year	Home	Road	Year	Home	Road	Year	Home	Road	Year	Home	Road	Year	Home	Road
1900	27-34	35-43	1924	43-33	40-37	1948	32-45	32-44	1972	42-34	53-25	1996	46-35	35-46
1901	27-43	25-44	1925	44-32	36-41	1949	35-42	27-50	1973	50-31	49-32	1997	40-41	36-45
1902	35-35	35-35	1926	53-23	34-44	1950	38-38	28-49	1974	50-31	48-33	1998	39-42	38-43
1903	41-35	33-30	1927	45-35	30-43	1951	35-42	33-41	1975	64-17	44-37	1999	45-37	51-30
1904	49-27	39-38	1928	44-33	34-41	1952	38-39	31-46	1976	49-32	53-28	2000	43-38	42-39
1905	50-28	29-46	1929	38-39	28-49	1953	38-39	30-47	1977	48-33	40-41	2001	27-54	39-42
1906	36-40	23-51	1930	37-40	22-55	1954	41-36	33-44	1978	49-31	43-38	2002	38-43	40-41
1907	43-36	23-51	1931	38-39	20-57	1955	46-31	29-48	1979	48-32	42-39	2003	35-46	34-47
1908	40-37	33-44	1932	33-44	27-50	1956	51-26	40-37	1980	44-37	45-36	2004	40-41	36-45
1909	39-38	38-38	1933	37-42	21-52	1957	45-32	35-42	1981	32-22	34-20	2005	42-39	31-50
1910	39-37	36-42	1934	30-47	22-52	1958	40-37	36-41	1982	33-48	28-53	2006	42-39	38-43
1911	38-42	32-41	1935	41-35	27-50	1959	43-34	31-46	1983	36-45	38-43	2007	39-42	33-48
1912	45-32	30-46	1936	42-34	32-46	1960	37-40	30-47	1984	39-42	31-50	2008	43-38	31-50
1913	32-44	32-45	1937	28-51	28-47	1961	47-30	46-31	1985	47-34	42-38	2009	40-41	38-43
1914	34-42	26-52	1938	43-34	39-34	1962	58-23	40-41	1986	43-38	43-38	2010	49-32	42-39
1915	39-37	32-46	1939	55-25	42-32	1963	46-35	40-41	1987	42-39	42-39	2011	42-39	37-44
1916	32-44	28-49	1940	55-21	45-32	1964	47-34	45-36	1988	45-35	42-39	2012	50-31	47-34
1917	39-38	39-38	1941	45-34	43-32	1965	49-32	40-41	1989	38-43	37-44	2013	49-31	41-41
1918	46-24	22-36	1942	38-39	38-37	1966	46-33	30-51	1990	46-35	45-36	2014	44-37	32-49
1919	52-19	44-25	1943	48-29	39-38	1967	49-32	38-43	1991	39-42	35-46	2015	34-47	30-51
1920	42-34	40-37	1944	45-33	44-32	1968	40-41	43-38	1992	53-28	37-44	2016	38-43	30-51
1921	40-36	30-47	1945	36-41	25-52	1969	50-31	39-42	1993	41-40	32-49	2017	39-42	29-52
1922	48-29	38-39	1946	35-42	32-45	1970	57-24	45-36	1994	37-22	29-26			
1923	46-32	45-31	1947	42-35	31-46	1971	46-35	33-48	1995	44-28	41-31			

REDS BALLPARKS THROUGH THE YEARS



UNION GROUNDS (1869-70)

Union Grounds served as the first home of baseball's original professional team. The park was located near the area now occupied by the Museum Center in the Union Terminal train station. Anchored by a grandstand called "Grand Duchess," the park could seat up to 4,000 fans.

AVENUE GROUNDS (1876-79)

The Reds headed two miles north from Union Grounds to erect Avenue Grounds, which featured a grandstand that could seat up to 3,000 fans. The ballpark was approximately four miles from the heart of the city's population, so horse-drawn streetcars and trains were a popular way to travel to the park.

BANK STREET GROUNDS (1880-83)

The Reds moved closer to the city with the opening of Bank Street Grounds prior to the 1880 season. The ballpark was located on the north side of Bank Street, south of Western Avenue and just west of McLean Avenue, and could seat up to 4,000 fans. Innovative scoreboard features included players' names and out-of-town scores.

LEAGUE PARK (1884-1901)

Originally called American Park (in reference to Cincinnati's membership in the American Association), the park was renamed League Park (in reference to the National League) in 1890. The park featured a covered grandstand with leather-cushioned seats and open seats along the first- and third-base sides.

PALACE OF THE FANS (1902-11)

Following a major fire, the Reds rebuilt the main grandstand of League Park in 1902. Today, baseball historians refer to the updated facility as Palace of the Fans. The park featured an illustrious grandstand with pillars and columns carved by hand, as well as 19 fashion boxes (much like opera boxes) and inexpensive field-level seating.



CROSLEY FIELD (1912-70)

Originally named Redland Field and renamed in 1934, Crosley Field was the first Reds ballpark to feature a double-decked grandstand. The facility, located at the corner of Western Avenue and Findlay Street, was the site of baseball's first night game and hosted Cincinnati's first World Series Championship team.



RIVERFRONT STADIUM/CINERGY FIELD (1970-2002)

The Reds shared Riverfront Stadium/Cinergy Field with the NFL's Bengals until 1999. The multipurpose stadium, which could seat approximately 56,000 fans, was considered state-of-the-art upon its opening in June 1970. The facility hosted five pennant winners and three World Series Championship teams.



GREAT AMERICAN BALL PARK (2003-PRESENT)

On July 7, 2000, Great American Insurance Company, one of the oldest insurance companies in the United States, and the Cincinnati Reds, America's first professional baseball team, joined forces by announcing a 30-year agreement under which the new home of the Reds would be called Great American Ball Park. The facility, with room for more than 42,000 fans, includes a variety of seating and dining options, state-of-the-art sound and scoreboard systems and an array of historical elements scattered throughout. ScorePAD Sports, Inc.'s state-of-the-art STADIUMnet baseball scoring system provides a direct feed to scoreboard operations that includes a variety of in-game, season and career information about each player that can be shown on the scoreboards high above left center field and in right field.

BALLPARK FACTS
Great American Ball Park
ARCHITECTS:

HOK Sport, Kansas City, Mo.

GREAT AMERICAN BALL PARK FACTS (2003)

Approximate Cost: \$280 million

Stadium Acreage: 29

Stadium Bounds: Pete Rose Way to Ohio River and from Joe Nuxhall Way to U.S. Bank Arena

Structural Elements: 10,100 tons of steel

Seating Capacity: 42,319 (originally 42,271)

Restrooms: 35, **Concession Stands:** 28

Playing Surface: Natural Grass, 2.9 acres

Left-Field Line: 328 feet, 12-foot wall

Left-Field Power Alley: 379 feet, 12-foot wall

Center Field: 404 feet, 8-foot wall

Right-Field Power Alley: 370 feet, 8-foot wall

Right-Field Line: 325 feet, 8-foot wall


GREAT AMERICAN BALL PARK "FIRSTS"

Game: March 31, 2003 (10-1 loss vs Pittsburgh)

Attendance: 42,343

Plate Appearance: Kenny Lofton (Pit), 3/31/03

Hit: Ken Griffey Jr. (Cin), 3/31/03

Run: Randall Simon (Pit), 3/31/03

Single: Pokey Reese (Pit), 3/31/03

Double: Ken Griffey Jr. (Cin), 3/31/03

Triple: Rob Mackowiak (Pit), 4/3/03

Home Run: Reggie Sanders (Pit), 3/31/03

Reds Home Run: Austin Kearns, 4/2/03

Walk: Kris Benson (Pit), by Haynes, 3/31/03

Strikeout: A. Kearns (Cin), by Benson, 3/31/03

Win: Kris Benson (Pit), 3/31/03

Reds' Win: Scott Williamson, 4/4/03 vs Chi


Riverfront Stadium/Cinergy Field
ARCHITECTS:

Heery-Heery-Alexander-Rothschild Associated Architects, Atlanta, Ga.

ORIGINAL RIVERFRONT STADIUM FACTS (1970)

Approximate Cost: \$45 million

Stadium Acreage: 48

Stadium Bounds: Pete Rose Way to Ohio River and from Stadium Drive to the U.S. Bank Arena
Structural Elements: 10,000 tons of steel; 13,000 tons of reinforcing steel; 175,000 cubic yards of concrete

Seating Capacity: 51,744

Stadium Levels: 4

Concession Stands: 35

Restrooms: 50

Stadium Diameter: 700 feet, encompassing 8.5 acres

Playing Surface: Artificial. Riverfront Stadium became the first outdoor Major League ballpark to feature a complete playing surface of AstroTurf

Surface Coverage: 120,000 square feet of artificial turf

Left-Field Distance: 330 feet

Center-Field Distance: 404 feet

Right-Field Distance: 330 feet

FINAL CINERGY FIELD FACTS (2002)

Seating Capacity: 40,007

Stadium Levels: 4

Concession Stands: 37

Restrooms: 50

Playing Surface: Natural Grass. Installed in Oct. 2000 for first time in stadium's history

Surface Coverage: Approximately 1.8 acres of Kentucky bluegrass

Left-Field Distance: 325 feet

Center-Field Distance: 393 feet

Right-Field Distance: 325 feet



RIVERFRONT STADIUM "FIRSTS"

Game: 6/30/70 (L, 8-2 vs Atlanta)

Attendance: 51,050

At-Bat: Sonny Jackson (Atl), 6/30/70

Hit: Felix Millan (Atl), 6/30/70

Reds' Hit: Pete Rose, 6/30/70

Run: Felix Millan (Atl), 6/30/70

Single: Felix Millan (Atl), 6/30/70

Double: Orlando Cepeda (Atl), 6/30/70

Triple: Pete Rose (Cin), 7/1/70 vs Atl

Home Run: Hank Aaron (Atl), 6/30/70

Reds' HR: Tommy Helms, 7/1/70 vs Atl

Walk: Hank Aaron (Atl), 6/30/70

Strikeout: Sonny Jackson (Atl), 6/30/70

Win: Pat Jarvis (Atl), 6/30/70

Reds' Win: Wayne Simpson, 7/1/70 vs Atl

CINERGY FIELD "LASTS"

Game: 9/22/02 (L, 5-4 vs Philadelphia)

Attendance: 40,964

At-Bat: Todd Walker (Cin), 9/22/02

Hit: Jason Michaels (Phi), 9/22/02

Reds' Hit: Aaron Boone, 9/22/02

Run: Aaron Boone (Cin), 9/22/02

Single: Jason Michaels (Phi), 9/22/02

Double: Gookie Dawkins (Cin), 9/22/02

Triple: Aaron Boone (Cin), 9/13/02 vs Chi

Home Run: Aaron Boone (Cin), 9/22/02

Walk: Kelly Stinnett (Cin), 9/22/02

Strikeout: Gookie Dawkins (Cin), 9/22/02

Win: Brandon Duckworth (Phi), 9/22/02

Reds' Win: Ryan Dempster, 9/14/02 vs Chi

RIVERFRONT STADIUM/CINERGY FIELD ALL-TIME RAIN-OUTS

After Riverfront Stadium opened on June 30, 1970, 36 games and 35 playing dates were postponed because of bad weather. In 1996, 5 games were postponed due to rain - the most rainouts ever in 1 season at Riverfront Stadium/Cinergy Field. The playing surface was artificial until 2002.

Date	Opp., Game No.	Date	Opp., Game No.
*7/18/71	Padres, 96	5/16/90	Pirates, 31
8/30/78	Pirates, 133	5/28/90	Mets, 41
9/27/79	Padres, 159	4/12/91	Braves, 4
4/19/81	Cardinals, 10	9/21/92	Astros, 150
5/5/81	Pirates, 22	4/29/93	Pirates, 22
5/26/81	Giants, 43	6/4/93	Cardinals, 55
4/23/83	Expos, 17	8/5/95	Phillies, 90
4/17/84	Braves, 12	4/13/96	Astros, 11
5/3/84	Astros, 26	4/28/96	Phillies, 25
6/11/85	Dodgers, 56	5/15/96	Colorado, 36
6/12/85	Dodgers, 57	6/6/96	Giants, 53
4/22/86	Padres, 11	9/21/96	Cardinals, 154
5/7/86	Braves, 23	4/27/97	Phillies, 23
7/1/86	Dodgers, 74	6/8/97	Mets, 61
4/6/88	Cardinals, 2	4/3/00	Brewers, 1
7/20/88	Mets, 94	10/5/01	Phillies, 160
4/8/89	Giants, 5	6/5/02	Cardinals, 58
5/22/89	Cardinals, 42	9/20/02	Phillies, 154
4/20/90	Braves, 10		

* Game 2 of a DH, playing date not lost.

Redland/Crosley Field

ARCHITECT:

Harry Hake, Cincinnati, Ohio

REDLAND/CROSLEY FIELD FACTS (1912)

Approximate Cost: \$400,000

Name Changed From Redland To Crosley Field: 1934

Stadium Bounds: From York St. to Findlay St. and from Crosley Field Way and the C&O Railroad tracks to Western Avenue

Structural Elements: 550 tons of steel; 1,500,000 ft. of lumber; 1,200 bushels of lime; 4,800 cubic yards of sand; 3,200 cubic yards gravel, 4,700 yards of crushed stone; 50,000 lbs. of galvanized iron; 12,000 barrels of cement

Seating Capacity: 23,000

Playing Surface: Natural Grass

Surface Coverage: 104,000 square feet

Left-Field Distance: 328 feet

Center-Field Distance: 387 feet

Right-Field Distance: 366 feet

REDLAND FIELD "FIRSTS"

Game: 4/11/12 (W, 10-6 vs Chi)

Attendance: 26,336

At-Bat: Johnny Evers (Chi), 4/11/12

Hit: Jimmy Sheppard (Chi), 4/11/12

Reds' Hit: Bob Bescher, 4/11/12

Run: Bob Bescher (Cin), 4/11/12

Single: Jimmy Sheppard (Chi), 4/11/12

Double: Leonard Cole (Chi), 4/11/12

Triple: Frank Schulte (Chi), 4/11/12

***Home Run:** Pat Duncan (Cin), 6/2/21

Win: Bert Humphries (Cin), 4/11/12

* First home run over the fence



CROSLEY FIELD "LASTS"

Last Game: 6/24/70 (W, 5-4 vs SF)

Attendance: 28,027

At-Bat: Bobby Bonds (SF), 6/24/70

Hit: Lee May (Cin), 6/24/70

Run: Lee May (Cin), 6/24/70

Single: Tito Fuentes (SF), 6/24/70

Double: Bernie Carbo (Cin), 6/24/70

Triple: Pete Rose (Cin), 6/24/70

Home Run: Lee May (Cin), 6/24/70

Walk: Hal Lanier (SF), 6/24/70

Strikeout: Bobby Bonds (SF), 6/24/70

Win: Wayne Granger (Cin), 6/24/70

ATTENDANCE HISTORY
Reds Home Attendance - Since 1901

1901..... 205,728	1927..... 442,164	1953..... 548,086	1979..... 2,356,933	[^] 2005..... 1,943,157
1902..... 217,300	1928..... 490,490	1954..... 704,167	@1980..... 2,022,450	[^] 2006..... 2,134,472
1903..... 351,680	1929..... 295,040	1955..... 693,662	=1981..... 1,093,730	2007..... 2,058,593
1904..... 391,915	1930..... 386,727	1956..... 1,125,928	1982..... 1,326,528	2008..... 2,058,632
1905..... 313,927	1931..... 263,316	1957..... 1,070,850	1983..... 1,190,419	2009..... 1,747,919
1906..... 330,056	1932..... 356,950	1958..... 788,582	1984..... 1,275,887	2010..... 2,060,550
1907..... 317,500	1933..... 218,281	1959..... 801,298	1985..... 1,834,619	2011..... 2,213,498
1908..... 399,200	1934..... 206,773	1960..... 663,486	1986..... 1,692,432	2012..... 2,347,251
1909..... 424,643	1935..... 448,247	1961..... 1,117,603	&1987..... 2,185,205	&2013..... 2,492,059
1910..... 380,622	1936..... 446,245	1962..... 982,095	&1988..... 2,072,528	2014..... 2,476,664
1911..... 300,000	1937..... 411,221	1963..... 858,805	\$1989..... 1,979,320	2015..... 2,419,506
1912..... 344,000	1938..... 706,756	1964..... 862,466	+1990..... 2,400,892	2016..... 1,894,085
1913..... 258,000	1939..... 981,443	1965..... 1,047,824	1991..... 2,372,377	2017..... 1,836,917
1914..... 100,791	1940..... 850,180	1966..... 742,958	&1992..... 2,315,946	
1915..... 218,878	1941..... 634,513	1967..... 958,300	&1993..... 2,453,232	
1916..... 255,846	1942..... 427,031	1968..... 733,354	*1994..... 1,897,681	
1917..... 269,056	1943..... 379,122	1969..... 987,991	#1995..... 1,837,649	
1918..... 163,009	1944..... 409,567	1970..... 1,803,568	%1996..... 1,861,428	
1919..... 532,501	1945..... 290,970	1971..... 1,501,122	&1997..... 1,785,788	
1920..... 568,107	1946..... 715,751	1972..... 1,611,459	1998..... 1,793,679	
1921..... 311,227	1947..... 899,975	1973..... 2,017,601	@1999..... 2,061,222	
1922..... 493,754	1948..... 823,386	1974..... 2,164,307	@2000..... 2,577,351	
1923..... 575,063	1949..... 707,782	1975..... 2,315,603	\$2001..... 1,879,757	
1924..... 473,707	1950..... 538,794	1976..... 2,629,708	&2002..... 1,855,787	
1925..... 464,920	1951..... 588,268	1977..... 2,519,670	2003..... 2,355,259	
1926..... 672,987	1952..... 604,197	1978..... 2,532,497	2004..... 2,287,250	

Total at GABP: 32,325,812

= 54 home dates (strike)

* 60 home dates (strike)

71 home dates

% 76 home dates

+ 78 home dates

\$ 79 home dates

& 80 home dates

@ 82 home dates

^ Announced attendance

Reds Largest Home Crowds by Team

Ari 46,101 7/21/00	NY 54,621 10/4/99	Bal 51,531.....(2x)	Min 45,617 6/3/00
Atl 52,567 8/6/94	Phi 55,047 10/12/76	10/10 & 10/11, 1970	LAA 43,168 4/1/13
Chi 52,116 7/9/72	Pit 56,079 10/12/90	Bos 56,393 10/16/75	NY 54,826 10/16/75
Col 54,820 4/1/97	StL 55,438 4/4/88	Cle 54,335 7/8/00	Oak 56,040 10/22/72
LA 55,385 4/3/89	SD 55,356 4/6/92	Chi 42,234 6/20/09	Sea 38,200 5/21/16
Mia 42,956 4/5/12	SF 55,112 4/5/99	Det 42,443 6/9/12	TB 35,356 4/12/14
Mil 55,596 4/3/00	Wsh 42,294 5/12/12	Hou 55,205 4/8/91	Tex 40,383 6/17/04
Mtl 55,456 4/5/93		KC 34,648 6/28/06	Tor 42,530 6/21/14

Reds Top Road Attendance at Each Club

Ari 49,481 4/9/07	NY 55,391 7/27/69	Bal 53,007 10/14/70	LAA 35,501 6/9/02
Atl 50,595 7/4/77	Phi 63,816 7/3/84	Bos 37,072 5/7/14	NY 63,083 10/5/61
Chi 43,786 7/29/45	Pit 48,846 7/16/70	Cle 43,105 6/9/00	Oak 49,410 10/18-20/72
Col 70,069 9/26/93	StL 52,876 9/28/96	Chi 34,379 10/6/19	Sea 46,340 6/22/07
LA 56,000 7/22/09	SD 60,767 6/16/00	Det 55,189 10/6/40	TB 25,968 6/29/11
Mia 44,363 7/24/93	SF 58,920 6/20/78	Hou 54,037 9/28/99	Tex 44,397 6/29/13
Mil 56,354 9/28/00	Wsh 40,907 4/12/12	KC 30,450 5/20/15	Tor 44,058 5/31/17
Mtl 42,944 5/30/82		Min 35,034 7/6/01	

LARGEST HOME CROWDS BY LOCATION
Great American Ball Park

Opening Day.....	43,683 (4/4/16)
Regular Season.....	43,683 (4/4/16)
Season Total.....	2,492,059 (2013)

Riverfront/Cinergy Field

Opening Day.....	55,596 (4/3/00)
Regular Season.....	55,596 (4/3/00)
Season Total.....	2,629,708 (1976)

Crosley Field

Opening Day.....	35,747 (4/15/24)
Regular Season.....	36,691 (4/27/47)
Season Total.....	1,125,928 (1956)

REDS MANAGERS SINCE 1900

Manager	Year(s)	W-L	Pct.	Manager	Year(s)	W-L	Pct.
Robert Allen	1900	62-77	.446	C. Buster Mills	'53	4-4	.500
John McPhee	'01-02	79-124	.389	Birdie Tebbetts	'54-58	372-357	.510
Frank Bancroft	'02	10-7	.588	Jimmy Dykes	'58	24-17	.585
Joseph Kelley	'02-05	274-230	.544	Mayo Smith	'59	35-45	.438
Ned Hanlon	'06-07	130-174	.428	Fred Hutchinson	'59-64	443-372	.544
John Ganzel	'08	73-81	.474	Dick Sisler	'64-65	118-91	.565
Clark Griffith	'09-11	222-238	.483	Don Heffner	'66	37-46	.446
Henry O'Day	'12	75-78	.490	Dave Bristol	'66-69	298-265	.529
Joseph Tinker	'13	64-89	.418	Sparky Anderson	'70-78	863-586	.596
Buck Herzog	'14-16	165-226	.422	John McNamara	'79-82	279-244	.533
Christy Mathewson	'16-18	165-177	.482	Russ Nixon	'82-83	101-131	.435
Heinie Groh	'18	7-3	.700	Vern Rapp	'84	51-70	.421
Patrick Moran	'19-23	425-329	.564	Pete Rose	'84-89	412-373	.525
Jack Hendricks	'24-29	469-450	.510	Tommy Helms	'89	14-21	.400
Dan Howley	'30-32	177-285	.383	Lou Piniella	'90-92	255-231	.525
Donie Bush	'33	58-94	.382	Tony Perez	'93	20-24	.455
Robert O'Farrell	'34	26-58	.310	Davey Johnson	'93-95	204-172	.543
Burt Shotton	'34	1-0	1.000	Ray Knight	'96-97, 2003	125-137	.477
Charles Dressen	'34-37	218-284	.434	Jack McKeon	1997-2000	291-259	.529
Bobby Wallace	'37	5-20	.200	Bob Boone	'01-03	190-238	.444
Bill McKechnie	'38-46	744-631	.541	Dave Miley	'03-05	125-164	.433
John Neun	'47-48	117-137	.461	Jerry Narron	'05-07	157-179	.467
Bucky Walters	'48-49	81-123	.397	Pete Mackanin	'07	41-39	.513
Luke Sewell	'49-52	174-234	.426	Dusty Baker	'08-13	509-463	.524
Earle Brucker	'52	3-2	.600	Bryan Price	'14-present	276-372	.426
Rogers Hornsby	'52-53	91-106	.462				

TOP 10 MANAGERS (TOTAL WINS)

Sparky Anderson	863-586
Bill McKechnie	744-631
Dusty Baker	509-463
Jack Hendricks	469-450
Fred Hutchinson	443-372
Patrick Moran	425-329
Pete Rose	412-373
Birdie Tebbetts	372-357
Dave Bristol	298-265
Jack McKeon	291-259

TOP 10 MANAGERS (WIN PCT., 50-GAME MIN.)

Sparky Anderson	.596 (863-586)
Dick Sisler	.563 (121-94)
Patrick Moran	.564 (425-329)
Joe Kelley	.545 (275-230)
Fred Hutchinson	.544 (443-372)
Davey Johnson	.543 (204-172)
Bill McKechnie	.541 (744-631)
John McNamara	.533 (279-244)
Dave Bristol	.5293 (298-265)
Jack McKeon	.5291 (291-259)



REDS COACHES SINCE 1900

The coaches listed below for years 1900-1935 were garnered from Total Baseball's master list of coaches. Because Total Baseball continues to update its list of coaches for the years 1900-1921, some omissions are possible during that time period.

<p>AMALFITANO, Joe, 1982 BARTELL, Dick, 1954-55 BELL, Jay, 2014-15 BENSON, Vern, 1966-69 BENAVIDES, Freddie, 2003, 2014-18 BERRY, Mark, 2003-13 BLADES, Ray, 1942 BOMBARD, Marc, 1996 BOONE, Bob, 1994 BRAGAN, Jimmy, 1967-69 BREEDEN, Scott, 1986-89 BRISTOL, Dave, 1966, '89, '93 BRUCKER, Earle, 1952 CARDENAL, Jose, 1993, 2002-03 CHAMBLISS, Chris, 2004-06 CHAPMAN, Ben, 1952 CLYMER, Bill, 1925 COLLINS, Dave, 1999-2000 CRABTREE, Estel, 1943-44 UCCINELLO, Tony, 1949-51 DEAL, Cot, 1959-60 DeMARS, Billy, 1985-87 DENT, Bucky, 2006-07 DOOLAN, Mickey, 1930-32 DORAN, Billy, 2001 DOUGLAS, Otis, 1961-62 DUNLOP, Harry, 1979-82, 1998-2000 DYKES, Jimmy, 1955-58 EBERT, Derrin, 2018 ENS, Jewell, 1933, '41 FERRICK, Tom, 1954-58 FISCHER, Bill, 1979-83 FOLI, Tim, 2001-03 GARRISON, Ford, 1953 GOWDY, Hank, 1938-42, '45-46 GRAMMAS, Alex, 1970-75, '78 GREENWELL, Mike, 2001 GRIFFEY, Sr., Ken, 1997-2001 GULLETT, Don, 1993-2005 HADDIX, Harvey, 1969 HARDER, Mel, 1966-68 HATCHER, Billy, 2006-18 HEILMANN, Harry, 1932</p>	<p>HELMS, Tommy, 1983-89 HUGHES, Dustin, 2015-18 HUME, Tom, 1996-2007 JACKSON, Grant, 1994-95 JACOBY, Brook, 2007-13 JARAMILLO, Tony, 2016-18 JENKINS, Mack, 2012-18 KAAT, Jim, 1984-85 KELLY, George, 1935-37, '47-48 KELLY, Pat, 2007 KIMM, Bruce, 1984-88 KING, Clyde, 1959 KLUSZEWSKI, Ted, 1970-78, '83 KNIGHT, Ray, 1993-95, 2002-03 LAND, Grover, 1925-28 LATHAM, Arlie, 1900 LEFEBVRE, Jim, 2002 LETT, Jim, 1986-89, '96 LITWHILER, Danny, 1951 LOBERT, Hans, 1943-44 LOCKMAN, Whitey, 1960 LONG, Don, 2014-18 LOPEZ, Juan, 2008-13 MANCUSO, Gus, 1950 MAY, Lee, 1988-89 McCORMICK, Frank, 1956-57 McLAREN, John, 1992 McRAE, Hal, 1995-96 MENKE, Denis, 1997-2000 MILEY, Dave, 1993 MILLS, Buster, 1953 MOORE, Jackie, 1990-92 MOSES, John, 2005 MOSES, Wally, 1959-60 NARRON, Jerry, 2004-05 NIXON, Russ, 1976-82 OCEAK, Frank, 1965 OESTER, Ron, 1993, 1997-2001 ORTEGON, Ronnie, 2013 OTERO, Reggie, 1959-65 PAGE, Phil, 1947-52 PEITZ, Heinie, 1912, '16</p>	<p>PEREZ, Tony, 1987-92 PERLOZZO, Sam, 1990-92 PICINICHI, Val, 1934 PICO, Jeff, 2014-15 PLAZA, Ron, 1978-83 POLE, Dick, 2007-09 POWER, Ted, 2016-18 PRICE, Bryan, 2010-13 RIDDLE, John, 1958 RIGGINS, Mark, 2016 RIGGLEMAN, Jim, 2015-18 ROBSON, Tom, 2003 ROTHSCHILD, Larry, 1990-93 ROUSH, Edd, 1938 RUHLE, Vern, 2005-06 SCHERGER, George, 1970-78, '83-86 SEWELL, Luke, 1949 SHEEHAN, Tom, 1935-37 SHEPARD, Larry, 1970-78 SHORE, Ray, 1963-67 SHOTTON, Burt, 1934 SIEVERS, Roy, 1966 SISLER, Dick, 1961-64 SMITH, Hal, 1968-69 SMITH, Steve, 2014 SPARKS, Joe, 1984 SPEIER, Chris, 2008-13 STEFANSKI, Mike, 2004-18 TEMPLE, Johnny, 1964 TINSLEY, Lee, 2014-15 TUNNELL, Lee, 2006 TURNER, Jim, 1961-65 VALENTINE, Bobby, 1993 WALKER, Gee, 1946 WALLACE, Bobby, 1926, '28 WHISENANT, Pete, 1961-62 WHISLER, Randy, 2004-05 WIETELMANN, Whitey, 1966-67 WILLIAMS, Otto, 1930 WILLIAMS, Stan, 1984, 1990-91 WILSON, Jim, 1939-40, '44-46 WINGO, Ivy, 1928-29, '36 YOUNGBLOOD, Joel, 1994-97</p>
--	--	--

PLAYERS WITH THE MOST SEASONS WITH THE REDS SINCE 1900

<p>19 Dave Concepcion (SS), 1970-88 Barry Larkin (SS), 1986-2004 Pete Rose (INF/OF), 1963-78, '84-86</p>	<p>11 R. Bressler (P/INF/OF), 1917-27 Tom Browning (P), 1984-94 George Foster (OF), 1971-81 Ted Kluszewski (1B), 1947-57 Jim Maloney (P), 1960-70 Brandon Phillips (2B) 2006-16 Vada Pinson (OF), 1958-68 J. Vander Meer (P), 1937-43, '46-49 Joey Votto (1B), 2007-17 Bucky Walters (P), 1938-48</p>	<p>10 Bobby Adams (INF), 1946-55 Homer Bailey (P), 2007-2016 Pedro Borbon (P), 1970-79 Paul Derringer (P), 1933-42 Pete Donohue (P), 1921-30 Tom Hume (P), 1977-85, '87 Ernie Lombardi (C), 1932-41 Frank McCormick (1B), 1934, '37-45 Roy McMillan (1B/SS), 1951-60 Gary Nolan (P), 1967-73, '75-77 Frank Robinson (OF), 1956-65</p>
---	---	--

ALL-TIME ROSTER, 1876-1900

From the formation of the National League in 1876 to 1900, 222 players appeared with the Reds in at least 1 game.

A (1)

ADDY, Bob, 2B/SS/3B/OF, 1877

B (17)

BAILEY, King, P, 1895
BALDWIN, Kid, C, 1885-90
BARNES, Ross, SS, 1879
BARRETT, Jimmy, OF, 1899-1900, 1906
BEARD, Ollie, SS, 1889-90
BECKLEY, Jake, 1B, 1897-1903
BERKELBACK, Frank, OF, 1884
BICKHAM, Dan, P, 1886
BLANK, Fred, P, 1894
BLIGH, Ned, C/OF, 1888
BOOTH, Amos, C/SS/3B/P, 1876-77, '80
BOYLE, Jack, C, 1886
BREITENSTEIN, Ted, P/OF, 1897-1900
BROWN, Stub, P, 1897
BROWNING, Pete, OF, 1891-92
BURKE, Eddie, OF, 1892, '95-97
BURKE, Mike, SS, 1879

C (21)

CANAVAN, Jim, OF, 1893-94
CARPENTER, Hick, 3B, 1880, '82-89
CARUTHERS, Bob, OF, 1893
CHAMBERLAIN, Icebox, P, 1892-94
CLACK, Bobby, OF/2B, 1876
CLAPP, John, C, 1880
CLARK, Bob, C, 1891
CLINGMAN, Billy, SS, 1890
CLINTON, Jim, OF, 1885
COLEMAN, Percy, P, 1898
COMISKEY, Charlie, 1B, 1892-94
CONOVER, Ted, P, 1889
CORCORAN, Tommy, SS, 1897-1906
CORKHILL, Pop, OF, 1883-88, '91
CRANE, Cannonball, P, 1891
CRAWFORD, Sam, OF, 1899-1902
CRONIN, Jack, P, 1899
CROSS, Lem, P, 1893-94
CUMMINGS, Candy, P, 1877
CURTIS, Ervin Duane, OF, 1891
CUTHBERT, Ned, OF, 1877

D (12)

DAMMAN, Bill, P, 1897-99
DARBY, George, P, 1893
DAUB, Dan, P, 1892
DAVIS, Wiley, P, 1896
DEAGLE, Ren, P/SS/OF, 1883-84
DEAN, Dory, P, 1876
DICKERSON, Buttercup, OF, 1878-79
DOLAN, John, P, 1890
DOWSE, Tom, C, 1892
DUFFEE, Charlie, OF, 1893
DURYEA, Jesse, P, 1889-92
DWYER, Frank, P, 1892-99

E (4)

EARLE, Billy, C, 1889
EHRET, Red, P, 1896-97
ELBERFIELD, Kid, SS/3B, 1899
EWING, Buck, 1B, 1895-97

F (11)

FENNELLY, Frank, SS, 1884-88
FIELD, Sam, C/2B, 1876
FISHER, Chauncey, P, 1894, '96
FISHER, Cherokee, P, 1876
FLYNN, Carney, P, 1894
FOLEY, Will, 3B, 1876-77, '79
FOREMAN, Brownie, P, 1896
FOREMAN, Frank, P, 1890, '95-96
FOURNIER, Henry, P, 1894

FRISK, Emil, P, 1899

FULMER, Chuck, SS, 1882-84

G (7)

GASTRIGHT, Hank, P, 1896
GEER, Billy, SS, 1878
GENINS, Frank, SS/3B/OF, 1892
GERHARDT, Joe, 2B, 1878-79
GOAR, Jot, P, 1898
GOULD, Charlie, 1B, 1876-77
GREY, Bill, C/INF/OF, 1895-96

H (17)

HAHN, Noodles, P/1B/OF, 1899-1905
HALLIGAN, Jocko, OF, 1891-92
HALLINAN, Jimmy, 2B, 1877
HARRINGTON, Jerry, C, 1890-92
HASTINGS, Scott, C, 1877
HAWLEY, Pink, P, 1898-99
HEMMING, George, P, 1892
HENRY, George, OF, 1893
HICKS, Nat, C, 1877
HILL, Bill, P, 1898
HOGAN, Marty, OF, 1894
HOGRIEVER, George, OF, 1895
HOLLIDAY, Bug, OF, 1889-98
HOOVER, Buster, OF, 1892
HOTALING, Pete, OF, 1879
HOUTZ, Lefty, OF, 1899
HOY, Dummy, OF, 1894-97, 1902

I (3)

INKS, Bert, P, 1896
IRWIN, Bill, P, 1886
IRWIN, Charlie, 3B, 1896-1901

J (2)

JONES, Bumpus, P, 1892-93
JONES, Charley, OF, 1876-78, '83-87

K (10)

KAHOE, Mike, C, 1895, 1899-1901
KAPPEL, Heinie, INF/OF, 1887-88
KEENAN, Jim, C, 1885-91
KELLY, King, OF/C/3B, 1878-79
KEMMLER, Rudy, C/OF, 1882
KESSLER, Henry, SS, 1876-77
KING, Silver, P, 1893
KNAUSS, Frank, P, 1892
KNIGHT, Joe, OF, 1890
KUEHNE, Bill, 3B/2B, 1892

L (4)

LATHAM, Arie, 3B, 1890-95
LEONARD, Andy, SS/3B, 1880
LEWIS, Fred, OF, 1886
LUFF, Henry, 1B, 1882

M (33)

MACULLAR, Jimmy, OF, 1882-83
MAGNER, John, OF, 1879
MANNING, Jack, OF/SS, 1877, '80
MANSELL, Mike, OF, 1880
MANSELL, Tom, OF, 1884
MARR, Lefty, OF/3B, 1886, '90-91
MASKREY, Leech, 3B/OF, 1886
MASSEY, Bill, 1B, 1894
MATHEWS, Bobby, P, 1877
McBRIDE, Algje, OF, 1898-1901
McCAFFREY, Harry, P, 1885
McCARTHY, Jack, OF, 1893-94
McCORMICK, Harry, P/OF, 1882-83
McFARLAND, Herm, OF, 1898
McGILL, Willie, P, 1892

McGINNIS, Jumbo, P, 1887
McGUIRE, Murray, P, 1894
McKEON, Larry, P, 1885-86
McPHEE, Bid, 2B, 1882-99
McVEY, Cal, 1B/3B, 1878-79
MEAKIM, George, P, 1892
MERRITT, Bill, C, 1894-95
MEYERLE, Levi, SS/2B, 1877
MILLER, Dusty, OF, 1895-99
MILLER, George, C, 1877, '84
MITCHELL, Bobby, P, 1877-78
MOTZ, Frank, 1B, 1893-94
MOUNTJOY, Billy, P, 1883-85
MULLANE, Tony, P, 1886-93
MURPHY, Clonnie, C, 1893-94
MURPHY, Joe, P, 1886
MURPHY, Morgan, C, 1892-95

N (2)

NEAGLE, Jack, P/OF, 1879
NICOL, Hugh, OF, 1887-90

O (2)

O'CONNOR, Jack, C, 1887-88
O'NEIL, Tip, OF, 1892

P (13)

PARROTT, Tom, P/INF/OF, 1893-95
PARSONS, John, OF, 1884
PECHINEY, George, P, 1885-86
PEITZ, Heinie, C/2B, 1896-1904
PEOPLES, Jimmy, P/C/INF/OF, 1884-85
PETTY, Charlie, P, 1889
PFANN, Bill, P, 1894
PHILLIPS, Bill, P, 1895, 1899-1903
PIERSON, Dave, P/C/INF/OF, 1876
PIKE, Lip, OF, 1877-78
POWELL, Abner, OF, 1886
POWERS, Phil, C, 1882-85
PURCELL, Blondie, OF/P, 1879-80

Q (0)

R (11)

RADBOURN, Old Hoss, P, 1891
READOND, Jeremiah, P, 1886
REDMOND, Billy, SS, 1877
REEDER, Icicle, OF, 1884
REILLEY, Charlie, C, 1880
REILLY, Long John, 1B, 1880, '83-91
RETTGER, George, P, 1892
RHINES, Billy, P, 1890-92, '95-97
RICHMOND, Lee, P/OF, 1886
RITCHEY, Claude, SS, 1897
RYAN, Johnny, OF, 1877

S (27)

SAY, Lou, SS, 1880
SCHRIVER, Pop, C, 1897
SELBACH, Kip, OF, 1899
SERAD, Billy, P, 1887-88
SEYBOLD, Socks, OF, 1899
SHALLIX, Gus, P, 1884-85
SHEA, Mike, P, 1887
SLATTERY, Mike, OF, 1891
SMITH, Elmer E., P/OF, 1886-89, '98-1900
SMITH, Germany, SS, 1891-96
SMITH, Harry, C, 1877
SMITH, Jud, 3B, 1893
SMITH, Pop, 2B, 1880
SMITH, Rex, P, 1886
SNYDER, Pop, C, 1882-86
SNYDER, Redleg, OF, 1876
SOMMER, Joe, OF, 1880, '82-83
SPIES, Harry, C, 1895

STEARNS, Ecky, 1B, 1882
STEINFELDT, Harry, 3B/2B, 1898-1905
STENZEL, Jake, OF, 1899
STEPHENS, Ben, P, 1892
STEPHENS, Clarence, P, 1886, '91
SULLIVAN, Chub, 1B, 1877-78
SULLIVAN, Mike, P, 1892-93
SWEASY, Charlie, 2B, 1876
SYLVESTER, Lou, OF, 1886

T (6)

TANNEHILL, Jesse, P, 1894, 1911
TAYLOR, Jack, P, 1899
TEBEAU, White Wings, OF, 1887-89
THOMPSON, Tug, OF, 1882
TIERNEY, Bill, 1B, 1882
TRAFFLEY, Bill, C, 1883

U (1)

ULRICH, George, OF, 1893

V (2)

VAUGHN, Farmer, C, 1886, '92-99
VIAU, Lee, P, 1888-90

W (16)

WARD, Piggy, OF, 1893
WATSON, Mother, P, 1887
WEIHE, Podge, OF, 1883
WELCH, Curt, OF, 1892
WEST, Buck, OF, 1884
WEYHING, John, P, 1888
WHEELER, Harry, OF, 1879-80, '82
WHITE, Deacon, C, 1878-80
WHITE, Will, P, 1878-80, '82-86
WHITROCK, Bill, P, 1894
WIDNER, Wild Bill, P, 1887
WILLIAMS, Dale, P, 1876
WOOD, Bob, C, 1898-1900
WOOD, George, OF, 1892
WOULFE, Jimmy, 3B/OF, 1884
WRIGHT, Sam, SS, 1880

X, Y, Z (0)

MANAGERS (14)

ADDY, Bob, 1877
CAYLOR, Ollie, 1885-86
CLAPP, John, 1880
COMISKEY, Charlie, 1892-94
EWING, Buck, 1895-99
GOULD, Charlie, 1876
LOFTUS, Tom, 1890-91
MANNING, Jack, 1877
McVEY, Cal, 1878-79
PIKE, Lip, 1877
SCHMELZ, Gus, 1887-89
SNYDER, Pop, 1882-83, '84
WHITE, Deacon, 1879
WHITE, Will, 1884

ALL-TIME ROSTER SINCE 1900

Since 1900, 1,810 players appeared in at least 1 game with the Reds

A (58)

ABAD, Andy, 1B/OF, 2006
 ABERNATHY, Ted, P, 1967-68
 ABRAMS, Cal, OF, 1952
 ABRAMS, George, P, 1923
 ABREU, Joe, INF, 1942
 ACEVEDO, Jose, P, 2001-04
 ACKER, Tom, P, 1956-59
 ADAMS, Bobby, INF, 1946-55
 ADAMS, Karl, P, 1914
 ADAMS, Sparky, INF, 1933-34
 ADCOCK, Joe, INF/OF, 1950-52
 ADCOCK, Nate, P, 2015
 ADKINS, Jon, P, 2008
 AFENIR, Troy, C, 1992
 ADLEMAN, Tim, P, 2016-17
 AFFELDT, Jeremy, P, 2008
 ALCALA, Santo, P, 1976-77
 ALCANTARA, Arismendy, IF/OF, 2017
 ALENO, Chuck, INF, 1941-44
 ALLEN, Bob, INF, 1900
 ALLEN, Ethan, OF, 1926-30
 ALLEN, Nick, C, 1918-20
 ALMANZAR, Carlos, P, 2002
 ALMEIDA, Rafael, INF, 1911-13
 ALONSO, Yonder, INF, 2010-11
 ALTIZER, Dave, INF, 1910-11
 ALVAREZ, Rogelio, INF, 1960, '62
 AMES, Red, P, 1913-15
 AMOR, Vicente, P, 1957
 ANDERSON, Harry, INF/OF, 1960-61
 ANDERSON, Jimmy, P, 2003
 ANDERSON, Mike, P, 1993
 ANDERSON, Wingo, P, 1910
 ANDREWS, Nate, P, 1946
 ANTHONY, Eric, OF/INF, 1995-96
 APPLETON, Pete, P, 1927-28
 ARCHER, Jimmy, C, 1918
 ARMBRISTER, Ed, OF, 1973-77
 ARMSTRONG, Jack, P, 1988-91
 ARNOVICH, Morrie, OF, 1940
 ARREDONDO, Jose, P, 2011-12
 ARRIGO, Gerry, P, 1965-69
 ARROYO, Bronson, P, 2006-13, '17
 ARROYO, Luis, P, 1959
 ASBJORNSON, Asby, C, 1931-32
 ASH, Ken, P, 1928-30
 ASTIN, Barrett, P, 2017
 ATCHLEY, Justin, P, 2001
 AUERBACH, Rick, INF, 1977-80
 AURILIA, Rich, INF, 2005-06
 AUSTIN, Jeff, P, 2003
 AUTRY, Chick, OF, 1907, '09
 AVERY, Steve, P, 1999
 AVREA, Jim, P, 1950
 AXELROD, Dylan, P, 2014-15
 AYALA, Bobby, P, 1992-93
 AYBAR, Manny, P, 2000
 AZCUE, Joe, C, 1960

B (182)

BACZEWSKI, Fred, P, 1953-55
 BADENHOP, Burke, P, 2015
 BAGBY, Jim, P, 1912
 BAILEY, Bob, INF/OF, 1976-77
 BAILEY, Ed, C, 1953-61
 BAILEY, Homer, P, 2007-17
 BAILEY, Jim, P, 1959
 BAIR, Doug, P, 1978-81
 BAKER, Bill, C, 1940-41
 BAKER, Ernie, P, 1905
 BAKO, Paul, C, 2008
 BALCENA, Bobby, OF, 1956
 BALDSCHUN, Jack, P, 1966-67
 BALDWIN, Frank, C, 1953

BALE, John, P, 2003
 BALENTI, Mike, INF, 1911
 BALENTIEN, Vladimir, OF, 2009
 BALESTER, Collin, P, 2015
 BANEY, Dick, P, 1973-74
 BANKHEAD, Scott, P, 1992
 BARKER, Kevin, INF, 2009
 BARNES, Junie, P, 1934
 BARNES, Skeeter, INF, 1983-84, '89
 BARNHART, Tucker, C, 2014-17
 BARRANCA, German, INF, 1981-82
 BARRETT, Jimmy, OF, 1899-1900, '06
 BARRETT, Dick, OF, 1937-40
 BARRY, Shad, INF/OF, 1905-06
 BARTEE, Kimera, OF, 2000
 BARTON, Bob, C, 1973
 BATES, Billy, INF, 1990
 BATES, Johnny, OF, 1911-14
 BATTS, Matt, C, 1955-56
 BAUMER, Jim, INF, 1961
 BAUMHOLTZ, Frank, OF, 1947-49
 BAY, Harry, OF, 1901-02
 BAYLESS, Dick, OF, 1908
 BEALL, Johnny, OF, 1915-16
 BEAUCHAMP, Jim, INF/OF, 1968-69
 BECK, Clyde, INF, 1931
 BECK, Erve, OF, 1902
 BECK, Fred, OF, 1911
 BECK, Walter, P, 1945
 BECKER, Beals, OF, 1913
 BECKLEY, Jake, P/INF, 1897-03
 BECKMAN, Jim, P, 1927-28
 BEEBE, Fred, P, 1910
 BEELER, Jodie, INF, 1944
 BEGGS, Joe, P, 1940-44, '46-47
 BEGLEY, Jim, INF, 1924
 BEHNEY, Mel, P, 1970
 BELCHER, Tim, P, 1992-93
 BELINDA, Stan, P, 1997-99
 BELINSKY, Bo, P, 1970
 BELISLE, Matt, P, 2003-08
 BELK, Tim, INF, 1996
 BELL, Buddy, INF, 1985-88
 BELL, Gus, OF, 1953-61
 BELL, Mike, INF, 2000
 BELL, Rob, P, 2000-01
 BELL, Trevor, P, 2014
 BELLHORN, Mark, INF, 2007
 BENAVIDES, Freddie, INF, 1991-92
 BENCH, Johnny, C/INF, 1967-83
 BERGE, Ray, P, 1938
 BENTON, Larry, P, 1930-34
 BENTON, Ruben, P, 1910-15, '23-25
 BENZINGER, Todd, INF, 1989-91
 BERE, Jason, P, 1998-99
 BERENYI, Bruce, P, 1980-84
 BERGEN, Bill, C, 1901-03
 BERGER, Wally, OF, 1938-40
 BERGHAMMER, Marty, INF, 1913-14
 BERGOLLA, William, INF, 2005
 BERNADINA, Roger, OF, 2014
 BERROA, Geronimo, OF, 1992
 BERRYHILL, Damon, C, 1995
 BESCHER, Bob, OF, 1908-13
 BETTS, Hal, C, 1913
 BEVAN, Hal, C, 1961
 BICHETTE, Dante, OF, 2000
 BIEMILLER, Harry, P, 1925
 BIITNER, Larry, INF/OF, 1981-82
 BILARDELLO, Dann, C, 1983-85
 BILKO, Steve, INF, 1958
 BILLINGHAM, Jack, P, 1972-77
 BIRTSAS, Tim, P, 1988-90
 BLACK, Joe, P, 1955-56
 BLACKBURN, Earl, C, 1912-13

BLACKBURN, Jim, P, 1948, '51
 BLACKBURN, Lena, INF, 1918
 BLACKWELL, Ewell, P, 1942, '46-52
 BLAIR, Paul, OF, 1979
 BLAKE, Ed, P, 1951-53
 BLAKELY, Linc, OF, 1934
 BLANKENSHIP, Cliff, INF, 1905
 BLASINGAME, Don, INF, 1961-63
 BLATERIC, Steve, P, 1971
 BLOODWORTH, Jimmy, INF, 1949-50
 BLOOMQUIST, Willie, OF, 2010
 BLOTT, Jack, C, 1924
 BLUEGE, Otto, INF, 1932-33
 BLUEJACKET, Jim, P, 1916
 BOEHMER, Len, INF, 1967
 BOESCH, Brennan, OF, 2015
 BOHNE, Sammy, INF, 1921-26
 BOLGER, Jim, OF, 1950-51, '54
 BOLTON, Tom, P, 1992
 BONES, Ricky, P, 1997
 BONG, Jung Keun, P, 2004
 BONGIOVANNI, Nino, OF, 1938-39
 BONHAM, Bill, P, 1978-80
 BONILLA, Lisalberto, P, 2017
 BOOKER, Chris, P, 2005
 BOONE, Aaron, INF, 1997-2003
 BOONE, Bret, INF, 1994-98
 BORBON, Pedro, P, 1970-79
 BORDAGARAY, Frenchy, OF, 1939
 BORKOWSKI, Bob, OF, 1952-55
 BOROS, Steve, INF, 1964-65
 BOSSER, Mel, P, 1945
 BOTTMOLLEY, Jim, INF, 1933-35
 BOURGEOIS, Jason, OF, 2014-15
 BOWMAN, Joe, P, 1945
 BOYD, Ray, P, 1911
 BRADFORD, Buddy, OF, 1971
 BRADLEY, Scott, C, 1992
 BRADY, Neal, P, 1925
 BRAGG, Darren, OF, 2004
 BRAGGS, Glenn, OF, 1990-92
 BRAIN, Dave, OF, 1908
 BRANSON, Jeff, INF, 1992-97
 BRANTLEY, Jeff, P, 1994-97
 BRANYAN, Russel, INF/OF, 2002-03
 BRAVO, Angel, OF, 1970-71
 BRAY, Bill, P, 2006-08, '10-12
 BREEDEN, Dan, C, 1969
 BREITENSTEIN, Ted, P/OF, 1897-1900
 BRENNAN, Don, P, 1934-37
 BRENTON, Lynn, P, 1920-21
 BRESSLER, Rube, P/INF/OF, 1917-27
 BREWSTER, Charlie, INF, 1943
 BRICE, Austin, P, 2017
 BRIDGES, Marshall, P, 1960-61
 BRIDGES, Rocky, INF, 1953-57
 BRIDWELL, Al, INF, 1905
 BRIGHT, Harry, INF, 1963
 BRITTAIN, Gus, C, 1937
 BROSNAN, Jim, P, 1959-63
 BROVIA, Joe, OF, 1955
 BROWER, Jim, P, 2001-02
 BROWN, Curly, P, 1915
 BROWN, Jumbo, P, 1937
 BROWN, Keith, P, 1988, '90-92
 BROWN, Marty, INF, 1988-89
 BROWN, Mordecai, P, 1913
 BROWN, Scott, P, 1981
 BROWNING, Tom, P, 1984-94
 BROXTON, Jonathan, P, 2012-14
 BRUGGY, Frank, C, 1925
 BRUMFIELD, Jacob, OF, 1992-94
 BRUCE, Jay, OF, 2008-16
 BUCHANAN, Bob, P, 1985
 BUCHANAN, Jake, P, 2017

BUDZINSKI, Mark, OF, 2003
 BURBA, Dave, P, 1995-97
 BURGESS, Smoky, C, 1955-58
 BURKHART, Ken, P, 1948-49
 BURNS, Bill, P, 1910-11
 BURNS, George, OF, 1922-24
 BURNS, Joe, OF, 1910
 BURNS, Mike, P, 2006
 BURNSIDE, Sheldon, P, 1980
 BURPO, George, P, 1946
 BURTON, Jared, P, 2007-11
 BUSH, Guy, P, 1945
 BUSHELMAN, Jack, P, 1909
 BUSHING, Chris, P, 1993
 BUTERA, Sal, C, 1986-87
 BYERLY, Bud, P, 1950-52
 BYRD, Marlon, OF, 2015
 BYRD, Sammy, OF, 1935-36

C (137)

CABRERA, Jolbert, INF/OF, 2008
 CABRERA, Orlando, SS, 2010
 CABRERA, Ramon, C, 2015-16
 CADARET, Greg, P, 1993
 CAIRO, Miguel, INF, 2010-12
 CALDWELL, Mike, P, 1977
 CALLAGHAN, Marty, OF, 1928, '30
 CALLAHAN, Ray, P, 1915
 CAMERON, Mike, OF, 1999
 CAMPBELL, Archie, P, 1930
 CAMPBELL, Billy, P, 1907-09
 CAMPBELL, Gilly, C, 1935-37
 CANTU, Jorge, INF, 2007
 CANTWELL, Tom, P, 1909-10
 CAPILLA, Doug, P, 1977-79
 CARBO, Bernie, OF, 1969-72
 CARDENAS, Leo, INF, 1960-68
 CARMAN, Don, P, 1991
 CARMICHAEL, Chet, P, 1909
 CARR, Charlie, INF, 1906
 CARRARA, Giovanni, P, 1996-97
 CARRASCO, Hector, P, 1994-97
 CARROLL, Clay, P, 1968-75
 CARROLL, Owen, P, 1930-32
 CARROLL, Tom, P, 1974-75
 CARTER, Arnold, P, 1944-45
 CARTER, Howard, INF, 1926
 CASCARELLA, Joe, P, 1937-38
 CASE, Charlie, P, 1901
 CASEY, Sean, 1B, 1998-2005
 CASTILLO, Luis, P, 2017
 CASTILLO, Wilkin, C/OF/INF, 2008-09
 CASTLETON, Roy, P, 1909-10
 CASTRO, Juan, INF, 2000-04, '06-08
 CATO, Keefe, P, 1983-84
 CAVENEY, Ike, INF, 1922-25
 CEDEÑO, Cesar, OF, 1982-85
 CERROS, Juan, P, 2003
 CHACIN, Alejandro, P, 2017
 CHACON, Elio, INF, 1960-61
 CHAMBLEE, Jim, INF, 2003
 CHANEY, Darrel, INF, 1969-75
 CHAPMAN, Aroldis, P, 2010-15
 CHAPMAN, Calvin, INF, 1935-36
 CHAPMAN, Harry, C, 1913
 CHAPPELLE, Bill, P, 1909
 CHARLES, Chappy, INF, 1909-10
 CHARLTON, Norm, P, 1988-92, 2000
 CHASE, Hal, INF, 1916-18
 CHECH, Charlie, P, 1905-06
 CHEN, Bruce, P, 2002
 CHOO, Shin-Soo, OF, 2013
 CHOZEN, Harry, C, 1937
 CHRISTENSEN, Walter, OF, 1926-27
 CHRISTIANI, Nick, P, 2013-14

CHRISTMAS, Steve, C, 1983
 CHURCH, Bubba, P, 1952-53
 CINGRANI, Tony, P, 2012-17
 CLARK, Brady, OF, 2001-02
 CLARK, Jermaine, OF, 2004
 CLARKE, Al, P, 1921
 CLARKE, Tommy, C, 1909-17
 CLAUSSEN, Brandon, P, 2004-06
 CLAY, Dain, OF, 1943-46
 CLAYTON, Royce, INF, 2006
 CLINE, Ty, OF, 1970-71
 CLONINGER, Tony, P, 1968-71
 COAKLEY, Andy, P, 1907-08
 COATES, Jim, P, 1963
 COATS, Buck, OF, 2007
 COCHRAN, Al, P, 1915
 COFFEY, Todd, P, 2005-08
 COKER, Jim, C, 1964-67
 COLEMAN, Gordy, INF, 1960-67
 COLEMAN, Vince, OF, 1996
 COLES, Chuck, OF, 1958
 COLLES, Darnell, INF, 1992
 COLLINS, Dave, OF, 1978-81, '87-89
 COLLUM, Jackie, P, 1953-55
 COMBE, Geoff, P, 1980-81
 COMOROSKY, Adam, OF, 1934-35
 COMPTON, Jack, P, 1911
 CONCEPCION, Dave, INF, 1970-88
 CONINE, Jeff, INF, 2007
 CONLEY, Jim, P, 1918
 CONTRERAS, Carlos, P, 2014-15
 COOK, Cliff, INF, 1959-62
 COOKE, Dusty, OF, 1938
 COOKE, Steve, P, 1998
 COOPER, Walker, C, 1949-50
 CORBITT, Claude, INF, 1946, '48-49
 CORCINO, Daniel, P, 2014
 CORCORAN, Mickey, INF, 1910
 CORCORAN, Tommy, INF, 1897-1906
 CORDERO, Francisco, P, 2008-11
 CORMIER, Rheal, P, 2006-07
 CORRALES, Pat, C, 1968-72
 CORRELL, Vic, C, 1978-80
 COSTANZO, Mike, INF, 2012
 COSTO, Tim, INF/OF, 1992-93
 COTHAM, Caleb, P, 2016
 COUCH, Johnny, P, 1922-23
 COULSON, Bob, OF, 1908
 CUMBE, Fritz, P, 1920-21
 COURTRIGHT, John, P, 1995
 COUTLANGUS, Jon, P, 2007
 COVELESKI, Harry, P, 1910
 COZART, Zack, SS, 2011-17
 CRABTREE, Estel, OF, 1929, '31-32, '43-44
 CRAFT, Harry, OF, 1937-42
 CRAIG, Roger, P, 1965
 CRAMER, Bill, P, 1912
 CRANE, Sam, INF, 1920-21
 CRAWFORD, Pat, INF, 1930
 CRAWFORD, Sam, OF, 1899-1902
 CREGAN, Pete, OF, 1903
 CRESS, Walker, P, 1948-49
 CRISCOLA, Tony, OF, 1944
 CRITZ, Hughie, INF, 1924-30
 CROMER, D.T., INF, 2000-01
 CROMPTON, Ned, OF, 1910
 CROSBY, Ed, INF, 1973
 CROUCH, Jack, C, 1933
 CROWE, George, INF, 1956-58
 CROWELL, Jim, P, 1997
 CROWLEY, Terry, INF/OF, 1974-75
 CRUZ, Enrique, INF, 2007
 CRUZ, Hector, OF, 1979-80
 CRUZ, Jacob, 1B/OF, 2004-05
 CUCCINELLO, Tony, INF, 1930-31
 CUELLAR, Mike, P, 1959
 CUETO, Johnny, P, 2008-15
 CUETO, Manuel, C, 1917-19
 CULLOP, Nick, OF, 1930-31
 CULVER, George, P, 1968-69

CURRIE, Clarence, P, 1902
 CUYLER, Kiki, OF, 1935-37

D (98)
 DALE, Gene, P, 1915-16
 DALEY, Tom, OF, 1908
 DALY, Tom, INF, 1903
 DANIELS, Bert, OF, 1914
 DANIELS, Kal, OF, 1986-89
 DARCY, Pat, P, 1974-76
 DASSO, Frank, P, 1945-46
 DAUBERT, Jake, INF, 1919-24
 DAUGHERTY, Jack, OF/INF, 1993
 DAVENPORT, Dave, P, 1914
 DAVIDSON, Ted, P, 1965-68
 DAVIS, Eric, OF, 1984-91, '96
 DAVIS, Frank, P, 1912
 DAVIS, George, OF, 1937-38
 DAVIS, Lance, P, 2001
 DAVIS, Lefty, OF, 1907
 DAVIS, Rooke, P, 2017
 DAVIS, Roy, P, 1936-39
 DAVIS, Spud, C, 1937-38
 DAWKINS, Gookie, INF, 1999-2000, '02
 DAY, Clyde, P, 1926
 DEAL, John, INF, 1906
 De JESUS JR., Ivan, INF, 2015-16
 De La CRUZ, Tommy, P, 1944
 De La HOZ, Mike, INF, 1969
 De Los SANTOS, Abel, P, 2016
 DeARMOND, Charlie, INF, 1903
 DeFREITES, Arturo, INF, 1978-79
 DEISEL, Pat, C, 1903
 DEJAN, Mike, OF, 1940
 DELAHANTY, Jim, INF, 1906
 DEL ROSARIO, Eneiro, P, 2010
 DELABAR, Steve, P, 2016
 DeLUCIA, Rich, P, 1994
 DEMPSTER, Ryan, P, 2002-03
 DENNICK, Ryan, P, 2014
 DENNY, John, P, 1986
 DENORFIA, Chris, OF, 2005-06
 DePHILLIPS, Tony, C, 1943
 DERRICK, Claude, INF, 1914
 DERRINGER, Paul, P, 1933-42
 DeSCLAFFANI, Anthony, P, 2015-16
 DESSENS, Elmer, P, 2000-02
 DEVORE, Josh, OF, 1913
 DIAZ, Bo, C, 1985-89
 DIAZ, Dayan, P, 2016
 DIAZ, Jumbo, P, 2014-16
 DIBBLE, Rob, P, 1988-93
 DIBUT, Pedro, P, 1924-25
 DICKERSON, Chris, OF, 2008-10
 DICKSON, Jim, P, 1964
 DiMAGGIO, Vince, OF, 1939-40
 DIXON, Leo, C, 1929
 DOAK, Bill, P, 1912
 DOBBS, John, OF, 1901-02
 DOBERNIC, Jess, P, 1949
 DODGE, John, INF, 1913
 DOLAN, Al, INF, 1909
 DOLAN, Pat, OF, 1903-05
 DOMINGUEZ, Chris, INF/OF, 2015
 DONALDS, Ed, P, 1912
 DONLIN, Mike, OF, 1902-04
 DONOHUE, Pete, P, 1921-30
 DOOIN, Red, C, 1915
 DORAN, Bill, INF, 1990-92
 DORNER, Gus, P, 1906
 DORSETT, Brian, C, 1993-94
 DOSCHER, Jack, P, 1908
 DOTTERER, Dutch, C, 1957-60
 DOUGLAS, Phil, P, 1914-15
 DOUGLASS, Astyanax, C, 1921, '25
 DOUTHIT, Taylor, OF, 1931-33
 DOWNEY, Tom, INF, 1909-11
 DOYLE, Jim, INF, 1910
 DOYLE, Judd, P, 1910
 DRABOWSKY, Moe, P, 1962
 DRESSSEN, Chuck, INF, 1925-31

DREWS, Karl, P, 1954
 DRIESSEN, Dan, INF, 1973-84
 DROPO, Walt, INF, 1958-59
 DRUHOT, Carl, P, 1906
 DUBUC, Jean, P, 1908-09
 DUFFALO, Jim, P, 1965
 DUFFY, Frank, INF, 1970-71
 DUKE, Zach, P, 2013
 DUMATRAIT, Phil, P, 2007
 DUMOULIN, Dan, P, 1977-78
 DUNCAN, Mariano, INF, 1989-91, '95
 DUNCAN, Pat, OF, 1919-24
 DUNN, Adam, OF, 2001-08
 DURBIN, Kid, OF, 1909
 DUREN, Ryne, P, 1964
 DURHAM, Leon, INF, 1988
 DURNBAUGH, Bobby, INF, 1957
 DUROCHER, Leo, INF, 1930-33
 DUVALL, Adam, OF, 2015-17
 DWYER, Joe, OF, 1937
 DYCK, Jim, OF, 1956

E (37)
 EASTWICK, Rawly, P, 1974-77
 ECKERT, Al, P, 1930-31
 EDELEN, Joe, P, 1981-82
 EDMONDS, Jim, 1B/OF, 2010
 EDWARDS, Bruce, C, 1956
 EDWARDS, Hank, OF, 1951-52
 EDWARDS, Jim, P, 1928
 EDWARDS, Johnny, C, 1961-67
 EDWARDS, Sherman, P, 1934
 EGAN, Dick, INF, 1908-13
 EHRHARDT, Ruben, P, 1929
 EISCHEN, Joey, P, 1997
 EISENHART, Jake, P, 1944
 ELLMAN, Roy, INF, 1909
 ELLER, Hod, P, 1917-21
 ELLIOTT, Claude, P, 1904
 ELLIS, Sammy, P, 1962, '64-67
 ELLISON, Jason, OF, 2007
 ELMORE, Jake, INF/OF, 2014
 EMMER, Frank, INF, 1916, '26
 ENCARNACION, Edwin, INF, 2005-09
 ENCARNACION, Juan, OF, 2002
 ENGEL, Joe, P, 1917
 ENGLISH, Charlie, INF, 1937
 ENNIS, Del, OF, 1959
 ERAUTT, Eddie, P, 1947-51, '53
 ERICKSON, Hank, C, 1935
 ERVIN, Phillip, OF, 2017
 ERWIN, Tex, C, 1914
 ESASKY, Nick, INF/OF, 1983-88
 ESCALERA, Nino, INF/OF, 1954
 ESMOND, Jimmy, INF, 1911-12
 ESPY, Cecil, OF, 1993
 ESSICK, Bill, P, 1906-07
 ESTES, Shawn, P, 2002
 ETHERTON, Seth, P, 2003
 EWING, Bob, P, 1902-09

F (62)
 FAHRER, Pete, P, 1914
 FANOVICH, Frank, P, 1949
 FARRELL, Luke, P, 2017
 FAUSETT, Buck, INF, 1944
 FELDMAN, Scott, P, 2017
 FERGUSON, Bob, P, 1944
 FERNANDEZ, Jared, P, 1901-02
 FERNANDEZ, Osvaldo, P, 2000-01
 FERNANDEZ, Tony, INF, 1994
 FERRARA, Al, OF, 1971
 FIALA, Neil, INF, 1981
 FILIPOWICZ, Steve, OF, 1948
 FINNEGAN, Brandon, P, 2015-17
 FISCHER, Hank, P, 1966
 FISHER, Bob, INF, 1916
 FISHER, Carlos, P, 2009-11
 FISHER, Jack, P, 1969
 FISHER, Maury, P, 1955
 FISHER, Ray, P, 1919-20

FITTERY, Paul, P, 1914
 FITZGERALD, Raymond, PH, 1931
 FLAGER, Wally, INF, 1945
 FLETCHER, Sam, P, 1912
 FLOOD, Curt, OF, 1956-57
 FLOWERS, Jake, INF, 1934
 FLYNN, Doug, INF, 1975-77
 FOGG, Josh, P, 2008
 FOHL, Lee, C, 1903
 FOLLES, Hank, C, 1953, '62-63
 FOLEY, Tom, INF, 1983-85
 FONDY, Dee, INF/OF, 1958
 FONSECA, Lew, INF, 1921-24
 FORD, Hod, INF, 1926-31
 FORDYCE, Brook, C, 1996-98
 FORTUGNO, Tim, P, 1994
 FOSTER, George, OF, 1971-81
 FOSTER, Steve, P, 1991-94
 FOWLER, Art, P, 1954-57
 FOWLER, Joe, INF, 1923-25
 FOX, Bill, INF, 1901
 FOX, Howie, P, 1944-46, '48-51
 FRANCIS, Jeff, P, 2014
 FRANCISCO, Juan, INF, 2009-11
 FRANCO, John, P, 1984-89
 FRANCONA, Terry, INF/OF, 1987
 FRANK, Mike, OF, 1998
 FRANKLIN, Ryan, P, 2006
 FRASER, Chick, P, 1906
 FRAZIER, Joe, OF, 1956
 FRAZIER, Todd, INF, 2011-15
 FREED, Roger, INF, 1974
 FREEMAN, Hershell, P, 1955-58
 FREEMAN, Justin, P, 2013
 FREEL, Ryan, INF/OF, 2003-08
 FREESE, Gene, INF, 1961-63
 FREITAS, Tony, P, 1934-36
 FREY, Benny, P, 1929-36
 FREY, Lonny, INF, 1938-43, '46
 FRIDLEY, Jim, OF, 1958
 FRILL, John, P, 1912
 FROMME, Art, P, 1909-13
 FRYMAN, Woodie, P, 1977

G (90)
 GAGLIANO, Phil, INF, 1973-74
 GAINES, Joe, OF, 1960-62
 GALAN, Augie, OF, 1947-48
 GALATZER, Milt, INF, 1939
 GALE, Rich, P, 1983
 GAMBLE, Lee, OF, 1935, '38-40
 GANT, Ron, OF, 1995
 GANZEL, John, INF, 1907-08
 GARCIA, Guillermo, C, 1998
 GARCIA, Leo, OF, 1987-88
 GARRETT, Amir, P, 2017
 GARRETT, Greg, P, 1971
 GASPARD, Harry, P, 1909-12
 GEARY, Bob, P, 1921
 GEHRMAN, Paul, P, 1937
 GEIER, Phil, OF, 1900
 GELBERT, Charley, INF, 1937
 GENNETT, Scooter, INF/OF, 2017
 GEORGE, Lefty, P, 1915
 GERMANO, Justin, P, 2006
 GERNER, Ed, P, 1919
 GERNERT, Dick, INF, 1961
 GERONIMO, Cesar, OF, 1972-80
 GETZ, Gus, INF, 1917
 GIBBON, Joe, P, 1971-72
 GIBRALTER, Steve, OF, 1995-96
 GILBERT, Buddy, OF, 1959
 GILBERT, Wally, INF, 1932
 GILL, Haddie, P, 1923
 GIL, Jerry, INF/OF, 2007
 GILLESPIE, John, P, 1922
 GLAUBER, Keith, P, 1998, 2000
 GLEESON, Jim, OF, 1941-42
 GLENDON, Martin, P, 1902
 GLOCKSON, Norm, C, 1914
 GOLDSTEIN, Lonnie, INF, 1943, '46

GOMES, Jonny, OF, 2009-11
 GONDER, Jesse, C, 1962-63
 GONZALEZ, Alex, INF, 2007, '09
 GONZALEZ, Mike, C, 1914
 GONZALEZ, Raul, OF, 2001-02
 GONZALEZ, Tony, OF, 1960
 GOOCH, Johnny, C, 1929-30
 GOODMAN, Ival, OF, 1935-42
 GOODWIN, Curtis, OF, 1996-97
 GOODWIN, Marv, P, 1925
 GORBOUS, Glen, OF, 1955
 GORDON, Keith, OF, 1993
 GOSLING, Mike, P, 2006-07
 GRACE, Mike, INF, 1978
 GRAHAM, Frank, INF, 1914
 GRAMMAS, Alex, INF, 1956-58
 GRANGER, Wayne, P, 1969-71
 GRANT, Eddie, INF, 1911-13
 GRANTHAM, George, INF, 1932-33
 GRAVES, Danny, P, 1997-2005
 GRAY, Jeff, P, 1988
 GREEN, Gary, INF, 1992
 GREEN, Gene, C, 1963
 GREENE, Rick, P, 1999
 GREENE, Willie, INF, 1992-98
 GREENGRASS, Jim, OF, 1952-55
 GREGG, Kevin, P, 2015
 GREGG, Tommy, OF, 1993
 GREGORIUS, Didi, INF, 2012
 GREGORY, Frank, P, 1912
 GRIFFEY SR., Ken, OF, 1973-81, '88-90
 GRIFFEY JR., Ken, OF, 2000-08
 GRIFFIN, Mike, P, 1989
 GRIFFIN, Pat, P, 1914
 GRIFFITH, Clark, P, 1909
 GRIFFITH, Tommy, OF, 1915-18
 GRIM, Bob, P, 1960
 GRIMSLEY, Ross, P, 1971-73
 GRISSOM, Lee, P, 1934-39
 GROH, Heinie, INF, 1913-21
 GROSS, Don, P, 1955-57
 GROSS, Kip, P, 1990-91
 GROTT, Matt, P, 1995
 GUARDADO, Eddie, P, 2006-07
 GUDAT, Marv, P, 1929
 GUERRERO, Wilton, INF, 2001-02
 GUESE, Whitley, P, 1901
 GUILLEN, Jose, OF, 2002-03
 GUISE, Witt, P, 1940
 GULLEN, Brad, C, 1984
 GULLETT, Don, P, 1970-76
 GULLICKSON, Bill, P, 1986-87
 GUMBERT, Harry, P, 1944, '46-49
 GUZMAN, Juan, RHP, 1999

H (138)

HAAS, Bert, INF/OF, 1942-43, '46-47
 HABERER, Emil, C/INF, 1901, '03, '09
 HACKER, Warren, P, 1957
 HADDIX, Harvey, P, 1958
 HAFEY, Bud, OF, 1939
 HAFEY, Chick, OF, 1932-35, '37
 HAFFORD, Leo, P, 1906
 HAGUE, Joe, INF/OF, 1972-73
 HAHN, Noodles, P, 1899-1905
 HAINES, Jesse, P, 1918
 HAIRSTON JR., Jerry, INF/OF, 2008-09
 HALL, Charley, P, 1906-07
 HALL, Josh, P, 2003
 HALL, Tom, P, 1972-75
 HALLAHAN, Bill, P, 1936-37
 HAMILTON, Billy, OF, 2013-17
 HAMILTON, Joey, P, 2001-03
 HAMILTON, Josh, OF, 2007
 HAMMOND, Chris, P, 1990-92, 2006
 HAMMONDS, Jeffrey, OF, 1998-99
 HANCOCK, Josh, P, 2004-05
 HAND, Donovan, P, 2015
 HANDLEY, Lee, INF, 1936
 HANIGAN, Ryan, C, 2007-13

HANNAHAN, Jack, INF, 2013-14
 HANSON, Erik, P, 1994
 HARANG, Aaron, P, 2003-10
 HARGRAVE, Bubbles, C, 1921-28
 HARLEY, Dick, OF, 1900-01
 HARMON, Chuck, INF/OF, 1954-56
 HARNISCH, Pete, P, 1998-01
 HARPER, George, OF, 1922-24
 HARPER, Jack, P, 1903-06
 HARPER, Tommy, OF, 1962-67
 HARRINGTON, Andy, P, 1913
 HARRIS, Bill, P, 1923-24
 HARRIS, Brendan, INF, 2006
 HARRIS, Greg, P, 1982-83
 HARRIS, Lenny, INF, 1988-89, '94-98
 HARRIS, Willie, INF/OF, 2012
 HARRIST, Earl, P, 1945
 HARTER, Frank, P, 1912-13
 HARTSEL, Topsy, OF, 1900
 HATCHER, Billy, OF, 1990-92
 HATFIELD, Fred, INF, 1958
 HATTEBERG, Scott, 1B, 2006-08
 HATTON, Grady, INF, 1946-54
 HAUGSTAD, Phil, P, 1952
 HAYDEN, Gene, P, 1958
 HAYES, Ben, P, 1982-83
 HAYES, Drew, P, 2016
 HAYNES, Jimmy, P, 2002-04
 HAZLE, Bob, OF, 1955
 HEATH, Mickey, INF, 1931-32
 HEATHCOTE, Cliff, OF, 1931-32
 HEILEMAN, Chink, INF, 1901
 HEILMANN, Harry, OF, 1930, '32
 HEISEY, Chris, OF, 2010-14
 HEISMAN, Crese, P, 1901-02
 HELMS, Tommy, INF, 1964-71
 HEMSLEY, Rollie, C, 1933, '42
 HENDERSON, Joe, P, 1976-77
 HENDERSON, Ken, OF, 1978-79
 HENDRICK, Harvey, INF, 1931-32
 HENRICH, Bobby, INF, 1957-59
 HENRY, Bill, P, 1960-65
 HENRY, Dwayne, P, 1992-93
 HERBERT, Ernie, P, 1913
 HEREDIA, Felix, P, 2003
 HERMAN, Babe, OF, 1932, '35-36
 HERMIDA, Jeremy, OF, 2011
 HERNANDEZ, Ariel, P, 2017
 HERNANDEZ, Cesar, OF, 1992-93
 HERNANDEZ, Ramon, C, 2009-11
 HERNANDEZ, Xavier, P, 1995-96
 HERRERA, Daniel Ray, P, 2008-10
 HERRMANN, LeRoy, P, 1935
 HERSHBERGER, Willard, C, 1938-40
 HERZOG, Buck, INF, 1914-16
 HETKI, John, P, 1945-48, '50
 HEUSSER, Ed, P, 1943-46
 HIGH, Andy, INF, 1932-33
 HILCHER, Whitley, P, 1931-32, '35-36
 HILL, Milton, P, 1991-93
 HILLER, Frank, P, 1952
 HILLMAN, Dave, P, 1962
 HINCHMAN, Bill, OF, 1905-06
 HINTON, Rich, P, 1976
 HITT, Roy, P, 1907
 HOAK, Don, INF, 1957-58
 HOBBS, Bill, INF, 1913, '16
 HOBLITZELL, Dick, INF, 1908-14
 HOCK, Ed, OF, 1923-24
 HOERNER, Joe, P, 1977
 HOFFMAN, Guy, P, 1987
 HOGAN, Kenny, OF, 1921
 HOLBERT, Aaron, INF, 2005
 HOLCOMBE, Ken, P, 1948
 HOLDEN, Bill, OF, 1914
 HOLKE, Walter, INF, 1925
 HOLLAND, Mul, P, 1926
 HOLLANDSWORTH, Todd, OF, 2006
 HOLLANDSWORTH, Al, P, 1935-38
 HOLMBERG, David, P, 2014-15

HOLT, Tyler, OF, 2015-16
 HOOK, Jay, P, 1957-61
 HOOKER, Cy, P, 1902-03
 HOOPER, Bob, P, 1955
 HOOVER, J.J., P, 2012-16
 HOPPER, Norris, OF, 2006-08
 HORSEY, Hanson, P, 1912
 HORST, Jeremy, P, 2011
 HOUSE, Frank, C, 1960
 HOUSEHOLDER, Paul, OF, 1980-84
 HOWARD, Thomas, OF, 1993-96
 HOWELL, Dixie, C, 1949-52
 HOWELL, Jay, P, 1980
 HOWELL, Millard, P, 1949
 HOY, Dummy, OF, 1894-97, 1902
 HUDEK, John, P, 1998-99
 HUDGENS, Jimmy, INF, 1925-26
 HUDSON, Luke, P, 2002, '04-05
 HUGGINS, Miller, INF, 1904-09
 HUGHES, Keith, OF, 1993
 HUGHES, Tommy, P, 1948
 HUHN, Emil, C, 1916-17
 HULSWITT, Rudy, INF, 1908
 HUME, Tom, P, 1977-85, '87
 HUMMEL, Tim, INF, 2003-04
 HUMPHRIES, Bert, P, 1911-12
 HUNT, Ken, P, 1961
 HUNTER, Brian R., INF/OF, 1994-95
 HUNTER, Brian L., OF, 2000
 HUNTER, Ed, INF, 1933
 HURDLE, Clint, OF, 1982
 HURLEY, Jerry, C, 1901
 HUTCHINGS, Johnny, P, 1940-41
 HUTTON, Mark, P, 1998

I (5)

IGLESIAS, Raisel, P, 2015-2017
 INGERSOLL, Bob, P, 1914
 IRIBARREN, Herman, INF/OF, 2016
 IRWIN, Charlie, OF, 1896-1901
 IZTURIS, Cesar, INF, 2013

J (48)

JABLONSKI, Ray, INF, 1955-56
 JACKSON, Al, P, 1969
 JACKSON, Damian, INF, 1997-98
 JACKSON, Danny, P, 1988-90
 JACKSON, Mike, P, 1995
 JACOBS, Art, P, 1939
 JACOBUS, Larry, P, 1918
 JAMES, Charlie, OF, 1965
 JANISH, Paul, INF, 2008-11
 JANSEN, Larry, P, 1956
 JARVIS, Kevin, P, 1994-97
 JAVIER, Julian, INF, 1972
 JAY, Joey, P, 1961-66
 JEFFCOAT, Hal, P, 1956-59
 JEFFERSON, Reggie, INF, 1991
 JEFFERSON, Stan, OF, 1991
 JENNINGS, Robin, OF, 2001
 JIMENEZ, D'Angelo, INF, 2003-05
 JOHNS, Ollie, P, 1905
 JOHNSON, Alex, OF, 1968-69
 JOHNSON, Bob, INF, 1968
 JOHNSON, Brian, C, 1999
 JOHNSON, Darrell, C, 1961-62
 JOHNSON, Deron, INF, 1964-67
 JOHNSON, George "Chief", P, 1913-14
 JOHNSON, Hank, P, 1939
 JOHNSON, Jason, P, 2006
 JOHNSON, Ken, P, 1961
 JOHNSON, Si, P, 1928-36
 JOHNSON, Syl, P, 1934
 JOHNSTON, Doc, INF, 1909
 JONES, Chris, OF, 1991
 JONES, Jeff, INF/OF, 1983
 JONES, Mack, OF, 1968
 JONES, Sherman, P, 1961
 JONES, Todd, P, 2004
 JONES, Tracy, OF, 1986-88

JONES, Willie, INF, 1959-61
 JOOST, Eddie, INF, 1936-37, '39-42
 JORDAN, Buck, INF, 1937-38
 JORDAN, Niles, P, 1952
 JORDAN, Ricardo, P, 1998
 JORGENSEN, Pinky, OF, 1937
 JORGENSEN, Ryan, C, 2007
 JUDE, Frank, OF, 1906
 JUDSON, Howie, P, 1953-54
 JUST, Joe, C, 1944-45
 JUUL, Herb, P, 1911

K (72)

KAHOE, Mike, C, 1895, 1899-1901
 KAISER, Jeff, P, 1993
 KAMPOURIS, Alex, INF, 1934-38
 KANE, John, OF, 1907-08
 KARGER, Ed, P, 1909
 KASKO, Eddie, INF, 1959-63
 KATZ, Bob, P, 1944
 KAZAK, Eddie, INF, 1952
 KEARNS, Austin, OF, 2002-06
 KECK, Frank, P, 1922-23
 KEEFE, Bob, P, 1911-12
 KEISLER, Randy, P, 2005
 KELLEHER, Frank, OF, 1942-43
 KELLEY, Joe, INF/OF, 1902-06
 KELLY, Kenny, OF, 2005
 KELNERY, Alex, P, 1958
 KELLOGG, Bill, INF, 1914
 KELLUM, Wm, P, 1904
 KELLY, Bob, P, 1953, '58
 KELLY, George, INF, 1927-30
 KELLY, Kenny, OF, 2005
 KELLY, Mike, OF, 1996-97
 KELLY, Roberto, OF, 1993-94
 KELSO, Bill, P, 1968
 KEMNER, Dutch, P, 1929
 KENNEDY, Bill, P, 1956-57
 KENNEDY, Junior, INF, 1974, '78-81
 KENNEDY, Vern, P, 1945
 KEOUGH, Marty, INF/OF, 1962-65
 KERRINGTON, Jeff, INF/OF, 2007-08
 KERN, Jim, P, 1982
 KERWIN, Dan, OF, 1903
 KESSINGER, Keith, INF, 1993
 KIESCHNICK, Brooks, INF/OF, 2000
 KILLEFER, Red, OF, 1914-16
 KIM, Sun-Woo, P, 2006
 KIMMICK, Wally, INF, 1921-23
 KING, Clyde, P, 1953
 KING, Hal, C, 1973-74
 KIPPETT, Ed, OF, 1914
 KIRBY, Clay, P, 1974-75
 KIVLEHAN, Patrick, INF/OF, 2016-17
 KLAUS, Bob, INF, 1964
 KLEE, Ollie, OF, 1925
 KLEINHANS, Ted, P, 1934, '37-38
 KLING, Johnny, C, 1913
 KLINGENBECK, Scott, P, 1998
 KLIPPSTEIN, John, P, 1955-58, '62
 KLUSZEWSKI, Ted, INF, 1947-57
 KNETZER, Elmer, P, 1916-17
 KNICELY, Alan, C, 1983-85
 KNIGHT, Ray, INF, 1974, '77-81
 KNISLEY, Pete, OF, 1912
 KOELLING, Brian, INF, 1993
 KOENIG, Mark, INF, 1934
 KOESTNER, Elmer, P, 1914
 KOLP, Ray, P, 1927-34
 KONERKO, Paul, INF, 1998
 KONNICK, Mike, C/INF, 1909-10
 KONSTANTY, Jim, P, 1944
 KOPF, Larry, INF, 1916-17, '19-21
 KOSCO, Andy, OF, 1973-74
 KOSMAN, Mike, INF, 1944
 KOY, Ernie, OF, 1941-42
 KRAUSE, Charles, INF, 1901
 KRENCHICKI, Wayne, INF, 1982-85
 KRESS, Charlie, INF, 1947, '49

KRIVDA, Rick, P, 1998
KROON, Marc, P, 1998
KRUGER, Art, OF, 1907
KRUEGER, Ernie, C, 1925
KYLE, Andy, OF, 1912

L (81)

LaCOSS, Mike, P, 1978-81
LAKEMAN, Al, C, 1942-47
LAMANNIO, Ray, C, 1941-42, '46-48
LaMARRRE, Ryan, OF, 2015
LAMB, John, P, 2015-16
LAMBERT, Clay, P, 1946-47
LAMER, Pete, C, 1907
LANDESTOY, Rafael, INF, 1981-83
LANDRITH, Hobie, C, 1950-55
LANDRUM, Bill, P, 1986-87, '93
LANE, Jerry, P, 1954-55
LANG, Don, INF, 1938
LaPALME, Paul, P, 1956
LARKIN, Andy, P, 2000
LARKIN, Barry, INF, 1986-2004
LARKIN, Stephen, INF, 1998
LARSON, Brandon, INF, 2001-04
LaROSS, Harry, OF, 1914
LaRUE, Jason, C, 1999-2006
LATOS, Mat, P, 2012-14
LAWING, Garland, OF, 1946
LAWLESS, Tom, INF, 1982, '84
LAWRENCE, Brooks, P, 1956-60
LAYANA, Tim, P, 1990-91
LEACH, Tommy, OF, 1915
LEAKE, Mike, P, 2010-15
LEAR, King, P, 1914-15
LEARY, Frank, P, 1907
LEARY, Tim, P, 1989
LeCURE, Sam, P, 2010-15
LEE, Bob, P, 1967-68
LEE, Cliff, OF, 1924
LEE, Terry, INF, 1990-91
LEHR, Justin, P, 2009
LEBRANDT, Charlie, P, 1979-82
LERCHEN, George, OF, 1953
LESLEY, Brad, P, 1982-84
LEWIS, Darren, OF, 1995
LEWIS, Fred, OF, 1911
LEWIS, Mark, INF, 1995, 1999-2000
LEWIS, Richie, P, 1997
LIBKE, Al, OF, 1945-46
LIDLE, Cory, P, 2004
LILLQUIST, Derek, P, 1996
LINCOLN, Mike, P, 2008-10
LINDSEY, Jim, P, 1934
LIPON, Johnny, INF, 1954
LISENBEE, Hod, P, 1945
LITWHILER, Danny, OF, 1948-51
LIVELY, Bud, P, 1947-49
LIVENGOOD, Wes, P, 1939
LIVINGSTON, Bobby, P, 2007
LIVINGSTON, Paddy, C, 1906
LOBERT, Hans, INF, 1906-10
LOCKE, Bobby, P, 1965
LOCKLEAR, Gene, OF, 1973
LOCKMAN, Whitey, INF, 1959-60
LOGAN, Bob, P, 1941
LOHR, Howard, OF, 1914
LOHRMAN, Bill, P, 1944
LOHSE, Kyle, P, 2006-07
LOMBARDI, Ernie, C, 1932-41
LOPEZ, Felipe, INF, 2003-06
LOPEZ, Luis, INF, 2005
LOPEZ, Pedro, INF, 2007
LOPEZ, Raffy, C, 2016
LORENZEN, Michael, P, 2015-17
LOUDEN, Baldy, INF, 1916
LOWE, George, P, 1920
LOWN, Turk, P, 1958
LOWREY, Peanuts, OF, 1949-50
LUCAS, Red, P, 1926-33
LUDWICK, Ryan, OF, 2012-14

LUEBBERS, Larry, P, 1993, 2000
LUKON, Eddie, OF, 1941, '45-47
LUM, Mike, OF, 1976-78
LUMQUE, Dolf, P, 1918-29
LUTZ, Donald, OF, 2013-14
LUTZ, Red, C, 1922
LYNCH, Jerry, OF, 1957-63
LYONS, Curt, P, 1996

M (165)

MABE, Bob, P, 1959
MACHADO, Anderson, INF, 2004-05
MacFAYDEN, Danny, P, 1935
MacRAE, Scott, P, 2001
MADISON, Scotti, INF, 1989
MAGEE, Lee, INF, 1918
MAGEE, Sherry, INF/OF, 1917-19
MAGILL, Matt, P, 2016
MAGOON, George, INF, 1901-03
MAHLE, Tyler, P, 2017
MAHLER, Rick, P, 1989-90
MAHONEY, Dan, OF, 1911
MAJEWSKI, Gary, P, 2006-08
MALLOY, Bob, P, 1943-44, '46-47
MALONEY, Billy, OF, 1902
MALONEY, Jim, P, 1960-70
MALONEY, Matt, P, 2009-11
MANION, Clyde, C, 1932-34
MANN, Les, OF, 1923
MANUEL, Robert, P, 2009
MANZANILLO, Josias, P, 2003
MARKLE, Cliff, P, 1921-22
MARQUARD, Rube, P, 1921
MARQUIS, Bob, OF, 1953
MARQUIS, Jason, P, 2015
MARSANS, Armando, OF, 1911-14
MARSHALL, Bill, INF, 1934
MARSHALL, Max, OF, 1942-44
MARSHALL, Sean, P, 2012-14
MARSHALL, Willard, OF, 1952-53
MARTIN, Barney, P, 1953
MARTIN, Billy, INF, 1960
MARTINEZ, Carmelo, INF/OF, 1991
MARTINEZ, Dave, OF, 1992
MARTINEZ, Pedro A., P, 1996-97
MASHORE, Clyde, OF, 1969
MASON, Del, P, 1906-07
MASSET, Nick, P, 2008-11
MATEO, Ruben, OF, 2002-03
MATHEWSON, Christy, P, 1916
MATTHEUS, Ryan, P, 2015
MATTHEWS, Mike, P, 2004
MATTICK, Bobby, INF, 1941-42
MAY, Jackie, P, 1924-30
MAY, Lee, INF, 1965-71
MAYS, Carl, P, 1924-28
MAYS, Joe, P, 2006
McBETH, Marcus, P, 2007
McBRIDE, Algie, OF, 1898-1901
McCABE, Swat, OF, 1909-10
McARTHUR, Bill, C, 1907
McARTHUR, Tom, P, 1908
McCLENDON, Lloyd, C/INF, 1987-88
McCLUSKEY, Harry, P, 1915
McCOOL, Billy, P, 1964-68
McCORMICK, Frank, INF, 1934, '37-45
McCORMICK, Mike, OF, 1940-43, '46
McCOSKY, Barney, OF, 1951
McCRACKEN, Quinton, OF, 2006
McCURDY, Harry, INF, 1934
McDONALD, Darrell, OF, 2009
McDONALD, Tex, INF, 1912-13
McELROY, Chuck, P, 1994-96
McENANEY, Will, P, 1974-76
McFADDEN, Barney, P, 1901
McGAFFIGAN, Andy, P, 1984-85
McGLIVRAY, Bill, OF, 1908
McGINN, Dan, P, 1968
McGLOTHLIN, Jim, P, 1970-73
McGRANER, Howard, P, 1912

McGUIRE, Deck, P, 2017
McGRIFF, Terry, C, 1987-90
McINTIRE, Harry, P, 1913
McKECHNIE, Bill, INF, 1916-17
McKENRY, Limb, P, 1915-16
McLAUGHLIN, Kid, OF, 1914
McLEAN, Larry, C, 1906-12
McLISH, Cal, P, 1960
McMANUS, Joe, P, 1913
McMILLAN, Roy, INF, 1951-60
McMILLAN, Tommy, INF, 1910
McMULLEN, Hugh, C, 1929
McQUAID, Herb, P, 1923
McQUEEN, Mike, P, 1974
McQUILLAN, George, P, 1911
McQUINN, George, INF, 1936
McRAE, Hal, INF/OF, 1968, '70-72
McWEENY, Doug, P, 1930
MEADOWS, Rufe, P, 1926
MEDEIROS, Roy, INF, 1945
MEEKER, Ray, P, 1926
MEEKS, Sammy, INF, 1949-51
MEINKE, Bob, INF, 1910
MEISTER, Karl, OF, 1913
MEJIAS, Sam, OF, 1979-81
MELE, Dutch, OF, 1937
MELE, Sam, OF, 1955
MELLA, Keury, P, 2017
MELVILLE, Tim, P, 2016
MENENDEZ, Tony, P, 1992
MENKE, Denis, INF, 1972-73
MERCADER, Hector, P, 2000-01
MERCKER, Kent, P, 1997, 2003, '05-06, '08
MERRIMAN, Lloyd, OF, 1949-51, '54
MERRITT, Jim, P, 1969-72
MESNER, Steve, INF, 1943-45
MESORACO, Devin, C, 2011-17
MEUSEL, Bob, OF, 1930
MEYER, Russ, P, 1956
MICHALAK, Chris, P, 2006
MIDKIFF, Ezra, INF, 1909
MIKSI, Eddie, INF, 1958
MILLER, Bob, P, 1962
MILLER, Corky, C, 2001-04, '09-10, '13
MILLER, Doc, OF, 1914
MILLER, Eddie, INF, 1936-37, '43-47
MILLER, Ward, OF, 1909-10
MILLIGAN, Randy, INF, 1993
MILNER, Eddie, OF, 1980-86, '88
MILTON, Eric, P, 2005-07
MINAHAN, Cotton, P, 1907
MINARCIN, Rudy, P, 1955
MINUTELLI, Gino, P, 1990-91
MITCHELL, Clarence, P, 1916-17
MITCHELL, Keith, OF, 1996
MITCHELL, Kevin, OF, 1993-94, '96
MITCHELL, Mike, OF, 1907-12
MITCHELL, Roy, P, 1918-19
MODAK, Mike, P, 1945
MOEHLER, Brian, P, 2002
MOELLER, Chad, C, 2007
MOLLWITZ, Fritz, INF, 1914-16
MONTGOMERY, Jeff, P, 1987
MOORE, Dee, C, 1936-37
MOORE, Gene, Sr., P, 1912
MOORE, Gene, Jr., OF, 1931
MOORE, Johnny, OF, 1933-34
MOORE, Marcus, P, 1996
MOORE, Whitey, P, 1936-42
MOOTY, Jake, P, 1936-37
MORAN, Herbie, OF, 1914
MOREJON, Dan, OF, 1958
MORGAN, Cy, P, 1913
MORGAN, Joe, INF, 1972-79
MORGAN, Mike, P, 1996-97
MORIARTY, Bill, INF, 1909
MORRIS, A.J., P, 2016
MORRIS, Hal, 1B, 1990-97, 1999-2000
MORRISSEY, Jack, INF, 1902-03

MORRISSEY, Jo-Jo, INF, 1932-33
MOSCOT, Jon, P, 2015-16
MOSELEY, Earl, P, 1916
MOSEY, Arnie, OF, 1937
MOSKAU, Paul, P, 1977-81
MOSS, Howie, INF/OF, 1946
MOTTOLA, Chad, OF, 1996
MOWREY, Mike, INF, 1905-09
MUELLER, Ray, C, 1943-44, '46-49
MURPHY, Dick, INF, 1954
MURPHY, Rob, P, 1985-88
MURRAY, Dale, P, 1977-78
MYERS, Billy, INF, 1935-40
MYERS, Hy, OF, 1925
MYERS, Randy, P, 1990-91
MYETTE, Aaron, P, 2004

N (35)

NAKTENIS, Pete, P, 1939
NAPIER, Buddy, P, 1920-21
NAVARRO, Dioner, C, 2012
NEAGLE, Denny, P, 1999-2000
NEAL, Charlie, INF, 1963
NEALE, Greasy, OF, 1916-22, '24
NEGRON, Kristopher, IF/OF, 2012, 2014-15
NEHF, Art, P, 1926-27
NELSON, Emmett, P, 1935-36
NELSON, Red, P, 1913
NELSON, Roger, P, 1973-74
NEVEL, Ernie, P, 1953
NEWCOMBE, Don, P, 1958-60
NEWTON, Doc, P, 1900-01
NICHOLS, Chet, P, 1964
NICHUNG, Chris, P, 2001
NIEHAW, Al, INF, 1925
NIEHOFF, Bert, INF, 1913-14
NIEMES, Jack, P, 1943
NIEVES, Melvin, OF, 1998
NIGGELING, Johnny, P, 1939
NITKOWSKI, C.J., P, 1995
NIX, Laynce, OF, 2009-10
NOCE, Paul, INF, 1990
NOLAN, Gary, P, 1967-73, '75-77
NOLAN, Joe, C, 1980-81
NORIEGA, John, P, 1969-70
NORMAN, Fred, P, 1973-79
NORTEN, Hub, OF, 1911
NORTHEY, Ron, OF, 1950
NORTON, Phil, P, 2003-04
NOTTEBART, Don, P, 1966-67
NUNN, Howie, P, 1961-62
NUNNALLY, Jon, OF, 1997-99
NUXHALL, Joe, P, '44, 1952-60, '62-66

O (29)

OAKES, Rebel, OF, 1909
O'BRIEN, Mike, C, 1981-82
O'BRIEN, Pete, INF, 1901
OCHOA, Alex, OF, 2000-01
ODWELL, Fred, OF, 1904-07
OESTER, Ron, INF, 1978-90
O'FARRELL, Bob, C, 1934
OGDEN, Jack, P, 1931-32
OHLENDORF, Ross, P, 2016
OLDHAM, John, P, 1956
OLIVER, Joe, C, 1989-94, '96-97
OLMEDO, Ray, INF, 2003-06
OLSON, Ivy, INF, 1915
ONDRUSEK, Logan, P, 2010-14
O'NEILL, Mike, OF, 1907
O'NEILL, Paul, OF, 1985-92
O'NEILL, Peaches, C/INF, 1904
ORTIZ, Ramon, P, 2005
OSBURN, Pat, P, 1974
OSTEEN, Claude, P, 1957, '59-61
OSTEEN, Darrell, P, 1965-67
OTOOLE, Jim, P, 1958-66
OTOOLE, Marty, P, 1908
OUTLAW, Jimmy, INF, 1937-38

OVERALL, Orval, P, 1905-06
 OWCHINKO, Bob, P, 1984
 OWENS, Eric, INF/OF, 1995-97
 OWENS, Jim, P, 1963
 OWINGS, Micah, P, 2008-10

P (86)

PACHECO, Jordan, INF/OF, 2016
 PACILLO, Pat, P, 1987-88
 PACKARD, Gene, P, 1912-13
 PADILLA, Juan, P, 2004
 PALYS, Stan, OF, 1955-56
 PAPPAS, Milt, P, 1966-68
 PARRIS, Kelly, INF, 1983
 PARKER, Dave, OF, 1984-87
 PARKER, Doc, P, 1901
 PARRA, Manny, P, 2013-15
 PARRIS, Steve, P, 1998-2000
 PARTCH, Curtis, P, 2013-14
 PASCUAL, Camilo, P, 1969
 PASKERT, Dode, OF, 1907-10, '21
 PASTORE, Frank, P, 1979-85
 PATTERSON, Claire, OF, 1909
 PATTERSON, Corey, OF, 2008
 PAUL, Xavier, OF, 2012-13
 PAUXTIS, Si, C, 1909
 PAVLETICH, Don, C, 1957, '59, '62-68
 PEARCE, Ducky, C, 1908-09
 PEARCE, Jim, P, 1954-55
 PEARSON, Monte, P, 1941
 PEGUÉS, Steve, OF, 1994
 PEITZ, Heinie, C/INF, 1896-1904
 PELLAGRINI, Eddie, INF, 1952
 PENA, Braylan, C/1B, 2014-15
 PENA, Jose, P, 1969
 PENA, Orlando, P, 1958-60
 PENA, Wily Mo, OF, 2002-05
 PENDLETON, Jim, INF/OF, 1959
 PENDLETON, Terry, INF, 1997
 PENNINGTON, Brad, P, 1995
 PERALTA, Wandy, P, 2016-17
 PERAZA, Jose, INF/OF, 2016-17
 PEREZ, Eduardo, INF, 1996-98
 PEREZ, Miguel, C, 2005
 PEREZ, Tony, INF, 1964-76, '84-86
 PERKOWSKI, Harry, P, 1947, '49-54
 PERRY, Pat, P, 1987-88
 PERRY, Scott, P, 1917
 PETAGINE, Roberto, INF, 1998
 PETERSON, Kent, P, 1944, '47-51
 PETOSKY, Ted, OF, 1934-35
 PETTYJOHN, Adam, P, 2008
 PHELAN, Art, INF, 1910, '12
 PHELPS, Ed, C, 1905-06
 PHILLIPS, Andy, INF, 2008
 PHILLIPS, Bill, P, 1895, 1899-1903
 PHILLIPS, Brandon, INF, 2006-16
 PHILLIPS, Damon, INF, 1942
 PHIPPS, Denis, OF, 2012
 PICINICH, Val, C, 1926-28
 PICK, Eddie, OF, 1923-24
 PICKERING, Calvin, INF, 2001
 PICONE, Mario, P, 1954
 PIERSOLL, Chris, P, 2001
 PIET, Tony, INF, 1934-35
 PILLETTE, Herman, P, 1917
 PINEDA, Luis, P, 2002
 PINELLI, Babe, INF, 1922-27
 PINSON, Vada, OF, 1958-68
 PIPP, Wally, INF, 1926-28
 PITTINGER, Pinky, INF, 1927-29
 PLUMMER, Bill, C, 1970-77
 PODBIELAN, Bud, P, 1952-55, '57
 POLAND, Hugh, C, 1947-48
 POLIVKA, Ken, P, 1947
 POOL, Harlin, OF, 1934-35
 POOLE, Ed, P, 1902-03
 PORTUGAL, Mark, P, 1995-96
 POST, Wally, OF, 1949, '51-57, '60-63
 POWELL, Bill, P, 1913
 POWELL, Ross, P, 1993

POWER, Ted, P, 1983-87, 1991
 POWERS, Johnny, OF, 1959
 PRAMESA, John, C, 1949-51
 PRICE, Joe, P, 1980-86
 PRIEST, Eddie, P, 1998
 PROTHRO, Doc, INF, 1926
 PROUGH, Bill, P, 1912
 PUGH, Tim, P, 1992-96
 PULEO, Charlie, P, 1983-84
 PURDY, Pid, OF, 1927-29
 PURKEY, Bob, P, 1958-64
 PYLE, Harlan, P, 1928

Q (4)

QUEEN, Mel, P/OF, 1964-69
 QUINN, Jack, P, 1933
 QUINN, Joe, INF, 1900
 QUIÑONES, Luis, INF, 1988-91

R (108)

RABE, Charlie, P, 1957-58
 RACKLEY, Marv, OF, 1950
 RAFFENSBERGER, Ken, P, 1947-54
 RAGAN, Pat, P, 1909
 RAMIREZ, Elizardo, P, 2005-07
 RAMIREZ, JC, P, 2016
 RAMIREZ, Ramon, P, 2008-09
 RAMOS, Chucho, OF, 1944
 RAMOS, Pedro, P, 1969
 RAMSDELL, Willie, P, 1950-51
 RANDA, Joe, INF, 2005
 RANDALL, Scott, P, 2003
 RARIDEN, Bill, C, 1919-20
 RASMUSSEN, Dennis, P, 1987-88
 RATH, Morrie, INF, 1919-20
 RAWLINGS, Johnny, INF, 1914
 REAGAN, Rip, P, 1903
 REARDON, Jeff, P, 1993
 REDMOND, Todd, P, 2012
 REDUS, Gary, OF, 1982-85
 REED, Cody, P, 2016-17
 REED, Jeff, C, 1988-92
 REED, Rick, P, 1995
 REESE, Pokey, INF, 1997-01
 REGAN, Mike, P, 1917-19
 REHG, Wally, OF, 1919
 REINEKE, Chad, P, 2011
 REITH, Brian, P, 2001, '03-04
 REITSMA, Chris, P, 2001-03
 RENMLINGER, Mike, P, 1995-98
 RENDA, Tony, INF, 2016
 RENTERIA, Edgar, INF, 2011
 RETTENMUND, Merv, OF, 1974-75
 REUSS, Jerry, P, 1987
 REYES, Dennis, P, 1998-2001
 REYNOLDS, Greg, P, 2013
 RHODES, Arthur, P, 2009-10
 RHODES, Charlie, P, 1908
 RIBANT, Dennis, P, 1969
 RICE, Harry, OF, 1933
 RICE, Len, C, 1944
 RICHAIR, Danny, INF, 2008-09
 RICHARDS, Duane, P, 1960
 RICHARDSON, Jeff, INF, 1989
 RICHARDSON, Nolen, INF, 1938-39
 RICHMOND, Beryl, P, 1934
 RICKERT, Marv, OF, 1948
 RICONDA, Harry, INF, 1930
 RIDDLE, Elmer, P, 1939-45, '47
 RIDDLE, Johnny, C, 1941, '44-45
 RIDZIK, Steve, P, 1955
 RIEDLING, John, P, 2000-04
 RIGGS, Lew, INF, 1935-40
 RIJO, Jose, P, 1988-95, 2001-02
 RING, Jimmy, P, 1917-20
 RIPPLE, Jimmy, OF, 1940-41
 RITCHIE, Jay, P, 1968
 RIVERA, Ruben, OF, 2001
 RIXEY, Eppa, P, 1921-33
 RIZZO, Johnny, OF, 1940
 ROBELLO, Tony, INF, 1933-34

ROBERTS, Bip, INF/OF, 1992-93
 ROBERTSON, Dick, P, 1913
 ROBINSON, Derrick, OF, 2013
 ROBINSON, Floyd, OF, 1967
 ROBINSON, Frank, OF, 1956-65
 ROBINSON, Kerry, OF, 1999
 ROBINSON, Rabbit, INF, 1910
 ROBINSON, Ron, P, 1984-90
 RODGERS, Bill, INF, 1915-16
 RODRIGUEZ, Felix, P, 1997
 RODRIGUEZ, Frankie, P, 2001
 RODRIGUEZ, Henry, INF, 2012-13
 RODRIGUEZ, Rosario, P, 1989-90
 RODRIGUEZ, Yorman, OF, 2014
 ROENICKE, Josh, P, 2008-09
 ROENICKE, Ron, OF, 1988
 ROESLER, Mike, P, 1989
 ROETTGER, Wally, OF, 1931-33
 ROGGE, Clint, P, 1921
 ROJAS, Cookie, INF, 1962
 ROLEN, Scott, 3B, 2009-12
 ROMANO, Jason, OF, 2004-05
 ROMANO, Sal, P, 2017
 ROOMES, Rolando, OF, 1989-90
 ROPER, John, P, 1993-95
 ROSALES, Adam, INF, 2008-09
 ROSE, Pete, INF/OF, 1963-78, '84-86
 ROSE, Pete, Jr., INF, 1997
 ROSS, Cliff, P, 1954
 ROSS, Cody, OF, 2006
 ROSS, David, C, 2006-08
 ROSSI, Joe, C, 1952
 ROTH, Frank, C, 1909-10
 ROUSH, Edd, OF, 1916-26, '31
 ROWAN, Jack, P, 1908-10, '13-14
 ROWDON, Wade, INF, 1984-86
 RUBERTO, Sonny, C, 1972
 RUDOLPH, Don, P, 1959
 RUETHER, Dutch, P, 1917-20
 RUFFIN, Johnny, P, 1993-96
 RUIZ, Chico, INF, 1964-69
 RUNNELLS, Tom, INF, 1985-86
 RUSIE, Amos, P, 1901
 RUSKIN, Scott, P, 1992-93
 RUSSELL, Jeff, P, 1983-84
 RYAN, B.J., P, 1999
 RYAN, Connie, INF, 1950-51, '54

S (188)

SAARLOOS, Kirk, P, 2007
 SABO, Chris, INF, 1988-93, '96
 SADLER, Donnie, INF, 2001
 SALKELD, Roger, P, 1996
 SALMON, Brad, P, 2007
 SALLEE, Slim, P, 1919-20
 SAMPSON, Keyvius, P, 2015-16
 SAMUEL, Juan, INF, 1993
 SANBERG, Gus, C, 1923-24
 SANCHEZ, Jesus, P, 2004
 SANCHEZ, Raul, P, 1957, '60
 SANDERS, Deion, OF, 1994-95, '97, 2001
 SANDERS, Reggie, OF, 1991-98
 SANDERS, Roy, P, 1917
 SANFORD, Mo, P, 1991
 SANTIAGO, Benito, C, 1995, 2000
 SANTIAGO, Ramon, INF, 2014
 SANTO DOMINGO, Rafael, INF, 1979
 SANTOS, Victor, P, 2007
 SAPPETT, Dave, OF, 2011
 SARDINHA, Dane, C, 2003, '05
 SARMIENTO, Manny, P, 1976-79
 SAUER, Hank, OF, 1941-42, '45, '48-49
 SAVAGE, Ted, OF, 1969
 SAVIDGE, Ralph, P, 1908-09
 SAVRANSKY, Moe, P, 1954
 SCANTLEBURY, Pat, P, 1956
 SCARSELLA, Les, INF, 1935-37, '39
 SCHAEFFER, Jimmie, C, 1968
 SCHEBLER, Scott, OF, 2016-17
 SCHEFFING, Bob, C, 1950-51
 SCHEINBLUM, Richie, OF, 1973

SCHERRER, Bill, P, 1982-84, '87
 SCHLEI, George, C, 1904-08
 SCHMIDT, Bob, C, 1961
 SCHMIDT, Willard, P, 1958-59
 SCHMITZ, Johnny, P, 1952
 SCHREIBER, Pete, P, 1914-18
 SCHNELL, Karl, P, 1922-23
 SCHOENEWEIS, Scott, P, 2006
 SCHOTT, Gene, P, 1935-38
 SCHOUREK, Pete, P, 1994-97
 SCHREIBER, Barney, P, 1911
 SCHREIBER, Hank, INF, 1919
 SCHULMERICH, Wes, OF, 1934
 SCHULT, Art, INF/OF, 1956-57
 SCHULTZ, Howie, INF, 1948
 SCHULTZ, Joe, OF, 1925
 SCHULTZ, Mike, P, 1947
 SCHULZ, Al, P, 1916
 SCHUMAKER, Skip, INF/OF, 2014-15
 SCOTT, Dick, P, 1901
 SCOTT, Donnie, C, 1991
 SCOTT, Ed, P, 1900
 SCOTT, Everett, INF, 1926
 SCOTT, Jack, P, 1922
 SCUDDER, Scott, P, 1989-91
 SEAVER, Tom, P, 1977-82
 SEBRA, Bob, P, 1989
 SEBRING, Jimmy, OF, 1904-05
 SECORY, Frank, OF, 1942
 SEE, Charlie, OF, 1919-21
 SELBY, Bill, INF, 2001
 SELSKY, Steve, OF, 2016
 SEMINICK, Andy, C, 1952-55
 SERAFINI, Danny, P, 2003
 SERVICE, Scott, P, 1993-94, '96-97
 SEVEREID, Hank, C, 1911-13
 SEXTON, Chris, INF, 2000
 SEYMOUR, Cy, OF, 1902-06
 SHACKELFORD, Brian, P, 2005-06
 SHACKELFORD, Kevin, P, 2017
 SHAMSKY, Art, OF, 1965-67
 SHANER, Wally, INF/OF, 1929
 SHAUTE, Joe, P, 1934
 SHAW, Jeff, P, 1996-98
 SHEAN, Dave, INF, 1917
 SHECKARD, Jimmy, OF, 1913
 SHEARN, Tom, P, 2007
 SHEEHAN, Tom, P, 1924-25
 SHEVLIN, Jimmy, INF, 1932, '34
 SHIRLEY, Bob, P, 1982
 SHIVER, Ivey, OF, 1934
 SHOFFNER, Milt, P, 1939-40
 SHOKES, Eddie, INF, 1941, '46
 SHORT, Bill, P, 1969
 SHORTEN, Chick, OF, 1924
 SHOUN, Clyde, P, 1942-44, '46-47
 SICKING, Eddie, INF, 1920
 SIEGLE, Johnny, OF, 1905-06
 SIERRA, Candy, P, 1988
 SIERRA, Ruben, OF, 1997
 SIGAFOOS, Frank, INF, 1931
 SILVA, Jose, P, 2002
 SILVERA, Al, OF, 1955-56
 SIMMONS, Al, OF, 1939
 SIMON, Alfredo, P, 2012-14, 2016
 SIMPSON, Allan, P, 2005
 SIMPSON, Dick, OF, 1966-67
 SIMPSON, Wayne, P, 1970-72
 SINCOCK, Bert, P, 1908
 SIPEK, Dick, OF, 1945
 SISLER, Dave, P, 1962
 SISLER, Dick, OF, 1952
 SKAUGSTAD, Dave, P, 1957
 SKINNER, Bob, OF, 1963-64
 SLADE, Gordon, INF, 1934-35
 SLAGLE, Walt, P, 1910
 SMILEY, John, P, 1993-97
 SMITH, Bob, P, 1933
 SMITH, Chick, P, 1913
 SMITH, Elmer E, OF/P, 1886-89, 1898-1900
 SMITH, Elmer J., OF, 1925

SMITH, Frank E., P, 1911-12
 SMITH, Frank T., P, 1950-54, '56
 SMITH, Fred, P, 1907
 SMITH, George, P, 1918
 SMITH, Hal, C, 1964
 SMITH, Harry, C, 1917-18
 SMITH, Jimmy, INF, 1919
 SMITH, Jordan, P, 2010-11
 SMITH, Josh, P, 2015-16
 SMITH, Lee, RHP, 1996
 SMITH, Mike, P, 1984-86
 SMITH, Mitt, INF, 1955
 SMITH, Paul, OF, 1916
 SMITH, Pete, P, 1995
 SMITH, Willie, INF, 1971
 SMITHERMAN, Stephen, OF, 2003
 SMOOT, Homer, OF, 1906
 SNIDER, Van, OF, 1988-89
 SOMSEN, Layne, P, 2016
 SOTO, Mario, P, 1977-88
 SOTO, Neftali, INF, 2013-14
 SPADE, Bob, P, 1907-10
 SPENCER, Daryl, INF, 1963
 SPILMAN, Harry, INF, 1978-81
 SPRADLIN, Jerry, P, 1993-94, '96
 SPRAGUE, Ed, P, 1971-73
 SPRINGER, Brad, P, 1926
 SPRINGER, Russ, P, 2010
 STAHL, Larry, OF, 1973
 STALEY, Gerry, P, 1955
 STALLCUP, Virgil, INF, 1947-52
 STANAGE, Oscar, C, 1906
 STANDRIDGE, Jason, P, 2005-06
 STANTON, Mike, P, 2007
 STARR, Ray, P, 1941-43
 ST. CLAIRE, Randy, P, 1988
 STEIN, Justin, INF, 1938
 STEINFELDT, Harry, INF, 1898-1905
 TENSON, Dermell, OF, 2003
 STEPHENS, Jackson, P, 2017
 STEPHENSON, Robert, P, 2016-17
 STEWART, Jim, INF/OF, 1969-71
 STEWART, Mark, C, 1913
 STILLWELL, Kurt, INF, 1986-87
 STIMMEL, Archie, P, 1900-02
 STINNETT, Kelly, C, 2001-03
 STINE, Lee, P, 1936
 STONE, Ricky, P, 2005, '07
 STONE, Rocky, P, 1943
 STOREN, Drew, P, 2017
 STOUT, Allyn, P, 1933-34
 STRAILY, Dan, P, 2016
 STREET, Gabby, C, 1904-05
 STRELECKI, Ed, P, 1931
 STRIPP, Joe, INF, 1928-31
 STUBBS, Drew, OF, 2009-12
 STUPER, John, P, 1985
 STYLES, Lena, C, 1930-31
 STYNES, Chris, INF/OF, 1997-2000
 SUAREZ, Eugenio, INF, 2015-17
 SUGGS, George, P, 1910-13
 SUKEFORTH, Clyde, C, 1926-31
 SULLIVAN, Billy, INF, 1935
 SULLIVAN, Scott, P, 1995-03
 SULLIVAN, Tom, C, 1925
 SUMMERS, Champ, OF, 1977-79
 SUTKO, Glenn, C, 1990-91
 SUTTHOFF, Jack, P, 1901, '03-04
 SUTTON, Drew, INF/OF, 2009-10
 SWANSON, Evar, OF, 1929-30

SWARTZ, Dazzy, P, 1920
 SWEENEY, Mark, OF, 1999
 SWINDELL, Greg, P, 1992
 SWORMSTEDT, Len, P, 1901-02
 SZEKELY, Joe, OF, 1953

T (46)
 TABAKA, Jeff, P, 1997
 TANNENHILL, Jesse, P, 1894, 1911
 TAPPE, Ted, INF, 1950-51
 TARASCO, Tony, OF, 1998
 TATUM, Craig, C, 2009
 TATUM, Tommy, OF, 1947
 TAUBENSEE, Eddie, C, 1994-2000
 TAVERAS, Willy, OF, 2009
 TAYLOR, Ben, P, 1912
 TAYLOR, Joe, OF, 1957
 TAYLOR, Reggie, OF, 2002-03
 TAYLOR, Sammy, C, 1963
 TEKULVE, Kent, P, 1989
 TEMPLE, Johnny, INF, 1952-59, '64
 TERRY, Scott, P, 1986
 THEIS, Jack, P, 1920
 THEVENOW, Tommy, INF, 1936
 THIELMAN, Henry, P, 1902
 THOMAS, Frank, INF/OF, 1959
 THOMPSON, Daryl, P, 2008, '11
 THOMPSON, Gene, P, 1939-42
 THORPE, Jim, OF, 1917
 THURMAN, Bob, OF, 1955-59
 TIBBS, Jay, P, 1984-85
 TIEMEYER, Ed, P, 1906-07
 TIMMONS, Ozzie, OF, 1997
 TINKER, Joe, INF, 1913
 TIPTON, Eric, OF, 1942-45
 TOLAN, Bobby, OF, 1969-70, '72-73
 TOLIVER, Fred, P, 1984
 TOMKO, Brett, P, 1997-99
 TOMLIN, Dave, P, 1972-73, '78-80
 TOMPKINS, Chuck, P, 1912
 TONEY, Fred, P, 1915-18
 TORRES, Angel, P, 1977
 TOZER, Bill, P, 1908
 TREADWAY, Jeff, INF, 1987-88
 TREVIÑO, Alex, C, 1982-84, '90
 TRILLO, Manny, INF, 1989
 TSITOURIS, John, P, 1962-68
 TUBBS, Greg, OF, 1993
 TUCKER, Michael, OF, 1999-2001
 TURNER, Jim, P, 1940-42
 TURNER, Stuart, C, 2017
 TWINING, Twink, P, 1916
 TWOMBLY, George, OF, 1914-16

U (4)
 UHLAENDER, Ted, OF, 1972
 UHLER, Maury, OF, 1914
 UNSER, Al, C, 1945
 USHER, Bob, OF, 1946-47, '50-51

V (28)
 VAIL, Mike, OF, 1981-82
 VALAIKA, Chris, INF, 2010-11
 VALDEZ, Wilson, INF, 2012
 VALENT, Eric, OF, 2003
 VALENTIN, Javier, C, 2004-08
 VALENTINE, Corky, P, 1954-55
 VALENTINE, Joe, P, 2003-05
 VAN GORDER, Dave, C, 1982, '84-86
 VAN POPPEL, Todd, P, 2003-04

VANCE, Dazzy, P, 1934
 VANDER MEER, Johnny, P, 1937-43, 1946-49
 VANDER WAL, John, OF, 2004
 VARSHO, Gary, OF, 1993
 VAUGHN, Greg, OF, 1999
 VENABLE, Max, OF, 1985-87
 VICKERS, Rube, P, 1902
 VILLARREAL, Pedro, P, 2012-15
 VILLONE, Ron, P, 1999-2000
 VINCEJ, Zach, INF, 2017
 VIOLA, Frank, P, 1995
 VIOLA, Pedro, P, 2009
 VOLLMER, Clyde, OF, 1942, '46-48
 VOLQUEZ, Edinson, P, 2008-11
 VOLZ, Jake, P, 1908
 VON KOLNITZ, Fritz, INF, 1914-15
 VOTTO, Joey, 1B, 2007-17
 VOWINKEL, Rip, P, 1905
 VUKOVICH, John, INF, 1975

W (94)
 WAGNER, Joe, INF, 1915
 WAGNER, Ryan, P, 2003-05
 WAHL, Kermit, INF, 1944-45, '47
 WALDROP, Kyle, OF, 2015-16
 WALKER, Curt, OF, 1924-30
 WALKER, Duane, OF, 1982-85
 WALKER, Fred, P, 1910
 WALKER, Gee, OF, 1942-45
 WALKER, Harry, OF, 1949
 WALKER, Hub, OF, 1936-37
 WALKER, Todd, INF, 2001-02
 WALKER, Tom, P, 1904-05
 WALLACH, Chad, C, 2017
 WALLS, Lee, OF, 1960
 WALTERS, Bucky, P, 1938-48
 WALTERS, Ken, OF, 1963
 WALTON, Jerome, OF, 1994-95
 WANER, Lloyd, OF, 1941
 WANNINGER, Paul, INF, 1927
 WARD, Jay, INF, 1970
 WASHBURN, Ray, P, 1970
 WATKINS, Pat, OF, 1997-98
 WATSON, Brandon, OF, 2006
 WATSON, Mark, P, 2003
 WEATHERS, David, P, 1998, 2005-09
 WEAVER, Jim, P, 1938-39
 WEBER, Ben, P, 2005
 WEHMEIER, Herm, P, 1945, '47-54
 WEIMER, Jake, P, 1906-08
 WEINTRAUB, Phil, OF, 1937
 WELLS, David, P, 1995
 WELLS, Kip, P, 2009
 WELSH, Chris, P, 1986
 WERBER, Bill, INF, 1939-41
 WERNER, Don, C, 1975-78, '80
 WEST, Dick, C/OF, 1938-43
 WEST, Max, OF, 1946
 WESTLAKE, Wally, OF, 1952
 WEYHING, Gus, P, 1901
 WHEELER, George, OF, 1910
 WHISENANT, Pete, OF, 1957-61
 WHITE, Gabe, P, 1997-2000, '02-04
 WHITE, Jack, INF, 1927-28
 WHITE, Jo-Jo, OF, 1944
 WHITE, Rick, P, 2006
 WHITFIELD, Fred, INF, 1968-69
 WICKANDER, Kevin, P, 1993
 WICKER, Bob, P, 1906

WICKLAND, Al, OF, 1913
 WIEAND, Ted, P, 1958, '60
 WIGGS, Jimmy, P, 1903
 WIGHT, Bill, P, 1958
 WILCOX, Mitt, P, 1970-71
 WILLIAMS, Dallas, OF, 1983
 WILLIAMS, Dave, P, 2006
 WILLIAMS, Denny, OF, 1921
 WILLIAMS, Dewey, C, 1948
 WILLIAMS, Frank, P, 1987-88
 WILLIAMS, Ken, OF, 1915-16
 WILLIAMS, Todd, P, 1998
 WILLIAMS, Woody, INF, 1943-45
 WILLIAMSON, Scott, P, 1999-2003
 WILLIS, Carl, P, 1984-86
 WILLIS, Dontrelle, P, 2011
 WILLIS, Ted, P, 1962
 WILSON, Dan, C, 1992-93
 WILSON, Jimmie, C, 1939-40
 WILSON, Nigel, OF, 1995
 WILSON, Paul, P, 2003-05
 WINCHESTER, Scott, P, 1997-01
 WINGO, Ivy, C, 1915-26, 1929
 WINKER, Jesse, OF, 2017
 WINNINGHAM, Herm, OF, 1988-91
 WISE, Dewayne, OF, 2006-07
 WISTERT, Whitey, P, 1934
 WOHLERS, Mark, P, 2000-01
 WOJCIECHOWSKI, Asher, P, 2017
 WOLF, Ray, INF, 1927
 WOLTER, Harry, OF, 1907
 WOMACK, Tony, IF, 2006
 WOOD, Blake, P, 2016-17
 WOOD, Bob, C/INF, 1898-1900
 WOOD, Harry, OF, 1903
 WOOD, Jake, OF, 1967
 WOOD, Travis, P, 2010-11
 WOODRUFF, Orville, INF, 1904, '10
 WOODWARD, Woody, INF, 1968-71
 WORKS, Ralph, P, 1912-13
 WORTHINGTON, Al, P, 1963-64
 WORTHINGTON, Craig, INF, 1995
 WRIGHT, Daniel, P, 2016
 WRONA, Rick, C, 1992
 WYROSTEK, Johnny, OF, 1948-52
 WYSONG, Biff, P, 1930-32

X (0)

Y (7)
 YAN, Esteban, P, 2006
 YINGLING, Earl, P, 1914
 YOUNG, Babe, INF, 1947-48
 YOUNG, Del, OF, 1909
 YOUNG, Dmitri, INF/OF, 1998-2001
 YOUNG, Pep, INF, 1941
 YOUNGBLOOD, Joel, OF, 1976, '89

Z (8)
 ZACHRY, Pat, P, 1976-77
 ZAHNISER, Paul, P, 1929
 ZANNI, Dom, P, 1963, '65-66
 ZIENTARA, Benny, INF, 1941, '46-48
 ZIMMER, Don, INF, 1962
 ZIMMERMANN, Jerry, C, 1961
 ZITZMANN, Billy, OF, 1919, '25-29
 ZUVERINK, George, P, 1954



NATIONAL BASEBALL HALL OF FAME AND MUSEUM

25 Main Street, Cooperstown, New York 13326
 Phone: (607) 547-7200 Fax: (607) 547-2044
 Public Relations: (607) 547-0215
 E-mail address: info@baseballhall.org
 Website: baseballhall.org

Summer Hours: Memorial Day Weekend - Labor Day Weekend: 9 a.m. to 9 p.m.
 Regular Hours: 9 a.m. to 5 p.m.
 Holiday Closings: Thanksgiving Day, Christmas Day, and New Year's Day.

DIRECTORY: Jane Forbes Clark (Chairman), Joe Morgan (Vice Chairman), Jeff Idelson (President), Jeff Jones (Senior Vice President of Finance and Administration), Sean Gahagan (Vice President, Retail Merchandising & Licensing), Erik Strohl (Vice President, Exhibitions and Collections), Ken Meifert (Vice President, Sponsorship & Development)
RESEARCH AND LIBRARY CONTACTS: Jim Gates (Librarian)
PR CONTACTS: Jon Shestakofsky (Vice President, Communications & Education) and Craig Muder (Communications Director)

HALL OF FAME WEEKEND 2018: July 27-30

Class of 2018: Vladimir Guerrero, Trevor Hoffman, Chipper Jones, Jack Morris, Jim Thome, Alan Trammell
Awards: Sat. July 28, 4:30 p.m. ET, Doubleday Field
Induction: Sun. July 29, 1:30 p.m. ET, Clark Sports Center

HALL OF FAME CLASSIC 2018: May 26-27

Legends Game and Special Events
Game: Sat. May 26, Doubleday Field
 For more information, visit baseballhall.org

REDS IN THE HALL OF FAME

A total of 44 former players, managers and executives in the Hall of Fame spent all or part of their professional careers with the Cincinnati Reds, including 2016 BBWAA electee Ken Griffey Jr., who played with the Reds from 2000-08. Ten Hall of Famers spent a majority of their careers in a Reds uniform, including Johnny Bench, Barry Larkin, Ernie Lombardi, Bill McKechnie, Bid McPhee, Joe Morgan, Tony Pérez, Eppa Rixey, Frank Robinson and Edd Roush. For a complete list of Cincinnati Reds in the Hall of Fame, visit the Hall of Famers team pages at www.baseballhall.org.

NOTABLE REDS ARTIFACTS IN COOPERSTOWN

- Bat used by Scooter Gennett to hit four homers in one game on June 6, 2017.
- Spikes worn during road games by Joey Votto during his streak of 20 consecutive games reaching base multiple times in 2017.
- Cap worn by Aroldis Chapman on April 10, 2015 when he recorded his 115th save to set a new mark for pitchers born in Cuba.
- Jersey worn by Brandon Phillips on July 29, 2015 when he became the first player to record four hits, two home runs, seven RBI and two stolen bases since RBI became an official statistic in 1920.
- Bat used by Devin Mesoraco from June 19-24, 2014 when he homered in five straight games.
- Spikes worn by Homer Bailey, who no-hit the Giants on July 2, 2013 for his second no-hitter.
- A cap from pitcher Mike Leake, who became the first pitcher in 15 years to go directly from amateur ball to the big leagues.
- Helmet worn by Ken Griffey Jr. to hit his 600th career home run on June 9, 2008, becoming the sixth player to reach the mark.
- Batting helmet worn by Ken Griffey Jr. when he hit his 500th home run on June 20, 2004.
- Lineup card from the first game and ball from the first hit by Ken Griffey Jr. at Great American Ball Park, March 31, 2003.
- Baseball hit for a RBI-groundout by Dmitri Young that produced a run in the 182nd consecutive game for Cincinnati, setting a Major League record, April 24, 2001
- Ken Griffey Jr.'s batting helmet when he became the youngest ever to reach 400 career home runs on April 10, 2000.
- Bat and baseball from home run hit by Mark Lewis, who hit the Reds' ninth home run in a game vs. Philadelphia on Sept. 4, 1999, setting an NL record.
- More than 20 artifacts representing the career of all-time hits leader Pete Rose.



Spikes worn by Joey Votto during his streak of reaching base multiple times in 20 consecutive games in 2017.

A LOOK AHEAD TO 2019

Ballots for the 2019 Hall of Fame/BBWAA election will be distributed following the 2018 season with results from the voting scheduled to be announced in January 2019. A partial list of first-year candidates for election includes: Roy Halladay, Todd Helton, Andy Pettitte and Mariano Rivera. Historical information on past BBWAA elections and the election process can be accessed at www.baseballhall.org or by contacting the Hall of Fame Communications department.

CONNECT TO COOPERSTOWN

- For up-to-the-minute news from Cooperstown, visit at www.baseballhall.org. Stay up-to-date on all the activity at the Hall of Fame's official site and through social networking on Facebook, Instagram, Twitter and YouTube.
- If you would like to receive interesting stories and timely news items direct from the Hall of Fame and get the inside track on the latest happenings in Cooperstown, sign up for *Inside Pitch*. There's no cost to receive our weekly electronic newsletter in your e-mail box at home or work and it's easy to enroll: Just log on to www.baseballhall.org/support.
- If you have an interest in receiving *Around The Horn*, the Hall's monthly media newsletter, please send an e-mail to info@baseballhall.org. Be sure to include your name, name of organization and e-mail address. Or visit www.baseballhall.org/media-info.

RESEARCH ASSISTANCE

The Hall of Fame is pleased to provide assistance in baseball research and members of the media are encouraged to utilize this valuable baseball resource whenever necessary by calling the Public Relations department at (607) 547-0215, or the Library Reference desk at (607) 547-0330.

REDS IN THE NATIONAL BASEBALL HALL OF FAME



SPARKY ANDERSON



JOHNNY BENCH



WARREN GILES



BARRY LARKIN



ERNIE LOMBARDI



BILL McKECHNIE



BID MCPHEE



JOE MORGAN



TONY PEREZ



EPPA RIXEY



EDD ROUSH

FORD C. FRICK AWARD

Red Barber (WSA, 1978)
Marty Brennaman (WLW, 2000)
Russ Hodges (WFBE, 1980)

J.G. TAYLOR SPINK AWARD

Si Burick - Dayton Daily News (1982)
Ritter Collett - Dayton Daily News (1991)
Hugh Fullerton - Columbus Post-Dispatch (1964)
James Isaming - Cincinnati Times-Star (1974)
Earl Lawson - Cincinnati Post (1985)
Hal McCoy - Dayton Daily News (2002)

OTHER HALL OF FAMERS WHO SPENT PART OF THEIR CAREERS WITH THE REDS

Jake Beckley	Chick Hafey	Amos Rusie
Jim Bottomley	Jesse Haines	Tom Seaver
Three-Finger Brown	Harry Heilmann	Al Simmons
Sam Crawford	Miller Huggins	Joe Tinker
Kiki Cuyler	Joe Kelley	Dazzy Vance
Leo Durocher	George Kelly	Lloyd Waner
Buck Ewing	Mike (King) Kelly	Deacon White
Ken Griffey Jr.	Rube Marquard	George Wright
Clark Griffith	Charles Radbourne	Harry Wright
	Frank Robinson	

REDS EXECUTIVES/MANAGERS IN THE HALL OF FAME

Sparky Anderson	Clark Griffith	Christy Mathewson
Charles Comiskey	Ned Hanlon	Bill McKechnie
Candy Cummings	Rogers Hornsby	
Warren Giles	Larry MacPhail	

CINCINNATI REDS HALL OF FAME

Eighty-one players, 5 managers and 3 executives have been elected to the Reds Hall of Fame since its inception in 1958, including 2018 inductee Adam Dunn. From 1958 – 1988, fans chose the inductees. There were no elections from 1989 – 1997. From 1998 – 2004, voting was conducted exclusively by the local chapter of the Baseball Writers' Association of America. Today, elections take place in odd-numbered years with fans, Reds alumni and media members selecting a player from a ballot of players who appeared in a game within the last 13 years of the election year, and a Veterans Committee comprised of Reds Hall of Famers, media members and baseball historians who vote on players whose careers ended more than 13 years prior to the election year.


REDS HALL OF FAME

Sparky Anderson, 2000
 Jake Beckley, 2014
 Gus Bell, 1964
 Johnny Bench, 1986
 Jack Billingham, 1984
 Ewell Blackwell, 1960
 Pedro Borbon, 2010
 Ruben Bressler, 1963
 Tom Browning, 2006
 Smoky Burgess, 1975
 Leo Cardenas, 1981
 Clay Carroll, 1980
 Sean Casey, 2012
 Gordy Coleman, 1972
 David Concepcion, 2000
 Harry Craft, 1963
 Sam Crawford, 1968
 Hughie Critz, 1962
 Eric Davis, 2005
 Jake Daubert, 1966
 Paul Derringer, 1958
 Pete Donohue, 1964

Dan Driessen, 2012
 Adam Dunn, 2018
 Bob Ewing, 2001
 George Foster, 2003
 Lonny Frey, 1961
 Cesar Geronimo, 2008
 Warren Giles, 1969
 Ival Goodman, 1959
 Wayne Granger, 1982
 Ken Griffey Jr., 2014
 Ken Griffey Sr., 2004
 Heinie Groh, 1963
 Don Gullett, 2002
 Noodles Hahn, 1963
 Bubbles Hargrave, 1962
 Tommy Helms, 1979
 Garry Hermann, 2008
 Bob Howsam, 2004
 Dummy Hoy, 2003
 Fred Hutchinson, 1965
 Joey Jay, 2008
 Ted Kluszewski, 1962

Larry Kopf, 1965
 Barry Larkin, 2008
 Brooks Lawrence, 1976
 Ernie Lombardi, 1958
 Red Lucas, 1965
 Dolf Luque, 1967
 Jerry Lynch, 1988
 Jim Maloney, 1973
 Lee May, 2006
 Frank McCormick, 1958
 Mike McCormick, 1966
 Bill McKechnie, 1967
 Roy McMillan, 1971
 Bid McPhee, 2002
 Joe Morgan, 1987
 Tony Mullane, 2010
 Billy Myers, 1966
 Gary Nolan, 1983
 Joe Nuxhall, 1968
 Ron Oester, 2014
 Jim O'Toole, 1970
 Dave Parker, 2014

Tony Perez, 1998
 Vada Pinson, 1977
 Wally Post, 1965
 Bob Purkey, 1974
 John Reilly, 2012
 Jose Rijo, 2005
 Eppa Rixey, 1959
 Frank Robinson, 1978
 Pete Rose, 2016
 Edd Roush, 1960
 Chris Sabo, 2010
 Tom Seaver, 2006
 Cy Seymour, 1998
 Mario Soto, 2001
 Johnny Temple, 1965
 Johnny Vander Meer, 1958
 Bucky Walters, 1958
 Billy Werber, 1961
 Will White, 2004
 George Wright, 2005
 Harry Wright, 2005

Paul Derringer - 1958


Derringer had four 20-win seasons with the Reds, including three consecutive from 1938-'40. He went 25-7 with a 2.93 ERA to lead the Reds to the 1939 pennant. A year later, Derringer

went 20-12 for the World Champion Reds.

W-L	ERA	GS	IP	CG	SO
161-150	3.36	322	2615.1	189	1062

Ernie Lombardi - 1958


Lombardi spent his most productive years with the Reds, with whom he won the 1938 NL MVP. The catcher hit .342 that season. He remains the only catcher in baseball history with

two batting titles.

G	AVG	AB	R	H	HR	RBI
1203	.311	3980	420	1238	120	682

Frank McCormick - 1958


McCormick was named the 1940 NL MVP after leading the Reds to a World Series title. He hit .309 that year with 19 homers and 127 RBI. The nine-time All-Star led the league in hits

from 1938-40 and RBI (128) in 1939.

G	AVG	AB	R	H	HR	RBI
1228	.301	4787	631	1439	110	803

Johnny Vander Meer - 1958


Vander Meer, a 116-game winner with the Reds from 1937-'49, is the only pitcher in history to throw back-to-back no-hitters. He won at least 15 games in five seasons and was a four-time member of the NL's All-Star team.


W-L	ERA	GS	IP	CG	SO
116-116	3.41	274	2028.0	131	1251

Bucky Walters - 1958


During the Reds penants in 1939-40, Walters went 49-21 with a 2.38 ERA. His 1939 season - which included a league-best 2.29 ERA, 27 wins, 137 strikeouts and 31 complete

games - earned him the NL MVP award.

W-L	ERA	GS	IP	CG	SO
160-107	2.93	296	2359.1	195	879

Ival Goodman - 1959


Goodman, a two-time All-Star with the Reds, led the NL in triples during his first two seasons. In 1938 he set a since-broken record of 30 home runs in one season. During that season, he hit

.292, had 92 RBI and scored 103 runs.

G	AVG	AB	R	H	HR	RBI
965	.279	3562	554	995	91	464

Eppa Rixey - 1959



Rixey had three of his four 20-win seasons with the Reds. The lefty compiled a career 266-251 mark, which included a 179-148 record with Cincinnati. Rixey tallied 290 career complete games,

37 shutouts and a 3.15 ERA.

W-L	ERA	GS	IP	CG	SO
179-148	3.33	357	2890.2	180	660

Ewell Blackwell - 1960



Blackwell, a skinny 6'6" sidearm hurler, earned the name "The Whip" following the 1947 season (22-8, 2.47 ERA, 193 strikeouts). A member of six consecutive All-Star teams, he followed a

no-hitter with a one-hitter in 1947.

W-L	ERA	GS	IP	CG	SO
79-77	3.32	163	1281.1	69	819

Edd Roush - 1960



Roush, considered the best hitter during the dead-ball era, batted better than .300 in 11 straight seasons. A batting champion in 1917 and 1919, he was considered one of the Reds' most

intense and intelligent players.

G	AVG	AB	R	H	HR	RBI
1399	.331	5384	815	1784	47	763

Lonny Frey - 1961



Frey, a three-time All-Star, spent half of his 14-year career with the Reds. His 22 stolen bases led the league during the 1940 World Series Championship season, and his 95 runs

in 1939 helped the Reds to an NL pennant.

G	AVG	AB	R	H	HR	RBI
941	.265	3533	541	937	36	310

Billy Werber - 1961



Werber, a fiery competitor for 11 seasons, brought new life to the Reds in the late 1930s. The third baseman scored 225 runs and hit 70 doubles during the Reds' pennant-winning seasons of 1939 and 1940.

G	AVG	AB	R	H	HR	RBI
399	.272	1601	276	435	21	151

Hughie Critz - 1962



Critz sparked his 12-year career with a .322 batting average during his rookie season. The second baseman went on to lead the league in fielding four times. Critz finished second

in MVP voting following the 1926 season.

G	AVG	AB	R	H	HR	RBI
802	.280	3127	452	876	18	327

Bubbles Hargrave - 1962



Hargrave hit better than .300 six straight years (1922-27), including a league-high .353 in 1926. He spent eight of his 12 seasons in Cincinnati, and his .310 career batting average is one of the best ever by a catcher.

G	AVG	AB	R	H	HR	RBI
766	.314	2367	298	744	29	359

Ted Kluszewski - 1962



Kluszewski, one of baseball's best all-around athletes, averaged 43 home runs and 116 RBI from 1953-56. The popular first baseman and four-time All-Star hit at least .300 in seven

seasons and had 100 RBI in five.

G	AVG	AB	R	H	HR	RBI
1339	.302	4961	745	1499	251	886

Rube Bressler - 1963



Bressler spent 11 of his 19 seasons with the Reds as a left-handed pitcher and right-handed-hitting outfielder/first baseman. Best known for his open-hand grip of the bat, he slap hit

his way to a .301 lifetime batting average.

G	AVG	AB	R	H	HR	RBI
745	.311	2223	294	692	15	344

Harry Craft - 1963



Craft is best known for his short stint as a manager, but his even shorter stint as a player is a part of Cincinnati history. One of the best defensive center fielders of his era, Craft helped the

Reds to pennants in 1939 and 1940.

G	AVG	AB	R	H	HR	RBI
566	.253	2104	237	533	44	267

Heinie Groh - 1963



One of Cincinnati's finest leadoff men, Groh was considered a top-notch bunter and a selective hitter. The third baseman spent eight of his 16 seasons in Cincinnati, amassing a .301 average and 134 stolen bases from 1914-21.

G	AVG	AB	R	H	HR	RBI
1211	.298	4439	665	1323	17	408

Noodles Hahn - 1963



From 1899-1905 Hahn went 127-92 in 225 starts and 12 relief appearances for Cincinnati. He won 23 games as a rookie, which was just one of his four 20-win seasons. Hahn led the NL

in strikeouts from 1888-1901.

W-L	ERA	GS	IP	CG	SO
127-92	2.52	225	1987.1	209	900

Gus Bell - 1964



Bell, a power-hitting outfielder, spent his best years in Cincinnati, topping 100 RBI four times from 1953-61. A four-time All-Star and member of the 1961 pennant-winning Reds, Bell had a career-high 30 homers in 1953.

G	AVG	AB	R	H	HR	RBI
1235	.288	4667	634	1343	160	711

Pete Donohue - 1964



which included a league-high 27 in 1925.

W-L	ERA	GS	IP	CG	SO
127-110	3.73	253	1996.1	133	536

Fred Hutchinson - 1965



Hutchinson, a Tiger pitcher for 10 seasons, found similar success as a manager. He led the Reds to 443 wins and a 1961 pennant. "Hutch" was a fan favorite, which, unfortunately, became evident after his death in '64.

Years	W	L	Pct.
1959-64	443	372	.544

Larry Kopf - 1965



Kopf, the Reds' short-stop during the 1919 World Series, spent five of his 10 seasons in Cincinnati. During the series, he hit two triples, scored three runs and drove in two. He stole 49 bases

during a three-year span with the Reds.

G	AVG	AB	R	H	HR	RBI
527	.250	1941	226	485	3	173

Red Lucas - 1965



Lucas won 109 games for the Reds from 1926-33. In one stretch from 1931-32, he produced a modern-record 27 consecutive complete games. The 157-game winner

also had a career .281 batting average.

W-L	ERA	GS	IP	CG	SO
109-99	3.64	202	1768.2	158	404

Wally Post - 1965




Considered the most powerful hitter in the NL during his heyday, Post hit 76 home runs from 1955-56. Post, who spent 10 seasons in Cincinnati, tallied 109 RBI and scored 116 runs in

1955, ranking him among the NL leaders.

G	AVG	AB	R	H	HR	RBI
902	.266	3021	463	805	172	525

Johnny Temple - 1965



Temple, a four-time All-Star, was a popular second baseman with the Reds in the 1950s. He had a career year in 1959, batting .311 with 67 RBI and 102 runs. He led the NL in putouts

three times; assists and double plays once.

G	AVG	AB	R	H	HR	RBI
984	.291	3632	533	1058	15	300

Jake Daubert - 1966



Daubert, one of the league's best all-around first basemen in the early 1900s, was a steady .300 hitter for 10 seasons in the dead-ball era. In 1922, at the age of 38, he had 205 hits for

a .336 average.

G	AVG	AB	R	H	HR	RBI
801	.301	3121	469	939	23	307

Mike McCormick - 1966



McCormick's .300 average during his rookie season helped lead the Reds to the 1940 World Series title, during which he hit .310. He played for Cincinnati from 1940-1946, excluding the

'44 and '45 seasons for military service.

G	AVG	AB	R	H	HR	RBI
287	.278	1010	128	281	6	77

Billy Myers - 1966



Myers is best remembered for his game-winning sacrifice fly in the seventh game of the 1940 World Series. A savvy short-stop, Myers was a master of reading baserunners and stealing signs from opposing teams.

G	AVG	AB	R	H	HR	RBI
714	.258	2336	309	602	44	239

Dolf Luque - 1967



Luque was one of the first Cubans to succeed in the majors. In 1923 he led the NL in wins (27), ERA (1.93) and winning percentage (.771). In two appearances in the 1919 World Series, he posted a 0.00 ERA.

W-L	ERA	GS	IP	CG	SO
154-152	3.09	321	2668.2	183	970

Bill McKechnie - 1967



An intelligent player, McKechnie eventually found his calling as a manager. He led the Reds to a 1940 World Series title after a 100-53 season. In 25 seasons, he amassed a 1,896-1,723 record (744-631 in Cincinnati).

Years	W	L	Pct.
1938-46	744	631	.541

Sam Crawford - 1968



Crawford started his career with the Reds in 1899 in the young and thriving National League. Crawford, who hit better than .300 in 10 of his 17 full seasons with Cincinnati and Detroit, is

the career leader in triples with 309.

G	AVG	AB	R	H	HR	RBI
403	.312	1586	276	498	27	261

Joe Nuxhall - 1968



Nuxhall, a Cincinnati icon, first pitched for the Reds at a record age of 15. The two-time All-Star went on to win 135 games during his 16 seasons in the Major Leagues before retiring to the

broadcast booth in 1967.

W-L	ERA	GS	IP	CG	SO
130-109	3.80	274	2169.1	82	1289

Warren C. Giles - 1969



Giles was named Reds' GM in 1937. Two years later, the Reds won a pennant. In 1940 he led the team to a World Series Championship and was elected club president in 1948. In

1951 he was named president of the NL.

Years In Front Office
1937-51

Jim O'Toole - 1970



O'Toole was a major contributor during the Reds' winning of the pennant in 1961. His 19-9 record, with a 3.10 ERA, gave him the second-best win percentage in the NL that year. The lefty

won 81 games for the Reds from 1960-64.

W-L	ERA	GS	IP	CG	SO
94-81	3.59	228	1561	57	1002

Roy McMillan - 1971



McMillan, who spent 10 seasons in Cincinnati, won the very first three Gold Gloves for the shortstop position. In 1954 he set a since-surpassed record of 129 double plays, and he was

twice named to an All-Star team.

G	AVG	AB	R	H	HR	RBI
1348	.249	4319	497	1074	42	395

Gordy Coleman - 1972



During his first full season in the bigs, Coleman hit 26 homers and drove in 87 runs to help the Reds to a 1961 pennant. The following season he hit 28 homers and drove in 86 runs with

his usual solid defense at first base.

G	AVG	AB	R	H	HR	RBI
767	.271	2369	277	642	98	385

Jim Maloney - 1973



Hard-throwing Maloney threw three no-hitters in his 12-year career. From 1963 to 1969, he won at least 15 games each season for the Reds, including 23 in 1963 and 20 in 1965. He

led the NL in 1966 with five shutouts.

W-L	ERA	GS	IP	CG	SO
134-81	3.16	258	1818.2	74	1592

Bob Purkey - 1974



Knuckleballer Purkey spent seven seasons in Cincinnati. His 103-76 record over that span included a 23-5 mark in 1962, leading the NL in winning percentage (.821). His 1960 season included a bizarre 11-hit shutout.

W-L	ERA	GS	IP	CG	SO
103-76	3.49	217	1588.0	81	635

Smoky Burgess - 1975



Burgess, a popular backstop for the Reds in the 50s and 60s, was one of the best pinch-hitters of his era. After his 18-year career, the 6-time All-Star retired with 507 pinch-hit at-bats. He

drove in 9 runs in a game in 1955.

G	AVG	AB	R	H	HR	RBI
395	.290	1106	152	321	52	186

Brooks Lawrence - 1976



Lawrence's short but memorable career began in the Negro NL and included five seasons in Cincy. Lawrence opened the 1956 season with 13 straight wins, and from 1956-57 he

tallied 35 victories with 23 complete games.

W-L	ERA	GS	IP	CG	SO
51-48	4.06	99	786.0	32	357

Vada Pinson - 1977



One of Cincinnati's most consistent outfielders, Pinson averaged 20 home runs, 84 RBI and batted .300 for 10 seasons with the Reds. He was named to two All-Star teams and

won a Gold Glove during an 18-year career.

G	AVG	AB	R	H	HR	RBI
1565	.297	6335	978	1881	186	814

Frank Robinson - 1978



Robinson spent 10 of his 21 seasons in Cincinnati, where he hit 324 of his lifetime 586 home runs. The 12-time All-Star won two MVP awards (one in each league) and the 1966 Triple

Crown (.316, 49 home runs, 122 RBI).

G	AVG	AB	R	H	HR	RBI
1502	.303	5527	1043	1673	324	1009

Tommy Helms - 1979



The 1966 NL Rookie of the Year, Helms was one of the league's best second basemen. He led the NL in fielding percentage and double plays 3 times during a 14-year career and managed the Reds from 1988-89.

G	AVG	AB	R	H	HR	RBI
851	.269	3191	271	858	18	274

Clay Carroll - 1980



A popular fixture in the Big Red Machine's bullpen, Carroll recorded 88 wins and 143 saves during his 15-year career. In 1972 he recorded 37 saves and registered a 2.25 ERA en route to a Fireman of the Year award.

W-L	ERA	G	IP	SV	SO
71-43	2.73	486	856.0	119	460


Leo Cardenas - 1981



Considered one of the best shortstops of the 1960s, Cardenas was dubbed "Mr. Automatic" because of his slick fielding. Nine of his 16 seasons were spent in Cincy, where he was a four-time All-Star and 1965 Gold Glover.

G	AVG	AB	R	H	HR	RBI
1157	.261	4047	415	1058	72	413

Wayne Granger - 1982



During his 3 seasons with Cincinnati Granger recorded 73 saves, including a since-broken NL record 35 in 1970. The 2-time Fireman of the Year award winner finished his 9-year Major League career with a 3.14 ERA.

W-L	ERA	G	IP	CG	SO
22-17	2.92	237	329.1	73	157

Gary Nolan - 1983



Nolan made the most of his 10 seasons. He overcame a variety of arm and neck injuries to post a 110-70 record and a 3.08 ERA. He went 30-18 from 1975-'76 to help the Reds win back-to-back World Series Championships.

W-L	ERA	GS	IP	CG	SO
110-67	3.02	242	1656.1	45	1035

Jack Billingham - 1984



In three World Series with the Big Red Machine, Billingham allowed just one earned run in 25.1 innings. In '73 he went 19-10 with a 3.04 ERA and recorded seven shutouts. Billingham finished his career 145-113.

W-L	ERA	GS	IP	CG	SO
87-63	3.85	190	1270.0	45	626


Johnny Bench - 1986



Bench is perhaps the greatest catcher ever to play the game. After 17 seasons - all with the Reds - Bench had earned a Rookie of the Year award, two NL MVP awards, 10 Gold Gloves and 14 trips to the All-Star Game.

G	AVG	AB	R	H	HR	RBI
2158	.267	7658	1091	2048	389	1376

Joe Morgan - 1987



Morgan, the 1975 and 1976 NL MVP, was a 10-time All-Star and 5-time Gold Glove second baseman. The Reds' all-time steals leader (406) toured the majors for 22 seasons and tallied 268 home runs and 1,133 RBI.

G	AVG	AB	R	H	HR	RBI
1154	.288	4008	816	1155	152	612

Jerry Lynch - 1988



Lynch's outstanding pinch-hitting was a major factor in the Reds' winning of the 1961 NL pennant. He had 25 pinch-hit RBI that season. His 18 career pinch-hit home runs stood as the Major League record for 21 years.

G	AVG	AB	R	H	HR	RBI
640	.289	1583	220	457	70	282

Tony Perez - 1998



Perez is known as the "glue" that held together the Big Red Machine. In 23 seasons, the seven-time All-Star first baseman hit 379 homers and 505 doubles. His 1,652 RBI are the most by a player from Latin America.

G	AVG	AB	R	H	HR	RBI
1948	.283	6846	936	1934	287	1192

Cy Seymour - 1998



His extraordinary batting eventually led Seymour from the starting rotation to the outfield. A 25-game winner 1898, Seymour went on to lead the NL with a .377 batting average, 121 RBI, 219 hits and 40 doubles in 1905.

G	AVG	AB	R	H	HR	RBI
556	.332	2221	313	738	26	326

Sparky Anderson - 2000



As skipper during the Big Red Machine era, Anderson led Cincy to an 863-586 record over nine seasons, with World Series titles in 1975 and 1976. When inducted his 2,194 managerial wins ranked third all-time.

Years	W	L	Pct.
1970-78	863	586	.596

David Concepcion - 2000



Considered one of the best shortstops in history, the Venezuelan-born Concepcion was a nine-time All-Star and winner of five Gold Gloves during his 19 seasons with Cincinnati. He

was named team captain in 1973.

G	AVG	AB	R	H	HR	RBI
2488	.267	8723	993	2326	101	950

Bob Ewing - 2001



In the early 20th century, Ewing was one of the Reds' most-used pitchers. He registered at least 300 innings in three different seasons and won a career-high 20 games in 1905.

W-L	ERA	GS	IP	CG	SO
108-103	2.37	228	2020.1	184	884

Mario Soto - 2001



Soto, who spent his entire 12-year career in Cincinnati, amassed a 100-92 record and a 3.47 ERA. From 1981-85, no pitcher in baseball recorded more strikeouts, and he set

a team record in 1982 with 274.

W-L	ERA	GS	IP	CG	SO
100-92	3.47	224	1730.1	72	1449

Don Gullett - 2002



After just 11 Minor League starts, Gullett debuted in Cincinnati, where he went 91-44 from 1970-76. He went 109-50 in his career before injuries forced retirement. He served as the Reds'

pitching coach from 1993-2005.

W-L	ERA	GS	IP	CG	SO
91-44	3.03	156	1187.0	35	777

Bid McPhee - 2002




Bid McPhee, a 2000 National Baseball Hall of Fame inductee, spent his entire 18-year career with the Reds in the late 1800s. His legendary defensive skills made McPhee a fan

favorite in Cincinnati.

G	AVG	AB	R	H	HR	RBI
2135	.271	8291	1678	2250	53	1067

George Foster - 2003



One of the Big Red Machine's biggest offensive threats, Foster led the league in RBI for 3 straight years (1976-78), in home runs for 2 years (1977-78) and won the MVP in 1977

(.320, club-record 52 homers and 149 RBI).

G	AVG	AB	R	H	HR	RBI
1253	.286	4454	680	1276	244	861

Dummy Hoy - 2003



Hoy, who was deaf and mute, had the greatest career of any handicapped player. Five of his 14 seasons were spent with the Reds (1894-97, 1902). The OF had 2,054 hits and

ranks among the leaders with 594 steals.

G	AVG	AB	R	H	HR	RBI
554	.292	2143	462	625	16	244

Ken Griffey Sr. - 2004



Griffey was a 3-time All-Star right fielder for the Big Red Machine who helped produce World Series titles in 1975 and '76 by hitting .305 and .336, respectively. He finished his Major

League career with a .296 average.

G	AVG	AB	R	H	HR	RBI
1224	.303	4206	709	1275	71	466

Bob Howsam - 2004



Howsam is recognized as the architect of the Big Red Machine. He was the club's general manager from 1967-78 and 1983-84, but he also served as president and chief operating

officer from 1973-78 and 1983-85.

Years In Front Office					
1967-78, 1983-85					

Will White - 2004



White spent 8 of his 10 Major League seasons playing in Cincinnati, from 1878-80 and again from 1882-86. In his Major League career, White went 229-166 with a 2.28 ERA, 394

complete games and 36 shutouts.

W-L	ERA	GS	IP	CG	SO
227-165	2.26	396	3497.2	389	1029

Eric Davis - 2005




A 2-time All-Star, Davis spent 9 of his 17 seasons with the Reds (1984-91, '96). He won 3 Gold Glove awards, 2 Silver Slugger honors and had seven 20 HR/20 SB seasons, including

the club's first 30/30 (1987).

G	AVG	AB	R	H	HR	RBI
985	.271	3272	635	886	203	615

Jose Rijo - 2005



Rijo, a 1994 All-Star, spent 10 of his 14 seasons in Cincy (1988-95, 2001-02). He is best remembered for his effort during the 1990 World Series. Rijo went 2-0 to earn MVP

honors in the 4-game sweep of the A's.

W-L	ERA	GS	IP	CG	SO
97-61	2.83	215	1478.0	17	1251

George Wright - 2005



George Wright played shortstop for the Red Stockings for two seasons, in 1869 and 1870, and batted a whopping .633 and .536, respectively.

No Statistics

Harry Wright - 2005



Manager of the 1869-70 Red Stockings, baseball's 1st pro team, Wright also played outfield and reliever from 1866-70. He pioneered such innovations as relays, fielders backing

ing one another up and weight-training.

No Statistics

Tom Browning - 2006



In a 1-0 victory vs LA on 9/16/88, Browning became the first pitcher in Reds history to throw a perfect game. He pitched for the Reds from 1984-94 and ranks 12th on the club's all-time victories list (123). He won 20 games in 1985.

W-L	ERA	GS	IP	CG	SO
123-88	3.92	298	1911.0	31	997

Lee May - 2006



May played for the Reds from 1965-71. When enshrined, his 147 homers ranked 14th on the club's all-time list, and he led the Reds in home runs 3 times. He was team MVP in 1971,

when he registered 39 HR and 98 RBI.

G	AVG	AB	R	H	HR	RBI
761	.274	2841	395	779	147	449

Tom Seaver - 2006



Seaver won 75 games for the Reds from 1978-82 and accumulated a .620 winning percentage. He was an All-Star for the Reds in 1978 and 1981 and in a 4-0 win vs the Cardinals

on 6/16/78 threw his only career no-hitter.

W-L	ERA	GS	IP	CG	SO
75-46	3.18	158	1085.2	42	731

Cesar Geronimo - 2008



Was the center fielder on Big Red Machine clubs of the 1970s. Became the seventh member of that starting lineup to be inducted. Played for the Reds from 1972-80 and won 4 consecutive Gold Glove Awards (1974-77).

G	AVG	AB	R	H	HR	RBI
1203	.261	3329	404	869	44	335

Garry Herrmann - 2008



The Cincinnati native was the club's CEO and GM from 1902-27 and was considered "the father of the World Series." He spearheaded the construction of Redland Park, which served as the Reds' home from 1912-70.

Years In Front Office

1902-27

Joey Jay - 2008



Pitched for the Reds from 1961-66. Was an All-Star in his first season here, going 21-10 with a 3.53 ERA and leading the NL in wins. Jay is 1 of only 5 Reds pitchers since 1900 to win 20

games in consecutive seasons.

W-L	ERA	GS	IP	CG	SO
75-63	3.80	150	1102.2	49	708

Barry Larkin - 2008



Elected to the Cooperstown HOF in 2012. "One of the 10 most complete players in history" played for the Reds for 19 years (1986-2004). The 12-time All-Star won 9 Silver Sluggers, 3 Gold Gloves and 1995 MVP.

G	AVG	AB	R	H	HR	RBI
2180	.295	7937	1329	2340	198	960

Pedro Borbon - 2010



Borbon is the club's all-time leader in appearances with 531. From 1970-79 he was one of the top relievers on the Big Red Machine teams and from 1970-78 appeared in more

games than any other NL pitcher.

W-L	ERA	G	IP	SV	SO
62-33	3.32	531	920.2	76	359

Tony Mullane - 2010



Pitched for the Reds from 1886-93. Was the ace of the staff, earned more than 30 wins twice and more than 20 wins 5 times. Threw 264 complete games in 285 starts. Had the

ability to pitch with both arms.

W-L	ERA	GS	IP	CG	SO
163-124	3.15	285	2599.0	264	993

Chris Sabo - 2010



Played for the Reds from 1988-93 and 1996. Was NL Rookie of the Year in 1988 and an NL All-Star in '88, '90 and '91. During the 1990 World Series championship season led the club

in homers, doubles and runs.

G	AVG	AB	R	H	HR	RBI
818	.270	3012	443	812	104	373

Sean Casey - 2012



Played for the Reds from 1998-2005. Was a 3-time All-Star and won the 1999 Hutch Award. Led the Reds in hitting 6 times. Was the club MVP in 2004. One of the most popular

Reds ever, he was nicknamed "The Mayor."

G	AVG	AB	R	H	HR	RBI
1075	.305	4007	588	1223	118	604

Dan Driessen - 2012



Played for the Reds from 1973-84 and beginning in 1977 followed Tony Perez as the club's everyday first baseman. Led the NL in fielding percentage 3 times. Hit .357 in the Reds'

1976 World Series sweep of the Yankees.

G	AVG	AB	R	H	HR	RBI
1480	.271	4717	661	1277	133	670

John Reilly - 2012



The Cincinnati native was the Reds' starting first baseman from 1883-91. "Long John" led all Reds batters in BA, HR and RBI in the 1880s. Is 1 of only 4 players in franchise history to

lead the league in home runs twice.

G	AVG	AB	R	H	HR	RBI
1069	.294	4412	877	1296	69	724

Jake Beckley - 2014



"Eagle Eye" Beckley played 20 seasons in the majors, including 7 years for the Reds from 1897-1903. His .325 career batting average still ranks third on the club's all-time list. The first

baseman mastered the "hidden ball" trick.

G	AVG	AB	R	H	HR	RBI
880	.325	3469	592	1126	26	570

Ken Griffey Jr. - 2014



Griffey was a 3-time All-Star while with the Reds from 2000-2008. The Cincinnati native was the club's MVP in 2005. His 210 HR rank seventh on the Reds' all-time list. The Griffeyes are the

only father and son in the Reds HOF.

G	AVG	AB	R	H	HR	RBI
945	.270	3353	533	904	210	602

Ron Oester - 2014



From 1978-1990 Oester played all 13 of his Major League seasons with his hometown team. He helped the Reds win the 1990 World Series championship and spent 6 seasons

as a coach on the Major League staff.

G	AVG	AB	R	H	HR	RBI
1276	.265	4214	458	1118	42	344

Dave Parker - 2014



The Cincinnati native was a 2-time All-Star and Silver Slugger Award winner during 4 years with the Reds from 1984-1987, when he averaged 27 HR and 108 RBI. The "Cobra" was team

MVP 3 straight years from 1984-1986.

G	AVG	AB	R	H	HR	RBI
631	.281	2468	327	694	107	432

Pete Rose - 2016



The Cincinnati native produced a record 4,256 hits over 24 seasons with the Reds, Phillies and Expos. The 1963 NL Rookie of the Year and 1973 MVP was a 17-time All-Star,

including 13 times for the Reds.

G	AVG	AB	R	H	SB
2722	.307	10,934	1,741	3,358	146

Dave Bristol - 2018



Reds managing career began in the farm system in 1957. Was instrumental in the development of numerous stars of the Big Red Machine. From 1966-69, he piloted the Reds to

298 wins, 10th most in franchise history.

Years	W	L	Pct.
1966-69	298	265	.525

Adam Dunn - 2018



Among the team's all-time leaders, Adam Dunn ranks 1st in HR/AB (13.8), 3rd in SLG (.520) and OPS (.900), 4th in HR (270) and 7th in OBP (.380). He led or tied for the team

lead in HR for 7 straight years (2002-2008).

G	HR	RBI	BB	OBP	SLG
1087	270	646	755	.380	.520

Fred Norman - 2018



A mainstay of the Big Red Machine's starting rotation from 1973-79, Norman recorded double-digit victories each season of his Reds career and only 18 pitchers in franchise history

struck out more batters than Norman's 864.

W-L	ERA	GS	IP	CG	SO
85-64	3.43	196	1315.0	38	864

2018 REDS HALL OF FAME INDUCTION

REDS HALL OF FAME INDUCTION WEEKEND

JULY 21 & 22, 2018

Adam Dunn Headlines the 2018 Reds Hall of Fame Induction Class

Outfielder Adam Dunn, manager Dave Bristol and pitcher Fred Norman will be the next inductees into the Cincinnati Reds Hall of Fame.

Dunn, who played for the Reds from 2001-2008, was the top vote-getter selected by fans, Reds alumni and select media through the Modern Player Ballot, presented by Clark Schaefer Hackett, the official accounting firm of the Reds Hall of Fame Ballot.

Bristol and Norman were Reds Hall of Fame Veterans Committee selections. In addition to the Modern Player Ballot, the Veterans Committee considers candidates for induction whose playing careers ended more than 13 years ago along with managers and executives. The Veterans Committee is comprised of Hall of Famers, Reds executives, Reds Hall of Fame Board Members, baseball historians and media members

Dunn, Bristol and Norman will comprise the Induction Class of 2018 and be honored during Reds Hall of Fame Induction Weekend, July 21 & 22, 2018.

“We thank the fans, Reds alumni and media for their participation in the voting process and are excited to honor Adam, who ranks among the Reds greats in so many statistical categories, with this prestigious recognition,” said Rick Walls, executive director of the Reds Hall of Fame & Museum. “We all look forward to having Adam, along with his family, friends, and teammates with us next summer for another memorable Induction Weekend.”

Reds Hall of Fame Induction Ceremony presented by PNC Bank:

Saturday, July 21 vs Pirates (Pregame Reds Hall of Fame Induction Ceremony to honor the Class of 2018.)



CINCINNATI REDS HALL OF FAME AND MUSEUM PRESENTED BY DINSMORE

The Cincinnati Reds Hall of Fame and Museum, located adjacent to Great American Ball Park, features more than 15,000 square feet of exhibit space on 2 floors honoring the history of baseball’s first professional team. With rare artifacts and memorabilia dating all the way back to the legendary 1869 Cincinnati Red Stockings, the Hall of Fame and Museum provides a complete account of Reds history. The Hall of Fame also features a number of interactive exhibits that provide an educational and hands-on experience for fans of all ages.

Memberships to the Hall of Fame and Museum include a variety of benefits, such as invitations to special events, collectible gifts and ticket vouchers to Reds home games. For media members seeking more information, contact the museum at (513) 765-7923.

Off-season Hours

Tuesday-Sunday: 10:00 a.m. to 5:00 p.m.

In-Season Hours

Non-Game Days

Sunday-Saturday: 10:00 a.m. to 5:00 p.m.

Game Days (all days)

Day Games: 10:00 a.m. until two hours after end of game. *Open only to fans with same-day game tickets.

Evening Games: 10:00 a.m. to 8:00 p.m. *Open only to fans with same-day game tickets after gates open.

2018 Admission Prices


- Adult - \$10
- Student/Senior (60+) - \$8
- Active Military/Veterans - \$6 (with valid military ID)
- Children 4 and younger are admitted free of charge.

Groups

A minimum of 15 guests is required for the group rate. Reservations must be made at least two weeks in advance.

- Adult - \$8
- Student/Senior - \$6


REDS RETIRED UNIFORM NUMBERS



42 JACKIE ROBINSON

Born: 1/31/1919 Birthplace: Cairo, GA Died: 10/24/1972 Number Retired: 1997

The first black player in the Major Leagues, Jackie Robinson played for the Dodgers from 1947-56. The 6-time All-Star was National League Rookie of the Year in 1947 and NL Most Valuable Player in 1949. In 1997, the 50th anniversary of his debut, every team in baseball retired his number. The last Major League player to wear #42 was Yankees pitcher Mariano Rivera, who retired following the 2013 season.



1 FRED HUTCHINSON

Born: 8/12/1919 Birthplace: Seattle, WA Died: 11/12/1964 Number Retired: 1965

Fred Hutchinson's 443 victories and .544 winning percentage as Reds manager still rank among the club's all-time best. The Reds won at least 90 games in 3 of his 6 seasons and in 1961 took the National League pennant. But the joy of a first-place finish was matched only 3 years later by the sadness of Hutch's death. The courage, class and determination Fred exemplified all his life were all the more evident during his battle with cancer. Hutch stepped down as Reds manager in 1964, and he died that November. The following year, Hutch's No. 1 became the first uniform jersey number in Reds history to be retired. Today, Fred Hutchinson's legacy lives on in the world-renowned Cancer Research Center that bears his name, and in The Hutch Award. It is given annually to a Major League ballplayer who "best exemplifies the character and fighting spirit of the late Fred Hutchinson...who overcomes any form of adversity." Past Reds winners include Ray Knight, Ron Oester, Eric Davis, Bobby Tolan, Johnny Bench and Sean Casey.



5 JOHNNY BENCH

Born: 12/7/1947 Birthplace: Oklahoma City, OK Number Retired: 8/11/1984

Cincinnati's uniform No. 5 belongs to perhaps the greatest catcher ever to play in the Major Leagues. Johnny Bench ended his 17-year storied career in 1983 after earning a pair of Most Valuable Player Awards, 10 Gold Gloves and 14 All-Star Game selections. He was inducted into the National Baseball Hall of Fame in 1989. Bench began his career by winning the 1968 National League Rookie of the Year Award. He ended his career with a .267 batting average and 389 homers, including 327 as a catcher that at the time stood as a record for NL catchers. On the Reds' all-time batting list, Bench ranks first in homers and RBI (1,376), second in extra-base hits (794) and total bases (3,644), fourth in runs scored (1,091) and doubles (381) and fifth in hits (2,048). He appeared in 22 National League Championship Series games and 23 World Series games. Bench earned World Series MVP honors in 1976, when the Reds swept the New York Yankees. He twice led the league in home runs (40 in 1972, 45 in 1970) and 3 times led the NL in RBI (148 in 1970, 125 in 1972, 129 in 1974).



8 JOE MORGAN

Born: 9/19/1943 Birthplace: Bonham, TX Number Retired: 6/6/1998

A 10-time All-Star and 5-time Gold Glove second baseman, Joe Morgan was elected to the Reds Hall of Fame in 1987 and to the National Baseball Hall of Fame in 1990. The 2-time National League MVP played for the Reds from 1972-79, during the glory days of the Big Red Machine. He won his first MVP award in 1975, when he guided the Reds to a World Series victory over the Boston Red Sox. Morgan batted .327 with 67 stolen bases that season. He was MVP again in 1976, as the Reds roared to their second straight World Series championship with a 4-game sweep of the New York Yankees. That season he hit .320 with 60 stolen bases. Morgan remains the Reds' all-time stolen base leader (406), and his 266 home runs as a second baseman rank third in baseball history behind Jeff Kent and Ryne Sandberg. He finished his 22-year professional career with 268 homers, 1,133 RBI and 689 stolen bases for the Astros, Reds, Giants, Phillies and Athletics.


10
SPARKY ANDERSON
Born: 2/22/1934 **Birthplace:** Bridgewater, SD **Died:** 11/4/2010 **Number Retired:** 5/28/2005

George "Sparky" Anderson was inducted into the Reds Hall of Fame on June 3, 2000 and into the National Baseball Hall of Fame in Cooperstown in July of that summer. He was named National League Manager of the Year in 1972 and '75 by The Associated Press and American League Manager of the Year in 1984 and '87 by the Baseball Writers' Association of America. He went 2,194-1,834 (.545) in 26 Major League seasons with the Reds and Tigers. From 1970-78 he led the legendary Big Red Machine to an 863-586 record (.596), 5 NL West Division titles, 4 pennants and 2 World Series championships. His '75 and '76 teams combined to go 210-114 (.629) and became the first NL franchise in 54 years to win consecutive world championships. He is the Reds' all-time leader in victories (863) and winning percentage (.596). When he won the 1984 World Series with the Tigers, Anderson became the first of only 2 managers ever to win a World Series in both leagues (Tony LaRussa, 1989 A's & 2006 Cardinals). Anderson's 2,194 career victories during his 26 Major League seasons is the sixth-highest total in history behind Connie Mack (3,731), John McGraw (2,763), Tony LaRussa (2,728), Bobby Cox (2,504) and Joe Torre (2,326). He is 1 of only 7 managers to participate in 4,000 games (4,030), a group that includes Mack (7,755), LaRussa (5,097), McGraw (4,769), Cox (4,508), Bucky Harris (4,410), and Torre (4,329).


11
BARRY LARKIN
Born: 4/28/1964 **Birthplace:** Cincinnati, OH **Number Retired:** 8/25/2012

Barry Larkin was a 12-time National League All-Star, 5 times was voted to the All-Star Game's starting lineup, 9 times was named to The Sporting News' NL All-Star Team and 3 times was named to The Associated Press' Major League All-Star Team. In 1995 he was the National League's Most Valuable Player and 4 times was the Reds' regular-season Most Valuable Player, including their 1990 World Series championship season. He won 9 Louisville Silver Slugger Awards and 3 Rawlings Gold Glove Awards. The Reds' captain from 1997 through his final season in 2004, Larkin finished his 19-year career with a batting average of .295 in 2,180 games and 9 times hit at least .300. He is the only shortstop in Major League history with at least 2,300 hits, 190 home runs and 370 stolen bases. In 1996 he became the first shortstop in Major League history to produce 30 homers and 30 steals in the same season. In 2008 he was inducted into the Reds Hall of Fame, and in 2012 Larkin became the third player and fifth Greater Cincinnati native inducted to the National Baseball Hall of Fame in Cooperstown but the first voted in by the Baseball Writers' Association of America.


13
DAVID CONCEPCION
Born: 6/17/1948 **Birthplace:** Ocumare de la Costa, VZ **Number Retired:** 8/25/2007

As the starting shortstop on the Big Red Machine, David Concepcion was the defensive anchor of a club that from 1970-78 went 863-586 (.596) and won 5 National League West Division titles, 4 pennants and 2 World Series championships. The '75 and '76 Reds combined to go 210-114 (.629) and became the NL's first franchise in 54 years to win consecutive World Series titles. Concepcion was the club's MVP in 1981, was named team captain in 1983, and he was inducted into the Reds Hall of Fame in 2000. With 8,723 at bats in 2,488 games Concepcion ranks second in club history in both categories behind Pete Rose. Since 1900, he ranks among the franchise's all-time leaders in hits (2,326; 3rd), doubles (389; 3rd), stolen bases (321; 3rd), runs scored (993; 5th), total bases (3,114; 5th) and RBI (950; 6th). He was a 9-time National League All-Star, fourth-most in club history (Bench 14, Rose 13, Larkin 12), and his 5 Rawlings Gold Glove Awards are second only to Bench's 10 Gold Gloves. He was the Most Valuable Player of the 1982 All-Star Game, 3 times was a The Sporting News All-Star and twice won Louisville Slugger Silver Slugger Awards (1981, 1982).



14 PETE ROSE
 Born: 4/14/1941 Birthplace: Cincinnati, OH Number Retired: 6/26/2016

In a weekend celebration in June 2016, Pete Rose was inducted into the Reds Hall of Fame while his 14 became the 11th uniform number to be retired by the club. The Cincinnati native played for the Reds from 1963-1978 and again from 1984-86 and still ranks as the franchise's all-time leader in games (2,722), plate appearances (12,344), runs (1,741), hits (3,358), singles (2,490), doubles (601), total bases (4,645) and walks (1,210). His 4,256 career hits are the most in Major League history. Rose was a 17-time National League All-Star, including 13 times while playing for Cincinnati. He was the 1963 Rookie of the Year, 1973 Most Valuable Player, a 3-time batting champion and 2-time Rawlings Gold Glove Award winner. In 1975 and 1976, Rose captained the Big Red Machine to World Series championships over the Yankees and Red Sox and in '76 was named the Fall Classic's MVP. His 44-game hitting streak in 1978 still stands as the third-longest in Major League history.



18 TED KLUSZEWSKI
 Born: 9/10/1924 Birthplace: Argo, IL Died: 3/29/1988 Number Retired: 7/18/1998

A 4-time All-Star, Ted Kluszewski was elected to the Reds' Hall of Fame in 1962. Following an 11-year career with the Reds, he was noted as the greatest left-handed slugger and one of the best fielding first basemen in club history. From 1947-57, Big Klu hit 251 homers for the Reds, including 49 in 1954 to lead the National League. His 141 RBI that season also led the league, and both tallies are club records for left-handers. Kluszewski also led the National League in fielding for 5 straight seasons from 1951-55. He finished his 15-year big league career with a .298 batting average, 279 homers and 1,028 RBI while playing for the Reds, Pirates, White Sox and Angels. Kluszewski also served the Reds as a coach from 1970-78.



20 FRANK ROBINSON
 Born: 8/31/1935 Birthplace: Beaumont, TX Number Retired: 5/22/1998

Frank Robinson, a 12-time All-Star, was elected to the Reds Hall of Fame in 1978 and to the National Baseball Hall of Fame in 1982. He spent the first 10 of his 21 Major League seasons in a Reds uniform. While playing for Cincinnati from 1956-65, Robinson belted 30 or more homers in 7 of his 10 seasons, including a rookie record 38 while winning the National League's Rookie of the Year Award in 1956. In 1961 Robinson was named the National League's Most Valuable Player after hitting .323 with 37 homers and 124 RBI while helping guide the Reds to their first World Series appearance in 21 years. Following the 1965 season, Robinson was traded to the Baltimore Orioles and went on to win the American League Most Valuable Player Award in 1966 after winning the Triple Crown with a .316 average, 49 homers and 122 RBI. Robinson played for the Reds, Orioles, Dodgers, Angels and Indians and ranks among baseball's all-time leaders with 586 home runs; 5,373 total bases; 1,829 runs; 1,812 RBI; 2,808 games; 10,006 at-bats; 2,943 hits; and 528 doubles.



24 TONY PEREZ
 Born: 5/14/1942 Birthplace: Camaguey, Cuba Number Retired: 5/27/2000


The heart and soul of Cincinnati's Big Red Machine World Series championship teams of 1975 and 1976, Tony Perez was inducted into the Reds Hall of Fame in August 1998 and into the National Baseball Hall of Fame in July 2000. He was the third member of the Big Red Machine elected to the Cooperstown Hall, joining catcher Johnny Bench (1989) and second baseman Joe Morgan (1990). A 7-time All-Star and MVP of the 1967 All-Star Game, Perez appeared in 5 World Series and 6 League Championship Series. His 1,652 RBI are the second-most among players from Latin America, and he ranks among baseball's all-time leaders in RBI, games, at-bats, doubles, hits and home runs. He ranks among the Reds all-time leaders in RBI (1192, 2nd), home runs (287, 3rd), total bases (3246, 4th), games (1948, 5th), at-bats (6846, 5th), hits (1934, 5th), extra-base hits (682, 5th) and doubles (339, 6th). He played 23 seasons from 1964-86 for the Reds, Expos, Red Sox and Phillies. During the 10-year span from 1967-76 he led all Major Leaguers with 1,028 RBI.

GREAT AMERICAN BALL PARK PLAYER STATUES

The home of the Reds features many visible acknowledgements of the club's rich history. Notable among them are the seven statues of Reds greats positioned near the park's entry gates. The first four statues installed at the ballpark feature players from the Crosley Field era while the others represent three of the legends from the Big Red Machine club of the 1970s. Each of the statues was created by nationally-renowned artist Tom Tsuchiya. In addition to the Reds, Mr. Tsuchiya has produced works of art for Major League Baseball, the National Baseball Hall of Fame and the National Football League.


TOM TSUCHIYA
CROSLY ERA STATUES


The four statues located at Great American Ball Park's Crosley Terrace main entrance represent four players that a fan vote determined best represented the Reds during the 1912–1970 Crosley Field era. The statues are positioned on a contoured field that evokes Crosley's famous outfield incline which was dubbed "the terrace." The scene depicts Joe Nuxhall pitching to Frank Robinson with Ernie Lombardi serving as Nuxhall's battery mate. Standing on-deck, awaiting his turn at the plate, is Ted Kluszewski. The Kluszewski, Nuxhall and Robinson statues were dedicated during Great American Ball Park's inaugural season in 2003. The Lombardi statue followed in 2004.


TED KLUSZEWSKI

JOE NUXHALL

ERNIE LOMBARDI

FRANK ROBINSON

BIG RED MACHINE STATUES



JOHNNY BENCH

Dedicated by the Reds Hall of Fame and Museum in 2011

The subject of the first statue commissioned by the Reds Hall of Fame was Johnny Bench, the Big Red Machine's catcher who has been called "Baseball's Greatest Catcher." Known for having one of the most powerful throwing arms in the history of the game, the statue depicts Bench in the act of gunning down a runner trying to steal a base. The statue is located in the Hall of Fame Breezeway, just outside the main entrance to the Reds Hall of Fame on the West side of Great American Ball Park.



JOE MORGAN

Dedicated by the Reds Hall of Fame and Museum in 2013

Located at the corner of Joe Nuxhall Way and Second Street on the northwest corner of Great American Ball Park, the Joe Morgan statue captures the Reds' modern era leader in career stolen bases as he breaks for second base on a steal attempt. Possessing a combination of power, speed and superlative defensive skills, Morgan is widely considered to be the best second baseman in baseball history.



TONY PEREZ

Dedicated by the Reds Hall of Fame and Museum in 2015

One of the most beloved players in Reds history, Tony Perez was one of the great clutch hitters of his era and was the Big Red Machine's most reliable run producer. Perez's statue depicts "The Big Dog" in the follow-through of his home run swing in the seventh game of the 1975 World Series. Perez's home run sparked the Reds' comeback in the decisive contest that ended with the Reds clinching the first of back-to-back World Championships. The statue is located on Joe Nuxhall Way, near the entrance to the Reds Team Shop. Mounted atop the building directly across the street from the statue is a baseball that appears to be soaring over the building, just as Perez's World Series home run flew over the top of Fenway Park's "Green Monster" in 1975.



PETE ROSE

Dedicated by the Reds Hall of Fame and Museum in 2017

The fourth and final statue in the Big Red Machine series that began with the dedication of the Johnny Bench statue in 2011, the Pete Rose statue was dedicated in 2017 and is adjacent to the Tony Perez statue at the entrance to Great American Ball Park. This tribute to the Cincinnati native and all-time career hits leader depicts Rose in his trademark head first slide. Engineers from GE Aviation were enlisted to construct a special internal frame that allows the statue to accurately depict Rose "in flight."

UNIFORM NUMBERS

The Reds first adopted uniform numbers in 1932. The following is a list of players who appeared in at least 1 game for the Reds.

#Manager; *Coach

0	'42.....*Blades, Ray	'51.....Landrith, Hobie	'72.....Ruberto, John	'57.....Pavletich, Don
'97.....*Oester, Ron	'43-44.....*Crabtree, Estel	'53.....Baldwin, Frank	'76-78.....Werner, Don	'57-60.....Dotterer, Dutch
'99.....*Collins, Dave	'45-46.....*Gowdy, Hank	'53-55.....Landrith, Hobie	'79-80.....Cruz, Hector	'60.....Azcue, Joe
00	'47-48.....*Page, Phil	'58.....Pinson, Vada	'81-82.....Landestoy, Rafael	Dotterer, Dutch
'93.....*Cardenal, Jose	'49.....*Cuccinello, Tony	'62.....Johnson, Darrell	'83.....#Nixon, Russ	'61.....Bevan, Hal
'96-97.....Goodwin, Curtis	'54-58.....*Ferrick, Tom	'64.....*Temple, Johnny	'84.....Householder, Paul	Johnson, Darrell
'99.....Robinson, Kerry	'59-60.....*Moses, Wally	'65.....*Oceak, Frank	'85-88.....*DeMars, Billy	'62-63.....Folies, Hank
2006.....Watson, Brandon	'61-65.....*Turner, Jim	'67-83.....Bench, Johnny	'89.....Duncan, Mariano	'63.....Green, Gene
White, Rick	'66-68.....*Harder, Mel	Retired in 1984	Harris, Lenny	Spencer, Daryl
	'70-78.....*Scherger, George	Johnny Bench	'90-91.....Duncan, Mariano	'64.....Smith, Hal
1	'79-82.....#McNamara, John	6	'92.....Wrona, Rick	'66-67.....*Wietelmann, Whitey
'32-33.....Grantham, George	'82-86.....*Scherger, George	'32.....Hafey, Chick	'93-94.....Mitchell, Kevin	'68-69.....*Smith, Hal
'34-35.....Bottomley, Jim	'87-89.....*Lett, Jim	'33.....Crouch, Jack	'95.....Lewis, Darren	'70-77.....Plummer, Bill
'36.....Campbell, Gilly	'90-92.....*Rothschild, Larry	Hemsley, Rollie	'96.....Mitchell, Kevin	'78-80.....Correll, Vic
'37.....Brittain, Gus	'93.....*Valentine, Bobby	'34-35.....Slade, Gordon	'96.....Goodwin, Curtis	'81-82.....O'Berry, Mike
Moore, Dee	'94-95.....*Jackson, Grant	'36.....Herman, Babe	'97.....Oliver, Joe	'83.....Bilardello, Dann
'39-46.....#McKechnie, Bill	'96.....*Lett, Jim	'37.....Outlaw, Jimmy	'98.....*Oester, Ron	'84.....*Rapp, Vern
'47-48.....*Neun, Johnny	'97-2001.....Reese, Pokey	'40-41.....*Baker, Bill	'99.....Sweeney, Mark	'85-87.....Venable, Max
'49.....#Walters, Bucky	'02.....Dawkins, Gookie	'43.....DePhillips, Tony	2000-01.....Ochoa, Alex	'88.....Milner, Eddie
'54-58.....#Tebbetts, Birdie	'03.....Ryan Freel	'44.....Rice, Len	'02-04.....Castro, Juan	Quinones, Luis
'59.....*Hutchinson, Fred	'03-05.....Jimenez, D'Angelo	'44-45.....Riddle, Johnny	'05.....Romano, Jason	'89.....Oliver, Joe
#Smith, Mayo	'06-08.....Griffey Jr., Ken	'46.....Walker, Gee	Holbert, Aaron	'89.....Trillo, Manny
'60-64.....*Hutchinson, Fred	'09.....Taveras, Wily	'47-48.....Poland, Hugh	'06-07.....*Dent, Bucky	'90-94.....Oliver, Joe
Retired in 1965	'10-11.....Valaika, Chris	'49-52.....Howell, Dixie	Bellhorn, Mark	'95.....Anthony, Eric
Fred Hutchinson	'13.....Izturis, Cesar	'53.....Folies, Hank	'08.....Castro, Juan	'96.....Oliver, Joe
	'15-16.....De Jesus Jr., Ivan	'53-55.....Bailey, Ed	Janish, Paul	'97.....Pendleton, Terry
	'17.....Kivlehan, Patrick	'55.....Batts, Matt	'09-11.....Janish, Paul	'98.....Watkins, Pat
2	4	'56-61.....Bailey, Ed	'14.....Santiago, Ramon	'99.....Morris, Hal
'32.....Gilbert, Wally	'32.....Hendrick, Harvey	'61.....Edwards, Johnny	'15-17.....Suarez, Eugenio	2000.....Bichette, Dante
'33.....Morrissey, Jo-Jo	'33.....Hafey, Chick	Retired in 1984		'01-03.....#Boone, Bob
'34.....Petosky, Ted	'34.....Adams, Sparky	Edwards, Johnny	8	'04-05.....Cruz, Jacob
Piet, Tony	'35.....Morrissey, Jo-Jo	'62-67.....Edwards, Johnny	'32-33.....Roettger, Wally	'06-07.....Castro, Juan
'35.....Grissom, Lee	Sullivan, Billy	'68.....Johnson, Bob	'34.....Comorosky, Adam	'08.....Bako, Paul
'36-37.....Lombardi, Ernie	'36-37.....Cuyler, Kiki	'68-71.....Woodward, Woody	'35.....Cuyler, Kiki & Piet, Tony	'09.....Richar, Danny
'39-42.....*Gowdy, Hank	'39-41.....Lombardi, Ernie	'73.....Barton, Bob	'36.....Byrd, Sammy	'10.....Bloomquist, Willie
'43-44.....*Lobert, Hans	'42-47.....Lakeman, Al	'73-74.....King, Hal	'37.....Davis, George	'12.....Harris, Willie
'45-46.....*Wilson, Jimmie	'49.....*Page, Phil	'78.....Grammas, Alex	Gelbert, Charles	'13-14.....Hannah, Jack
'48-49.....*Kelly, George	'55-58.....*Dykes, Jimmy	'79-83.....*Fischer, Bill	'44.....*Wilson, Jimmie	'15.....Byrd, Marlon
'49.....*Sewell, Luke	'58.....*Dykes, Jimmy	'84-85.....*Kimm, Bruce	'48.....Williams, Dewey	'16-17.....Peraza, Jose
'54-55.....*Bartell, Dick	'59-65.....*Otero, Reggie	'86-89.....Diaz, Bo	'49.....Pramesa, Johnny	10
'56-57.....*McCormick, Frank	'66-69.....*Bristol, Dave	'91.....*Scott, Donnie	'50.....Landrith, Hobie	'32-33.....Durocher, Leo
'58.....*Riddle, Johnny	'70-78.....*Shepard, Larry	'92-93.....Wilson, Dan	'51.....McCosky, Barney	'33.....Adams, Sparky
'59.....*King, Clyde	'79-82.....*Dunlop, Harry	'95.....Gant, Ron	'53.....Baldwin, Frank	Durocher, Leo
'59-60.....*Deal, Cot	'83.....Christmas, Steve	'97-98.....Fordyce, Brook	'59.....Pavletich, Don	'34.....Pool, Harlin
'61-64.....*Sisler, Dick	'83.....Knically, Alan	'99.....Dawkins, Gookie	'60.....House, Frank	Moore, Johnny
'64-65.....*Sisler, Dick	'84.....Gulden, Brad	2000.....Santiago, Benito	'61.....Zimmerman, Jerry	'35-37.....Goodman, Ival
'66.....*Sievers, Roy	'86-88.....*Kimm, Bruce	'01-02.....Guerrero, Wilton	'62-68.....Pavletich, Don	'39-45.....McCormick, Frank
'67-69.....Bragan, Jimmy	'89.....*Bristol, Dave	'02-03.....Guillen, Jose	'69.....Breedon, Danny	'47-51.....Stallcup, Virgil
'70-75.....*Grammas, Alex	'90-92.....*Moore, Jackie	'03-08.....Freel, Ryan	'72-79.....Morgan, Joe	'52.....Kazak, Eddie
'76-82.....*Nixon, Russ	'93.....*Bristol, Dave	'09-12.....Stubbs, Drew	'82.....*Amalfitano, Joey	Landrith, Hobie
'83-85.....Redus, Gary	'93.....*Knight, Ray	'13-17.....Hamilton, Billy	'83.....Landestoy, Rafael	Stallcup, Virgil
'86-89.....*Breedon, Scott	'94.....Brumfield, Jacob	7	'84.....*Sparks, Joe	'54-56.....Harmon, Chuck
'90-92.....*Perfizzo, Sam	'95-96.....*McRae, Hal	'32-33.....Lombardi, Ernie	'85.....Diaz, Bo	'56-58.....Grammas, Alex
'93.....*Miley, Dave	'97-98.....Jackson, Damian	'34.....Schulmerich, Wes	'87-90.....McGriff, Terry	'59-63.....Kasko, Eddie
'94-97.....*Youngblood, Joel	'98-99.....Hammonds, Jeffrey	'35-36.....#Dressen, Charlie	'90.....Trevino, Alex	'64-65.....Boros, Steve
'98-2000.....*Dunlop, Harry	2000.....Stynes, Chris	'37.....Chozen, Harry	'92.....*McLaren, John	'66.....*Benson, Vern
'00.....LaRue, Jason	'01.....Larson, Brandon	#Dressen, Charlie	'93.....Samuel, Juan	*Heffner, Don
'01.....Sanders, Deion	'03-05.....Olmedo, Ray	'41.....Riddle, Johnny	'94.....*Boone, Bob	'89-91.....Quinones, Luis
'01.....Walker, Todd	'06-16.....Phillips, Brandon	'42.....Hemsley, Rollie	'95.....Berryhill, Damon	'92-93.....Roberts, Bip
'02-03.....*Cardenal, Jose	'17.....Gennett, Scooter	'43-44.....Mueller, Ray	Retired in 1998	'94-2000.....Taubensee, Ed
'04-06.....Lopez, Felipe	5	'46-48.....Mueller, Ray	Joe Morgan	'01-03.....*Foli, Tim
'06.....Clayton, Royce	'32.....Herman, Babe	'49.....Cooper, Walker	9	'03.....*Benavides, Freddie
'09.....Gonzalez, Alex	'33-34.....Moore, Johnny	Mueller, Ray	'32.....Douthit, Taylor	'04.....Romano, Jason
'07-09.....Gonzalez, Alex	'34.....Flowers, Jake	'50.....Cooper, Walker	'33.....Rice, Harry	Retired in 2005
'10.....Cabrera, Orlando	'35-37.....Myers, Billy	'50-51.....Scheffing, Bob	'34.....Hafey, Chick	Sparky Anderson
'11-17.....Cozart, Zack	'36.....Miller, Eddie	'52-54.....Seminick, Andy	'35-37.....Riggs, Lew	
3	'39-40.....*Wilson, Jimmie	'55.....Burgess, Smoky	'41-42.....Lamanno, Ray	
'32.....*Crabtree, Estel	'41.....Larson, Brandon	Seminick, Andy	'50-51.....Pramesa, Johnny	
'33.....Bottomley, Jim	'03-05.....Olmedo, Ray	'56-58.....Burgess, Smoky	'52.....Rossi, Joe	
'34.....Koenig, Mark	'06-17.....Phillips, Brandon	'62-63.....Gonder, Jesse	'56.....Batts, Matt	
'35-37.....Kampouris, Alex	'17.....Gennett, Scooter	Taylor, Sammy	Edwards, Bruce	
'39-40.....*Wilson, Jimmie	5	'64-67.....Coker, Jimmie	Frazier, Joe	
'41.....*Ens, Jewel	'32.....Herman, Babe	'68-72.....Corrales, Pat		

11
 '32.....Manion, Clyde
 '33.....Douthit, Taylor
 Stout, Ailyn
 '34.....Shiver, Ivey
 '35.....Hafey, Chick
 Herman, Babe
 Petosky, Ted
 '36.....McQuinn, George
 '36-37.....Scarsella, Les
 '39-43.....Frey, Lonny
 '44-45.....Miller, Eddie
 '46.....Frey, Lonny
 '48.....Williams, Dewey
 '49-50.....Bloodworth, Jimmy
 '51-60.....McMillan, Roy
 '61.....Baumer, Jim
 Cook, Cliff
 '62.....Alvarez, Rogelio
 '63.....Bright, Harry
 '64-67.....Johnson, Deron
 '68.....McRae, Hal
 '70-72.....McRae, Hal
 '73.....Menke, Denis
 '74.....Kennedy, Junior
 '76-77.....Bailey, Bob
 '78-83.....*Plaza, Ron
 '84-85.....Bilardello, Dann
 '86-87.....Stillwell, Kurt
 1988-2004.....Larkin, Barry

Retired in 2012
 Barry Larkin

12
 '32-33.....Lucas, Red
 '34.....Blakely, Link
 Shevlin, Jimmy
 '35.....Byrd, Sammy
 *Wingo, Ivy
 '37.....Barrett, Red
 McCormick, Frank
 '39-40.....Myers, Billy
 '41.....Shokes, Eddie
 Young, Pep
 Zientara, Benny
 '42.....Abreu, Joe
 '44-45.....Wahl, Kermit
 '46-55.....Adams, Bobby
 '55.....Smith, Milt
 '56.....Jablonski, Ray
 '57-58.....Hoak, Don
 '59.....Pendleton, Jim
 '60.....Martin, Billy
 '61-63.....Freese, Gene
 '64.....Klaus, Bobby
 '65-67.....Shamsky, Art
 '68.....Jones, Mack
 '69-75.....Chaney, Darrel
 '79-80.....Spilman, Harry
 '81.....Barranca, German
 Spilman, Harry
 '82.....Barranca, German
 '83-88.....Esasky, Nick
 '89.....Youngblood, Joel
 '90.....Bates, Billy
 Noce, Paul
 '92.....Benavides, Freddie
 '93-98.....Greene, Willie
 '94.....Sanders, Deion
 '98.....Jackson, Damian
 '99.....Stynes, Chris
 2000.....Cromer, D.T.
 '00-01.....Castro, Juan
 '02.....Walker, Todd
 '03.....Lopez, Felipe
 '03-05.....#Miley, Dave
 '05-07.....Encarnacion, Edwin
 '08-12.....#Dusty Baker
 '17.....Vincej, Zach

13
 '46.....Miller, Eddie
 '52-53.....Pellagrini, Eddie
 '66-67.....Shore, Ray
 '70-88.....Concepcion, Dave
 8/25/07.....Gonzalez, Alex

Retired in 2007
 Dave Concepcion

14
 32-33.....Johnson, Si
 '34.....Derringer, Paul
 '35.....Comorosky, Adam
 '36.....Chapman, Calvin
 '37.....Hafey, Chick
 '39.....Jacobs, Art
 Johnson, Hank
 Richardson, Nolan
 Riddle, Elmer
 '44.....Aleno, Chuck
 '46.....Corbitt, Claude
 '47.....Miller, Eddie
 '48-49.....Corbitt, Claude
 '49-51.....Meeks, Sammy
 '53-57.....Bridges, Rocky
 '57.....Flood, Curt
 '59-61.....Jones, Willie
 '62.....Harper, Tommy
 Zimmer, Don
 '63-78, '84-89.....Rose, Pete
 '97.....Rose Jr., Pete

Retired in 2016
 Pete Rose

15
 '32-33.....Kolp, Ray
 '34.....Johnson, Si
 '35.....Pool, Harlin
 '36.....Handley, Lee
 '37.....Campbell, Gilly
 Craft, Harry
 Weintraub, Phil
 '39-40.....Riggs, Lew
 '41-42.....Mattick, Bobby
 '43.....Miller, Eddie
 '45.....Flager, Wally
 Lukon, Eddie
 '46-53.....Hatton, Grady
 '54.....Bolger, Jim
 Hatton, Grady
 Lipon, Johnny
 '55.....Jablonski, Ray
 '56-58.....Crowe, George
 '59.....Thomas, Frank
 '61.....Gernert, Dick
 '62.....Cook, Cliff
 '64-69.....Ruiz, Chico
 '70-71.....Duffy, Frank
 '71-81.....Foster, George
 '83.....Barnes, Skeeter
 '83-85.....Krenchicki, Wayne
 '86-87.....Larkin, Barry
 '88.....Treadway, Jeff
 '89.....Barnes, Skeeter
 Richardson, Jeff
 '90-92.....Braggs, Glenn
 '93-95.....#Johnson, Davey
 '96-97.....Kelly, Mike
 '98.....#McKeon, Jack
 '99-2000.....Neagle, Denny
 '01.....Sadler, Donnie
 '02-03.....Mateo, Ruben
 '04.....Lidle, Cory
 Bragg, Darren
 '05.....Lopez, Luis
 '06.....Womack, Tony
 Wise, Dewayne
 '07.....Wise, Dewayne
 Cantu, Jorge
 '08-09.....Hairston, Jerry Jr.
 '09-10.....Sutton, Drew

'10.....Edmonds, Jim
 '11.....Lewis, Fred
 '12.....Valdez, Wilson
 '13.....Robinson, Derrick
 '14.....Bernadina, Roger
 Elmore, Jake
 '15.....Dominguez, Chris
 '16.....Pacheco, Jordan

16
 '32-33.....Frey, Benny
 '34.....Benton, Larry
 '36-37.....Walker, Hub
 '39.....Scarsella, Les
 '41-42.....Aleno, Chuck
 '42.....Phillips, Damon
 '43-45.....Mesner, Steve
 '46-48.....Zientara, Benny
 '50-51.....Ryan, Connie
 '52-59.....Temple, Johnny
 '60.....Chacon, Elio
 '61-68.....Cardenas, Leo
 '69-71.....Stewart, Jimmy
 '72.....Menke, Denis
 '73-74.....Gagliano, Phil
 '75.....Vukovich, John
 '78-90.....Oester, Ron
 '92-98.....Sanders, Reggie
 '99-2001.....*Oester, Ron
 '02-04.....Larson, Brandon
 '05.....Randa, Joe
 '06.....Ross, Cody
 Hollandsworth, Todd
 '07.....Ellison, Jason
 '09.....McDonald, Darnell
 '11.....Renteria, Edgar
 '14-17.....Barnhart, Tucker

17
 '32.....Carroll, Ownie
 '34.....Vance, Dazzy
 '35.....Lombardi, Ernie
 '36.....Thevenou, Tommy
 '37.....Brown, Jumbo
 Cascarella, Joe
 Dwyer, Double Joe
 '39-42.....Joost, Eddie
 '43-45.....Williams, Woody
 '46.....Shokes, Eddie
 '47.....Kress, Charlie
 '47-48.....Young, Babe
 '49.....Dobernic, Jess
 Kress, Charlie
 '50.....Adcock, Joe
 '57-59.....Henrich, Bobby
 '60.....Cardenas, Leo
 '60-61.....Chacon, Elio
 '62.....Rojas, Cookie
 '63-67.....Harper, Tommy
 '68-69.....Whitfield, Fred
 '70.....Cline, Ty
 Ward, Jay
 '71.....Cline, Ty
 '72.....Javier, Julian
 '73.....Crosby, Ed
 '74-75.....Crowley, Terry
 '78.....Grace, Mike
 '80-81.....Nolan, Joe
 '82.....Lawless, Tom
 '83.....Paris, Kelly
 '84.....Lawless, Tom
 '85-86.....Rowden, Wade
 '88-93.....Sabo, Chris
 '95.....Lewis, Mark
 '96.....Sabo, Chris
 '97-2003.....Boone, Aaron
 '04-08.....Valentin, Javier
 '09-10.....Nix, Laynce
 '11.....Sappelt, Dave
 '12.....Negron, Kristopher

'13.....Choo, Shin-Soo
 '14-15.....Negron, Kristopher

18
 '32-33.....Rixey, Eppa
 '34.....Stout, Ailyn
 '35.....Chapman, Calvin
 Ericson, Hank
 '37.....Davis, Peaches
 '39-41.....Werber, Bill
 '42-43.....Haas, Bert
 '44.....Beeler, Jodie
 Fausett, Buck
 '45.....Harrist, Earl
 Medeiros, Ray
 '46-47.....Haas, Bert
 '48.....Kluszewski, Ted
 Rickert, Merv
 '49-57.....Kluszewski, Ted
 '58.....Bilko, Steve
 Droppo, Walt
 '59.....Cook, Cliff
 Droppo, Walt
 '60-67.....Coleman, Gordy
 '69.....De La Hoz, Mike
 '70-78.....*Kluszewski, Ted
 '93.....Costo, Tim
 '95.....Santiago, Benito
 '96-97.....Owens, Eric

Retired in 1998
 Ted Kluszewski

19
 '32-33.....Benton, Larry
 '34.....Brennan, Don
 Wistert, Whitey
 '35.....Campbell, Gilly
 '36-37.....Hollingsworth, Al
 '39.....Galatzer, Milt
 '40.....Guise, Witt
 '43.....Brewster, Charlie
 '45.....Wehmeier, Herm
 '46.....Usher, Bob
 '47.....Wahl, Kermit
 '48.....Schultz, Howie
 Wahl, Kermit
 '54.....Murphy, Dick
 Ryan, Connie
 '57.....Kennedy, Bill
 Durnbaugh, Bobby
 '58.....Young, Dee
 '59.....Lockman, Whitey
 '60.....Cook, Cliff
 *Lockman, Whitey
 '61-63.....Blasingame, Don
 '63.....Neal, Charlie
 '65-71.....Helms, Tommy
 '76.....Youngblood, Joel
 '78-79.....Henderson, Ken
 '80.....Werner, Don
 '81.....Fiala, Neil
 '82.....Krenchicki, Wayne
 '83-89.....*Helms, Tommy
 '90-92.....Doran, Bill
 '93.....Milligan, Randy
 '94-95.....Walton, Jerome
 '96.....Anthony, Eric
 '97-2000.....Menke, Denis
 '01.....Doran, Bill
 '02-03.....Taylor, Reggie
 '04-05.....Machado, Anderson
 '05-06.....Denorfia, Chris
 '07.....Conine, Jeff
 '07-17.....Votto, Joey

20
 '32.....Ogden, Jack
 '34.....Johnson, Syl
 Kleinbans, Ted
 '35.....Herrmann, LeRoy
 '36-37.....Schott, Gene

'40-42.....McCormick, Mike
 '43.....Clay, Dain
 McCormick, Mike
 '44-46.....Clay, Dain
 '47-48.....Kluszewski, Ted
 '49-51.....Merriman, Lloyd
 '53.....Lerchen, George
 Marquis, Bob
 '54.....Merriman, Lloyd
 '56-65.....Robinson, Frank
 '66-67.....Simpson, Dick
 '69.....Savage, Ted
 '71.....Smith, Willie
 '72-80.....Geronimo, Cesar
 '81-86.....Milner, Eddie
 '88-90.....Jackson, Danny
 '91.....Jones, Chris
 '92-97.....Branson, Jeff
 '97.....Stynes, Chris

Retired in 1998
 Frank Robinson

21
 '32.....Hilcher, Whitey
 '33.....Derringer, Paul
 '34.....Kolp, Ray
 '35.....Johnson, Si
 '36.....Stine, Lee
 '36-37.....Hallahan, Bill
 '40.....Arnovich, Morrie
 Rizzo, Johnny
 '41-42.....Gleeson, Jim
 '42-44.....Marshall, Max
 '44.....White, Jo-Jo
 '45.....Sipek, Dick
 '46.....Goldstein, Lonnie
 Moss, Howie
 '47-49.....Baumholtz, Frankie
 '49-50.....Lowey, Peanuts
 '51.....Adcock, Joe
 '54.....Escalera, Nino
 '60.....Alvarez, Rogelio
 '61-62.....Gaines, Joe
 '63.....Walters, Ken
 '69.....Mashore, Clyde
 '72-75.....Hall, Tom
 '76-78.....Lum, Mike
 '79.....DeFretes, Art
 Santo Domingo, Rafael
 '81-83.....Householder, Paul
 '84.....Barnes, Skeeter
 '85-92.....O'Neill, Paul
 '93.....Daugherty, Jack
 '94.....Fernandez, Tony
 '95.....Sanders, Deion
 '96.....Portugal, Mark
 '97.....Sanders, Deion
 '98-2005.....Casey, Sean
 '06-07.....Hatteberg, Scott
 '08.....Hatteberg, Scott
 Dickerson, Chris
 '09-10.....Dickerson, Chris
 '11-15.....Frazier, Todd
 '16-17.....Lorenzen, Michael

22
 '32.....Asbjornson, Asby
 '34.....McCurdy, Harry
 Shaute, Joe
 '35-36.....Frey, Benny
 '37.....Joost, Eddie
 Kleinhaus, Ted
 '39-40.....Berger, Wally
 '40.....Dejan, Mike
 '40-41.....Ripple, Jimmy
 '43.....Goldstein, Lonnie
 Kelleher, Frankie
 '44.....Criscola, Tony
 '45-46.....Libke, Al
 '48-51.....Wyrostek, Johnny

'52.....Marshall, Willard
Wyrostek, Johnny
'53.....Marshall, Willard
'55-59.....Thurman, Bob
'59.....Gilbert, Buddy
'60.....Gaines, Joe
Gonzalez, Tony
'64-69.....Queen, Mel
'70-71.....Bravo, Angel
'71.....Ferrara, Al
'72.....Uhlaender, Ted
'73-84.....Driessen, Dan
'86-87.....Butera, Sal
'87-89.....Collins, Dave
'90-92.....Hatcher, Billy
'93.....Espy, Cecil
'93-96.....Howard, Thomas
'97.....Sierra, Ruben
'97-98.....Nunnally, Jon
1999-2000.....*Collins, Dave
'00-02.....Clark, Brady
'03-04.....Miller, Corky
'05-07.....Milton, Eric
'08-17.....*Hatcher, Billy

23
'32-33.....High, Andy
'34.....Freitas, Tony
Robello, Tommy
'35.....Freitas, Tony
'37.....Kleinhans, Ted
Mele, Dutch
Moore, Whitney
'39-42.....Craft, Harry
'42-45.....Tipton, Eric
'46.....Goldstein, Lonnie
McCormick, Mike
'47-48.....Galan, Augie
'50.....Bolger, Jim
Northey, Ron
'52.....Greengrass, Jim
Sisler, Dick
Westlake, Wally
'53-55.....Greengrass, Jim
'55-56.....Palsy, Stan
'58.....Coles, Chuck
'59.....Ennis, Del & Jones, Willie
'61-62.....*Douglas, Otis
'65-71.....May, Lee
'73-74.....Kosco, Andy
'75-77.....Flynn, Doug
'77-80.....Auerbach, Rick
'81-82.....Vail, Mike
'83.....Jones, Jeff
'84-86.....Van Gorder, Dave
'87.....McClendon, Lloyd
'88-89.....*May, Lee
'90-97.....Morris, Hal
'98.....Stynes, Chris
'99.....Vaughn, Greg
2000.....Bartee, Kimera
Morris, Hal
'01-06.....LaRue, Jason
'07.....Moeller, Chad
Jorgensen, Ryan
'08.....Patterson, Corey
'09.....Rosales, Adam
'10-11.....Alonso, Yonder
'12.....Phipps, Dennis
'13-14.....Lutz, Donald
'15-17.....Duvall, Adam

24
'32.....Morrissey, Jo-Jo
'33.....Manion, Clyde
'34.....Grissom, Lee
Lindsey, Jim
'35.....MacFayden, Danny
Hallahan, Bill
Scarsella, Les
'36.....Johnson, Si

'37.....Davis, Spud
'39-42.....Goodman, Ival
'44.....Ramos, Chucho
'46.....West, Max
'47.....Tatum, Tommy
'47, '50-51.....Usher, Bob
'52-55.....Borkowski, Bob
'55.....Mele, Sam
'56.....Balцена, Bobby
'57-63.....Lynch, Jerry
'63.....Skinner, Bob
'64.....Skinner, Bob
Perez, Tony
'65-76.....Perez, Tony
'82.....Van Gorder, Dave
'84-92.....Perez, Tony
'93.....#Perez, Tony

Retired in 2000
Tony Perez

25
'34.....Manion, Clyde
'35-37.....Derringer, Paul
'39-40.....Gamble, Lee
'41-42.....Koy, Ernie
'47-48.....Vollmer, Clyde
'50.....Rackley, Marv
'51.....Post, Wally
'51-52.....Edwards, Hank
'52.....Jordan, Niles
'53-61.....Bell, Gus
'62-65.....Keough, Marty
'67.....Robinson, Floyd
'68.....Schaffer, Jimmie
'69-72.....Carbo, Bernie
'72-73.....Hague, Joe
'74.....Knight, Ray
'77-81.....Knight, Ray
'83-84.....Puleo, Charlie
'85.....Bell, Buddy
Venable, Max
'86-88.....Bell, Buddy
'88.....Griffey, Ken Sr.
'89-91.....Benzinger, Todd
'91.....Martinez, Carmelo
'92.....Bankhead, Scott
'93.....Cadaret, Greg
'94-96.....*Knight, Ray
'96-97.....*Knight, Ray
'98-2001.....Young, Dmitri
'02-03.....*Knight, Ray
'04.....Vander Wal, John
'05-09.....Weathers, David
'11.....Francisco, Juan
'12.....Costanzo, Mike
Gregorius, Didi
'14.....Schumaker, Skip
'15.....Badenhop, Burke
'17.....Reed, Cody

26
'34.....#Dressen, Chuck
O'Farrell, Bob
'35.....Hollingsworth, Al
'36.....Freitas, Tony
'36-37.....Mooty, Jake
'37.....Moser, Arnie
'39.....Bordagaray, Frenchy
'41.....Lukon, Eddie
'44.....Kosman, Mike
'51.....McCosky, Barney
Tappe, Ted
'52.....Adcock, Joe
'55.....Hazel, Bob
Brovia, Joe
'56.....Dyck, Jim
'58.....Fridley, Jim
'65.....James, Charlie
'68.....Kelso, Bill
'73.....Scheinblum, Richie
'74-75.....Rettenmund, Merv

'78-81.....Kennedy, Junior
'82-85.....Walker, Duane
'87-88.....Garcia, Leo
'89.....Snider, Van
'90-91.....Lee, Terry
'92.....Coles, Darnell
'93.....Gregg, Tommy
'94.....Pegues, Steve
'95-96.....Ruffin, Johnny
'98.....Cooke, Steve
'99.....Hudek, John
LaRue, Jason
2000.....Sexton, Chris
Dawkins, Gookie
'01.....Jennings, Robin
'02-05.....Pena, Wily Mo
'06-07.....Ross, David
'08.....Ross, David
Castillo, Wilkin
'09.....Castillo, Wilkin
'11.....Hermida, Jeremy
'12-13.....Paul, Xavier
'14.....Francis, Jeff
'15-17.....Iglesias, Raisel

27
'33.....Smith, Bob
Robello, Tommy
'34.....Lombardi, Ernie
'35.....Schott, Gene
'36.....Moore, Dee
Nelson, Emmett
'37.....Jorgensen, Pinky
Vander Meer, Johnny
'39.....Bongiovanni, Nino
'41.....Waner, Lloyd
'42-45.....Walker, Gee
'46-47.....Lukon, Eddie
'48.....Wyrostek, Johnny
'53.....Joe Szekely
'55.....Gorbous, Hank
'55-56.....Silvera, Al
'56.....Flood, Curt
'57.....Schult, Art
Taylor, Joe
'59.....Powers, Johnny
'60.....Anderson, Harry
Walls, Lee
'61.....Anderson, Harry
'61-62.....*Whisenant, Pete
'66-67.....Baldschun, Jack
'73.....Locklear, Gene
'88-97.....Rijo, Jose
2001-02.....Rijo, Jose
'05.....Bergolla, William
'07-08.....Keppinger, Jeff
'09.....Sutton, Drew
Rolen, Scott
'10-12.....Rolen, Scott
'15.....Boesch, Brennan
'16.....Ohlendorf, Ross
'17.....Ervin, Phillip

28
'34.....Frey, Benny
'35.....Brennan, Don
'36.....Brennan, Don
Joost, Eddie
'37.....Brennan, Don
'37.....Gehrman, Paul
'39-40.....DiMaggio, Vince
'41.....Sauer, Hank
'42.....Kelleher, Frankie
Sauer, Hank
'43.....Aleno, Chuck
'44.....Eisenhardt, Jake
'45.....Sauer, Hank
'46.....Lawing, Garland
Vollmer, Clyde
'48.....Litwhiler, Danny
Rickert, Marv

'49-50.....Litwhiler, Danny
'52.....Abrams, Cal
'52-57.....Post, Wally
'58.....Miksias, Eddie
'58-68.....Pinson, Vada
'69-73.....Tolan, Bobby
'74.....Freed, Roger
'77-78.....Summers, Champ
'79.....Mejias, Sam
Summers, Champ
'80-81.....Mejias, Sam
'82-85.....Cedeno, Cesar
'86-89.....Daniels, Kal
'89.....Madison, Scott
'90-91.....Myers, Randy
'92-93.....Ruskin, Scott
'94-98.....Harris, Lenny
'98.....Konerko, Paul
99-2000.....Lewis, Mark
'00.....Bell, Mike
'01.....Rivera, Roberto
'02-06.....Kearns, Austin
'06-07.....Lohse, Edwin
'08-09.....Encarnacion, Kyle
'09.....Balentien, Wladimir
'10-14.....Heisey, Chris
'15-17.....DeSclafani, Anthony

29
'33.....Quinn, Jack
'34.....#Shotton, Burt
'35.....Nelson, Emmett
Sullivan, Billy
'36.....*Sheehan, Tom
'37.....Jorgensen, Pinky
*Sheehan, Tom
'42.....Secory, Frank
Vollmer, Clyde
'43.....Niemes, Jack
'44.....Shoun, Clyde
'48-49.....Sauer, Hank
'49.....Walker, Harry
Post, Wally
'57-59.....Whisenant, Pete
'60.....Post, Wally
Whisenant, Pete
'61-63.....Post, Wally
'68-69.....Johnson, Alex
'71.....Bradford, Buddy
'73.....Stahl, Larry
'75.....Spencer, Tom
'78-81.....Collins, Dave
'82-84.....Trevino, Alex
'86-88.....Jones, Tracy
'88-91.....Winningham, Herm
'92.....Swindell, Frank
'94-98.....Boone, Bret
'99.....Johnson, Brian
2000-01.....Bell, Rob
'01-02.....Acevedo, Jose
'02.....Gonzalez, Raul
'03-04.....Acevedo, Jose
'05.....Kelly, Kenny
Perez, Miguel
'07.....Stanton, Mike
'08-13.....Hanigan, Ryan
'14-15.....Pena, Braylan
'16-17.....Finnegan, Brandon

30
'32.....*Doolan, Mickey
'34.....Kampouris, Alex
*Picinich, Val
'35.....Hilcher, Whitey
'36-37.....*Kelly, George
'39.....McCormick, Frank
'39-42.....Derringer, Paul
'49-51.....Peterson, Kent
'51.....Bolger, Jim
'55-58.....Freeman, Hersh
'58.....Newcombe, Don

'61-66.....Jay, Joey
'68.....Ritchie, Jim
'69-72.....Merritt, Jim
'73-81.....Griffey, Ken Sr.
'82.....Hurdle, Clint
'83.....Williams, Dallas
'87.....Hoffman, Guy
'88.....McClendon, Lloyd
'89-90.....Griffey, Ken Sr.
'92.....Martinez, Dave
'93-94.....Kelly, Roberto
'94-95.....Hunter, Brian R.
'96.....Coleman, Vince
Cerez, Eduardo
'97-2000.....*Griffey Sr., Ken
'00-05.....Griffey Jr., Ken
'06.....McCracken, Quinton
Hopper, Norris
'07-08.....Hopper, Norris
'09.....Tatum, Craig
'10-11.....Wood, Travis
'12.....Navarro, Dioner
'13.....Duke, Zach
'14-15.....Bourgeois, Jason
'16.....Waldrop, Kyle
'17.....Alcantara, Arismendy
Mahle, Tyler

31
'32.....#Howley, Dan
'33.....Bluege, Otto
'34.....Marshall, Bill
'35.....*Sheehan, Tom
'36.....Hilcher, Whitey
'37.....English, Charlie
Vander Meer, Johnny
'39-48.....Walters, Bucky
'49-53.....Wehmeier, Herm
Drews, Karl
Ross, Cliff
Wehmeier, Herm
'55.....Gross, Don
Lane, Jerry
'56-57.....Gross, Don
'58.....Hayden, Gene
O'Toole, Jim
Rabe, Charlie
'59-66.....O'Toole, Jim
'68.....McGinn, Dan
'69.....*Haddix, Harvey
'70-73.....McGlothlin, Jim
'74-75.....Kirby, Clay
'77-81.....Moskau, Paul
'84-89.....Franco, John
'92-93.....Belcher, Tim
'94-96.....McElroy, Chuck
'96.....Morgan, Mike
Smith, Lee
'97.....#McKeon, Jack
Timmons, Ozzie
'98.....Sullivan, Scott
'99-2000.....#McKeon, Jack
'01-03.....Stinnett, Kelly
'04.....Bong, J.K.
'05-08.....Belisle, Matt
'09-11.....Gomes, Jonny
'12-14.....Simon, Alfredo
'15.....Marquis, Jason
Finnegan, Brandon
'16.....Simon, Alfredo
'17.....Storen, Drew

32
'36.....Davis, Peaches
'36-37.....Grissom, Lee
'39.....Grissom, Lee
'41.....Pearson, Monte
'46-47.....Lambert, Clay
'48.....Cress, Walker
Hughes, Tommy
'49.....Cress, Walker

'50-54.....Smith, Frank
'55.....Pearce, Jim
'56.....Smith, Frank
'57.....Sanchez, Raul
'58.....Haddix, Harvey
'59.....Cuellar, Mike
'59-61.....Osteen, Claude
'62,'64-67.....Ellis, Sammy
'68.....Pappas, Milt
'73-79.....Norman, Fred
'82.....Shirley, Bob
'83.....Gale, Rich
'84.....Owchinko, Bob
'85-94.....Browning, Tom
'95-97.....Jarvis, Kevin
'97-2005.....Graves, Danny
'05.....*Moses, John
'06-07.....*Hatcher, Billy
'08-16.....Bruce, Jay
'17.....Turner, Stuart

33

'35.....*Kelly, George
'37.....Miller, Eddie
'39-43.....Vander Meer, Johnny
'44-45.....Carter, Arnold
'46-49.....Vander Meer, Johnny
'50.....Hetki, Johnny
'51.....Blackburn, Jim
'53.....Church, Bubba
Kelly, Bob
'54.....Drews, Karl
'55.....Ridzik, Steve
'58.....Hatfield, Fred
'63.....Worthington, Al
'64.....Duren, Ryne
Worthington, Al
'65-66.....Zanni, Dom
'67-68.....Abernathy, Ted
'69.....Pascual, Camilo
'70.....Behney, Mel
'73-77.....Armbrister, Ed
'79.....Blair, Paul
'81-82.....Bithner, Larry
'84-90.....Robinson, Ron
'90-91.....Minutelli, Gino
'93-94.....Dorsett, Brian
'96.....Gibraltar, Steve
'98.....Hudek, John
Kroon, Mark
'99.....Avery, Steve
'00-2001.....*Griffey, Ken Sr.
'02-03.....Brnayan, Russell
'04.....Matthews, Mike
'05-06.....Aurilia, Rich
'07.....Hamilton, Josh
'08.....Fogg, Josh
'09-10.....Owings, Micah
'11-12.....Arredondo, Jose
'14.....Rodriguez, Yorman
'16.....Iribarren, Hernan
'17.....Winker, Jesse

34

'33.....*Ens, Jewel
'37.....Jordan, Buck
'39.....Weaver, Jim
West, Dick
'40-42.....Turner, Jim
'43-46.....Heusser, Ed
'47-51.....Erautt, Eddie
'53.....Collum, Jackie
Erautt, Eddie
'54-55.....Collum, Jackie
'56.....Meyer, Russ
'57.....Osteen, Claude
Rabe, Charlie
'58.....Kellner, Alex
'60.....Wieand, Ted
'60-61.....Bridges, Marshall
'61.....Jones, Sherman

'62.....Drabowsky, Moe
'64.....Nichols, Chet
'66-67.....Pappas, Milt
'69.....Pena, Jose
Ramos, Pedro
'70.....Belinsky, Bo
'70-79.....Borbon, Pedro
'80.....Burnside, Sheldon
'82.....Kern, Jim
'82-84.....Scherrer, Bill
'84-85.....Knicely, Alan
'85.....Smith, Mike
'86-87.....Gullickson, Bill
'88-92.....Reed, Jeff
'93-94.....Service, Scott
'95.....Smith, Pete
'95-97.....Burba, Dave
'98.....Frank, Mike
'99-2001.....Tucker, Michael
'01.....Pickering, Calvin
'02.....Encarnacion, Juan
'02-03.....Dempster, Ryan
'04-06.....Clausen, Brandon
'07-17.....Bailey, Homer

35

'33.....#Bush, Donie
'36.....Moore, Whitey
'37.....Campbell, Gilly
'38.....Lombardi, Ernie
'39-42.....Moore, Whitey
'42-43.....Shoun, Clyde
'44.....Katz, Bob
Konstanty, Jim
'45.....Bossler, Mel
Modak, Mike
'46.....Andrews, Nate
'47.....Perkowski, Harry
Schultz, Mike
'49-54.....Perkowski, Harry
'55-58.....Klippstein, Johnny
'58.....Hayden, Gene
Wieand, Ted
'59.....Mabe, Bob
'60.....Sanchez, Raul
'65-69.....Arrigo, Jerry
'70-76.....Gullett, Don
Fryman, Woodie
'79-85.....Pastore, Frank
'87-88.....Pacillo, Pat
'88.....St. Claire, Randy
'89.....Griffin, Mike
'90-91.....*Williams, Stan
'92.....Berroa, Geronimo
'93-2005.....*Gullett, Don
'05-06.....Standridge, Jason
'07.....Saarloos, Kirk
'08-12.....*Speier, Chris
'14.....*Smith, Steve
'15-17.....*Rigglesman, Jim

36

'37.....Moore, Whitey
Moore, Dee
'38.....Davis, Spud
'39.....Hafey, Bud
Livengood, Wes
Niggling, Johnny
'41.....Beggs, Joe
'44.....Shoun, Clyde
'45.....Bush, Guy
Kennedy, Vern
'46.....Shound, Clyde
'47.....Raffensberger, Ken
Shound, Clyde
'48-53.....Raffensberger, Ken
'54.....Lane, Jerry
Picone, Mario
Raffensberger, Ken
'55.....Minarcin, Rudy
'56.....Oldham, John

'57.....Hacker, Warren
Hook, Jay
Amor, Vincente
'58-60.....Newcombe, Don
'63-65.....Shore, Ray
'66-67.....Davidson, Ted
'68.....Carroll, Clay
Davidson, Ted
'69-75.....Carroll, Clay
'76.....Hinton, Rich
'77-88.....Soto, Mario
'89-90.....Roomes, Rolando
'91.....Carman, Don
'95.....Wells, David
'96.....Service, Scott
'97.....Morgan, Mike
'98-2000.....White, Gabe
'00.....Aybar, Manny
'00-01.....Cromer, D.T.
'02-04.....White, Gabe
'05.....Ortiz, Ramon
'06.....Cormier, Rheel
'07.....Gosing, Mike
'08-11.....Volquez, Edinson
'12-13.....Rodriguez, Henry
'14-15.....Holmberg, David
'15.....Gregg, Kevin
'16-17.....Wood, Blake
'17.....Mella, Keury

37

'37.....Mele, Dutch
'38.....McCormick, Frank
'39.....Barrett, Red
Davis, Peaches
'39-40.....Shoffner, Milt
'41-43.....Starr, Ray
'44.....Gumbert, Harry
'45-46.....Fox, Howie
'47.....Lively, Bud
'48.....Filipowicz, Steve
'48-49.....Lively, Bud
'53.....King, Clyde
'55.....Hooper, Bob
'56.....Shult, Art
'58-64.....Purkey, Bob
'65.....Craig, Roger
'67-68.....Tsitouris, John
'69-71.....Granger, Wayne
'74-76.....McEnaney, Will
'77-78.....Murray, Dale
'79-80.....Tomlin, Dave
'81.....Combe, Geoff
'82-83.....Harris, Greg
'84.....McGaffigan, Andy
Smith, Mike
'85.....McGaffigan, Andy
'86.....Smith, Mike
'87.....Scherrer, Bill
'88-92.....Charlton, Norm
'93.....*Rothschild, Larry
'95-96.....Hernandez, Xavier
'96.....Lilliquist, Derek
'97-99.....Belinda, Stan
2000.....Charlton, Norm
'00-01.....Winchester, Scott
Miller, Corky
'02.....Miller, Corky
'03.....Smitherman, Stephen
'05-06.....Shackelford, Brian
'07.....Cormier, Rheel
Livingston, Bobby
'09.....Roenicke, Josh
'09-10, '13.....Miller, Corky
'16.....Cabrera, Ramon
'17.....Feldman, Scott

38

'38.....Kampouris, Alex
'39.....Naktenis, Pete
Simmons, Al
West, Dick
'41.....Hutchings, Johnny
'43-44.....Malloy, Bob
'45.....Orphal, John
Riddle, Elmer
'46.....Dasso, Frank
Malloy, Bob
'47-48.....Peterson, Kent
'50.....Avrea, Jim
'50-52.....Byerly, Bud
'52-55.....Podbielan, Bud
'56.....LaPalme, Paul
'61.....Nunn, Howie
'62.....Hillman, Dave
'62-66.....Tsitouris, John
'66.....Fischer, Hank
'67-77.....Nolan, Gary
'77.....Torres, Angel
'80-84.....Berenyi, Bruce
'84-85.....Tibbs, Jay
'86.....Terry, Scott
'87.....Perry, Pat
'88.....Brown, Keith
Perry, Pat
'90-91.....Brown, Keith
'92.....Afenir, Troy
'95.....Remlinger, Mike
'97.....Mercker, Kent
'98-2001.....Harnisch, Pete
'02.....Moehler, Brian
'03-05.....Wagner, Ryan
'06-08.....Majewski, Gary
'09.....Wells, Kip
'10-17.....*Price, Bryan

39

'35.....Gamble, Lee
'38.....Myers, Billy
'39-42.....Thompson, Junior
'43.....Stone, Rocky
'44.....Ferguson, Bob
Katz, Bob
Peterson, Kent
'45.....Bowman, Joe
'49.....Dobernic, Jess
Howell, Dixie
'52-60.....Nuxhall, Joe
'62.....Miller, Bob
Wills, Ted
'65.....Locke, Bobby
'67.....Osteen, Darrell
'68-69.....Culver, George
'70.....Washburn, Ray
'71-72.....Gibbon, Joe
'84-87.....Parker, Dave
'88.....Roenicke, Ron
'91-93.....Hill, Milt
'94.....Hanson, Erik
'95.....Worthington, Craig
'96.....Belk, Tim
Coleman, Vince
Martinez, Pedro A.
'97-98.....Perez, Eduardo
2000.....Cromer, D.T.
Mercado, Hector
'01.....Atchley, Justin
'02.....Gonzalez, Raul
'02.....Silva, Jose
'03.....Manzanillo, Josias
'03-10.....Harang, Aaron
'11-17.....Mesoraco, Devin

40

'38.....Riggs, Lew
'40.....Hutchings, Johnny
'41.....Logan, Bob
'46-48.....Hetki, Johnny

'49.....Fanovich, Frank
'50-51.....Ramsdell, Willie
'52.....Church, Bubba
'52.....Jordan, Niles
'56-59.....Acker, Tom
'60.....McLish, Cal
'61.....Johnson, Ken
'62.....Sisler, Dave
'67.....Boehmer, Len
'68-71.....Cloninger, Tony
'76.....*Zachry, Pat
'77.....Hoemer, Joe
Zachry, Pat
'78-80.....Bair, Doug
'81.....Edelen, Joe
Bair, Doug
'82.....Edelen, Joe
'84-85.....*Williams, Stan
'86.....Denny, John
'87.....Montgomery, Jeff
'88-91.....Armstrong, Jack
'92.....Green, Gary
'93-95.....Pugh, Tim
'96.....Carrara, Giovanni
Pugh, Tim
'97.....Bones, Ricky
'97-99.....Tomko, Brett
2002.....Dempster, Ryan
'03-05.....Wilson, Paul
'07.....Coutlangus, Jon
'08-11.....Masset, Nick
'13.....Reynolds, Greg
'14-15.....Axelrod, Dylan
'15-16.....Holt, Tyler
'17.....Brice, Austin

41

'38.....Goodman, Ival
'40-44.....Riddle, Elmer
'45.....Beck, Boom Boom
'46-49.....Gumbert, Harry
'52.....Hiller, Frank
'53.....Kellner, Alex
'59.....Bailey, Jim
'61.....Hunt, Ken
'62-66.....Nuxhall, Joe
'77-82.....Seaver, Tom
'87.....Hume, Tom
Ruess, Jerry
'90-92.....#Piniella, Lou
'93.....Reardon, Jeff
'95.....Pennington, Brad
'96-98.....Shaw, Jeff
'99-2000.....Villone, Ron
'01-03.....Reitsma, Chris
'04.....Sanchez, Jesus
'05-07.....*Jerry Naron
'07.....*Kelly, Pat
'3/31/08.....Harang, Aaron
'08.....Affeldt, Jeremy
'09-12.....*Berry, Mark
'14.....Dennick, Ryan
'15.....Matthews, Ryan
'16.....Somsen, Layne
Wright, Daniel
'17.....Buchanan, Jake
Shackelford, Kevin

42

'38.....Cooke, Dusty
'40.....Barrett, Red
'42.....Burpo, George
'44.....De La Cruz, Tommy
'45.....Hetki, Johnny
Lisenbee, Hod
'46.....Burpo, George
'47.....Polivka, Ken
'53.....Johannes, Ivan
'54.....Savransky, Moe
'55.....Staley, Gerry
'56-58.....Jeffcoat, Hal

'59..... Brosnan, Jim
 Jeffcoat, Hal
 '60-63..... Brosnan, Jim
 '64-68..... McCool, Billy
 '69..... Ribant, Dennis
 Short, Bill
 '70..... Noriega, John
 '71..... Blateric, Steve
 '76-77..... Alcalá, Santo
 '78-80..... Bonham, Bill
 '83-84..... Cato, Keeffe
 '85..... Stuper, John
 '86..... Willis, Carl
 '89-90..... Mahler, Rick
 '91..... Jefferson, Reggie
 Jefferson, Stan
 '93..... Varsho, Gary
 '94-95..... Jarvis, Kevin
 '95..... Jackson, Mike
 '96..... Salkeld, Roger
 '94/15/07..... Griffey Jr., Ken
 4/15/08..... Griffey Jr., Ken
 #Baker, Dusty
 April 15 each year..... Team

Retired in 1997
 Jackie Robinson

43
 '38..... Gamble, Lee
 '40-44..... Beggs, Joe
 '44..... Lohman, Bill
 Nuxhall, Joe
 '45..... Dasso, Frank
 '46-47..... Beggs, Joe
 '48..... Blackburn, Jim
 '48-51..... Fox, Howie
 '53-55..... Fisher, Maury
 '56..... Kennedy, Bill
 Jansen, Larry
 '58..... Lown, Turk
 '58-60..... Pena, Orlando
 '62..... Nunn, Howie
 '63..... Zanni, Dom
 '66-67..... Nottebart, Don
 '69..... Fisher, Jack
 '70-71..... Wilcox, Milt
 '72-77..... Billingham, Jack
 '78..... Tomlin, Dave
 '80..... Howell, Jay
 '81..... Brown, Scott
 '86-87..... Landrum, Bill
 '88..... Gray, Jeff
 Reed, Jeff
 '89..... Tekulve, Kent
 '90-91..... Layana, Tim
 '93..... Landrum, Bill
 '96-98..... Remlinger, Mike
 '99..... Ryan, B.J.
 2000-01..... Fernandez, Osv.
 '02-04..... Haynes, Jimmy
 '04-05..... Hancock, Josh
 '06..... Tunnell, Lee
 '07-09..... Pole, Dick
 '10-12..... Cairo, Miguel
 '13-15..... Parra, Manny
 '16-17..... Schebler, Scott

44
 '38..... Craft, Harry
 '42..... Blackwell, Ewell
 '47..... Malloy, Bob
 '48..... Blackburn, Jim
 Hughes, Tommy
 Cress, Walker
 '58-59..... Schmidt, Willard
 '60-65..... Henry, Bill
 '65..... Duffalo, Jim
 Henry, Bill
 '69..... Jackson, Al
 Noriega, John
 '71-73..... Sprague, Ed

'73-74..... Baney, Dick
 '75-76..... Darcy, Pat
 '77..... Caldwell, Mike
 '77-79..... Capilla, Doug
 '79-82..... Liebrandt, Charlie
 '84-91..... Davis, Eric
 '93-95..... Roper, John
 '95..... Duncan, Mariano
 Viola, Frank
 '96..... Davis, Eric
 '97..... Watkins, Pat
 '98..... Nieves, Melvin
 Winchester, Scott
 '99..... Cameron, Mike
 2000..... Hunter, Brian L.
 '01-08..... Dunn, Adam
 '10-15..... Leake, Mike
 '15..... Waldrop, Kyle
 '16..... Reed, Cody

45
 '38..... Jordan, Buck
 Richardson, Nolen
 Stein, Justin
 '46..... Wittig, Johnnie
 '47..... Wehmeier, Herm
 Young, Babe
 '48..... Sauer, Hank
 Wehmeier, Herm
 '51-53..... Blake, Ed
 '52..... Haugstad, Phil
 Schmitz, Johnny
 '57..... Skaugstad, Dave
 '58..... Kelly, Bob
 Morejon, Dan
 '60..... Richards, Duane
 '67..... Wood, Jake
 '70-72..... Simpson, Wayne
 '73-74..... Nelson, Roger
 '76-79..... Sarmiento, Manny
 '82-83..... Hayes, Ben
 '84-85..... Kaat, Jim
 '86..... Welsh, Chris
 '87-88..... Rasmussen, Dennis
 '88..... Sierra, Candy
 '89..... Sebra, Bob
 '90-92..... Hammond, Chris
 '93..... Hughes, Keith
 Wickander, Kevin
 '94-97..... Brantley, Jeff
 '98..... Hutton, Mark
 Tarasco, Tony
 2000-02..... Dessens, Elmer
 '03..... Anderson, Jimmy
 '03-04..... Van Poppel, Todd
 '05..... Ramirez, Elizardo
 '06..... Hammond, Chris
 Guardado, Eddie
 '06-08, '10-12..... Bray, Bill
 '13-15..... Marshall, Sean
 '16-17..... Benavides, Freddie

46
 '38..... Bengé, Ray
 Lang, Don
 '46..... Vollmer, Clyde
 '53..... Baczewski, Fred
 Nevel, Ernie
 '54-55..... Baczewski, Fred
 '56-59..... Lawrence, Brooks
 '60..... Grimm, Bob
 Lawrence, Brooks
 '60-70..... Maloney, Jim
 '74..... Osburn, Pat
 '83-84..... Russell, Jeff
 '85-88..... Murphy, Rob
 '92-93..... Brumfield, Jacob
 '94-97..... Schourek, Pete
 '98..... Nieves, Melvin
 Winchester, Scott
 '99..... Bere, Jason

2000..... Kieschnick, Brooks
 '01-04..... Riedling, John
 '05..... Simpson, Allan
 '06..... Mays, Joe
 '07..... Mackanin, Pete
 '08..... Phillips, Andy
 '09-11..... Fisher, Carlos
 '13-14..... Partch, Curtis
 '15-16..... Moscot, Jon
 '17..... Adleman, Tim

47
 '38..... Frey, Lonny
 '46-52..... Blackwell, Ewell
 '53-54..... Judson, Howie
 '58..... Hook, Jay
 Wight, Bill
 '59..... Arroyo, Luis
 Rudolph, Don
 '59-61..... Hook, Jay
 '62..... Kippstein, Johnny
 '63..... Coates, Jim
 '65..... Arrigo, Gerry
 '71..... Garrett, Greg
 '74..... McQueen, Mike
 '77-85..... Hume, Tom
 '87-88..... Williams, Frank
 '89-91..... Scudder, Scott
 '92..... Bradley, Scott
 '94..... Ruffin, Johnny
 '95..... Sullivan, Scott
 '96..... Smith, Lee
 1996-2007..... Hume, Tom
 '08-15..... Cueto, Johnny
 '15-16..... Lamb, John
 '17..... Romano, Sal

48
 '38..... Davis, Kiddo
 '47..... Riddle, Elmer
 '48..... Burkhardt, Ken
 Holcombe, Ken
 '49..... Burkhardt, Ken
 '53..... Martin, Barney
 '56..... Scantlebury, Pat
 '63..... Owens, Jim
 '67-68..... Lee, Bob
 '71-73..... Grimsley, Ross
 '80..... Combe, Geoff
 '83-87..... Power, Ted
 '88-90..... Birtsas, Tim
 '91..... Power, Ted
 '92-93..... Henry, Dwayne
 '93-94..... Spradlin, Jerry
 '95..... Reed, Rick
 '96..... Spradlin, Jerry
 '97..... White, Gabe
 '98..... Jordan, Ricardo
 Krivda, Rick
 '99-2003..... Williamson, Scott
 '03-05..... Valetine, Joe
 '06..... Gosling, Mike
 '07..... Cruz, Enrique
 '08-11..... Cordero, Francisco
 '12-14..... Ludwick, Ryan
 '15-16..... Sampson, Keyvius
 '17..... Astin, Barrett

49
 '38..... Bongiovanni, Nino
 '54..... Valentine, Corky
 '55..... Black, Joe
 Valentine, Corky
 '56..... Black, Joe
 '72-73..... Tomlin, Dave
 '74-77..... Eastwick, Rawly
 '80-86..... Price, Joe
 '88-94..... Dibble, Rob
 '95..... Nitkowski, C.J.
 Wilson, Nigel
 Wells, David

'97..... Eischen, Joey
 '98..... Weathers, David
 '98-01..... Reyes, Denny
 '02..... Pineda, Luis
 '03..... Heredia, Felix
 '04-06..... Chambliss, Chris
 '07-12..... Jacoby, Brook
 '14-15..... Bell, Jay
 '16..... Riggins, Mark
 '16..... Renda, Tony
 '17..... Wallach, Chad

50
 '38..... Hershberger, Willard
 '50-52..... Sewell, Luke
 '52..... Hornsby, Rogers
 '53..... Hornsby, Rogers
 '64..... Helms, Tommy
 '77-78..... Dumoulin, Dan
 '82-84..... Lesley, Brad
 '92..... Bolton, Tom
 '93..... Gordon, Keith
 '95..... Wells, David
 '96..... Bombard, Marc
 Hume, Tom
 '97..... Cromell, Jim
 Service, Scott
 '99..... Service, Scott
 2000..... Bell, Rob
 '01..... Dunlop, Harry
 Reith, Brian
 '01-02..... Hamilton, Joey
 '03..... Mercker, Kent
 Serafini, Kent
 '04..... Narron, Jerry
 '05-06..... Mercker, Kent
 '07..... Dumatrait, Phil
 '08..... Mercker, Kent
 '09..... Viola, Pedro
 '10..... Springer, Russ
 '11..... Willis, Dontrelle
 '12..... Broxton, Jonathan
 '13-14..... Soto, Neftali
 '15..... Lorenzen, Michael
 '16..... Diaz, Dayan
 '17..... Garrett, Amir

51
 '38..... Lang, Don
 Outlaw, Jimmy
 '50-51..... Cuccinello, Tony
 '51..... Litwiler, Danny
 '52..... Brucker, Earle
 '53..... Spradlin, Ford
 '54-57..... Fowler, Art
 '57..... Podbielan, Bud
 '74-75..... Carroll, Tom
 '78-81..... LaCoss, Mike
 '85..... Buchanan, Bob
 '88-89..... Brown, Marty
 '93..... Tubbs, Greg
 '95..... Owens, Eric
 '96..... Fordyce, Brook
 '97..... Tabaka, Jeff
 '98..... Bere, Jason
 Priest, Eddie
 '99..... Winchester, Scott
 '00-2001..... Wohlers, Mark
 '01..... MacRae, Scott
 '03..... Austin, Jeff
 '03-04..... Norton, Phil
 '06..... Franklin, Ryan
 '07-11..... Burton, Jared
 '12..... Marshall, Sean
 '13-14..... Broxton, Jonathan
 '15..... Hand, Donovan
 Balester, Collin
 '16..... Selsky, Steve
 '17..... Bonilla, Lisalberto

52
 '38..... Derringer, Paul
 '50..... Mancuso, Gus
 '51..... Litwiler, Danny
 '52..... Chapman, Ben
 '53..... Mills, Buster
 '54..... Powell, William
 '91..... Sanford, Mo
 '92..... Menendez, Tony
 '93..... Luebbels, Larry
 '96..... Mitchell, Keith
 '97..... Winchester, Scott
 2000..... Larkin, Andy
 Riedling, John
 '01..... Mercado, Hector
 '02..... Chen, Bruce
 '03-04..... Reith, Brian
 '05..... Booker, Chris
 Stone, Ricky
 '06..... Williams, Dave
 Yan, Esteban
 Johnson, Jason
 '07..... Stone, Ricky
 '08-10..... Herrera, Daniel Ray
 '11..... Reineke, Chad
 '12-17..... Cingrani, Tony
 '17..... Farrell, Luke

53
 '38..... Grissom, Lee
 '50-52..... Page, Phil
 '54..... Drews, Karl
 Zuerker, George
 '64..... Dickson, Jim
 '64..... Duren, Ryne
 '76-77..... Henderson, Joe
 '85..... Smith, Mike
 '91..... Sanders, Reggie
 '93..... Wickander, Kevin
 '94..... Delucia, Rich
 '96..... Pugh, Tim
 Moore, Marcus
 '97..... Martinez, Pedro A.
 '98..... Williams, Todd
 2000..... Luebbels, Larry
 '01-02..... Brower, Jim
 '02..... Fernandez, Jared
 '03..... Budzinski, Mark
 '03-05..... Whisler, Randy
 '06..... Burns, Mike
 '07..... Salmon, Brad
 '08..... Thompson, Daryl
 '09-10..... Rhodes, Arthur
 '14-15..... Contreras, Carlos
 '16..... Hayes, Drew
 '16-17..... Peralta, Wandy

54
 '38..... Schott, Gene
 '54..... Minarcin, Rudy
 Pearce, Jim
 '65-66..... Osteen, Darrell
 '84..... Browning, Tom
 '89..... Leary, Tim
 '91-94..... Foster, Steve
 '96..... Mottola, Chad
 '98..... Glauber, Keith
 '00..... Clark, Brady
 '01..... Selby, Bill
 '01..... Fernandez, Jared
 '02..... Hudson, Luke
 '03..... Hamilton, Joey
 '04-05..... Hudson, Luke
 '06..... Abad, Andy
 Ramirez, Elizardo
 '07..... Ramirez, Elizardo
 '08..... Cabrera, Jolbert
 '10-15..... Chapman, Aroidis
 '16..... Cotham, Caleb
 '17..... Davis, Rookie

55
 '38.....Davis, Peaches
 '68-69.....Beauchamp, Jim
 '75.....Werner, Don
 '89.....Roesler, Mike
 '90-91.....Sutko, Glenn
 '92.....Pugh, Tim
 '93.....Powell, Ross
 '94.....Fortugno, Tim
 '97.....Timmons, Ozzie
 2000-02.....*Berry, Mark
 '02.....Estes, Shawn
 '04-08.....*Berry, Mark
 '09-11.....Hernandez, Ramon
 '12-14.....Latos, Mat
 '15.....Schumaker, Skip
 '16-17.....Stephenson, Robert

56
 '38.....Hollingsworth, Al
 Walters, Bucky
 '64-65.....Davidson, Ted
 '80.....Householder, Paul
 '82.....Lawless, Tom
 '84.....Rowdon, Wade
 '88.....Harris, Lenny
 '89-90.....Rodriguez, Rosario
 '92.....Greene, Willie
 '93.....Anderson, Mike
 Kaiser, Jeff
 '96-97.....Sullivan, Scott
 '98.....Klingenbeck, Scott
 '99-2003.....Sullivan, Scott
 '04.....Myette, Aaron
 '05-07.....Coffey, Todd
 '08.....Coffey, Todd
 Owings, Micah
 '09-11.....Maloney, Matt
 '13.....Freeman, Justin
 '14-15.....*Pico, Jeff
 '16.....Delabar, Steve
 '16-17.....*Power, Ted

57
 '38.....Vander Meer, Johnny
 '78.....Spillman, Harry
 '80.....Milner, Eddie
 '85.....O'Neill, Paul
 '88.....Snider, Van
 '91.....Benavides, Freddie
 '92.....Costo, Tim
 '93-97.....Smiley, John
 '98.....Petagine, Roberto
 '99.....Greene, Rick
 Guzman, Juan
 2001.....Nighting, Chris
 '03.....*Robson, Tom
 '03.....Baile, John
 '04.....Clark, Jermaine
 '05.....Keisler, Randy
 '06.....Germano, Justin
 Harris, Brendan
 '07.....Santos, Victor
 '08-10.....Lincoln, Mike
 '11.....Horst, Jeremy
 '12-17.....Jenkins, Mack

58
 '38.....Cascarella, Joe
 '74.....Darcy, Pat
 '78.....DeFreites, Art
 '87.....Treadway, Jeff
 '92-93.....Hernandez, Cesar
 '93.....Ruffin, Johnny
 '94-97.....Carrasco, Hector
 '97.....Lewis, Richie
 '98-2000.....Parris, Steve
 '01.....Rodriguez, Ramon
 '02.....Almanzar, Carlos
 '03.....Hall, Josh
 '05-06.....*Ruhle, Vern
 '07.....Lopez, Pedro
 '08-09.....Ramirez, Ramon
 '10.....Del Rosario, Emerico
 '11.....Thompson, Daryl
 '12.....Redmond, Todd
 '13-14.....Christiani, Nick
 '15.....Adcock, Nate
 '16.....Straily, Dan
 '17.....Castillo, Luis

59
 '38.....Kleinhans, Ted
 West, Dick
 '84.....Toliver, Fred
 '90-91.....Gross, Kip
 '92.....Brown, Keith
 '92-93.....Ayala, Bobby
 '96.....Lyons, Curt
 2000.....Glauber, Keith
 '01.....Davis, Lance
 '03.....*Berry, Mark
 '04.....Jones, Todd
 '05.....Sardinha, Dane
 '07.....McBeth, Marcus
 '08-12.....*Lopez, Juan
 '14-17.....*Long, Don

60
 '38.....Moore, Whitey
 '93.....Koeling, Brian
 2001.....*Greenwell, Mike
 Piersoll, Chris
 '03-'04.....Hummel, Tim
 '04.....Padilla, Juan
 '06.....Schoeneweis, Scott
 '08.....Rosales, Adam
 '09.....Manuel, Robert
 Barker, Kevin
 '12-16.....Hoover, J.J.
 '16.....Magill, Matt

61
 '38.....Barrett, Red
 '82.....Redus, Gary
 '93.....Bushing, Chris
 '95.....Gibralter, Steve
 '97.....Carrara, Giovanni
 2003.....Watson, Mark
 '06-13.....Arroyo, Bronson
 '14-15.....*Tinsley, Lee
 '16.....Lopez, Raffy
 Melville, Tim
 '17.....Arroyo, Bronson

62
 '38.....Berger, Wally
 '93.....Kessinger, Keith
 '95.....Courtright, John
 '98.....Garcia, Guillermo
 2003.....Etherton, Seth
 '06.....Olmedo, Ray
 '07.....Gil, Jerry
 '08.....Richar, Danny
 '09.....Lehr, Justin
 '10-11.....Smith, Jordan
 '14.....Bell, Trevor
 '14-15.....Villarreal, Pedro
 '16.....Morris, A.J.
 '17.....Stephens, Jackson

63
 '38.....Weaver, Jim
 2003.....Stenson, Dernel
 '06.....Michalak, Chris
 '07.....Coats, Buck
 '08.....Pettyjohn, Adam
 '10-15.....LeCure, Sam
 '17.....Hernandez, Ariel

64
 2003.....Chamblee, Jim
 '06.....Kim, Sun-Woo
 '07.....Shearn, Tom
 '08.....Adkins, Jon
 '09.....Balentien, Wladimir
 '09-10.....Francisco, Juan
 '14.....Corcino, Daniel
 '15.....Smith, Josh
 '16-17.....*Jaramillo, Tony

65
 '38.....#McKechnie, Bill
 '95.....Grott, Matt
 2003.....Randall, Scott
 '07.....Hanigan, Ryan
 '08.....Roenicke, Josh
 '12-13.....Villarreal, Pedro
 '15.....LaMarre, Ryan
 '17.....Wojciechowski, Asher

66
 '03.....*Gowdy, Hank
 2003.....Norton, Phil
 '10-14.....Ondrusek, Logan
 '16.....De Los Santos, Abel
 Ramirez, JC

67
 '38.....*Roush, Edd
 '97.....Rodriguez, Felix
 2003.....Sardinha, Dane
 '12.....Rodriguez, Henry
 '15.....Cabrera, Ramon
 '16.....Kivlehan, Patrick
 '17.....Chacin, Alejandro

68
 2003.....Valent, Eric
 '12.....Gregorius, Didi
 '16.....Adleman, Tim
 '17.....M'Guire, Deck

69
 '96.....Belk, Tim

70
 '98.....Larkin, Stephen
 2003.....Belisle, Matt
 '12.....Cingrani, Tony
 '14-16.....Diaz, Jumbo

71
 2003.....Cerro, Juan

72
 '95.....Duncan, Mariano
 '96.....Goodwin, Curtis
 *Hume, Tom
 '04-17.....*Stefanski, Mike

73
 '16.....Smith, Josh

75
 '14.....*Antigua, Nilson

77
 2005.....Weber, Ben
 2007.....*Narrom, Johnny

79
 '86.....*Lett, Jim

81
 2006-07.....Guardado, Eddie

87
 '15-17.....*Hughes, Dustin

88
 '14-15.....*Benavides, Freddie

89
 '17.....*Pollorena, Luis

REDS AWARD WINNERS
BBWAA MOST VALUABLE PLAYER

Ernie Lombardi..... 1938	Pete Rose..... 1973
Bucky Walters..... 1939	Joe Morgan..... 1975
Frank McCormick..... 1940	Joe Morgan..... 1976
Frank Robinson..... 1961	George Foster..... 1977
Johnny Bench..... 1970	Barry Larkin..... 1995
Johnny Bench..... 1972	Joey Votto.....2010

BBWAA MANAGER OF THE YEAR

Jack McKeon.....1999

BBWAA ROOKIE OF THE YEAR

Frank Robinson..... 1956	Pat Zachry..... 1976
Pete Rose.....1963	Chris Sabo.....1988
Tommy Helms.....1966	Scott Williamson..... 1999
Johnny Bench..... 1968	

SPORTING NEWS AWARDS
Manager of the Year

Bill McKechnie.....1940
Birdie Tebbetts.....1956

Executive of the Year

Warren Giles.....1938
Gabe Paul.....1956
Bob Howsam.....1973
Bob Quinn.....1990
Walt Jocketty.....2010

Most Valuable Player

Ernie Lombardi.....1938
Bucky Walters.....1939
Frank McCormick.....1940

Player of the Year

Johnny Vander Meer...1938
Johnny Bench.....1970
Joe Morgan.....1975
Joe Morgan.....1976

NL Player of the Year

Frank Robinson.....1961
Pete Rose.....1968
Johnny Bench.....1970
Joe Morgan.....1975
George Foster.....1976
George Foster.....1977

Rookie of the Year

Frank Robinson..... 1956
Ken Hunt.....1961
Pete Rose.....1963
Billy McCool.....1964
Tommy Helms.....1966
Lee May.....1967
Johnny Bench.....1968
Bernie Carbo.....1970
Tom Browning.....1985

Fireman of the Year

Ted Abernathy.....1967
Wayne Granger.....1969
Wayne Granger.....1970
Clay Carroll.....1972
Rawly Eastwick.....1976
Tome Hume.....1980
John Franco.....1988

Louisville Silver Slugger Award

1981..... George Foster, Dave Concepcion	1989..... Eric Davis, Barry Larkin	1998..... Barry Larkin
1982..... Dave Concepcion	1990..... Barry Larkin	1999..... Barry Larkin
1985..... Dave Parker	1991..... Barry Larkin	2005.....Felipe Lopez
1986..... Dave Parker	1992..... Barry Larkin	2011..... Brandon Phillips
1987..... Eric Davis	1995..... Barry Larkin	2012..... Jay Bruce
1988..... Barry Larkin	1996..... Barry Larkin	2013..... Jay Bruce

Rawlings Gold Glove Award

1957..... Roy McMillan	1976..... Geronimo, Bench, Morgan, Concepcion
1958..... Frank Robinson, Harvey Haddix, Roy McMillan	1977..... Geronimo, Bench, Morgan, Concepcion
1959..... Roy McMillan	1979..... Dave Concepcion
1961..... Vada Pinson	1987..... Eric Davis
1963..... Johnny Edwards	1988..... Eric Davis
1964..... Johnny Edwards	1989..... Bret Boone
1965..... Leo Cardenas	1994..... Barry Larkin
1968..... Johnny Bench	1995..... Barry Larkin
1969..... Pete Rose, Johnny Bench	1996..... Barry Larkin
1970..... Pete Rose, Tommy Helms, Johnny Bench	1998..... Brandon Phillips
1971..... Tommy Helms, Johnny Bench	1999..... Pokey Reese
1972..... Johnny Bench	2000..... Pokey Reese
1973..... Joe Morgan, Johnny Bench	2008..... Brandon Phillips
1974..... Geronimo, Bench, Morgan, Concepcion	2010..... Brandon Phillips, Bronson Arroyo, Scott Rolen
1975..... Geronimo, Bench, Morgan, Concepcion	2011..... Brandon Phillips, Joey Votto
	2013..... Brandon Phillips
	2017..... Tucker Barnhart

Miscellaneous Awards
Hank Aaron Award

Joey Votto.....2010
(Presented by the Commissioner to the best hitter in each league.)

MLB Comeback Player of the Year

Alex Johnson.....1968
Bobby Tolán.....1972
Ron Gant.....1995
Eric Davis.....1996
Ken Griffey Jr.....2005

The Hutch Award

Pete Rose.....1968
Bobby Tolán.....1972
Gary Nolan.....1975
Johnny Bench.....1981
Ron Oester.....1988
Sean Casey.....1999
(Presented to the player who "best exemplifies the character and fighting spirit of the late Fred Hutchinson...who overcomes any form of adversity.")

Rolaids Relief Man

Rawly Eastwick..... 1976
John Franco..... 1988
Jeff Brantley..... 1996
Jeff Shaw..... 1997

The Associated Press Manager of the Year

Fred Hutchinson.....1961
Sparky Anderson.....1972
Sparky Anderson.....1975
Jack McKeon.....1999

BBWAA Awards, Cincinnati Chapter

Most Valuable Player, Ernie Lombardi Award

1955 Wally Post, OF	1971 Lee May, 1B	1987 Eric Davis, OF	2003 Jose Guillen, OF
1956 Roy McMillan, SS	1972 Johnny Bench, C	1988 Danny Jackson, P	2004 Sean Casey, 1B
1957 Don Hoak, 3B	1973 Pete Rose, OF	1989 Eric Davis, OF	2005 Ken Griffey Jr., CF
1958 Johnny Temple, 2B	1974 Joe Morgan, 2B	1990 Barry Larkin, SS	2006 Rich Aurilia, INF
1959 Frank Robinson, 1B	1975 Joe Morgan, 2B	1991 Barry Larkin, SS	2007 Brandon Phillips, 2B
1960 Eddie Kasko, 3B	1976 Joe Morgan, 2B	1992 Bip Roberts, INF	2008 Joey Votto, 1B
1961 Frank Robinson, OF	1977 George Foster, OF	1993 Joe Oliver, C	2009 Brandon Phillips, 2B
1962 Frank Robinson, OF	1978 Pete Rose, 3B	1994 Hal Morris, 1B	2010 Joey Votto, 1B
1963 Jim Maloney, P	1979 Ray Knight, 3B	1995 Barry Larkin, SS	2011 Joey Votto, 1B
1964 Frank Robinson, OF	1980 Ken Griffey, OF	1996 Barry Larkin, SS	2012 Brandon Phillips, 2B
1965 Deron Johnson, 3B	1981 Dave Concepcion, SS	1997 Willie Greene, 3B	2013 Shin-Soo Choo, CF
1966 Pete Rose, 2B	1982 Mario Soto, P	1998 Bret Boone, 2B	2014 Johnny Cueto, RHP
1967 Tony Perez, 3B	1983 Mario Soto, P	1999 Greg Vaughn, OF	2015 Joey Votto, 1B
1968 Pete Rose, OF	1984 Dave Parker, OF	2000 Danny Graves, P	2016 Joey Votto, 1B
1969 Pete Rose, OF	1985 Dave Parker, OF	2001 Dmitri Young, OF	2017 Joey Votto, 1B
1970 Johnny Bench, C	1986 Dave Parker, OF	2002 Aaron Boone, 3B	

Outstanding Pitcher, Johnny Vander Meer Award

1969 Wayne Granger	1987 John Franco	2003 Chris Reitsma
1970 Jim Merritt	1988 Danny Jackson	2004 Paul Wilson
1971 Don Gullett	1989 Tom Browning	2005 Aaron Harang
1972 Clay Carroll	1990 Jose Rijo	2006 Bronson Arroyo
1973 Jack Billingham	1991 Jose Rijo	2007 Aaron Harang
1974 Don Gullett	1992 Jose Rijo	2008 Edinson Volquez
1975 Don Gullett	1993 Jose Rijo	2009 Bronson Arroyo
1978 Doug Bair	1994 Jeff Brantley	2010 Bronson Arroyo
1979 Tom Hume	1995 Pete Schourek	2011 Johnny Cueto
1980 Mario Soto	1996 Jeff Brantley	2012 Johnny Cueto
1981 Tom Seaver	1997 Jeff Shaw	2013 Mat Latos
1982 Mario Soto	1998 Pete Harnisch	2014 Johnny Cueto
1983 Mario Soto	1999 Pete Harnisch	2015 Aroldis Chapman
1984 Mario Soto	2000 Danny Graves	2016 Dan Straily
1985 Tom Browning	2001 Scott Sullivan	2017 Raisel Iglesias
1986 John Franco	2002 Jimmy Haynes	

Joe Nuxhall Good Guy Award

1991 Todd Benzinger	2005 Ken Griffey Jr.
1992 Jose Rijo	2006 Bronson Arroyo
1993 Tim Belcher	2007 Scott Hatteberg
1994 Kevin Mitchell	2008 Aaron Harang
1995 Bret Boone	2009 Bronson Arroyo
1996 Jeff Brantley	2010 Scott Rolan
1997 Joe Oliver	2011 Bronson Arroyo
1998 Eddie Taubensee	2012 Bronson Arroyo
1999 Sean Casey	2013 Jay Bruce
2000 Steve Parris	2014 Brayan Pena
2001 Dmitri Young	2015 Todd Frazier
2002 Jose Rijo	2016 Tucker Barnhart
2003 Austin Kearns	2017 Eugenio Suárez
2004 Sean Casey	

Sporting News All-Star Teams

1938..... Johnny Vander Meer	1970..... Tony Perez, Bobby Tolan, Johnny Bench, Jim Merritt	1986..... Dave Parker
1939..... Bucky Walters		1987..... Eric Davis
1940..... Frank McCormick, Bucky Walters, Paul Derringer	1971..... Lee May	1988..... Barry Larkin, Danny Jackson
1947..... Ewell Blackwell	1972..... Joe Morgan, Johnny Bench	1989..... Eric Davis
1954..... Ted Kluszewski	1973..... Tony Perez, Pete Rose, Johnny Bench	1990..... Barry Larkin
1955..... Ted Kluszewski	1974..... Joe Morgan, Don Gullett, Dave Concepcion, Johnny Bench	1991..... Barry Larkin, Jose Rijo
1956..... Ted Kluszewski		1992..... Barry Larkin
1961..... Frank Robinson, Joey Jay	1975..... Joe Morgan, Johnny Bench	1993..... Barry Larkin
1962..... Frank Robinson, Bob Purkey	1976..... Joe Morgan, Ken Griffey, Dave Concepcion, George Foster	1994..... Barry Larkin
1963..... John Edwards		1995..... Barry Larkin, Reggie Sanders, Pete Schourek
1965..... Pete Rose, Deron Johnson	1977..... Joe Morgan, George Foster	1996..... Barry Larkin
1966..... Pete Rose	1978..... Pete Rose, George Foster	1999..... Barry Larkin
1968..... Tommy Helms, Pete Rose, Johnny Bench	1981..... Dave Concepcion, George Foster	2005..... Ken Griffey Jr., Felipe Lopez
1969..... Johnny Bench	1985..... Dave Parker	2010..... Joey Votto
		2011..... Brandon Phillips

POWEL CROSLY JR. AWARD

The Powel Crosley Jr. Award honors individuals who have exemplified the Crosley spirit of dedication and devotion to the ongoing success of the Cincinnati Reds during extended careers of service to and achievement with the club. The contributions of these individuals have been vital to the Reds organization sustaining its position of prominence and respect in the game of baseball and the community.

2008 RECIPIENTS

Sheldon "Chief" Bender (1967-2005)
Gene Bennett (1957-2010)
Bernie Stowe (1947-2016)

2010 RECIPIENTS

Louis & Louise Nippert (1966-2012)

2014 RECIPIENT

Chuck Harmon (1954-present)

Major League All-Star Selections

- | | | |
|---|---|--|
| <p>1933 Chick Hafey
 1934 No Reds Selected
 1935 Paul Derringer
 1936 Ernie Lombardi, Lew Riggs
 1937 Ernie Lombardi, Lee Grissom
 1938 Ernie Lombardi, Paul Derringer, Ival Goodman, Frank McCormick, Johnny Vander Meer
 1939 Ernie Lombardi, Paul Derringer, Paul Derringer, Lonny Frey, Ival Goodman, Frank McCormick, Bucky Walters, Johnny Vander Meer
 1940 Ernie Lombardi, Paul Derringer, Frank McCormick, Bucky Walters
 1941 Paul Derringer, Lonny Frey, Bucky Walters, Frank McCormick
 1942 Paul Derringer, Frank McCormick, Ray Starr, Johnny Vander Meer, Bucky Walters
 1943 Lonny Frey, Eddie Miller, Frank McCormick, Johnny Vander Meer
 1944 Frank McCormick, Ray Mueller, Bucky Walters, Eddie Miller
 1945 Frank McCormick
 1946 Ewell Blackwell, Ray Lamanno, Eddie Miller
 1947 Ewell Blackwell, Bert Haas, Eddie Miller
 1948 Ewell Blackwell
 1949 Ewell Blackwell, Walker Cooper
 1950 Ewell Blackwell, Johnny Wyrostek
 1951 Ewell Blackwell, Johnny Wyrostek
 1952 Grady Hatton
 1953 Gus Bell, Ted Kluszewski
 1954 Gus Bell, Ted Kluszewski
 1955 Smoky Burgess, Joe Nuxhall, Ted Kluszewski
 1956 Ed Bailey, Gus Bell, Ted Kluszewski, Roy McMillan, Brooks Lawrence, Joe Nuxhall, Frank Robinson, Johnny Temple
 1957 Ed Bailey, Gus Bell, Don Hoak, Roy McMillan, Frank Robinson, Johnny Temple</p> | <p>1958 George Crowe, Bob Purkey
 1959 Vada Pinson, Frank Robinson, Johnny Temple
 1960 Ed Bailey, Bill Henry, Vada Pinson
 1961 Joey Jay, Eddie Kasko, Bob Purkey, Frank Robinson
 1962 Bob Purkey, Frank Robinson
 1963 John Edwards, Jim O'Toole
 1964 Leo Cardenas, John Edwards
 1965 Leo Cardenas, John Edwards, Sam Ellis, Jim Maloney, Frank Robinson, Pete Rose
 1966 Leo Cardenas, Billy McCool
 1967 Tommy Helms, Tony Perez, Pete Rose
 1968 Johnny Bench, Leo Cardenas, Tommy Helms, Tony Perez, Pete Rose
 1969 Johnny Bench, Lee May, Tony Perez, Pete Rose
 1970 Johnny Bench, Jim Merritt, Tony Perez, Pete Rose, Wayne Simpson
 1971 Johnny Bench, Clay Carroll, Lee May, Pete Rose
 1972 Johnny Bench, Clay Carroll, Gary Nolan, Joe Morgan
 1973 Johnny Bench, Jack Billingham, Dave Concepcion, Joe Morgan, Pete Rose
 1974 Johnny Bench, Joe Morgan, Tony Perez, Pete Rose
 1975 Johnny Bench, Dave Concepcion, Joe Morgan, Tony Perez, Pete Rose
 1976 Johnny Bench, Dave Concepcion, George Foster, Ken Griffey, Joe Morgan, Tony Perez, Pete Rose
 1977 Johnny Bench, Tom Seaver, Dave Concepcion, George Foster, Ken Griffey, Joe Morgan, Pete Rose
 1978 Johnny Bench, Dave Concepcion, George Foster, Joe Morgan, Pete Rose, Tom Seaver</p> | <p>1979 Johnny Bench, Dave Concepcion, George Foster, Mike LaCoss, Joe Morgan
 1980 Johnny Bench, Dave Concepcion, Ken Griffey, Ray Knight
 1981 Dave Concepcion, George Foster, Tom Seaver
 1982 Dave Concepcion, Tom Hume, Mario Soto
 1983 Johnny Bench, Mario Soto
 1984 Mario Soto
 1985 Dave Parker, Pete Rose
 1986 John Franco, Dave Parker
 1987 Eric Davis, Bo Diaz, John Franco
 1988 Danny Jackson, Barry Larkin, Chris Sabo
 1989 Eric Davis, John Franco, Barry Larkin
 1990 Jack Armstrong, Rob Dibble, Barry Larkin, Randy Myers, Chris Sabo
 1991 Tom Browning, Rob Dibble, Barry Larkin, Paul O'Neill, Chris Sabo
 1992 Bip Roberts, Norm Charlton
 1993 Roberto Kelly, Barry Larkin
 1994 Barry Larkin, Jose Rijo
 1995 Ron Gant, Barry Larkin, Reggie Sanders, John Smiley
 1996 Barry Larkin
 1997 Barry Larkin
 1998 Bret Boone, Jeff Shaw*
 1999 Barry Larkin, Sean Casey, Scott Williamson
 2000 Ken Griffey Jr., Danny Graves, Barry Larkin
 2001 Sean Casey
 2002 Adam Dunn
 2003 Aaron Boone
 2004 Ken Griffey Jr., Danny Graves, Barry Larkin, Sean Casey
 2005 Felipe Lopez
 2006 Bronson Arroyo
 2007 Ken Griffey Jr.
 2008 Edinson Volquez
 2009 Francisco Cordero
 2010 Brandon Phillips, Scott Rolen, Arthur Rhodes, Joey Votto
 2011 Jay Bruce, Brandon Phillips, Scott Rolen, Joey Votto
 2012 Jay Bruce, Aroldis Chapman, Joey Votto
 2013 Joey Votto, Brandon Phillips, Aroldis Chapman
 2014 Todd Frazier, Devin Mesoraco, Aroldis Chapman, Johnny Cueto, Alfredo Simon
 2015 Todd Frazier, Aroldis Chapman
 2016 Jay Bruce, Adam Duvall
 2017 Zack Cozart, Joey Votto</p> |
|---|---|--|

REDS' ALL-STAR GAME COACHES & MANAGERS

Sparky Anderson ...	*1971, *1973, 1974, *1976, *1977
Dave Bristol	1968, 1969
Charley Dressen	1935, 1937
Fred Hutchinson	1960, *1962/g2, 1964
Bill McKechnie	1938, *1940, *1941, 1942, 1946
Jack McKeon	1999
John McNamara	1980, 1982
Jerry Narron	2006
Lou Piniella	*1991
Bryan Price	2015
Dick Sisler	1965
Birdie Tebbetts	1956
Bucky Walters	1949

* Managed National League All-Star team

* Jeff Shaw was selected as a Red but was traded to the Dodgers prior to the 1998 ASG.

NL ROOKIE OF THE MONTH

2001	*Adam Dunn, August
2002	Austin Kearns, May
2007	Josh Hamilton, April
2008	Joey Votto, September
2012	Todd Frazier, August
2014	Billy Hamilton, June

* Co-Player with Hou's Roy Oswalt

NL PLAYER/PITCHER OF THE MONTH

1961	Frank Robinson, July
	Joey Jay, May
	Jim O'Toole, September
1962	Bob Purkey, May
1964	Frank Robinson, August
1965	Pete Rose, July
1966	Pete Rose, August
1968	Pete Rose, July
1973	Pete Rose, July
1974	Don Gullett, July
1975	Joe Morgan, April
	Joe Morgan, June
	Tony Perez, August
1976	George Foster, May
	George Foster, July
	Joe Morgan, August
1977	George Foster, June
	George Foster, August
	Tom Seaver, August
1978	Pete Rose, July
1979	George Foster, April
1981	Dave Concepcion, April
	Tom Seaver, September
1983	Joe Price, July
1985	Dave Parker, May
1986	Eric Davis, July
	Bill Gullickson, August
1987	Eric Davis, April
	Eric Davis, May
	Bo Diaz, July
1988	John Franco, July
	Eric Davis, August
	Danny Jackson, August
1989	Tom Browning, August
1990	Jack Armstrong, May
1991	Barry Larkin, June
	Rob Biddle, June
1992	Jose Rijo, September
1997	Kent Mercker, June
	Jeff Shaw, September
1999	Denny Neagle, September
	Greg Vaughn, September
2005	Adam Dunn, July
2011	Jay Bruce, May

NL Player/Pitcher of the Week

Year	Player	Week Ending		Player	Week Ending
1973	Fred Norman	6/24	1991	Hal Morris	5/12
	Joe Morgan	8/26		Barry Larkin	6/30
1974	Johnny Bench	7/14		Mariano Duncan (3)	9/15
1975	Don Gullett	4/13	1992	Joe Oliver	8/16
	Joe Morgan	6/29		Bip Roberts	9/27
	Tony Perez	8/31	1993	Kevin Mitchell	5/16
1976	Johnny Bench	5/2	1994	Kevin Mitchell	6/5
1977	Dan Driessen	5/1		Hal Morris	7/10
	George Foster	5/30	1995	Reggie Sanders	6/5
	Dave Concepcion	8/28	1996	Kevin Mitchell	9/1
	George Foster	9/25	1997	Barry Larkin	6/1
1978	Pete Rose	5/7	1998	Barry Larkin	7/12
	Tom Seaver	6/18		Bret Boone	8/30
	Doug Bair	7/23	1999	Aaron Boone	9/12
	Pete Rose	7/30	2000	Dante Bichette	5/29
1979	Dave Concepcion	5/13		Alex Ochoa	9/17
	Tom Seaver	7/1	2001	Chris Reitsma (4)	4/9
	Dave Collins	8/26	2002	Adam Dunn	5/12
1980	Dave Collins	4/23	2003	Aaron Boone	5/11
	Tom Hume	8/17		Aaron Boone	6/15
	George Foster	8/31	2004	Wily Mo Pena	7/18
1981	Dave Collins	4/19	2005	Felipe Lopez	8/21
	Pete Rose	8/16	2006	Brandon Phillips	4/23
1982	Dan Driessen	6/6		Edwin Encarnacion	8/13
1983	Johnny Bench	4/10	2007	Alex Gonzalez (5)	4/23
1984	Eddie Milner	4/8		Ken Griffey Jr.	5/7
	Duane Walker	4/29		Adam Dunn	6/11
1985	Dave Parker	5/5	2008	Bronson Arroyo	8/31
	Dave Parker	5/19	2009	Joey Votto	9/27
	John Franco	8/25		Homer Bailey	10/4
	Tom Browning	9/29	2010	Jay Bruce	10/3
1986	Buddy Bell (1)	8/17	2011	Jay Bruce	5/29
	Dave Parker (2)	9/7		Joey Votto	7/31
	Tony Perez	10/5		Jay Bruce	8/14
1987	Eric Davis	5/3	2012	Jay Bruce	4/29
	Bo Diaz	7/5		Mat Latos	7/1
	Eric Davis	8/2		Drew Stubbs (6)	7/29
1988	Kal Daniels	4/10		Jay Bruce (7)	9/9
	Billy Hatcher	5/22		Homer Bailey	9/30
	Tom Browning	6/12	2013	Joey Votto	5/19
	Chris Sabo	6/19		Homer Bailey (8)	7/7
	John Franco	7/31	2014	Aroldis Chapman (9)	7/13
	Eric Davis	8/21		Johnny Cueto	8/10
	Danny Jackson	9/4	2015	Todd Frazier	5/31
	Tom Browning	9/18	2017	Scotter Gennett	6/12
1989	Jose Rijo	5/21		Joey Votto	7/2
	Chris Sabo	5/28			
	Eric Davis	6/4			
	Luis Quinones	9/3			
1990	Barry Larkin	4/22			
	Eric Davis	6/24			
	Hal Morris	7/8			
	Randy Myers	7/15			
	Bill Doran	9/16			
	Jose Rijo	9/23			

- (1) Co-Player with SD's John Kruk
- (2) Co-Player with SF's Mike Krukow
- (3) Co-Player with Atl's Steve Avery
- (4) Co-Player with LA's Gary Sheffield
- (5) Co-Player with Phi's Chase Utley
- (6) Co-Player with Mil's Carlos Gomez
- (7) Co-Player with Mia's Ricky Nolasco
- (8) Co-Player with Atl's Brian McCann
- (9) Co-Player with Pit's Andrew McCutchen

REDS HOME OPENING DAY RESULTS

Date	Opponent	W-L	Score	Winning Pitcher	Losing Pitcher	Record
4-25-1876	St. Louis	W	2-1	Cherokee Fisher	George Bradley	1-0
5-14-77+	Louisville	L	6-24	Jim Devlin	Bobby Matthews	1-1
5-1-78	Milwaukee	W	6-4	Will White	Sam Weaver	2-1
5-1-79	Troy	W	7-5	Will White	George Bradley	3-1
5-1-80	Chicago	L	3-4	Larry Corcoran	Will White	3-2
Cincinnati not a member of National League from 1881-1889						
4-19-90	Chicago	L	4-5	Bill Hutchinson	Jesse Duryea	3-3
4-22-91	Cleveland	L	3-6	Cy Young	Tony Mullane	3-4
4-12-92	Pittsburgh	L	5-7	Mark Baldwin	Tony Mullane	3-5
4-27-93	Chicago	W	10-1	Tony Mullane	Wee Willie McGill	4-5
4-20-94	Chicago	W	10-6	Tom Parrott	Bill Hutchinson	5-5
4-18-95	Cleveland	W	10-8	Frank Dwyer	Mike Sullivan	6-5
4-16-96	Pittsburgh	L	1-9	Pink Hawley	Billy Rhines	6-6
4-22-97	Chicago	W	8-7	Billy Rhines	Clark Griffith	7-6
4-15-98	Cleveland	W	3-2	Ted Breitenstein	Cy Young	8-6
4-15-99	Pittsburgh	L	2-5	Jesse Tannehill	Pink Hawley	8-7
4-19-1900	Chicago	L	10-13	Jock Menefee	Ed Scott	8-8
4-20-01	Pittsburgh	L	2-4	Sam Leever	Noodles Hahn	8-9
4-17-02	Chicago	L	1-6	Jack Taylor	Len Swormstedt	8-10
4-16-03	Pittsburgh	L	1-7	Deacon Phillippe	Jack Harper	8-11
4-14-04	Chicago	W	3-2	Jack Sutthoff	Jake Weimer	9-11
4-14-05	Pittsburgh	L	4-9	Pat Flaherty	Jack Harper	9-12
4-12-06	Chicago	L	2-7	Carl Lundgren	Orval Overall	9-13
4-11-07	Pittsburgh	W	4-3	Bob Ewing	Lefty Leifield	10-13
4-14-08	Chicago	L	5-6	Orval Overall	Bill Campbell	10-14
4-14-09	Pittsburgh	L	0-3	Howard Camnitz	Art Fromme	10-15
4-14-10	Chicago	W	1-0	Fred Beebe	Orval Overall	11-15
4-12-11	Pittsburgh	L	0-14	Babe Adams	Art Fromme	11-16
4-11-12*	Chicago	W	10-6	Bert Humphries	King Cole	12-16
4-12-13	Pittsburgh	L	2-9	Babe Adams	Art Fromme	12-17
4-14-14	Chicago	W	10-1	Rube Benton	Larry Cheney	13-17
4-14-15	Pittsburgh	L	2-9	George McQuillan	Leon Ames	13-18
4-12-16	Chicago	L	1-7	George McConnell	Fred Toney	13-19
4-11-17	St. Louis	W	3-1	Pete Schneider	Lee Meadows	14-19
4-16-18	Pittsburgh	W	2-0	Pete Schneider	Wilbur Cooper	15-19
4-23-19	St. Louis	W	6-2	Dolf Luque	Bill Sherdel	16-19
4-14-20	Chicago	W	7-3	Dutch Ruether	Grover Alexander	17-19
4-13-21	Pittsburgh	W	5-3	Dolf Luque	Babe Adams	18-19
4-12-22	Chicago	L	3-7	Grover Alexander	Eppa Rixey	18-20
4-17-23	St. Louis	W	3-2 (11)	Pete Donohue	Lester Sell	19-20
4-15-24	Pittsburgh	W	6-5	Tom Sheehan	Lee Meadows	20-20
4-14-25	St. Louis	W	4-0	Pete Donohue	Jesse Haines	21-20
4-13-26	Chicago	W	7-6 (10)	Jackie May	Sheriff Blake	22-20
4-12-27	Pittsburgh	L	1-2	Ray Kremer	Pete Donohue	22-21
4-11-28	Chicago	W	5-1	Dolf Luque	Charlie Root	23-21
4-16-29	St. Louis	L	2-5	Grover Alexander	Red Lucas	23-22
4-15-30	Pittsburgh	L	6-7	Steve Swetonic	Red Lucas	23-23
4-14-31	St. Louis	L	3-7	Flint Rhem	Larry Benton	23-24
4-12-32	Chicago	W	5-4	Larry Benton	Guy Bush	24-24
4-12-33	Pittsburgh	L	1-4	Bill Swift	Si Johnson	24-25
4-17-34	Chicago	L	0-6	Lon Warneke	Si Johnson	24-26
4-16-35	Pittsburgh	L	6-12	Waite Hoyt	Tony Freitas	24-27
4-14-36	Pittsburgh	L	6-8	Waite Hoyt	Paul Derringer	24-28
4-20-37	St. Louis	L	0-2 (10)	Dizzy Dean	Peaches Davis	24-29
4-19-38	Chicago	L	7-8	Charlie Root	Peaches Davis	24-30
4-17-39	Pittsburgh	L	5-7	Cy Blanton	Bucky Walters	24-31
4-16-40	Chicago	W	2-1	Paul Derringer	Bill Lee	25-31
4-15-41	St. Louis	L	3-7	Lon Warneke	Paul Derringer	25-32
4-14-42	Pittsburgh	L	2-4	Max Butcher	Bucky Walters	25-33
4-21-43	St. Louis	W	1-0 (11)	J. Vander Meer	Mort Cooper	26-33
4-18-44	Chicago	L	0-3	Hank Wyse	Bucky Walters	26-34
4-17-45	Pittsburgh	W	7-6 (11)	Hod Lisenbee	Rip Sewell	27-34
4-16-46	Chicago	L	3-4	Ray Prim	Ed Heusser	27-35
4-15-47	St. Louis	W	3-1	Ewell Blackwell	Howie Pollet	28-35
4-19-48	Pittsburgh	W	4-1	Ewell Blackwell	Hal Gregg	29-35
4-19-49	St. Louis	W	3-1	Ken Raffensberger	Harry Brecheen	30-35
4-18-50	Chicago	L	6-9	John Schmitz	K. Raffensberger	30-36
4-16-51	Pittsburgh	L	3-4	Cliff Chambers	Ewell Blackwell	30-37
4-15-52	Chicago	L	5-6 (10)	Joe Hatten	Frank Hiller	30-38

Date	Opponent	W-L	Score	Winning Pitcher	Losing Pitcher	Record
4-13-53	Milwaukee	L	0-2	Max Surkont	Bud Podbielan	30-39
4-13-54	Milwaukee	W	9-8	Joe Nuxhall	Chet Nichols	31-39
4-11-55	Chicago	L	5-7	Sam Jones	Art Fowler	31-40
4-17-56	St. Louis	L	2-4	Wilmer Mizell	Joe Nuxhall	31-41
4-16-57	St. Louis	L	4-13	Herm Wehmeier	John Klippstein	31-42
4-15-58	Philadelphia	L	4-5	Ray Semproch	Bill Wight	31-43
4-9-59	Pittsburgh	W	4-1	Bob Purkey	Ronnie Kline	32-43
4-12-60	Philadelphia	W	9-4	Brooks Lawrence	Robin Roberts	33-43
4-11-61	Chicago	W	7-1	Jim O'Toole	Glen Hobbie	34-43
4-9-62	Philadelphia	L	4-12	Art Mahaffey	Joey Jay	34-44
4-8-63	Pittsburgh	W	5-2	Jim O'Toole	Earl Francis	35-44
4-13-64	Houston	L	3-6	Ken Johnson	Jim Maloney	35-45
4-12-65	Milwaukee	L	2-4	Tony Cloninger	Jim O'Toole	35-46
4-22-66#	Philadelphia	L	7-9	Darold Knowles	Don Nottebart	35-47
4-10-67	Los Angeles	W	6-1	Jim Maloney	Bob Miller	36-47
4-10-68	Chicago	W	9-4	Milt Pappas	Joe Niekro	37-47
4-7-69	Los Angeles	L	2-3	Don Drysdale	Gary Nolan	37-48
4-6-70	Montreal	W	5-1	Jim Merritt	Joe Sparna	38-48
4-5-71	Atlanta	L	4-7	Cecil Upshaw	Wayne Granger	38-49
4-15-72	Los Angeles	L	1-3	Don Sutton	Jack Billingham	38-50
4-5-73	San Francisco	L	1-4	Juan Marichal	Don Gullett	38-51
4-4-74	Atlanta	W	7-6 (11)	Clay Carroll	Buzz Capra	39-51
4-7-75	Los Angeles	W	2-1 (14)	Pat Darcy	Charlie Hough	40-51
4-8-76	Houston	W	11-5	Gary Nolan	J.R. Richard	41-51
4-6-77	San Diego	W	5-3	Woodie Fryman	Randy Jones	42-51
4-6-78	Houston	W	11-9	Pedro Borbon	J.R. Richard	43-51
4-4-79	San Francisco	L	5-11	Vida Blue	Tom Seaver	43-52
4-9-80	Atlanta	W	9-0	Frank Pastore	Phil Niekro	44-52
4-8-81	Philadelphia	W	3-2	Tom Hume	Sparky Lyle	45-52
4-5-82	Chicago	L	2-3 (8)	Doug Bird	Mario Soto	45-53
4-4-83	Atlanta	W	5-4	Mario Soto	Steve Bedrosian	46-53
4-2-84	New York	W	8-1	Mario Soto	Mike Torrez	47-53
4-8-85	Montreal	W	4-1	Mario Soto	Steve Rogers	48-53
4-7-86	Philadelphia	W	7-4	Mario Soto	Steve Carlton	49-53
4-6-87	Montreal	W	11-5	Bill Landrum	Floyd Youmans	50-53
4-4-88	St. Louis	W	5-4 (12)	Pat Perry	Bob Forsch	51-53
4-3-89	Los Angeles	W	6-4	Danny Jackson	Tim Lincecum	52-53
4-17-90@	San Diego	W	2-1	Tom Browning	Andy Benes	53-53
4-8-91	Houston	W	6-2	Tom Browning	Mike Scott	54-53
4-6-92	San Diego	L	3-4	Jose Melendez	Jose Rijo	54-54
4-5-93	Montreal	W	2-1	Jose Rijo	Dennis Martinez	55-54
4-3-94	St. Louis	L	4-6	Bob Tewksbury	Jose Rijo	55-55
4-26-95	Chicago	L	1-7	Jim Bullinger	Jose Rijo	55-56
4-2-96*	Montreal	W	4-1	Pete Schourek	Jeff Fassero	56-56
4-1-97	Colorado	W	11-4	John Smiley	Kevin Ritz	57-56
3-31-98	San Diego	L	2-10	Kevin Brown	Mike Remlinger	57-57
4-5-99	San Francisco	L	8-11	Allen Embree	John Hudek	57-58
4-3-2000	Milwaukee	T	3-3 (5.1)	(Scott Sullivan)	(Steve Woodard)	57-58-1
4-2-01	Atlanta	L	4-10	Marc Valdes	Dennys Reyes	57-59-1
4-1-02	Chicago	W	5-4	Danny Graves	Jeff Fassero	58-59-1
3-31-03%	Pittsburgh	L	1-10	Kris Benson	Jimmy Haynes	58-60-1
4-5-04	Chicago	L	4-7	Kerry Wood	Cory Lidle	58-61-1
4-4-05	New York	W	7-6	Danny Graves	Braden Looper	59-61-1
4-3-06	Chicago	L	7-16	Will Ohman	Aaron Harang	59-62-1
4-2-07	Chicago	W	5-1	Aaron Harang	Carlos Zambrano	60-62-1
3-31-08	Arizona	L	2-4	Brandon Webb	Aaron Harang	60-63-1
4-6-09	New York	L	1-2	Johan Santana	Aaron Harang	60-64-1
4-5-10	St. Louis	L	6-11	Chris Carpenter	Aaron Harang	60-65-1
3-31-11	Milwaukee	W	7-6	Logan Ondrusek	John Axford	61-65-1
4-5-12	Miami	W	4-0	Johnny Cueto	Mark Buehrle	62-65-1
4-1-13	Los Angeles (AL)	L	1-3 (13)	Mark Lowe	J.J. Hoover	62-66-1
3-31-14	St. Louis	L	0-1	Adam Wainwright	Johnny Cueto	62-67-1
4-6-15	Pittsburgh	W	5-2	Jumbo Diaz	Tony Watson	63-67-1
4-4-16	Philadelphia	W	6-2	Ross Ohlendorf	David Hernandez	64-67-1
4-3-17	Philadelphia	L	3-4	Jeremy Hellickson	Scott Feldman	64-68-1

+Home opener. Original Opening Day game vs Louisville (May 3) rained out. Reds opened on the road at Louisville, May 10, and won, 15-9. *First game played at Redland Field (later Crosley Field); #Home opener. Original Opening series vs New York Mets (Apr. 11-12-13) rained out. Reds opened on the road at Philadelphia, Apr. 15, and lost, 4-3; @Home opener. Reds opened on road (because of labor dispute) at Houston, April 9, and won, 8-4; *Opening Day postponed on 4/1 due to the death of home plate umpire John McSherry. %First game played at Great American Ball Park.

REDS OPENING DAY STARTING LINEUPS SINCE 1900

1900
 Barrett.....RF
 Corcoran.....SS
 McBride.....CF
 E. Smith.....LF
 Beckley.....1B
 Steinfeldt.....2B
 Irwin.....3B
 Peitz.....C
 B. Phillips.....P

1901
 Dobbs.....CF
 Harley.....LF
 Beckley.....1B
 Crawford.....RF
 Magoon.....2B
 Irwin.....3B
 Corcoran.....SS
 Peitz.....C
 Hahn.....P

1902
 Hoy.....CF
 Dobbs.....LF
 Beckley.....1B
 Crawford.....RF
 Beck.....2B
 Corcoran.....SS
 Steinfeldt.....3B
 Bergen.....C
 Swormstedt.....P

1903
 Kelly.....LF
 Seymour.....CF
 Donlin.....RF
 Beckley.....1B
 Morrissey.....2B
 Corcoran.....SS
 Steinfeldt.....3B
 Peitz.....C
 Sutthoff.....P

1904
 Woodruff.....2B
 Seymour.....CF
 Donlin.....LF
 Dolan.....RF
 Kelly.....1B
 Steinfeldt.....3B
 Corcoran.....SS
 Peitz.....C
 Sutthoff.....P

1905
 Huggins.....2B
 Dolan.....1B
 Seymour.....CF
 Sebring.....RF
 Odwell.....LF
 Steinfeldt.....3B
 Corcoran.....SS
 Schlei.....C
 J. Harper.....P

1906
 Huggins.....2B
 Barry.....LF
 Carr.....1B
 Seymour.....CF
 Delahanty.....3B
 Corcoran.....SS
 Odwell.....RF
 Schlei.....C
 Overall.....P

1907
 Huggins.....2B
 L. Davis.....CF
 Kane.....3B
 Ganzel.....1B
 Krueger.....LF
 M. Mitchell.....RF
 Mowrey.....SS
 Schlei.....C
 Ewing.....P

1908
 Huggins.....2B
 Lobert.....LF
 M. Mitchell.....RF
 Ganzel.....1B
 Schlei.....C
 Mowrey.....3B
 Paskert.....CF
 Ruiswitt.....SS
 Ewing.....P

1909
 Huggins.....2B
 Oakes.....CF
 Paskert.....LF
 Lobert.....3B
 M. Mitchell.....RF
 Mowrey.....SS
 Hoblitzell.....1B
 McLean.....C
 Fromme.....P

1910
 Bescher.....LF
 Lobert.....3B
 Hoblitzell.....1B
 M. Mitchell.....CF
 Egan.....2B
 McCabe.....RF
 Downey.....SS
 T. Clarke.....C
 Beebe.....P

1911
 Huggins.....2B
 Bates.....CF
 Hoblitzell.....1B
 M. Mitchell.....RF
 Grant.....3B
 Altizer.....SS
 Downey.....LF
 McLean.....C
 McQuillan.....P

1912
 Bescher.....LF
 J. Bates.....CF
 Hoblitzell.....1B
 Marsans.....RF
 Egan.....2B
 Phelan.....3B
 Esmond.....SS
 McLean.....C
 F. E. Smith.....P

1913
 Bescher.....LF
 J. Bates.....CF
 Tinker.....SS
 Hoblitzell.....1B
 Marsans.....RF
 Egan.....2B
 Grant.....3B
 T. Clarke.....C
 Fromme.....P

1914
 Moran.....RF
 Groh.....2B
 J. Bates.....CF
 Marsans.....LF
 Hoblitzell.....1B
 Niehoff.....3B
 Herzog.....SS
 T. Clarke.....C
 G. Johnson.....P

1915
 Leach.....CF
 Herzog.....SS
 Killefer.....LF
 T. Griffith.....RF
 Groh.....3B
 Olson.....2B
 Mollwitz.....1B
 Dobin.....C
 Ames.....P

1916
 Killefer.....CF
 Herzog.....SS
 K. Williams.....LF
 T. Griffith.....RF
 Groh.....3B
 Louden.....2B
 Mollwitz.....1B
 Wingo.....C
 Toney.....P

1917
 Cueto.....LF
 McKechnie.....3B
 Groh.....2B
 Chase.....1B
 Roush.....CF
 Neal.....RF
 Kopf.....SS
 Wingo.....C
 C. Mitchell.....P

1918
 Groh.....3B
 L. Magee.....2B
 Roush.....CF
 Chase.....1B
 T. Griffith.....RF
 S. Magee.....LF
 Blackburne.....SS
 N. Allen.....C
 Schneider.....P

1919
 Rath.....2B
 Neale.....RF
 Groh.....3B
 Roush.....CF
 S. Magee.....LF
 Daubert.....1B
 Kopf.....SS
 N. Allen.....C
 R. Fisher.....P

1920
 Rath.....2B
 Daubert.....1B
 Groh.....3B
 Roush.....CF
 P. Duncan.....LF
 Kopf.....SS
 Neale.....RF
 Wingo.....C
 Ruether.....P

1921
 Paskert.....RF
 Daubert.....1B
 Bohne.....3B
 P. Duncan.....LF
 See.....CF
 Fonseca.....2B
 Crane.....SS
 Wingo.....C
 Luque.....P

1922
 G. Burns.....CF
 Neale.....RF
 P. Duncan.....LF
 Bohne.....2B
 Daubert.....1B
 Caveney.....SS
 Pinelli.....3B
 Wingo.....C
 Rixey.....P

1923
 G. Burns.....CF
 G. Harper.....RF
 P. Duncan.....LF
 Fonseca.....1B
 Bohne.....2B
 Pinelli.....3B
 Caveney.....SS
 Wingo.....C
 Donohue.....P

1924
 G. Burns.....RF
 Daubert.....1B
 Roush.....CF
 P. Duncan.....LF
 Hargrave.....C
 Bohne.....2B
 Pinelli.....3B
 Caveney.....SS
 Donohue.....P

1925
 Critz.....2B
 Pinelli.....3B
 Roush.....CF
 Bressler.....1B
 C. Walker.....RF
 Zitzmann.....LF
 Caveney.....SS
 Hargrave.....C
 Donohue.....P

1926
 Bohne.....SS
 Pinelli.....3B
 Roush.....CF
 Bressler.....LF
 Pipp.....1B
 C. Walker.....RF
 Critz.....2B
 Picinich.....C
 Donohue.....P

1927
 Christenson.....CF
 Dressen.....3B
 C. Walker.....RF
 Bressler.....LF
 G. Kelly.....1B
 Hargrave.....C
 Ford.....SS
 Pittenger.....2B
 Donohue.....P

1928
 Dressen.....3B
 E. Allen.....CF
 Purdy.....LF
 G. Kelly.....1B
 C. Walker.....RF
 C. Walker.....RF
 Critz.....2B
 Ford.....SS
 Hargrave.....C
 Luque.....P

1929
 Critz.....2B
 Purdy.....LF
 G. Kelly.....1B
 C. Walker.....RF
 E. Allen.....CF
 Pittenger.....3B
 Ford.....SS
 Sukeforth.....C
 Lucas.....P

1930
 Critz2B
 CallaghanCF
 MeuselLF
 HeilmannRF
 G. Kelly1B
 Cuccinello3B
 FordSS
 GoochC
 LucasP

1935
 B. MyersSS
 ByrdLF
 Riggs3B
 Bottomley1B
 HafeyCF
 GoodmanRF
 LombardiC
 Kampouris2B
 FreitasP

1940
 Werber3B
 L. Frey2B
 GoodmanRF
 F. McCormick1B
 LombardiC
 CraftCF
 M. McCormickLF
 B. MyersSS
 DerringerP

1945
 ClayCF
 TiptonLF
 G. WalkerRF
 F. McCormick1B
 Mesner3B
 W. Williams2B
 WahlSS
 JustC
 B. WaltersP

1950
 Hatton3B
 LowreyLF
 WrostekCF
 CooperC
 LitwhilerRF
 Kluszewski1B
 Bloodworth2B
 StallcupSS
 RaffensbergerP

1955
 Temple2B
 R. McMillanSS
 G. BellCF
 Kluszewski1B
 Jablonski3B
 GreengrassLF
 E. BaileyC
 PostRF
 FowlerP

1931
 Dressen3B
 RoettgerRF
 RoushCF
 Stripp1B
 Cuccinello2B
 CullopLF
 DurocherSS
 SukeforthC
 R. BentonP

1936
 CuylerCF
 Kampouris2B
 F. HermanLF
 LombardiC
 Riggs3B
 GoodmanRF
 McQuinn1B
 B. MyersSS
 DerringerP

1941
 Werber3B
 L. Frey2B
 GleesonRF
 F. McCormick1B
 LombardiC
 RippleLF
 CraftCF
 JoostSS
 DerringerP

1946
 ClayCF
 L. Frey2B
 Hatton3B
 E. MillerSS
 Haas1B
 LibkeRF
 LukonLF
 MuellerC
 BeggsP

1951
 B. Adams2B
 UsherCF
 WrostekRF
 Kluszewski1B
 AdcockLF
 ScheffingC
 Hatton3B
 StallcupSS
 BlackwellP

1956
 Temple2B
 BurgessC
 Kluszewski1B
 PostRF
 G. BellCF
 Jablonski3B
 F. RobinsonLF
 R. McMillanSS
 NuxhallP

1932
 DouthitCF
 Gilbert3B
 F. HermanRF
 Grantham2B
 Heath1B
 LombardiC
 CrabtreeLF
 MorrisseySS
 Si JohnsonP

1937
 Outlaw3B
 H. WalkerCF
 GoodmanRF
 WeintraubLF
 LombardiC
 Scarsell1B
 Gelbert2B
 B. MyersSS
 R. DavisP

1942
 JoostSS
 L. Frey2B
 GoodmanRF
 G. WalkerLF
 F. McCormick1B
 Haas3B
 M. McCormickCF
 HemsleyC
 B. WaltersP

1947
 BaumholtzRF
 B. Adams2B
 Hatton3B
 VollmerCF
 GalanLF
 LamannoC
 Haas1B
 E. MillerSS
 BlackwellP

1952
 Hatton2B
 B. Adams3B
 WrostekRF
 AdcockLF
 Kluszewski1B
 BorkowskiCF
 SeminickC
 R. McMillanSS
 WehmeierP

1957
 F. RobinsonLF
 Hoak3B
 G. BellCF
 PostRF
 Temple2B
 Kluszewski1B
 E. BaileyC
 R. McMillanSS
 KlippsteinP

1933
 Grantham2B
 Morrissey3B
 Bottomley1B
 HafeyLF
 J. MooreCF
 LombardiC
 H. RiceRF
 DurocherSS
 Si JohnsonP

1938
 GoodmanRF
 Riggs3B
 D. CookeLF
 CraftCF
 F. McCormick1B
 LombardiC
 Kampouris2B
 B. MyersSS
 SchottP

1943
 L. Frey2B
 M. McCormickCF
 M. MarshallRF
 F. McCormick1B
 E. MillerSS
 Haas3B
 TiptonLF
 MuellerC
 Vander MeerP

1948
 BaumholtzRF
 WrostekCF
 Hatton3B
 SauerLF
 B. Young1B
 LamannoC
 B. Adams2B
 StallcupSS
 BlackwellP

1953
 Temple2B
 B. Adams3B
 M. MarshallRF
 Kluszewski1B
 GreengrassLF
 G. BellCF
 R. McMillanSS
 LandrithC
 PodbielanP

1958
 Temple2B
 PinsonRF
 F. RobinsonLF
 Bilko1B
 Hoak3B
 G. BellCF
 E. BaileyC
 R. McMillanSS
 LawrenceP

1934
 ComoroskyLF
 Koenig3B
 Piet2B
 HafeyCF
 Bottomley1B
 ShiverRF
 O'FarrellC
 SladeSS
 Si JohnsonP

1939
 Werber3B
 BergerLF
 GoodmanRF
 F. McCormick1B
 LombardiC
 CraftCF
 Joost2B
 B. MyersSS
 Vander MeerP

1944
 ClayCF
 W. Williams2B
 G. WalkerRF
 F. McCormick1B
 TiptonLF
 E. MillerSS
 Mesner3B
 MuellerC
 B. WaltersP

1949
 Hatton3B
 SyrostekCF
 LitwhilerRF
 SauerLF
 Bloodworth2B
 Kluszewski1B
 StallcupSS
 MuellerC
 RaffensbergerP

1954
 B. Adams3B
 R. McMillanSS
 G. BellCF
 Kluszewski1B
 GreengrassLF
 Temple2B
 PostRF
 SeminickC
 PodbielanP

1959
 Temple2B
 PinsonCF
 G. BellRF
 F. Robinson1B
 Thomas3B
 LynchLF
 E. BaileyC
 R. McMillanSS
 PurkeyP

1960

R. McMillan SS
 Pinson CF
 G. Bell LF
 F. Robinson 1B
 Gonzalez RF
 E. Bailey C
 Martin 2B
 Kasko 3B
 Brosnan P

1965

P. Rose 2B
 T. Harper LF
 Pinson CF
 F. Robinson RF
 G. Coleman 1B
 D. Johnson 3B
 J. Edwards C
 Cardenas SS
 O'Toole P

1970

Tolan CF
 Helms 2B
 P. Rose RF
 T. Perez 3B
 Bench C
 May 1B
 Carbo LF
 Concepcion SS
 Merritt P

1975

Rose LF
 Morgan 2B
 Bench C
 T. Perez 1B
 Concepcion SS
 Geronimo CF
 Griffey RF
 Vukovich 3B
 Gullett P

1980

D. Collins CF
 Griffey RF
 Concepcion SS
 Foster LF
 Driessen 1B
 Bench C
 Knight 3B
 Kennedy 2B
 Pastore P

1985

E. Davis CF
 Rose 1B
 Parker RF
 Cedeno LF
 Esasky 3B
 Concepcion SS
 Oester 2B
 Bilardello C
 Soto P

1961

Kasko SS
 Pinson CF
 F. Robinson LF
 Post RF
 Freese 3B
 E. Bailey C
 G. Coleman 1B
 Baumer 2B
 O'Toole P

***1966**

T. Harper RF
 P. Rose 3B
 Pinson CF
 G. Coleman 1B
 D. Johnson LF
 Pavletich C
 Cardenas SS
 Helms 2B
 Ellis P

1971

P. Rose CF
 Helms 2B
 T. Perez 1B
 Bench C
 Carbo LF
 McRae RF
 Duffy SS
 W. Woodward 3B
 Nolan P

1976

Rose 3B
 Griffey RF
 Morgan 2B
 Bench C
 Perez 1B
 Foster LF
 Concepcion SS
 Geronimo CF
 Nolan P

1981

D. Collins RF
 Griffey CF
 Concepcion SS
 Foster LF
 Bench C
 Driessen 1B
 Knight 3B
 Oester 2B
 Seaver P

1986

E. Davis CF
 B. Bell 3B
 Parker RF
 Esasky LF
 T. Jones 1B
 Concepcion SS
 Diaz C
 Oester 2B
 Soto P

1962

Blasingame 2B
 Kasko SS
 Pinson CF
 F. Robinson RF
 Lynch LF
 G. Coleman 1B
 J. Edwards C
 T. Harper 3B
 Jay P

1967

T. Harper RF
 Pinson CF
 P. Rose LF
 D. Johnson 3B
 T. Perez 1B
 Helms 2B
 Cardenas SS
 J. Edwards C
 Maloney P

1972

P. Rose LF
 Morgan 2B
 Tolan CF
 Bench C
 T. Perez 1B
 Menke 3B
 Geronimo RF
 Concepcion SS
 Billingham P

1977

Rose 3B
 Griffey RF
 Morgan 2B
 Foster LF
 Concepcion SS
 Driessen 1B
 Plummer C
 Geronimo CF
 Fryman P

1982

Oester 2B
 Driessen 1B
 Concepcion SS
 Cedeno CF
 Bench 3B
 Householder RF
 Hurdle LF
 Trevino C
 Soto P

1987

K. Daniels LF
 Larkin SS
 Parker RF
 E. Davis CF
 B. Bell 3B
 Diaz C
 Francona 1B
 Oester 2B
 Browning P

1963

Cardenas SS
 P. Rose 2B
 Pinson RF
 F. Robinson LF
 G. Coleman 1B
 J. Edwards C
 Freese 3B
 T. Harper CF
 O'Toole P

1968

P. Rose RF
 A. Johnson LF
 Pinson CF
 T. Perez 3B
 May 1B
 Pavletich C
 Helms 2B
 Cardenas SS
 Pappas P

1973

P. Rose LF
 Morgan 2B
 Tolan RF
 Bench C
 T. Perez 1B
 Geronimo CF
 Chaney SS
 Menke 3B
 Gullett P

1978

Rose 3B
 Griffey RF
 Morgan 2B
 Foster LF
 Driessen 1B
 Bench C
 Concepcion SS
 Geronimo CF
 Seaver P

1983

Redus LF
 Milner CF
 Concepcion SS
 Bench 3B
 Driessen 1B
 Oester 2B
 J. Jones RF
 Trevino C
 Soto P

1988

Larkin SS
 Concepcion 2B
 K. Daniels LF
 E. Davis CF
 T. Jones RF
 Diaz C
 Esasky 1B
 Sabo 3B
 Soto P

1964

P. Rose 2B
 Ruiz 3B
 Pinson CF
 F. Robinson RF
 G. Coleman 1B
 Skinner LF
 J. Edwards C
 Cardenas SS
 Maloney P

1969

P. Rose CF
 Tolan RF
 A. Johnson LF
 T. Perez 3B
 May 1B
 Bench C
 Helms 2B
 Woodward SS
 Nolan P

1974

P. Rose LF
 Morgan 2B
 Driessen 3B
 T. Perez 1B
 Bench C
 Griffey RF
 Rettenmund CF
 Concepcion SS
 Billingham P

1979

Griffey RF
 Concepcion SS
 Morgan 2B
 Foster LF
 Bench C
 Driessen 1B
 Auerbach 3B
 Geronimo CF
 Seaver P

1984

Redus LF
 E. Milner CF
 Concepcion SS
 Parker RF
 Driessen 1B
 Esasky 3B
 Oester 2B
 Bilardello C
 Soto P

1989

Larkin SS
 Sabo 3B
 E. Davis CF
 K. Daniels LF
 Benzinger 1B
 O'Neill RF
 J. Reed C
 Oester 2B
 Jackson P

1990
 Sabo3B
 HatcherLF
 LarkinSS
 E. DavisCF
 O'NeillRF
 Benzinger1B
 OliverC
 M. Duncan2B
 BrowningP

1995
 D. SandersCF
 LarkinSS
 Morris1B
 GantLF
 B. Boone2B
 SantiagoC
 R. SandersRF
 W. Greene3B
 RijoP

2000
 Reese2B
 LarkinSS
 GriffeyCF
 BichetteRF
 D. Young1B
 TaubenseeC
 A. Boone3B
 TuckerLF
 HarnischP

2005
 Jimenez2B
 GriffeyCF
 Casey1B
 KearnsRF
 DunnLF
 Randa3B
 AuriliaSS
 LaRueC
 WilsonP

2010
 DickersonCF
 CabreraSS
 Votto1B
 Phillips2B
 Rolan3B
 Bruce3B
 BruceRF
 NixLF
 HernandezC
 HarangP

2015
 HamiltonCF
 Votto1B
 Frazier3B
 MesoracoC
 ByrdLF
 BruceRF
 Phillips2B
 CozartSS
 CuetoP

1991
 HatcherLF
 LarkinSS
 O'NeillRF
 E. DavisCF
 Morris1B
 Sabo3B
 J. ReedC
 M. Duncan2B
 BrowningP

1996
 E. DavisLF
 Owens2B
 LarkinSS
 R. SandersRF
 Sabo3B
 Morris1B
 M. KellyCF
 OliverC
 SchourekP

2001
 LarkinSS
 TuckerCF
 D. YoungLF
 Casey1B
 OchoaRF
 A. Boone3B
 Reese2B
 LaRueC
 HarnischP

2006
 Womack2B
 LopezSS
 GriffeyCF
 DunnLF
 Encarnacion3B
 Hatteberg1B
 KearnsRF
 ValentinC
 HarangP

2011
 StubbsCF
 Phillips2B
 Votto1B
 Rolan3B
 BruceRF
 GomesLF
 HernandezC
 JanishSS
 VolquezP

2016
 CozartSS
 Suarez3B
 Votto1B
 Phillips2B
 BruceRF
 MesoracoC
 DuvallLF
 IglesiasP
 HamiltonCF

1992
 Roberts2B
 Morris1B
 LarkinSS
 Sabo3B
 BraggsLF
 R. SandersCF
 O'NeillRF
 OliverC
 RijoP

1997
 D. SandersCF
 W. Greene3B
 LarkinSS
 R. SandersRF
 Morris1B
 SierraLF
 B. Boone2B
 TaubenseeC
 SmileyP

2002
 Walker2B
 LarkinSS
 GriffeyCF
 Casey1B
 Boone3B
 DunnLF
 EncarnacionRF
 LaRueC
 HamiltonP

2007
 FreelCF
 DunnLF
 Phillips2B
 GriffeyRF
 Encarnacion3B
 Hatteberg1B
 GonzalezSS
 RossC
 HarangP

2012
 Phillips2B
 CozartSS
 Votto1B
 Rolan3B
 BruceRF
 LudwickLF
 StubbsCF
 HaniganC
 CuetoP

2017
 HamiltonCF
 Peraza2B
 Votto1B
 DuvallLF
 Suarez3B
 ScheblerRF
 CozartSS
 BarnhartC
 FeldmanP

1993
 Roberts2B
 R. KellyCF
 LarkinSS
 MitchellLF
 Sabo3B
 Milligan1B
 R. SandersRF
 OliverC
 RijoP

1998
 StynesLF
 NunnallyRF
 W. Greene3B
 Perez1B
 R. SandersCF
 TaubenseeC
 B. Boone2B
 ReeseSS
 RemlingerP

2003
 LarkinSS
 Boone2B
 GriffeyCF
 KearnsRF
 DunnLF
 Casey1B
 Larson3B
 LaRueC
 HaynesP

2008
 PattersonCF
 KeppingerSS
 GriffeyRF
 Phillips2B
 DunnLF
 Encarnacion3B
 Hatteberg1B
 ValentinC
 HarangP

2013
 ChooCF
 Phillips2B
 Votto1B
 LudwickLF
 BruceRF
 Frazier3B
 CozartSS
 HaniganC
 CuetoP

1994
 Fernandez3B
 LarkinSS
 Morris1B
 MitchellLF
 R. SandersRF
 R. KellyCF
 B. Boone2B
 OliverC
 RijoP

1999
 CameronCF
 LarkinSS
 Casey1B
 VaughnLF
 D. YoungRF
 TaubenseeC
 A. Boone3B
 Reese2B
 TomkoP

2004
 Jimenez2B
 LarkinSS
 Casey1B
 KearnsRF
 DunnLF
 LaRueC
 FreelCF
 Castro3B
 LidleP

2009
 Hairston Jr.LF
 McDonaldCF
 Votto1B
 Phillips2B
 BruceRF
 Encarnacion3B
 HernandezC
 GonzalezSS
 HarangP

2014
 HamiltonCF
 Phillips2B
 Votto1B
 BruceRF
 LudwickLF
 Frazier3B
 CozartSS
 PenaC
 CuetoP

*Opening game away at Philadelphia, 4/15/66; The Reds first home game was played against Philadelphia on 4/22/66 (RF T. Harper, 3B P. Rose, CF Pinson, 1B G. Coleman, LF D. Johnson, SS Cardenas, 2B Helms, C J. Edwards, P Nuxhall).

REDS LONGEST WINNING/LOSING STREAKS BY SEASON - SINCE 1900

Year	Longest Winning Streak	Longest Losing Streak	Year	Longest Winning Streak	Longest Losing Streak	Year	Longest Winning Streak	Longest Losing Streak
1900	5 games (2x)	7 games	1949	4 games	7 games	2001	7 games	8 games (2x)
1901	4 games	8 games	1950	5 games (3x)	10 games	2002	7 games	8 games
1902	6 games	5 games	1951	7 games	7 games (2x)	2003	5 games	8 games
1903	8 games	6 games	1952	4 games	6 games	2004	7 games	8 games
1904	8 games	4 games (2x)	1953	6 games	8 games	2005	5 games (2x)	8 games
1905	8 games	8 games	1954	5 games (2x)	5 games (2x)		7/27-7/31	4/27-5/6
1906	6 games	6 games	1955	7 games	7 games		8/8-8/13	
1907	7 games	6 games	1956	6 games (2x)	4 games (3x)	2006	8 games	6 games (2x)
1908	6 games	6 games	1957	12 games	10 games		5/31-6/8	7/1-7/6
1909	7 games	6 games	1958	6 games	7 games			8/25-8/30
1910	4 games (2x)	6 games	1959	4 games (2x)	6 games	2007	6 games	7 games
1911	7 games (2x)	5 games	1960	9 games	7 games		8/21-8/26	9/22-9/29
1912	6 games	7 games (2x)	1961	9 games	8 games	2008	6 games	6 games
1913	5 games	7 games	1962	9 games (2x)	5 games		5/12-5/18	8/5-8/10
1914	6 games (3x)	19 games	1963	7 games	4 games (5x)	2009	7 games	8 games
		9/5-9/23	1964	9 games	4 games		8/31-9/6	7/28-8/4
1915	6 games	7 games (2x)	1965	4 games (7x)	6 games	2010	7 games	5 games (2x)
1916	4 games (2x)	8 games	1966	8 games	9 games		8/13-8/20	4/14-4/18
1917	7 games	8 games	1967	5 games (3x)	4 games (6x)			9/5-9/9
1918	8 games (2x)	9 games	1968	7 games	7 games	2011	5 games (2x)	6 games
1919	10 games	4 games	1969	9 games	5 games		3/31-4/6	5/18-5/23
1920	6 games	6 games	1970	8 games	4 games		5/13-5/17	
1921	5 games	6 games	1971	5 games	7 games	2012	10 games	5 games
1922	7 games	8 games	1972	9 games	4 games		7/19-7/29	8/5-8/9
1923	9 games (2x)	6 games (2x)	1973	7 games (2x)	4 games (2x)	2013	6 games	5 games (3x)
1924	6 games	4 games (3x)	1974	7 games	4 games		5/10-5/16	4/9-4/14
1925	9 games (2x)	5 games (2x)	1975	10 games	6 games			7/26-7/30
1926	8 games	5 games (2x)	1976	7 games (2x)	4 games			9/24-9/29
1927	8 games	6 games (2x)	1977	7 games	8 games	2014	5 games (2x)	7 games (2x)
1928	7 games	8 games	1978	7 games	6 games (2x)		6/25-6/29	7/18-7/25
1929	5 games	9 games	1979	8 games	4 games (2x)		7/6-7/9	8/17-8/22
1930	7 games	13 games	1980	8 games	5 games	2015	4 games (2x)	13 games
1931	6 games	7 games (2x)	1981	8 games	4 games		4/6-4/10	9/20-10/2
1932	5 games	10 games	1982	3 games (4x)	9 games		6/7-6/10	
1933	5 games	10 games (2x)	1983	4 games	5 games	2016	5 games (2x)	11 games
1934	5 games	8 games	1984	7 games	8 games		8/16-8/20	5/16-5/27
1935	7 games	7 games	1985	7 games	4 games (3x)		9/9-9/13	
1936	7 games (2x)	9 games	1986	6 games (3x)	9 games	2017	5 games	9 games
1937	4 games (2x)	14 games	1987	6 games	7 games		5/3-5/7	6/9-6/18
		9/21/02-10/3	1988	8 games	6 games (2x)			
1938	7 games	6 games	1989	4 games (4x)	10 games (2x)			
1939	12 games	4 games	1990	9 games	8 games			
1940	7 games (2x)	3 games (4x)	1991	5 games	10 games			
1941	8 games	6 games	1992	9 games	7 games			
1942	6 games (2x)	6 games	1993	7 games	12 games			
1943	10 games	5 games	1994	6 games	5 games			
1944	6 games	4 games (4x)	1995	9 games	6 games			
1945	9 games	13 games	1996	7 games (2x)	9 games			
		8/5-8/15	1997	5 games	5 games (3x)			
1946	4 games (2x)	9 games	1998	10 games	11 games			
1947	4 games (2x)	6 games	1999	10 games	3 games (8x)			
1948	5 games	8 games	2000	6 games	6 games			

REDS HIGHEST SCORING GAMES - SINCE 1900

Date	Opponent	Score	Date	Opponent	Score	Date	Opponent	Score
26 Runs			8/3/1969	@Phi.....	19-17	10/1/1965	@SF.....	17-2
6/4/1911	Bos.....	26-3	7/1/1956	@StL (G1) ...	19-15 (10)	6/21/1959	@LAD.....	17-3
24 Runs			7/14/1955	@Pit.....	19-1	8/13/1931	@Bos (G1)	17-3
5/19/1999	@Col.....	24-12	8/2/1924	@Bos.....	19-2	4/28/1929	Chi.....	17-12
5/13/1902	Phi.....	24-2	5/24/1917	@Phi.....	19-9	9/2/1922	@Chi.....	17-5
23 Runs			8/5/1905	Bro.....	19-6	6/19/1905	NYM.....	17-7
4/25/1977	@Atl.....	23-9	8/28/1904	Bos.....	19-6	9/19/1903	Phi.....	17-7
7/6/1949	Chi.....	23-4	4/27/1900	@Pit.....	19-5	16 Runs		
6/8/1940	Bro.....	23-2	18 Runs			4/21/2015	@Mil.....	16-10
22 Runs			4/10/1998	@Col.....	18-7	6/22/2007	@Sea.....	16-1
9/4/1999	@Phi.....	22-3	8/29/1996	@Col.....	18-6	6/18/1994	@Atl.....	16-0
8/31/1996	Fla.....	22-8	8/3/1989	Hou.....	18-2	6/22/1993	@Col.....	16-13
6/1/1957	Chi.....	22-2	6/13/1975	@Chi.....	18-11	7/19/1979	@StL.....	16-4
21 Runs			8/8/1965	LAD.....	18-0	9/3/1965	Phi.....	16-7
9/15/1987	@Atl.....	21-6	8/7/1960	@StL (G1)	18-4	5/2/1959	LAD.....	16-4
5/9/1937	@Phi.....	21-10	4/29/1959	Chi.....	18-8	7/29/1955	Pit.....	16-5
6/5/1929	Phi.....	21-4	9/6/1933	Bro (G2).....	18-8	6/26/1955	Phi (G1).....	16-5
8/11/1926	@Phi.....	21-3	9/25/1925	Bro.....	18-7	7/16/1950	NYM (G1).....	16-4
7/13/1923	@Phi.....	21-7	5/12/1911	@Bos.....	18-8	7/6/1934	@StL.....	16-15
20 Runs			4/19/1904	Pit.....	18-4	7/25/1928	@Phi (G1)	16-5
8/22/1943	@Phi (G2)	20-6	9/9/1903	@StL (G1)	18-5	9/11/1927	Bos (G2).....	16-5
6/2/1928	@Bos.....	20-8	17 Runs			6/27/1926	Pit.....	16-0
19 Runs			8/19/2005	vs Ari.....	17-3	4/29/1926	@Pit.....	16-9
8/25/1995	@Pit.....	19-3	8/26/2001	@Mtl.....	17-4	5/2/1901	NYM.....	16-4
4/28/1994	@Pit.....	19-7	8/7/1998	Mil.....	17-0	15 Runs		
5/1/1989	@Mtl.....	19-6	8/3/1994	@SF.....	17-4	43 times, Last: 9/26/16 at StL (W, 15-2)		
			9/4/1988	@Chi.....	17-0			
			5/6/1979	Hou.....	17-5			
			8/2/1973	@Atl.....	17-2			
			4/29/1968	@Hou.....	17-2			

REDS MARATHONS - SINCE 1900

Date	Opponent	Score	Date	Opponent	Score	Date	Opponent	Score
21 Innings			5/28/1964	LAD.....	2-2	6/29/1965	@Pit (G1)	1-2
9/1/1967	SF.....	0-1	9/15/1941	Brk.....	1-5	9/30/1964	Pit.....	0-1
19 Innings			4/25/1928	StL.....	5-4	5/30/1962	@Mil (G2)	4-3
5/25/2011	@Phi.....	4-5	8/18/1924	NYM.....	8-7	9/27/1960	@Pit.....	3-4
8/8/1972	LAD.....	2-1	8/27/1920	NYM (G1)	4-6	5/1/1957	@Phi.....	8-6
9/15/1950	@Phi (G2)	7-8	9/18/1904	@Chc.....	1-2	5/1/1955	@NYM.....	1-2
9/11/1946	@Brk.....	0-0	5/12/2017	@SF.....	2-3	8/28/1947	@Bos (G1)	7-8
18 Innings			16 Innings			6/22/1941	Brk (G1).....	1-2
5/25/2008	@SD.....	9-12	9/4/2013	StL.... 4-5 (GABP record)		6/21/1926	Chc.....	6-5
5/10/1979	@Chc.....	8-9	5/16/2009	@SD.....	5-6	7/8/1924	Phi (G2)	2-1
5/21/1967	@Phi.....	1-2	8/29/2006	@LAD.....	5-6	6/13/1916	@Bos.....	0-0
7/19/1966	@Chc.....	3-2	8/8/1992	SF.....	4-3	5/31/1916	@Pit.....	5-2
9/7/1951	Chc.....	7-6	4/24/1992	@SD.....	7-6	7/29/1914	@Brk.....	8-5
8/9/1942	Chc (G1).....	8-10	5/22/1990	@Chc.....	1-2	7/19/1913	@Phi.....	2-3
7/1/1934	StL (G1).....	6-8	4/7/1989	SF.....	4-3	5/13/1911	@Phi.....	4-5
17 Innings			4/8/1988	Hou.....	3-8	6/15/1910	@Phi.....	3-3
7/28/1989	@Atl.....	4-2	6/21/1983	@SF.....	6-5	15 Innings		
7/29/1972	SD.....	3-4	5/2/1976	Mtl.....	4-8	37 times, Last: 6/28/2016 vs ChC (L, 7-2)		
6/2/1972	@Phi.....	6-3	8/20/1973	@NYM.....	8-3	14 Innings		
			5/5/1968	@LAD.....	3-2	76 times, Last: 7/1/2016 at Wsh (L, 3-2)		
			8/3/1966	@StL.....	3-1			

REDS BEST HOMESTANDS - SINCE 1900

Pct.	Record	Dates	Opponents	Pct.	Record	Dates	Opponents
Vs 1 team				.778	7-2	5/1-5/9, 2017	Pit/SF/NYY
1.000	4-0	6x, last 9/24-9/27, 1999	StL	.778	7-2	5/4-5/13, 1962	StL/Phi/Pit
1.000	3-0	19x, last 9/4-9/6, 2017	Mil			5/1-5/9, 2017	Pit/SF/NYY
1.000	2-0	23x, last 5/6-5/7, 1992	NYM	.750	6-2	4x, last 9/22-9/29, 1987	SD/Hou/Atl
1.000	1-0	50x, last 5/29, 1990	Phi	.727	8-3	8/10-8/20, 1962	NYM/Mil/LA
						6/14-6/24, 1965	NYM/Chc/StL
Vs 2 teams				Vs 4+ teams			
1.000	7-0	3x, last 5/10-5/16, 1993	SD/Col	.917	11-1	8/15-8/28, 1926	Phi/Bos/NYG/Bro
1.000	6-0	8x, last 5/12-5/18, 2008	Fla/Cle	.846	11-2	8/15-8/25, 1918	NYG/Bro/Phi/Bos
1.000	4-0	5/25-5/28, 1962	Chc/Hou			5/12-5/25, 1939	StL/Bos/Phi/Bro/NYG
.875	7-1	8/4-8/11, 1969	NYM/Phi	.833	15-3	5/31-6/20, 1923	Chc/Bos/Phi/NYG/Bro
.857	6-1	9x, last 5/21-5/27, 2012	Atl/Col	.824	14-3	5/2-5/23, 1904	StL/Bro/NYG/Bos/Phi
.833	5-1	16x, last 4/4-4/10, 2016	Phi/Pit			7/17-8/2, 1962	LA/NYM/Pit/Mil/StL
.800	4-1	13x, last 5/24-5/28, 2013	Chc/Cle	.818	9-2	4/27-5/8, 1940	Pit/Bro/Phi/NYG/Bos
.778	7-2	9/22-9/28, 1969	LA/Hou			7/11-7/21, 1940	Bro/Phi/Bos/NYG
.750	6-2	7x, last 6/29-7/5, 1993	Hou/Pit	.813	13-3	5/5-5/23, 1926	Phi/Bos/NYG/Bro/Pit
						9/22-10/3, 1943	NYG/Bos/Phi/Bro
Vs 3 teams				.778	7-2	5/16-5/29, 1969	NYM/Phi/Mon/Pit
1.000	7-0	4/28-5/5, 1970	Hou/Pit/StL	.765	13-4	7/27-8/11, 1919	Pit/Bos/NYG/Bro/Phi
.889	8-1	8/31-9/7, 1924	StL/Chc/Pit	.750	12-4	6/4-6/21, 1925	Bos/Phi/Bro/NYG
		8/8-8/17, 1975	Mon/Chc/Pit			7/24-8/7, 1927	StL/Bos/Bro/NYG/Phi
.875	7-1	4x, last 9/15-9/22, 1992	Atl/SD/Hou	.750	9-3	4x, last 7/9-7/22, 1971	NYM/SF/SD/LA
.857	6-1	3x, last 8/14-8/20, 1995	Col/LA/Hou	.739	17-6	9/12-9/28, 1939	Bro/NYG/Bos/Phi/Pit/StL
.833	5-1	4/10-4/16, 1967	LA/Hou/SF	.737	14-5	5/9-5/28, 1922	Bos/Bro/Phi/NYG/Chc
		9/7-9/12, 1978	SD/SF/Hou	.733	11-4	6x, last 8/6-8/22, 1971	Mon/Hou/Chc/StL/Pit
.800	8-2	4x, last 4/15-4/24, 2013	Phi/Mia/Chc	.727	8-3	8/28-9/7, 1975	StL/SD/LA/SF

REDS BEST ROAD TRIPS - SINCE 1900

Pct.	Record	Dates	Opponents	Pct.	Record	Dates	Opponents
Vs 1 team				.800	8-2	8/31-9/9, 1973	SD/Hou/Atl
1.000	4-0	4x, last 8/19-8/21, 1977	NYM	.778	7-2	4x, last 5/14-5/22, 2013	Mia/Phi/NYM
1.000	3-0	17x, last 6/15-6/17, 2012	NYM	.750	6-2	6x, last 5/9-5/17, 1995	Fla/Atl/Mtl
1.000	2-0	19x, last 4/5-4/6, 1996	Phi	.727	8-3	3x, last 7/3-7/13, 1986	Phi/NYM/Mtl
1.000	1-0	6x, last 5/12, 1960	Chc	.714	5-2	4x, last 6/26-7/2, 1972	LA/SF/SD
				.700	7-3	4x, last 4/13-4/23, 2009	Mil/Hou/Chc
Vs 2 teams				Vs 4+ teams			
1.000	8-0	9/21-9/27, 1964	Phi/NYM	1.000	12-0	4/30-5/12, 1957	Phi/NYG/Pit/Bro/Chc
1.000	7-0	6/21-6/27, 1999	Ari/Hou	.917	11-1	5/29-6/11, 1972	Hou/Phi/NYM/Mtl
1.000	6-0	4x, last 7/23-7/29, 2012	Hou/Col	.846	11-2	9/14-9/27, 1981	Hou/SF/LA/SD/Atl
1.000	5-0	4/30-5/5, 1912	Chc/StL	.818	9-2	9/14-9/25, 1977	LA/SF/SD/Atl
		7/8-7/12, 1938	StL/Pit	.813	13-3	8/15-8/29, 1923	NYG/Phi/Bro/Bos
1.000	4-0	5/2-5/5, 1960	LA/SF	.800	8-2	4/9-4/18, 1973	Atl/LA/SF/SD
		5/29-5/31, 1961	SF/LA	.789	15-4	8/13-8/30, 1919	NYG/Bro/Bos/Phi/Pit
.857	6-1	4x, last 4/20-4/26, 2006	Mil/Wsh	.778	7-2	6/1-6/9, 1951	Bro/Bos/NYG/Phi
.833	5-1	25x, last 4/7-4/12, 2017	StL/Pit	.762	16-5	7/2-7/21, 1923	Chc/NYG/Phi/Bos/Bro
.800	4-1	5x, last 6/24-6/28, 1998	Cws/Det	.750	9-3	8/18-8/27, 1941	Phi/Bos/NYG/Bro
.778	7-2	9/22-9/28, 1969	Chc/StL			5/28-6/9, 1999	Fla/NYM/KC/Min
.750	6-2	3x, last 9/3-9/9, 1999	Phi/Chc	.727	16-6	7/2-7/24, 1917	Chc/Bos/NYG/Phi/Bro
.750	3-1	4/18-4/21, 1958	Pit/Phi	.727	8-3	6/16-6/27, 1936	NYG/Bos/Bro/Phi
.714	5-2	11x, last 8/12-8/18, 2013	Chc/Mil			6/1-6/12, 1941	NYG/Phi/Bro/Bos
				.714	15-6	9/7-9/26, 1940	Chc/Bos/NYG/Bro/Phi/Pit/StL
Vs 3 teams						8/5-8/24, 1943	Chc/Bro/NYG/Bos/Phi
.875	7-1	5/9-5/18, 1966	Atl/Chc/NYM	.714	10-4	3x, last 8/28-9/10, 1980	Pit/StL/Chc/Atl
.857	6-1	5/25-6/1, 1995	Chc/StL/Pit	.700	7-3	8/1-8/11, 1974	SF/SD/LA/NYM
.857	5-1	5/4-5/10, 1984	Phi/NYM/Mon			9/19-9/28, 1980	LA/SF/SD/Hou
.818	9-2	7/9-7/17, 1974	Chc/Pit/StL				

REDS HOME RUNS, YEAR-BY-YEAR

Year	H	R	T	Year	H	R	T	Year	H	R	T	Year	H	R	T
1900	12	21	33	1930	20	54	74	1960	75	65	140	1990	70	55	125
1901	23	15	38	1931	6	15	21	1961	70	88	158	1991	104	60	164
1902	11	7	18	1932	11	36	47	1962	95	72	167	1992	60	39	99
1903	12	16	28	1933	5	29	34	1963	65	57	79	1993	69	68	137
1904	12	9	21	1934	17	38	55	1964	62	68	130	1994	59	65	124
1905	12	15	27	1935	18	55	73	1965	108	75	183	1995	76	85	161
1906	19	6	16	1936	24	58	82	1966	91	58	149	1996	89	102	191
1907	3	12	15	1937	13	60	73	1967	57	52	109	1997	73	69	142
1908	8	6	14	1938	50	60	110	1968	55	51	106	1998	66	72	138
1909	5	17	22	1939	48	50	98	1969	97	74	171	1999	97	112	209
1910	6	17	23	1940	47	42	89	1970	100	91	191	2000	98	102	200
1911	5	16	21	1941	27	37	64	1971	71	67	138	2001	83	93	176
1912	7	14	21	1942	30	36	66	1972	58	66	124	2002	85	84	169
1913	15	12	27	1943	17	26	43	1973	47	90	137	2003	97	85	182
1914	4	12	16	1944	14	37	51	1974	74	61	135	2004	92	102	194
1915	6	9	15	1945	25	31	56	1975	70	54	124	2005	126	96	222
1916	4	10	14	1946	37	28	65	1976	73	68	141	2006	124	93	217
1917	10	16	26	1947	48	47	95	1977	83	98	181	2007	117	87	205
1918	9	6	15	1948	68	36	104	1978	74	62	136	2008	103	84	187
1919	10	10	20	1949	50	36	86	1979	71	61	132	2009	94	64	158
1920	5	13	18	1950	52	47	99	1980	66	47	113	2010	102	86	188
1921	5	15	20	1951	44	44	88	1981	26	38	64	2011	105	78	183
1922	8	37	45	1952	43	61	104	1982	37	45	82	2012	103	69	172
1923	6	39	45	1953	89	77	166	1983	52	55	107	2013	82	73	155
1924	3	33	36	1954	94	53	147	1984	58	48	106	2014	77	54	131
1925	10	34	44	1955	102	79	181	1985	49	65	114	2015	88	79	167
1926	8	27	35	1956	128	93	221	1986	84	60	144	2016	88	76	164
1927	3	26	29	1957	118	69	187	1987	94	98	192	2017	117	102	219
1928	3	29	32	1958	71	52	123	1988	75	47	122	Club records in bold red			
1929	7	27	34	1959	101	60	161	1989	59	69	128				

OPPONENTS HOME RUNS, YEAR-BY-YEAR

Year	H	R	T	Year	H	R	T	Year	H	R	T	Year	H	R	T
1900	9	19	28	1930	21	54	75	1960	68	66	134	1990	73	51	124
1901	33	18	51	1931	4	47	51	1961	75	72	147	1991	77	50	127
1902	8	7	15	1932	11	58	69	1962	68	81	149	1992	60	49	109
1903	7	7	14	1933	10	37	47	1963	46	71	117	1993	81	77	158
1904	6	7	13	1934	24	37	61	1964	59	53	112	1994	65	52	117
1905	2	20	22	1935	18	47	65	1965	69	67	136	1995	58	73	131
1906	10	4	14	1936	21	30	51	1966	93	60	153	1996	86	81	167
1907	5	11	16	1937	14	24	38	1967	66	35	101	1997	91	82	173
1908	7	12	19	1938	31	44	75	1968	66	48	114	1998	83	87	170
1909	2	3	5	1939	39	42	81	1969	74	75	149	1999	116	74	190
1910	8	19	27	1940	36	37	73	1970	58	60	118	2000	108	82	190
1911	6	30	36	1941	27	34	61	1971	51	61	112	2001	107	91	198
1912	2	26	28	1942	23	24	47	1972	59	70	129	2002	112	61	173
1913	13	27	40	1943	15	23	38	1973	67	68	135	2003	118	91	209
1914	5	25	30	1944	23	37	60	1974	62	64	126	2004	128	108	236
1915	7	21	28	1945	23	47	70	1975	52	60	112	2005	120	99	219
1916	10	25	35	1946	39	31	70	1976	46	54	100	2006	117	96	213
1917	3	17	20	1947	47	55	102	1977	83	73	156	2007	114	84	198
1918	5	14	19	1948	52	52	104	1978	61	61	122	2008	111	90	201
1919	5	16	21	1949	54	70	124	1979	53	50	103	2009	93	95	188
1920	1	25	26	1950	81	64	145	1980	70	43	113	2010	82	76	158
1921	2	35	37	1951	46	73	119	1981	41	26	67	2011	104	81	185
1922	13	36	49	1952	43	68	101	1982	47	58	105	2012	96	56	152
1923	4	24	28	1953	96	83	179	1983	64	71	135	2013	102	68	170
1924	3	27	30	1954	105	64	169	1984	73	55	128	2014	88	75	163
1925	5	30	35	1955	91	70	161	1985	65	66	131	2015	95	82	177
1926	8	32	40	1956	75	66	141	1986	73	63	136	2016	140	118	258
1927	11	25	36	1957	101	78	179	1987	97	73	170	2017	127	121	248
1928	17	41	58	1958	86	62	148	1988	71	50	121	Club records in bold red			
1929	18	43	61	1959	84	78	162	1989	71	54	12				

REDS YEAR-BY-YEAR TEAM BATTING STATISTICS - SINCE 1900

Year	AVG.	R	H	2B	3B	HR	RBI	SB	Year	AVG.	R	H	2B	3B	HR	RBI	SB
1900	.266	703	1335	178	83	33	183	-	1964	.249	660	1383	220	38	130	605	90
1901	.251	561	1232	173	70	38	476	137	1965	#.273	#825	#1544	#268	#61	183	#776	82
1902	.282	633	1383	188	77	18	297	131	1966	.260	692	1434	232	33	149	651	70
1903	#.288	765	1399	#228	92	28	652	144	1967	.248	604	1366	251	54	109	560	92
1904	.255	695	1332	189	92	21	561	179	1968	#.273	#690	#1573	#281	36	106	#638	59
1905	.269	735	#1401	160	#101	27	611	181	1969	#.277	#798	#1558	224	42	#171	#750	79
1906	.238	533	1198	140	71	16	454	170	1970	#.270	775	1498	253	45	#191	726	115
1907	.247	526	1226	126	#90	15	443	158	1971	.241	586	1306	203	28	138	542	59
1908	.227	489	1108	129	77	14	398	196	1972	.251	707	1317	214	44	124	650	#140
1909	.250	606	1273	159	72	22	507	#280	1973	.254	741	1398	232	34	137	686	#148
1910	.259	620	1326	150	79	23	526	#310	1974	.260	776	1437	#271	35	135	714	146
1911	.261	682	1379	180	105	21	595	289	1975	.271	#840	1515	278	37	124	#779	#168
1912	.256	656	1310	183	89	21	565	248	1976	#.280	#857	#1599	#271	#63	#141	#802	#210
1913	.261	607	1339	170	#96	27	541	226	1977	.274	802	1513	269	42	181	750	170
1914	.236	530	1178	142	64	16	432	224	1978	.256	710	1378	#270	32	136	669	137
1915	.253	516	#1323	194	84	15	425	156	1979	.264	731	1445	266	31	132	686	99
1916	.254	505	1336	187	88	14	422	157	1980	.262	707	1445	256	45	113	668	156
1917	#.264	601	#1385	196	#100	26	513	153	1981	.267	464	972	#190	24	64	429	58
1918	#.278	530	#1185	#165	#84	15	447	128	1982	.251	545	1375	228	34	82	496	131
1919	.263	577	1204	135	#83	20	489	143	1983	.239	623	1274	236	35	107	577	154
1920	.277	639	1432	169	76	18	546	158	1984	.244	627	1342	238	30	106	578	160
1921	.278	618	1421	221	94	20	560	117	1985	.255	677	1385	249	34	114	634	159
1922	.296	766	1561	226	99	45	686	130	1986	.254	732	1404	237	35	144	670	177
1923	.285	708	1506	237	95	45	645	96	1987	.266	783	1478	262	29	192	747	169
1924	.290	649	1539	236	111	36	586	103	1988	.246	641	1334	246	25	122	588	207
1925	.285	690	1490	221	90	44	624	108	1989	.247	632	1362	243	28	128	588	128
1926	#.290	747	#1541	242	#120	35	692	51	1990	#.265	693	1466	284	40	125	644	166
1927	.278	643	1439	222	77	29	575	62	1991	.258	689	1419	250	27	#164	654	124
1928	.280	648	1449	229	67	32	588	83	1992	.260	660	1418	#281	44	99	606	125
1929	.281	686	1478	258	79	34	618	#134	1993	.264	722	1457	261	28	137	669	142
1930	.281	665	1475	265	67	74	625	48	1994	#.286	#609	#1142	211	36	124	569	119
1931	.269	592	1439	241	70	21	562	24	1995	.270	747	1326	#277	35	161	694	#190
1932	.263	575	1429	265	68	47	546	35	1996	.256	778	1398	259	36	191	733	171
1933	.246	496	1267	208	37	34	455	30	1997	.253	651	1386	269	27	142	612	#190
1934	.266	590	1428	227	65	55	560	34	1998	.262	750	1441	298	28	138	723	95
1935	.265	646	1403	244	68	73	605	#72	1999	.272	865	1536	312	37	209	820	164
1936	.274	722	1476	224	73	82	674	68	2000	.274	825	1545	302	36	200	794	100
1937	.254	612	1329	215	59	73	567	53	2001	.262	735	1464	304	22	176	690	103
1938	.277	723	1495	251	57	110	679	19	2002	.253	709	1386	297	21	169	678	116
1939	.278	767	1493	269	60	98	714	46	2003	.245	694	1349	239	21	182	669	80
1940	.266	707	1427	264	38	89	649	72	2004	.250	750	1380	287	28	194	713	77
1941	.247	616	1288	213	33	64	567	#68	2005	.261	#820	1453	#335	15	#222	#784	72
1942	.231	527	1216	198	39	66	488	42	2006	.257	749	1419	291	12	217	718	124
1943	.256	608	1362	229	47	43	558	49	2007	.267	783	1496	293	23	204	747	97
1944	.254	573	1340	229	31	51	528	51	2008	.247	704	1351	269	24	187	677	85
1945	.249	536	1317	221	26	56	498	71	2009	.247	673	1349	280	25	158	637	96
1946	.239	523	1262	206	33	65	481	82	2010	#.272	#790	#1515	293	30	#188	#761	93
1947	.259	681	1372	242	43	95	637	46	2011	.256	735	1438	264	19	183	697	97
1948	.247	588	1266	221	37	104	548	42	2012	.251	669	1377	296	30	172	636	87
1949	.260	627	1423	264	35	86	588	31	2013	.249	698	1370	274	20	155	664	67
1950	.260	654	1366	#257	27	99	617	37	2014	.238	595	1282	254	20	131	562	122
1951	.248	559	1309	215	33	88	528	44	2015	.248	640	1382	257	27	167	613	#134
1952	.249	615	1303	212	45	104	562	32	2016	.256	716	1403	277	33	164	678	139
1953	.261	714	1396	190	34	166	669	25	2017	.253	753	1390	249	38	219	715	120
1954	.262	729	1369	221	46	147	685	47									
1955	.270	761	#1424	216	28	181	726	51									
1956	.266	#775	1406	201	32	#221	#734	45									
1957	.269	747	1452	#251	33	187	713	51									
1958	.258	695	1359	242	40	123	649	61									
1959	#.274	#764	#1448	#258	34	161	#721	65									
1960	.250	640	1324	230	40	140	604	73									
1961	.270	710	1414	#247	35	158	675	70									
1962	.270	802	1523	#252	40	167	745	66									
1963	.246	648	1333	225	44	122	608	92									

Red indicates led league

REDS YEARLY INDIVIDUAL BATTING LEADERS - SINCE 1900

* Led league

Games Played

1900 Beckley.....	141	1930 Heilmann.....	142	1960 Pinson.....	154	1990 Larkin.....	158
1901 Beckley.....	140	1931 Cuccinello.....	154	1961 Pinson.....	154	1991 Sabo.....	153
1902 Crawford.....	140	1932 Herman.....	148	1962 Robinson.....	162	1992 O'Neill.....	148
1903 Seymour.....	135	1933 Morrissey.....	148	1963 Pinson.....	*162	1993 Sabo.....	148
1904 Corcoran.....	150	1934 Koenig.....	151	1964 Cardenas.....	*163	1994 Morris.....	112
1905 Corcoran.....	151	1935 Kampris, Goodman.....	148	1965 Rose.....	162	1995 Boone.....	138
1906 Huggins.....	146	1936 Cuyler.....	144	1966 Cardenas.....	160	1996 Larkin.....	152
1907 Huggins.....	*156	1937 Goodman.....	147	1967 Pinson.....	158	1997 Greene.....	151
1908 Lobert.....	155	1938 Craft, McCormick.....	151	1968 Perez.....	160	1998 BBoone.....	157
1909 Mitchell.....	145	1939 FMcCormick.....	156	1969 Perez.....	160	1999 Larkin.....	161
1910 Mitchell.....	*156	1940 FMcCormick.....	155	1970 Rose.....	159	2000 Young.....	152
1911 Hoblitzell.....	*158	1941 FMcCormick.....	154	1971 Rose.....	160	2001 Casey.....	145
1912 Egan.....	149	1942 Haas.....	154	1972 Rose.....	*154	2002 ABoone.....	*162
1913 Beschner.....	141	1943 Miller.....	154	1973 Rose.....	160	2003 Casey.....	147
1914 Niehoff.....	142	1944 Three Tied.....	155	1974 Rose.....	*163	2004 Dunn.....	161
1915 Groh, Griffith.....	*160	1945 FMcCormick.....	152	1975 Rose.....	*162	2005 Dunn.....	160
1916 Griffith.....	155	1946 Haas.....	140	1976 Rose.....	162	2006 Dunn.....	160
1917 Groh.....	*156	1947 Baumholtz, Miller.....	151	1977 Rose.....	*162	2007 Phillips.....	158
1918 Groh.....	126	1948 Stallcup.....	149	1978 Rose.....	159	2008 Votto.....	151
1919 Daubert.....	*140	1949 Stallcup.....	141	1979 Knight, Driessen.....	150	2009 Phillips.....	153
1920 Duncan.....	154	1950 Stallcup.....	136	1980 Knight.....	162	2010 Phillips.....	155
1921 Bohne.....	153	1951 Kluszewski.....	154	1981 Foster.....	108	2011 Votto.....	161
1922 Burns, Daubert, Pinelli.....	*156	1952 Adams, McMillan.....	*154	1982 Oester.....	151	2012 Bruce.....	155
1923 Burns.....	*154	1953 McMillan.....	155	1983 Oester.....	157	2013 Votto.....	*162
1924 Pinelli.....	144	1954 McMillan.....	*154	1984 Parker.....	156	2014 Frazier.....	157
1925 Walker.....	145	1955 Post, Bell.....	*154	1985 Parker.....	160	2015 Votto.....	158
1926 Three Tied.....	155	1956 Temple.....	154	1986 Parker.....	*162	2016 Suarez.....	159
1927 Walker.....	146	1957 McMillan.....	151	1987 Parker.....	153	2017 Votto.....	*162
1928 Critz.....	153	1958 Robinson.....	148	1988 Larkin.....	151		
1929 Ford, Swanson.....	148	1959 Pinson.....	154	1989 Benzinger.....	161		

Batting Average

1900 Beckley.....	.341	1930 Heilmann.....	.333	1960 Robinson.....	.297	1990 Larkin.....	.301
1901 Crawford.....	.330	1931 Cuccinello, Hendrick.....	.315	1961 Pinson.....	.343	1991 Morris.....	.318
1902 Crawford.....	.333	1932 Herman.....	.326	1962 Robinson.....	.342	1992 Roberts.....	.326
1903 Donlin.....	.351	1933 Hafey.....	.303	1963 Pinson.....	.313	1993 Sanders.....	.274
1904 Seymour.....	.313	1934 Hafey.....	.293	1964 Robinson.....	.306	1994 Morris.....	.335
1905 Seymour.....	*.377	1935 Riggs.....	.278	1965 Rose.....	.312	1995 Larkin.....	.319
1906 Huggins.....	.292	1936 Cuyler.....	.326	1966 Rose.....	.313	1996 Morris.....	.313
1907 Mitchell.....	.292	1937 Goodman.....	.273	1967 Rose.....	.301	1997 DSanders.....	.273
1908 Lobert.....	.293	1938 Lombardi.....	*.342	1968 Rose.....	*.335	1998 Young.....	.310
1909 Mitchell.....	.310	1939 FMcCormick.....	.332	1969 Rose.....	*.348	1999 Casey.....	.332
1910 Baskert.....	.300	1940 FMcCormick.....	.309	1970 Perez.....	.317	2000 Casey.....	.315
1911 Bates.....	.292	1941 FMcCormick.....	.269	1971 Rose.....	.304	2001 Casey.....	.310
1912 Hoblitzel.....	.294	1942 FMcCormick.....	.297	1972 Rose.....	.307	2002 Walker.....	.299
1913 Hoblitzel.....	.285	1943 FMcCormick.....	.303	1973 Rose.....	*.338	2003 Casey.....	.291
1914 Groh.....	.288	1944 FMcCormick.....	.305	1974 Morgan.....	.293	2004 Casey.....	.324
1915 TGriffith.....	.307	1945 Libke.....	.283	1975 Morgan.....	.327	2005 Casey.....	.312
1916 Chase.....	*.339	1946 Hatton.....	.271	1976 Griffey.....	.336	2006 Hatteberg.....	.289
1917 Roush.....	*.341	1947 Galan.....	.314	1977 Foster.....	.320	2007 Encarnacion.....	.289
1918 Roush.....	.333	1948 Wyrostek.....	.273	1978 Rose.....	.302	2008 Votto.....	.297
1919 Roush.....	*.321	1949 Kluszewski.....	.309	1979 Knight.....	.318	2009 Votto.....	.322
1920 Roush.....	.339	1950 Kluszewski.....	.307	1980 Collins.....	.303	2010 Votto.....	.324
1921 Duncan.....	.308	1951 Wyrostek.....	.311	1981 Griffey.....	.311	2011 Votto.....	.309
1922 Harper.....	.340	1952 Kluszewski.....	.320	1982 Cedenno.....	.289	2012 Phillips.....	.281
1923 Roush.....	.351	1953 Kluszewski.....	.316	1983 Oester.....	.264	2013 Votto.....	.305
1924 Roush.....	.348	1954 Kluszewski.....	.326	1984 Parker.....	.285	2014 Frazier.....	.273
1925 Roush.....	.339	1955 Kluszewski.....	.314	1985 Parker.....	.312	2015 Votto.....	.314
1926 Hargrave.....	.353	1956 Kluszewski.....	.302	1986 Bell.....	.278	2016 Votto.....	.326
1927 Dessen, Walker.....	.292	1957 Robinson.....	.322	1987 Davis.....	.293	2017 Votto.....	.320
1928 Allen.....	.305	1958 Temple.....	.306	1988 Larkin.....	.296		
1929 Walker.....	.313	1959 Pinson.....	.316	1989 Davis.....	.281		

Runs Scored

1900 Barrett.....	114	1930 Heilmann.....	79	1960 Pinson.....	107	1990 Sabo.....	95
1901 Crawford.....	91	1931 Hendrick.....	74	1961 Robinson.....	117	1991 Sabo.....	91
1902 Crawford.....	92	1932 Herman.....	87	1962 Robinson.....	*134	1992 Roberts.....	92
1903 Donlin.....	110	1933 Hafey.....	77	1963 Rose.....	101	1993 RSanders.....	90
1904 Huggins.....	96	1934 Hafey.....	75	1964 Robinson.....	103	1994 Larkin.....	78
1905 Huggins.....	117	1935 Goodman.....	86	1965 Harper.....	*126	1995 Larkin.....	98
1906 Huggins.....	81	1936 Cuyler.....	96	1966 Rose.....	97	1996 Larkin.....	117
1907 Huggins, Mitchell.....	64	1937 Goodman.....	86	1967 Pinson.....	90	1997 Greene.....	62
1908 Lobert.....	71	1938 Goodman.....	103	1968 Rose.....	94	1998 Larkin.....	93
1909 Mitchell.....	83	1939 Werber.....	*115	1969 Rose.....	*120	1999 Larkin.....	108
1910 Beschner.....	95	1940 Werber.....	105	1970 Rose.....	120	2000 Griffey Jr.....	100
1911 Beschner.....	106	1941 Frey.....	78	1971 Rose.....	86	2001 Casey.....	69
1912 Beschner.....	*120	1942 Frey.....	66	1972 Morgan.....	*122	2002 Dunn.....	84
1913 Beschner.....	86	1943 Tipton.....	82	1973 Morgan.....	116	2003 Casey.....	71
1914 Groh.....	59	1944 FMcCormick.....	85	1974 Rose.....	*110	2004 Dunn.....	105
1915 Killefer.....	75	1945 Clay.....	81	1975 Rose.....	*112	2005 Dunn.....	107
1916 Groh.....	85	1946 Haas.....	57	1976 Rose.....	*130	2006 Dunn.....	99
1917 Groh.....	91	1947 Baumholtz.....	96	1977 Foster.....	*124	2007 Phillips.....	107
1918 Groh.....	*86	1948 Sauer.....	78	1978 Rose.....	103	2008 Phillips.....	80
1919 Groh, Daubert.....	79	1949 Hatton.....	71	1979 Concepcion.....	91	2009 Votto.....	82
1920 Daubert.....	97	1950 Kluszewski.....	76	1980 Collins.....	94	2010 Votto.....	106
1921 Bohne.....	98	1951 Ryan.....	75	1981 Griffey.....	65	2011 Votto.....	101
1922 Daubert.....	114	1952 Adams.....	85	1982 Driessen.....	64	2012 Bruce.....	89
1923 Burns.....	99	1953 Bell.....	102	1983 Redus.....	90	2013 Choo.....	107
1924 Critz, Roush.....	67	1954 Kluszewski, Bell.....	104	1984 Parker.....	73	2014 Frazier.....	88
1925 Roush.....	91	1955 Kluszewski, Post.....	116	1985 Parker.....	88	2015 Votto.....	95
1926 Critz.....	96	1956 Robinson.....	*122	1986 Davis.....	97	2016 Votto.....	101
1927 Dressen.....	78	1957 Robinson.....	97	1987 Davis.....	120	2017 Votto.....	106
1928 Critz.....	95	1958 Robinson.....	90	1988 Daniels.....	95		
1929 Swanson.....	100	1959 Pinson.....	*131	1989 Benzinger.....	79		

Hits

1900 Beckley.....	190	1930 Heilmann.....	153	1960 Pinson.....	187	1990 Larkin.....	185
1901 Beckley.....	178	1931 Cuccinello.....	181	1961 Pinson.....	*208	1991 Sabo.....	175
1902 Crawford.....	185	1932 Herman.....	188	1962 Robinson.....	208	1992 Roberts.....	172
1903 Seymour.....	191	1933 Hafey.....	172	1963 Pinson.....	*204	1993 Sabo.....	143
1904 Seymour.....	166	1934 Koenig.....	172	1964 Robinson.....	174	1994 Morris.....	146
1905 Seymour.....	*219	1935 Goodman.....	159	1965 Rose.....	*209	1995 Larkin.....	158
1906 Huggins.....	159	1936 Cuyler.....	185	1966 Rose.....	205	1996 Morris.....	165
1907 Mitchell.....	163	1937 Goodman.....	150	1967 Pinson.....	187	1997 DSanders.....	127
1908 Lobert.....	167	1938 FMcCormick.....	*209	1968 Rose.....	*210	1998 Larkin, Young.....	166
1909 Mitchell.....	162	1939 FMcCormick.....	*209	1969 Rose.....	218	1999 Casey.....	197
1910 Hoblitzell.....	170	1940 FMcCormick.....	*191	1970 Rose.....	*205	2000 Young.....	166
1911 Hoblitzell.....	180	1941 FMcCormick.....	162	1971 Rose.....	192	2001 Casey.....	165
1912 Hoblitzell.....	164	1942 FMcCormick.....	156	1972 Rose.....	*198	2002 Walker.....	183
1913 Hoblitzell.....	143	1943 Frey.....	154	1973 Rose.....	*230	2003 Casey.....	167
1914 Herzog.....	140	1944 FMcCormick.....	177	1974 Rose.....	185	2004 Casey.....	185
1915 Griffith.....	179	1945 Clay.....	184	1975 Rose.....	210	2005 Flopez.....	169
1916 Chase.....	*184	1946 Haas.....	141	1976 Rose.....	*215	2006 Phillips.....	148
1917 Groh.....	*182	1947 Baumholtz.....	182	1977 Rose.....	204	2007 Phillips.....	187
1918 Groh.....	158	1948 Wroystek.....	140	1978 Rose.....	198	2008 Votto.....	156
1919 Roush.....	162	1949 Kluszewski.....	164	1979 Knight.....	175	2009 Phillips.....	161
1920 Roush.....	196	1950 Kluszewski.....	165	1980 Collins.....	167	2010 Votto.....	177
1921 Bohne.....	175	1951 Wyrostek.....	167	1981 Concepcion.....	129	2011 Votto.....	185
1922 Daubert.....	205	1952 Adams.....	180	1982 Concepcion.....	164	2012 Phillips.....	163
1923 Duncan, Roush.....	185	1953 Bell.....	183	1983 Oester.....	145	2013 Votto.....	177
1924 Roush.....	168	1954 Kluszewski.....	187	1984 Parker.....	173	2014 Frazier.....	163
1925 Roush.....	183	1955 Kluszewski.....	*192	1985 Parker.....	198	2015 Phillips.....	173
1926 Roush.....	182	1956 Temple.....	180	1986 Parker.....	174	2016 Votto.....	181
1927 Dressen.....	160	1957 Robinson.....	197	1987 Parker.....	149	2017 Votto.....	179
1928 Critz.....	190	1958 Temple.....	166	1988 Larkin.....	174		
1929 Swanson.....	172	1959 Pinson.....	205	1989 Benzinger.....	154		

Doubles

1900 Steinfeldt.....	29	1930 Heilmann.....	43	1960 Pinson.....	*37	1990 Sabo.....	38
1901 Beckley.....	36	1931 Cuccinello.....	39	1961 Pinson.....	34	1991 O'Neill.....	36
1902 Peitz.....	22	1932 Herman.....	38	1962 Robinson.....	*51	1992 Roberts.....	34
1903 Steinfeldt.....	*32	1933 Hafey.....	34	1963 Pinson.....	37	1993 Sabo.....	33
1904 Seymour.....	26	1934 Bottomley.....	31	1964 Robinson.....	38	1994 Morris.....	30
1905 Seymour.....	*40	1935 Kampris, Goodman...26		1965 Rose.....	35	1995 RSanders.....	36
1906 Delahanty.....	21	1936 Cuyler.....	29	1966 Rose.....	38	1996 Larkin, Morris.....	32
1907 Ganzel.....	20	1937 Goodman.....	25	1967 Rose.....	32	1997 BBoone.....	25
1908 Lobert.....	17	1938 FMcCormick.....	40	1968 Rose.....	40	1998 Young.....	48
1909 Hoblitzell.....	23	1939 FMcCormick.....	41	1969 Rose.....	33	1999 Casey.....	42
1910 Hoblitzell.....	24	1940 FMcCormick.....	*44	1970 Rose.....	37	2000 Young.....	37
1911 Beschner.....	32	1941 FMcCormick.....	31	1971 Rose.....	27	2001 Casey.....	40
1912 Hoblitzell.....	32	1942 Joost.....	30	1972 Perez.....	33	2002 Walker.....	42
1913 Hoblitzell.....	23	1943 FMcCormick.....	28	1973 Rose.....	36	2003 LaRue.....	23
1914 Groh.....	18	1944 FMcCormick.....	37	1974 Rose.....	*45	2004 Casey.....	44
1915 Groh.....	32	1945 FMcCormick.....	33	1975 Rose.....	*47	2005 Dunn.....	35
1916 Chase.....	29	1946 Haas.....	24	1976 Rose.....	*42	2006 Encarnacion.....	33
1917 Groh.....	*39	1947 Miller.....	*38	1977 Rose.....	38	2007 Dunn.....	27
1918 Groh.....	*28	1948 Stallcup.....	30	1978 Rose.....	*51	Gonzalez, Hatteberg	
1919 Roush.....	19	1949 Hatton.....	38	1979 Knight.....	37	2008 Votto.....	32
1920 Groh, Daubert.....	28	1950 Kluszewski.....	37	1980 Knight.....	39	2009 Votto.....	38
1921 Bohne.....	28	1951 Kluszewski.....	35	1981 Concepcion.....	28	2010 Votto.....	36
1922 Duncan.....	44	1952 McMillan.....	32	1982 Cedeno.....	35	2011 Votto.....	*40
1923 Roush.....	*41	1953 Bell.....	37	1983 Householder.....	24	2012 Votto.....	44
1924 Roush.....	23	1954 Bell.....	38	1984 Parker.....	28	2013 Bruce.....	43
1925 Pinelli.....	33	1955 Post.....	33	1985 Parker.....	*42	2014 Hamilton.....	25
1926 Roush.....	37	1956 Bell.....	31	1986 Parker.....	31	Phillips, Mesoraco	
1927 Dressen.....	36	1957 Hoak.....	*39	1987 Parker, Diaz.....	28	2015 Frazier.....	43
1928 Kelly.....	33	1958 Temple.....	31	1988 Sabo.....	40	2016 Votto, Phillips.....	34
1929 Kelly.....	45	1959 Pinson.....	*47	1989 Benzing.....	28	2017 Duvall.....	37

Triples

1900 Crawford.....	15	1930 Walker.....	11	1960 Pinson.....	12	1990 Duncan.....	*11
1901 Crawford.....	16	1931 Walker.....	11	1961 Pinson.....	8	1991 Duncan, Larkin.....	4
1902 Crawford.....	*22	1932 Herman.....	*19	1962 Blasingame, Pinson ...7		1992 3 players tied.....	*6
1903 Donlin.....	18	1933 Bottomley.....	9	1963 Pinson.....	*14	1993 Samuel, RSanders.....	4
1904 Kelley, Seymour.....	13	1934 Bottomley.....	11	1964 Pinson.....	11	1994 RSanders.....	8
1905 Seymour.....	*21	1935 Goodman.....	*18	1965 Rose, Cardenas.....	11	1995 Larkin, RSanders.....	6
1906 Kelley.....	11	1936 Goodman.....	*14	1966 Pinson.....	6	1996 Howard.....	10
1907 Ganzel.....	*16	1937 Goodman.....	12	1967 Pinson.....	*13	1997 DSanders.....	7
1908 Lobert.....	18	1938 Riggs.....	13	1968 Perez.....	7	1998 Larkin.....	10
1909 Mitchell.....	*17	1939 Goodman.....	16	1969 Rose.....	11	1999 Cameron.....	9
1910 Mitchell.....	*18	1940 Frey, Goodman.....	6	1970 Rose.....	9	2000 Reese, Young.....	6
1911 Mitchell.....	22	1941 Frey, McCormick.....	5	1971 3 players tied.....	4	2001 Ochoa.....	4
1912 Mitchell.....	13	1942 3 players tied.....	6	1972 Rose.....	11	2002 Taylor.....	4
1913 Tinker.....	13	1943 Frey, Marshall.....	8	1973 Rose.....	8	2003 ABoone, Casey.....	3
1914 Niehoff.....	9	1944 Miller.....	5	1974 Geronimo.....	8	2004 Freel.....	8
1915 Griffith.....	16	1945 Libke.....	5	1975 Griffey.....	9	2005 FLopez.....	5
1916 Groh, Roush.....	14	1946 Lukon.....	8	1976 Geronimo.....	11	2006 Freel.....	2
1917 Chase.....	15	1947 Baumholtz.....	9	1977 Griffey.....	8	2007 Phillips.....	6
1918 LMagee, SMagee.....	13	1948 Wyrostek.....	9	1978 Griffey.....	8	2008 Phillips.....	7
1919 3 players tied.....	12	1949 3 players tied.....	5	1979 4 players tied.....	4	2009 Phillips.....	5
1920 Roush.....	16	1950 Adams.....	8	1980 Griffey.....	10	2010 Stubbs.....	6
1921 Bohne.....	16	1951 Adams.....	5	1981 Oester.....	7	2011 Stubbs, Votto.....	3
1922 Daubert.....	*22	1952 Kluszewski.....	11	1982 Householder, Milner ...5		2012 Frazier.....	6
1923 Roush.....	18	1953 Greengrass.....	7	1983 Redus.....	9	2013 4 players tied.....	3
1924 Roush.....	*21	1954 Temple.....	8	1984 Esasky.....	5	2014 Hamilton.....	8
1925 Walker, Roush.....	16	1955 Bell.....	6	1985 Milner.....	7	2015 Bruce.....	4
1926 Walker.....	20	1956 McMillan.....	7	1986 Milner.....	6	2016 Bruce, Duvall.....	6
1927 Dressen, Walker.....	10	1957 McMillan, Robinson.....	5	1987 Stillwell.....	7	2017 Hamilton.....	11
1928 Walker.....	12	1958 Temple, Robinson.....	6	1988 Larkin.....	5		
1929 Walker.....	15	1959 Pinson.....	9	1989 Rooms.....	5		

Home Runs

1900 Crawford.....	7	1930 Heilmann.....	19	1960 Robinson.....	31	1990 Sabo.....	25
1901 Crawford.....	*16	1931 Cullop.....	8	1961 Robinson.....	37	1991 O'Neill.....	28
1902 Beckley.....	5	1932 Herman.....	16	1962 Robinson.....	39	1992 O'Neill.....	14
1903 Seymour, Donlin.....	7	1933 Bottomley.....	13	1963 Pinson.....	22	1993 Sabo.....	21
1904 Dolan.....	6	1934 Hafey.....	18	1964 Robinson.....	29	1994 Mitchell.....	30
1905 Odwell.....	*9	1935 Godmn, Lombardi.....	12	1965 Robinson.....	33	1995 Gant.....	29
1906 Seymour, Schlei.....	4	1936 Goodman.....	17	1966 Johnson.....	24	1996 Larkin.....	33
1907 Mitchell, Kane.....	3	1937 Kampouris.....	17	1967 Perez.....	26	1997 Greene.....	26
1908 Lobert.....	4	1938 Goodman.....	30	1968 May.....	22	1998 Boone.....	24
1909 3 players tied.....	4	1939 Lombardi.....	20	1969 May.....	38	1999 Vaughn.....	45
1910 Mitchell.....	5	1940 FMcCormick.....	19	1970 Bench.....	*45	2000 Griffey Jr.....	40
1911 Hoblitzell.....	11	1941 FMcCormick.....	17	1971 May.....	39	2001 Griffey Jr.....	22
1912 Mitchell, Bescher.....	4	1942 FMcCormick.....	13	1972 Bench.....	*40	2002 ABoone, Dunn.....	26
1913 Bates.....	6	1943 Tipton.....	9	1973 Perez.....	27	2003 Dunn.....	27
1914 Niehoff.....	4	1944 FMcCormick.....	20	1974 Bench.....	33	2004 Dunn.....	46
1915 TGriffith.....	4	1945 Miller.....	13	1975 Bench.....	28	2005 Dunn.....	40
1916 Chase.....	4	1946 Hatton.....	14	1976 Foster.....	29	2006 Dunn.....	40
1917 3 players tied.....	4	1947 Miller.....	19	1977 Foster.....	*52	2007 Dunn.....	40
1918 Roush.....	5	1948 Sauer.....	35	1978 Foster.....	*40	2008 Dunn.....	32
1919 Groh.....	5	1949 Cooper.....	16	1979 Foster.....	30	2009 Votto.....	25
1920 Daubert, Roush.....	4	1950 Kluszewski.....	25	1980 Foster.....	25	2010 Votto.....	37
1921 Roush.....	4	1951 Ryan.....	16	1981 Foster.....	22	2011 Bruce.....	32
1922 Daubert.....	12	1952 Kluszewski.....	16	1982 Driessen.....	17	2012 Bruce.....	34
1923 Hargrave.....	10	1953 Kluszewski.....	40	1983 Redus.....	17	2013 Bruce.....	30
1924 4 players tied.....	4	1954 Kluszewski.....	*49	1984 Parker.....	16	2014 Frazier.....	29
1925 Roush, Smith.....	8	1955 Kluszewski.....	47	1985 Parker.....	34	2015 Frazier.....	35
1926 Roush.....	7	1956 Robinson.....	38	1986 Parker.....	31	2016 Duvall.....	33
1927 Walker.....	6	1957 Crowe.....	31	1987 Davis.....	37	2017 Votto.....	36
1928 Picinich.....	7	1958 Robinson.....	31	1988 Davis.....	26		
1929 Walker.....	7	1959 Robinson.....	36	1989 Davis.....	34		

Runs Batted In

1900 Beckley.....	94	1930 Heilmann.....	91	1960 Robinson.....	83	1990 Davis.....	86
1901 Crawford.....	104	1931 Cuccinello.....	93	1961 Robinson.....	124	1991 O'Neill.....	91
1902 Crawford.....	78	1932 Herman.....	87	1962 Robinson.....	136	1992 Larkin.....	78
1903 Steinfeldt.....	83	1933 Bottomley.....	83	1963 Pinson.....	106	1993 RSanders.....	83
1904 Corcoran.....	74	1934 Bottomley.....	78	1964 Robinson.....	96	1994 Morris.....	78
1905 Seymour.....	*121	1935 Goodman.....	72	1965 DJohnson.....	*130	1995 RSanders.....	99
1906 Schlei.....	54	1936 Cuyler.....	74	1966 Cardnas, DJohns.....	81	1996 Larkin.....	89
1907 Ganzel.....	64	1937 Kampouris.....	71	1967 Perez.....	102	1997 Greene.....	91
1908 Lobert.....	63	1938 FMcCormick.....	106	1968 Perez.....	92	1998 BBoone.....	95
1909 Mitchell.....	86	1939 FMcCormick.....	*128	1969 Perez.....	122	1999 Vaughn.....	118
1910 Mitchell.....	88	1940 FMcCormick.....	127	1970 Bench.....	*148	2000 Griffey Jr.....	118
1911 Hoblitzell.....	91	1941 FMcCormick.....	97	1971 May.....	98	2001 Casey.....	89
1912 Hoblitzell.....	85	1942 FMcCormick.....	89	1972 Bench.....	*125	2002 ABoone.....	87
1913 Hoblitzell.....	62	1943 Miller.....	71	1973 Bench.....	104	2003 Casey.....	80
1914 Niehoff.....	49	1944 FMcCormick.....	102	1974 Bench.....	*129	2004 Dunn.....	102
1915 TGriffith.....	85	1945 FMcCormick.....	81	1975 Bench.....	110	2005 Dunn.....	81
1916 Chase.....	82	1946 Hatton.....	69	1976 Foster.....	*121	2006 Dunn.....	92
1917 Chase.....	86	1947 Miller.....	87	1977 Foster.....	*149	2007 Dunn.....	106
1918 SMagee.....	*76	1948 Sauer.....	97	1978 Foster.....	*120	2008 Votto.....	84
1919 Roush.....	71	1949 Hatton.....	69	1979 Foster.....	98	2009 Phillips.....	98
1920 Roush.....	90	1950 Kluszewski.....	111	1980 Foster.....	93	2010 Votto.....	113
1921 Roush.....	71	1951 Kluszewski.....	77	1981 Foster.....	90	2011 Votto.....	103
1922 Duncan.....	94	1952 Kluszewski.....	86	1982 Cedeno, Driessen.....	57	2012 Bruce.....	96
1923 Roush.....	88	1953 Kluszewski.....	108	1983 Oester.....	58	2013 Bruce.....	109
1924 Roush.....	72	1954 Kluszewski.....	*141	1984 Parker.....	94	2014 Frazier, Mesoraco.....	80
1925 Roush.....	83	1955 Kluszewski.....	113	1985 Parker.....	*125	2015 Frazier.....	89
1926 Pipp.....	99	1956 Kluszewski.....	102	1986 Parker.....	116	2016 Duvall.....	103
1927 Walker.....	80	1957 Crowe.....	92	1987 Davis.....	100	2017 Votto.....	100
1928 Walker.....	73	1958 Robinson.....	83	1988 Davis.....	93		
1929 Kelly.....	103	1959 Robinson.....	125	1989 Davis.....	101		

Stolen Bases

1900 Barrett.....	44	1930 Stripp.....	15	1960 Pinson.....	32	1990 Hatcher, Larkin.....	30
1901 Harley.....	37	1931 Stripp.....	5	1961 Pinson.....	23	1991 Larkin.....	24
1902 Corcoran.....	20	1932 Herman.....	7	1962 Pinson.....	26	1992 Roberts.....	44
1903 Donlin.....	26	1933 Morrissey.....	5	1963 Pinson.....	27	1993 RSanders.....	27
1904 Odwell.....	30	1934 Piet, Slade.....	6	1964 Harper.....	24	1994 Larkin.....	26
1905 Corcoran.....	28	1935 Goodman.....	14	1965 Harper.....	35	1995 Larkin.....	51
1906 Huggins.....	41	1936 Cuyler.....	16	1966 Harper.....	29	1996 Larkin.....	36
1907 Lobert.....	30	1937 Goodman, Cuyler.....	10	1967 Pinson.....	26	1997 DSanders.....	56
1908 Lobert.....	47	1938 Frey.....	4	1968 Pinson.....	17	1998 Larkin.....	26
1909 Bescher.....	*54	1939 Werber.....	15	1969 Tolan.....	26	1999 Cameron, Reese.....	38
1910 Bescher.....	*70	1940 Frey.....	*22	1970 Tolan.....	*57	2000 Reese.....	29
1911 Bescher.....	*81	1941 Frey.....	16	1971 Rose.....	13	2001 Reese.....	25
1912 Bescher.....	*67	1942 Walker.....	11	1972 Morgan.....	58	2002 ABoone.....	32
1913 Bescher.....	38	1943 Miller, Marshall.....	8	1973 Morgan.....	67	2003 ABoone.....	15
1914 Herzog.....	46	1944 Miller.....	9	1974 Morgan.....	58	2004 Freel.....	37
1915 Herzog.....	35	1945 Clay.....	19	1975 Morgan.....	67	2005 Freel.....	36
1916 Chase.....	22	1946 Haas.....	22	1976 Morgan.....	60	2006 Freel.....	37
1917 Neale.....	25	1947 Haas, Adams.....	9	1977 Morgan.....	49	2007 Phillips.....	32
1918 Roush.....	24	1948 Baumholtz.....	8	1978 Driessen.....	28	2008 Phillips.....	23
1919 Neale.....	28	1949 Wyrostek.....	7	1979 Morgan.....	28	2009 Phillips, Taveras.....	25
1920 Roush.....	36	1950 Adams.....	7	1980 Collins.....	79	2010 Stubbs.....	30
1921 Bohne.....	26	1951 Ryan.....	11	1981 Collins.....	26	2011 Stubbs.....	40
1922 Burns.....	30	1952 Adams.....	11	1982 Milner.....	18	2012 Stubbs.....	30
1923 Bohne.....	16	1953 Bridges, Grngrass.....	6	1983 Milner.....	41	2013 Choo.....	20
1924 Pinelli.....	23	1954 Temple.....	21	1984 Redus.....	48	2014 Hamilton.....	56
1925 Roush.....	22	1955 Temple.....	19	1985 Redus.....	48	2015 Hamilton.....	57
1926 3 players tied.....	8	1956 Temple.....	14	1986 Davis.....	80	2016 Hamilton.....	58
1927 Allen.....	12	1957 Temple.....	19	1987 Davis.....	50	2017 Hamilton.....	59
1928 Walker.....	19	1958 Temple.....	15	1988 Sabo.....	46		
1929 Swanson.....	33	1959 Pinson.....	21	1989 Davis.....	21		

REDS NATIONAL LEAGUE BATTING LEADERS - SINCE 1900

Batting Average (8)

Cy Seymour.....	1905 (377)
Hal Chase.....	1916 (.339)
Edd Roush.....	1917 (.341)
Edd Roush.....	1919 (.321)
Ernie Lombardi.....	1938 (.342)
Pete Rose.....	1968 (.335)
Pete Rose.....	1969 (.348)
Pete Rose.....	1973 (.338)

Runs (13)

Bob Bescher.....	1912 (120)
Heinie Groh.....	1918 (86)
Billy Werber.....	1939 (115)
Frank Robinson.....	1956 (122)
Vada Pinson.....	1959 (131)
Frank Robinson.....	1962 (134)
Tommy Harper.....	1965 (126)
Pete Rose.....	*1969 (120)
Joe Morgan.....	1972 (122)
Pete Rose.....	1974 (110)
Pete Rose.....	1975 (112)
Pete Rose.....	1976 (130)
George Foster.....	1977 (124)

Hits (15)

Cy Seymour.....	1905 (219)
Hal Chase.....	1916 (184)
Heinie Groh.....	1917 (182)
Frank McCormick.....	1938 (209)
Frank McCormick.....	1939 (209)
Frank McCormick.....	*1940 (191)

Ted Kluszewski.....	1955 (192)
Vada Pinson.....	1961 (208)
Vada Pinson.....	1963 (204)
Pete Rose.....	1965 (209)
Pete Rose.....	*1968 (210)
Pete Rose.....	*1970 (205)
Pete Rose.....	1972 (198)
Pete Rose.....	1973 (230)
Pete Rose.....	1976 (215)

Doubles (17)

Harry Steinfeldt.....	*1903 (32)
Cy Seymour.....	1905 (40)
Heinie Groh.....	1917 (39)
Heinie Groh.....	1918 (28)
Edd Roush.....	1923 (41)
Frank McCormick.....	1940 (44)
Eddie Miller.....	1947 (38)
Don Hoak.....	1957 (39)
Vada Pinson.....	1959 (47)
Vada Pinson.....	1960 (37)
Frank Robinson.....	1962 (51)
Pete Rose.....	1974 (45)
Pete Rose.....	1975 (47)
Pete Rose.....	1976 (42)
Pete Rose.....	1978 (51)
Dave Parker.....	1985 (42)
Joey Votto.....	2011 (40)

Triples (13)

Sam Crawford.....	*1902 (22)
Cy Seymour.....	1905 (21)
John Ganzel.....	*1907 (16)
Mike Mitchell.....	1909 (17)
Mike Mitchell.....	1910 (18)
Jake Daubert.....	1922 (22)
Edd Roush.....	1924 (21)
Babe Herman.....	1932 (19)
Ival Goodman.....	1935 (18)
Ival Goodman.....	1936 (14)
Vada Pinson.....	1963 (14)
Vada Pinson.....	1967 (13)
Mariano Duncan.....	1990 (11)

Home Runs (7)

Sam Crawford.....	1901 (16)
Fred Odwell.....	1905 (9)
Ted Kluszewski.....	1954 (49)
Johnny Bench.....	1970 (45)
Johnny Bench.....	1972 (40)
George Foster.....	1977 (52)
George Foster.....	1978 (40)

Total Bases (6)

Sam Crawford.....	1902 (256)
Cy Seymour.....	1905 (325)
Johnny Bench.....	1974 (315)
George Foster.....	1977 (388)
Dave Parker.....	1985 (350)
Dave Parker.....	1986 (304)

Runs Batted In (12)**

Cy Seymour.....	1905 (21)
Sherry Magee.....	1918 (76)
Frank McCormick.....	1939 (128)
Ted Kluszewski.....	1954 (141)
Deron Johnson.....	1965 (130)
Johnny Bench.....	1970 (148)
Johnny Bench.....	1972 (125)
Johnny Bench.....	1974 (129)
George Foster.....	1976 (121)
George Foster.....	1977 (149)
George Foster.....	1978 (120)
Dave Parker.....	1985 (125)

Stolen Bases (6)

Bob Bescher.....	1909 (54)
Bob Bescher.....	1910 (70)
Bob Bescher.....	1911 (81)
Bob Bescher.....	1912 (67)
Lonny Frey.....	1940 (22)
Bobby Tolan.....	1970 (57)

* Tied for league lead

** RBI became official stat in 1920

CAREER BATTING RECORDS - SINCE 1900

Highest Batting Average.....	332, Cy Seymour
Highest Slugging Percentage.....	554, Frank Robinson
Most Runs.....	1,741, Pete Rose
Most Hits.....	3,358, Pete Rose
Most RBI.....	1,376, Johnny Bench
Most Stolen Bases.....	406, Joe Morgan
Most Walks.....	1,210, Pete Rose
Most Strikeouts.....	1,306, Tony Perez
Most Singles.....	2,490, Pete Rose
Most Doubles.....	601, Pete Rose
Most Triples.....	152, Edd Roush
Most Home Runs.....	389, Johnny Bench
Most Home Runs (Left-handed Batter).....	270, Adam Dunn
Highest Home Run Percentage, per 100 AB.....	7.2, Adam Dunn
Fewest AB Per Home Run.....	13.8, Adam Dunn
Most Grand Slams.....	11, Johnny Bench
Most Seasons, 20 Or More Home Runs.....	11, Johnny Bench
Most Seasons, 30 Or More Home Runs.....	7, Frank Robinson
Most Extra-Base Hits.....	868, Pete Rose
Most Total Bases.....	4,645, Pete Rose
Most Seasons.....	19 (3x), Pete Rose (1963-78, 1984-86), Dave Concepcion (1970-88), Barry Larkin (1986-2004)
Most Games Played.....	2,722, Pete Rose
Most Consecutive Games Played.....	678, Pete Rose
Most At-Bats.....	10,934, Pete Rose
Most Pinch-Hit At-Bats.....	284, Red Lucas
Most Pinch-Hits.....	80, Red Lucas
Most Pinch-Hit Home Runs.....	13, Jerry Lynch

Reds Batting Top 5 - Since 1900

GAMES

Rose.....	2,722
Concepcion.....	2,488
Larkin.....	2,180
Bench.....	2,158
Perez.....	1,948

HITS

Rose.....	3,358
Larkin.....	2,340
Concepcion.....	2,326
Bench.....	2,048
Perez.....	1,934

DOUBLES

Rose.....	601
Larkin.....	441
Concepcion.....	389
Bench.....	381
Votto.....	344

EXTRA-BASE HITS

Rose.....	868
Bench.....	794
Larkin.....	715
FRobinson.....	692
Perez.....	682

AT-BATS

Rose.....	10,934
Concepcion.....	8,723
Larkin.....	7,937
Bench.....	7,658
Perez.....	6,846

RUNS

Rose.....	1,741
Larkin.....	1,329
Bench.....	1,091
FRobinson.....	1,043
Concepcion.....	993

TRIPLES

Roush.....	152
Rose.....	115
Pinson.....	96
CWalker.....	94
MMitchell.....	88

TOTAL BASES

Rose.....	4,645
Bench.....	3,644
Larkin.....	3,527
Perez.....	3,246
Concepcion.....	3,114

BATTING AVERAGE

Seymour.....	.332
Roush.....	.331
Beckley.....	.325
Hargrave.....	.314
Votto.....	.313

RBI

Bench.....	1,376
Perez.....	1,192
Rose.....	1,036
FRobinson.....	1,009
Larkin.....	960

HOME RUNS

Bench.....	389
FRobinson.....	324
Perez.....	287
Dunn.....	270
Votto.....	257

STOLEN BASES

Morgan.....	406
Larkin.....	379
Concepcion.....	321
Bescher.....	320
Davis.....	270

REDS ALL-TIME GRAND SLAM LEADERS

Johnny Bench.....	11
Adam Dunn.....	9
George Foster.....	9
Eric Davis.....	7
Dave Concepcion.....	6
Vada Pinson.....	6
Nick Esasky.....	5

Dave Parker.....	5
Tony Perez.....	5
Brandon Phillips.....	5
Frank Robinson.....	5
Jay Bruce.....	4
Scotter Gennett.....	4
Ray Knight.....	4

Jason LaRue.....	4
Devin Mesoraco.....	4
Joe Morgan.....	4
Ed Bailey.....	3
Gus Bell.....	3
Willie Greene.....	3
Ken Griffey Jr.....	3

Ted Kluszewski.....	3
Ernie Lombardi.....	3
Joe Oliver.....	3
Wally Post.....	3
Chris Sabo.....	3
Andy Seminick.....	3

SINGLE-SEASON BATTING RECORDS - SINCE 1900

Club Records

Most Players Used	57, 2003
Most Players With 100 Starts	9, 2017 (Votto, Duvall, Suárez, Hamilton, Schebler, Peraza, Cozart, Gennett, Barnhart)
Most At-Bats	5,767, 1968
Most Runs Scored	865, 1999
Fewest Runs Scored	489, 1908
Most Runs Batted In	820, 1999
Most Hits	1,599, 1976
Fewest Hits	1,108, 1908
Highest Batting Average296, 1922
Lowest Batting Average227, 1908
Most .300 Hitters	5 (2x), 1976, 1903
Highest Slugging Percentage451, 1999
Lowest Slugging Percentage294, 1908
Most Singles	1,191, 1922
Most Doubles	335, 2005
Most Triples	120, 1926
Most Home Runs	222, 2005 (163g) & 221, 1956 (154g)
Most Home Runs, Road	112, 1999
Most Grand Slams	9, 2002
Most Pinch-Hit Home Runs	13, 2006
Most Consecutive Games With One or More Homers	21, 1956 (41 HR)
Most Home Runs, Month	51, September 1999
Most Players With at Least 10 Home Runs	10 (2x), 1999 & 2000
Fewest Home Runs, Season	14, 1908, 1916
Most Home Runs vs One Opponent, Season	44, 1956 vs Brooklyn
Most Home Runs, Season, Home	128, 1956
Most Players With 30 Home Runs, Season	3 (4x), 1956 (Robinson, Post, Kluszewski), 1970 (Bench, Perez, May), 2007 (Dunn, Griffey, Phillips), 2017 (Votto, Duvall, Schebler)
Most Players With 20 Home Runs	6, 2017
Most Extra-Base Hits	572, 2005
Most Total Bases	2,549 (2x), 1999, 2000
Most Sacrifices (no sacrifice flies)	239, 1926
Most Sacrifice Flies	66, 1993
Most Walks	693, 1974
Most Strikeouts	1,335, 2004
Fewest Strikeouts	303, 1918
Most Players With 100 Strikeouts	5 (3x), 2005, 2013, 2017
Most Hit Batsmen	81, 2004
Fewest Hit Batsmen	11, 1951
Most Grounded Into Double Plays	143, 1982
Fewest Grounded Into Double Plays	85, 1991
Most Men Left On Base	1,328, 1976
Fewest Men Left On Base	997, 1921
Most Stolen Bases	310, 1910
Most Caught Stealing	136, 1922

REDS HIGHEST SINGLE-SEASON HOME RUN TOTALS

2005.....	*222	2017.....	219	1999.....	209
1956.....	**221	2006.....	217	2007.....	204
* 163 games, ** 154 games		2000.....	200		

Individual Records

Most Games	163 (2x), Leo Cardenas, 1964; Pete Rose, 1974
Most At Bats	680, Pete Rose, 1973
Most At Bats, Pinch hitter	78, Skip Schumaker, 2015
Most Plate Appearances, Pinch hitter	88, Jacob Cruz, 2005
Highest Batting Average377, Cy Seymour, 1905
Highest Slugging Percentage681, Kevin Mitchell, 1994
Highest Slugging Percentage (Non-strike Season)642, Ted Kluszewski, 1954
Highest On-base Percentage474, Joey Votto, 2012
Most Hits	230, Pete Rose, 1973
Most Pinch-Hits	20, Jacob Cruz, 2005
Longest Hitting Streak	44, Pete Rose, 6/14-7/31, 1978
Consecutive Hits	10, Woody Williams (over 2 games), 9/5-9/6, 1943; Bip Roberts (over 4 games), 9/19-9/23, 1992
Most Consecutive Games With Extra-Base Hit	9 (2x); Sam Crawford, 1900; Pete Rose, 7/31-8/8, 1966
Consecutive Plate Appearances Reaching Base	13, Barry Larkin (over 4 games), 5/25-5/27, 1997
Most Runs	134, Frank Robinson, 1962
Consecutive Games Scoring Run	17, Ted Kluszewski, 1954 (24 Runs)
Most RBI	149, George Foster, 1977
Most RBI, One Month	45, Gus Bell, June 1953
Consecutive Games Driving In Run	10, Joe Morgan, 1976 (17 RBI)
Most Singles	181, Pete Rose, 1973
Most Doubles	51 (2x), Frank Robinson, 1962; Pete Rose, 1978
Most Triples	23, Sam Crawford, 1902
Most Home Runs (Left-handed Batter)	49, Ted Kluszewski, 1954
Most Home Runs (Right-handed Batter)	52, George Foster, 1977
Most Home Runs, Switch-Hitter	23, Felipe Lopez, 2005
Consecutive Games Hitting HR	5 (7x), Ted Kluszewski, 8/11-8/15, 1954; George Crowe, 8/8-8/14, 1957; Johnny Bench, 5/30-6/3, 1972; Ken Griffey Jr., 7/8-7/12, 2003; Adam Dunn, 5/14-5/19, 2008; Devin Mesoraco, 6/19-6/24, 2014; Jay Bruce, 7/23-7/27, 2016
Most Home Runs in Consecutive Games	7, Johnny Bench, 7 homers in 5 games, 5/30-6/3, 1972
Most Home Runs At Home	34, Ted Kluszewski, 1954
Most Home Runs On Road	31, George Foster, 1977
Most Home Runs, One Month	14 (2x), Frank Robinson, August, 1962; Greg Vaughn, September, 1999
Most Leadoff Home Runs	8, Kal Daniels, 1987
Most Pinch-Hit Home Runs	5, Jerry Lynch, 1961
Most Home Runs, First Base, Season	49, Ted Kluszewski, 1954
Most Home Runs, Second Base, Season	30, Brandon Phillips, 2007
Most Home Runs, Shortstop, Season	33, Barry Larkin, 1996
Most Home Runs, Third Base, Season	39, Tony Perez, 1970
Most Home Runs, Catcher, Season	38, Johnny Bench, 1970
Most Home Runs, Outfielder, Season	52, George Foster, 1977
Most Home Runs By Two Players, Season	87, Kluszewski (47), Post (40), 1955
Most Home Runs By Three Players, Season	119, Bench (45), Perez (40), May (34), 1970
Most Grand Slams	4, Scooter Gennett, 2017
Most Grand Slams, Month	3, Eric Davis, May 1987
Most Grand Slams, Consecutive Games	2, Eric Davis, 5/4-5/5, 1996 at San Francisco
Most Extra-Base Hits	92, Frank Robinson, 1962
Most Total Bases	388, George Foster, 1977
Most Walks	143, Joey Votto, 2015
Consecutive Games, Walk	13, Adam Dunn, 5/15-5/28, 2002
Most Hit By Pitch	26, Shin-Soo Choo, 2013
Most Strikeouts, LH Batter	195, Adam Dunn, 2004
Most Strikeouts, RH Batter	205, Drew Stubbs, 2011
Fewest Strikeouts	13, Frank McCormick, 1941
Most Sacrifices (including Sacrifice Flies)	39, Jake Daubert, 1919
Most Sacrifice Bunts	31, Roy McMillan, 1954
Most Sacrifice Flies	13, Johnny Temple, 1959
Most Stolen Bases	81, Bob Bescher, 1911
Most Caught Stealing	28, Pat Duncan, 1922
Most GDP	30, Ernie Lombardi, 1938
Fewest GDP (150 or more games)	1, Billy Hamilton, 2014

Individual Records, Rookies

Most Games	157, Pete Rose, 1963
Most At Bats	643, Frank Baumholz, 1947
Most Plate Appearances, Pinch Hitter.....	61, Brady Clark, 2001
Most At Bats, Pinch hitter	51, Patrick Kivlehan, 2017
Highest Batting Average350, Walter Christensen, 1926
Highest Slugging Percentage558, Frank Robinson, 1956
Highest Pinch-Hit Batting Average388, Walter Christensen, 1926
Most Hits.....	209, Frank McCormick, 1938
Most Runs	122, Frank Robinson, 1956
Most RBI.....	106, Frank McCormick, 1938
Most Stolen Bases.....	56, Billy Hamilton, 2014
Most Singles	160, Frank McCormick, 1938
Most Doubles.....	47, Vada Pinson, 1959
Most Triples	18, Ival Goodman, 1935
Most Home Runs.....	38, Frank Robinson, 1956
Most Home Runs, One Month.....	12, Adam Dunn, August, 2001
Most Extra-Base Hits.....	76, Vada Pinson, 1959
Most Total Bases	330, Vada Pinson, 1959
Most Walks	94, Bernie Carbo, 1970
Most Strikeouts.....	117, Billy Hamilton, 2014
Most Hit By Pitch	20, Frank Robinson, 1956

Home Runs by Reds Trios

119	1970.....	Bench (45), Perez (40), May (34)
114	1955.....	Kluszewski (47), Post (40), Bell (27)
109	1956.....	Robinson (38), Post (36), Kluszewski (35)
105	1977.....	Foster (52), Bench (31), Morgan (22)
101	1969.....	May (38), Perez (37), Bench (26)
100	2007.....	Dunn (40), Griffey Jr. (30), Phillips (30)

Reds with 3 Grand Slams in a Season

Frank Robinson	1962
Lee May.....	1970
Ray Knight.....	1980
Eric Davis	1987
Chris Sabo.....	1993
Devin Mesoraco.....	2014
Scotter Gennett (4, club record).....	2017

Home Runs by Reds Duos

87	1955.....	Kluszewski (47), Post (40)
85	1970.....	Bench (45), Perez (40)
83	1977.....	Foster (52), Bench (31)
76	1954.....	Kluszewski (49), Greengrass (27)
75	2005.....	Dunn (40), Griffey Jr. (35)
	1969.....	May (38), Perez (37)
74	1956.....	Robinson (38), Post (36)
72	2004.....	Dunn (46), Pena (26)
70	1953.....	Kluszewski (40), Post (30)
	1999.....	Vaughn (45), Casey (25)
	2007.....	Dunn (40), Griffey Jr. (30)
	2007.....	Dunn (40), Phillips (30)

Reds with 30 Home Runs & 30 Steals in a Season

1987	Eric Davis, OF.....	37 HR, 50 SB
1996	Barry Larkin, SS.....	33 HR, 36 SB
2007	Brandon Phillips, 2B.....	30 HR, 32 SB

Reds with 30 Home Runs in a Season

#	Player.....	Year	39	Lee May.....	1971	34	Jay Bruce	2012	30	Scott Schebler.....	2017
52	George Foster	1977		Frank Robinson.....	1962		Eric Davis	1989		Brandon Phillips	2007
49	Ted Kluszewski.....	1954	38	Lee May.....	1969		Dave Parker	1985		Ken Griffey Jr.....	2007
47	Ted Kluszewski.....	1955		Frank Robinson.....	1956		Lee May.....	1970		Kevin Mitchell	1994
46	Adam Dunn.....	2004	37	Eric Davis	1987	33	Adam Duvall.....	2016		George Foster	1979
45	Greg Vaughn	1999		Tony Perez	1969		Barry Larkin.....	1996		Gus Bell.....	1953
	Johnny Bench.....	1970		Frank Robinson.....	1961		Johnny Bench.....	1974		Ival Goodman.....	1938
40	Adam Dunn.....	2007		Joey Votto.....	2010		Frank Robinson.....	1965		Jay Bruce	2013
	Adam Dunn.....	2006	36	Joey Votto.....	2017	32	Jay Bruce	2011			
	Adam Dunn.....	2005		Frank Robinson.....	1959		Adam Dunn	2008			
	Ken Griffey Jr.....	2000		Wally Post.....	1956		Deron Johnson.....	1965			
	George Foster.....	1978	35	Todd Frazier	2015	31	Adam Duvall.....	2017			
	Johnny Bench.....	1972		Ken Griffey Jr.....	2005		Dave Parker	1986			
	Tony Perez	1970		Ted Kluszewski.....	1956		Johnny Bench.....	1977			
	Wally Post.....	1955		Hank Sauer	1948		Frank Robinson.....	1960			
	Ted Kluszewski.....	1953					Frank Robinson.....	1958			
							George Crowe.....	1957			

Reds with 200 Hits in a Season

230	Pete Rose	1973		Frank Robinson.....	1962
219	Cy Seymour	1905	205	Pete Rose	1966, 1970
218	Pete Rose	1969		Vada Pinson.....	1959
215	Pete Rose	1976		Jake Daubert.....	1922
210	Pete Rose	1968, 1975	204	Vada Pinson.....	1963, 1965
209	FMcCormick.....	1938, 1939		Pete Rose	1977
	Pete Rose	1965			
208	Vada Pinson.....	1961			

Reds with 60 Steals in a Season

81	Bob Bescher	1911
80	Eric Davis.....	1986
79	Dave Collins.....	1980
70	Bob Bescher	1910
67	Bob Bescher	1912
67	Joe Morgan.....	1973, 1975
60	Joe Morgan.....	1976

Reds with 100 RBI in a Season

149	George Foster.....	1977	116	Dave Parker.....	1986	104	Sam Crawford.....	1901
148	Johnny Bench.....	1970	115	Gus Bell	1959		Gus Bell	1955
141	Ted Kluszewski.....	1954	113	Ted Kluszewski.....	1955		Johnny Bench	1973
136	Frank Robinson.....	1962		Frank Robinson.....	1965	103	George Kelly	1929
130	Deron Johnson.....	1965		Joey Votto.....	2010		Joey Votto	2011
129	Tony Perez.....	1970	111	Ted Kluszewski.....	1950		Brandon Phillips.....	2013
	Johnny Bench	1974		Joe Morgan	1976		Adam Duvall.....	2016
128	Frank McCormick.....	1939	110	Lee May.....	1969	102	Frank McCormick.....	1944
127	Frank McCormick.....	1940		Johnny Bench	1975		Ted Kluszewski	1956
125	Frank Robinson.....	1959	109	Wally Post.....	1955		Tony Perez.....	1967
	Johnny Bench	1972		Tony Perez.....	1975		Adam Dunn.....	2004
	Dave Parker.....	1985		Johnny Bench	1977	101	Gus Bell	1954
124	Frank Robinson.....	1961		Jay Bruce	2013		Tony Perez.....	1973, 1974
122	Tony Perez.....	1969	108	Ted Kluszewski.....	1953		Eric Davis.....	1989
121	Cy Seymour	1905	106	Frank McCormick.....	1938		Adam Dunn.....	2005
	George Foster	1976		Vida Pinson.....	1963	100	Jim Greengrass.....	1953
120	George Foster.....	1978		Adam Dunn.....	2007		Vida Pinson.....	1962
118	Greg Vaughn.....	1999	105	Gus Bell	1953		Eric Davis	1987
	Ken Griffey Jr.....	2000					Joey Votto	2017

Reds with 100 Runs Scored in a Season

134	Frank Robinson.....	1962	113	Joe Morgan.....	1976, 1977	104	George Burns.....	1922
131	Vada Pinson.....	1959	112	Bob Tolan	1970		Ted Kluszewski	1954
130	Pete Rose	1976		Pete Rose	1975		Gus Bell	1954
126	Tommy Harper	1965	111	Ken Griffey Sr.....	1976		Bobby Tolan.....	1969
124	George Foster.....	1977	110	Mike Donlin	1903		Greg Vaughn.....	1999
122	Frank Robinson.....	1956		Pete Rose	1974	103	Ival Goodman.....	1938
	Joe Morgan	1972	109	Frank Robinson.....	1965		Frank Robinson.....	1964
120	Bob Bescher	1912	108	Johnny Bench	1974		Tony Perez.....	1969
	Pete Rose	1969, 1970		Barry Larkin.....	1999		Pete Rose	1978
	Eric Davis.....	1987	107	Vada Pinson.....	1960, 1962		Sean Casey	1999
117	Miller Huggins	1905		Tony Perez.....	1970	102	Lonny Frey.....	1940
	Frank Robinson.....	1961		Pete Rose	1972		Gus Bell	1953
	Pete Rose	1965		Joe Morgan.....	1974, 1975		Johnny Temple.....	1959
	Ken Griffey Sr.....	1977		Adam Dunn	2005	101	Vada Pinson.....	1961
	Barry Larkin.....	1996		Brandon Phillips.....	2007		Pete Rose	1963
116	Wally Post.....	1955		Shin-Soo Choo.....	2013		Sean Casey	2004
	Ted Kluszewski	1955	106	Bob Bescher	1911		Adam Dunn.....	2007
	Joe Morgan	1973		Frank Robinson.....	1959		Joey Votto	2011
115	Bill Werber	1939		Joey Votto	2010		Joey Votto	2013
	Pete Rose	1973		Joey Votto	2017		Joey Votto	2016
114	Jimmy Barrett.....	1900	105	Bill Werber	1940	100	Evar Swanson.....	1929
	Jack Daubert.....	1922		Adam Dunn.....	2004		Ken Griffey Jr.....	2000
							Brandon Phillips.....	2010

Reds 20-Game Hitting Streaks

44 Pete Rose.....1978	Johnny Bates.....1911	Brandon Phillips.....2007	20 Al Libke.....*1945
29 Hal Morris.....1996	Hughie Critz.....1928	21 Jimmy Barrett.....1900	Tony Perez.....1968
27 Edd Roush.....1920, '24	Tommy Harper.....1966	Cy Seymour.....1905	Pete Rose.....1977 (2x)
Vada Pinson.....1965	23 Heinie Groh.....1917	Ron Oester.....1984	Kevin Mitchell.....1993
25 Rube Bressler.....1927	Vada Pinson.....1965	Barry Larkin.....1988	(19 players, 26 times)
Pete Rose.....1967	22 Jake Daubert.....1922	Sean Casey.....2000	* Reds Rookie Record
24 Cy Seymour.....1903	Pete Rose.....1968		

Reds to Hit .300 in a Season

Rk	Player	Avg.	Year	Rk	Player	Avg.	Year	Rk	Player	Avg.	Year
1	C. Seymour	.377	1905		J. Morgan	.320	1976	103	D. Hoblitzel	.308	1909
2	M. Donlin	.351	1903		G. Foster	.320	1977		P. Duncan	.308	1921
	E. Roush	.351	1923		B. Boone	.320	1994		G. Bell	.308	1955
4	E. Roush	.348	1924		J. Votto	.320	2017	106	J. Beckley	.307	1901
	P. Rose	.348	1969	56	B. Larkin	.319	1995		T. Griffith	.307	1915
6	V. Pinson	.343	1961	57	C. Walker	.318	1925		C. Walker	.307	1930
7	C. Seymour	.342	1903		K. Griffey Sr.	.318	1977		T. Kluszewski	.307	1950
	E. Lombardi	.342	1938		R. Knight	.318	1979		J. Temple	.307	1954
	F. Robinson	.342	1962		H. Morris	.318	1991		P. Rose	.307	1972
10	J. Beckley	.341	1900	61	T. Perez	.317	1970		C. Geronimo	.307	1976
	E. Roush	.341	1917		P. Rose	.317	1975	113	J. Daubert	.306	1921
12	G. Harper	.340	1922	63	J. Barrett	.316	1900		B. Pinelli	.306	1924
13	H. Chase	.339	1916		J. Kelly	.316	1903		J. Stripp	.306	1930
	E. Roush	.339	1920		T. Kluszewski	.316	1953		J. Temple	.306	1958
	E. Roush	.339	1925		V. Pinson	.316	1959		F. Robinson	.306	1964
16	P. Rose	.338	1973		P. Rose	.316	1970		G. Foster	.306	1976
17	J. Votto	.337	2012		B. Tolan	.316	1970		D. Concepcion	.306	1981
18	J. Daubert	.336	1922	69	H. Hendrick	.315	1931		R. Sanders	.306	1995
	K. Griffey Sr.	.336	1976		T. Cuccinello	.315	1931	121	B. Pinelli	.305	1922
20	P. Rose	.335	1968		A. Johnson	.315	1969		E. Allen	.305	1928
	H. Morris	.335	1994		S. Casey	.315	2000		F. McCormick	.305	1944
22	S. Crawford	.333	1902	73	A. Galan	.314	1947		V. Pinson	.305	1965
	E. Roush	.333	1918		T. Kluszewski	.314	1955		B. Tolan	.305	1969
	H. Heilmann	.333	1930		T. Perez	.314	1973		K. Griffey, Sr.	.305	1975
25	F. McCormick	.332	1939		J. Votto	.314	2015		J. Votto	.305	2013
	S. Casey	.332	1999	77	C. Seymour	.313	1904	128	H. Groh	.304	1917
27	S. Crawford	.330	1901		C. Walker	.313	1929		J. Daubert	.304	1920
	J. Beckley	.330	1902		L. Scarsella	.313	1936		P. Rose	.304	1971
29	P. Duncan	.328	1922		V. Pinson	.313	1963		B. Larkin	.304	1992
30	J. Beckley	.327	1903		P. Rose	.313	1966	132	C. Hafey	.303	1933
	P. Duncan	.327	1923		H. Morris	.313	1996		F. McCormick	.303	1943
	F. McCormick	.327	1938	83	H. Steinfeldt	.312	1903		D. Collins	.303	1980
	J. Morgan	.327	1975		T. Cuccinello	.312	1930		D. Young	.303	2000
34	B. Herman	.326	1932		P. Rose	.312	1965	136	T. Kluszewski	.302	1956
	K. Cuyler	.326	1936		A. Johnson	.312	1968		P. Rose	.302	1978
	T. Kluszewski	.326	1954		D. Parker	.312	1985		G. Foster	.302	1979
	K. Mitchell	.326	1994		S. Casey	.312	2005		B. Larkin	.302	1991
	J. Votto	.326	2016	89	J. Wyrostek	.311	1951		D. Young	.302	2001
39	S. Barry	.324	1905		F. Robinson	.311	1959	141	E. Tipton	.301	1944
	S. Casey	.324	2004		J. Temple	.311	1959		P. Rose	.301	1967
	J. Votto	.324	2010		P. Rose	.311	1977		D. Concepcion	.301	1978
42	E. Roush	.323	1926		K. Griffey Sr.	.311	1981		B. Larkin	.301	1990
	I. Goodman	.323	1939	94	M. Mitchell	.310	1909		C. Sabo	.301	1991
	F. Robinson	.323	1961		H. Groh	.310	1919		K. Griffey Jr.	.301	2005
	P. Rose	.323	1976		D. Young	.310	1998	147	D. Paskert	.300	1910
	B. Roberts	.323	1992		S. Casey	.310	2001		E. Swanson	.300	1929
47	F. Robinson	.322	1957	98	F. McCormick	.309	1940		G. Bell	.300	1953
	J. Votto	.322	2009		T. Kluszewski	.309	1949		G. Foster	.300	1975
49	E. Roush	.321	1919		W. Post	.309	1955		D. Driessen	.300	1977
50	H. Groh	.320	1918		B. Larkin	.309	1998	152	B. Phillips	.300	2011
	T. Kluszewski	.320	1952		J. Votto	.309	2011				

Min. 3.1 plate apps per team game

SINGLE-GAME BATTING RECORDS - SINCE 1900
Club Records

Most Runs.....	26, 6/4/1911 vs Boston
Most Runs in One Inning.....	14, 8/3/1989 vs Houston (1st inning)
Most Hits.....	28 (2x), 5/13/1902 vs Philadelphia; 5/19/1999 at Colorado
Most Hits in One Inning.....	16, 8/3/1989 vs Houston (1st inning)
Most Doubles.....	9 (2x), 5/19/1999 at Col; 4/16/2016 at StL
Most Triples in One Inning.....	4, 7/22/1926 vs Boston (2nd inning)
Most Extra-Base Hits.....	15, 5/19/1999 at Colorado
Most Total Bases.....	55, 5/19/1999 at Colorado
Most Home Runs.....	9, 9/4/1999 at Philadelphia (Taubensee 2, Lewis, Reese, Hammonds, ABoone, Vaughn, Young, Johnson)
Most Home Runs in One Inning.....	4 (3x), Last: 7/4/2010 vs Chicago (7th inning)
Most Home Runs, Inning, Opponent.....	5 (4x), Last: 4/22/2006 at Milwaukee (4th inning), tied Major League record
Most Home Runs, Inning, In Succession.....	3 (many times), Last: 5/21/2012 vs Atlanta (Leake, Cozart, Stubbs, 4th)
Most Home Runs, Inning, In Succession, By Opponent.....	4, 6/8/1961 by Milwaukee (7th inning)
Most Home Runs, Pinch-Hitters, Inning.....	2, 6/22/1995 vs Atlanta (Taubensee, Anthony)
Most Players With At Least 1 Home Run, Game.....	8, 9/4/1999 at Philadelphia (Taubensee, Lewis, Reese, Hammonds, ABoone, Vaughn, Young, Johnson)
Most Grand Slams.....	2 (4x), Last: 4/21/2015 at Milwaukee (Bruce, Frazier)
Most Grand Slams, Opponent.....	2, 9/23/1901 vs Brooklyn (Kelly, Sheckard)
Most Strikeouts, Reds Batters (9 innings).....	18 (2x), 7/14/1968 (Game 2) vs Houston; 8/26/1998 vs Chicago
Most Strikeouts, Reds Batters (extra innings).....	22, 8/8/1972 vs Los Angeles (19 innings)
Most Walks by Reds Batters.....	16, 10/1/1978 vs Atlanta (14 innings)
Most Walks in One Inning.....	9, 4/24/1957 vs Chicago (5th inning)
Most Stolen Bases.....	10, 5/29/1913 at St. Louis

The Reds' Biggest Inning Ever

Jim Clancy pitching for the Astros. Mariano Duncan led off with a walk, then stole second with Luis Quinones batting. Quinones singled to the mound, Duncan moved to third base. Eric Davis singled to center scoring Duncan, advancing Quinones to second base (1-0). Ken Griffey hit a 3-run homer to right-center (4-0). Rolando Roomes singled to short. Todd Benzinger singled to right, advancing Roomes to third base. Jeff Reed singled to right, scoring Roomes and advancing Benzinger to second base (5-0).

New Pitcher: Bob Forsch. Ron Oester doubled to right, scoring Benzinger and advancing Reed to third base (6-0). Tom Browning grounded out to first, runners held. With Duncan batting, wild pitch scored Reed, Oester to third base (7-0). Duncan doubled to right, scoring Oester (8-0). Quinones singled to left, advancing Duncan to third base. Davis singled to center, scoring Duncan and advancing Quinones to second base (9-0). Griffey singled to center, scoring Quinones, and advancing Davis to third base (10-0). Roomes singled to third, loading the bases. Benzinger cleared the bases with a double (13-0). Reed singled to center, advancing Benzinger to third base.

Oester singled to right, scoring Benzinger, and advancing Reed to second base (14-0). Browning singled to left, loading the bases. Duncan flied to left. Quinones flied to right. (14 Runs, 16 Hits, 0 Errors, 3 LOB).

MLB Records Set: Most hits in an inning since 1900 (16); most singles in an inning (12) and most players with 2 or more hits in an inning (7).

MLB Records Tied: Most players with 3 or more hits in a game since 1900 (7).

LINE SCORE

Hou	0	1	0	1	0	0	0	0	0	0	-	2
Cin	14	0	0	0	0	0	3	1	x	-	18	

REDS BATTING TOTALS

Batter	AB	R	H	HR	RBI	SB
Duncan, ss	4	2	1	0	1	1
Richardson, ss	1	0	0	0	0	0
Quinones, 3b	6	3	3	0	0	0
Davis, cf	4	2	3	0	2	0
Winningham, cf	2	0	0	0	0	0
Griffey, lf	5	2	3	1	4	0
Collins, lf	1	0	0	0	0	0
Roomes, rf	6	3	4	1	1	0
Benzinger, 1b	6	3	4	0	3	0
Reed, c	5	2	4	1	3	0
Oliver, c	0	0	0	0	0	0
Oester, 2b	5	1	3	0	2	0
Browning, p	5	0	1	0	0	0
Totals	50	18	26	3	16	1

3 Consecutive Reds Home Runs in a Game

Hatton, West, Mueller	8/11/46/g1 vs St. Louis	Larkin, Greene, RSanders	4/9/97 at Colorado
Bell, Kluszewski, Greengrass	8/15/54 vs St. Louis	Tucker, Griffey Jr., Young	5/13/00 at Houston
Bell, Kluszewski, Robinson	5/31/56 at St. Louis	Lopez, Dunn, Kearns	10/2/05 at St. Louis
Griffey, Foster, Driessen	5/27/80 vs Los Angeles	Encarnacion, Dunn, Aurilia	8/13/06 at Phi
Sabo, Larkin, Davis	6/16/90 vs Houston	Heisey, Votto, Bruce	9/10/11 at Col
Duncan, Morris, O'Neill	9/14/91 vs Houston	Leake, Cozart, Stubbs	5/21/12 vs Atlanta (off Mike Minor)

Most Strikeouts by Reds Batters in a Game

22*	8/8/1972 vs Los Angeles, won 2-1 (19 inn.), John (13), Brewer (6), Perranoski (2) & Richert (1)
21*	5/8/2001 at Arizona, lost 4-3 (11 inn.), Johnson (20) & Brohawn (1)
20*	8/30/2009 vs Los Angeles, lost 3-2 (12 inn.), Kershaw (11), Troncoso (2), Kuo (2), McDonald (2), Broxton (3)
19*	9/30/2004 at Chicago, won 2-1 (12 inn.), Prior (16), Dempster (1), Remlinger (1) & Farnsworth (1)
18	7/14/1968 vs Houston (G2), lost 6-1, Wilson (18)
18*	9/21/1979 at Houston, lost 3-2 (13 inn.), Richard (15) & Sambito (3)
18*	7/28/1989 at Atlanta, won 4-2 (17 inn.), PSmith (7), Acker (2), Eichhorn (5), Assenmacher (2) & Valdez (2)
18	8/26/1998 vs Chicago, lost 9-2, Wood (16) & Beck (2)
18*	5/28/2001 vs Chicago, lost 9-6 (13 inn.), Tavarez (4), Farnsworth (4), Gordon (3) & Duncan (7)
18*	7/28/2014 vs Arizona, lost 2-1 (15 inn.), Anderson (8), Ziegler (3), Marshall (3), Delgado (1), Perez (1), Reed (2)

* Extra Innings

MOST HOME RUNS HIT BY REDS IN A GAME

No. Players	Date
*9 A. Boone, Young, Hammonds, Taubensee (2), Vaughn, Reese, Johnson, M. Lewis	9/4/99 at Phi
8 Thurman (3), Kluszewski (2), Robinson (2), Post	8/18/56 vs Mil
7 Accomplished 8 times, most recently Cairo (2), Hanigan (2), Votto, Frazier, Bruce	8/13/11 vs SD

* National League Record

Individual Records

Hits	6 (3x), Tony Cuccinello, 8/13/1931 at Boston (G1); Ernie Lombardi, 5/9/1937 at Philadelphia; Walker Cooper, 7/6/1949 vs Chicago
Doubles	4 (many times), Last: Billy Hatcher, 8/21/1990 vs Chicago
Triples	3 (7x), Last: Herm Winningham, 8/15/1990 at St. Louis
Home Runs	4, Scooter Genett, 6/6/2017 vs St. Louis
Hitting For Cycle	1 (5x), Last: Eric Davis, 6/2/1989 vs San Diego
Most Grand Slams	1 (many times)
Most Total Bases	17, Scooter Genett, 6/6/2017 vs St. Louis
RBI	10 (2x), Walker Cooper, 7/6/1949 vs Chicago & Scooter Genett, 6/6/2017 vs St. Louis
Runs	5 (many times), Last: Sean Casey & Jeffrey Hammonds, 5/19/1999 at Colorado
Walks	5 (4x), Hughie Critz, 5/28/1926 at StL; Johnny Bench, 7/22/1979 at Chi; Joey Votto (2x), 9/23/2013 vs NYM & 8/27/2017 vs Pit
Strikeouts	5 (7x), Last: Jay Bruce, 8/28/2014 vs Chicago
Stolen Bases	5 (2x), Ryan Freel, 7/27/2005 at Los Angeles Dodgers & Billy Hamilton, 6/14/2015 at Chicago Cubs
Hits in One Inning	2 (many times), Last: Billy Hamilton, 8/29/2017 vs New York Mets (8th inning)
Doubles in One Inning	2 (many times), Last: Jay Bruce 5/11/2013 vs Milwaukee (3rd inning)
Triples in One Inning	2, Curt Walker, 1926 (na)
Home Runs in One Inning	2 (2x), Aaron Boone, 8/9/2002 vs San Diego (1st inning); Ray Knight, 5/13/1980 vs New York (5th inning)
Consecutive Innings, RBI	7 (2x), Joe Morgan, 8/19/1974 vs Philadelphia (2nd, 3rd innings); Joe Oliver, 8/29/1996 at Colorado (5th, 6th innings)

Reds with 3 Home Runs in a Game

Jake Beckley at StL.....	9/26/1897
Alex Kampouris at Phi.....	5/9/1937
Walker Cooper vs StL.....	7/6/1949
Gus Bell at Phi.....	7/21/1955
Smoky Burgess vs Pit.....	7/29/1955
Gus Bell at Chi.....	5/29/1956
Ed Bailey at Brkin.....	6/24/1956
Ted Kluszewski at StL.....	7/11/1956
Bob Thurman vs Mil.....	8/18/1956
Frank Robinson vs StL.....	8/22/1959
Art Shamsky vs Pit.....	8/12/1966
Johnny Bench vs StL.....	7/26/1970
Johnny Bench at Phi.....	5/9/1973
George Foster vs Atl.....	7/14/1977
Pete Rose at NYM.....	4/29/1978
Johnny Bench at SD.....	5/29/1980
Eric Davis at SF.....	9/10/1986
Eric Davis at Phi.....	5/3/1987

Barry Larkin vs Hou.....	6/28/1991
Reggie Sanders vs Col.....	8/15/1995
Willie Greene vs Chi.....	9/24/1996
Bret Boone at Chi.....	9/20/1998
Jeffrey Hammonds at Col.....	5/19/1999
Greg Vaughn at Chi.....	9/7/1999
Russell Branyan at SD.....	8/4/2002
Aaron Boone vs SD.....	8/9/2002
Aaron Boone vs StL.....	5/8/2003
Joey Votto vs Chi.....	5/7/2008
Jonny Gomes vs Wsh.....	8/13/2009
Drew Stubbs at Chi.....	7/4/2010
Jay Bruce vs Chi.....	8/27/2010
Chris Heisey vs NYY.....	6/22/2011/g2
Joey Votto vs Wsh.....	5/13/2012
Joey Votto vs Phi.....	6/9/2015
Scotter Gennett (4*) vs StL.....	6/6/2017

* Club record (18 Major League players have hit 4 HR in a game)
27 Reds players hit 3 homers in a game, accomplished 34 times

Reds with 3 Triples in a Game

Long John Reilly	6/14, 1890
Bid McPhee	6/28, 1890
Long John Reilly	10/3, 1891
Jake Beckley	5/19, 1898
Mike Donlin	9/22, 1903
Miller Huggins	10/8, 1904
Herm Winningham	8/15, 1990

Reds with 4 Stolen Bases in a Game

Dick Hoblitzell 1911.....	9/27 (Boston)
Joe Morgan 1975.....	9/14 (at San Francisco)
Ken Griffey Sr. 1976.....	5/30 (Los Angeles)
Gary Redus 1984.....	4/28 (San Francisco)
Gary Redus 1984.....	6/3 (Atlanta)
Eddie Milner 1985.....	9/26 (Atlanta)
Eric Davis 1986.....	7/24 (Montreal)
Deion Sanders 1997.....	4/14 (Atlanta)
Felipe Lopez 2006.....	5/10 (Washington)
Ryan Freel (5sb) 2005.....	7/27 (at Los Angeles)
Billy Hamilton 2013.....	9/18 (at Houston)
Billy Hamilton (5sb) 2015.....	6/14 (at Chicago)
Billy Hamilton 2015.....	6/29 (Minnesota)
Billy Hamilton 2016.....	8/7 (at Pittsburgh)

Reds Stealing 2nd, 3rd and Home in One Inning

Hans Lobert	9/27/08
Dode Paskert	5/23/10
Greasy Neale	8/15/19

Reds Hitting HR in 1st Career Plate Appearance

Clyde Vollmer	5/31/42/g2 vs Pittsburgh (first pitch)
Ted Tappe	9/14/50/g1 at Brooklyn (pinch-hit)

Reds Switch-Hit HR in a Game, Both Sides of the Plate

Javier Valentin	7/17/05 vs Colorado (off Wright, Fuentes)
Pete Rose	8/2/67 vs Atlanta (off Lemaster, Upshaw)
Pete Rose	8/30/66 vs St. Louis (off Jackson, Dennis)

Reds Pitchers with Grand Slams

Al Hollingsworth	5/28/36 at Chicago
Bob Purkey	8/1/59 vs Chicago

Reds Pitchers with 2 Home Runs in a Game

Frank Foreman	7/4/1895 at Chicago
Bucky Walters	5/20/45 at Boston

Reds Batters With 5 Strikeouts In A Game

Deron Johnson	8/29/1964 vs Hou (11 inn.)
Deron Johnson	9/30/1964 vs Pit (16 inn.)
Pete Rose	8/15/1970 vs Phi (14 inn.)
George Foster	8/8/1972 vs LAD (19 inn.)
Eric Davis	4/25/1987 at Hou (10 Inn.)
Adam Dunn	8/20/2002 at Ari (9 inn.)
Jay Bruce	8/28/2014 vs Cubs (9 inn.)

Reds Hitting for the Cycle

Player	Date	Opponent
Mike Mitchell8/19/11 (G2).....	New York
Heinie Groh7/5/15 (G2).....	Chicago
Harry Craft6/8/40.....	Brooklyn
Frank Robinson5/2/59.....	Los Angeles
Eric Davis6/2/89.....	San Diego

Col's Michael Cuddyer hit the last cycle vs the Reds, on 8/17/14 at Coors Field

On June 2, 1989 vs the Padres at Riverfront Stadium, **Eric Davis** became the fifth and last player in Reds history to hit for the cycle. The center fielder doubled in the first inning, singled in the third, homered in the fourth and completed the feat with a run-scoring triple to right-center field in the seventh.



HOME RUNS AT GREAT AMERICAN BALL PARK (2003 - 2017)

In the 15 seasons since it opened in 2003, **678 players** hit at least 1 home run at **GABP**, including **1,515 HR** by **111 Reds batters** and **1,635 HR** by **600 opponents**.

Lists Courtesy Elias Sports Bureau

All-Time	Home Runs (3,150)
140.....	Votto, Joey
135.....	Bruce, Jay
126.....	Dunn, Adam
113.....	Phillips, Brandon
68.....	Griffey, Ken Jr.
63.....	Frazier, Todd
43.....	Encarnacion, Edwin
39.....	Cozart, Zack
35.....	Stubbs, Drew
35.....	Suarez, Eugenio
31.....	Duvall, Adam
31.....	Ludwick, Ryan
29.....	Gomes, Jonny
29.....	Kearns, Austin
29.....	Mesoraco, Devin
29.....	Rolen, Scott
29.....	Ross, David
28.....	LaRue, Jason
27.....	Aurilia, Rich
27.....	Heisey, Chris
25.....	Braun, Ryan
25.....	Lopez, Felipe
25.....	Pena, Wily Mo
23.....	Berkman, Lance
22.....	Casey, Sean
21.....	Gennett, Scooter
20.....	Pujols, Albert

By 111 Reds	Home Runs (1,515)
140.....	Votto, Joey
135.....	Bruce, Jay
124.....	Dunn, Adam
113.....	Phillips, Brandon
68.....	Griffey, Ken Jr.
63.....	Frazier, Todd
39.....	Cozart, Zack
38.....	Encarnacion, Edwin
35.....	Stubbs, Drew
35.....	Suarez, Eugenio
31.....	Duvall, Adam
29.....	Gomes, Jonny
29.....	Mesoraco, Devin
28.....	Kearns, Austin
27.....	Heisey, Chris
26.....	LaRue, Jason
26.....	Ross, David
25.....	Pena, Wily Mo

By 600 Opponents	Home Runs (1,635)
25.....	Braun, Ryan
23.....	Berkman, Lance
20.....	Pujols, Albert
19.....	McCutchen, Andrew
18.....	Ramirez, Aramis
16.....	Rizzo, Anthony

HOME RUNS BY PARK, 2017

Oriole Park at Camden Yards.....	262
Great American Ball Park.....	244
Yankee Stadium.....	243
Globe Life Park in Arlington.....	239
Target Field.....	232
Citizens Bank Park.....	231
Guaranteed Rate Field.....	230
Oakland Coliseum.....	228
Comerica Park.....	217
Miller Park.....	217
Chase Field.....	215
Minute Maid Park.....	212
Safeco Field.....	210
Wrigley Field.....	209
Coors Field.....	208
Nationals Park.....	206
Rogers Centre.....	204
Dodger Stadium.....	203
Angel Stadium of Anaheim.....	202
Citi Field.....	201
Tropicana Field.....	198
Progressive Field.....	185
PETCO Park.....	182
Kauffman Stadium.....	174
SunTrust Park.....	174
Busch Stadium.....	174
Marlins Park.....	169
Fenway Park.....	164
PNC Park.....	152
AT&T Park.....	118
BB&T Ballpark.....	2

Lists courtesy Elias Sports Bureau

HOME RUNS BY PARK, 2003-2017

Great American Ball Park.....	3,150
Guaranteed Rate Field.....	3,059
Camden Yards.....	3,035
Globe Life Park in Arlington.....	2,980
Coors Field.....	2,913
Rogers Centre.....	2,899
Miller Park.....	2,886
Citizens Bank Park.....	2,710
Chase Field.....	2,679
Minute Maid Park.....	2,651
Wrigley Field.....	2,620

HOMERLESS GAMES

There have been only **104 homerless games** in the 15-year, 1,215-game history of **Great American Ball Park**, including a single-season record **14** in **2014**...only 4 times in the ballpark's history were there streaks of at least 2 straight games without a home run by either team: **8/6-8/7, 2005 vs Fla (2g); 4/5-4/6, 2011 vs Hou (2g), 9/12/12 vs Pit & 9/21/12 vs LAD (2g); and 7/25-7/27, 2014 vs Wsh (3g).**

Home Runs by Year

Year	By Reds	By Opp	Total
2003.....	97	118	215
2004.....	92	128	220
2005.....	126	120	246
2006.....	124	117	241
2007.....	117	114	231
2008.....	103	111	214
2009.....	94	93	187
2010.....	102	82	184
2011.....	105	104	209
2012.....	103	96	199
2013.....	82	102	184
2014.....	77	88	165
2015.....	88	95	183
2016.....	88	140	228
2017.....	117	127	244
Totals	1,515	1,635	3,150

Longest Home Runs At GABP

ADunn.....	535	8/10/04 (Lima)
JFrancisco.....	502	9/12/11 (RLopez)
WMPena.....	498	4/17/05 (Duckworth)
Abercrombie.....	493	4/19/06 (Gosling)
ASoriano.....	492	5/9/06 (Shackelford)

Home Run Distances At GABP

Top left power stack.....	423 feet
Top right power stack.....	416 feet
Middle of words Pilot House.....	427 feet
Middle of words Cincinnati Bell.....	435 feet
Bottom of LF main scoreboard.....	435 feet
Center of RF scoreboard.....	434 feet
Front tire of Toyota truck.....	500 feet

GABP Single-Game Homer Hits

10, 4/14/14 vs Pit.....	Pit 6, Cin 4
9, 5/27/12 vs Col.....	Col 5, Cin 4
8, 6/29/17 vs Mil.....	Mil 6, Cin 2
8, 8/13/11 vs SD.....	Cin 7, SD 1
8, 9/23/05 vs Phi.....	Cin 4, Phi 4
8, 8/13/04 vs SD.....	SD 5, Cin 3

GABP Single-Game Team HR Records

Reds.....	7 (3x)
	8/13/11 vs SD
(Cairo 2, Hanigan 2, Votto, Frazier, Bruce)	9/19/08 vs Mil
	5/7/08 vs ChiN
Opponent.....	7
	8/22/16 vs LAD
(Gonzalez 3, Seager, Toles, Segedin, Grandal)	

Homers At GABP By AL Pitchers (3)

Chi's Jon Garland.....	6/18/06 (Yan)
Cle's CC Sabathia.....	5/21/05 (Ramirez)
Tex' Yu Darvish.....	8/24/16 (Adleman)

Inside-The-Park HR At GABP (4)

Eric Young, Phil.....	5/1/03 (JAustin)
Chase Utley, Phi.....	9/25/05 (Keisler)
Drew Stubbs.....	6/17/11 vs Tor (Reyes)
Chris Heisey.....	8/3/12 vs Pit (Rodriguez)

YEAR-BY-YEAR TEAM PITCHING STATISTICS - SINCE 1900

Year	ERA	R	ER	CG	SHO	SV	BB	SO	Year	ERA	R	ER	CG	SHO	SV	BB	SO
1900	3.83	745	542	118	9	1	404	399	1964	3.07	#566	500	54	14	35	436	#1122
1901	4.17	818	586	126	4	0	365	542	1965	3.88	704	628	43	9	34	587	#1113
1902	2.67	566	368	130	9	1	352	430	1966	4.08	702	651	28	10	35	490	1043
1903	3.07	656	420	#126	11	1	378	480	1967	3.05	563	497	34	#18	39	498	#1065
1904	2.34	547	362	142	12	2	343	502	1968	^3.56	673	590	24	16	#38	573	963
1905	3.01	698	457	119	10	2	439	547	1969	4.11	768	669	23	11	#44	611	818
1906	2.69	582	409	126	12	5	470	567	1970	3.69	681	592	32	15	#60	592	843
1907	2.41	519	362	118	10	2	444	481	1971	3.35	581	537	27	11	38	501	750
1908	2.37	544	365	110	17	8	415	433	1972	3.21	557	504	25	15	#60	435	806
1909	2.52	599	345	91	10	8	510	477	1973	3.40	621	556	39	#17	43	518	801
1910	3.08	684	475	86	16	11	528	497	1974	3.41	631	556	34	11	#27	536	875
1911	3.26	706	516	77	4	12	476	557	1975	3.37	586	546	22	8	#50	487	663
1912	3.42	722	524	86	13	10	452	561	1976	3.51	633	574	33	12	#45	491	790
1913	3.46	717	531	71	10	10	456	522	1977	4.21	725	672	33	12	32	544	868
1914	2.94	651	453	74	15	#15	489	607	1978	3.81	688	613	16	10	46	567	908
1915	2.84	585	452	80	19	12	497	572	1979	3.58	644	573	27	10	40	485	773
1916	3.10	617	485	86	7	6	461	569	1980	3.85	670	624	30	12	37	506	833
1917	2.70	611	419	94	12	6	402	488	1981	3.73	440	400	25	14	20	393	593
1918	3.00	496	381	84	14	6	381	321	1982	3.66	661	594	22	7	31	570	998
1919	2.23	#401	316	89	#23	9	298	407	1983	3.98	710	637	34	5	29	627	934
1920	2.90	569	448	90	12	9	393	435	1984	4.16	747	675	25	6	25	578	946
1921	3.46	649	524	83	7	9	305	408	1985	3.71	666	598	24	11	45	535	910
1922	3.53	677	543	#88	8	3	#326	357	1986	3.91	732	638	14	8	45	524	924
1923	#3.21	#629	496	88	11	9	#359	450	1987	4.24	752	684	7	6	44	485	919
1924	#3.12	#579	478	77	14	9	#293	451	1988	3.35	596	542	24	13	43	504	934
1925	#3.38	#643	517	#92	#11	12	#324	437	1989	3.73	691	607	16	9	37	559	981
1926	3.42	651	535	88	#14	8	#324	424	1990	3.39	#597	548	14	12	#50	543	1029
1927	3.54	653	538	87	12	12	#316	407	1991	3.83	691	613	7	11	43	560	997
1928	3.94	686	600	68	11	11	410	355	1992	3.46	609	557	9	11	#55	470	#1060
1929	4.41	760	671	75	5	8	413	347	1993	4.51	785	719	11	8	37	508	996
1930	5.08	857	754	61	6	11	#394	361	1994	3.78	#609	436	6	6	27	339	799
1931	4.22	742	631	70	7	6	399	317	1995	4.03	623	578	8	10	38	424	903
1932	3.79	715	587	#83	6	6	#276	359	1996	4.32	773	692	6	8	#52	591	1089
1933	3.42	643	514	74	13	8	#257	310	1997	4.41	764	710	5	8	#49	558	1159
1934	4.37	801	654	51	3	19	389	438	1998	4.44	760	711	6	8	42	573	1098
1935	4.30	772	648	59	9	13	438	500	1999	3.98	711	647	6	#11	#55	636	1081
1936	4.22	760	641	50	6	23	418	459	2000	4.33	765	700	8	7	42	659	1015
1937	3.94	707	595	64	10	#18	533	581	2001	4.77	850	765	2	2	35	515	943
1938	3.62	634	548	72	11	16	463	542	2002	4.27	774	690	2	8	42	550	980
1939	#3.27	#595	510	#86	13	9	499	#637	2003	5.09	886	818	4	5	38	590	932
1940	#3.05	#528	477	#91	10	11	445	557	2004	5.21	907	836	5	2	47	572	992
1941	3.17	#564	488	#89	#19	10	510	627	2005	^5.15	#889	#820	^2	^1	^31	492	955
1942	2.82	545	442	#80	12	8	526	616	2006	4.51	801	725	#9	10	36	^464	1053
1943	3.13	543	488	78	18	17	579	498	2007	4.94	853	#796	6	7	34	482	1068
1944	2.97	537	461	#93	17	12	#390	369	2008	4.55	800	729	2	6	34	557	1227
1945	4.00	694	607	77	11	6	534	372	2009	4.18	723	677	6	12	41	577	1069
1946	3.08	570	484	69	17	11	#467	506	2010	4.01	685	648	4	9	43	524	1130
1947	4.41	755	669	54	13	13	589	633	2011	4.16	720	678	4	5	39	539	1112
1948	4.47	752	667	40	8	20	572	599	2012	3.34	^588	540	#9	12	#56	427	1248
1949	4.34	770	676	55	10	6	640	538	2013	3.38	589	554	5	2	43	435	#1296
1950	4.32	734	652	67	7	13	582	686	2014	3.59	612	576	5	3	44	507	1290
1951	3.70	667	572	55	14	#23	490	584	2015	4.33	754	700	2	8	35	544	1252
1952	4.01	659	607	56	11	12	517	579	2016	4.91	854	786	2	8	28	#636	1241
1953	4.64	788	704	47	7	15	488	506	2017	^5.17	#869	#821	2	8	33	#631	1300
1954	4.50	763	684	34	8	27	547	537									
1955	3.95	684	598	38	#12	22	#443	576									
1956	3.85	658	594	47	4	29	458	653									
1957	4.62	781	716	40	5	#29	429	707									
1958	3.73	621	574	50	7	20	#419	705									
1959	4.31	738	650	44	7	#26	456	690									
1960	4.00	692	618	33	8	#35	442	740									
1961	3.78	#653	575	46	#12	#40	500	829									
1962	3.75	685	609	51	13	35	567	964									
1963	3.29	594	526	55	22	#36	425	1048									

Led National League, ^ Last in NL, ^^ Fewest in NL

REDS' YEARLY INDIVIDUAL PITCHING LEADERS

* Red indicates led league

Games

1900	Scott.....	42	1930	Frey.....	44	1960	Brosnan.....	57	1990	Dibble.....	68
1901	Hahn.....	42	1931	Johnson.....	42	1961	Brosnan.....	53	1991	Power.....	68
1902	Hahn.....	36	1932	Johnson.....	42	1962	Brosnan.....	48	1992	Charlton.....	64
1903	Hahn.....	34	1933	Frey.....	37	1963	Worthington.....	50	1993	Reardon.....	58
1904	Hahn,Harper.....	35	1934	Derringer.....	47	1964	Ellis.....	52	1994	McElroy.....	52
1905	Overall.....	42	1935	Derringer.....	45	1965	McCool.....	62	1995	Carrasco.....	64
1906	Weimer.....	41	1936	Derringer.....	*51	1966	Nottebart.....	59	1996	Shaw.....	78
1907	Ewing.....	41	1937	Grissom.....	50	1967	Abernathy.....	*70	1997	Belinda.....	84
1908	Ewing.....	37	1938	Derringer.....	41	1968	Abernathy.....	*78	1998	White.....	69
1909	Gaspar.....	44	1939	Moore,Thompson.....	42	1969	Granger.....	*90	1999	Sullivan.....	79
1910	Gaspar.....	48	1940	Derringer,Beggs.....	37	1970	Granger.....	67	2000	Sullivan.....	79
1911	Gaspar.....	44	1941	Walters,Beggs.....	37	1971	Granger.....	*70	2001	Sullivan.....	79
1912	Benton.....	*50	1942	Beggs.....	38	1972	Carroll.....	*65	2002	Sullivan.....	71
1913	Johnson.....	44	1943	Shoun.....	45	1973	Borbon.....	80	2003	Reitsma, Heredia.....	57
1914	Ames.....	47	1944	Shoun.....	38	1974	Borbon.....	73	2004	Riedling.....	70
1915	Dale.....	49	1945	Fox.....	45	1975	McEnaney.....	70	2005	Mercker.....	78
1916	Schneider,Schulz.....	44	1946	Gumbert.....	36	1976	Eastwick.....	71	2006	Coffey.....	81
1917	Schneider.....	46	1947	Gumbert.....	46	1977	Borbon.....	73	2007	Weathers.....	70
1918	Eller.....	37	1948	Gumbert.....	*61	1978	Bair.....	70	2008	Afeldt.....	74
1919	Eller.....	38	1949	Raffensberger.....	41	1979	Bair.....	65	2009	Masset.....	74
1920	Ring.....	42	1950	Wehmeier.....	41	1980	Hume.....	78	2010	Masset.....	82
1921	Luque.....	41	1951	FSmith.....	50	1981	Hume.....	51	2011	Bray.....	79
1922	Couch.....	43	1952	FSmith.....	53	1982	Price.....	59	2012	Marshall.....	73
1923	Rixey,Donohue.....	42	1953	FSmith.....	50	1983	Scherer.....	73	2013	Hoover.....	69
1924	Sheehan.....	39	1954	FSmith.....	50	1984	Power.....	*78	2014	LeCure.....	62
1925	Donohue.....	*42	1955	Freeman.....	52	1985	Franco.....	67	2015	Badenhop.....	68
1926	Donohue.....	47	1956	Freeman.....	64	1986	Franco.....	74	2016	Wood.....	70
1927	May.....	44	1957	Freeman.....	52	1987	Murphy.....	87	2017	Lorenzen.....	70
1928	Kolp.....	44	1958	Jeffcoat.....	49	1988	Murphy.....	*76			
1929	May.....	41	1959	Pena.....	46	1989	Dibble.....	74			

Games Started

1900	Hahn.....	37	1930	Lucas,Frey.....	28	1960	Purkey,Hook.....	33	1990	Browning.....	*35
1901	Hahn.....	42	1931	Johnson.....	31	1961	O'Toole.....	35	1991	Browning.....	36
1902	Hahn.....	36	1932	Lucas.....	31	1962	Purkey,Jay.....	37	1992	Belcher.....	34
1903	Hahn.....	34	1933	Derringer.....	31	1963	Maloney.....	33	1993	Rijo.....	*36
1904	Harper.....	35	1934	Derringer,Johnson.....	31	1964	Maloney.....	31	1994	Rijo.....	*26
1905	Overall.....	39	1935	Derringer.....	33	1965	Ellis.....	39	1995	Schourek.....	29
1906	Weimer.....	39	1936	Derringer.....	*37	1966	Ellis.....	36	1996	Smiley.....	34
1907	Ewing.....	37	1937	Grissom.....	30	1967	Pappas,Nolan.....	32	1997	Morgan.....	30
1908	Ewing.....	32	1938	Derringer.....	37	1968	Culver.....	35	1998	Tomko.....	34
1909	Fromme.....	34	1939	Walters.....	*36	1969	Merritt.....	35	1999	Harnisch.....	33
1910	Gaspar.....	31	1940	Derringer.....	*37	1970	Nolan.....	37	2000	Parris.....	33
1911	Gaspar.....	32	1941	Walters.....	35	1971	Nolan.....	35	2001	Dessens.....	34
1912	Benton.....	*39	1942	Vander Meer,Starr.....	33	1972	Billingham.....	31	2002	Haynes.....	34
1913	Johnson.....	31	1943	Vander Meer.....	*36	1973	Billingham.....	*40	2003	Wilson.....	28
1914	Ames.....	36	1944	Walters.....	32	1974	3 pitchers tied.....	35	2004	Wilson.....	29
1915	Dale,Schneider.....	35	1945	Heusser.....	35	1975	Nolan,Billingham.....	32	2005	Milton.....	34
1916	Toney.....	38	1946	VndrMeer,Blickwell.....	25	1976	Nolan.....	34	2006	Arroyo,Harang.....	*35
1917	Toney,Schneider.....	42	1947	Blackwell.....	33	1977	Nolan.....	34	2007	Arroyo,Harang.....	34
1918	Schneider.....	30	1948	Vander Meer.....	33	1978	Seaver.....	36	2008	Arroyo.....	*34
1919	Eller.....	30	1949	Raffensberger.....	*38	1979	Seaver,LaCoss.....	32	2009	Arroyo.....	*33
1920	Ring,Ruether.....	33	1950	Raffensberger.....	35	1980	LaCoss.....	29	2010	Arroyo.....	33
1921	Rixey,Luque.....	36	1951	Raffensberger.....	33	1981	Soto.....	*25	2011	Arroyo.....	32
1922	Rixey.....	*38	1952	Raffensberger.....	33	1982	Soto,Berenyi.....	34	2012	Bailey,Cueto,Latos.....	*33
1923	Luque,Rixey.....	37	1953	Raffensberger.....	26	1983	Soto.....	34	2013	Arroyo,Bailey,Latos.....	32
1924	Donohue.....	32	1954	Fowler.....	29	1984	Soto.....	33	2014	Cueto.....	*34
1925	Donohue.....	*38	1955	Nuxhall.....	33	1985	Browning.....	38	2015	DeSclafani.....	31
1926	Donohue.....	*38	1956	Nuxhall.....	32	1986	Browning.....	*39	2016	Straily,Finnegan.....	31
1927	Rixey.....	29	1957	Lawrence.....	32	1987	Power.....	34	2017	Feldman.....	21
1928	Rixey.....	*37	1958	Purkey.....	34	1988	Browning.....	*36			
1929	Lucas.....	32	1959	Purkey.....	33	1989	Browning.....	*37			

Complete Games

1900 Scott.....	31	1930 Lucas.....	18	1960 Purkey.....	11	1990 Rijo.....	7
1901 Hahn.....	*41	1931 Lucas.....	*24	1961 Jay.....	14	1991 Rijo.....	3
1902 Hahn.....	35	1932 Lucas.....	*28	1962 Purkey.....	18	1992 Swindell.....	5
1903 Hahn.....	34	1933 Lucas.....	21	1963 Nuxhall.....	14	1993 Belcher.....	4
1904 Hahn.....	33	1934 Derringer.....	18	1964 Maloney.....	11	1994 Browning,Rijo.....	2
1905 Overall.....	32	1935 Derringer.....	20	1965 Ellis.....	15	1995 Wells.....	3
1906 Weimer.....	31	1936 Derringer.....	13	1966 Maloney.....	10	1996 Smiley,Jarvis.....	2
1907 Ewing.....	32	1937 Grissom.....	14	1967 Nolan,Ellis.....	8	1997 Remlinger,Burba.....	2
1908 Ewing.....	23	1938 Derringer.....	*26	1968 Maloney.....	8	1998 Harnisch.....	2
1909 Fromme.....	22	1939 Walters.....	*31	1969 Merritt.....	8	1999 Harnisch,Parris.....	2
1910 Suggs.....	23	1940 Walters.....	*29	1970 Merritt.....	12	2000 Harnisch.....	3
1911 Suggs.....	17	1941 Walters.....	*27	1971 Nolan.....	9	2001 Davis,Dessens.....	1
1912 Suggs.....	25	1942 VndrMeer,Walters.....	21	1972 Billingham.....	8	2002 Reitsma,Dempster.....	1
1913 Johnson.....	13	1943 VndrMeer,Walters.....	21	1973 Billingham.....	16	2003 Graves.....	2
1914 Ames.....	18	1944 Walters.....	27	1974 Gullett.....	10	2004 Lidle.....	3
1915 Dale.....	20	1945 Heusser.....	18	1975 Gullett.....	8	2005 Harang, Ortiz.....	1
1916 Toney.....	21	1946 Beggs.....	14	1976 Norman.....	8	2006 Harang.....	*6
1917 Toney.....	31	1947 Blackwell.....	*23	1977 Seaver.....	14	2007 Harang, Lohse.....	2
1918 Schneider.....	17	1948 Vander Meer.....	14	1978 Seaver.....	8	2008 Arroyo, Harang.....	1
1919 Sallee.....	22	1949 Raffensberger.....	20	1979 Seaver.....	9	2009 Arroyo.....	3
1920 Ruether.....	23	1950 Bickwil,Raffnsbrgr.....	18	1980 Pastore.....	9	2010 Arroyo.....	2
1921 Luque.....	25	1951 Raffensberger.....	14	1981 Soto.....	10	2011 Cueto.....	2
1922 Rixey.....	26	1952 Raffensberger.....	18	1982 Soto.....	13	2012 4 pitchers.....	2
1923 Luque.....	28	1953 Baczewski.....	10	1983 Soto.....	*18	2013 Bailey, Arroyo.....	2
1924 Donohue.....	16	1954 Fowler.....	8	1984 Soto.....	*13	2014 Cueto.....	4
1925 Donohue.....	*27	1955 Nuxhall.....	14	1985 Soto.....	9	2015 Cueto, Leake.....	1
1926 Mays.....	*24	1956 Klippstn,Lawrnce.....	11	1986 Gullickson.....	6	2016 DeSclafani, Finnegan..	1
1927 Lucas.....	19	1957 Lawrence.....	12	1987 Gullickson.....	3	2017 Bonilla, Feldman.....	1
1928 Rixey.....	17	1958 Purkey.....	17	1988 Jackson.....	*15		
1929 Lucas.....	*28	1959 Newcombe.....	17	1989 Browning.....	9		

Earned Run Average

1900 Hahn.....	3.27	1930 Kolp.....	4.22	1960 Purkey.....	3.60	1990 Rijo.....	2.70
1901 Hahn.....	2.71	1931 Benton.....	3.35	1961 O'Toole.....	3.10	1991 Rijo.....	2.51
1902 Hahn.....	1.77	1932 Lucas.....	2.94	1962 Purkey.....	2.81	1992 Rijo.....	2.56
1903 Hahn.....	2.52	1933 Derringer.....	3.23	1963 Nuxhall.....	2.61	1993 Rijo.....	2.48
1904 Hahn.....	2.05	1934 Frey.....	3.52	1964 O'Toole.....	2.66	1994 Rijo.....	3.08
1905 Ewing.....	2.51	1935 Derringer.....	3.51	1965 Maloney.....	2.54	1995 Schourek.....	3.22
1906 Weimer.....	2.22	1936 Schott.....	3.80	1966 Maloney.....	2.80	1996 Smiley.....	3.64
1907 Ewing.....	1.73	1937 Schott.....	2.98	1967 Nolan.....	2.58	1997 Morgan.....	4.78
1908 Coakley.....	1.86	1938 Derringer.....	2.93	1968 Culver.....	3.22	1998 Harnisch.....	3.14
1909 Fromme.....	1.90	1939 Walters.....	*2.29	1969 Maloney.....	2.77	1999 Harnisch.....	3.68
1910 Suggs.....	2.40	1940 Walters.....	*2.48	1970 Simpson.....	3.02	2000 Parris.....	4.81
1911 Keefe.....	2.69	1941 Riddle.....	*2.24	1971 Gullett.....	2.65	2001 Brower.....	4.48
1912 Fromme.....	2.74	1942 Vander Meer.....	2.43	1972 Nolan.....	1.99	2002 Dessens.....	3.03
1913 Ames.....	2.88	1943 Riddle.....	2.63	1973 Billingham.....	3.04	2003 Wilson.....	4.64
1914 Douglas.....	2.56	1944 Heusser.....	*2.38	1974 Gullett.....	3.04	2004 Wilson.....	4.36
1915 Toney.....	1.58	1945 Walters.....	2.68	1975 Nolan.....	3.16	2005 Harang.....	3.83
1916 Toney.....	2.28	1946 Beggs.....	2.32	1976 Zachry.....	2.74	2006 Arroyo.....	3.29
1917 Schneider.....	2.10	1947 Blackwell.....	2.47	1977 Seaver.....	2.34	2007 Harang.....	3.73
1918 Eller.....	2.36	1948 Vander Meer.....	3.41	1978 Seaver.....	2.88	2008 Volquez.....	3.21
1919 Ruether.....	1.81	1949 Rafensberger.....	3.39	1979 Hume.....	2.76	2009 Arroyo.....	3.84
1920 Ruether.....	2.47	1950 Blackwell.....	2.97	1980 Soto.....	3.07	2010 Cueto.....	3.64
1921 Rixey.....	2.78	1951 Bickwl,Rfnsbrgr.....	3.44	1981 Seaver.....	2.54	2011 Leake.....	3.86
1922 Donohue.....	3.12	1952 Rafensberger.....	2.81	1982 Soto.....	2.79	2012 Cueto.....	2.78
1923 Luque.....	*1.93	1953 Baczewski.....	3.45	1983 Soto.....	2.70	2013 Latos.....	3.16
1924 Rixey.....	2.76	1954 Fowler.....	3.83	1984 Soto.....	3.53	2014 Cueto.....	2.25
1925 Luque.....	*2.63	1955 Nuxhall.....	3.47	1985 Browning.....	3.55	2015 DeSclafani.....	4.05
1926 Mays.....	3.14	1956 Nuxhall.....	3.72	1986 Gullickson.....	3.38	2016 DeSclafani.....	3.28
1927 Luque.....	3.19	1957 Lawrence.....	3.52	1987 Power.....	4.50	2017 Castillo.....	3.12
1928 Kolp.....	3.19	1958 Haddix.....	3.52	1988 Rijo.....	2.39		
1929 Lucas.....	3.60	1959 Newcombe.....	3.16	1989 Browning.....	3.39		

Wins

1900 Scott.....	17	1930 Lucas.....	14	1960 Purkey.....	17	1990 Browning.....	15
1901 Hahn.....	22	1931 Lucas.....	14	1961 Jay.....	*21	1991 Rijo.....	15
1902 Hahn.....	23	1932 Johnson, Lucas.....	13	1962 Purkey.....	23	1992 Belcher, Rijo.....	15
1903 Hahn.....	22	1933 Lucas, Benton.....	10	1963 Maloney.....	23	1993 Rijo.....	14
1904 Harper.....	23	1934 Derringer.....	15	1964 O'Toole.....	27	1994 Smiley.....	11
1905 Ewing.....	20	1935 Derringer.....	22	1965 Ellis.....	22	1995 Schourek.....	18
1906 Weimer.....	20	1936 Derringer.....	19	1966 Maloney.....	16	1996 Smiley.....	13
1907 Ewing, Coakley.....	17	1937 Grissom.....	12	1967 Pappas.....	16	1997 Burba, Tomko.....	11
1908 Ewing, Spade.....	17	1938 Derringer.....	21	1968 Maloney.....	16	1998 Harnisch.....	14
1909 Fromme, Gaspar.....	19	1939 Walters.....	*27	1969 Merritt.....	17	1999 Harnisch.....	16
1910 Suggs.....	20	1940 Walters.....	*22	1970 Merritt.....	20	2000 Parris.....	12
1911 Suggs.....	15	1941 Riddle, Walters.....	19	1971 Gullett.....	16	2001 Dessens.....	10
1912 Suggs.....	19	1942 Vander Meer.....	18	1972 Nolan.....	15	2002 Haynes.....	15
1913 Johnson.....	14	1943 Riddle.....	*21	1973 Billingham.....	19	2003 Reitsma.....	9
1914 Benton.....	16	1944 Walters.....	*23	1974 Billingham.....	19	2004 Wilson.....	11
1915 Dale.....	18	1945 Bowman, Heusser.....	11	1975 3 pitchers tied.....	15	2005 Harang.....	11
1916 Toney.....	14	1946 Beggs.....	12	1976 Nolan.....	15	2006 Harang.....	*16
1917 Toney.....	24	1947 Blackwell.....	*22	1977 Seaver, Norman.....	14	2007 Harang.....	16
1918 Eller.....	16	1948 Vander Meer.....	17	1978 Seaver.....	16	2008 Volquez.....	17
1919 Sallee.....	21	1949 Raffensberger.....	18	1979 Seaver.....	16	2009 Arroyo.....	15
1920 Ring.....	17	1950 Blackwell.....	17	1980 Pastore.....	13	2010 Arroyo.....	17
1921 Rixey.....	19	1951 Bickwl, Raffnsbrgr.....	16	1981 Seaver.....	*14	2011 Leake.....	12
1922 Rixey.....	*25	1952 Raffensberger.....	17	1982 Soto.....	14	2012 Cueto.....	19
1923 Luque.....	*27	1953 Perkowski.....	12	1983 Soto.....	17	2013 Latos, Leake, Arroyo.....	14
1924 Mays.....	20	1954 3 pitchers tied.....	12	1984 Soto.....	18	2014 Cueto.....	20
1925 Rixey, Donohue.....	21	1955 Nuxhall.....	17	1985 Browning.....	20	2015 DeSclafani, Leake.....	9
1926 Donohue.....	*20	1956 Lawrence.....	19	1986 Gullickson.....	15	2016 Straily.....	14
1927 Lucas.....	18	1957 Lawrence.....	16	1987 3 pitchers tied.....	10	2017 Lorenzen.....	8
1928 Rixey.....	19	1958 Purkey.....	17	1988 Jackson.....	*23		
1929 Lucas.....	19	1959 Nwcombe, Purkey.....	13	1989 Browning.....	15		

Innings Pitched

1900 Scott.....	315.0	1930 Frey.....	245.0	1960 Purkey.....	252.2	1990 Browning.....	227.2
1901 Hahn.....	*375.1	1931 Johnson.....	262.1	1961 O'Toole.....	252.2	1991 Browning.....	230.1
1902 Hahn.....	321.0	1932 Lucas.....	269.1	1962 Purkey.....	288.1	1992 Belcher.....	227.2
1903 Hahn.....	296.0	1933 Derringer.....	231.0	1963 Maloney.....	250.1	1993 Rijo.....	257.1
1904 Hahn.....	297.2	1934 Derringer.....	261.0	1964 O'Toole.....	220.0	1994 Rijo.....	172.1
1905 Overall.....	318.0	1935 Derringer.....	276.2	1965 Ellis.....	263.2	1995 Schourek.....	190.1
1906 Weimer.....	304.2	1936 Derringer.....	282.1	1966 Maloney.....	224.2	1996 Smiley.....	217.1
1907 Ewing.....	332.2	1937 Grissom.....	223.2	1967 Nolan.....	226.2	1997 Morgan.....	162.0
1908 Ewing.....	293.2	1938 Derringer.....	*307.0	1968 Culver.....	226.1	1998 Tomko.....	210.2
1909 Fromme.....	279.1	1939 Walters.....	*319.0	1969 Merritt.....	251.0	1999 Harnisch.....	198.1
1910 Gaspar.....	275.0	1940 Walters.....	*305.0	1970 Nolan.....	250.2	2000 Parris.....	192.2
1911 Suggs.....	260.2	1941 Walters.....	*302.0	1971 Nolan.....	244.2	2001 Dessens.....	205.0
1912 Suggs.....	303.0	1942 Starr.....	276.2	1972 Billingham.....	217.2	2002 Haynes.....	196.2
1913 Johnson.....	269.0	1943 Vander Meer.....	289.0	1973 Billingham.....	293.0	2003 Graves.....	169.0
1914 Ames.....	297.0	1944 Walters.....	285.0	1974 Gullett.....	243.0	2004 Wilson.....	183.2
1915 Dale.....	296.2	1945 Heusser.....	223.0	1975 Nolan.....	210.2	2005 Harang.....	211.2
1916 Toney.....	300.0	1946 Vander Meer.....	204.1	1976 Nolan.....	239.1	2006 Arroyo.....	*240.2
1917 Toney.....	339.2	1947 Blackwell.....	273.0	1977 Norman.....	221.1	2007 Harang.....	231.2
1918 Eller.....	217.2	1948 Vander Meer.....	232.0	1978 Seaver.....	259.2	2008 Arroyo.....	200.0
1919 Eller.....	248.1	1949 Rafensberger.....	284.0	1979 Seaver.....	215.0	2009 Arroyo.....	220.1
1920 Ring.....	266.2	1950 Blackwell.....	261.0	1980 Soto.....	190.1	2010 Arroyo.....	215.2
1921 Luque.....	304.0	1951 Rafensberger.....	248.2	1981 Soto.....	175.0	2011 Arroyo.....	199.0
1922 Rixey.....	*313.1	1952 Rafensberger.....	247.0	1982 Soto.....	257.2	2012 Cueto.....	217.0
1923 Luque.....	322.0	1953 Perkowski.....	193.0	1983 Soto.....	273.2	2013 Latos.....	210.2
1924 Rixey.....	238.1	1954 Fowler.....	227.2	1984 Soto.....	237.1	2014 Cueto.....	*243.2
1925 Donohue.....	*301.0	1955 Nuxhall.....	257.0	1985 Browning.....	261.1	2015 DeSclafani.....	184.2
1926 Donohue.....	*285.2	1956 Lawrence.....	218.2	1986 Gullickson.....	244.2	2016 Straily.....	191.1
1927 Lucas.....	239.2	1957 Lawrence.....	250.1	1987 Power.....	204.0	2017 Adleman.....	122.1
1928 Rixey.....	291.1	1958 Purkey.....	250.0	1988 Jackson.....	260.2		
1929 Lucas.....	270.0	1959 Newcombe.....	222.0	1989 Browning.....	249.2		

Saves

1900 Scott.....	1	1930 Campbell.....	4	1960 Henry.....	17	1990 Myers.....	31
1901 None.....		1931 Benton,Frey.....	2	1961 Brosnan, Henry.....	16	1991 Dibble.....	31
1902 Thielman.....	1	1932 Johnson,Benton.....	2	1962 Brosnan.....	13	1992 Charlton.....	26
1903 Ewing.....	1	1933 Kolp.....	3	1963 Henry.....	14	1993 Dibble.....	19
1904 Keilum.....	2	1934 Derringer.....	4	1964 Ellis.....	14	1994 Brantley.....	15
1905 Harper, Johns.....	1	1935 Brennan.....	5	1965 McCool.....	21	1995 Brantley.....	28
1906 Check.....	3	1936 Brennan.....	9	1966 McCool.....	18	1996 Brantley.....	*44
1907 Coakley, Smith.....	1	1937 Grissom.....	6	1967 Abernathy.....	*28	1997 Shaw.....	*42
1908 Ewing.....	3	1938 Cascarella.....	4	1968 Carroll.....	17	1998 Shaw.....	23
1909 3 pitchers tied.....	2	1939 Moore.....	3	1969 Granger.....	27	1999 Graves.....	27
1910 Gaspar.....	7	1940 Beggs.....	*7	1970 Granger.....	*35	2000 Graves.....	30
1911 Gaspar.....	4	1941 Beggs.....	5	1971 Carroll.....	15	2001 Graves.....	32
1912 Suggs.....	3	1942 Beggs.....	8	1972 Carroll.....	*37	2002 Graves.....	32
1913 Brown.....	6	1943 Shoun.....	7	1973 Borbon, Carroll.....	14	2003 Williamson.....	21
1914 Ames.....	*6	1944 Carter.....	3	1974 Borbon.....	14	2004 Graves.....	41
1915 Benton.....	4	1945 6 pitchers tied.....	1	1975 Eastwick.....	*22	2005 Weathers.....	15
1916 Schultz.....	2	1946 Gumbert.....	4	1976 Eastwick.....	*26	2006 Weathers.....	12
1917 Ring.....	2	1947 Gumbert.....	10	1977 Borbon.....	18	2007 Weathers.....	33
1918 Toney, Regan.....	2	1948 Gumbert.....	*17	1978 Bair.....	28	2008 Cordero.....	34
1919 Ring, Luque.....	3	1949 Gumbert.....	2	1979 Hume.....	17	2009 Cordero.....	39
1920 Ruether.....	3	1950 Bickl, Wehmeier.....	4	1980 Hume.....	25	2010 Cordero.....	40
1921 Luque.....	3	1951 FSmith.....	11	1981 Hume.....	13	2011 Cordero.....	37
1922 3 pitchers tied.....	1	1952 FSmith.....	7	1982 Hume.....	17	2012 Chapman.....	38
1923 Donohue.....	3	1953 Collum.....	3	1983 Scherrer.....	10	2013 Chapman.....	38
1924 May.....	*6	1954 FSmith.....	20	1984 Power.....	11	2014 Chapman.....	36
1925 4 pitchers tied.....	2	1955 Freeman.....	11	1985 Power.....	27	2015 Chapman.....	33
1926 May.....	3	1956 Freeman.....	18	1986 Franco.....	29	2016 Cingrani.....	17
1927 Nehf.....	4	1957 Freeman.....	8	1987 Franco.....	32	2017 Iglesias.....	28
1928 Kolp.....	3	1958 Jeffcoat.....	9	1988 Franco.....	*39		
1929 May.....	3	1959 Lawrence.....	10	1989 Franco.....	32		

Strikeouts

1900 Hahn.....	*132	1930 Lucas.....	53	1960 O'Toole.....	124	1990 Rijo.....	152
1901 Hahn.....	*239	1931 Johnson.....	95	1961 O'Toole.....	178	1991 Rijo.....	172
1902 Hahn.....	142	1932 Johnson.....	94	1962 O'Toole.....	170	1992 Rijo.....	171
1903 Hahn.....	127	1933 Derringer.....	86	1963 Maloney.....	265	1993 Rijo.....	*227
1904 Harper.....	125	1934 Derringer.....	122	1964 Maloney.....	214	1994 Rijo.....	171
1905 Overall.....	173	1935 Derringer.....	120	1965 Maloney.....	244	1995 Schourek.....	160
1906 Ewing.....	145	1936 Derringer.....	121	1966 Maloney.....	216	1996 Smiley.....	171
1907 Ewing.....	147	1937 Grissom.....	149	1967 Nolan.....	206	1997 Remlinger.....	145
1908 Ewing.....	95	1938 Derringer.....	132	1968 Maloney.....	181	1998 Tomko.....	162
1909 Fromme.....	126	1939 Walters.....	*137	1969 Merritt.....	144	1999 Tomko.....	132
1910 Rowan.....	108	1940 Walters, Derringer.....	115	1970 Nolan.....	181	2000 Williamson.....	136
1911 Fromme.....	107	1941 Vander Meer.....	*202	1971 Nolan.....	146	2001 Dessens.....	128
1912 Benton.....	162	1942 Vander Meer.....	*186	1972 Billingham.....	137	2002 Haynes.....	126
1913 Johnson.....	107	1943 Vander Meer.....	*174	1973 Billingham.....	155	2003 Wilson.....	93
1914 Ames.....	128	1944 Walters.....	77	1974 Gullett.....	183	2004 Harang.....	125
1915 Toney, Schneider.....	108	1945 Bowman.....	71	1975 Norman.....	119	2005 Harang.....	161
1916 Toney.....	146	1946 Blackwell.....	100	1976 Zachry.....	143	2006 Harang.....	*216
1917 Schneider.....	138	1947 Blackwell.....	*193	1977 Norman.....	160	2007 Harang.....	218
1918 Eller.....	84	1948 Vander Meer.....	120	1978 Seaver.....	226	2008 Volquez.....	206
1919 Eller.....	137	1949 Raffensberger.....	103	1979 Seaver.....	131	2009 Harang.....	142
1920 Ruether.....	99	1950 Blackwell.....	188	1980 Soto.....	182	2010 Cueto.....	138
1921 Luque.....	102	1951 Blackwell.....	120	1981 Soto.....	151	2011 Leake.....	118
1922 Rixey.....	80	1952 Raffensberger.....	93	1982 Soto.....	274	2012 Latos.....	185
1923 Luque.....	151	1953 Podbielan.....	74	1983 Soto.....	242	2013 Bailey.....	199
1924 Luque.....	86	1954 Fowler.....	93	1984 Soto.....	185	2014 Cueto.....	*242
1925 Luque.....	140	1955 Nuxhall.....	98	1985 Soto.....	214	2015 DeSclafani.....	151
1926 May.....	103	1956 Nuxhall.....	120	1986 Browning.....	147	2016 Straily.....	162
1927 May.....	121	1957 Lawrence.....	121	1987 Power.....	133	2017 Adleman.....	108
1928 Luque.....	72	1958 Nuxhall.....	111	1988 Jackson.....	161		
1929 May.....	92	1959 Newcombe.....	100	1989 Dibble.....	141		

REDS' NATIONAL LEAGUE PITCHING LEADERS

Games (10)

Rube Benton.....	1912 (50)
Paul Derringer.....	1936 (51)
Harry Gumbert.....	1948 (61)
Ted Abernathy.....	1967 (70)
Ted Abernathy.....	1968 (78)
Wayne Granger.....	1969 (90)
Wayne Granger.....	1971 (70)
Clay Carroll.....*	1972 (65)
Ted Power.....	1984 (78)
Rob Murphy.....	1988 (76)

Games Started (25)

Rube Benton.....	1912 (39)
Eppa Rixey.....	1922 (38)
Pete Donohue.....	1925 (38)
Pete Donohue.....	1926 (38)
Eppa Rixey.....	1928 (37)
Paul Derringer.....	1936 (37)
Bucky Walters.....*	1939 (36)
Paul Derringer.....	1940 (37)
Johnny Vander Meer.....	1943 (36)
Ken Raffensberger.....	1949 (38)
Jack Billingham.....	1973 (40)
Mario Soto.....	1981 (25)
Tom Browning.....*	1986 (39)
Tom Browning.....*	1988 (36)
Tom Browning.....	1989 (37)
Tom Browning.....*	1990 (35)
Jose Rijo.....*	1993 (36)
Jose Rijo.....	1994 (26)
Bronson Arroyo.....*	2006 (35)
Aaron Harang.....	2006 (35)
Bronson Arroyo.....*	2008 (34)
Johnny Cueto.....*	2012 (33)
Mat Latos.....*	2012 (33)
Homer Bailey.....*	2012 (33)
Johnny Cueto.....*	2014 (34)

Complete Games (15)

Noodles Hahn.....	1901 (41)
Pete Donohue.....	1925 (27)
Carl Mays.....	1926 (24)
Red Lucas.....	1929 (28)
Red Lucas.....	1931 (24)
Red Lucas.....	1932 (28)
Paul Derringer.....	1938 (26)
Bucky Walters.....	1939 (31)
Bucky Walters.....	1940 (29)
Bucky Walters.....	1941 (27)
Ewell Blackwell.....	1947 (23)
Mario Soto.....	1983 (18)
Mario Soto.....	1984 (13)
Danny Jackson.....	1988 (15)
Aaron Harang.....	2006 (6)

ERA (6)

Dolf Luque.....	1923 (1.93)
Dolf Luque.....	1925 (2.63)
Bucky Walters.....	1939 (2.29)
Bucky Walters.....	1940 (2.48)
Elmer Riddle.....	1941 (2.24)
Ed Heusser.....	1944 (2.38)

Strikeouts (10)

Noodles Hahn.....	1900 (132)
Noodles Hahn.....	1901 (239)
Bucky Walters.....*	1939 (137)
Johnny Vander Meer.....	1941 (202)
Johnny Vander Meer.....	1942 (186)
Johnny Vander Meer.....	1943 (174)
Ewell Blackwell.....	1947 (193)
Jose Rijo.....	1993 (227)
Aaron Harang.....	2006 (216)
Johnny Cueto.....*	2014 (242)

Wins (12)

Eppa Rixey.....	1922 (25)
Dolf Luque.....	1923 (27)
Pete Donohue.....*	1926 (20)
Bucky Walters.....	1939 (27)
Bucky Walters.....	1940 (22)
Elmer Riddle.....*	1943 (21)
Bucky Walters.....	1944 (23)
Ewell Blackwell.....	1947 (22)
Joey Jay.....*	1961 (21)
Tom Seaver.....	1981 (14)
Danny Jackson.....*	1988 (23)
Aaron Harang.....*	2006 (16)

#Winning Percentage (12)

Dutch Ruether.....	1919 (19-6, .760)
Pete Donohue.....	1922 (18-9, .667)
Dolf Luque.....	1923 (27-8, .771)
Paul Derringer.....	1939 (25-7, .781)
Elmer Riddle.....	1941 (19-4, .826)
Clyde Shoun.....*	1943 (14-5, .737)
Bob Purkey.....	1962 (23-5, .821)
Wayne Simspon.....	1970 (14-3, .826)
Gary Nolan.....	1972 (15-5, .750)
Tom Seaver.....	1979 (16-6, .727)
Tom Seaver.....	1981 (14-2, .875)
Jose Rijo.....*	1991 (15-6, .714)

For pitchers with 15 or more decisions

Shutouts (17)

Noodles Hahn.....	*1900 (4)
Dolf Luque.....	*1921 (3)
Dolf Luque.....	1923 (6)
Eppa Rixey.....*	*1924 (4)
Dolf Luque.....	*1925 (4)
Pete Donohue.....	1926 (5)
Red Lucas.....	*1928 (4)
Lee Grissom.....	*1937 (5)
Ewell Blackwell.....*	*1946 (5)
Ken Raffensberger.....*	*1949 (5)
Ken Raffensberger.....*	*1952 (6)
Joe Nuxhall.....	1955 (5)
Joey Jay.....*	*1961 (4)
Jim Maloney.....*	*1966 (5)
Jack Billingham.....	1973 (7)
Tom Seaver.....	1977 (7)
Tom Seaver.....	*1979 (5)

Innings Pitched (11)

Noodles Hahn.....	1901 (375.1)
Eppa Rixey.....	1922 (313.1)
Pete Donohue.....	1925 (301.0)
Pete Donohue.....	1926 (285.2)
Paul Derringer.....	1938 (307.0)
Bucky Walters.....	1939 (319.0)
Bucky Walters.....	1940 (305.0)
Bucky Walters.....	1941 (302.0)
Jack Billingham.....*	*1973 (293.1)
Bronson Arroyo.....	2006 (240.2)
Johnny Cueto.....	2014 (243.2)

Saves (7)

Wayne Granger.....	1970 (35)
Clay Carroll.....	1972 (37)
Rawly Eastwick.....*	*1975 (22)
Rawly Eastwick.....	1976 (26)
John Franco.....	1988 (39)
Jeff Brantley.....*	*1996 (44)
Jeff Shaw.....	1997 (42)

* Tied For League Lead

CAREER PITCHING RECORDS - SINCE 1900
Individual Records

*MLB Record

Most Seasons Pitched.....	15, Joe Nuxhall
Most Games Played.....	531, Pedro Borbon
Most Games Started.....	357, Eppa Rixey
Most Games Won, Start.....	179, Eppa Rixey
Most Games Won, Relief.....	66, Clay Carroll
Most Years Winning 20 Or More Games.....	4, Paul Derringer
Most Games Lost, Start.....	150, Paul Derringer
Most Games Lost, Relief.....	43, Clay Carroll
Most Games Lost by Lefthander.....	*251, Eppa Rixey
Most Saves.....	182, Danny Graves
Most Completed Games.....	177, Noodles Hahn
Most Shutouts.....	32, Bucky Walters
Most No-Hit Games.....	2 (3x), Jim Maloney, Johnny Vander Meer, Homer Bailey
Most Low-Hit Games.....	8, Jim Maloney
Best ERA (Min. 1000 IP).....	2.37, Bob Ewing
Most Innings Pitched.....	2,890.2, Eppa Rixey
Most Strikeouts.....	1,592, Jim Maloney
Most Walks.....	1,072, Johnny Vander Meer

Reds Pitching Top 5 - Since 1900

GAMES	
Borbon.....	531
Sullivan.....	494
Carroll.....	486
Nuxhall.....	484
Hume.....	457

INNINGS PITCHED	
Rixey.....	2,890
Luque.....	2,669
Derringer.....	2,616
Walters.....	2,355
Nuxhall.....	2,169

SHUTOUTS	
Walters.....	32
Derringer.....	30
Maloney.....	30
Vander Meer.....	29
Raffensberger.....	25

SAVES	
Graves.....	182
Cordero.....	150
Franco.....	148
Chapman.....	146
Carroll.....	119
Brantley.....	88
Dibble.....	88
Hume.....	88

GAMES STARTED	
Rixey.....	356
Derringer.....	322
Luque.....	319
Browning.....	298
Walters.....	296

ERA	
Ewing.....	2.37
Hahn.....	2.52
Schneider.....	2.61
Rijo.....	2.83
Walters.....	2.93

WALKS	
Vander Meer.....	1,072
Walters.....	806
Maloney.....	786
Luque.....	756
Nuxhall.....	706

COMPLETE GAMES	
Hahn.....	207
Walters.....	195
Derringer.....	189
Ewing.....	184
Luque.....	183

WINS	
Rixey.....	179
Derringer.....	161
Walters.....	160
Luque.....	154
Maloney.....	134

STRIKEOUTS	
Maloney.....	1,592
Soto.....	1,449
Nuxhall.....	1,289
Vander Meer.....	1,260
Rijo.....	1,251

SINGLE-SEASON PITCHING RECORDS - SINCE 1900

Club Records

Most Pitchers Used	32, 2016
Most Starting Pitchers Used	17, 2003
Most Games Won, Relievers	37, 1978
Most Games Lost, Starters	88, 1932
Most Saves	60 (2x), 1970, 1972
Most Relief Appearances	507, 2008
Highest ERA, Team	5.19, 2004
Highest ERA, Starters	5.77, 2003
Lowest ERA	2.23, 1919
Most Runs Allowed	907, 2004
Fewest Runs Allowed	401, 1919
Most Earned Runs Allowed	832, 2004
Fewest Earned Runs Allowed	315, 1919
Most No-Hit Games	2 (2x), 1938, 1965
Most Complete Games	142, 1904
Fewest Complete Games	2 (7x), 2001, 2002, 2005, 2008, 2015, 2016, 2017
Most Shutouts	23, 1919
Fewest Shutouts	1, 2005
Most Shutouts Won	23, 1919
Most Innings Pitched	1,490.0, 1968
Most Strikeouts	1,300, 2017
Fewest Strikeouts	310, 1933
Most Walks Allowed	659, 2000
Fewest Walks Allowed	257, 1933
Most Home Runs Allowed	258, 2016
Most Home Runs Allowed, Starters	159 (2x), 2005 & 2017
Most Home Runs Allowed, Relievers	103, 2016
Most Home Runs Allowed, Consecutive Games	17 (2x), 6/5-6/23, 2001 & 5/1-5/18, 2005
Fewest Home Runs Allowed	5, 1909
Most Grand Slams Allowed	9, 2017
Most Hit Batsmen	80, 2005
Most Wild Pitches	96, 2000

Rookie Records

Most Games	90, Wayne Granger, 1968
Most Starts	52, Will White, 1878
Most Complete Games	32, Jesse Duryea, 1889
Most Innings Pitched	468, Will White, 1878
Most Shutouts	6, Ewell Backwell, 1946
Most Wins	32, Jesse Duryea, 1889
Most Wins, Rookie	20, Tom Browning, 1985
Most Wins, Relief	12, Scott Williamson, 1999
Highest Winning Percentage769 (10-3), Sammy Ellis, 1964
Most Losses	26, Dory Dean, 1876
Most Losses, Relief	7, Scott Williamson, 1999
Most Saves	27, Wayne Granger, 1969
Lowest ERA	1.79, Will White, 1878
Most Hits Allowed	477, Will White, 1878
Most Walks Allowed	147, Orval Overall, 1905
Most Strikeouts	206, Gary Nolan, 1967

Individual Records

*MLB Record #Tied MLB Record ^NL Record @Tied NL Record

Most Games, Righthander.....	90, Wayne Granger, 1969
Most Games, Lefthander.....	87, Rob Murphy, 1987
Most Games Started.....	42, Noodles Hahn, 1901
Most Games Finished.....	64, Francisco Cordero, 2010
Most Complete Games.....	41, Noodles Hahn, 1901
Most Innings Pitched.....	375, Noodles Hahn, 1901
Most Wins, Righthander.....	27 (2x), Dolf Luque, 1923; Bucky Walters, 1939
Most Wins, Lefthander.....	25, Eppa Rixey, 1922
Most Wins, Relief.....	14, Hersch Freeman, 1956
Most Consecutive Wins.....	16, Ewell Blackwell, 1947
Most Games Lost.....	25, Paul Derringer, 1933
Most Consecutive Games Lost.....	12 (3x), Henry Thielman, 1902; Peter J. Schneider, 1914; Si Johnson, 1933
Highest Winning Percentage.....	.875, Tom Seaver, 1981 (14-2)
Highest Winning Percentage, Relief.....	.812, Clyde Shoun, 1943 (13-3)
Highest Percentage 20-Game Winner.....	.821, Bob Purkey, 1962 (23-5)
Most Saves.....	44, Jeff Brantley, 1996
Most Consecutive Saves.....	27, Aroldis Chapman, 6/26-9/4, 2012
Most Consecutive Appearances Recording a Save.....	16, Aroldis Chapman, 7/15-8/12, 2012
Highest ERA, Starter.....	6.47, Eric Milton, 2005
Lowest ERA, Starter.....	1.58, Fred Toney, 1915
Lowest ERA, Relief.....	0.72, Rob Murphy, 1986
Most Runs.....	158, Noodles Hahn, 1901
Most Earned Runs.....	145 (2x), Bill Phillips, 1901; Herm Wehmeier, 1950
Most No-Hit Games.....	*2 (2x), Johnny Vander Meer, 6/11/1938 vs Boston & 6/15/1938 at Brooklyn; Jim Maloney, ~6/14/1965 vs New York & 8/19/1965 at Chicago (G1) ~Maloney tossed 10 no-hit innings on 6/14/1965 vs New York, then allowed a home run and single in the 11th inning (L, 1-0)
Most Consecutive No-Hit Games.....	*2, Johnny Vander Meer, 6/11/1938 vs Boston & 6/15/1938 at Brooklyn
Most Shutouts.....	7 (3x), Fred Toney, 1917; Hod Eller, 1919; Jack Billingham, 1973
Most Consecutive Scoreless Appearances, Righthander.....	23 (26.1ip), J.J. Hoover, June 13-August 19, 2013
Most Consecutive Scoreless Appearances, Lefthander.....	#33 (30ip), Arthur Rhodes, April 13-June 26, 2010
Most Hits.....	370 (2x), Ed Scott, 1900; Noodles Hahn, 1901
Fewest Hits Allowed, Consecutive Games.....	*0, Johnny Vander Meer, 1938
Most Consecutive Hitless Innings.....	*21, Johnny Vander Meer, 1938
Most Home Runs Allowed, Lefthander.....	40, Eric Milton, 2005
Most Home Runs Allowed, Righthander.....	46, Bronson Arroyo, 2011
Most Home Runs Allowed, Duo.....	74, Eric Milton (40) & Ramon Ortiz (34), 2005
Most Consecutive Starts Allowing At Least 1 Home Run.....	@15, Ramon Ortiz, May 1-July 17, 2005
Most Strikeouts, Righthander.....	274, Mario Soto, 1982
Most Strikeouts, Lefthander.....	239, Noodles Hahn, 1901
Most Strikeouts, Reliever.....	141, Rob Dibble, 1989
Most Walks.....	162, Johnny Vander Meer, 1943
Most Hit Batsmen.....	23, Jake Weimer, 1907
Most Wild Pitches.....	21, Scott Williamson, 2000

Reds with 200+ Strikeouts in a Season

274	Mario Soto	1982
265	Jim Maloney	1963
244	Jim Maloney	1965
242	Mario Soto	1983
	Johnny Cueto	*2014
239	Noodles Hahn	*1901
227	Jose Rijo	*1993
226	Tom Seaver	1978
218	Aaron Harang	2007
216	Jim Maloney	1966
	Aaron Harang	*2006
214	Jim Maloney	1964
	Mario Soto	1985
206	Edinson Volquez	2008
	Gary Nolan	1967
202	J. Vander Meer	*1941

*Led League

Reds with 10+ Consecutive Wins

Ewell Blackwell	16	1947
Frank Dwyer	13	1896
Brooks Lawrence	13	1956
Elmer Riddle	11	1941
Tom Seaver	11	1979
John Franco	11	1985
Johnny Vander Meer	10	1938
Paul Derringer	10	1939
Clay Carroll	10	1969
Wayne Simpson	10	1970

REDS 20-GAME WINNERS

27	Dolf Luque	*1923	E. Rixey, P. Donohue	1925	
	Bucky Walters	*1939	Paul Derringer	1938	
25	Eppa Rixey	*1922	Elmer Riddle	*1943	
	Paul Derringer	1939	Joey Jay	*1961, '62	
24	Fred Toney	1917	20	Noodles Hahn	1902
23	Noodles Hahn	1902		Bob Ewing	1905
	Jack Harper	1904		Jake Weimer	1906
	Bucky Walters	*1944		George Suggs	1910
	Bob Purkey	1962		Pete Schneider	1917
	Jim Maloney	1963		Eppa Rixey	1923
	Danny Jackson	*1988		Carl Mays	1924
22	Noodles Hahn	1901, '03		Pete Donohue	*1926
	Paul Derringer	1935		Paul Derringer	1940
	Bucky Walters	*1940		Jim Maloney	1965
	Ewell Blackwell	*1947		Jim Merritt	1970
	Sammy Ellis	1965		Tom Browning	1985
21	Slim Salee	1919		Johnny Cueto	2014
	Pete Donohue	1923			*Led League

Reds with 30+ Saves in a Season

44	Jeff Brantley	#1996	32	John Franco	1987, '89
42	Jeff Shaw	*1997		Danny Graves	2001, '02
41	Danny Graves	2004	31	Randy Myers	1990
40	Francisco Cordero	2010		Rob Dibble	1991
39	Francisco Cordero	2009	30	Danny Graves	2000

Reds with a Sub-2.00 ERA

	ERA	IP	Player	Year		
38	Aroldis Chapman	2012				
	Aroldis Chapman	2013				
37	Francisco Cordero	2011	1.58	222.2	Fred Toney	1915
	Clay Carroll	*1972	1.73	332.2	Bob Ewing	1907
36	Aroldis Chapman	2014	1.77	321.0	Noodles Hahn	1902
35	Wayne Granger	*1970	1.81	242.2	Dutch Ruether	1919
34	Francisco Cordero	2008	1.86	242.1	Andy Coakley	1908
33	Aroldis Chapman	2015	1.90	279.1	Art Fromme	1909
	David Weathers	2007	1.93	322.0	*Dolf Luque	1923
			1.99	176.0	Gary Nolan	1972

*Led League, #Tied For League Lead

Reds with 250 + Innings in a Season

375.1	Noodles Hahn	*1901	296.2	Gene Dale	1915	274.1	Pete Schneider	1916	260.2	George Suggs	1911
339.2	Fred Toney	1917		Paul Derringer	1940		Pete Donohue	1923		Danny Jackson	1988
333.2	Pete Schneider	1917	296.0	Noodles Hahn	1903	273.2	Mario Soto	1983	260.1	Elmer Riddle	1943
332.2	Bob Ewing	1907		Art Fromme	1912	273.0	Ewell Blackwell	1947	260.0	Harry Gaspar	1909
322.0	Dolf Luque	1923	293.2	Jack Harper	1904		Joey Jay	1962	259.2	Tom Seaver	1978
321.0	Noodles Hahn	1902		Bob Ewing	1908	271.0	Rube Benton	1914	257.2	Mario Soto	1982
319.0	Bucky Walters	*1939	293.1	Jack Billingham	*1973	270.0	Red Lucas	1929	257.1	Jose Rijo	1993
318.0	Orval Overall	1905	291.1	Eppa Rixey	1928	269.1	Red Lucas	1932	257.0	Joe Nuxhall	1955
313.1	Eppa Rixey	*1922	291.0	Dolf Luque	1925	269.0	Bob Phillips	1902	256.2	Mario Soto	1985
311.2	Bob Ewing	1905	289.0	J. Vander Meer	1943		George Johnson	1913	255.1	Jim Maloney	1965
309.0	Eppa Rixey	1923	287.2	Bob Ewing	1906	267.2	Charlie Chech	1905	253.2	Harry Gaspar	1911
307.0	Paul Derringer	*1938	288.1	Bob Purkey	1962	266.2	Jimmy Ring	1920		Bucky Walters	1942
305.0	Bucky Walters	*1940	287.1	Eppa Rixey	1925	266.0	George Suggs	1910	252.2	Bob Purkey	1960
304.2	Jake Weimer	1906	285.2	Pete Donohue	*1926	265.2	Dutch Ruether	1920		Jim O'Toole	1961
304.0	Dolf Luque	1921	285.0	Bucky Walters	1944		Rube Marquard	1921	251.2	Jim O'Toole	1962
303.0	George Suggs	1912	284.0	Ken Raffensberger	1949	265.1	Andy Coakley	1907	251.0	Jim Merritt	1969
302.0	Rube Benton	1912	282.1	Paul Derringer	1936	264.0	Johnny Couch	1922	250.2	Gary Nolan	1970
	Bucky Walters	*1941	281.1	Bill Phillips	1901	263.2	Sammy Ellis	1965		Tom Browning	1988
301.0	Eppa Rixey	1921	281.0	Carl Mays	1926	262.1	Si Johnson	1931	250.1	Brooks Lawrence	1957
	Pete Donohue	*1925	279.1	Art Fromme	1909		Tom Browning	1985		Jim Maloney	1963
	Paul Derringer	1939	276.2	Paul Derringer	1935	261.0	Jack Rowan	1910	250.0	Bob Purkey	1958
300.0	Fred Toney	1916		Ray Starr	1942		Dolf Luque	1922			*Led League
297.2	Noodles Hahn	1904	275.2	Pete Schneider	1915		Paul Derringer	1934			
297.0	Red Ames	1914	275.0	Harry Gaspar	1910		Ewell Blackwell	1950			

SINGLE-GAME PITCHING RECORDS - SINCE 1900

*MLB Record #Tied MLB Record ^NL Record @Tied NL Record

Club Records

Most Runs Allowed	25 (2x), Last: 9/23/1901 vs Brooklyn
Most Runs Allowed in One Inning.....	15, 5/21/1952 vs Brooklyn (1st inning)
Most Home Runs Allowed	7 (5x), 6/6/1939 at NYG, 6/24/1950 at NYG, 5/25/1979 at LAD, 5/31/2016 at Col, 8/22/2016 vs LAD
Most Home Runs Allowed in One Inning.....	5 (4x), Last: 4/22/06 at Mil (4th inning), ties Major League record
Most Strikeouts (9 innings).....	17 (4x), 6/18/2013 vs Pittsburgh; 5/6/2012 at Pittsburgh; 5/23/2008 at San Diego; 5/16/1998 vs Chicago
Most Strikeouts (extra innings)	20, 7/28/2013 at Los Angeles (11 inn., Cingrani 11, LeCure 4, Parra 2, Parch 3)
Most Walks	15, 4/18/1970 vs SF (9 innings) & 8/9/1942 vs Cubs (18 innings)
Most Wild Pitches	5, 6/8/1999 at Minnesota
Most Extra-Base Hits Allowed	14 (2x), 5/15/1911 at Phi (8 2b, 3 3b, 3hr), 5/31/2016 at Col (7 2b, 3hr)

Individual Records

Most At-Bats Faced.....	@49 (2x), Harley "Doc" Parker, 6/21/1901 at Brooklyn; Bill Phillips, 6/24/1901 at Philadelphia (G2)
Fewest Hits Allowed, Doubleheader, 18 Innings.....	^6, Fred Toney, 7/1/1917 vs Pittsburgh
Longest No-Hit CG	#10 Innings (2x), Fred Toney, 5/2/1917 vs Chicago; Jim Maloney, 8/19/1965 vs Chicago
Most Runs Allowed.....	^21, Harley "Doc" Parker, 6/21/1901 at Brooklyn
Most Hits Allowed.....	^26, Harley "Doc" Parker, 6/21/1901 at Brooklyn
Most Home Runs Allowed	5 (many times), Last: RHP Scott Feldman, 8/17/2017 at Cubs & LHP Brandon Claussen, 7/18/2005 vs Chi
Most Home Runs Allowed, Start of Game (tied ML record) ..	3, LHP Phil Dumatrait, 9/9/2007 vs Mil (Rickie Weeks, J.J. Hardy, Ryan Braun)
Most Home Runs Allowed in One Inning.....	#4 (many times), Last: RHP Scott Feldman, 8/17/2017 at Cubs (4th inning)
Most Consecutive Doubles Allowed in One Inning.....	^4, Pete Harnisch, 5/4/2000 at Philadelphia (1st inning)
Most Strikeouts (extra innings).....	18, Jim Maloney 6/14/1965 vs New York (11 innings)
Most Strikeouts (9 Innings).....	16 (3x), Noodles Hahn, 5/22/1901 at Boston; Jim Maloney, 5/21/1963 at Milwaukee; Ron Villone, 9/29/2000 at St. Louis
Most Strikeouts by Reds Rookie Pitcher, Righthander.....	15, Gary Nolan, 6/7/1967 vs San Francisco
Most Strikeouts by Reds Rookie Pitcher, Lefthander	12 (2x), Amir Garrett, 4/19/2017 vs Bal & Denny Reyes, 8/20/1998 at Pit
Most Strikeouts by Losing Pitcher (extra innings)	^18, Jim Maloney, 6/14/1965 vs New York, 11 innings (lost 1-0)
Most Consecutive Strikeouts by Relief Pitcher, Game	@6 (6x), Don Gullett, 8/23/1970 at New York (G2); Joe Price, 5/8/1985 at Philadelphia; Randy Myers, 9/8/1990 at Los Angeles; Rob Dibble, 4/23/1991 at Houston; Scott Williamson, 5/27/1999 vs Los Angeles; Alfredo Simon, 5/6/2013 vs Atlanta
Three Strikeouts On Nine Pitched Balls, Inning	#Hod Eller, 8/21/1917 at New York (9th inning); #Rob Dibble, 6/4/1989 vs San Diego (8th inning) #Carlos Contreras, 7/11/2014 vs Pittsburgh (7th inning) #Drew Storen, 4/18/2017 vs Baltimore (9th inning)
Most Walks	13, Bud Podbielan, 5/18/1953 vs Brooklyn (10 Innings)
Most Walks, Inning	7, Bob Ewing, 4/19/1902 vs Chicago (4th Inning)
Most Hit Batters.....	4 (2x), Jake Weimer, 7/28/1907 vs NY Giants & Josh Smith, 7/4/2015 vs Milwaukee
Most Hit Batters, Inning	3, Raul Sanchez, 5/15/1960 vs Philadelphia (G1, 8th inning)
Most Balks, Inning	*3, Jim Owens, 4/24/1963 at Los Angeles (2nd inning)
Most Wild Pitches, Inning	3 (many times), Last: John Riedling, 4/11/2001 at Pittsburgh (7th inning)

Reds Shutouts in First MLB Start

Bob Spade.....	9/22/07 vs New York
Pete Schneider.....	6/28/14 vs Pittsburgh, G2
Mel Queen.....	4/16/67 vs San Francisco, G2
Wayne Simpson.....	4/9/70 at Los Angeles
Charlie Leibrandt.....	4/13/80 vs Atlanta

Reds with 4 Strikeouts in an Inning

Joe Nuxhall.....	8/11/59 vs Milwaukee, G1 (6th inning)
Mario Soto.....	5/17/84 vs Chicago (3rd inning)
Tim Birtsas.....	6/4/90 at San Francisco (7th inning)
Frankie Rodriguez.....	7/22/01 at Florida (7th inning)
Tony Cingrani.....	4/28/13 at Washington (4th inning)
(Denard Span, Bryce Harper, Ian Desmond, Adam LaRoche)	

Reds with 15+ Strikeouts in a Game

Jim Maloney, RH	18	6/14/65 vs New York (11 inn.)
Ron Villone, LH.....	16	9/29/00 at St. Louis
Jim Maloney, RH	16	5/21/63 at St. Louis
Noodles Hahn, RH.....	16	4/22/1901 vs Chicago
Gary Nolan, RH.....	*15	6/7/67 vs San Francisco
Mario Soto, RH.....	15	9/9/80 at Atlanta
Mario Soto, RH.....	15	8/17/82 vs New York

* Reds rookie record



SEPTEMBER 16, 1988: ONE PERFECT NIGHT

On September 16, 1988, left-hander Tom Browning tossed the only perfect game in Cincinnati Reds history when he retired all 27 batters faced in a 1-0 victory over the Los Angeles Dodgers.

It was only the 14th perfect game of 9 innings or more in Major League history, just the third in modern National League history and the first no-hitter by a Reds pitcher since Tom Seaver blanked the Cardinals, 4-0, on June 16, 1978.

Browning's perfect game capped off an incredible season in which he posted an 18-5 record, including a 16-2 mark after June 6.

No-Hitters in Reds History (16)

Pitcher	Score
Charles Jones, 10/15/1892 vs Pittsburgh (ML debut)	Won, 7-1
Ted Breitenstein, 4/22/1898 vs Pittsburgh	Won, 11-0
Noodles Hahn, 7/12/1900 vs Philadelphia	Won, 4-0
Fred Toney, 5/2/1917 at Chicago (10 innings)	Won, 1-0
Hod Eller, 5/11/1919 vs St. Louis	Won, 6-0
*Johnny Vander Meer, 6/11/1938 vs Boston	Won, 3-0
*Johnny Vander Meer, 6/15/1938 at Brooklyn	Won, 6-0
Clyde Shoun, 5/15/1944 vs Boston	Won, 1-0
Ewell Blackwell, 6/18/1947 vs Boston	Won, 6-0
Jim Maloney, 8/19/1965 at Chicago, Game 1 (10 innings)	Won, 1-0
George Culver, 7/29/1968 at Philadelphia, Game 2	Won, 6-1
Jim Maloney, 4/30/1969 vs Houston	Won, 10-0
Tom Seaver, 6/16/1978 vs St. Louis	Won, 4-0
Tom Browning, 9/16/1988 vs Los Angeles (perfect game)	Won, 1-0
Homer Bailey, 9/28/2012 at Pittsburgh	Won, 1-0
Homer Bailey, 7/2/2013 vs San Francisco	Won, 3-0

* **Johnny Vander Meer** is the only pitcher in Major League history to throw no-hitters in consecutive appearances

Jim Maloney, 6/14/1965 vs New York Lost, 1-0 (11 innings)
Had a no-hitter through 10 innings, allowed HR and single in the 11th

3 Reds pitchers, 5/26/1956 at Milwaukee..... Lost, 2-1 (11 innings)
Johnny Klipstein pitched the first 7 innings, Hershell Freeman the 8th and Joe Black the ninth, 10th and 11th frames. With 2 outs in the 10th inning the Braves produced the first of their 2 hits.

N.L. No-Hitters vs Reds

Pitcher	Score
Cy Young, 9/18/1897 at Cleveland, G1	6-0
"Big" Jeff Pfeffer, 5/8/1907 at Boston	6-0
* James (Hippo) Vaughn, 5/2/1917 at Chicago	0-1
Tex Carleton, 4/30/1940 vs Brooklyn	3-0
Lon Warneke, 8/30/1941 vs St. Louis	2-0
Ken Johnson, 4/23/1964 at Houston	0-1
Don Wilson, 5/1/1969 vs Houston	4-0
Ken Holtzman, 6/3/1971 vs Chicago	1-0
Rick Wise, 6/23/1971 vs Philadelphia	4-0
** Roy Halladay, 10/6/2010 at Philadelphia	4-0
Jake Arrieta, 4/21/16 vs Chicago	16-0

* Only double no-hit game in Major League history.

** Game 1 of the 2010 National League Division Series at Citizens Bank Park. **Roy Halladay's** no-hitter was only the second no-hitter in **Postseason history**, joining **Don Larsen's** perfect game for the **Yankees vs Brooklyn in Game 5 of the 1956 World Series**. **Halladay** allowed only 1 baserunner, a walk to **Jay Bruce** with 2 outs in the fifth, and threw first-pitch strikes to 25-28 batters.

On **4/21/2016** at Great American Ball Park, Cubs RHP **Jake Arrieta** threw a no-hitter vs the Reds...prior to that 16-0 loss, the Reds had produced at least 1 hit in **7,109 consecutive regular season games**, the longest active streak in the Major Leagues...the longest active streak now belongs to the **Athletics** at **4,059 games** beginning **July 14, 1991** and through **2016**...between no-hitters by Phi's **Rick Wise** on **6/23/1971** at Riverfront Stadium and **Arrieta** on **4/21/2016**, the Reds were held to **1 hit 33 times**...according to Elias Sports Bureau, the **16 runs scored** by the Cubs were the second-most ever produced in a no-hitter...**Pud Galvin** of the **Buffalo Bisons** beat the **Detroit Wolverines**, 18-0, on **August 4, 1884**.



REDS TEAM FIELDING, YEAR-BY-YEAR - SINCE 1900

* Led league, ^ Team records

Table with 12 columns: Year, Pct., E, DP. It lists fielding statistics for each year from 1900 to 2017, grouped into three columns of four years each.

REDS FIELDING RECORDS - SINCE 1900

Club Records

Table listing various fielding records such as Highest Fielding Average (.988), Most Errors (355), and Most Passed Balls (39).

Individual Records

First Base

Most Putouts.....	1,710, Wally Pipp, 1926
Most Assists.....	173, Joey Votto, 2011
Fewest Errors.....	2, Sean Casey, 2005
Most Double Plays.....	166, Ted Kluszewski, 1954
Highest Fielding Average.....	.998 (2x), Dan Driessen, 1982 & Sean Casey, 2005
Most Years Leading League in Fielding, Career.....	5, Ted Kluszewski (1951-55)
@Most Years Leading League in Putouts, Career.....	6, Frank McCormick (1939-45)

Second Base

Most Assists.....	588, Hughie Critz, 1926
*Fewest Errors.....	2 (2x), Bret Boone, 1997 & Brandon Phillips, 2014
@Most Errors, Inning.....	3, Kermit Wahl, 9/18/45 vs Boston
Most Double Plays.....	130, Tommy Helms, 1971
*Highest Fielding Average.....	.997, Bret Boone, 1997

Third Base

Fewest Errors.....	7, Buddy Bell, 1987
Most Double Plays.....	39, Babe Adams, 1953
Highest Fielding Average.....	.979, Buddy Bell, 1987
@Most Assists, 9-Inning Game.....	11, Chris Sabo, 4/7/88 vs St. Louis
@Most Unassisted Double Plays, Season.....	3, Heinie Groh, 1915

Shortstop

Most Putouts.....	391, Buck Herzog, 1915
^Most Putouts With No Assists, Game.....	9, Buck Herzog, 5/26/1916 vs Chicago
Fewest Errors.....	9, Dave Concepcion, 1984
@Most Errors, Opening Game of Season.....	4, Pokey Reese, 3/31/98 vs San Diego
Most Double Plays.....	129, Roy McMillan, 1954
@Most Double Plays, 9-Inning Game.....	5, Dave Concepcion, 6/25/75 at Atlanta
@Most Double Plays Started, Game.....	4, Billy Myers, 6/4/39 at New York
Highest Fielding Average.....	.986, Dave Concepcion, 1977
^Most Consecutive Games, Career.....	584, Roy McMillan, 9/16/51 to 8/6/55

Catcher

Most Putouts.....	1,008, Johnny Edwards, 1963
^Fewest Putouts, Season.....	471, Ray Mueller, 155 Games, 1944
^Fewest Chances Accepted, Season.....	536, Ray Mueller, 155 Games, 1944
Most Assists.....	170, Ivy Wingo, 1916
Fewest Errors.....	1 (2x), Brayan Pena, 2015 & Tucker Barnhart, 2017
Most Double Plays.....	18, Larry McLean, 1910
Highest Fielding Average, Season.....	.999, Tucker Barnhart, 2017
^Most Games Catching All Club's Games, Season.....	155, Ray Mueller, 1944
^Most Consecutive Games, Season.....	155, Ray Mueller, 4/18-10/1, 1944
^Most Games Caught, Rookie.....	154, Johnny Bench, 1968
^Most Years With 100 or More Games Caught.....	13, Johnny Bench, 1968-82
^Most Consecutive Years with 100 or More Games Caught.....	13, Johnny Bench, 1968-80
@Fewest Passed Balls, Season.....	0, Johnny Bench, 121 Games, 1975
@Most Passed Balls, Game.....	6, Harry Vickers, 10/4/1902 at Pittsburgh

Left Field

Fewest Errors.....	0, Ryan Ludwick, 2014
Highest Fielding Average.....	1.000, Ryan Ludwick, 2014

Center Field

Most Putouts.....	447, Gus Bell, 1953
Fewest Errors.....	0, Billy Hamilton, 2015
Most Double Plays.....	12, Cy Seymour, 1905
Highest Fielding Average.....	1.000, Billy Hamilton, 2015

Right Field

Most Putouts.....	392, Babe Herman, 1932
Most Assists.....	39, Mike Mitchell, 1907
Fewest Errors.....	1, Paul O'Neill, 1992
Most Double Plays.....	10, Mike Mitchell, 1907
Highest Fielding Average.....	.997, Paul O'Neill, 1992

* Major League Record; ^ NL record; @ Tied for NL record

REDS MISCELLANEOUS RECORDS - SINCE 1900
Most Games by Position (Career)

Pos.	Player	Years	Games	Pos.	Player	Years	Games
1B	Joey Votto	2007-17	1,402	CF	Vada Pinson	1958-68	1,497
	Ted Kluszewski	1947-57	1,255	LF	Adam Dunn	2001-08	940
2B	Brandon Phillips	2006-16	1,586	RF	Jay Bruce	2008-15	1,167
	Ron Oester	1978-90	1,171	C	Johnny Bench	1967-83	1,742
	Joe Morgan	1972-79	1,116	SP	Eppa Rixey	1921-33	356
SS	Dave Concepcion	1970-88	2,178	RP	Pedro Borbon	1970-79	527
	Barry Larkin	1986-2004	2,081				
3B	Heinie Groh	1913-21	883				

Single-Season Records

Most Games Played	163 (8x), Last: 2005
Most Games Won	108, 1975
Most Games Won, Home	64, 1975
Most Games Won, Road	53 (2x), 1972, 1976
Most Consecutive Games Won	12 (2x), 1939, 1957
Most Games Won, One Month	24 (2x), August 1918; July 1973
Highest Winning Pct.	.686, 96-44, 1919
Highest Winning Pct., Home	.790, 64-17, 1975
Highest Winning Pct., Road	.679, 53-25, 1972
Most Wins vs NL East Division	48, 1972, 1975
Most Wins vs NL Central Division	50, 2002
Most Wins vs NL West Division	60, 1975
Most Wins vs One Opponent (since 1969)	16, 1980 vs Atlanta (16-2)
Highest Winning Pct. vs One Opponent (since 1969)	.923, 1995 vs Houston (12-1)
Most Games Lost	101, 1982
Most Games Lost, Home	54, 2001
Most Games Lost, Road	57, 1931
Most Consecutive Games Lost	19, 9/5-9/23, 1914
Most Games Lost, One Month	26, September 1914
Lowest Winning Pct.	.344, 1934 (52-99)
Lowest Winning Pct., Home	.333, 2001 (27-54)
Lowest Winning Pct., Road	.260, 1931 (20-57)
Most Losses vs One Opponent	21, 1945 vs Chicago (1-21)
Most 1-Run Games	69, 1946
Most 1-Run Games Won	41, 1940
Most 1-run Games Lost	41, 1916 & 1946
Fewest Times Shut Out, Season	0, 2000 (163g)
Most Times Shut Out, Season	24, 1908
Highest Attendance, Home, Season (All-Time)	2,629,708, 1976, Riverfront Stadium
Highest Attendance, Home, Season at Great American Ball Park	2,492,059; 2013
Highest Attendance, Road, Season	3,016,074; 2000

Single-Game Records

Largest Margin Of Victory	23, 6/4/1911 vs Boston (26-3)
Largest Margin of Defeat	21, 7/6/2009 at Phi (22-1 loss)
Largest Margin of Defeat at Home	19, 9/23/1901 vs Brooklyn (25-6 loss)
Longest Game, Time, 9 innings	4:04, 8/22/2017 vs Cubs (13-9 loss)
Longest Game, Time, Extra Innings	6:11, 5/25/11 at Phi (19 innings)
Longest Game, Innings	21, 9/1/1967 vs San Francisco
Highest Attendance, Regular Season Game	55,596, 4/3/2000 vs Milwaukee
Highest Attendance, Postseason Game	56,393; 10/16/1975, World Series Game 5 vs Boston

THE LAST TIME IT HAPPENED...

Club

Tie.....	6/30/2005 vs Hou, 2-2 tie (7 innings)
Suspended game (road, home).....	6/27-6/28, 2015 at NYM (2-1 loss, 13 innings) & 9/11-9/12, 2015 vs StL (4-2 win, 9 innings)
Rain-shortened completed game in Cincinnati.....	7/11/2013 vs SF (8-1 win, 6 innings, Bronson Arroyo CG)
Rain-shortened completed game on the road.....	6/14/2004 at Phi (10-7 loss, 8 innings)
1-0 win at home.....	7/17/2016 vs MIL (Billy Hamilton scored on a walkoff passed ball)
1-0 win on the road.....	2015 (2x), 7/10 at Mia (Jay Bruce HR) & 7/29 at StL (Jay Bruce HR)
1-0 loss at home.....	8/26/2017 vs Pit (Gerrit Cole HR)
1-0 loss on the road.....	5/23/2016 (Howie Kendrick run-scoring double play)
2 straight walkoff wins.....	4/8-4/9, 2015 vs Pit (5-4 in 11 innings, 3-2)
2 straight walkoff wins, both in extra innings.....	9/10-9/11, 2010 vs Pit (4-3 in 12 innings, 5-4 in 10 innings)
2 straight walkoff losses.....	6/13-6/14, 2015 at Chi (4-3, 2-1 in 11 innings)
3 straight walkoff losses.....	7/8-7/10, 2010 at Phi (4-3 in 12 innings, 9-7 in 10, 1-0 in 11)
3 straight extra-inning losses.....	7/8-7/10, 2010 at Phi (4-3 in 12 innings, 9-7 in 10, 1-0 in 11)
Walkoff win on Opening Day.....	3/31/2011 vs Mil, 7-6 win (Ramon Hernandez 3-run walkoff HR off John Axford)
Walkoff home run on Opening Day.....	3/31/2011 vs Mil, 7-6 win (Ramon Hernandez 3-run walkoff HR off John Axford)
Gave up a 9-run lead in a win.....	8/25/2010 at SF (led 10-1, won 12-11)
Gave up a 9-run lead in a loss.....	4/28/2004 at Mil (led 9-0, lost 10-9)
Doubleheader sweep.....	7/8/2014 vs Cubs, 4-2 and 6-5 wins
Doubleheader sweep on the road.....	8/25/1997 at Col, 7-6 and 6-4 wins (day/night DH)
Doubleheader sweep by an opponent.....	9/17/2016 vs Pit, 10-4 and 7-3 losses
Doubleheader sweep by an opponent on the road.....	8/28/2007 at Pit, 6-4 and 3-2 losses
Doubleheader shutouts.....	8/16/1961 at LA (Bob Purkey, 6-0 & Jim O'Toole, 8-0)
Traditional doubleheader (rainout).....	5/9/2015 at White Sox, 10-4 win and 8-2 loss
Scheduled doubleheader.....	9/17/87 at LAD (Dodger Stadium)
4-game sweep.....	6/5-6/8, 2017 vs StL (4-2, 13-1, 6-4, 5-2)
4-game sweep at home.....	6/5-6/8, 2017 vs StL (4-2, 13-1, 6-4, 5-2)
4-game sweep by an opponent.....	7/14-7/17, 2017 vs Wsh (5-0, 10-7, 1-4, 6-1)
Shutout win in extra innings.....	6/10/2007 vs Cle, 1-0 win in 12 innings
Shutout win in extra innings on the road.....	8/30/1989 at StL, 2-0 win in 13 innings
Shutout loss in extra innings.....	4/27/2014 at Atl, 1-0 loss in 10 innings
Shutout loss in extra innings at home.....	5/30/2010 vs Hou, 2-0 loss in 10 innings (6/29/1991 vs Mil, 1-0 loss in 11 innings)
Shutouts in first 2 games of the year.....	4/9 & 4/11, 1980 (Frank Pastore, CG, 9-0 win vs Atl & Mike LaCoss, CG, 6-0 win vs Atl)
2 straight shutout wins.....	9/11 vs Pit (8-0) & 9/12 vs Mil (3-0), 2016
2 straight shutout wins on the road.....	7/28 & 7/29, 2015 at StL (4-0, 1-0)
3 straight shutout wins.....	6/21-6/23, 1963 vs Hou (3-0, 3-0, 4-0)
2 straight shutout losses.....	8/27, 2015 vs LAD (0-1) & 8/28, 2015 at Mil (0-5)
3 straight shutout losses.....	4/18, 4/19 & 4/21, 1989 (0-6 at LA, 0-3 at LA, 0-7 vs Hou)
28-hit game.....	5/13/1902 vs Phi & 5/19/1999 at Col (club record)
25- or 26-hit game.....	26 hits, 8/3/1989 vs Hou
23- or 24-hit game.....	24 hits, 8/3/1994 at SF
20-, 21- or 22-hit game.....	22 hits, 9/26/2016 at StL
8 or 9 doubles in a game.....	9 (2x, club record), 5/19/1999 at Col & 4/16/2016 at StL
3 triples in a game.....	6/17/2017 vs LAD (Billy Hamilton, Devin Mesoraco, José Peraza)
2 triples in an inning.....	Zack Cozart & Todd Frazier, 8/26/2013 at StL (2nd inning)
Back-to-back triples.....	Barry Larkin & Dmitri Young, 6/29/2000 vs StL (3rd inning)
7 homers in a game, opponent (club record, 5 times).....	2016 (2x), 5/31 at Col & 8/22 vs LAD
6 homers in a game, opponent.....	2017 (2x), 6/29 vs Mil & 8/17 at Cubs
3 homers, all in extra innings.....	6/21/2010 at Oak (Ramon Hernandez, Joey Votto, Scott Rolen)
2 grand slams in a game.....	4/21/2015 at Mil (Jay Bruce, Todd Frazier), tying club record (4th time)
3 homers in an inning.....	8/23/2017 vs Cubs, Joey Votto, Eugenio Suarez, Scott Schebler off Hector Rondon (9th inning)
4 homers in an inning.....	7/4/2010 at Cubs, Brandon Phillips, Jonny Gomes, Corky Miller, Drew Stubbs (7th inning)
3 or 4 HR in an inning, opponent.....	4, 8/17/2017 at Cubs, Kris Bryant, Alex Avila, Ian Happ, Javier Baez off Scott Feldman (4th inning)

3 consecutive homers.....	Pitcher Mike Leake, Zack Cozart & Drew Stubbs, 5/21/2012 vs Atl (4th inning off Mike Minor)
3 consecutive homers, opponent.....	Alex Avila, Ian Happ & Javier Baez, 8/17/2017 at Cubs (4th inning, off Scott Feldman)
20 HR, 3-game series, both teams (club record).....	9/3-9/5, 1999 at Phi (Cin 15, Phi 5)
10-run or more inning.....	10, 8/24/2015 vs Det (6th inning)
10-run or more inning, opponent.....	10, 7/26/2015 at Col (3rd inning)
10 runs scored, 3 consecutive games.....	5/13-5/15, 1998 vs Fla (10-4, 11-8) & Cubs (11-3)
10 runs allowed, 3 consecutive games.....	8/23-8/25, 2010 at SF (2-11, 5-16, 11-12 in 12 innings)
Triple play.....	30 times, most recently on 7/25/2017 at NYY (Frazier 6-6-3-3-5-6, Peraza, Votto, Suarez, Peraza)
Triple play by opponent.....	9/23/2016 at Mil (Joey Votto line out, 3-6-3)
Turn 6 GIDP in a game.....	6/20/1925 vs NYG & 5/1/1955 at NYG (16 innings)
Turn 5 GIDP in a game.....	8/27/2015 vs LAD
10 stolen bases in a game.....	5/29/1913 at StL (club record)
9 stolen bases in a game.....	5/30/1976 vs LA
7 stolen bases in a game.....	5/18/1997 vs SD
6 stolen bases in a game.....	6/29/2015 vs Min
4 or 5 stolen bases in an inning.....	5, 4/19/2016 vs Col, Jay Bruce 2, Tyler Holt, Billy Hamilton, Joey Votto (2nd inning)
Combined 1-hitter, Reds pitchers.....	6/30/2014 at SD (Mat Latos 7.0, Sam LeCure 1.0, Tommy Medica single, 1-0 loss)
Comibined 1-hitter, opponent.....	4/25/2013 at Wsh (Gio Gonzalez 8.0, Rafael Soriano 1.0, Joey Votto HR, 8-1 loss)
Loss When Allowing 1 Hit.....	6/30/2014 at SD (Mat Latos 7.0, Sam LeCure 1.0, Tommy Medica single, 1-0 loss)
4 straight CG.....	6/3/1981 at SF (Frank Pastore, 6-2 win), 6/5/1981 vs Mtl (Mario Soto, 6-3 win), 6/6/1981 vs Mtl (Tom Seaver, 9-3 win), 6/7/1981 vs Mtl (Bruce Berenyi, 2-0 win)
3 straight CG.....	7/29/1984 at LA (Mario Soto, 1-0 loss), 7/31/1984 vs SF (Jay Tibbs, 3-0 win), 8/1/1984 vs SF (Joe Price, 6-3 win)
2 straight CG.....	7/1/2013 vs SF (Bronson Arroyo, 8-1 win, 6 inn) & 7/2/2013 vs SF (Homer Bailey, 3-0, no-hitter)
2 straight CG shutouts.....	5/11/2010 at Pit (Johnny Cueto, 9-0 win, 1-hitter) & 5/12/2010 at Pit (Homer Bailey, 5-0 win, 4-hitter)
3 straight CG shutouts (only twice in team history).....	6/18-6/20, 1908 at Phi (Bob Ewing, Billy Campbell, Andy Coakley 6/21-6/23, 1963 vs Hou (Jim Maloney, John Tsitouris, Bob Purkey)
2 straight CG, opponent.....	9/7/2003 at StL (Matt Morris, 9-0 loss) & 9/8/03 vs Pit (Josh Fogg, 9-1 loss)
3 blown saves in a game.....	5/25/2008 at SD (David Weathers, Francisco Cordero, Bill Bray)
6 errors in a game.....	9/23/2006 vs Chi (Ray Olmedo 2, Dewayne Wise, Edwin Encarnacion, Javier Valentin, Brandon Phillips)
5 errors in a game.....	8/24/2008 at Col (Jay Bruce 2, Brandon Phillips, Joey Votto, Edwin Encarnacion)
4 run-scoring walks in a game, Reds pitchers.....	7/17/2016 at Cle (Steve Delabar 4, all in the 5th inning)

Individual

Hit for the cycle.....	Eric Davis, 6/2/1989 vs SD
Hit for the cycle, opponent.....	Freddie Freeman, 6/15/2016 at Atl
Inside-the-park home run.....	Jay Bruce, 6/15/2012 at NYM (Dillon Gee) (Ramon Santiago, 7/6/2014 vs Mil, after review was overturned as a putout by the RF because of fan interference)
Inside-the-park home run, opponent.....	Anthony Rizzo, 6/29/2016 vs Cubs (Cody Reed)
Switch-hit homers in a game.....	Javier Valentin, 7/17/2005 vs Col (Jamey Wright & Brian Fuentes)
Switch-hit homers in a game, opponent.....	Ben Zobrist, 4/13/2014 vs TB (off Tony Cingrani & Nick Christiani)
Pinch-hit grand slam homer.....	Chris Heisey, 4/13/2014 vs TB (Josh Lueke)
Pinch-hit grand slam homer, opponent.....	Ike Davis walkoff, 4/5/2014 at NYM (J.J. Hoover)
Pinch hit by a pitcher.....	Michael Lorenzen, 4/6/2017 vs Pit, HR off Adam Morgan
Pinch hit by a pitcher, opponent.....	Adam Wainwright, 4/8/2017 at StL, single off Drew Storen
Pinch-hit walk by a pitcher.....	Mike Leake, 8/1/2012 vs SD, off Brad Boxberger
Pinch-hit walk by a pitcher, opponent.....	Jacob deGrom, 9/9/2017 at NYM, off Homer Bailey
Home run in 1-0 win.....	Jay Bruce (2x), 7/10/2015 at Mia (David Phelps) & 7/29/2015 at St. Louis (John Lackey)
Home run in 1-0 loss.....	RHP Gerrit Cole, 8/26/2017 at Pit (Luis Castillo)
Homer in 1st ML plate appearance.....	Ted Tappe, 9/14/1950 at Brooklyn
Homer in 1st Reds plate appearance.....	Adam Duvall, 8/31/2015 at Cubs (Justin Grimm)
Homer as 1st ML hit.....	Phillip Ervin, 8/16/2017 at Cubs (Hector Rondon)
Pinch-hit homer as 1st ML hit.....	Juan Francisco, 9/18/2009 vs Fla (Leo Nunez)

2 homers in an inning	Aaron Boone, 8/9/2002 vs SD (1st, Brett Tomko)
3 homers in a game, opponent.....	Adrian Gonzalez, 8/22/2016 vs LAD (Jumbo Diaz, Blake Wood 2)
4 homers in a game, opponent.....	Mark Whiten, 9/7/1993/g2 vs StL (4hr, 12rbi)
16 total bases, opponent	Kris Bryant, 6/27/2016 vs Cubs (2 2b, 3 HR)
Home run by a pitcher, Starter	Mike Leake, 4/30/2015 at Atl (Shelby Miller)
Home run by a pitcher, Reliever	Michael Lorenzen, 8/19/2016 vs LAD (Pedro Baez) & 4/6/2017 vs Phi (Pinch-hit, Adam Morgan)
Home run by a pitcher, opponent	3 HR in 2017, last by Gerrit Cole, 8/26 vs Pit (Luis Castillo)
Pinch-hit home run by a pitcher.....	Michael Lorenzen, 4/6/2017 vs Phi (Adam Morgan)
Pinch-hit home run by a pitcher, opponent.....	Travis Wood, 7/4/2016 at Chi (Blake Wood)
3 homers in a season, pitcher	Micah Owings, 2009
Grand slam by a Reds pitcher	Bob Purkey, 8/1/1959 vs Cubs
Grand slam by an opposing pitcher.....	Chris Carpenter, 10/1/2009 vs StL (Kip Wells)
Leadoff home run	Jesse Winker, 9/13/2017 at StL (Jack Flaherty)
Leadoff home run, 1st pitch.....	Shin-Soo Choo, 6/29/2013 at Tex (Nick Tepesch)
Leadoff home run, opponent	4 in 2017, last by Matt Carpenter, 9/20/2017 vs StL (Rookie Davis)
Leadoff home runs by Reds & opponent, same game ...	5/30/2016 at Col, Cin's Zack Cozart (Chad Bettis) & Charlie Blackmon (Dan Straily)
Consecutive homers to lead off 1st.....	Alex Ochoa & Barry Larkin, 6/26/2001 at StL (Andy Benes)
Consecutive homers to lead off 1st, opponent	Jimmy Rollins & Wil Nieves, 5/18/2014 at Phi (Tony Cingrani)
3 consecutive homers to lead off 1st, opponent.....	Rickie Weeks, J.J. Hardy & Ryan Braun, 9/9/2007 vs Mil (Phil Dumatrait)
2 consecutive homers to lead off season, opponent	Rickie Weeks & Carlos Gomez, 3/31/2011 vs Mil (Edinson Volquez)
Game-ending homer.....	Billy Hamilton, 9/4/2017 vs Mil (Josh Hader, 9th inning)
Game-ending homer, opponent	Buster Posey, 5/12/2017 at SF (Robert Stephenson, 17th inning)
Game-ending homer on Opening Day.....	Ramon Hernandez, 2011 vs Mil (John Axford)
Game-ending pinch-hit homer	Laynce Nix, 5/3/2010 vs NYM (Manny Acosta)
Game-ending pinch-hit homer, opponent	Ike Davis, 4/5/2014 at NYM (grand slam off J.J. Hoover)
Game-ending grand slam.....	Todd Frazier, 6/17/2015 at Det (Joakim Soria)
Game-ending grand slam, opponent	Pinch hitter Ike Davis, 4/5/2014 at NYM (J.J. Hoover)
Game-ending pinch-hit grand slam	Don Pavletich, 6/11/1967 vs Hou (Dan Schneider)
Game-ending pinch-hit grand slam, opponent	Pinch hitter Ike Davis, 4/5/2014 at NYM (J.J. Hoover)
Game-ending hit, Reds pitcher.....	Randy Keisler, 5/24/2005 vs Wsh, singled off Luis Ayala, 4-3 win in 14 innings
Homer in 3 straight games	4 times by 3 players in 2017, last by Zack Cozart, 8/10-8/12
Homer in 4 or 5 straight games	Jay Bruce (5 games, tied club record), 7/23-7/27, 2016 (6 hr)
2 homers in each of 2 consecutive games	Todd Frazier, 6/16 & 6/17, 2015 vs Det
5 homers in 2 games.....	Barry Larkin, 6/27/1991 vs SD (2 hr) & 6/28/1991 vs Hou (3 hr)
Homer in 3 or 4 straight plate appearances	4 (club record), Scooter Gennett, 6/6/2017 vs StL
3 hits in ML debut	Jay Bruce, 5/27/2008 vs Pit
Hit in 1st ML plate appearance, pitcher	Josh Smith, 6/23/2015 at Pit (singled off Jeff Locke)
Hit in 1st ML plate appearance, player	Devin Mesoraco, 9/3/2011 at StL (doubled on first pitch from Mitchell Boggs)
Hits in 10 consecutive at bats	Woody Williams, 9/5-9/6, 1943 & Bip Roberts, 9/19-9/23, 1992 (club record)
Hits in 8 or 9 consecutive at bats.....	9, Dmitri Young, 6/27-6/29, 2001
Hits in 7 consecutive at bats.....	Arismendy Alcantara, 4/30-5/8, 2017 (7 straight plate apps)
2 hits in an inning, player.....	Billy Hamilton, 8/29/2017 vs NYM (8th inning)
2 hits in an inning, pitcher.....	Mark Portugal, 6/29/1996 vs Cubs
6 hits in a game	Walker Cooper, 7/6/1949 vs Cubs
5 hits in a game	Scooter Gennett, 6/6/2017 vs StL (5 hits, 4 HR, 10 RBI)
5 hits in a game, Rookie	Steve Selsky, 9/26/2016 at StL
Multi-hit game by a pitcher	Homer Bailey (2 hits), 7/9/2017 at Ari
3 hits in a game by a pitcher.....	Mike Leake, 7/24/2013 at SF
4 hits in a game by a pitcher.....	Bobby Livingston, 7/16/2007 at Atl
5 hits in a game by a pitcher.....	Pete Donohue, 5/22/1925 at Phi
4 doubles in a game	Billy Hatcher, 8/21/1990 vs Cubs
3 doubles in a game	Adam Duvall, 4/30/2017 at StL
2 doubles in an inning.....	Jay Bruce, 5/11/2013 vs Mil (3rd Inning)
1 double & 1 homer in an inning.....	Eugenio Suarez, 8/24/2015 vs Det (6th inning)
1 triple & 1 homer in an inning.....	Brandon Phillips, 8/24/2015 vs Det (6th inning)

2 triples in a game	Jay Bruce, 5/2/2015 at Atl
2 triples in a game, opponent	Michael Tucker, 9/19/2001 vs Chi
Pinch-hit triple	2016 (2x), Hernan Iribarren (2x), 9/5 vs NYM (Bartolo Colon) & 9/6 vs NYM (Rafael Montero)
Triple by a pitcher	2015 (3x), Michael Lorenzen on 6/11 at Cubs, Raisel Iglesias on 9/2 at Cubs, Josh Smith on 9/19 at Mil
5 runs in a game	Sean Casey & Jeffrey Hammonds, 5/19/1999 at Col
4 runs in a game	2 in 2017, Billy Hamilton, 5/5 vs SF & Scooter Gennett, 6/6 vs StL
2 runs in an inning	Joey Votto, 4/7/2016 vs Phi (4th inning)
6, 7, 8, 9 or 10 RBI in a game	10 (club record), Walker Cooper, 7/6/1949 vs Cubs & Scooter Gennett, 6/6/2017 vs StL
5 RBI in a game	Tucker Barnhart, 9/10/2017 at NYM
3 RBI in a game, pitcher	Reliever Michael Lorenzen, 8/19/2016 vs LAD (3-run HR off Pedro Baez)
5 RBI in a game, pitcher	Paul Derringer, 8/20/1937 vs Cubs
5 RBI in a game, pitchers	8/19/2016 vs LAD, Tim Adleman 2, Michael Lorenzen 3
Straight steal of home	Brandon Phillips, 7/10/2009 at NYM (Fernando Nieve pitching)
Straight steal of home, opponent	Wil Myers, 7/31/2016 at SD (Homer Bailey pitching)
Steal of home on a double steal	Adam Dunn, 9/10/2004 vs Mil (Austin Kearns to second base)
Steal of home on a double steal, opponent	Starling Marte, 4/11/2017 at Pit (Gregory Polanco to second base, Rookie Davis pitching)
Stolen base, pitcher	Tony Cingrani, 9/5/2013 vs StL
Stolen base, opposing pitcher	John Lackey, 8/16/217 at Cubs (Homer Bailey pitching)
Caught stealing, pitcher	Steve Parris, 6/5/2000 vs WSx
4 or 5 walks in a game	5, Joey Votto, 8/27/2017 vs Pit (tied club record)
4 strikeouts in an inning, Reds batters	9/17/2011 vs Mil vs Yovani Gallardo (Mesoraco, Volquez, Phillips, Renteria)
1-hitter, solo (pitched fewer than 9ip)	Ewell Blackwell, 9/12/1950 at BRK (3-1 loss, pitched 8 innings)
1-hitter, solo, in a win (pitched fewer than 9ip)	Ralph Works, 9/28/1912 at Cubs (12-1 win, pitched 7 innings)
1-hitter, solo (9ip)	RHP Johnny Cueto, 5/11/2010 at Pit (5-0 win) & LHP John Smiley, 9/22/1996/g2 vs StL (6-0 win)
1-hitter, solo, opponent (9ip)	RH Jake Arrieta, 9/16/2014 at Chi (Phillips 2B) & LH Madison Bumgarner, 6/28/2012 at SF (Hanigan 1B)
2-hitter, solo	RHP Bronson Arroyo, 7/1/2013 vs SF (8-1 win, 6 innings)
2-hitter, solo, 9 innings	RHP Johnny Cueto, 7/7/2015 at Wsh (5-0 win)
1st win & 1st hit, Major League debut	RHP Larry Luebbers, 7/3/1993 vs Pit (single, 5-3 win)
1st win & 1st hit, same game	RHP Jon Moscot, 6/10/2015 vs Phi (single, 5-2 win)
Win in Major League debut, starter	RHP Robert Stephenson, 4/7/2016 vs Phi (10-6) & LHP Amir Garrett, 4/7/2017 at StL (2-0)
Win in Major League debut, reliever	RHP Carlos Fisher, 5/24/2009 vs Cle (4-3 win)
Win in 1st Major League start	LHP Amir Garrett, 4/7/2017 at StL (2-0) & RHP Robert Stephenson, 4/7/2016 vs Phi (10-6)
Wins in first 2 Major League starts	RHP Robert Stephenson, 4/7 & 4/19, 2016 & LHP Amir Garrett, 4/7 & 4/12, 2017
Win in first 3 Major League starts	RHP Wayne Simpson, 4/9-4/19, 1970
6 strikeouts to begin a game (club record)	LHP Amir Garrett, 8/25/2017 vs Pit
Shutout in 1st Major League start	LHP Charlie Leibrandt, 4/13/1980 vs Atl (5-0 win)
Shutout by a rookie	RHP Kevin Jarvis, 5/10/1995 at Fla (2-0 win, 2-hitter)
Complete game by a rookie	RHP Rob Bell, 9/13/2000 vs Chi (13-3 win) & LHP Lance Davis, 7/16/2001 vs Det (9-1 win)
Complete game in 1st Major League start	RHP Jeff Russell, 8/13/1983 vs SD (3-1 win)
Complete game, shortened by rain	RHP Bronson Arroyo, 7/1/2013 vs SF (8-1 win, 6 innings)

4 or 5 homers allowed in a game, RHP..... 5 (tied club record), Scott Feldman, 8/17/2017 at Chi (tied club record)
 5 homers allowed in a game, LHP..... Brandon Claussen, 7/18/2005 vs Chi (tied club record)
 4 homers allowed in a game, LHP..... Amir Garrett, 5/23/2017 vs Cle
 3 or 4 homers allowed in an inning, RHP 4, Scott Feldman, 8/17/2017 at Chi (4th inning)
 4 homers allowed in an inning, LHP..... Brandon Claussen, 4/22/2006 at Mil (4th inning)
 3 homers allowed in an inning, LHP..... Brandon Finnegan, 7/5/2016 at Cubs (3rd inning)

2 straight complete gamesRHP Johnny Cueto, 4/16/2014 vs Pit (4-0 win) & 4/22/2014 at Pit (4-1 win)
 3 straight complete games RHP Jose Rijo, 9/17-9/26, 1990
 5 straight complete games LHP Tom Browning, 8/3-8/22, 1989
 6 straight complete games RHP Tom Seaver, 8/6-8/31, 1977
 2 straight complete-game shutouts RHP Tom Seaver, 9/20/1977 at SD (4-0 win) & 9/25/1977 at Atl (4-0 win)
 Complete game, both pitchers.....Cin's Brandon Finnegan & LA's Clayton Kershaw, 1-0 Reds loss on 5/23/2016 at LAD

Position player to pitch IF Scooter Gennett, 8/14/2017 at Cubs (15-5 loss)
 Position player to pitch, opponent Kevin Plawecki, 8/29/2017 vs NYM (14-4 win)
 Position player to catch Harry Spilman, 1g (2ip) in 1980
 Pitcher to play another position Wayne Granger, LF, 1970
 Pitcher to play another position, opponent Travis Wood, Pedro Strop & Spencer Patton, all in LF, 6/28/2016 vs Cubs (15 innings)

3 errors in a game 3B Jack Hannahan 8/10/2013 vs SD
 3 errors in a game, pitcher..... Ramon Ortiz, 8/7/2005 vs Fla
 4 errors in a game Pokey Reese, Opening Day 1998 vs SD
 3 errors in an inning..... Pokey Reese, Opening Day 1998 vs SD (3rd inning)
 3 passed balls in a game..... Jason LaRue, 8/14/2002 vs Ari

2 balks in a game RHP Johnny Cueto, 4/22/2015 at Mil & LHP Chris Hammond, 8/18/1990 vs Pit

3 batters hit by a pitch, inning..... Drew Storen, 5/8/2017 vs NYY (7th inning)

Walkoff win, wild pitch/passed ball 7/17/2016 vs Mil, Billy Hamilton scored on a Jonathan Lucroy passed ball
 Walkoff win, wild pitch/passed ball, opponent 8/12/2017 at Mil, wild pitch by Tim Adleman scored Erik Sogard (6-5 loss, 10 innings)
 8/16/2017 at Chi, wild pitch by Blake Wood scored Javier Baez (7-6 loss)

2018 NOTES





POSTSEASON

From 2010–2013, the Reds appeared in the Postseason in 3 of 4 seasons, including NL Central Division championships in 2010 and 2012 and a berth in the 2013 Wild Card Game. In club history, that Postseason stretch is matched only by the teams that made 6 playoff appearances during the Big Red Machine era (1970, '72, '73, '75, '76, '79).



REDS POSTSEASON HISTORY

15 POSTSEASON APPEARANCES

1919 * 1939 * 1940 * 1961 * 1970 * 1972 * 1973
1975 * 1976 * 1979 * 1990 * 1995 * 2010 * 2012 * 2013

5 WORLD SERIES TITLES

1919 * 1940 * 1975 * 1976 * 1990

9 NATIONAL LEAGUE PENNANTS

1919 * 1939 * 1940 * 1961 * 1970 * 1972 * 1975 * 1976 * 1990

10 DIVISION TITLES

1970 * 1972 * 1973 * 1975 * 1976 * 1979 * 1990 * 1995 * 2010 * 2012

In 1994, the Reds moved from the National League West to the NL Central.

Reds Postseason Record by Opponent

Franchise	NLWC	NLDS	NLCS	WS	Total
Arizona	--	--	--	--	--
Atlanta	--	--	0-4 (0-1)	--	0-4 (0-1)
Baltimore	--	--	--	1-4 (0-1)	1-4 (0-1)
Boston	--	--	--	4-3 (1-0)	4-3 (1-0)
Chicago (AL)	--	--	--	5-3 (1-0)	5-3 (1-0)
Chicago (NL)	--	--	--	--	--
Cleveland	--	--	--	--	--
Colorado	--	--	--	--	--
Detroit	--	--	--	4-3 (1-0)	4-3 (1-0)
Houston	--	--	--	--	--
Kansas City	--	--	--	--	--
Los Angeles (AL)	--	--	--	--	--
Los Angeles (NL)	--	3-0 (1-0)	--	--	3-0 (1-0)
Miami	--	--	--	--	--
Milwaukee	--	--	--	--	--
Minnesota	--	--	--	--	--
New York (NL)	--	--	2-3 (0-1)	--	2-3 (0-1)
New York (AL)	--	--	--	5-8 (1-2)	5-8 (1-2)
Oakland	--	--	--	7-4 (1-1)	7-4 (1-1)
Philadelphia	--	0-3 (0-1)	3-0 (1-0)	--	3-3 (1-1)
Pittsburgh	0-1 (0-1)	--	13-7 (4-1)	--	13-8 (4-2)
St. Louis	--	--	--	--	--
San Diego	--	--	--	--	--
San Francisco	--	2-3 (0-1)	--	--	2-3 (0-1)
Seattle	--	--	--	--	--
Tampa Bay	--	--	--	--	--
Texas	--	--	--	--	--
Toronto	--	--	--	--	--
Washington	--	--	--	--	--
Totals	0-1 (0-1)	5-6 (1-2)	18-14 (5-3)	26-25 (5-4)	49-46 (11-10)
Home Record	0-0	1-4	9-7	13-13	23-24
Road Record	0-1	4-2	9-7	13-12	26-22

(Series records in parentheses)

REDS POSTSEASON RESULTS

Year	Series	Opp	Result
1919	WS	Chi	W, 5-3
1939	WS	NYN	L, 4-0
1940	WS	Det	W, 4-3
1961	WS	NYN	L, 4-1
1970	NLCS	Pit	W, 3-0
	WS	Bal	L, 4-1
1972	NLCS	Pit	W, 3-2
	WS	Oak	L, 4-3
1973	NLCS	NYM	L, 3-2
1975	NLCS	Pit	W, 3-0
	WS	Bos	W, 4-3
1976	NLCS	Phi	W, 3-0
	WS	NYN	W, 4-0
1979	NLCS	Pit	L, 3-0
1990	NLCS	Pit	W, 4-2
	WS	Oak	W, 4-0
1995	NLDS	LAD	W, 3-0
	NLCS	Atl	L, 4-0
2010	NLDS	Phi	L, 3-0
2012	NLDS	SF	L, 3-2
2013	NLWC	Pit	L, 1-0

REDS POSTSEASON MVPs

Year	Series	Player
1975	WS	Pete Rose
1976	WS	Johnny Bench
1990	NLCS	Rob Dibble
1990	NLCS	Randy Myers
1990	WS	Jose Rijo

CLUBS WITH MULTIPLE WORLD SERIES TITLES

Team	Total
New York Yankees	27
St. Louis Cardinals	11
Boston Red Sox	8
Cincinnati Reds	5
New York Giants	5
Philadelphia Athletics	5
Pittsburgh Pirates	5
Los Angeles Dodgers	5
Detroit Tigers	4
Oakland Athletics	4
Baltimore Orioles	3
Chicago Cubs	3
Chicago White Sox	3
San Francisco Giants	3
Cleveland Indians	2
Florida Marlins	2
Kansas City	2
Minnesota Twins	2
New York Mets	2
Philadelphia Phillies	2
Toronto Blue Jays	2

REDS ALL-TIME POSTSEASON ROSTER

Anthony, Eric..... 1995	Eastwick, Rawly..... 1975, '76	Luque, Dolf..... 1919	Shoffner, Milt..... 1940
Armbrister, Ed..... 1973, '75, '76	Edwards, Johnny..... 1961	Lynch, Jerry..... 1961	Simmons, Al..... 1939
Armstrong, Jack..... 1990	Eller, Hod..... 1919	Magee, Sherry..... 1919	Simon, Alfredo..... 2012, '13
Arnovich, Morrie..... 1940	Fisher, Ray..... 1919	Mahler, Rick..... 1990	Smiley, John..... 1995
Arredondo, Jose..... 2012	Flynn, Doug..... 1976	Maloney, Jim..... 1961	Smith, Jimmy..... 1919
Arroyo, Bronson..... 2010, '12	Foster, George..... 1972, '73,	Marshall, Sean..... 2012, '13	Soto, Mario..... 1979
Auerbach, Rick..... 1979	75, '76, '79	Masset, Nick..... 2010	Spilman, Harry..... 1979
Bailey, Homer..... 2010, '12	Francisco, Juan..... 2010	May, Lee..... 1970	Stahl, Larry..... 1973
Bair, Doug..... 1979	Frazier, Todd..... 2012, '13	McCormick, Frank..... 1939, '40	Stewart, Jimmy..... 1970
Baker, Bill..... 1940	Freeze, Gene..... 1961	McCormick, Mike..... 1940	Stubbs, Drew..... 2010, '12
Bates, Billy..... 1990	Frey, Lonny..... 1939, '40	McEnaney, Will..... 1975, '76	Taubensee, Eddie..... 1995
Beggs, Joe..... 1940	Gagliano, Phil..... 1973	McGlothlin, Jim..... 1970, '72	Thompson, Junior..... 1939, '40
Bell, Gus..... 1961	Gamble, Lee..... 1939	McRae, Hal..... 1970, '72, '73	Tolan, Bobby..... 1970, '72, '73
Bench, Johnny..... 1970, '72,	Gant, Ron..... 1995	Menke, Denis..... 1972, '73	Tomlin, Dave..... 1973, '79
73, '75, '76, '79	Gernert, Dick..... 1961	Merritt, Jim..... 1970	Turner, Jim..... 1940
Benzinger, Todd..... 1990	Gerónimo, Cesar..... 1972, '73,	Mesoraco, Devin..... 2013	Uhlaender, Ted..... 1972
Berger, Wally..... 1939	75, '76, '79	Moore, Whitey..... 1939, '40	Valdez, Wilson..... 2012
Billingham, Jack..... 1972, '73,	Gomes, Jonny..... 2010	Morgan, Joe..... 1972, '73,	Vander Meer, Johnny..... 1940
75, '76	Goodman, Ival..... 1939, '40	75, '76, '79	Volquez, Edinson..... 2010
Blasingame, Don..... 1961	Granger, Wayne..... 1970	Morris, Hal..... 1990, '95	Votto, Joey..... 2010, '12, '13
Bongiovanni, Nino..... 1939	Griffey, Ken Sr..... 1973, '75, '76	Myers, Billy..... 1939, '40	Walters, Bucky..... 1939, '40
Boone, Bret..... 1995	Grimsley, Ross..... 1972, '73	Myers, Randy..... 1990	Walton, Jerome..... 1995
Borbon, Pedro..... 1972, '73,	Grissom, Lee..... 1939	Navarro, Dioner..... 2012	Washburn, Ray..... 1970
75, '76	Groh, Heinie..... 1919	Neale, Greasy..... 1919	Wells, David..... 1995
Bordagaray, Frenchy..... 1939	Guise, Witt..... 1940	Nelson, Roger..... 1973	Werber, Billy..... 1939, '40
Braggs, Glenn..... 1990	Gullett, Don..... 1970, '72,	Nix, Laynce..... 2010	Wilcox, Milt..... 1970
Branson, Jeff..... 1995	73, '75, '76	Nolan, Gary..... 1970, '72,	Wilson, Jimmie..... 1940
Brantley, Jeff..... 1995	Hague, Joe..... 1972	75, '76	Wingo, Ivey..... 1919
Bravo, Angel..... 1970	Hall, Tom..... 1972, '73	Norman, Fred..... 1973, '75,	Winningham, Herm..... 1990
Bray, Bill..... 2010	Hamilton, Billy..... 2013	76, '79	Wood, Travis..... 2010
Brosnan, Jim..... 1961	Hanigan, Ryan..... 2010, '12, '13	Oester, Ron..... 1990	Woodward, Woody..... 1970
Browning, Tom..... 1990	Hannah, Jack..... 2013	Oliver, Joe..... 1990	Zachry, Pat..... 1976
Broxton, Jonathan..... 2012	Harris, Lenny..... 1995	Ondrusek, Logan..... 2010, '13	Zimmerman, Jerry..... 1961
Bruce, Jay..... 2010, '12, '13	Hatcher, Billy..... 1990	O'Neill, Paul..... 1990	
Burba, Dave..... 1995	Heisey, Chris..... 2010, '12, '13	O'Toole, Jim..... 1961	
Cabrera, Orlando..... 2010	Helms, Tommy..... 1970	Parra, Manny..... 2013	
Cairo, Miguel..... 2010, '12	Henry, Bill..... 1961	Pastore, Frank..... 1979	
Carbo, Bernie..... 1970	Hernandez, Ramon..... 2010	Paul, Xavier..... 2012, '13	
Cardenas, Leo..... 1961	Hernandez, Xavier..... 1995	Perez, Tony..... 1970, '72,	
Carrasco, Hector..... 1995	Hershberger, Willard..... 1939	73, '75, '76	
Carroll, Clay..... 1970, '72,	Hoover, J.J..... 2012, '13	Phillips, Brandon..... 2010, '12, '13	
73, '75	Howard, Thomas..... 1995	Pinson, Vada..... 1961	
Chacon, Elio..... 1961	Hume, Tom..... 1979	Portugal, Mark..... 1995	
Chaney, Darrel..... 1970, '72,	Hunt, Ken..... 1961	Post, Wally..... 1961	
73, '75	Hutchings, Johnny..... 1940	Purkey, Bob..... 1961	
Chapman, Aroldis..... 2010, '12, '13	Itzuris, Cesar..... 2013	Quinones, Luis..... 1990	
Charlton, Norm..... 1990	Jackson, Danny..... 1990	Rariden, Bill..... 1919	
Choo, Shin-Soo..... 2013	Jackson, Mike..... 1995	Rath, Morrie..... 1919	
Cline, Ty..... 1970	Janish, Paul..... 2010	Reed, Jeff..... 1990	
Cloninger, Tony..... 1970	Javier, Julian..... 1972	Rettenmund, Merv..... 1975	
Coleman, Gordy..... 1961	Jay, Joey..... 1961	Rhodes, Arthur..... 2010	
Collins, Dave..... 1979	Johnson, Darrell..... 1961	Riddle, Elmer..... 1940	
Concepcion, Dave..... 1970, '72,	Johnson, Ken..... 1961	Riggs, Lew..... 1940	
73, '75, '76, '79	Jones, Sherman..... 1961	Rijo, Jose..... 1990	
Corrales, Pat..... 1970	Joost, Eddie..... 1940	Ring, Jimmy..... 1919	
Cozart, Zack..... 2012, '13	Kasko, Eddie..... 1961	Ripple, Jimmy..... 1940	
Craft, Harry..... 1939, '40	King, Hal..... 1973	Robinson, Derrick..... 2013	
Crosby, Ed..... 1973	Knight, Ray..... 1979	Robinson, Frank..... 1961	
Crowley, Terry..... 1975	Kopf, Larry..... 1919	Rosen, Scott..... 2010, '12	
Cruz, Hector..... 1979	Kosco, Andy..... 1973	Role, Pete..... 1970, '72,	
Cueto, Johnny..... 2010, '12, '13	LaCoss, Mike..... 1979	73, '75, '76	
Darcy, Pat..... 1975	Larkin, Barry..... 1990, '95	Roush, Edd..... 1919	
Daubert, Jake..... 1919	Latos, Mat..... 2012	Ruether, Dutch..... 1919	
Davis, Eric..... 1990	Leake, Mike..... 2012, '13	Sabo, Chris..... 1990	
Derringer, Paul..... 1939, '40	LeCure, Sam..... 2012, '13	Sallee, Slim..... 1919	
Dibble, Rob..... 1990	Leibrandt, Charlie..... 1979	Sanders, Reggie..... 1995	
Driessen, Dan..... 1973, '75,	Lewis, Darren..... 1995	Santiago, Benito..... 1995	
76, '79	Lewis, Mark..... 1995	Sarmiento, Manny..... 1976	
Duke, Zach..... 2013	Lombardi, Ernie..... 1939, '40	Schourek, Pete..... 1995	
Duncan, Mariano..... 1990, '95	Ludwick, Ryan..... 2012, '13	Scudder, Scott..... 1990	
Duncan, Pat..... 1919	Lum, Mike..... 1976	Seaver, Tom..... 1979	



Runners Left on Base (Game).....	12, 10/9/1919 at Chi (WS g8)
Runners Left on Base (Series).....	50, 1975 WS vs Bos
Runners Left on Base (Postseason).....	79, 1972 (30 vs Pit in NLCS, 49 vs Oak in WS)
Stolen Bases (Game).....	7, 10/5/1975 vs Pit (NLCS g2)
Stolen Bases (Series).....	12, 1972 WS vs Oak
Stolen Bases (Postseason).....	20, 1975 (11 vs Pit in NLCS, 9 vs Bos in WS)
Stolen Bases, Opponent (Game).....	3, 10/9/1990 at Pit (NLCS g4)
Stolen Bases, Opponent (Series).....	7, 1990 WS vs Oak
Stolen Bases, Opponent (Postseason).....	13, 1990 (6 vs Pit in NLCS, 7 vs Oak in WS)
Caught Stealing, Reds Baserunners (Game).....	2 (5x), Last: 10/11/1995 vs Atl (NLCS g2)
Caught Stealing, Reds Baserunners (Series).....	10, 1919 WS vs Chi
Caught Stealing, Reds Baserunners (Postseason).....	10, 1919 (10 vs Chi in WS)
Caught Stealing, Reds Catchers (Game).....	3, 10/3/1919 at Chi (WS g3)
Caught Stealing, Reds Catchers (Series).....	5, 1919 WS vs Chi
Caught Stealing, Reds Catchers (Postseason).....	5 (2x), 1919 (5 vs Chi in WS); 1972 (2 vs Pit in NLCS, 3 vs Oak in WS)
Errors (Game).....	4 (3x), 10/8/1919 vs Chi (WS g7); 10/8/1939 vs NYY (WS g4); 10/8/2010 at Phi (NLDS g2)
Errors (Series).....	13, 1919 WS vs Chi
Errors (Postseason).....	13, 1919 (13 vs Chi in WS)
Strikeouts, Reds Batters (Game).....	15, 10/7/1975 at Pit (NLCS g3, 10 Innings)
Strikeouts, Reds Batters (9-Inning Game).....	14, 10/18/1972 at Oak (WS g3)
Strikeouts, Reds Batters (Series).....	46, 1972 WS vs Oak
Strikeouts, Reds Batters (Postseason).....	74, 1972 (28 vs Pit in NLCS, 46 vs Oak in WS)
Strikeouts, Reds Pitchers (Game).....	16, 10/9/2012 vs SF (NLDS g3, 10 Innings)
Strikeouts, Reds Pitchers (9-Inning Game).....	12, 10/4/1990 vs Pit (NLCS g1)
Strikeouts, Reds Pitchers (Series).....	49, 1990 NLCS vs Pit
Strikeouts, Reds Pitchers (Postseason).....	77, 1990 (49 vs Pit in NLCS, 28 vs Oak in WS)
Walks, Reds Batters (Game).....	7, 10/9/1919 at Chi (WS g8)
Walks, Reds Batters (Series).....	27, 1972 WS vs Oak
Walks, Reds Batters (Postseason).....	37, 1972 (10 vs Pit in NLCS, 27 vs Oak in WS)
Walks, Reds Pitchers (Game).....	10, 10/6/1940 at Det (WS g5)
Walks, Reds Pitchers (Series).....	30 (2x), 1940 WS vs Det; 1975 WS vs Bos
Walks, Reds Pitchers (Postseason).....	40, 1975 (10 vs Pit in NLCS, 30 vs Bos in WS)
Hit Batsmen, Reds Batters (Game).....	2 (3x), 10/1/1919 vs Chi (WS g1); 10/9/1919 at Chi (WS g8); 10/8/1961 vs NYY (WS g4)
Hit Batsmen, Reds Batters (Series).....	5, 1919 WS vs Chi
Hit Batsmen, Reds Batters (Postseason).....	5, 1919 (5 vs Chi in WS)
Hit Batsmen, Reds Pitchers (Game).....	3, 10/8/2010 at Phi (NLDS g2)
Hit Batsmen, Reds Pitchers (Series).....	3 (2x), 1919 WS vs Chi; 2010 NLDS vs Phi
Hit Batsmen, Reds Pitchers (Postseason).....	3 (3x), 1919 (3 vs Chi in WS); 1972 (2 vs Pit in NLCS, 1 vs Oak in WS); 2010 (3 vs Phi in NLDS)

REDS WALK-OFF VICTORIES (6)

Game	Opp.	Winning Run	Final (Inn.)
*1972 NLCS Game 5	Pit	Wild pitch (Foster scores)	W, 4-3 (9)
1973 NLCS Game 1	NYM	Bench solo home run	W, 2-1 (9)
1975 WS Game 3	Bos	Morgan single (Geronimo scores)	W, 6-5 (10)
*1976 NLCS Game 3	Phi	Griffey single (Concepcion scores)	W, 7-6 (9)
1976 WS Game 2	NYN	Perez single (Griffey scores)	W, 4-3 (9)
1990 WS Game 2	Oak	Oliver single (Bates scores)	W, 5-4 (10)

* Clinched series victory

REDS WALK-OFF LOSSES (3)

Game	Opp.	Winning Run	Final (Inn.)
1939 WS Game 1	NYN	Dickey single (Keller scores)	L, 2-1 (9)
1972 WS Game 4	Oak	Mangual single (Tenace scores)	L, 3-2 (9)
1975 WS Game 6	Bos	Fisk solo home run	L, 7-6 (12)

REDS EXTRA-INNING GAMES (13)

Game	Opp.	Inn.	Result
1973 NLCS Game 4	at NYM	12	W, 2-1
1975 WS Game 6	at Bos	12	L, 7-6
1979 NLCS Game 1	vs Pit	11	L, 5-2
1995 NLCS Game 1	vs Atl	11	L, 2-1
1919 WS Game 6	vs Chi	10	L, 5-4
1939 WS Game 4	vs NYN	10	L, 7-4
1970 NLCS Game 1	at Pit	10	W, 3-0
1975 NLCS Game 3	at Pit	10	W, 5-3
1975 WS Game 3	vs Bos	10	W, 6-5
1979 NLCS Game 2	vs Pit	10	L, 3-2
1990 WS Game 2	vs Oak	10	W, 5-4
1995 NLCS Game 2	vs Atl	10	L, 6-2
2012 NLDS Game 3	vs SF	10	L, 2-1

REDS POSTSEASON INDIVIDUAL BATTING RECORDS

Batting Average (Series, Minimum 10 PA).....	.750, Billy Hatcher (9-for-12, 1990 WS vs Oak)
Batting Average (Postseason, Minimum 10 PA).....	.571, Ivey Wingo, 1919 (4-for-7)
Slugging Percentage (Series, Minimum 10 PA).....	1.250, Billy Hatcher (9-for-12, 4 2b, 3b, 1990 WS vs Oak)
Slugging Percentage (Postseason, Minimum 10 PA).....	.926, Johnny Bench, 1976 (12-for-27, 2 2b, 3b, 3hr)
On-Base Percentage (Series, Minimum 10 PA).....	.800, Billy Hatcher (9-for-12, 2bb, hbp, 1990 WS vs Oak)
On-Base Percentage (Postseason, Minimum 10 PA).....	.700, Ivey Wingo, 1919 (4-for-7, 3bb)
Plate Appearances (Game).....	6 (15x), Last: 8 players in 1975 WS g6
Plate Appearances (Series).....	37, Morrie Rath (1919 WS vs Chi)
Plate Appearances (Postseason).....	54, Pete Rose, 1972 (22 vs Pit in NLCS, 32 vs Oak in WS)
At-Bats (Game).....	6 (8x), Last: 6 players in 1975 WS g6
At-Bats (Series).....	31, Morrie Rath (1919 WS vs Chi)
At-Bats (Postseason).....	48, Pete Rose, 1972 (20 vs Pit in NLCS, 28 vs Oak in WS)
Runs Scored (Game).....	3 (3x), Bobby Tolan (1970 NLCS g2); Billy Hatcher (1990 WS g1); Bret Boone (1995 NLDS g3)
Runs Scored (Series).....	6 (4x), Heinie Groh (1919 WS vs Chi); Edd Roush (1919 WS vs Chi); Lee May (1970 WS vs Bal); Billy Hatcher (1990 WS vs Oak)
Runs Scored (Postseason).....	9, Joe Morgan, 1972 (5 vs Pit in NLCS, 4 vs Oak in WS)
Runs Batted In (Game).....	5, Johnny Bench (1976 WS g4)
Runs Batted In (Series).....	8 (2x), Pat Duncan (1919 WS vs Chi); Lee May (1970 WS vs Bal)
Runs Batted In (Postseason).....	11, Tony Perez, 1975 (4 vs Pit in NLCS, 7 vs Bos in WS)
Hits (Game).....	4, Billy Hatcher (1990 WS g2)
Hits (Series).....	10 (4x), Greasy Neale (1919 WS vs Chi); Billy Werber (1940 WS vs Det); Tony Perez (1972 WS vs Oak); Pete Rose (1975 WS vs Bos)
Hits (Postseason).....	15 (2x), Pete Rose, 1972 (9 vs Pit in NLCS, 6 vs Oak in WS); Pete Rose, 1975 (5 vs Pit in NLCS, 10 vs Bos in WS)
Doubles (Game).....	2 (8x), Last: Brandon Phillips (2012 NLDS g2)
Doubles (Series).....	4 (3x), Billy Werber (1940 WS vs Det); Pete Rose (1972 NLCS vs Pit); Billy Hatcher (1990 WS vs Oak)
Doubles (Postseason).....	5, Billy Hatcher, 1990 (1 vs Pit in NLCS, 4 vs Oak in WS)
Triples (Game).....	2, Dutch Ruether (1919 WS g1)
Triples (Series).....	2 (2x), Dutch Ruether (1919 WS vs Chi); Larry Kopf (1919 WS vs Chi)
Triples (Postseason).....	2 (2x), Dutch Ruether, 1919 WS (2 vs Chi in WS); Larry Kopf, 1919 WS (2 vs Chi in WS)
Home Runs (Game).....	2 (3x), Tony Perez (1975 WS g5); Johnny Bench (1976 WS g4); Chris Sabo (1990 WS g3)
Home Runs (Series).....	3 (2x), Tony Perez (1975 WS vs Bos); Ryan Ludwick (2012 NLDS vs SF)
Home Runs (Postseason).....	4, Tony Perez, 1975 (1 vs Pit in NLCS, 3 vs Bos in WS)
Extra-Base Hits (Game).....	3 (2x), Pete Rose (1976 NLCS g1); Billy Hatcher (1990 WS g2)
Extra-Base Hits (Series).....	5, Billy Hatcher (1990 WS vs Oak)
Extra-Base Hits (Postseason).....	7, Billy Hatcher, 1990 (2 vs Pit in NLCS, 5 vs Oak in WS)
Walks (Game).....	3 (2x), Ivey Wingo (1919 WS g7); Joe Morgan (1976 NLCS g1)
Walks (Series).....	6 (3x), Heinie Groh (1919 WS vs Chi); Joe Morgan (1972 WS vs Oak); Joe Morgan (1976 NLCS vs Phi)
Walks (Postseason).....	8, Joe Morgan, 1976 (6 vs Phi in NLCS, 2 vs NYY in WS)
Intentional Walks (Game).....	2 (4x), Last: Joe Morgan (1976 NLCS g2)
Intentional Walks (Series).....	3 (2x), Johnny Bench (1972 WS vs Oak); Cesar Geronimo (1975 WS vs Bos)
Intentional Walks (Postseason).....	3 (5x), Last: Hal Morris, 1995 (2 vs LAD in NLDS, 1 vs Atl in NLCS)
Strikeouts (Game).....	5, Reggie Sanders (1995 NLDS g3)
Strikeouts (Series).....	10, Reggie Sanders (1995 NLCS vs Atl)
Strikeouts (Postseason).....	19, Reggie Sanders, 1995 (9 vs LAD in NLDS, 10 vs Atl in NLCS)
Hit by Pitch (Game).....	2, Frank Robinson (1961 WS g4)
Hit by Pitch (Series).....	2 (2x), Edd Roush (1919 WS vs Chi); Frank Robinson (1961 WS vs NYY)
Hit by Pitch (Postseason).....	2 (2x), Edd Roush, 1919 (2 vs Chi in WS); Frank Robinson, 1961 (2 vs NYY in WS)
Stolen Bases (Game).....	3 (2x), Joe Morgan (1975 NLCS g1); Ken Griffey (1975 NLCS g2)
Stolen Bases (Series).....	5, Bobby Tolan (1972 WS vs Oak)
Stolen Bases (Postseason).....	6, Joe Morgan, 1975 (4 vs Pit in NLCS, 2 vs Bos in WS)



REDS POSTSEASON CLUB RECORDS

Runs Scored (Inning).....	7, 10/19/1990 at Oak (WS g3, 3rd Inning)
Runs Scored (Game).....	10 (2x), 10/9/1919 at Chi (WS g8, W 10-5); 10/6/1995 vs LAD (NLDS g3, W 10-1)
Runs Scored (Series).....	35, 1919 WS vs Chi
Runs Scored (Postseason).....	48, 1975 (19 vs Pit in NLCS, 29 vs Bos in WS)
Fewest Runs Scored (Game).....	0 (9x), Last: 10/10/2010 vs Phi (NLDS g3, L 2-0)
Fewest Runs Scored (Series).....	4, 2010 NLDS vs Phi
Fewest Runs Scored (Postseason).....	4, 2010 (4 vs Phi in NLDS)
Runs Allowed (Inning).....	6 (2x), 10/11/1975 at Bos (WS g1, 7th Inning); 10/11/2012 vs SF (NLDS g5, 5th Inning)
Runs Allowed (Game).....	13, 10/9/1961 vs NYY (WS g5, L 13-5)
Runs Allowed (Series).....	33, 1970 WS vs Bal
Runs Allowed (Postseason).....	37, 1975 (7 vs Pit in NLCS, 30 vs Bos in WS)
Fewest Runs Allowed (Game).....	0 (7x), Last: 10/7/2012 at SF (NLDS g2, W 9-0)
Fewest Runs Allowed (Series).....	3, 1970 NLCS vs Pit
Fewest Runs Allowed (Postseason).....	13, 2010 (13 vs Phi in NLDS)
Largest Margin of Victory (Game).....	9 (2x), 10/6/1995 vs LAD (NLDS g3, W 10-1); 10/7/2012 at SF (NLDS g2, W 9-0)
Largest Run Differential (Series).....	+15 (2x), 1919 WS vs Chi (35 RS, 20 RA); 1995 NLDS vs LAD (22 RS, 7 RA)
Largest Run Differential (Postseason).....	+22, 1976 (41 RS, 19 RA)
Largest Margin of Defeat (Game).....	8 (2x), 10/6/1940 at Det (WS g5, L 8-0); 10/9/1961 vs NYY (WS g5, L 13-5)
Largest Run Differential (Series).....	-15, 1973 NLCS vs NYM (8 RS, 23 RA)
Largest Run Differential (Postseason).....	-15, 1973 (8 RS, 23 RA)
Hits (Game).....	16, 10/9/1919 at Chi (WS g8)
Hits (Series).....	64, 1919 WS vs Chi
Hits (Postseason).....	94, 1990 (49 vs Pit in NLCS, 45 vs Oak in WS)
Fewest Hits (Game).....	0, 10/6/2010 at Phi (NLDS g1, Roy Halladay No-Hitter)
Fewest Hits (Series).....	11, 2010 NLDS vs Phi
Fewest Hits (Postseason).....	11, 2010 (11 vs Phi in NLDS)
Hits Allowed (Game).....	15 (2x), 10/9/1961 vs NYY (WS g5); 10/15/1970 at Bal (WS g5)
Hits Allowed (Series).....	60, 1975 WS vs Bos
Hits Allowed (Postseason).....	80, 1975 (20 vs Pit in NLCS, 60 vs Bos in WS)
Fewest Hits Allowed (Game).....	1, 10/12/1990 vs Pit (NLCS g6)
Fewest Hits Allowed (Series).....	20, 1975 NLCS vs Pit
Fewest Hits Allowed (Postseason).....	21, 2010 (21 vs Phi in NLDS)
Doubles (Game).....	5 (2x), 10/9/1976 at Phi (NLCS g1); 10/3/1995 at LAD (NLDS g1)
Doubles (Series).....	14, 1940 WS vs Det
Doubles (Postseason).....	18, 1990 (9 vs Pit in NLCS, 9 vs Oak in WS)
Triples (Game).....	3, 10/1/1919 vs Chi (WS g1)
Triples (Series).....	7, 1919 WS vs Chi
Triples (Postseason).....	7, 1919 (7 vs Chi in WS)
Home Runs (Game).....	3 (2x), 10/14/1975 vs Bos (WS g3); 10/6/1995 vs LAD (NLDS g3)
Home Runs (Series).....	7, 1975 WS vs Bos
Home Runs (Postseason).....	11, 1975 (4 vs Pit in NLCS, 7 vs Bos in WS)
Home Runs Allowed (Game).....	4, 10/7/1939 vs NYY (WS g3)
Home Runs Allowed (Series).....	10, 1970 WS vs Bal
Home Runs Allowed (Postseason).....	10, 1970 (0 vs Pit in NLCS, 10 vs Bal in WS)
Extra-Base Hits (Game).....	8, 10/9/1976 at Phi (NLCS g1)
Extra-Base Hits (Series).....	19, 1975 WS vs Bos
Extra-Base Hits (Postseason).....	28, 1976 (11 vs Phi in NLCS, 17 vs NYY in WS)
Extra-Base Hits Allowed (Game).....	8, 10/10/2012 vs SF (NLDS g4)
Extra-Base Hits Allowed (Series).....	17, 1970 WS vs Bal
Extra-Base Hits Allowed (Postseason).....	23, 1970 (6 vs Pit in NLCS, 17 vs Bal in WS)

REDS POSTSEASON BATTING LEADERS, TOP 10 ALL-TIME

GAMES PLAYED

Johnny Bench.....	45
Pete Rose.....	42
Tony Perez.....	42
Joe Morgan.....	37
Cesar Geronimo.....	35
Dave Concepcion.....	32
George Foster.....	21
Bobby Tolan.....	20
Ken Griffey.....	20
Darrel Chaney.....	19

RUNS SCORED

Johnny Bench.....	27
Joe Morgan.....	21
Pete Rose.....	20
Tony Perez.....	16
Dave Concepcion.....	13
Bobby Tolan.....	13
Barry Larkin.....	11
George Foster.....	11
Ken Griffey.....	11
Cesar Geronimo.....	9

TRIPLES

Johnny Bench.....	3
Dave Concepcion.....	3
Pete Rose.....	2
Cesar Geronimo.....	2
Ken Griffey.....	2
Dutch Ruether.....	2
Barry Larkin.....	2
Larry Kopf.....	2
9 players tied with 1	

STRIKEOUTS

Tony Perez.....	35
Cesar Geronimo.....	34
Johnny Bench.....	29
Reggie Sanders.....	19
Joe Morgan.....	14
Pete Rose.....	13
George Foster.....	13
Dave Concepcion.....	12
Scott Rolen.....	12
Tolan, Menke, Duncan..	11

BATTING AVERAGE

Billy Hatcher.....	.519 (14-27)
Ryan Ludwick.....	.409 (9-22)
Hal McRae.....	.375 (9-24)
Chris Sabo.....	.368 (14-38)
Greasy Neale.....	.357 (10-28)
Johnny Edwards.....	.346 (9-26)
Barry Larkin.....	.338 (24-71)
Jimmy Ripple.....	.333 (7-21)
Billy Werber.....	.326 (14-43)
Pete Rose.....	.318 (55-173)

PLATE APPEARANCES

Pete Rose.....	194
Johnny Bench.....	188
Tony Perez.....	178
Joe Morgan.....	165
Cesar Geronimo.....	131
Dave Concepcion.....	112
George Foster.....	85
Ken Griffey.....	83
Bobby Tolan.....	83
Barry Larkin.....	78

RUNS BATTED IN

Tony Perez.....	25
Johnny Bench.....	20
Pete Rose.....	16
Dave Concepcion.....	13
Bobby Tolan.....	13
George Foster.....	12
Joe Morgan.....	11
Cesar Geronimo.....	11
Ken Griffey.....	11
Lee May.....	10

HOME RUNS

Johnny Bench.....	10
Tony Perez.....	6
Pete Rose.....	5
Joe Morgan.....	3
Cesar Geronimo.....	3
George Foster.....	3
Chris Sabo.....	3
Ryan Ludwick.....	3
6 players tied with 2	

WALKS

Joe Morgan.....	27
Johnny Bench.....	18
Pete Rose.....	17
Tony Perez.....	14
Cesar Geronimo.....	8
George Foster.....	8
Denis Menke.....	7
Barry Larkin.....	7
7 players tied with 6	

ON-BASE PERCENTAGE

Billy Hatcher.....	.567 (14-27, 2bb, hbp)
Ryan Ludwick.....	.519 (9-22, 4bb, hbp)
Jimmy Ripple.....	.440 (7-21, 4bb)
Paul O'Neill.....	.429 (9-29, 6bb)
Billy Werber.....	.408 (14-43, 6bb)
Chris Sabo.....	.405 (14-38, 3bb, sf)
Greasy Neale.....	.400 (10-28, 2bb)
Barry Larkin.....	.397 (24-71, 7bb)
Benito Santiago.....	.393 (6-22, 5bb, sf)
Pete Rose.....	.380 (55-173, 17bb, hbp, sf)

(Minimum 25 plate appearances)

HITS

Pete Rose.....	55
Johnny Bench.....	45
Tony Perez.....	38
Dave Concepcion.....	30
Joe Morgan.....	25
Barry Larkin.....	24
George Foster.....	22
Bobby Tolan.....	21
Cesar Geronimo.....	20
Ken Griffey.....	18

DOUBLES

Pete Rose.....	10
Johnny Bench.....	8
Joe Morgan.....	8
Tony Perez.....	6
Ken Griffey.....	5
Barry Larkin.....	5
Billy Hatcher.....	5
Dave Concepcion.....	4
Billy Werber.....	4
Brandon Phillips.....	4

STOLEN BASES

Joe Morgan.....	14
Ken Griffey.....	8
Barry Larkin.....	8
Dave Concepcion.....	7
Bobby Tolan.....	7
Johnny Bench.....	6
Cesar Geronimo.....	3
8 players tied with 2	

INTENTIONAL WALKS

Johnny Bench.....	6
Hal Morris.....	4
Pete Rose.....	4
Darrel Chaney.....	4
Joe Morgan.....	3
Cesar Geronimo.....	3
Dan Driessen.....	2
Jimmy Ripple.....	2
Todd Benzinger.....	2
Gene Freese.....	2

HITTING STREAKS

10 Barry Larkin	1990 WS g2/3/4; 1995 NLDS g1/2/3; 1995 NLCS g1/2/3/4
9 Billy Werber	1939 WS g2/3/4; 1940 WS g1/2/3/4/5/6
Pete Rose	1975 WS g2/3/4/5/6/7; 1976 NLCS g1/2/3
8 Dave Concepcion	1976 NLCS g3; 1976 WS g1/2/3/4; 1979 NLCS g1/2/3
Johnny Bench	1976 NLCS g1/2/3; 1976 WS g1/2/3/4; 1979 NLCS g1
Pete Rose	1970 WS g3/4/5; 1972 NLCS g1/2/3/4/5
Tony Perez	1972 NLCS g5; 1972 WS g1/2/3/4/5/6/7
7 Brandon Phillips	2010 NLDS g2/3; 2012 NLCS g1/2/3/4/5
Bobby Tolan	1970 NLCS g1/2/3; 1970 WS g1/2/3/4
George Foster	1976 NLCS g3; 1976 WS g1/2/3/4; 1979 NLCS g1/2
Hal McRae	1970 WS g2/3/5; 1972 WS g1/2/4/6
Ken Griffey	1975 WS g4/5/6/7; 1976 NLCS g1/2/3

SLUGGING PERCENTAGE

Ryan Ludwick.....	.909 (9-22, 2 2b, 3hr)
Billy Hatcher.....	.889 (14-27, 5 2b, 3b, hr)
Chris Sabo.....	.632 (14-38, 2b, 3hr)
Lee May.....	.600 (9-30, 3 2b, 2hr)
Brandon Phillips.....	.575 (13-40, 4 2b, 2hr)
Jimmy Ripple.....	.571 (7-21, 2 2b, hr)
Johnny Bench.....	.527 (45-169, 8 2b, 3 3b, 10hr)
Paul O'Neill.....	.517 (9-29, 3 2b, hr)
Jay Bruce.....	.516 (8-31, 2 2b, 2hr)
Hal McRae.....	.500 (9-24, 3 2b)

**REDS POSTSEASON INDIVIDUAL PITCHING RECORDS**

Appearances (Series).....	6, Pedro Borbon (1972 WS vs Oak)
Appearances (Postseason).....	9, Pedro Borbon, 1972 (3 vs Pit in NLCS, 6 vs Oak in WS)
Games Started (Series).....	3 (2x), Paul Derringer (1940 WS vs Det); Don Gullett (1975 WS vs Bos)
Games Started (Postseason).....	4 (2x), Don Gullett, 1975 (1 vs Pit in NLCS, 3 vs Bos in WS); Jose Rijo, 1990 (2 vs Pit in NLCS, 2 vs Oak in WS)
Innings Pitched (Game).....	9.0 (14x), Last: Don Gullett (1975 NLCS g1)
Innings Pitched (Series).....	19.1, Paul Derringer (1940 WS vs Det)
Innings Pitched (Postseason).....	27.2 (2x), Don Gullett, 1975 (9 vs Pit in NLCS, 18.2 vs Bos in WS); Jose Rijo, 1990 (12.1 vs Pit in NLCS, 15.1 vs Oak in WS)
Wins (Series).....	2 (6x), Last: Jose Rijo (1990 WS vs Oak)
Wins (Postseason).....	3 (3x), Ross Grimsley, 1972 (1 vs Pit in NLCS, 2 vs Oak in WS); Rawly Eastwick, 1975 (1 vs Pit in NLCS, 2 vs Bos in WS); Jose Rijo, 1990 (1 vs Pit in NLCS, 2 vs Oak in WS)
Losses (Series).....	2 (2x), Bucky Walters (1939 WS vs NYY); Jim O'Toole (1961 WS vs NYY)
Losses (Postseason).....	2 (3x), Bucky Walters, 1939 (2 vs NYY in WS); Jim O'Toole, 1961 (2 vs NYY in WS); Clay Carroll, 1972 (1 vs Pit in NLCS, 1 vs Oak in WS)
Saves (Series).....	3, Randy Myers (1990 NLCS vs Pit)
Saves (Postseason).....	4, Randy Myers, 1990 (3 vs Pit in NLCS, 1 vs Oak in WS)
Hits Allowed (Game).....	10 (3x), Slim Sallee (1919 WS g2); Hod Eller (1919 WS g8); Don Gullett (1975 WS g1)
Hits Allowed (Series).....	19 (2x), Slim Sallee (1919 WS vs Chi); Don Gullett (1975 WS vs Bos)
Hits Allowed (Postseason).....	27, Don Gullett, 1975 (8 vs Pit in NLCS, 19 vs Bos in WS)
Runs Allowed (Game).....	7, Junior Thompson (1939 WS g3)
Runs Allowed (Series).....	9, Don Gullett (1975 WS vs Bos)
Runs Allowed (Postseason).....	12, Don Gullett, 1975 (3 vs Pit in NLCS, 9 vs Bos in WS)
Earned Runs Allowed (Game).....	7, Junior Thompson (1939 WS g3)
Earned Runs Allowed (Series).....	9, Don Gullett (1975 WS vs Bos)
Earned Runs Allowed (Postseason).....	12, Don Gullett, 1975 (3 vs Pit in NLCS, 9 vs Bos in WS)
Strikeouts (Game).....	10, Homer Bailey (2012 NLDS g3)
Strikeouts (Series).....	15 (3x), Hod Eller (1919 WS vs Chi); Don Gullett (1975 WS vs Bos); Jose Rijo (1990 NLCS vs Pit)
Strikeouts (Postseason).....	29, Jose Rijo, 1990 (15 vs Pit in NLCS, 14 vs Oak in WS)
Walks (Game).....	6 (2x), Paul Derringer (1940 WS g4); Joey Jay (1961 WS g2)
Walks (Series).....	10 (2x), Paul Derringer (1940 WS vs Det); Don Gullett (1975 WS vs Bos)
Walks (Postseason).....	12 (2x), Don Gullett, 1975 (2 vs Pit in NLCS, 10 vs Bos in WS); Jose Rijo, 1990 (7 vs Pit in NLCS, 5 vs Oak in WS)

10 + STRIKEOUTS IN A GAME, REDS PITCHERS

K	Game	Opp	Pitchers Used (K)
16	2012 NLDS g3 (10 Innings)	vs SF	Bailey (10), Marshall (1), Chapman (2), Broxton (3)
12	1990 NLCS g1	vs Pit	Rijo (8), Charlton (1), Dibble (3)
11	1970 WS g1	vs Bal	Nolan (7), Carroll (4)
	1990 NLCS g3	at Pit	Jackson (4), Dibble (3), Charlton (1), Myers (3)
10	1940 WS g1	vs Det	Derringer (1), Moore (7), Riddle (2)
	1990 NLCS g4	at Pit	Rijo (7), Myers (1), Dibble (2)
	1995 NLDS g3	vs LAD	Wells (8), Jackson (1), Brantley (1)

0 WALKS ISSUED IN A GAME, REDS PITCHERS

Game	Opp	Pitchers Used (IP)
1919 WS g7	vs Chi	Slim Sallee (4.1), Ray Fisher (0.2), Dolf Luque (4.0)
1939 WS g2	at NYY	Bucky Walters (8.0)
1940 WS g3	at Det	Jim Turner (6.0), Whitey Moore (1.0), Joe Beggs (1.0)
1972 NLCS g1	at Pit	Don Gullett (6.0), Pedro Borbon (2.0)
1972 NLCS g4	vs Pit	Ross Grimsley (9.0)

REDS POSTSEASON PITCHING LEADERS, TOP 10 ALL-TIME

APPEARANCES

Clay Carroll.....	22
Pedro Borbon.....	20
Don Gullett.....	17
Gary Nolan.....	11
Jack Billingham.....	10
Rawly Eastwick.....	9
Tom Hall.....	9
Will McEnaney.....	8
Grimsley, Myers, Dibble.....	7

WINS

Don Gullett.....	4
Clay Carroll.....	4
Rawly Eastwick.....	4
Jose Rijo.....	3
Ross Grimsley.....	3
7 players tied with 2	

HITS ALLOWED

Don Gullett.....	61
Gary Nolan.....	53
Jack Billingham.....	28
Paul Derringer.....	26
Fred Norman.....	26
Clay Carroll.....	24
Bucky Walters.....	21
4 players tied with 19	

GAMES STARTED

Gary Nolan.....	11
Don Gullett.....	10
Jack Billingham.....	6
Paul Derringer.....	5
Fred Norman.....	4
Jose Rijo.....	4
6 players tied with 3	

LOSSES

Don Gullett.....	3
Johnny Cueto.....	2
Clay Carroll.....	2
Ross Grimsley.....	2
Gary Nolan.....	2
Paul Derringer.....	2
Bucky Walters.....	2
Jim O'Toole.....	2
Junior Thompson.....	2
28 players tied with 1	

RUNS ALLOWED

Don Gullett.....	27
Gary Nolan.....	22
Fred Norman.....	13
Junior Thompson.....	13
Paul Derringer.....	12
Bucky Walters.....	12
Jack Billingham.....	11
4 players tied with 8	

INNINGS PITCHED

Don Gullett.....	78.1
Gary Nolan.....	59.1
Jack Billingham.....	42.0
Paul Derringer.....	34.2
Clay Carroll.....	32.1
Bucky Walters.....	29.0
Jose Rijo.....	27.2
Pedro Borbon.....	26.0
Fred Norman.....	23.1
Pete Schourek.....	21.1

SAVES

Randy Myers.....	4
Pedro Borbon.....	3
Will McEnaney.....	3
Clay Carroll.....	2
Don Gullett.....	1
Jack Billingham.....	1
Rawly Eastwick.....	1
Tom Hall.....	1
Rob Dibble.....	1
Jeff Brantley.....	1

EARNED RUN AVERAGE

Rob Dibble.....	0.00 (7g, 9.2ip, 0er)
Randy Myers.....	0.00 (7g, 8.2ip, 0er)
Bronson Arroyo.....	0.73 (2gs, 12.1ip, 1er)
Homer Bailey.....	1.00 (2g, 1gs, 9ip, 1er)
Slim Sallee.....	1.35 (2gs, 13.1ip, 2er)
Clay Carroll.....	1.39 (22g, 32.1ip, 5er)
Norm Charlton.....	1.50 (5g, 6ip, 1er)
Bob Purkey.....	1.64 (2g, 1gs, 11ip, 2er)
Pete Schourek.....	1.69 (3gs, 21.1ip, 4er)
Aroldis Chapman.....	1.93 (5g, 4.2ip, 1er)

*Minimum 5g or 9ip

COMPLETE GAMES BY REDS PITCHERS

CG	Pitcher	Game	Opp	IP	
3	Paul Derringer	1939 WS g1	at NYY	8.1	
		1940 WS g4	at Det	9.0	
		1940 WS g7	vs Det	9.0	
	Bucky Walters	1939 WS g2	at NYY	8.0	
		1940 WS g2	vs Det	9.0	
		1940 WS g6	vs Det	9.0	
2	Hod Eller	1919 WS g5	at Chi	9.0	
		1919 WS g8	at Chi	9.0	
1	Don Gullett	1975 NLCS g1	vs Pit	9.0	
		Ross Grimsley	1972 NLCS g4	vs Pit	9.0
		Joey Jay	1961 WS g2	at NYY	9.0
		Slim Sallee	1919 WS g2	vs Chi	9.0
		Dutch Ruether	1919 WS g1	vs Chi	9.0
		Jimmy Ring	1919 WS g4	at Chi	9.0
Bob Purkey	1961 WS g3	vs NYY	9.0		

SHUTOUTS BY REDS PITCHERS

Game	Opp	Score	Pitchers Used (IP)
1919 WS g4	at Chi	W, 2-0	Ring (9)
1919 WS g5	at Chi	W, 5-0	Eller (9)
1940 WS g6	vs Det	W, 4-0	Walters (9)
1970 NLCS g1	at Pit	W, 3-0	Nolan (9), Carroll (1)
1972 WS g3	at Oak	W, 1-0	Billingham (8), Carroll (1)
1990 WS g1	vs Oak	W, 7-0	Rijo (7), Dibble (1), Myers (1)
2012 NLDS g2	at SF	W, 9-0	Arroyo (7), Hoover (1), Arredondo (1)

FEWEST HITS ALLOWED BY REDS PITCHERS

Game	Opp	Hits	Pitchers Used (Hits Allowed)
1990 NLCS g6	vs Pit	1	Jackson (1), Charlton (0), Myers (0)
1972 NLCS g4	vs Pit	2	Grimsley (2)
1990 WS g4	at Oak	2	Rijo (2), Myers (0)
2012 NLDS g2	at SF	2	Arroyo (1), Hoover (0), Arredondo (1)


1919 WORLD SERIES
CINCINNATI REDS 5, CHICAGO WHITE SOX 3
Game 1 @ CIN (Crosley Field) - Reds 9, White Sox 1

Oct. 1 - The Reds snapped a 1-1 tie in the fourth inning with 4 runs off Eddie Cicotte...Dutch Ruether went the distance and held the Sox to just 6 hits...he also helped his own cause with 3 hits at the plate.

	1	2	3	4	5	6	7	8	9	R	H	E	Attendance
Chi	0	1	0	0	0	0	0	0	0	1	6	1	30,511
Cin	1	0	0	5	0	0	2	1	x	9	14	1	

WP - Ruether (1-0), LP - Cicotte (0-1), Save - None
HR - None

Game 2 @ CIN (Crosley Field) - Reds 4, White Sox 2

Oct. 2 - Larry Kopf's 2-run triple capped a 3-run fourth inning...the Reds added a run in the sixth on an RBI-single by Greasy Neale...Slim Sallee went the distance, allowing just 2 runs while scattering 10 hits.

	1	2	3	4	5	6	7	8	9	R	H	E	Attendance
Chi	0	0	0	0	0	0	2	0	0	2	10	1	29,698
Cin	0	0	0	3	0	1	0	0	x	4	4	3	

WP - Sallee (1-0), LP - Williams (0-1), Save - None
HR - None

Game 3 @ CHI (Comiskey Park) - White Sox 3, Reds 0

Oct. 3 - Dickie Kerr earned the complete-game shutout...the Sox got all the runs they would need in the second inning on a 2-run single by Chick Gandil...Reds batters produced just 3 hits.

	1	2	3	4	5	6	7	8	9	R	H	E	Attendance
Cin	0	0	0	0	0	0	0	0	0	0	3	1	29,126
Chi	0	2	0	1	0	0	0	0	x	3	7	0	

WP - Kerr (1-0), LP - Fisher (0-1), Save - None
HR - None

Game 4 @ CHI (Comiskey Park) - Reds 2, White Sox 0

Oct. 4 - Jimmy Ring earned the complete-game shutout for the Reds, allowing Chicago just 3 hits...the Reds scored twice in the fifth inning on a White Sox error and an RBI-double by Greasy Neale.

	1	2	3	4	5	6	7	8	9	R	H	E	Attendance
Cin	0	0	0	0	2	0	0	0	0	2	5	2	34,363
Chi	0	0	0	0	0	0	0	0	0	0	3	2	

WP - Ring (1-0), LP - Cicotte (0-2), Save - None
HR - None

Game 5 @ CHI (Comiskey Park) - Reds 5, White Sox 0

Oct. 6 - Four runs in the sixth inning, including 2 on Edd Roush's triple, broke open a scoreless game...Hod Eller fanned 9 batters, including 6 in a row at one point, en route to the complete-game shutout.

	1	2	3	4	5	6	7	8	9	R	H	E	Attendance
Cin	0	0	0	0	0	4	0	0	1	5	4	0	34,379
Chi	0	0	0	0	0	0	0	0	0	0	3	3	

WP - Eller (1-0), LP - Williams (0-1), Save - None
HR - None

Game 6 @ CIN (Crosley Field) - White Sox 5, Reds 4 (10)

Oct. 7 - The Sox scored the game's final 5 runs...with the game tied 4-4 in the 10th, Chick Gandil singled home the game-ending run...the Reds pounded out 11 hits, including 3 from Greasy Neale.

	1	2	3	4	5	6	7	8	9	10	R	H	E	Attendance
Chi	0	0	0	0	1	3	0	0	0	1	5	10	3	32,006
Cin	0	0	2	2	0	0	0	0	0	0	4	11	0	

WP - Kerr (2-0), LP - Ring (1-1), Save - None
HR - None

Chicago Batting							
Player	AVG	G	AB	R	H	HR	RBI
ECollins	.226	8	31	2	7	0	1
SCollins	.250	4	16	2	4	0	0
Felsch	.192	8	26	2	5	0	3
Gandil	.233	8	30	1	7	0	5
Jackson	.375	8	32	5	12	1	6
Leibold	.056	5	18	0	1	0	0
Lynn	.000	1	1	0	0	0	0
McMullin	.500	2	2	0	1	0	0
Murphy	.000	3	2	0	0	0	0
Risberg	.080	8	25	3	2	0	0
Schalk	.304	8	23	1	7	0	2
Weaver	.324	8	34	4	11	0	0

Chicago Pitching							
Player	W-L	ERA	G	SV	IP	H	ER
Cicotte	1-2	2.91	3	0	21.2	19	7
James	0-0	5.79	1	0	4.2	8	3
Kerr	2-0	1.42	2	0	19.0	14	3
Lowdermilk	0-0	9.00	1	0	1.0	2	1
Mayer	0-0	0.00	1	0	1.0	0	0
Wilkinson	0-0	1.23	2	0	7.1	9	1
Williams	0-3	6.61	3	0	16.1	12	12

Cincinnati Batting							
Player	AVG	G	AB	R	H	HR	RBI
Daubert	.241	8	29	4	7	0	1
Duncan	.269	8	26	3	7	0	8
Groh	.172	8	29	6	5	0	2
Kopf	.222	8	27	3	6	0	3
Magee	.500	2	2	0	1	0	0
Neale	.357	8	28	3	10	0	4
Rariden	.211	5	19	0	4	0	2
Rath	.226	8	31	5	7	0	2
Roush	.214	8	28	6	6	0	7
Smith	.000	1	0	0	0	0	0
Wingo	.571	3	7	1	4	0	1

Cincinnati Pitching							
Player	W-L	ERA	G	SV	IP	H	ER
Eller	2-0	2.00	2	0	18.0	13	4
Fisher	0-1	2.35	2	0	7.2	7	2
Luque	0-0	0.00	2	0	5.0	1	0
Ring	1-1	0.64	2	0	14.0	7	1
Ruether	1-0	2.57	2	0	14.0	12	4
Sallee	1-1	1.35	2	0	13.1	19	2

NL Standings

Cincinnati	96	44	.686	-
New York	87	53	.621	9.0
Chicago	75	65	.536	21.0
Pittsburgh	71	68	.511	24.5
Brooklyn	69	71	.493	27.0
Boston	57	82	.410	38.5
St. Louis	54	83	.393	40.5
Philadelphia	47	90	.343	47.5



Game 7 @ CIN (Crosley Field) - White Sox 4, Reds 1

Oct. 8 - Shano Collins scored the game-winning run on a single by Joe Jackson in the third inning...Eddie Cicotte allowed just 1 run on 7 hits... reliever Dolf Luque tossed 4 shutout innings.

	1	2	3	4	5	6	7	8	9	R	H	E	Attendance
Chi	1	0	1	0	2	0	0	0	0	4	10	1	13,932
Cin	0	0	0	0	0	1	0	0	0	1	7	4	

WP - Cicotte (1-2), LP - Sallee (1-1), Save - None
HR - None

Game 8 @ CHI (Comiskey Park) - Reds 10, White Sox 5

Oct. 9 - The Reds scored 4 runs in the first inning and coasted to victory to wrap up their first World Series title...Hod Eller pitched his second complete game of the series, allowing 10 hits...the Reds pounded out 16 hits, including 2 or more from 6 different players.

	1	2	3	4	5	6	7	8	9	R	H	E	Attendance
Cin	4	1	0	0	1	3	0	1	0	10	16	2	32,930
Chi	0	0	1	0	0	0	0	4	0	5	10	1	

WP - Eller (2-0), LP - Williams (0-3), Save - None
HR - Jackson

"1919 Black Sox Scandal"

Chicago White Sox Pitcher Eddie Cicotte and outfielder Shoeless Joe Jackson tearfully confessed to a Cook County grand jury that they and third baseman Buck Weaver, center fielder Oscar (Happy) Felsch, first baseman Arnold (Chick) Gandil, utility infielder Fred McMullin, shortstop Charles (Swede) Risberg and pitcher Claude (Lefty) Williams had conspired with known gamblers, allegedly including Arnold Rothstein, to throw the 1919 World Series.

While none of the 8 players were convicted in court, all were banned from the game for life by the first commissioner of baseball, former Federal Judge Kenesaw Mountain Landis.

Weaver, who had known about the conspiracy from the beginning, refused to participate and batted .324 in the World Series. He was banned, however, for not exposing his teammates. Jackson, who admitted taking \$5,000, batted .375 with a homer and 6 RBI.

Risberg committed 4 errors and batted .080, but did not receive a cent. Gandil - the organizer of the scam - walked away with \$30,000 and immediately announced his retirement. Cicotte lost 2 of his 3 starts and earned a \$10,000 payday. He later told the jury it was not worth the effort.


1939 WORLD SERIES
NEW YORK YANKEES 4, CINCINNATI REDS 0
Game 1 @ NY (Yankee Stadium) - Yankees 2, Reds 1

Oct. 4 - With the game knotted at 1-1 in the bottom of the ninth inning, the Yankees' Charlie Keller hit a 1-out triple and eventually scored the game-winner on a Bill Dickey single...Red Ruffing held the Reds to 4 hits and earned the complete-game victory.

	1	2	3	4	5	6	7	8	9	R	H	E	Attendance
Cin	0	0	0	1	0	0	0	0	0	1	4	0	58,541
NYN	0	0	0	0	1	0	0	0	1	2	6	0	

WP - Ruffing (1-0), LP - Derringer (0-1), Save - None
HR - None

Game 2 @ NY (Yankee Stadium) - Yankees 4, Reds 0

Oct. 5 - Monte Pearson tossed a no-hitter through 7.1 innings before allowing a single to catcher Ernie Lombardi...Babe Dahlgren doubled and homered.

	1	2	3	4	5	6	7	8	9	R	H	E	Attendance
Cin	0	0	0	0	0	0	0	0	0	0	2	0	59,791
NYN	0	0	3	1	0	0	0	x		4	9	0	

WP - Pearson (1-0), LP - Walters (0-1), Save - None
HR - Dahlgren

Game 3 @ CIN (Crosley Field) - Yankees 7, Reds 3

Oct. 7 - Charlie Keller spearheaded the Yankees attack with 2 homers and 4 RBI to help New York take a commanding 3-0 lead in the series...the Reds collected 10 hits, all singles, but managed only 3 hits after the third inning.

	1	2	3	4	5	6	7	8	9	R	H	E	Attendance
NYN	2	0	2	0	3	0	0	0	0	7	5	1	32,723
Cin	1	2	0	0	0	0	0	0	0	3	10	0	

WP - Hadley (1-0), LP - Thompson (0-1), Save - None
HR - Keller 2, DiMaggio, Dickey

Game 4 @ CIN (Crosley Field) - Yankees 7, Reds 4 (10)

Oct. 8 - The Yankees earned the World Series crown with a dramatic 3-run 10th inning...with the Reds holding a 4-2 lead in the ninth, the Yankees rallied for 2 runs to tie the game on a Reds' error and an infield hit...in the 10th, catcher Ernie Lombardi was stunned by a home-plate collision and lay helplessly as DiMaggio rounded the bases to score on a single...during that inning, the Reds' defense committed 3 errors.

	1	2	3	4	5	6	7	8	9	10	R	H	E	Attendance
NYN	0	0	0	0	0	0	2	0	2	3	7	7	1	32,794
Cin	0	0	0	0	0	0	3	1	0	0	4	11	4	

WP - Murphy (1-0), LP - Walters (0-2), Save - None
HR - Keller, Dickey

New York Batting							
Player	AVG	G	AB	R	H	HR	RBI
Crosetti	.063	4	16	2	1	0	1
Dahlgren	.214	4	14	2	3	1	2
Dickey	.267	4	15	2	4	2	5
DiMaggio	.313	4	16	3	5	1	3
Gordon	.143	4	14	1	2	0	1
Keller	.438	4	16	8	7	3	6
Rolfe	.125	4	16	2	2	0	0
Selkirk	.167	4	12	0	2	0	0


New York Pitching							
Player	W-L	ERA	G	SV	IP	H	ER
Gomez	0-0	9.00	1	0	1.0	3	1
Hadley	1-0	2.25	1	0	8.0	7	2
Hildebrand	0-0	0.00	1	0	4.0	2	0
Murphy	1-0	2.70	1	0	3.1	5	1
Pearson	1-0	0.00	1	0	9.0	2	0
Ruffing	1-0	1.00	1	0	9.0	4	1
Sundra	0-0	0.00	1	0	2.2	4	0

Cincinnati Batting							
Player	AVG	G	AB	R	H	HR	RBI
Berger	.000	4	15	0	0	0	1
Bongiovanni	.000	1	1	0	0	0	0
Bordagaray	.000	2	0	0	0	0	0
Craft	.091	4	11	0	1	0	0
Frey	.000	4	17	0	0	0	0
Gamble	.000	1	1	0	0	0	0
Goodman	.333	4	15	3	5	0	1
Hershberger	.500	3	2	0	1	0	1
Lombardi	.214	4	14	0	3	0	2
McCormick	.400	4	15	1	6	0	1
Myers	.333	4	12	2	4	0	0
Simmons	.250	1	4	1	1	0	0
Werber	.250	4	16	1	4	0	2

Cincinnati Pitching							
Player	W-L	ERA	G	SV	IP	H	ER
Derringer	0-1	2.35	2	0	15.1	9	4
Grissom	0-0	0.00	1	0	1.1	0	0
Moore	0-0	0.00	1	0	3.0	0	0
Thompson	0-1	13.50	1	0	4.2	5	7
Walters	0-2	4.91	2	0	11.0	13	6

NL Standings				
Cincinnati	97	57	.630	-
St. Louis	92	61	.601	4.5
Brooklyn	84	69	.549	12.5
Chicago	84	70	.545	13.0
New York	77	74	.510	18.5
Pittsburgh	68	85	.444	28.5
Boston	63	88	.417	32.5
Philadelphia	45	106	.298	50.0





1940 WORLD SERIES

CINCINNATI REDS 4, DETROIT TIGERS 3

Game 1 @ CIN (Crosley Field) - Tigers 7, Reds 2

Oct. 2 - Detroit broke the game open when its first 5 batters in the top of the second inning reached base safely.

	1	2	3	4	5	6	7	8	9	R	H	E	Attendance
Det	0	5	0	0	2	0	0	0	0	7	10	1	31,793
Cin	0	0	0	1	0	0	0	1	0	2	8	3	

WP - Newsom (1-0), LP - Derringer (0-1), Save - None
HR - Campbell

Game 2 @ CIN (Crosley Field) - Reds 5, Tigers 3

Oct. 3 - The Tigers scored twice in the first inning, but Reds starter Bucky Walters allowed only 1 additional run as part of a complete-game effort.

	1	2	3	4	5	6	7	8	9	R	H	E	Attendance
Det	2	0	0	0	1	0	0	0	0	3	3	1	30,640
Cin	0	2	2	1	0	0	0	x	0	5	9	0	

WP - Walters (1-0), LP - Rowe (0-1), Save - None
HR - Ripple

Game 3 @ DET (Briggs Stadium) - Tigers 7, Reds 4

Oct. 4 - Detroit broke a 1-1 tie with 4 runs in the bottom of the seventh inning, highlighted by a pair of 2-run home runs.

	1	2	3	4	5	6	7	8	9	R	H	E	Attendance
Cin	1	0	0	0	0	0	1	2	4	4	10	1	52,877
Det	0	0	0	1	0	0	4	2	x	7	13	1	

WP - Bridges (1-0), LP - Turner (0-1), Save - None
HR - York, Higgins

Game 4 @ DET (Briggs Stadium) - Reds 5, Tigers 2

Oct. 5 - Paul Derringer earned the complete-game victory for the Reds.

	1	2	3	4	5	6	7	8	9	R	H	E	Attendance
Cin	2	0	1	1	0	0	0	1	0	5	11	1	54,093
Det	0	0	1	0	0	1	0	0	0	2	5	1	

WP - Derringer (1-1), LP - Trout (0-1), Save - None
HR - None

Game 5 @ DET (Briggs Stadium) - Tigers 8, Reds 0

Oct. 6 - Bobo Newsom recorded his second complete game of the series, while Hank Greenberg had 3 hits and drove in 4 runs.

	1	2	3	4	5	6	7	8	9	R	H	E	Attendance
Cin	0	0	0	0	0	0	0	0	0	0	3	0	55,189
Det	0	0	3	4	0	0	0	1	x	8	13	0	

WP - Newsom (2-0), LP - Thompson (0-1), Save - None
HR - Greenberg

Game 6 @ CIN (Crosley Field) - Reds 4, Tigers 0

Oct. 7 - Bucky Walters went the distance, surrendering just 5 hits.

	1	2	3	4	5	6	7	8	9	R	H	E	Attendance
Det	0	0	0	0	0	0	0	0	0	0	5	0	30,481
Cin	2	0	0	0	1	0	1	x	4	10	2		

WP - Walters (2-0), LP - Rowe (0-2), Save - None
HR - Walters

Game 7 @ CIN (Crosley Field) - Reds 2, Tigers 1

Oct. 8 - Trailing 1-0 in the seventh inning, Frank McCormick and Jimmy Ripple hit back-to-back doubles and Billy Myers added a sacrifice fly.

	1	2	3	4	5	6	7	8	9	R	H	E	Attendance
Det	0	0	1	0	0	0	0	0	0	1	7	0	26,854
Cin	0	0	0	0	0	0	2	0	x	2	7	1	

WP - Derringer (2-1), LP - Newsom (2-1), Save - None
HR - None

Detroit Batting

Player	AVG	G	AB	R	H	HR	RBI
Averill	.000	3	3	0	0	0	0
Bartell	.269	7	26	2	7	0	3
Campbell	.360	7	25	4	9	1	5
Croucher	.000	1	0	0	0	0	0
Fox	.000	1	1	0	0	0	0
Gehring	.214	7	28	3	6	0	1
Greenberg	.357	7	28	5	10	1	6
Higgins	.333	7	24	2	8	1	6
McCosky	.304	7	23	5	7	0	1
Sullivan	.154	5	13	2	0	0	0
Tebbetts	.000	4	11	0	0	0	0
York	.231	7	26	3	6	1	2

Detroit Pitching

Player	W-L	ERA	G	SV	IP	H	ER
Bridges	1-0	3.00	1	0	9.0	10	3
Gorsica	0-0	0.79	2	0	11.1	6	1
Hutchinson	0-0	9.00	1	0	1.0	1	1
McKain	0-0	3.00	1	0	3.0	4	1
Newsom	2-1	1.38	3	0	26.0	18	4
Rowe	0-2	17.18	2	0	3.2	12	7
Smith	0-0	2.25	1	0	4.0	1	1
Trout	0-1	9.00	1	0	2.0	6	2

Cincinnati Batting

Player	AVG	G	AB	R	H	HR	RBI
Arnovich	.000	1	1	0	0	0	0
Baker	.250	3	4	1	1	0	0
Craft	.000	1	1	0	0	0	0
Frey	.000	3	2	0	0	0	0
Goodman	.276	7	29	5	8	0	5
Joost	.200	7	25	0	5	0	2
Lombardi	.333	2	3	0	1	0	0
FMcCormick	.214	7	28	2	6	0	0
MMcCormick	.310	7	29	1	9	0	2
Myers	.130	7	23	0	3	0	2
Riggs	.000	3	3	1	0	0	0
Ripple	.333	7	21	3	7	1	6
Werber	.370	7	27	5	10	0	2
Wilson	.353	6	17	2	6	0	0

Cincinnati Pitching

Player	W-L	ERA	G	SV	IP	H	ER
Beggs	0-0	9.00	1	0	1.0	3	1
Derringer	2-1	2.79	3	0	19.1	17	6
Hutchings	0-0	9.00	1	0	1.0	2	1
Moore	0-0	3.24	3	0	8.1	8	3
Riddle	0-0	0.00	1	0	1.0	0	0
Thompson	0-1	16.20	1	0	3.1	8	6
Turner	0-1	7.50	1	0	6.0	8	5
Vander Meer	0-0	0.00	1	0	3.0	2	0
Walters	2-0	1.50	2	0	18.0	8	3

NL Standings

Cincinnati	100	53	.654	-
Brooklyn	88	65	.575	12.0
St. Louis	84	69	.549	16.0
Pittsburgh	78	76	.506	22.5
Chicago	75	79	.487	25.5
New York	72	80	.474	27.5
Boston	65	87	.428	34.5
Philadelphia	50	103	.327	50.0


1961 WORLD SERIES
NEW YORK YANKEES 4, CINCINNATI REDS 1
Game 1 @ NYY (Yankee Stadium) - Yankees 2, Reds 0

Oct. 4 - Elston Howard and Bill Skowron each belted solo homers to power Whitey Ford to his record eighth World Series victory.

New York Batting							
Player	AVG	G	AB	R	H	HR	RBI
Berra	.273	4	11	2	3	1	3
Blanchard	.400	4	10	4	4	2	3
Boyer	.267	5	15	0	4	0	3
Gardner	.000	1	1	0	0	0	0
Howard	.250	5	20	5	5	0	1
Kubek	.227	5	22	3	5	0	1
Lopez	.333	4	9	3	3	1	7
Mantle	.167	2	6	0	1	0	0
Maris	.105	5	19	4	2	1	2
Reed	.000	3	0	0	0	0	0
Richardson	.391	5	23	2	9	0	0
Skowron	.353	5	17	3	6	1	5

	1	2	3	4	5	6	7	8	9	R	H	E	Attendance
Cin	0	0	0	0	0	0	0	0	0	0	2	0	62,397
NYY	0	0	0	1	0	1	0	0	x	2	6	0	

WP - Ford (1-0), **LP** - O'Toole (0-1), **Save** - None
HR - Howard, Skowron

Game 2 @ NYY (Yankee Stadium) - Reds 6, Yankees 2

Oct. 5 - Joey Jay allowed the Yankees just 2 runs on 4 hits.

New York Pitching							
Player	W-L	ERA	G	SV	IP	H	ER
Arroyo	1-0	2.25	2	0	4.0	4	1
Coates	0-0	0.00	1	1	4.0	1	0
Daley	1-0	0.00	2	0	7.0	5	0
Ford	2-0	0.00	2	0	14.0	6	0
Stafford	0-0	2.70	1	0	6.2	7	2
Terry	0-1	4.82	2	0	9.1	12	5

	1	2	3	4	5	6	7	8	9	R	H	E	Attendance
Cin	0	0	0	2	1	1	0	2	0	6	9	0	63,093
NYY	0	0	0	2	0	0	0	0	0	2	4	3	

WP - Jay (1-0), **LP** - Terry (0-1), **Save** - None
HR - Coleman, Berra

Game 3 @ CIN (Crosley Field) - Yankees 3, Reds 2

Oct. 7 - Johnny Blanchard delivered a clutch pinch-hit homer in the eighth inning to tie the game at 2-2...Roger Maris then won the game with a homer in the ninth.

Cincinnati Batting							
Player	AVG	G	AB	R	H	HR	RBI
Bell	.000	3	3	0	0	0	0
Blasingame	.143	3	7	1	1	0	0
Cardenas	.333	3	3	0	1	0	0
Chacon	.250	4	12	2	3	0	0
Coleman	.250	5	20	2	5	1	2
Edwards	.364	3	11	1	4	0	2
Freese	.063	5	16	0	1	0	0
Gernert	.000	4	4	0	0	0	0
Johnson	.500	2	4	0	2	0	0
Kasko	.318	5	22	1	7	0	1
Lynch	.000	4	3	0	0	0	0
Pinson	.091	5	22	0	2	0	0
Post	.333	5	18	3	6	1	2
Robinson	.200	5	15	3	3	1	4
Zimmerman	.000	2	0	0	0	0	0

	1	2	3	4	5	6	7	8	9	R	H	E	Attendance
NYY	0	0	0	0	0	0	1	1	1	3	6	1	32,589
Cin	0	0	1	0	0	0	1	0	0	2	8	0	

WP - Arroyo (1-0), **LP** - Purkey (0-1), **Save** - None
HR - Maris, Blanchard

Game 4 @ CIN (Crosley Field) - Yankees 7, Reds 0

Oct. 8 - Whitey Ford combined with Jim Coates to blank the Reds on 5 hits...Ford left the contest in the sixth inning, but not before he extended his World Series scoreless streak to 32.0 innings, eclipsing Babe Ruth's record of 29.2 innings.

Cincinnati Pitching							
Player	W-L	ERA	G	SV	IP	H	ER
Brosnan	0-0	7.50	3	0	6.0	9	5
Henry	0-0	19.29	2	0	2.1	4	5
Hunt	0-0	0.00	1	0	1.0	0	0
Jay	1-1	5.59	2	0	9.2	8	6
Johnson	0-0	0.00	1	0	0.2	0	0
Jones	0-0	0.00	1	0	0.2	0	0
Maloney	0-0	27.00	1	0	0.2	4	2
O'Toole	0-2	3.00	2	0	12.0	11	4
Purkey	0-1	1.64	2	0	11.0	6	2

	1	2	3	4	5	6	7	8	9	R	H	E	Attendance
NYY	0	0	0	1	1	2	3	0	0	7	11	0	32,589
Cin	0	0	0	0	0	0	0	0	0	0	5	1	

WP - Ford (2-0), **LP** - O'Toole (0-2), **Save** - Coates (1)
HR - None

Game 5 @ CIN (Crosley Field) - Yankees 13, Reds 5

Oct. 9 - With Mickey Mantle and Yogi Berra out of the lineup with injuries, the Yankees resorted to the bench and erupted for 6 runs in the first 2 innings...Hector Lopez drove in 5 runs as the Yankees pounded out 15 hits off 8 Reds pitchers.

	1	2	3	4	5	6	7	8	9	R	H	E	Attendance
NYY	5	1	0	5	0	2	0	0	0	13	15	1	32,589
Cin	0	0	3	0	2	0	0	0	0	5	11	3	

WP - Daley (1-0), **LP** - Jay (1-1), **Save** - None
HR - Blanchard, Lopez, Robinson, Post

NL Standings

Cincinnati	93	61	.604	-
Los Angeles	89	65	.578	4.0
San Francisco	85	69	.552	8.0
Milwaukee	83	71	.539	10.0
St. Louis	80	74	.519	13.0
Pittsburgh	75	79	.487	18.0
Chicago	64	90	.416	29.0
Philadelphia	47	107	.305	46.0



1970 NLCS

CINCINNATI REDS 3, PITTSBURGH PIRATES 0

Game 1 @ PIT (Three Rivers Stadium) - Reds 3, Pirates 0 (10)

Oct. 3 - Pete Rose's run-scoring single in the 10th inning, followed by Lee May's 2-run double, ended a scoreless pitching duel between Gary Nolan and Dock Ellis.

Pittsburgh Batting							
Player	AVG	G	AB	R	H	HR	RBI
Alley	.000	2	7	0	0	0	0
Alou	.250	3	12	1	3	0	0
Cash	.125	2	8	1	1	0	0
Clemente	.214	3	14	1	3	0	1
Hebner	.667	2	6	0	4	0	0
Jeter	.000	3	2	0	0	0	0
Mazeroski	.000	1	2	0	0	0	0
Oliver	.250	2	8	0	2	0	1
Pagan	.333	1	3	0	1	0	0
Patek	.000	1	3	0	0	0	0
Robertson	.200	2	5	0	1	0	0
Sanguillen	.167	3	12	0	2	0	0
Stargell	.500	3	12	0	6	0	1

	1	2	3	4	5	6	7	8	9	10	R	H	E	Attendance
Cin	0	0	0	0	0	0	0	0	3	3	9	0		33,088
Pit	0	0	0	0	0	0	0	0	0	0	8	0		

WP - Nolan (1-0), LP - Ellis (0-1), Save - Carroll (1)
HR - None

Game 2 @ PIT (Three Rivers Stadium) - Reds 3, Pirates 1

Oct. 4 - Bobby Tolan collected 3 hits, including a homer, and scored all 3 Reds runs...starter Jim Merritt earned his seventh straight win over the Pirates...19-year-old Don Gullett tossed 3.1 hitless frames for the save.

Pittsburgh Pitching							
Player	W-L	ERA	G	SV	IP	H	ER
Ellis	0-1	2.79	1	0	9.2	9	3
Gibbon	0-0	0.00	2	0	0.1	1	0
Giusti	0-0	3.86	2	0	2.1	3	1
Moose	0-1	3.52	1	0	7.2	4	3
Walker	0-1	1.29	1	0	7.0	5	1

	1	2	3	4	5	6	7	8	9	R	H	E	Attendance
Cin	0	0	1	0	1	0	0	1	0	3	8	1	39,317
Pit	0	0	0	0	1	0	0	0	0	1	5	2	

WP - Merritt (1-0), LP - Walker (0-1), Save - Gullett (1)
HR - Tolan

Game 3 @ CIN (Riverfront Stadium) - Reds 3 - Pirates 2

Oct. 5 - Pinch-hitter Ty Cline walked in the eighth inning and scored on back-to-back singles by Pete Rose and Bobby Tolan to put the Reds in the lead...Milt Wilcox picked up the victory in relief of Tony Cloninger.

Cincinnati Batting							
Player	AVG	G	AB	R	H	HR	RBI
Bench	.222	3	9	2	2	1	1
Bravo	.000	1	1	0	0	0	0
Carbo	.000	2	6	0	0	0	0
Cline	1.000	2	1	2	1	0	0
Concepcion	.000	3	0	0	0	0	0
Helms	.273	3	11	0	3	0	0
May	.167	3	12	0	2	0	2
McRae	.000	2	4	0	0	0	0
Perez	.333	3	12	1	4	1	2
Rose	.231	3	13	1	3	0	1
Stewart	.000	1	2	0	0	0	0
Tolan	.417	3	12	3	5	1	2
Woodward	.100	3	10	0	1	0	0

	1	2	3	4	5	6	7	8	9	R	H	E	Attendance
Pit	1	0	0	0	1	0	0	0	0	2	10	0	40,538
Cin	2	0	0	0	0	0	0	1	x	3	5	0	

WP - Wilcox (1-0), LP - Moose (0-1), Save - Gullett (2)
HR - Perez, Bench

Cincinnati Pitching							
Player	W-L	ERA	G	SV	IP	H	ER
Carroll	0-0	0.00	2	1	1.1	2	0
Cloninger	0-0	5.40	1	0	5.0	7	2
Granger	0-0	0.00	1	0	0.2	1	0
Gullett	0-0	0.00	2	2	3.2	1	0
Merritt	1-0	1.69	1	0	5.1	3	1
Nolan	1-0	0.00	1	0	9.0	8	0
Wilcox	1-0	0.00	1	0	3.0	1	0



NL West Standings

Cincinnati	102	60	.630	-
Los Angeles	87	74	.540	14.5
San Francisco	86	76	.531	16.0
Houston	79	83	.488	23.0
Atlanta	76	86	.469	26.0
San Diego	63	99	.389	39.0


1970 WORLD SERIES
BALTIMORE ORIOLAS 4, CINCINNATI REDS 1
Game 1 @ CIN (Riverfront Stadium) - Orioles 4, Reds 3

Oct. 10 - Boog Powell hit a 2-run homer and Ellie Hendricks and Brooks Robinson added solo shots as the Orioles overcame an early 3-0 deficit... Jim Palmer pitched 8.2 innings, allowing just 3 runs on 5 hits.

	1	2	3	4	5	6	7	8	9	R	H	E	Attendance
Bal	0	0	0	2	1	0	1	0	0	4	7	2	51,531
Cin	1	0	2	0	0	0	0	0	0	3	5	0	

WP - Palmer (1-0), **LP** - Nolan (0-1), **Save** - Richert (1)
HR - Powell, B. Robinson, Hendricks, May

Game 2 @ CIN (Riverfront Stadium) - Orioles 6, Reds 5

Oct. 11 - For the second straight game the Reds jumped out to a 3-0 lead but could not hold on...the Orioles scored 5 runs in the fifth inning... Boog Powell blasted his second homer of the series and Ellie Hendricks added a 2-run double.

	1	2	3	4	5	6	7	8	9	R	H	E	Attendance
Bal	0	0	0	1	5	0	0	0	0	6	10	2	51,531
Cin	3	0	1	0	0	1	0	0	0	5	7	0	

WP - Phoebus (1-0), **LP** - Wilcox (0-1), **Save** - Hall (1)
HR - Powell, Tolan, Bench

Game 3 @ BAL (Memorial Stadium) - Orioles 9, Reds 3

Oct. 13 - Dave McNally went the distance for the O's and hit a grand slam in the sixth inning...Brooks Robinson made 2 great defensive plays.

	1	2	3	4	5	6	7	8	9	R	H	E	Attendance
Cin	0	1	0	0	0	0	2	0	0	3	9	0	51,773
Bal	2	0	1	0	1	4	1	0	x	9	10	1	

WP - McNally (1-0), **LP** - Cloninger (0-1), **Save** - None
HR - Buford, F. Robinson, McNally

Game 4 @ BAL (Memorial Stadium) - Reds 6, Orioles 5

Oct. 14 - Lee May's clutch 3-run homer in the eighth inning sent the Reds to their only victory of the Series and snapped the Orioles' 17-game winning streak...Clay Carroll picked up the victory in relief.

	1	2	3	4	5	6	7	8	9	R	H	E	Attendance
Cin	0	1	1	0	1	0	0	3	0	6	8	3	53,007
Bal	0	1	3	0	0	1	0	0	0	5	8	0	

WP - Carroll (1-0), **LP** - Watt (0-1), **Save** - None
HR - Rose, May, B. Robinson

Game 5 @ BAL (Memorial Stadium) - Orioles 9, Reds 3

Oct. 15 - The Orioles overcame a 3-run deficit for the third time in the Series and coasted to a 9-3 win and a World Series championship...Baltimore's Frank Robinson and Merv Rettenmund each homered and drove in 2 runs...pitcher Mike Cuellar allowed only 2 hits after the first inning.

	1	2	3	4	5	6	7	8	9	R	H	E	Attendance
Cin	3	0	0	0	0	0	0	0	0	3	6	0	45,341
Bal	2	2	2	0	1	0	0	2	x	9	15	0	

WP - Cuellar (1-0), **LP** - Merritt (0-1), **Save** - None
HR - F. Robinson, Rettenmund

Baltimore Batting							
Player	AVG	G	AB	R	H	HR	RBI
Belanger	.105	5	19	0	2	0	1
Blair	.474	5	19	5	9	0	3
Buford	.267	4	15	3	4	1	1
Etchebarren	.143	2	7	1	1	0	0
Hendricks	.364	3	11	1	4	1	4
Johnson	.313	5	16	2	5	0	2
Powell	.294	5	17	6	5	2	5
Rettenmund	.400	2	5	2	2	1	2
BRobinson	.429	5	21	5	9	2	6
FRobinson	.273	5	22	5	6	2	4
Salmon	1.000	1	1	1	1	0	0

Baltimore Pitching							
Player	W-L	ERA	G	SV	IP	H	ER
Cuellar	1-0	3.18	2	0	11.1	10	4
Drabosky	0-0	2.70	2	0	3.1	2	1
Hall	0-0	0.00	1	1	2.1	0	0
Lopez	0-0	0.00	1	0	0.1	0	0
McNally	1-0	3.00	1	0	9.0	9	3
Palmer	1-0	4.60	2	0	15.2	11	8
Phoebus	1-0	0.00	1	0	1.2	1	0
Richert	0-0	0.00	1	1	0.1	0	0
Watt	0-1	9.00	1	0	1.0	2	1

Cincinnati Batting							
Player	AVG	G	AB	R	H	HR	RBI
Bench	.211	5	19	3	4	1	3
Bravo	.000	4	2	0	0	0	0
Carbo	.000	4	8	0	0	0	0
Chaney	.000	3	1	0	0	0	0
Cline	.333	3	3	0	1	0	0
Concepcion	.333	3	9	0	3	0	3
Corrales	.000	1	1	0	0	0	0
Helms	.222	5	18	1	4	0	0
May	.389	5	18	6	7	2	8
McRae	.455	3	11	1	5	0	3
Perez	.056	5	18	2	1	0	0
Rose	.250	5	20	2	5	1	2
Stewart	.000	2	2	0	0	0	0
Tolan	.211	5	19	5	4	1	1
Woodward	.200	4	5	0	1	0	0

Cincinnati Pitching							
Player	W-L	ERA	G	SV	IP	H	ER
Carroll	1-0	0.00	4	0	9.0	5	0
Cloninger	0-1	7.36	2	0	7.1	10	6
Granger	0-0	33.75	2	0	1.1	7	5
Gullett	0-0	1.35	3	0	6.2	5	1
McGlothlin	0-0	8.31	1	0	4.1	6	4
Merritt	0-1	21.60	1	0	1.2	3	4
Nolan	0-1	7.71	2	0	9.1	9	8
Washburn	0-0	13.50	1	0	1.1	2	2
Wilcox	0-1	9.00	2	0	2.0	3	2



1972 NLCS

CINCINNATI REDS 3, PITTSBURGH PIRATES 2

Game 1 @ PIT (Three Rivers Stadium) - Pirates 5, Reds 1

Oct. 7 - Joe Morgan hit a solo homer off Steve Blass in the first inning, but the Pirates came up with 3 runs in their half of the first and coasted to a 5-1 win.

	1	2	3	4	5	6	7	8	9	R	H	E	Attendance
Cin	1	0	0	0	0	0	0	0	0	1	8	0	50,476
Pit	3	0	0	0	2	0	0	0	x	5	6	0	

WP - Blass (1-0), LP - Gullett (0-1), Save - Hernandez (1)
HR - Morgan, Oliver

Game 2 @ PIT (Three Rivers Stadium) - Reds 5, Pirates 3

Oct. 8 - Pirates starter Bob Moose failed to retire a batter as the Reds led off the game with 5 straight hits en route to a 4-run first inning.

	1	2	3	4	5	6	7	8	9	R	H	E	Attendance
Cin	4	0	0	0	0	0	1	0	0	5	8	1	50,584
Pit	0	0	0	1	1	1	0	0	0	3	7	1	

WP - Hall (1-0), LP - Moose (0-1), Save - None
HR - Morgan

Game 3 @ CIN (Riverfront Stadium) - Pirates 3, Reds 2

Oct. 9 - Manny Sanguillen homered for the first Pittsburgh run, then drove in the tie-breaking run in the eighth inning.

	1	2	3	4	5	6	7	8	9	R	H	E	Attendance
Pit	0	0	0	0	1	0	1	1	0	3	7	0	52,420
Cin	0	0	2	0	0	0	0	0	0	2	8	1	

WP - Kison (1-0), LP - Carroll (0-1), Save - Giusti (1)
HR - Sanguillen

Game 4 @ CIN (Riverfront Stadium) - Reds 7, Pirates 1

Oct. 10 - Starter Ross Grimsley shut down the Pirates in a complete-game effort, allowing the Bucs just 1 run on 2 hits.

	1	2	3	4	5	6	7	8	9	R	H	E	Attendance
Pit	0	0	0	0	0	0	1	0	0	1	2	3	39,447
Cin	1	0	0	2	0	2	2	0	x	7	11	1	

WP - Grimsley (1-0), LP - Ellis (0-1), Save - None
HR - Clemente

Game 5 @ CIN (Riverfront Stadium) - Reds 4, Pirates 3

Oct. 11 - With the Bucs leading 3-2 in the bottom of the ninth inning, Johnny Bench belted a solo homer off Dave Giusti to tie the game at 3-3... Tony Perez and Denis Menke followed with singles, chasing Giusti from the game... with Bob Moose on the mound and George Foster at third base pinch-running for Perez, Moose uncorked a wild pitch that scored Foster with the winning run.

	1	2	3	4	5	6	7	8	9	R	H	E	Attendance
Pit	0	2	0	1	0	0	0	0	0	3	8	0	41,887
Cin	0	0	1	0	1	0	0	0	2	4	7	1	

WP - Carroll (1-1), LP - Giusti (0-1), Save - None
HR - Bench, Geronimo

Pittsburgh Batting

Player	AVG	G	AB	R	H	HR	RBI
Alley	.000	5	16	1	0	0	0
Cash	.211	5	19	0	4	0	0
Clemente	.235	5	17	1	4	1	2
Clines	.000	3	2	1	0	0	0
Davalillo	.000	1	0	0	0	0	0
Hebner	.188	5	16	2	3	0	1
May	.500	1	2	0	1	0	1
Mazeroski	.500	2	2	0	1	0	0
Oliver	.250	5	20	3	5	1	3
Robertson	.000	4	0	0	0	0	0
Sanguillen	.313	5	16	4	5	1	2
Stargell	.063	5	16	1	1	0	1
Stennett	.286	5	21	2	6	0	1

Pittsburgh Pitching

Player	W-L	ERA	G	SV	IP	H	ER
Blass	1-0	1.72	2	0	15.2	12	3
Briles	0-0	3.00	1	0	6.0	6	2
Ellis	0-1	0.00	1	0	5.0	5	0
Giusti	0-1	6.75	3	1	2.2	5	2
Hernandez	0-0	2.70	3	1	3.1	1	1
Johnson	0-0	3.00	2	0	6.0	4	2
Kison	1-0	0.00	2	0	2.1	1	0
Miller	0-0	0.00	1	0	1.0	0	0
Moose	0-1	54.00	1	0	1.0	3	2
Walker	0-0	18.00	1	0	1.0	3	2

Cincinnati Batting


Player	AVG	G	AB	R	H	HR	RBI
Bench	.333	5	18	3	6	1	2
Chaney	.188	5	16	3	3	0	1
Concepcion	.000	3	2	0	0	0	0
Foster	.000	1	0	1	0	0	0
Geronimo	.100	5	20	2	2	1	1
Hague	.000	3	1	0	0	0	0
McRae	.000	1	0	0	0	0	0
Menke	.250	5	16	1	4	0	0
Morgan	.263	5	19	5	5	2	3
Perez	.200	5	20	0	4	0	2
Rose	.450	5	20	1	9	0	2
Tolan	.238	5	21	3	5	0	4
Uhlender	.500	2	2	0	1	0	0

Cincinnati Pitching

Player	W-L	ERA	G	SV	IP	H	ER
Billingham	0-0	3.86	1	0	4.2	5	2
Borbon	0-0	2.08	3	0	4.1	2	1
Carroll	1-1	3.38	2	0	2.2	2	1
Grimsley	1-0	1.00	1	0	9.0	2	1
Gullett	0-1	8.00	2	0	9.0	12	8
Hall	1-0	1.23	2	0	7.1	3	1
McGlothin	0-0	0.00	1	0	1.0	0	0
Nolan	0-0	1.50	1	0	6.0	4	1

NL West Standings

Cincinnati	95	59	.617	-
Houston	84	69	.549	10.5
Los Angeles	85	70	.548	10.5
Atlanta	70	84	.455	25.0
San Francisco	69	86	.445	26.5
San Diego	58	95	.379	36.5


1972 WORLD SERIES
OAKLAND A'S 4, CINCINNATI REDS 3
Game 1 @ CIN (Riverfront Stadium) - A's 3, Reds 2

Oct. 14 - Gene Tenace became the first player in history to homer in each of his first 2 World Series at bats.

	1	2	3	4	5	6	7	8	9	R	H	E	Attendance
Oak	0	2	0	0	1	0	0	0	0	3	4	0	52,918
Cin	0	1	0	1	0	0	0	0	0	2	7	0	

WP - Holtzman (1-0), LP - Nolan (0-1), Save - Blue (1)
HR - Tenace 2

Game 2 @ CIN (Riverfront Stadium) - A's 2, Reds 1

Oct. 15 - Hal McRae cut Cincinnati's deficit in half with a 2-out RBI single in the bottom of the ninth inning, but Rollie Fingers entered the game for a 1-out save.

	1	2	3	4	5	6	7	8	9	R	H	E	Attendance
Oak	0	1	1	0	0	0	0	0	0	2	9	2	53,224
Cin	0	0	0	0	0	0	0	0	1	1	6	0	

WP - Hunter (1-0), LP - Grimsley (0-1), Save - Fingers (1)
HR - Rudi

Game 3 @ OAK (Oakland-Alameda County Coliseum) - Reds 1, A's 0

Oct. 17 - Cesar Geronimo finally broke a 0-0 tie when his single in the top of the seventh inning scored Tony Perez.

	1	2	3	4	5	6	7	8	9	R	H	E	Attendance
Cin	0	0	0	0	0	0	1	0	0	1	4	2	49,410
Oak	0	0	0	0	0	0	0	0	0	0	3	2	

WP - Billingham (1-0), LP - Odom (0-1), Save - Carroll (1)
HR - None

Game 4 @ OAK (Oakland-Alameda County Coliseum) - A's 3, Reds 2

Oct. 19 - The Reds lost their 2-1 lead in the bottom of the ninth inning when the A's strung together 4 consecutive 1-out singles.

	1	2	3	4	5	6	7	8	9	R	H	E	Attendance
Cin	0	0	0	0	0	0	0	2	0	2	7	1	49,410
Oak	0	0	0	0	1	0	0	0	2	3	10	1	

WP - Fingers (1-0), LP - Carroll (0-1), Save - None
HR - Tenace

Game 5 @ OAK (Oakland-Alameda County Coliseum) - Reds 5, A's 4

Oct. 20 - Bobby Tolan tied the game at 4-4 with an RBI single in the eighth inning and Pete Rose provided the winning hit in the ninth.

	1	2	3	4	5	6	7	8	9	R	H	E	Attendance
Cin	1	0	0	1	1	0	0	1	1	5	8	0	49,410
Oak	0	3	0	1	0	0	0	0	0	4	7	2	

WP - Grimsley (1-1), LP - Fingers (1-1), Save - Billingham (1)
HR - Rose, Menke, Tenace

Game 6 @ CIN (Riverfront Stadium) - Reds 8, A's 1

Oct. 21 - After the first 5 games were decided by a single run, the Reds used a 5-run seventh inning to earn the series' only lopsided victory.

	1	2	3	4	5	6	7	8	9	R	H	E	Attendance
Oak	0	0	0	0	1	0	0	0	0	1	7	1	52,737
Cin	0	0	0	1	1	1	5	0	x	8	10	0	

WP - Grimsley (2-1), LP - Blue (0-1), Save - Hall (1)
HR - Bench

Game 7 @ CIN (Riverfront Stadium) - A's 3, Reds 2

Oct. 22 - Four Oakland pitchers combined to scatter only 4 hits as the A's earned their first World Series title since 1930.

	1	2	3	4	5	6	7	8	9	R	H	E	Attendance
Oak	1	0	0	0	0	2	0	0	0	3	6	1	56,040
Cin	0	0	0	0	1	0	0	1	0	2	4	2	

WP - Hunter (2-0), LP - Borbon (0-1), Save - Fingers (2)
HR - None

Oakland Batting

Player	AVG	G	AB	R	H	HR	RBI
Alou	.042	7	24	0	1	0	0
Bando	.269	7	26	2	7	0	1
Campaneris	.179	7	28	1	5	0	0
Duncan	.200	3	5	0	1	0	0
Epstein	.000	6	16	1	0	0	0
Green	.333	7	18	0	6	0	1
Hegan	.200	6	5	0	1	0	0
Hendrick	.133	5	15	3	2	0	0
Kubiak	.333	4	3	0	1	0	0
Lewis	.000	6	0	2	0	0	0
Mangual	.300	4	10	1	3	0	1
Marquez	.600	5	5	0	3	0	1
Mincher	1.000	3	1	0	1	0	1
Rudi	.240	7	25	1	6	1	1
Tenace	.348	7	23	5	8	4	9

Oakland Pitching

Player	W-L	ERA	G	SV	IP	H	ER
Blue	0-1	4.15	4	1	8.2	8	4
Fingers	1-1	1.74	6	2	10.1	4	2
Hamilton	0-0	6.75	2	0	1.1	2	1
Holtzman	1-0	2.13	3	0	12.2	11	3
Horlen	0-0	27.00	1	0	1.1	3	4
Hunter	2-0	2.81	3	0	16.0	12	5
Locker	0-0	0.00	1	0	0.1	1	0
Odom	0-1	1.59	2	0	11.1	5	2

Cincinnati Batting

Player	AVG	G	AB	R	H	HR	RBI
Bench	.261	7	23	4	6	1	1
Chaney	.000	4	7	0	0	0	0
Concepcion	.308	6	13	2	4	0	2
Foster	.000	2	0	0	0	0	0
Geronimo	.158	7	19	1	3	0	3
Hague	.000	3	3	0	0	0	0
Javier	.000	4	2	0	0	0	0
McRae	.444	5	9	1	4	0	2
Menke	.083	7	24	1	2	1	2
Morgan	.125	7	24	4	3	0	1
Perez	.435	7	23	3	10	0	2
Rose	.214	7	28	3	6	1	2
Tolan	.269	7	26	2	7	0	6

Cincinnati Pitching

Player	W-L	ERA	G	SV	IP	H	ER
Billingham	1-0	0.00	3	1	13.2	6	0
Borbon	0-1	3.86	6	0	7.0	7	3
Carroll	0-1	1.59	5	1	5.2	6	1
Grimsley	2-1	2.57	4	0	7.0	7	2
Gullett	0-0	1.29	1	0	7.0	5	1
Hall	0-0	0.00	4	1	8.1	6	0
McGlothlin	0-0	12.00	1	0	3.0	2	4
Nolan	0-1	3.38	2	0	10.2	7	4



1973 NLCS

NEW YORK METS 3, CINCINNATI REDS 2

Game 1 @ CIN (Riverfront Stadium) - Reds 2, Mets 1

Oct. 6 - Tom Seaver set a league playoff record by striking out 13 Reds, but after 7 scoreless innings he allowed a solo homer to Pete Rose in the eighth inning and another solo blast to Johnny Bench in the ninth.

New York Batting							
Player	AVG	G	AB	R	H	HR	RBI
Boswell	.000	1	1	0	0	0	0
Garrett	.087	5	23	1	2	0	1
Grote	.211	5	19	2	4	0	2
Hahn	.235	5	17	2	4	0	1
Harrelson	.167	5	18	1	3	0	2
Jones	.300	5	20	3	6	0	3
Kranepool	.500	1	2	0	1	0	2
Mays	.333	1	3	1	1	0	1
Millan	.316	5	19	5	6	0	2
Milner	.176	5	17	2	3	0	1
Staub	.200	4	15	4	3	3	5

	1	2	3	4	5	6	7	8	9	R	H	E	Attendance
NYM	0	1	0	0	0	0	0	0	0	1	3	0	53,431
Cin	0	0	0	0	0	0	0	1	1	2	6	0	

WP - Borbon (1-0), LP - Seaver (0-1), Save - None
HR - Rose, Bench

Game 2 @ CIN (Riverfront Stadium) - Mets 5, Reds 0

Oct. 7 - Jon Matlack pitched a 2-hitter and struck out 9 batters as the Reds were blanked for the first time in NLCS play.

New York Pitching							
Player	W-L	ERA	G	SV	IP	H	ER
Koosman	1-0	2.00	1	0	9.0	8	2
Matlack	1-0	0.00	1	0	9.0	2	0
McGraw	0-0	0.00	2	1	5.0	4	0
Parker	0-1	9.00	1	0	1.0	1	1
Seaver	1-1	1.62	2	0	16.2	13	3
Stone	0-0	1.35	1	0	6.2	3	1

	1	2	3	4	5	6	7	8	9	R	H	E	Attendance
NYM	0	0	0	1	0	0	0	4	5	7	7	0	54,041
Cin	0	0	0	0	0	0	0	0	0	2	2	0	

WP - Matlack (1-0), LP - Gullett (0-1), Save - None
HR - Staub

Game 3 @ NYM (Shea Stadium) - Mets 9, Reds 2

Oct. 8 - Rusty Staub homered in his first 2 times at the plate to lead starter Jerry Koosman to an easy 9-2 victory...twice the game was marred by bench-clearing brawls, triggered when Pete Rose slid into Bud Harrelson at second base in the fifth inning.

Cincinnati Batting							
Player	AVG	G	AB	R	H	HR	RBI
Armbrister	.167	3	6	0	1	0	0
Bench	.263	5	19	1	5	1	1
Chaney	.000	5	9	0	0	0	0
Crosby	.500	2	2	0	1	0	0
Driessen	.167	4	12	0	2	0	1
Gagliano	.000	3	3	0	0	0	0
Geronimo	.067	4	15	0	1	0	0
Griffey	.143	3	7	0	1	0	0
King	.500	3	2	0	1	0	0
Kosco	.300	3	10	0	3	0	0
Menke	.222	3	9	1	2	1	1
Morgan	.100	5	20	1	2	0	1
Perez	.091	5	22	1	2	1	2
Rose	.381	5	21	3	8	2	2
Stahl	.500	4	4	1	2	0	0

	1	2	3	4	5	6	7	8	9	R	H	E	Attendance
Cin	0	0	2	0	0	0	0	0	0	2	8	1	53,967
NYM	1	5	1	2	0	0	0	x	9	11	1	1	

WP - Koosman (1-0), LP - Grimsley (0-1), Save - None
HR - Menke, Staub 2

Game 4 @ NYM (Shea Stadium) - Reds 2, Mets 1 (12)

Oct. 9 - Tony Perez tied the game at 1-1 in the seventh with his first homer of the NLCS...Pete Rose hit a home run off Harry Parker in the 12th inning.

Cincinnati Pitching							
Player	W-L	ERA	G	SV	IP	H	ER
Billingham	0-1	4.50	2	0	12.0	9	6
Borbon	1-0	0.00	4	1	4.2	3	0
Carroll	1-0	1.29	3	0	7.0	5	1
Grimsley	0-1	12.27	2	0	3.2	7	5
Gullett	0-1	2.00	3	0	9.0	4	2
Hall	0-0	67.50	3	0	0.2	3	5
Nelson	0-0	0.00	1	0	2.1	0	0
Norman	0-0	1.80	1	0	5.0	1	1
Tomlin	0-0	16.20	1	0	1.2	5	3

	1	2	3	4	5	6	7	8	9	10	11	12	R	H	E	Attendance	
Cin	0	0	0	0	0	1	0	0	0	1	2	8	0	2	8	0	50,786
NYM	0	0	1	0	0	0	0	0	0	0	0	0	1	3	1	1	

WP - Carroll (1-0), LP - Parker (0-1), Save - Borbon (1)
HR - Rose, Perez

Game 5 @ NYM (Shea Stadium) - Mets 7, Reds 2

Oct. 10 - The Mets broke the game open with a 4-run fifth inning en route to their second pennant.

	1	2	3	4	5	6	7	8	9	R	H	E	Attendance
Cin	0	0	1	0	1	0	0	0	0	2	7	1	50,323
NYM	2	0	0	0	4	1	0	0	x	7	13	1	

WP - Seaver (1-1), LP - Billingham (0-1), Save - None
HR - None

NL West Standings

Cincinnati	99	63	.611	-
Los Angeles	95	66	.590	3.5
San Francisco	88	74	.543	11.0
Houston	82	80	.506	17.0
Atlanta	76	85	.472	22.5
San Diego	60	102	.370	39.0



1975 NLCS

CINCINNATI REDS 3, PITTSBURGH PIRATES 0

Game 1 @ CIN (Riverfront Stadium) - Reds 8, Pirates 3

Oct. 4 - Don Gullett held the Pirates to just 3 runs on 8 hits in 9 innings and helped his own cause with a homer, single and 3 RBI.

	1	2	3	4	5	6	7	8	9	R	H	E	Attendance
Pit	0	2	0	0	0	0	0	0	1	3	8	0	54,633
Cin	0	1	3	0	4	0	0	0	x	8	11	0	

WP - Gullett (1-0), LP - Reuss (0-1), Save - None
HR - Gullett

Game 2 @ CIN (Riverfront Stadium) - Reds 6, Pirates 1

Oct. 5 - Tony Perez drove in 3 runs with a 2-run homer and RBI-single and Fred Norman tossed 6 innings of 4-hit, 1-run ball...Reds base runners stole 7 bases to establish a League Championship Series record.

	1	2	3	4	5	6	7	8	9	R	H	E	Attendance
Pit	0	0	0	1	0	0	0	0	0	1	3	5	54,752
Cin	2	0	0	2	0	1	0	x		6	12	1	

WP - Norman (1-0), LP - Rooker (0-1), Save - Eastwick (1)
HR - Perez

Game 3 @ PIT (Three Rivers Stadium) - Reds 5, Pirates 3 (10)

Oct. 7 - The Reds took a 3-2 lead in the eighth inning on a Pete Rose 2-run homer only to see the Pirates tie the game in the ninth when Reds hurler Rawly Eastwick walked in the tying run with 2 out and the bases loaded...in the 10th, the Reds scored 2 runs to take the series and ruin the 14-strikeout performance of rookie John Candelaria.

	1	2	3	4	5	6	7	8	9	10	R	H	E	Attendance
Cin	0	1	0	0	0	0	0	2	0	2	5	6	0	46,355
Pit	0	0	0	0	0	2	0	0	1	0	3	7	2	

WP - Eastwick (1-0), LP - Hernandez (0-1), Save - Borbon (1)
HR - Rose, Concepcion, Oliver

Pittsburgh Batting

Player	AVG	G	AB	R	H	HR	RBI
Dyer	.000	1	0	0	0	0	1
Hebner	.333	3	12	2	4	0	2
Kirkpatrick	.000	2	2	0	0	0	0
Oliver	.182	3	11	1	2	1	2
Parker	.000	3	10	2	0	0	0
Randolph	.000	2	2	1	0	0	0
Reynolds	.000	2	1	0	0	0	0
Robertson	.500	3	2	0	1	0	1
Robinson	.000	2	2	0	0	0	0
Sanguillen	.167	3	12	0	2	0	0
Stargell	.182	3	11	1	2	0	0
Stennett	.214	3	14	0	3	0	0
Taveras	.143	3	7	0	1	0	1
Zisk	.500	3	10	0	5	0	0

Pittsburgh Pitching

Player	W-L	ERA	G	SV	IP	H	ER
Brett	0-0	0.00	2	0	2.1	1	0
Candelaria	0-0	3.52	1	0	7.2	3	3
Demery	0-0	18.00	1	0	2.0	4	4
Ellis	0-0	0.00	1	0	2.0	2	0
Giusti	0-0	0.00	1	0	1.1	0	0
Hernandez	0-1	27.00	1	0	0.2	3	2
Kison	0-0	4.50	1	0	2.0	2	1
Reuss	0-1	13.50	1	0	2.2	4	4
Rooker	0-1	9.00	1	0	4.0	7	4
Tekulve	0-0	6.75	2	0	1.1	3	1

Cincinnati Batting

Player	AVG	G	AB	R	H	HR	RBI
Armbrister	.000	2	0	0	0	0	1
Bench	.077	3	13	1	1	0	0
Concepcion	.455	3	11	2	5	1	1
Crowley	.000	1	0	0	0	0	0
Foster	.364	3	11	3	4	0	0
Geronimo	.000	3	10	0	0	0	1
Griffey	.333	3	12	4	4	0	4
Morgan	.273	3	11	2	3	0	1
Perez	.417	3	12	3	5	1	4
Rettenmund	.000	2	1	0	0	0	0
Rose	.357	3	14	3	5	1	2

Cincinnati Pitching

Player	W-L	ERA	G	SV	IP	H	ER
Borbon	0-0	0.00	1	1	1.0	0	0
Carroll	0-0	0.00	1	0	1.0	0	0
Eastwick	1-0	0.00	2	1	3.2	2	0
Gullett	1-0	3.00	1	0	9.0	8	3
McEnaney	0-0	6.75	1	0	1.1	1	1
Nolan	0-0	3.00	1	0	6.0	5	2
Norman	1-0	1.50	1	0	6.0	4	1

NL West Standings

Cincinnati	108	54	.667	-
Los Angeles	88	74	.543	20.0
San Francisco	80	81	.497	27.5
San Diego	71	91	.438	37.0
Atlanta	67	94	.416	40.5
Houston	64	97	.398	43.5





1975 WORLD SERIES

CINCINNATI REDS 4, BOSTON RED SOX 3

Game 1 @ BOS (Fenway Park) - Red Sox 6, Reds 0

Oct. 10 - Luis Tiant tossed a 5-hitter.

	1	2	3	4	5	6	7	8	9	R	H	E	Attendance
Cin	0	0	0	0	0	0	0	0	0	0	5	0	35,205
Bos	0	0	0	0	0	6	0	x	6	12	0		

WP - Tiant (1-0), LP - Gullett (0-1), Save - None

HR - None

Game 2 @ BOS (Fenway Park) - Reds 3, Red Sox 2

Oct. 11 - A pair of RBI singles in the ninth inning led the Reds' comeback.

	1	2	3	4	5	6	7	8	9	R	H	E	Attendance
Cin	0	0	0	1	0	0	0	0	2	3	7	1	35,205
Bos	1	0	0	0	1	0	0	0	0	2	7	0	

WP - Eastwick (1-0), LP - Drago (0-1), Save - None

HR - None

Game 3 @ CIN (Riverfront Stadium) - Reds 6, Red Sox 5 (10)

Oct. 14 - In the 10th, Ed Armbrister and Carlton Fisk collided on a bunt.

	1	2	3	4	5	6	7	8	9	10	R	H	E	Attendance
Bos	0	1	0	0	0	1	1	0	2	0	5	10	2	55,392
Cin	0	0	0	2	3	0	0	0	0	1	6	7	0	

WP - Eastwick (2-0), LP - Willoughby (0-1), Save - None

HR - Fisk, Evans, Bench, Concepcion, Geronimo, Carbo

Game 4 @ CIN (Riverfront Stadium) - Red Sox 5, Reds 4

Oct. 15 - Luis Tiant pitched his second complete game of the series.

	1	2	3	4	5	6	7	8	9	R	H	E	Attendance
Bos	0	0	0	5	0	0	0	0	0	5	11	1	55,667
Cin	2	0	0	2	0	0	0	0	0	4	9	1	

WP - Tiant (2-0), LP - Norman (0-1), Save - None

HR - None

Game 5 @ CIN (Riverfront Stadium) - Reds 6, Red Sox 2

Oct. 16 - Tony Perez's 3-run homer in the sixth sparked the Reds' offense.

	1	2	3	4	5	6	7	8	9	R	H	E	Attendance
Bos	1	0	0	0	0	0	0	1	2	5	0	0	56,393
Cin	0	0	0	1	1	3	0	1	x	6	8	0	

WP - Gullett (1-1), LP - Cleveland (0-1), Save - Eastwick (1)

HR - Perez 2

Game 6 @ BOS (Fenway Park) - Red Sox 7, Reds 6 (12)

Oct. 21 - In the 12th, Carlton Fisk homered off the left field foul pole.

	1	2	3	4	5	6	7	8	9	10	11	12	R	H	E	Attendance
Cin	0	0	0	3	0	2	1	0	0	0	0	0	6	14	0	35,205
Bos	3	0	0	0	0	0	0	3	0	0	1	7	10	1		

WP - Wise (1-0), LP - Darcy (0-1), Save - None

HR - Geronimo, Fisk, Lynn, Carbo

Game 7 @ BOS (Fenway Park) - Reds 4, Red Sox 3

Oct. 22 - Joe Morgan's ninth-inning single with 2 outs gave the Reds their first World Series title since 1940.

	1	2	3	4	5	6	7	8	9	R	H	E	Attendance
Cin	0	0	0	0	2	1	0	1	1	4	9	0	35,205
Bos	0	0	3	0	0	0	0	0	0	3	5	2	

WP - Carroll (1-0), LP - Burton (0-1), Save - McEnaney (1)

HR - Perez

Boston Batting										
Player	AVG	G	AB	R	H	HR	RBI			
Beniquez	.125	3	8	0	1	0	1			
Burleson	.292	7	24	1	7	0	2			
Carbo	.429	4	7	3	3	2	4			
Cooper	.053	5	19	0	1	0	1			
Doyle	.267	7	30	8	1	0	0			
Evans	.292	7	24	3	7	1	5			
Fisk	.240	7	25	5	6	2	4			
Griffin	.000	1	1	0	0	0	0			
Lynn	.280	7	25	3	7	1	5			
Miller	.000	3	2	0	0	0	0			
Montgomery	.000	1	1	0	0	0	0			
Petrocelli	.308	7	26	3	8	0	4			
Yastrzemski	.310	7	29	7	9	0	4			

Boston Pitching										
Player	W-L	ERA	G	SV	IP	H	ER			
Burton	0-1	9.00	2	0	1.0	1	1			
Cleveland	0-1	6.75	3	0	6.2	7	5			
Drago	0-1	2.25	2	0	4.0	3	1			
Lee	0-0	3.14	2	0	14.1	12	5			
Moret	0-0	0.00	2	0	1.2	2	0			
Pole	0-0	-	1	0	0.0	0	1			
Segui	0-0	0.00	1	0	1.0	0	0			
Tiant	2-0	3.60	3	0	25.0	25	10			
Willoughby	0-1	0.00	3	0	6.1	3	0			
Wise	1-0	8.44	2	0	5.1	6	5			

Cincinnati Batting										
Player	AVG	G	AB	R	H	HR	RBI			
Armbrister	.000	4	1	1	0	0	0			
Bench	.207	7	29	5	6	1	4			
Chaney	.000	2	2	0	0	0	0			
Concepcion	.179	7	28	3	5	1	4			
Crowley	.500	2	2	0	1	0	0			
Driessen	.000	2	2	0	0	0	0			
Foster	.276	7	29	1	8	0	2			
Geronimo	.280	7	25	3	7	2	3			
Grieffy	.269	7	26	4	7	0	4			
Morgan	.259	7	27	4	7	0	3			
Perez	.179	7	28	4	5	3	7			
Rettenmund	.000	3	3	0	0	0	0			
Rose	.370	7	27	3	10	0	2			

Cincinnati Pitching										
Player	W-L	ERA	G	SV	IP	H	ER			
Billingham	0-0	1.00	3	0	9.0	8	1			
Borbon	0-0	6.00	3	0	3.0	3	2			
Carroll	1-0	3.18	5	0	5.2	4	2			
Darcy	0-1	4.50	2	0	4.0	3	2			
Eastwick	2-0	2.25	5	1	8.0	6	2			
Gullett	1-1	4.34	3	0	18.2	19	9			
McEnaney	0-0	2.70	5	1	6.2	3	2			
Nolan	0-0	6.00	2	0	6.0	6	4			
Norman	0-1	9.00	2	0	4.0	8	4			

Pete Rose - World Series MVP

POS	G	AB	H	2B	3B	HR	R	RBI	AVG	OBP	SLG
3B	g1	4	0	0	0	0	0	0	.000	.000	.000
3B	g2	4	2	0	0	0	0	0	.500	.500	.500
3B	g3	4	1	0	1	0	1	0	.250	.400	.750
3B	g4	3	1	0	0	0	1	0	.333	.600	.333
3B	g5	3	2	1	0	0	1	0	.667	.750	1.000
3B	g6	5	2	0	0	0	1	0	.400	.500	.400
3B	g7	4	2	0	0	0	1	0	.500	.500	.500
-	7	27	10	1	1	0	3	2	.370	.485	.481

POSTSEASON



1976 NLCS

CINCINNATI REDS 3, PHILADELPHIA PHILLIES 0

Game 1 @ PHI (Veterans Stadium) - Reds 6, Phillies 3

Oct. 9 - George Foster homered...Pete Rose had 2 doubles, a triple and an RBI...Don Gullett allowed 2 hits in 8 innings.

	1	2	3	4	5	6	7	8	9	R	H	E	Attendance
Cin	0	0	1	0	0	2	0	3	0	6	10	0	62,640
Phi	1	0	0	0	0	0	0	0	2	3	6	1	

WP - Gullett (1-0), LP - Carlton (0-1), Save - None
HR - Foster

Game 2 @ PHI (Veterans Stadium) - Reds 6, Phillies 2

Oct. 10 - Pete Rose had 2 more hits...Ken Griffey added 2 hits and an RBI...Pedro Borbon earned a save by tossing 4 scoreless innings in relief of starter Pat Zachry.

	1	2	3	4	5	6	7	8	9	R	H	E	Attendance
Cin	0	0	0	0	0	4	2	0	0	6	6	0	62,651
Phi	0	1	0	0	1	0	0	0	0	2	10	1	

WP - Zachry (1-0), LP - Lonborg (0-1), Save - Borbon (1)
HR - Luzinski

Game 3 @ CIN (Riverfront Stadium) - Reds 7, Phillies 6

Oct. 12 - Trailing 6-4 in the bottom of the ninth inning, the Reds rallied for 3 runs to earn their second straight NLCS sweep...George Foster and Johnny Bench delivered back-to-back home runs in the ninth to ignite the pennant-clinching rally.

	1	2	3	4	5	6	7	8	9	R	H	E	Attendance
Phi	0	0	0	1	0	0	2	2	1	6	11	0	55,047
Cin	0	0	0	0	0	0	4	0	3	7	9	2	

WP - Eastwick (1-0), LP - Garber (0-1), Save - None
HR - Foster, Bench

Philadelphia Batting							
Player	AVG	G	AB	R	H	HR	RBI
Allen	.222	3	9	1	2	0	0
Boone	.286	3	7	0	2	0	1
Bowa	.125	3	8	1	1	0	1
Brown	.000	1	2	0	0	0	0
Cash	.308	3	13	1	4	0	1
Harmon	.000	1	0	1	0	0	0
Johnstone	.778	3	9	1	7	0	2
Luzinski	.273	3	11	2	3	1	2
Maddox	.231	3	13	2	3	0	2
Martin	.000	1	1	1	0	0	0
McCarver	.000	2	4	0	0	0	0
Oates	.000	1	1	0	0	0	0
Schmidt	.308	3	13	1	4	0	2
Tolan	.000	3	2	0	0	0	0

Philadelphia Pitching							
Player	W-L	ERA	G	SV	IP	H	ER
Carlton	0-1	3.86	1	0	7.0	8	3
Garber	0-1	40.50	2	0	0.2	2	3
Kaat	0-0	3.00	1	0	6.0	2	2
Lonborg	0-1	1.69	1	0	5.1	2	1
McGraw	0-0	11.57	2	0	2.1	4	3
Reed	0-0	7.71	2	0	4.2	6	4
Underwood	0-0	0.00	1	0	0.1	1	0

Cincinnati Batting							
Player	AVG	G	AB	R	H	HR	RBI
Armbrister	.000	1	0	0	0	0	0
Bench	.333	3	12	3	4	1	1
Concepcion	.200	3	10	4	2	0	0
Driessen	.000	1	1	0	0	0	0
Flynn	.000	1	0	0	0	0	0
Foster	.167	3	12	2	2	2	4
Geronimo	.182	3	11	0	2	0	2
Griffey	.385	3	13	2	5	0	2
Lum	.000	1	1	0	0	0	0
Morgan	.000	3	7	2	0	0	0
Perez	.200	3	10	1	2	0	3
Rose	.429	3	14	3	6	0	2

Cincinnati Pitching							
Player	W-L	ERA	G	SV	IP	H	ER
Borbon	0-0	0.00	2	1	4.1	4	0
Eastwick	1-0	12.00	2	0	3.0	7	4
Gullett	1-0	1.13	1	0	8.0	2	1
Nolan	0-0	1.59	1	0	5.2	6	1
Sarmiento	0-0	18.00	1	0	1.0	2	2
Zachry	1-0	3.60	1	0	5.0	6	2



NL West Standings				
Cincinnati	102	60	.630	-
Los Angeles	92	70	.568	10.0
Houston	80	82	.494	22.0
San Francisco	74	88	.457	28.0
San Diego	73	89	.451	29.0
Atlanta	70	92	.432	32.0



1976 WORLD SERIES

CINCINNATI REDS 4, NEW YORK YANKEES 0

Game 1 @ CIN (Riverfront Stadium) - Reds 5, Yankees 1

Oct. 16 - The Yankees returned to the World Series after a 12-year absence...Joe Morgan homered in the first inning, and Tony Perez led the Cincinnati offensive attack with 3 hits...Don Gullett allowed the Yankees just 1 run on 5 hits in 7.1 innings pitched.

	1	2	3	4	5	6	7	8	9	R	H	E	Attendance
NY Yankees	0	1	0	0	0	0	0	0	0	1	5	1	54,826
Cincinnati	1	0	1	0	0	1	2	0	x	5	10	1	

WP - Gullett (1-0), **LP** - Alexander (0-1), **Save** - None
HR - Morgan

Game 2 @ CIN (Riverfront Stadium) - Reds 4, Yankees 3

Oct. 17 - The Reds broke a 3-3 tie with 2 outs in the ninth inning when Fred Stanley threw Ken Griffey's grounder into the dugout for a 2-base error...Griffey then scored the game-winner on Tony Perez' single.

	1	2	3	4	5	6	7	8	9	R	H	E	Attendance
NY Yankees	0	0	0	1	0	0	2	0	0	3	9	1	54,816
Cincinnati	0	3	0	0	0	0	0	0	1	4	10	0	

WP - Billingham (1-0), **LP** - Hunter (0-1), **Save** - None
HR - None

Game 3 @ NYY (Yankee Stadium) - Reds 6, Yankees 2

Oct. 19 - Dan Driessen cracked 3 hits, including a homer, and pitchers Pat Zachry and Will McEnaney scattered 8 hits...the Reds jumped out to an early 3-0 lead in the second inning and never looked back.

	1	2	3	4	5	6	7	8	9	R	H	E	Attendance
Cincinnati	0	3	0	1	0	0	0	2	0	6	13	2	56,667
NY Yankees	0	0	0	1	0	0	1	0	0	2	8	0	

WP - Zachry (1-0), **LP** - Ellis (0-1), **Save** - McEnaney (1)
HR - Driessen, Mason

Game 4 @ NYY (Yankee Stadium) - Reds 7, Yankees 2

Oct. 21 - Johnny Bench drove in 5 runs with a pair of homers as the Reds completed a 4-game sweep of the Yankees to earn their second straight World Series championship...Bench ended the series with a .533 average...the Reds went 7-0 in the Postseason.

	1	2	3	4	5	6	7	8	9	R	H	E	Attendance
Cincinnati	0	0	0	3	0	0	0	0	4	7	9	2	56,700
NY Yankees	1	0	0	0	1	0	0	0	0	2	8	0	

WP - Nolan (1-0), **LP** - Figueroa (0-1), **Save** - McEnaney (2)
HR - Bench 2

New York Batting							
Player	AVG	G	AB	R	H	HR	RBI
Chambliss	.313	4	16	1	5	0	1
Gamble	.125	3	8	0	1	0	1
Hendricks	.000	2	2	0	0	0	0
Maddox	.200	2	5	0	1	0	0
Mason	1.000	3	1	1	1	1	1
May	.000	4	9	0	0	0	0
Munson	.529	4	17	2	9	0	2
Nettles	.250	4	12	0	3	0	2
Piniella	.333	4	9	1	3	0	0
Randolph	.071	4	14	1	1	0	0
Rivers	.167	4	18	1	3	0	0
Stanley	.167	4	6	1	1	0	1
Velez	.000	3	3	0	0	0	0
White	.133	4	15	0	2	0	0

New York Pitching							
Player	W-L	ERA	G	SV	IP	H	ER
Alexander	0-1	7.50	1	0	6.0	9	5
Ellis	0-1	10.80	1	0	3.1	7	4
Figueroa	0-1	5.63	1	0	8.0	6	5
Hunter	0-1	3.12	1	0	8.2	10	3
Jackson	0-0	4.91	1	0	3.2	4	2
Lyle	0-0	0.00	2	0	2.2	1	0
Tidrow	0-0	7.71	2	0	2.1	5	2

Cincinnati Batting							
Player	AVG	G	AB	R	H	HR	RBI
Bench	.533	4	15	4	8	2	6
Concepcion	.357	4	14	1	5	0	3
Driessen	.357	4	14	4	5	1	1
Foster	.429	4	14	3	6	0	4
Geronimo	.308	4	13	3	4	0	1
Griffey	.059	4	17	2	1	0	1
Morgan	.333	4	15	3	5	1	2
Perez	.313	4	16	1	5	0	2
Rose	.188	4	16	1	3	0	1

Cincinnati Pitching							
Player	W-L	ERA	G	SV	IP	H	ER
Billingham	1-0	0.00	1	0	2.2	0	0
Borbon	0-0	0.00	1	0	1.2	0	0
Gullett	1-0	1.23	1	0	7.1	5	1
McEnaney	0-0	0.00	2	2	4.2	2	0
Nolan	1-0	2.70	1	0	6.2	8	2
Norman	0-0	4.26	1	0	6.1	9	3
Zachry	1-0	2.70	1	0	6.2	6	2

Johnny Bench - World Series MVP

POS	G	AB	H	2B	3B	HR	R	RBI	AVG	OBP	SLG
C g1	3	2	0	1	0	1	1	1	.667	.667	1.333
C g2	4	2	1	0	0	1	0	.500	.500	.750	
C g3	4	2	0	0	0	0	0	.500	.500	.500	
C g4	4	2	0	0	2	2	5	.500	.500	2.000	
C	4	15	8	1	1	2	4	6	.533	.533	1.133



1979 NLCS

PITTSBURGH PIRATES 3, CINCINNATI REDS 0

Game 1 @ CIN (Riverfront Stadium) - Pirates 5, Reds 2 (11)

Oct. 2 - Willie Stargell blasted a 3-run homer in the top of the 11th inning to break a 2-2 tie.

	1	2	3	4	5	6	7	8	9	10	11	R	H	E	Attendance
Pit	0	0	2	0	0	0	0	0	0	0	3	5	10	0	55,006
Cin	0	0	0	2	0	0	0	0	0	0	0	2	7	0	

WP - Jackson (1-0), LP - Hume (0-1), Save - Robinson (1)
HR - Stargell, Garner, Foster

Game 2 @ CIN (Riverfront Stadium) - Pirates 3, Reds 2 (10)

Oct. 3 - Singles by Omar Moreno and Dave Parker in the 10th inning broke a 2-2 tie...the Reds sent the game into extra innings in the ninth after scoring a run on back-to-back doubles by Hector Cruz and Dave Collins.

	1	2	3	4	5	6	7	8	9	10	R	H	E	Attendance
Pit	0	0	0	1	1	0	0	0	0	1	3	11	0	55,000
Cin	0	1	0	0	0	0	0	1	0	0	2	8	0	

WP - Robinson (1-0), LP - Bair (0-1), Save - None
HR - None

Game 3 @ PIT (Three Rivers Stadium) - Pirates 7, Reds 1

Oct. 5 - Bert Blyleven went the distance, scattering 8 hits while fanning 9 batters in the 7-1 pennant-clinching victory...Willie Stargell belted his second homer of the series as the Bucs completed the sweep.

	1	2	3	4	5	6	7	8	9	R	H	E	Attendance
Cin	0	0	0	0	0	1	0	0	0	1	8	1	42,240
Pit	1	1	2	2	0	0	0	1	x	7	7	0	

WP - Blyleven (1-0), LP - LaCross (0-1), Save - None
HR - Bench, Stargell, Madlock

Pittsburgh Batting

Player	AVG	G	AB	R	H	HR	RBI
Alexander	.000	1	0	1	0	0	0
Easler	.000	1	1	0	0	0	0
Foli	.333	3	12	1	4	0	3
Garner	.417	3	12	4	5	1	1
Madlock	.250	3	12	1	3	1	2
Milner	.000	3	9	0	0	0	0
Moreno	.250	3	12	3	3	0	0
Ott	.231	3	13	0	3	0	0
Parker	.333	3	12	2	4	0	2
Robinson	.000	3	3	0	0	0	0
Stargell	.455	3	11	2	5	2	6
Stennett	.000	1	0	0	0	0	0

Pittsburgh Pitching

Player	W-L	ERA	G	SV	IP	H	ER
Bibby	0-0	1.29	1	0	7.0	4	1
Blyleven	1-0	1.00	1	0	9.0	8	1
Candelaria	0-0	2.57	1	0	7.0	5	2
Jackson	1-0	0.00	2	0	2.0	1	0
Roberts	0-0	-	1	0	0.0	0	0
Robinson	1-0	0.00	2	1	2.0	0	0
Romo	0-0	0.00	2	0	0.1	3	0
Tekulve	0-0	3.00	2	0	3.0	2	1

Cincinnati Batting

Player	AVG	G	AB	R	H	HR	RBI
Auerbach	.000	2	2	0	0	0	0
Bench	.250	3	12	1	3	1	1
Collins	.357	3	14	0	5	0	1
Concepcion	.429	3	14	1	6	0	0
Cruz	.200	2	5	1	1	0	0
Driessen	.083	3	12	1	1	0	0
Foster	.200	3	10	1	2	1	2
Geronimo	.143	2	7	0	1	0	0
Knight	.286	3	14	0	4	0	0
Morgan	.000	3	11	0	0	0	0
Spilman	.000	2	2	0	0	0	0

Cincinnati Pitching

Player	W-L	ERA	G	SV	IP	H	ER
Bair	0-1	9.00	1	0	1.0	2	1
Hume	0-1	6.75	3	0	4.0	6	3
LaCoss	0-1	10.80	1	0	1.2	1	2
Leibrandt	0-0	0.00	1	0	0.1	0	0
Norman	0-0	18.00	1	0	2.0	4	4
Pastore	0-0	2.57	1	0	7.0	7	2
Seaver	0-0	2.25	1	0	8.0	5	2
Soto	0-0	0.00	1	0	2.0	0	0
Tomlin	0-0	0.00	3	0	3.0	3	0

NL West Standings

Cincinnati	90	71	.559	-
Houston	89	73	.549	1.5
Los Angeles	79	83	.488	11.5
San Francisco	79	83	.438	19.5
San Diego	68	93	.422	22.0
Atlanta	66	94	.413	23.5





1990 NLCS

CINCINNATI REDS 4, PITTSBURGH PIRATES 2

Game 1 @ CIN (Riverfront Stadium) - Pirates 4, Reds 3

Oct. 4 - The Pirates rallied from a 3-0 deficit.

	1	2	3	4	5	6	7	8	9	R	H	E	Attendance
Pit	0	0	1	2	0	0	1	0	0	4	7	1	52,911
Cin	3	0	0	0	0	0	0	0	0	3	5	0	

WP - Walk (1-0), LP - Charlton (0-1), Save - Power (1)
HR - Bream

Game 2 @ CIN (Riverfront Stadium) - Reds 2, Pirates 1

Oct. 5 - Paul O'Neill drove in both Reds' runs with a single and double.

	1	2	3	4	5	6	7	8	9	R	H	E	Attendance
Pit	0	0	0	0	1	0	0	0	0	1	6	0	54,456
Cin	1	0	0	0	1	0	0	0	0	2	5	0	

WP - Browning (1-0), LP - Drabek (0-1), Save - Myers (1)
HR - Lind

Game 3 @ PIT (Three Rivers Stadium) - Reds 6, Pirates 3

Oct. 8 - Billy Hatcher gave the Reds an early 2-0 lead with a 2-run homer.

	1	2	3	4	5	6	7	8	9	R	H	E	Attendance
Cin	0	2	0	0	3	0	0	0	1	6	13	1	45,611
Pit	0	0	0	2	0	0	1	0	3	3	8	0	

WP - Jackson (1-0), LP - Smith (0-1), Save - Myers (2)
HR - Duncan, Hatcher

Game 4 @ PIT (Three Rivers Stadium) - Reds 5, Pirates 3

Oct. 9 - Chris Sabo blasted a 2-run HR in the seventh to break a 2-2 tie.

	1	2	3	4	5	6	7	8	9	R	H	E	Attendance
Cin	0	0	0	2	0	0	2	0	1	5	10	1	50,461
Pit	1	0	0	1	0	0	1	0	3	3	8	0	

WP - Rijo (1-0), LP - Walk (1-1), Save - Dibble (1)
HR - O'Neill, Sabo, Bell

Game 5 @ PIT (Three Rivers Stadium) - Pirates 3, Reds 2

Oct. 10 - Doug Drabek kept the Pirates' hopes alive.

	1	2	3	4	5	6	7	8	9	R	H	E	Attendance
Cin	1	0	0	0	0	0	1	0	2	7	7	0	48,221
Pit	2	0	0	1	0	0	0	0	3	6	1		

WP - Drabek (1-1), LP - Browning (1-1), Save - Patterson (1)
HR - None

Game 6 @ CIN (Riverfront Stadium) - Reds 2, Pirates 1

Oct. 12 - Danny Jackson, Norm Charlton and Randy Myers threw a 1-hitter.

	1	2	3	4	5	6	7	8	9	R	H	E	Attendance
Pit	0	0	0	0	1	0	0	0	0	1	1	3	56,079
Cin	1	0	0	0	0	1	0	x	2	9	0		

WP - Charlton (1-1), LP - Smith (0-2), Save - Myers (3)
HR - None

Pittsburgh Batting

Player	AVG	G	AB	R	H	HR	RBI
Backman	.143	3	7	1	1	0	0
Bell	.250	6	20	3	5	1	1
Bonds	.167	6	18	4	3	0	1
Bonilla	.190	6	21	0	4	0	1
Bream	.500	4	8	1	4	1	3
King	.100	5	10	0	1	0	0
LaValliere	.000	3	6	1	0	0	0
Lind	.238	6	21	1	5	1	2
Martinez	.250	2	8	0	2	0	2
Redus	.250	5	8	1	2	0	0
Reynolds	.200	6	10	0	2	0	0
Slaughter	.091	4	11	0	1	0	1
Van Slyke	.208	6	24	3	5	0	3

Pittsburgh Pitching

Player	W-L	ERA	G	SV	IP	H	ER
Belinda	0-0	2.45	3	0	3.2	3	1
Drabek	1-1	1.65	2	0	16.1	12	3
Landrum	0-0	0.00	2	0	2.0	0	0
Patterson	0-0	0.00	2	1	1.0	1	0
Power	0-0	3.60	2	1	5.0	6	2
Smiley	0-0	0.00	1	0	2.0	2	0
Smith	0-2	6.00	2	0	9.0	14	6
Walk	1-1	4.85	2	0	13.0	11	7

Cincinnati Batting

Player	AVG	G	AB	R	H	HR	RBI
Bates	.000	2	0	1	0	0	0
Benzinger	.333	5	9	0	3	0	0
Braggs	.200	2	5	0	1	0	0
Davis	.174	6	23	2	4	0	2
Duncan	.300	6	20	1	6	1	4
Hatcher	.333	4	15	2	5	1	2
Larkin	.261	6	23	5	6	0	1
Morris	.417	5	12	3	5	0	1
Oester	.333	3	3	1	1	0	0
Oliver	.143	5	14	1	2	0	0
O'Neill	.471	5	17	1	8	1	4
Quinones	.500	3	2	1	1	0	2
Reed	.000	4	7	0	0	0	0
Sabo	.227	6	22	1	5	1	3
Winningham	.286	3	7	1	2	0	1

Cincinnati Pitching

Player	W-L	ERA	G	SV	IP	H	ER
Browning	1-1	3.27	2	0	11.0	9	4
Charlton	1-1	1.80	4	0	5.0	4	1
Dibble	0-0	0.00	4	1	5.0	0	0
Jackson	1-0	2.38	2	0	11.1	8	3
Mahler	0-0	0.00	1	0	1.2	2	0
Myers	0-0	0.00	4	3	5.2	2	0
Rijo	1-0	4.38	2	0	12.1	10	6
Scudder	0-0	0.00	1	0	1.0	1	0

NL West Standings

Cincinnati	91	71	.562	-
Los Angeles	86	76	.531	5.0
San Francisco	85	77	.525	6.0
Houston	75	87	.463	16.0
San Diego	75	87	.463	16.0
Atlanta	65	97	.401	26.0

Rob Dibble - NLCS MVP

G	GS	IP	W	L	SV	H	R	ER	SO	BB	ERA
g1	0	1.0	0	0	0	0	0	0	3	0	0.00
g2	0	1.1	0	0	0	0	0	0	2	1	0.00
g3	0	1.2	0	0	0	0	0	0	3	0	0.00
g4	0	1.0	0	0	1	0	0	0	2	0	0.00
4	0	5.0	0	0	1	0	0	0	10	1	0.00

Randy Myers - NLCS MVP

G	GS	IP	W	L	SV	H	R	ER	SO	BB	ERA
g2	0	1.2	0	0	1	0	0	0	0	1	0.00
g3	0	1.0	0	0	1	0	0	0	3	0	0.00
g4	0	1.0	0	0	0	2	0	0	1	0	0.00
g6	0	2.0	0	0	1	0	0	0	3	2	0.00
4	0	5.2	0	0	3	2	0	0	7	3	0.00


1990 WORLD SERIES
CINCINNATI REDS 4, OAKLAND A'S 0
Game 1 @ CIN (Riverfront Stadium) - Reds 7, A's 0

Oct. 16 - The Reds scored 4 runs in the first 3 innings off Dave Stewart and coasted to victory...Eric Davis opened the scoring with a 2-run homer...starter Jose Rijo and a pair of relievers threw a shutout.

	1	2	3	4	5	6	7	8	9	R	H	E	Attendance
Oak	0	0	0	0	0	0	0	0	0	0	9	1	55,830
Cin	2	0	2	0	3	0	0	0	x	7	10	0	

WP - Rijo (1-0), **LP** - Stewart (0-1), **Save** - None
HR - Davis

Game 2 @ CIN (Riverfront Stadium) - Reds 5, A's 4 (10)

Oct. 17 - Joe Oliver ripped an RBI-single in the 10th inning off closer Dennis Eckersley to give the Reds a 5-4 win and a 2-0 lead in the Series...the Reds erased a 4-2 deficit...Billy Hatcher ripped a World Series-record seventh consecutive hit.

	1	2	3	4	5	6	7	8	9	10	R	H	E	Attendance
Oak	1	0	3	0	0	0	0	0	0	0	4	10	2	55,832
Cin	2	0	0	1	0	0	0	1	0	1	5	14	2	

WP - Dibble (1-0), **LP** - Eckersley (0-1), **Save** - None
HR - Canseco

Game 3 @ OAK (Oakland-Alameda County Stadium) - Reds 8, A's 3

Oct. 19 - Chris Sabo belted 2 homers, including a 2-run blast in a 7-run third inning...for the second straight game, the Reds collected 14 hits... Chris Sabo set a Series record with 10 chances at third base.

	1	2	3	4	5	6	7	8	9	R	H	E	Attendance
Cin	0	1	7	0	0	0	0	0	0	8	14	1	48,269
Oak	0	2	1	0	0	0	0	0	0	3	7	1	

WP - Browning (1-0), **LP** - Moore (0-1), **Save** - None
HR - Sabo 2, R. Henderson, Baines

Game 4 @ OAK (Oakland-Alameda County Stadium) - Reds 2, A's 1

Oct. 20 - Series MVP Jose Rijo outpitched Dave Stewart for the second time in the Series as the Reds earned a 4-game sweep...trailing 1-0 in the eighth inning, the Reds scored 2 runs on a groundout by Glenn Braggs and sacrifice fly by Hal Morris...Rijo allowed the A's a run in the first inning but then retired 20 straight batters.

	1	2	3	4	5	6	7	8	9	R	H	E	Attendance
Cin	0	0	0	0	0	0	0	2	0	2	7	1	48,613
Oak	1	0	0	0	0	0	0	0	0	1	2	1	

WP - Rijo (2-0), **LP** - Stewart (0-2), **Save** - Myers (1)
HR - None

Oakland Batting							
Player	AVG	G	AB	R	H	HR	RBI
Baines	.143	3	7	1	1	1	2
Blankenship	.000	1	1	0	0	0	0
Bordick	.000	3	0	0	0	0	0
Canseco	.083	4	12	1	1	1	2
Gallego	.091	4	11	0	1	0	1
Hassey	.333	3	6	0	2	0	1
DHenderson	.231	4	13	2	3	0	0
RHenderson	.333	4	15	2	5	1	1
Jennings	1.000	1	1	0	1	0	0
Lansford	.267	4	15	0	4	0	1
McGee	.200	4	10	1	2	0	0
McGwire	.214	4	14	1	3	0	0
Quirk	.000	1	3	0	0	0	0
Randolph	.267	4	15	0	4	0	0
Steinbach	.125	3	8	0	1	0	0

Oakland Pitching							
Player	W-L	ERA	G	SV	IP	H	ER
Burns	0-0	16.20	2	0	1.2	5	3
Eckersley	0-1	6.75	2	0	1.1	3	1
Honeycutt	0-0	0.00	1	0	1.2	2	0
Klink	0-0	-	1	0	0.0	0	0
Moore	0-1	6.75	1	0	2.2	8	2
Nelson	0-0	0.00	2	0	5.0	3	0
Sanderson	0-0	10.80	2	0	1.2	4	2
Stewart	0-2	3.46	2	0	13.0	10	5
Welch	0-0	4.91	1	0	7.1	9	4
Young	0-0	0.00	1	0	1.0	1	0

Cincinnati Batting							
Player	AVG	G	AB	R	H	HR	RBI
Bates	1.000	1	1	1	1	0	0
Benzinger	.182	4	11	1	2	0	0
Braggs	.000	2	4	0	0	0	0
Davis	.286	4	14	3	4	1	5
Duncan	.143	4	14	1	2	0	1
Hatcher	.750	4	12	6	9	0	2
Larkin	.353	4	17	3	6	0	1
Morris	.071	4	14	0	1	0	2
Oester	1.000	1	1	0	1	0	1
Oliver	.333	4	18	2	6	0	1
O'Neill	.083	4	12	2	1	0	1
Sabo	.563	4	16	2	9	2	5
Winningham	.500	2	4	1	2	0	0

Cincinnati Pitching							
Player	W-L	ERA	G	SV	IP	H	ER
Armstrong	0-0	0.00	1	0	3.0	1	0
Browning	1-0	4.50	1	0	6.0	6	3
Charlton	0-0	0.00	1	0	1.0	1	0
Dibble	1-0	0.00	3	0	4.2	3	0
Jackson	0-0	10.13	1	0	2.2	6	3
Myers	0-0	0.00	3	1	3.0	2	0
Rijo	2-0	0.59	2	0	15.1	9	1
Scudder	0-0	0.00	1	0	1.1	0	0

Jose Rijo - World Series MVP

G	GS	IP	W	L	SV	H	R	ER	SO	BB	ERA
g1	1	7.0	1	0	0	7	0	0	5	2	0.00
g4	1	8.1	1	0	0	2	1	1	9	3	1.08
2	2	15.1	2	0	0	9	1	1	14	5	0.59



1995 NLDS

CINCINNATI REDS 3, LOS ANGELES DODGERS 0

Game 1 @ LAD (Dodger Stadium) - Reds 7, Dodgers 2

Oct. 3 - Starter Pete Schourek limited the Dodgers to just 5 hits in 7 innings...Reds took an early 4-0 lead in the first on a Hal Morris 2-run double and a 2-run homer by Benito Santiago in his first post-season at-bat...Reds added 3 more in the fifth on a Santiago sac fly and Jeff Branson's 2-run double.

	1	2	3	4	5	6	7	8	9	R	H	E	Attendance
Cin	4	0	0	0	3	0	0	0	-	7	12	0	44,199
LAD	0	0	0	0	1	1	0	0	-	2	8	0	

WP - Schourek (1-0), LP - Martinez (0-1), Save - None
HR - Piazza, Santiago

Game 2 @ LAD (Dodger Stadium) - Reds 5, Dodgers 4

Oct. 4 - The Reds were outhit, 14-6...after allowing the Dodgers an early 1-0 lead, the Reds took the lead in the fourth inning after Ron Gant reached on an error and then scored on a Reggie Sanders 2-run homer...with the game tied 2-2 in the eighth, Barry Larkin's RBI-single gave the Reds a 3-2 lead as they held on to win.

	1	2	3	4	5	6	7	8	9	R	H	E	Attendance
Cin	0	0	0	2	0	0	0	1	2	5	6	0	46,051
LAD	1	0	0	1	0	0	0	2		4	14	2	

WP - Burba (1-0), LP - Osuna (0-1), Save - Brantley (1)
HR - Sanders, Karros 2

Game 3 @ CIN (Cinergy Field) - Reds 10, Dodgers 1

Oct. 6 - The Reds exploded for 10 runs and battered Dodger starting pitcher Hideo Nomo for 5 runs on 7 hits in the first 5 innings...the Reds iced the game in the sixth, when pinch-hitter Mark Lewis connected off Mark Guthrie for a grand slam that gave the Reds a 7-1 lead...was the first pinch-hit grand slam in National League playoff history...Ron Gant and Bret Boone also homered as the Reds pounded out 11 hits off 6 Dodger pitchers...starter David Wells earned the victory after allowing just 1 unearned run on 6 hits in 6.1 innings.

	1	2	3	4	5	6	7	8	9	R	H	E	Attendance
LAD	0	0	0	1	0	0	0	0	0	1	9	0	53,276
Cin	0	0	2	1	0	4	3	0	x	10	11	2	

WP - Wells (1-0), LP - Nomo (0-1), Save - None
HR - Boone, Gant, Lewis

Los Angeles Batting							
Player	AVG	G	AB	R	H	HR	RBI
Ashley	.000	1	0	0	0	0	0
Butler	.267	3	15	1	4	0	1
DeShields	.250	3	12	1	3	0	0
Fonville	.500	3	12	1	6	0	0
Gwynn	.000	1	1	0	0	0	0
Hansen	.667	3	3	0	2	0	0
Hollandsworth	.000	2	2	0	0	0	0
Karros	.500	3	12	3	6	2	4
Kelly	.364	3	11	0	4	0	0
Mondesi	.222	3	9	0	2	0	0
Offerman	.000	1	0	0	0	0	0
Piazza	.214	3	14	1	3	1	1
Wallach	.083	3	12	0	1	0	0
Webster	.000	2	2	0	0	0	0

Los Angeles Pitching							
Player	W-L	ERA	G	SV	IP	H	ER
Astacio	0-0	0.00	3	0	3.1	1	0
Cummings	0-0	20.25	2	0	1.1	3	3
Guthrie	0-0	6.75	3	0	1.1	2	1
Martinez	0-1	14.54	1	0	4.1	10	7
Nomo	0-1	9.00	1	0	5.0	7	5
Osuna	0-1	2.70	3	0	3.1	3	1
Tapani	0-0	81.00	2	0	0.1	0	3
Valdes	0-0	0.00	1	0	7.0	3	0

Cincinnati Batting							
Player	AVG	G	AB	R	H	HR	RBI
BBoone	.300	3	10	4	3	1	1
Branson	.286	3	7	0	2	0	2
Duncan	.667	2	3	1	2	0	1
Gant	.231	3	13	3	3	1	2
Howard	.100	3	10	0	1	0	0
Larkin	.385	3	13	2	5	0	1
DLewis	.000	3	3	0	0	0	0
MLewis	.500	2	2	2	1	1	5
Morris	.500	3	10	5	5	0	2
RSanders	.154	3	13	3	2	1	2
Santiago	.333	3	9	2	3	1	3
Walton	.000	3	3	0	0	0	0

Cincinnati Pitching							
Player	W-L	ERA	G	SV	IP	H	ER
Brantley	0-0	6.00	3	1	3.0	5	2
Burba	1-0	0.00	1	0	1.0	2	0
Jackson	0-0	0.00	3	0	3.2	4	0
Schourek	1-0	2.57	1	0	7.0	5	2
Smiley	0-0	3.00	1	0	6.0	9	2
Wells	1-0	0.00	1	0	6.1	6	0

NL Central Standings

Cincinnati	85	59	.590	-
Houston	76	68	.528	9.0
Chicago	73	71	.507	12.0
St. Louis	62	81	.434	22.5
Pittsburgh	58	86	.403	27.0




1995 NLCS
ATLANTA BRAVES 4, CINCINNATI REDS 0
Game 1 @ CIN (Riverfront Stadium) - Braves 2, Reds 1 (11)

Oct. 10 - With the Reds holding a slim 1-0 lead heading into the top of the ninth, the Braves knotted the game on a fielder's choice by David Justice...Mike Devereaux snapped the tie in the 11th with an RBI-single... the Braves turned 5 double plays.

	1	2	3	4	5	6	7	8	9	10	11	R	H	E	Attendance
Atl	0	0	0	0	0	0	0	1	0	1	2	7	0		40,382
Cin	0	0	0	1	0	0	0	0	0	0	1	8	0		

WP - Wohlers (1-0), **LP** - Jackson (0-1), **Save** - McMichael (1)
HR - None

Game 2 @ CIN (Riverfront Stadium) - Braves 6, Reds 2 (10)

Oct. 11 - The Braves jumped out to an early 1-0 lead in the first inning on an RBI-single by Chipper Jones...trailing, 2-0, the Reds rallied with 2 runs in the fifth on an RBI-single by pinch-hitter Lenny Harris and a steal of home by Jeff Branson...was the first steal of home in NLCS history...the game remained tied until the 10th, when the Braves scored 4 runs off Mark Portugal.

	1	2	3	4	5	6	7	8	9	10	R	H	E	Attendance
Atl	1	0	0	1	0	0	0	0	0	4	6	11	1	44,624
Cin	0	0	0	0	2	0	0	0	0	0	2	9	1	

WP - McMichael (1-0), **LP** - Portugal (0-1), **Save** - None
HR - Lopez

Game 3 @ ATL (Atlanta-Fulton County Stadium) - Braves 5, Reds 2

Oct. 13 - Atlanta starter Greg Maddux allowed 7 hits and just 1 run in 8 innings...the game remained scoreless into the sixth inning, when Braves catcher Charlie O'Brien blasted a 3-run homer off David Wells... Atlanta added 2 more runs in the seventh inning.

	1	2	3	4	5	6	7	8	9	R	H	E	Attendance
Cin	0	0	0	0	0	0	0	1	1	2	8	0	51,424
Atl	0	0	0	0	0	3	2	0	x	5	12	1	

WP - Maddux (1-0), **LP** - Wells (0-1), **Save** - Wohlers (1)
HR - C.Jones, O'Brien

Game 4 @ ATL (Atlanta-Fulton County Stadium) - Braves 6, Reds 0

Oct. 14 - Four Braves pitchers combined to shut out the Reds...Atlanta starter Steve Avery pitched 6 innings of 2-hit ball to earn the win...the Braves iced the game and series sweep with a 5-run seventh inning.

	1	2	3	4	5	6	7	8	9	R	H	E	Attendance
Cin	0	0	0	0	0	0	0	0	0	0	3	1	52,067
Atl	0	0	1	0	0	0	5	0	0	6	12	1	

WP - Avery (1-0), **LP** - Schourek (0-1), **Save** - None
HR - Devereaux

Atlanta Batting							
Player	AVG	G	AB	R	H	HR	RBI
Belliard	.273	4	11	1	3	0	0
Blauser	.000	1	4	0	0	0	0
Devereaux	.308	4	13	2	4	1	5
Grissom	.263	4	19	2	5	0	0
C.Jones	.438	4	16	3	7	1	3
Justice	.273	3	11	1	3	0	1
Klesko	.000	4	7	0	0	0	0
Lemke	.167	4	18	2	3	0	1
Lopez	.357	3	14	2	5	1	3
McGriff	.438	4	16	5	7	0	0
Mordecai	.000	2	2	0	0	0	0
O'Brien	.400	2	5	1	2	1	3
Polonia	.500	3	2	0	1	0	1
Smith	.000	2	2	0	0	0	0

Atlanta Pitching							
Player	W-L	ERA	G	SV	IP	H	ER
Avery	1-0	0.00	2	0	6.0	2	0
Clontz	0-0	0.00	1	0	0.1	1	0
Glavine	0-0	1.29	1	0	7.0	7	1
Maddux	1-0	1.13	1	0	8.0	7	1
McMichael	1-0	0.00	3	1	2.2	0	0
Pena	0-0	0.00	3	0	3.0	2	0
Smoltz	0-0	2.57	1	0	7.0	7	2
Wohlers	1-0	1.80	4	0	5.0	2	1

Cincinnati Batting							
Player	AVG	G	AB	R	H	HR	RBI
Anthony	.000	2	1	0	0	0	0
Boone	.214	4	14	1	3	0	0
Branson	.111	4	9	2	1	0	0
Duncan	.000	3	3	0	0	0	0
Gant	.188	4	16	1	3	0	1
Harris	1.000	3	2	0	2	0	1
Howard	.250	4	8	0	2	0	1
Larkin	.389	4	18	1	7	0	0
DLewis	.000	2	1	0	0	0	0
MLewis	.250	2	4	0	1	0	0
Morris	.167	4	12	0	2	0	1
Sanders	.125	4	16	0	2	0	0
Santiago	.231	4	13	0	3	0	0
Taubensee	.500	2	2	0	1	0	0
Walton	.000	2	7	0	0	0	0

Cincinnati Pitching							
Player	W-L	ERA	G	SV	IP	H	ER
Brantley	0-0	0.00	2	0	2.2	0	0
Burba	0-0	0.00	2	0	3.2	3	0
Carrasco	0-0	0.00	1	0	1.1	1	0
Hernandez	0-0	27.00	1	0	0.2	3	2
Jackson	0-1	23.14	3	0	2.1	5	6
Portugal	0-1	36.00	1	0	1.0	3	4
Schourek	0-1	1.26	2	0	14.1	14	2
Smiley	0-0	3.60	1	0	5.0	5	2
Wells	0-1	4.50	1	0	6.0	8	3



2010 NLDS

PHILADELPHIA PHILLIES 3, CINCINNATI REDS 0

Game 1 @ PHI (Citizens Bank Park) - Phillies 4, Reds 0

Oct. 6 - Roy Halladay (1bb, 8k, 104 pitches, 79 strikes) threw only the second no-hitter in Postseason history, joining Don Larsen's perfect game for the Yankees vs Brooklyn in Game 5 of the 1956 World Series... Halladay allowed only 1 base runner, a walk to Jay Bruce with 2 outs in the fifth, and threw first-pitch strikes to 25 of 28 batters...the Reds were no-hit for the first time since Philadelphia's Rick Wise did it to them on 6/23/71 at Riverfront Stadium...the Reds committed 1 error.

	1	2	3	4	5	6	7	8	9	R	H	E	Attendance
Cin	0	0	0	0	0	0	0	0	0	0	0	1	46,411
Phi	1	3	0	0	0	0	0	x		4	5	0	

WP - Halladay (1-0), LP - Volquez (0-1), Save - None
HR - None

Game 2 @ PHI (Citizens Bank Park) - Phillies 7, Reds 4

Oct. 8 - The Reds committed 4 errors, tying an LDS single-game record (5th time), that led to 5 unearned runs...the 6 errors between the teams was an LDS record...Reds pitchers hit 3 batters, tying an LDS record (4th time)...the Reds took a 4-0 lead into the bottom of the fifth inning...Brandon Phillips hit the second Postseason leadoff homer in Reds history (off Roy Oswalt) and finished with a single, double, solo homer and 2 runs scored...Bronson Arroyo (5.1ip, 4h, 3r, 1er, 3bb, 2k) left leading, 4-2, and was the victim of a blown save when the Phillies scored 3 unearned runs in the seventh inning off Aroldis Chapman.

	1	2	3	4	5	6	7	8	9	R	H	E	Attendance
Cin	1	1	0	1	1	0	0	0	0	4	6	4	46,511
Phi	0	0	0	0	2	1	3	1	x	7	8	2	

WP - Contreras (1-0), LP - Chapman (0-1), Save - Lidge (1)
HR - Phillips, Bruce

Game 3 @ CIN (Great American Ball Park) - Phillies 2, Reds 0

Oct. 10 - Cole Hamels (0bb, 9k) threw a 5-hitter...Johnny Cueto (5ip, 5h, 2r, 1er, 1bb, 2k, 1hr) started for the Reds and allowed only an unearned run in the first inning and Chase Utley's solo HR in the fifth...the Reds committed 2 errors...the crowd of 44,599 was the largest in Great American Ball Park history.

	1	2	3	4	5	6	7	8	9	R	H	E	Attendance
Phi	1	0	0	0	1	0	0	0	0	2	8	1	44,599
Cin	0	0	0	0	0	0	0	0	0	0	5	2	

WP - Hamels (1-0), LP - Cueto (0-1), Save - None
HR - Utley

Philadelphia Batting							
Player	AVG	G	AB	R	H	HR	RBI
Brown	.000	1	1	1	0	0	0
Francisco	.000	1	0	0	0	0	0
Howard	.273	3	11	0	3	0	0
Ibanez	.250	3	12	0	3	0	0
Polanco	.111	2	9	1	1	0	0
Rollins	.091	3	11	1	1	0	0
Ruiz	.250	3	8	1	2	0	1
Sweeney	1.000	1	1	0	1	0	0
Utley	.273	3	11	3	3	1	4
Valdez	.333	1	3	1	1	0	0
Victorino	.231	3	13	2	3	0	3
Werth	.214	3	14	1	3	1	1

Philadelphia Pitching							
Player	W-L	ERA	G	SV	IP	H	ER
Contreras	1-0	0.00	1	0	1.0	0	0
Durbin	0-0	0.00	1	0	0.1	0	0
Halladay	1-0	0.00	1	0	9.0	0	0
Hamels	1-0	0.00	1	0	9.0	5	0
Lidge	0-0	0.00	1	1	1.0	0	0
Madson	0-0	0.00	1	0	1.0	1	0
Oswalt	0-0	5.40	1	0	5.0	5	3
Romero	0-0	0.00	1	0	0.2	0	0

Cincinnati Batting							
Player	AVG	G	AB	R	H	HR	RBI
Bruce	.250	3	8	1	2	1	1
Cabrera	.125	3	8	0	1	0	0
Cairo	.000	3	3	0	0	0	0
Francisco	.000	1	1	0	0	0	0
Gomes	.000	2	6	0	0	0	0
Hanigan	.000	2	4	0	0	0	0
Heisey	.000	1	2	0	0	0	0
Hernandez	.143	3	7	0	1	0	0
Janish	.000	1	1	0	0	0	0
Nix	.000	1	3	1	0	0	0
Phillips	.333	3	12	2	4	1	1
Rolen	.091	3	11	0	1	0	0
Stubbs	.111	3	9	0	1	0	0
Votto	.100	3	10	0	1	0	1

Cincinnati Pitching							
Player	W-L	ERA	G	SV	IP	H	ER
Arroyo	0-0	1.69	1	0	5.1	4	1
Bailey	0-0	0.00	1	0	2.0	2	0
Bray	0-0	0.00	2	0	1.2	0	0
Chapman	0-1	0.00	2	0	1.2	3	0
Cueto	0-1	1.80	1	0	5.0	5	1
Masset	0-0	4.50	2	0	2.0	2	1
Ondrusek	0-0	0.00	2	0	2.0	0	0
Rhodes	0-0	0.00	1	0	0.1	0	0
Volquez	0-1	21.60	1	0	1.2	4	4
Wood	0-0	0.00	1	0	3.1	1	0

NL Central Standings

Cincinnati	91	71	.562	-
St. Louis	86	76	.531	5.0
Milwaukee	77	85	.475	14.0
Houston	76	86	.469	15.0
Chicago	75	87	.463	16.0
Pittsburgh	57	105	.352	34.0



POSTSEASON


2012 NLDS
SAN FRANCISCO GIANTS 3, CINCINNATI REDS 2
Summary

The Giants became the first team in Major League history, under the 2-3 format, to lose the first 2 games of the 5-game series at home and win the last 3 games on the road...also became the first National League team to win a Division Series after trailing 2-0 and the eighth team overall to win a best-of-5 series after facing that deficit...was only the second time in a baseball Postseason series of at least 5g in which the visiting team won every game (Rays vs Rangers, 2010 ALDS)...there has been only 1 such instance in NBA history (Nets vs 76ers, 5-game 1984 first round) and none in the NHL...the Reds lost 3 consecutive games at Great American Ball Park for the first time all season...Ryan Ludwick led all players with 3 homers, the second-highest total by a Reds player during any single Postseason (Tony Perez, 4hr, 1975)...Dusty Baker, whose Giants won the 2002 NL pennant, became the third manager to oppose in a Postseason series a franchise he previously led to the World Series...Joe McCarthy managed the Yankees to sweeps of the Cubs in the 1932 and 1938 Fall Classics, and Billy Martin's A's were swept by the Yankees in the 1981 ALCS.

Game 1 @ SF (AT&T Park) - Reds 5, Giants 2

Oct. 6 - After 1 batter and 8 pitches, RHP Johnny Cueto left the game with back spasms...was the fewest batters faced by any starting pitcher in a Postseason game in Major League history...the previous record was held by Washington's Curly Odgen, who faced 2 batters in Game 7 of the 1924 World Series vs the New York Giants...RHP Mat Latos pitched in relief (4ip, 1er) for the first time in his Major League career...Brandon Phillips (3h, 1hr, 3rbi) became the third Reds player with at least 3 hits and 3 RBI in a Postseason game since RBI became an official statistic in 1920...Tony Perez did it in Game 2 of the 1975 NLCS vs Pit (3 hits, 3rbi) and Mariano Duncan did it in Game 3 of the 1990 NLCS, also vs. Pittsburgh (3 hits, 4rbi)...Homer Bailey made the second pinch-hitting appearance of his career and struck out vs. Matt Cain...Bailey also pinch hit and struck out on 9/2/09 vs Col.

	1	2	3	4	5	6	7	8	9	R	H	E	Attendance
Cin	0	0	2	1	0	0	0	2		5	9	1	43,492
SF	0	0	0	0	0	1	0	0	1	2	7	0	

WP - LeCure (1-0), LP - Cain (0-1), Save - None
HR - Phillips, Bruce, Posey

Game 2 @ SF (AT&T Park) - Reds 9, Giants 0

Oct. 7 - Bronson Arroyo (7ip, 1h), J.J. Hoover (1ip) and Jose Arredondo (1ip, 1h) combined on a 2-hitter...Ryan Ludwick hit his first career Postseason homer...Ryan Hanigan had 2 hits and 3 RBI...the shutout was the first by the Reds in the playoffs since a 7-0 win vs. Oakland in Game 1 of the 1990 World Series...were the fewest hits allowed by Reds pitching in Postseason play since their 2-hitter in the deciding Game 4 of the 1990 World Series...9 runs were the most by Reds batters in a playoff game since a 10-1 win in Game 3 of the 1995 NLDS vs. Los Angeles.

	1	2	3	4	5	6	7	8	9	R	H	E	Attendance
Cin	0	1	0	3	0	0	0	5	0	9	13	0	43,505
SF	0	0	0	0	0	0	0	0	0	0	2	0	

WP - Arroyo (1-0), LP - Bumgarner (0-1), Save - None
HR - Ludwick

Game 3 @ CIN (Great American Ball Park) - Giants 2, Reds 1 (10 innings)

Oct. 9 - Reds pitchers recorded 16 strikeouts, a club record for a Postseason game (12k, Game 1, 1990 NLCS vs Pit)...Homer Bailey's 10 strikeouts also were a Reds Postseason record, breaking by 1 strikeout the mark shared by Hod Eller (Game 5, 1919 World Series) and Jose Rijo (Game 4, 1990 World Series)...from the fourth through sixth innings Bailey recorded 6 consecutive outs by strikeout, tying Eller's club record

San Francisco Batting

Player	AVG	G	AB	R	H	HR	RBI
Arias	.500	4	6	3	3	0	0
Belt	.077	5	13	0	1	0	0
Blanco	.286	5	14	3	4	1	2
Crawford	.182	5	11	1	2	0	1
Huff	.000	3	3	0	0	0	0
Nady	.000	4	5	0	0	0	0
Pagan	.150	5	20	3	3	1	4
Pence	.200	5	20	0	4	0	0
Posey	.211	5	19	3	4	2	5
Sanchez	.500	1	2	1	1	0	0
Sandoval	.333	5	21	2	7	1	3
Scutaro	.150	5	20	2	3	0	1
Theriot	.000	2	2	0	0	0	0

San Francisco Pitching

Player	W-L	ERA	G	SV	IP	H	ER
Affeldt	0-0	0.00	3	0	3.2	3	0
Bumgarner	0-1	8.31	1	0	4.1	7	4
Cain	1-1	5.06	2	0	10.2	11	6
Casilla	0-0	2.70	5	0	3.1	6	1
Kontos	0-0	0.00	4	0	3.2	2	0
Lincecum	1-0	1.42	2	0	6.1	3	1
Lopez	0-0	0.00	2	0	0.2	0	0
Mijares	0-0	81.00	2	0	0.1	2	3
Mota	0-0	18.00	2	0	1.0	4	2
Romo	1-0	2.08	3	1	4.1	2	1
Vogelsong	0-0	1.80	1	0	5.0	3	1
Zito	0-0	6.75	1	0	2.2	4	2

Cincinnati Batting

Player	AVG	G	AB	R	H	HR	RBI
Bruce	.263	5	19	2	5	1	4
Cairo	.000	3	2	0	0	0	0
Cozart	.238	5	21	2	5	0	0
Frazier	.167	4	6	0	1	0	1
Hanigan	.200	4	15	3	3	0	3
Heisey	.000	4	3	1	0	0	0
Ludwick	.333	5	18	4	6	3	4
Navarro	.250	2	4	0	1	0	0
Paul	.333	3	3	1	1	0	0
Phillips	.375	5	24	1	9	1	7
Rolen	.250	4	16	1	4	0	1
Stubbs	.211	5	19	4	4	0	1
Valdez	.000	2	1	0	0	0	0
Votto	.389	5	18	3	7	0	0

Cincinnati Pitching

Player	W-L	ERA	G	SV	IP	H	ER
Arredondo	0-0	20.25	2	0	1.1	4	3
Arroyo	1-0	0.00	1	0	7.0	1	0
Bailey	0-0	1.29	1	0	7.0	1	1
Broxton	0-1	0.00	3	0	3.0	4	0
Chapman	0-0	3.00	3	0	3.0	2	1
Cueto	0-0	0.00	1	0	0.1	0	0
Hoover	0-0	0.00	2	0	2.2	0	0
Latos	0-1	6.48	2	0	8.1	11	6
Leake	0-1	10.38	1	0	4.1	6	5
LeCure	1-0	0.00	3	0	4.0	2	0
Marshall	0-0	0.00	3	0	4.0	0	0
Simon	0-0	0.00	1	0	1.0	1	0

set in Game 5 of the 1919 World Series...Bailey became only the fourth pitcher in Major League Postseason history to allow 1 or fewer hits while striking out at least 10 batters and throwing at least 7 innings...he joined Bal's Mike Mussina (1997 ALCS vs Cle, 8ip, 1h, 10k), NYY's Orlando Hernandez (1999 World Series vs Atl, 7ip, 1h, 10k) and NYY's Roger Clemens (2000 ALCS vs Sea, 9ip, 1h, 15k)...Ryan Vogelsong (5ip, 3h, 1er, 3bb, 5k) started for the Giants, who won on an unearned run in the 10th...Reds batters produced their only run in the first inning on 3 hits and a walk, then were held to 1 hit the last 9 innings of the game... for only the second time in the 10-year history of Great American Ball Park, there was not an extra-base hit (other, 2003).

NL Central Standings

Cincinnati	97	65	.599	-
St. Louis	88	74	.543	9.0
Milwaukee	83	79	.512	14.0
Pittsburgh	79	83	.488	18.0
Chicago	61	101	.377	36.0
Houston	55	107	.340	42.0

	1	2	3	4	5	6	7	8	9	10	R	H	E	Attendance
SF	0	0	1	0	0	0	0	0	0	1	2	3	0	44,501
Cin	1	0	0	0	0	0	0	0	0	0	1	4	1	

WP - Romo (1-0), LP - Broxton (0-1), Save - None
HR - None

Game 4 @ CIN (Great American Ball Park) - Giants 8, Reds 3

Oct. 10 - The Giants won for the 12th straight time in a game started by Barry Zito (2.2ip, 4h, 2er, 4bb, 4k)...Mike Leake (4.1ip, 6h, 5er, 2bb, 1k, 2hr) started in place of Johnny Cueto, who suffered a back injury in Game 1...Angel Pagan became the first Giants player, in New York or San Francisco, to lead off a Postseason game with a homer.

	1	2	3	4	5	6	7	8	9	R	H	E	Attendance
SF	1	2	0	0	2	0	3	0	0	8	11	1	44,375
Cin	1	0	1	0	0	1	0	0	0	3	9	0	

WP - Lincecum (1-0), LP - Leake (0-1), Save - None
HR - Pagan, Blanco, Ludwick, Sandoval

Game 5 @ CIN (Great American Ball Park) - Giants 6, Reds 4

Oct. 11 - The Giants scored all 6 of their runs in the fifth inning, capped by Buster Posey's grand slam off Mat Latos... Posey became the third Giants player to hit a Postseason grand slam, joining Chuck Hiller (Game 4, 1962 World Series at NYY) and Will Clark (Game 1, 1989 NLCS at Chi)...was the first career grand slam allowed by Latos and only the second Postseason grand slam allowed by a Reds pitcher (Bal's Dave McNally off Wayne Granger, 1970 World Series)...Reds batters produced 12 hits but went 2-for-13 with RISP and stranded 11 base runners, including 2 base runners in each of the last 3 innings.

	1	2	3	4	5	6	7	8	9	R	H	E	Attendance
SF	0	0	0	0	6	0	0	0	0	6	9	1	44,142
Cin	0	0	0	0	2	1	0	0	1	4	12	1	

WP - Cain (1-1), LP - Latos (0-1), Save - Romo (1)
HR - Posey (grand slam off Latos), Ludwick





2013 WILD CARD GAME

Summary

The Redlegs made their third Postseason appearance in 4 seasons, including National League Central Division championships in 2010 and 2012 and the 2013 Wild Card berth...in franchise history, this successful Postseason stretch is matched only by the teams that made 6 playoff appearances during the Big Red Machine era (1970, 1972, 1973, 1975, 1976, 1979).

Game 1 @ PIT (PNC Park) - Pirates 6, Reds 2

Oct. 1 - The Reds were eliminated from the Postseason following a 6-2 loss at Pittsburgh in the National League Wild Card game...Johnny Cueto started for the Reds and suffered the loss (3.1ip, 7h, 4er, 1bb, 0k, 2hr)...Ryan Ludwick produced 2 of the Reds' 6 hits, including a pair of doubles...in the top of the eighth inning Shin-Soo Choo homered off Tony Watson, the first home run by Choo off a left-hander all season and the first homer all year allowed to a left-handed batter by Watson... Russell Martin (2hr) become only the second Pirates batter ever to homer more than once in the playoffs (Bob Robertson, 3hr, 1971 NLCS at SF)... was the first Postseason game in PNC Park history and the Pirates' first playoff game since the 1992 NLCS vs the Braves.

Pittsburgh Batting

Player	AVG	G	AB	R	H	HR	RBI
Alvarez	.000	1	3	0	0	0	1
Barnes	.250	1	4	0	1	0	0
Byrd	.250	1	4	1	1	1	2
Marte	.400	1	5	1	2	0	0
Martin	.750	1	4	2	3	2	2
McCutchen	.667	1	3	1	2	0	0
Morneau	.250	1	4	0	1	0	0
Snider	.000	1	1	0	0	0	0
Walker	.400	1	5	1	2	0	1

Pittsburgh Pitching

Player	W-L	ERA	G	SV	IP	H	ER
Grilli	0-0	0.00	1	0	1.0	0	0
Liriano	1-0	1.29	1	0	7.0	4	1
Watson	0-0	9.00	1	0	1.0	2	1

	1	2	3	4	5	6	7	8	9	R	H	E	Attendance
Cin	0	0	0	1	0	0	0	1	0	2	6	0	40,487
Pit	0	2	1	2	0	0	1	0	x	6	14	0	

WP - Liriano (1-0), LP - Cueto (0-1), Save - None
HR - Choo, Byrd, Martin (2)

Cincinnati Batting

Player	AVG	G	AB	R	H	HR	RBI
Bruce	.250	1	4	0	1	0	1
Choo	.333	1	3	2	1	1	1
Cozart	.000	1	3	0	0	0	0
Cueto	.000	1	1	0	0	0	0
Frazier	.250	1	4	0	1	0	0
Hanigan	.000	1	3	0	0	0	0
Heisey	.000	1	1	0	0	0	0
Ludwick	.750	1	4	0	3	0	0
Mesoraco	.000	1	1	0	0	0	0
Phillips	.000	1	4	0	0	0	0
Votto	.000	1	4	0	0	0	0

Cincinnati Pitching

Player	W-L	ERA	G	SV	IP	H	ER
Cueto	0-1	10.80	1	0	3.1	8	4
Hoover	0-0	0.00	1	0	0.2	0	0
LeCure	0-0	0.00	1	0	1.0	1	0
Marshall	0-0	---	1	0	0.0	1	1
Ondrusek	0-0	9.00	1	0	1.0	1	1
Parra	0-0	0.00	1	0	0.2	1	0
Simon	0-0	0.00	1	0	1.1	2	0

NL Central Standings

St. Louis	97	65	.599	-
Pittsburgh	94	68	.580	3.0
Cincinnati	90	72	.556	7.0
Milwaukee	74	88	.457	23.0
Chicago	66	96	.407	31.0

2018 NOTES



2018 NOTES





MEDIA

The Reds congratulate Bill "Seg" Dennison, pictured above left, who in 2018 is celebrating his 40th year at Reds on Radio rightsholder 700 WLW AM. The Reds issue more than 200 season credentials to members of the media who cover the team on a regular basis. Traveling entities include the Cincinnati Enquirer, MLB.com and TheAthletic.com. The Reds' television rightsholder is FOX Sports Ohio.

MEDIA RELATIONS & BROADCAST AFFILIATES

ROB BUTCHER - Vice President, Media Relations

Rob Butcher joined the Reds as director of media relations on January 6, 1997 and was named vice president on December 27, 2016. He is in his 30th season in professional baseball, his 25th in the Major Leagues and his 22nd with the Reds. In December 2006, Butcher received Major League Baseball's Robert O. Fishel Award for public relations excellence. In 1988 he began his front office career as an intern with the Class AAA Columbus Clippers and worked there 5 seasons before he was named assistant director of media relations for the New York Yankees in March 1993. In June 1993, he was promoted to New York's director of media relations and held that position for 3 seasons until December 21, 1995. On behalf of Major League Baseball, Butcher has worked 20 All-Star Games (1994, 1995, 1999, 2001-2017) and 19 World Series (1995, 1997, 2000-11, 2013-2017). In March 2006, March 2009 and March 2017 he served as MLB's press liaison for Team USA during the World Baseball Classic and in November 2012 served as MLB's public relations liaison at the Taiwan qualifier for the 2013 WBC. Team USA won the gold medal in the 2017 WBC. Butcher graduated in 1981 from Wilmington (OH) High School and in 1985 from the University of Dayton with a degree in broadcasting and journalism. In August 1989, he received his master's degree in sport management from The Ohio State University. In September 2001, Rob was inducted into the Clinton County (OH) Sports Hall of Fame. He and his wife, Dana, live in the Northern Kentucky suburb of Park Hills.


LARRY HERMS - Director, Media Relations

Larry Herms is in his 21st season with the Reds, all in the media relations department. He joined the Reds as a media relations intern in January 1998, was named media relations assistant in November of that year and from 2006-2016 spent 11 seasons as assistant director of media relations before he was named director on December 27, 2016. On behalf of Major League Baseball, Herms has worked 7 National League Championship Series (2006-09, 2011, 2014, 2016). He began his baseball career in 1997 as an intern in the front office of the Class AAA American Association. A graduate of Cincinnati's Elder High School, he earned a bachelor of arts degree in communications from the University of Cincinnati in 1998. During the 2010-11 basketball season, Herms filled in as the sports information department contact for the Bearcats men's basketball team. Larry and his wife, Maggie, reside in Columbia Tusculum with their daughter, Eden Elizabeth.


JAMIE RAMSEY - Director, Media Relations, Digital Content

Jamie Ramsey is in his 21st season in the Reds organization and his 18th season in the media relations department. He joined the organization in 1997 as a member of the Cinergy Field grounds crew and worked in that capacity until his promotion to the front office in 2000, first working as an intern and then as a media relations assistant. In 2006 he was named assistant director of media relations, and in November 2012 he added digital content to his title. Jamie was named director on December 27, 2016. On behalf of Major League Baseball, he worked 5 National League Championship Series (2008-09, 2011, 2013-14). Born and raised in nearby Hamilton, Ramsey is a 1999 graduate of Miami University. An avid fan of indie rock music and yoga, he is the author of the top-rated Better Off Red blog and hosts the Better Off Red Podcast. Ramsey and his wife, Melissa, live in Montgomery with twin daughters Eleanor and Jocelyn.


JOE ZERHUSEN - Affiliate/Broadcast Manager

Joe Zerhusen is in his 16th season as the public address announcer for the Reds at Great American Ball Park. He also manages the Cincinnati Reds Radio Network, which now numbers more than 100 radio stations covering 8 states. Zerhusen spent 10 years as the public address announcer for the University of Cincinnati, working football games at Nippert Stadium and men's and women's basketball games at Fifth Third Arena. He also has worked NASCAR and IndyCar races at Kentucky Speedway. A lifelong Reds fan, Joe grew up in Northern Kentucky, where he attended Covington Catholic High School and Northern Kentucky University.

MAJOR LEAGUE BASEBALL'S ROBERT O. FISHEL AWARD FOR PUBLIC RELATIONS EXCELLENCE

Robert O. Fishel (1981)	Katy Feeny (1994)	Richard Levin (2007)
Bob Brown (1982)	Howard Starkman (1995)	Scott Reifert (2008)
Larry Shenk (1983)	Bill Guilfoile (1996)	Pat Courtney (2009)
Red Patterson (1984)	Dick Bresciani (1997)	Jay Alves (2010)
Jim Ferguson (1985)	Jay Horwitz (1998)	Jim Trdinich (2011)
Fred Claire (1986)	Bob DiBiasio (1999)	Staci Slaughter (2012)
Jim Toomey (1987)	Tim Mead (2000)	Tim Hevly (2013)
Tom Mee (1988)	Rob Matwick (2001)	Jason Zillo (2014)
Donald Davidson (1989)	Mike Swanson (2002)	Brian Bartow (2015)
Ned Colletti (1990)	Rick Vaughn (2003)	Bart Swain (2016)
Phyllis Merhige (1991)	Jeff Idelson (2004)	Gene Dias (2017)
Richard Griffin (1992)	Randy Adamack (2005)	
John Blake (1993)	Rob Butcher (2006)	

CONTACT INFORMATION

You can contact the Cincinnati Reds media relations office at (513) 765-7800. During games, you can reach the media relations staff in the press box at (513) 765-7350 or (513) 765-7450.

MEDIA CREDENTIALS

Cincinnati Reds media credentials will be issued only to reporters or photographers for accredited media. Reds season credentials only will be issued to those media outlets that cover the Reds on a daily basis. Credentials requests can be made online at <https://credentials.mlb.com>. Please allow 24-hour notice for all daily credential requests. Under no circumstances are media credentials to be transferred from person to person. Violation of this policy will result in notification of the Major League office of the violation, dismissal of the media member from Great American Ball Park and confiscation of the violator's media credential.

MEDIA CREDENTIAL PICKUP

Members of the media can pick up approved daily credentials inside Dock 3 at Great American Ball Park's Pete Rose Way entrance, located adjacent to US Bank Arena on the east side of the facility.

PRESS BOX

The writing and broadcast press box is located on Level 3 of Great American Ball Park. The press box is open 3 hours and 30 minutes prior to gametime. The press dining room, located on the press box level, is open 2 hours prior to gametime. A delicious buffet dinner is available for purchase.

CLUBHOUSE ACCESS

Only media with approved credentials have access to the clubhouses. The clubhouses are open 3 hours and 30 minutes prior to the start of each game and close 1 hour prior to the start of each game. Following the game, the clubhouses will open no later than 10 minutes after the final out. The clubhouses are located on Field Level. The Reds' dugout is located on the first base side, the visitors' dugout on the third base side. Until batting practice is over, media can access the field through the tunnels adjacent to each clubhouse. After batting practice is over, access to and from the field may be made only through the tunnel on the outfield side of the third base dugout. Members of the media are not permitted in the training room, players' lounge or equipment areas.

DARK ROOMS

A photographer dark room for media outlets affiliated with The Associated Press is available in the Field Level tunnel, across from the interview room.

MEDIA PARKING

The media relations department does not have individual gameday parking passes. For information on monthly parking, contact Central Parking at (513) 946-8100.

2018 BATTING PRACTICE SCHEDULE

Gametime	8:05	7:10	6:40	4:10	3:10	2:10	1:10	12:35
Visitors Early Work	3:25	2:30	2:00	11:30	-	-	-	-
Reds Early Work	4:25	3:30	3:00	12:30	-	-	-	-
Reds Pitchers Hit	5:20	4:25	3:55	1:25	-	-	-	-
Reds BP	5:45	4:50	4:20	1:50	12:50	11:50	10:50	10:15
Visitors BP	6:40	5:45	5:15	2:45	1:45	12:45	11:45	11:10

REDS ON THE AIRWAVES

RADIO

In 2018, for the 12th straight season Hall of Famer **Marty Brennaman** will be joined in the Reds Radio Network booth by **Thom Brennaman** and **Jeff Brantley** and occasionally by **Jim Day** and former Reds infielder **Doug Flynn**. The Reds on Radio Network is one of the largest in professional sports, with more than 100 stations covering 8 states. The 50,000-watt flagship station is **700 WLW (AM 700)** in Cincinnati. Selected spring training games, all 162 regular-season games and all Postseason games will be broadcast on 700 WLW Radio.



TELEVISION

FOX Sports Ohio holds the exclusive local cable and telecast rights for Cincinnati Reds baseball. **FOX Sports Ohio** will broadcast more than 150 games each year, all in high definition.



Reds Broadcasters



MARTY BRENNAMAN

Reds radio announcer Marty Brennaman received the Ford C. Frick Award on July 23, 2000, in ceremonies at the **National Baseball Hall of Fame** in Cooperstown, New York. The award is presented each year by the Hall of Fame to a broadcaster "for major contributions to the game of baseball." Brennaman, Red Barber (WSAI, 1934-38) and Russ Hodges (WFBE, 1932) are the only Reds announcers ever to receive the Hall of Fame's prestigious broadcasting award. On May 2, 2005 he was inducted into the **National Sportscasters and Sportswriters Association Hall of Fame** in Salisbury, NC. On November 5, 2005 he was inducted into the **National Radio Hall of Fame** in Chicago. In 1999 he was inducted into the **Virginia Sports Hall of Fame**. In October 2019 he was inducted into the **Hampton Roads (VA) Sports Hall of Fame**. In 2009 he was selected by the American Sportscasters Association as one of

the Top 50 broadcasters of all time. In January 2013 he received the Tom Hammond Lifetime Achievement Award for Sports Broadcasting, presented by the Bluegrass Sports Commission in Lexington, Ky. The 2018 season will be Brennaman's 54th as a broadcaster, his 45th in Cincinnati. He joined the Reds radio team in 1974 and for 31 seasons (1974-2004) shared the 700 WLW Radio booth with Reds Hall of Fame pitcher Joe Nuxhall. Brennaman has been named Ohio Sportscaster of the Year 16 times, most recently in 2009. He won the Virginia Sportscaster of the Year Award 4 times while broadcasting basketball games for the American Basketball Association's Virginia Squires, baseball games for the New York Mets' Class AAA affiliate in Norfolk and football games for both Virginia Tech and William & Mary. He also has broadcast games during the NCAA's men's basketball tournament, including 15 regional tournaments and 11 Final Fours. His son, Thom, also is a Reds broadcaster. Marty's wife's name is Amanda. He has 2 daughters, Dawn and Ashley, and 7 grandchildren, Dylan & Cal Venerus, Ella Mae & Luke Brennaman, Aidan & Tanner Shirley and Grace Koch.



THOM BRENNAMAN

Thom Brennaman is in his 12th season as a member of the Reds radio and TV broadcast teams and in his 31st consecutive season announcing Major League Baseball games. The Cincinnati native is the club's primary play-by-play broadcaster for FOX Sports Ohio TV broadcasts but occasionally works in the 700 WLW Radio booth alongside his father, Hall of Famer Marty Brennaman. In addition to his Reds duties, Thom begins his 23rd consecutive season on FOX Saturday Baseball. He has announced 12 Division Series and 10 League Championship Series on FOX. Thom joined the Reds in 2007 after 9 seasons on Diamondbacks radio and TV broadcasts. He joined the D-Backs after 6 seasons with the Cubs working for both WGN radio and TV. He was hired by the Cubs after 2 years in Cincinnati broadcasting Reds TV games alongside Hall of Fame catcher Johnny Bench. The Brennammans worked together during a Baseball Network

televised game in the 1990s and is the only father/son duo to call a perfect game and winning World Series for their home teams and work a 20-strikeout game. One of sport's most versatile on-air talents, Thom is an original member of the NFL on FOX broadcast team and in 2018 will work his 25th consecutive year announcing the NFL on FOX. From 2007-09, Brennaman was the lead announcer for the worldwide telecasts of the college football BCS championship games and helped launch the Big Ten Network in 2007 with Appalachian State's upset win at Michigan. He also announced the 2011 NFL Pro Bowl and served as the play-by-play voice for 6 Cotton Bowl telecasts from 2001-06. He is a board member of SPCA Cincinnati and Cincinnati Children's Hospital Foundation and a member of Horizon Church in Cincinnati. A graduate of Anderson High School and Ohio University, Thom, his wife Polly and their family live in Cincinnati.

BASEBALL'S FATHER/SON BROADCAST TEAMS

BRENNAMAN

Marty: 1974-2018 (Cin)
Thom: 1989-2018
 (ChiN, Ari, Cin)

BUCK

Jack: 1954-2001 (StL)
Joe: 1991-2007 (StL)

CARAY

Harry: 1945-1997
 (StLC, StLB, Oak, ChiA, ChiN)
Skip: 1965, 1976-2008 (Mil Braves, Atl)
Chip: 1991-2018 (Sea, ChiN, Atl)
 May 13, 1991 – All 3 generations

List courtesy National Baseball Hall of Fame

HARTMAN

Chad: 1994-95 (Min)
Sid: 1978-79 (Min)

KALAS

Harry: 1965-2009 (Hou, Phi)
Todd: 1992-93, 1994-96,
 1998-2018 (NYM, Phi, TB, Hou)



CHRIS WELSH

Chris Welsh is in his 26th season as Reds TV analyst following a 5-year Major League career with the Padres, Expos, Rangers and Reds. Chris went 21-31 with a 4.45 ERA, 8 complete games and 3 shutouts in 122 career appearances, including 75 starts. From 1993-2009 Chris and partner George Grande worked together for the 17 seasons as the longest-running TV duo in Reds history. He is a graduate of Cincinnati's St. Xavier High School and earned a bachelor's degree from the University of South Florida, where his baseball coach was Hall of Famer Robin Roberts. In addition to his television work, Chris is active in several local charities. He serves on the Board of the Powell Crosley Jr. Amateur Baseball Fund, which oversees the Kid Glove Games. He is a partner in Champions Baseball Academy and a featured speaker at many local venues. Chris created and operates baseballrulesacademy.com, an interactive website designed to teach the rules of baseball by use of video lessons and quizzes.



JEFF BRANTLEY

Jeff Brantley is in his 12th season as a member of the Reds Radio and Reds TV broadcast teams. He was hired in October 2006. After he retired as a player following the 2001 season, Brantley joined ESPN as an in-game analyst and also as a studio analyst on the network's popular *Baseball Tonight* show. In March 2006, he broadcast several telecasts of the inaugural World Baseball Classic. Brantley spent 14 seasons in the Major Leagues and enjoyed some of his best years while pitching for the Reds from 1994-1997, when he posted a 2.64 ERA and 88 saves. He is tied for sixth on the club's all-time saves list. In 1996 he earned the Rolands Relief Man Award after leading the National League with 44 saves. His 44 saves that season remains the Reds' single-season record. Brantley also pitched for the Giants, Cardinals, Phillies and Rangers. He was an All-Star for San Francisco in 1990 and finished his career with 172 saves and a 3.39 ERA in 615 games. He is enshrined on the Giants' Wall of Fame at AT&T Park. Brantley is a graduate of Mississippi State University, where he led the Bulldogs to a third-place finish at the College World Series. He was a 4-year letterwinner for MSU and was named first-team All-American in 1985. A member of the Mississippi State Hall of Fame, Brantley's uniform number 8 was retired in 2000. In 2010 he was inducted into the State of Mississippi Sports Hall of Fame. He has been involved in several youth baseball groups like Garth Brooks' "Teammates for Kids" and an inner-city baseball program in Jackson, Mississippi. Jeff and wife Ashley have 2 children, Elizabeth and Mason. He has two other children, Emily and Murphy.



JIM DAY

Jim Day is in his 17th season covering the Reds for FOX Sports Ohio. He spent 16 seasons as main host of the Emmy Award-winning pre-game show, *Reds Live*, and 14 seasons behind the mic of the *Reds Live* post-game wrap. While he will continue as a member of the FOX Sports Ohio broadcast lineup, in 2018 Day will cover Reds on Radio play-by-play duties during Hall of Famer Marty Brennaman's off days, will join Brennaman in the booth when Jeff Brantley moves to the television broadcast and will contribute content for the pre- and post-game radio shows. In each of the last 7 seasons, Day occasionally sat in the play-by-play seat during game broadcasts. He is an Emmy Award-winning reporter with 29 years' experience in sports broadcasting. After graduating from Otterbein College, Day worked at WSYX-TV as an anchor/reporter in his hometown of Columbus, Ohio. Following a 3-year stay at WFTS-TV in Tampa, Day returned to his roots to work for FOX Sports Net Ohio. He has served in various roles for FOX Sports Ohio while covering every major sport for the network.



DOUG FLYNN

For the seventh straight season, former infielder Doug Flynn will broadcast select games on the Reds on Radio network. He has previous experience in broadcasting as the color commentator for University of Kentucky baseball and the Kentucky high school state baseball championships. From 2012-2016, Doug was the color man for the USA vs Canada softball game on ESPN3 and in 2014 and 2015 he was on the broadcast team for the CBS Sports Network's Minor League Game of the Week. He also has co-hosted a television show about high school sports and a radio show geared toward fishing and currently hosts Kentucky Life, a show on Kentucky Education TV about the history of the state. Signed by the Reds in August 1971 as an amateur free agent out of the University of Kentucky, Flynn played in the Major Leagues for 11 seasons with the Reds, Mets, Expos, Rangers and Tigers. He appeared in 89 games in 1975 and 93 games in 1976 as the Big Red Machine won consecutive World Series titles. In 1980 while with New York, he won the Rawlings Gold Glove Award for second basemen and remains the only Mets player to win that award at that position. Doug lives in Lexington with his wife, Olga, and dogs Kodi, Buddy and Jackson.



JEFF PIECORO

Jeff Picoro enters his 20th season covering the Reds for FOX Sports Ohio. He hosts the Emmy Award-winning pre- and post-game shows, Reds Live, and co-hosts with former Big Red Machine infielder Doug Flynn a 30-minute magazine show, Reds Weekly. He has been with the FOX Sports family for 21 years. Picoro, who played football at the University of Kentucky from 1980-84, currently serves as the color analyst for Wildcats football games and has worked as the television play-by-play announcer for the University of Cincinnati and Xavier University men's basketball teams. He currently is the play-by-play voice for the University of Dayton and FOX Sports Regional and also does play-by-play on the SEC Network for men and women's basketball. Jeff has broadcast almost every major sport, including 9 Kentucky Derby races and 7 Breeders' Cup world thoroughbred championships. Jeff resides in Northern Kentucky with his children Nicholas, Olivia and Ali.



GEORGE GRANDE

George Grande occasionally will return to the FOX Sports Ohio broadcast booth. A 50-year veteran of the broadcasting business, from 1993-2009 George and partner Chris Welsh worked together for 17 seasons as the longest-running TV duo in Reds history. Each season since 2010, Grande has filled in on Reds broadcasts. The New Haven, CT native has covered Major League Baseball since 1965. From 1980-2010 he hosted the National Baseball Hall of Fame inductee ceremonies in Cooperstown. George also anchored the first-ever ESPN SportsCenter telecast on September 7, 1979 and spent 10 seasons with the all-sports network anchoring that award-winning show and covering the World Series, NBA Finals, Stanley Cup Finals, Super Bowl, NCAA basketball tournament, College World Series and major college football games. From 1989-90 he broadcast Yankees games on WPIX, and from 1991-92 he broadcast Cardinals baseball games before he joined the Reds TV team in 1993. In 1967 George began his broadcasting career as the sports director and news director of the University of Southern California radio station, KUSC-FM, followed by radio stints at KNX in Los Angeles; WERI in Westerly, RI; and WNHC in New Haven, CT. He completed his radio broadcast career by handling the Boston Red Sox' pre-game and post-game shows on WMEX. Grande also anchored local TV sports telecasts at WTNH in New Haven, CT and at WCBS in New York. He started broadcasting baseball games in 1971 for the West Haven (CT) Yankees in the Eastern League. George graduated in 1969 from the University of Southern California, where he played baseball for 4 seasons and was a member of the 1968 College World Series championship team. While at USC he played with 14 future Major Leaguers, including Hall of Famer Tom Seaver and slugger Dave Kingman. Grande is on the board of directors for USA Baseball.



BRIAN GIESENSCHLAG

Brian Giesenschlag is in his 14th season covering the Reds, his fifth as co-host of the Emmy Award-winning Reds Live pre- and post-game shows on FOX Sports Ohio. Before joining Jeff Picoro on the Reds Live desk, Brian was the feature reporter for Reds Live while also working as a sports anchor at Cincinnati's WXIX-TV (FOX). He also covers the NHL as co-host of FOX Sports Ohio's Columbus Blue Jackets Live pre- and post-game shows. A native Texan and graduate of Baylor University, Brian worked at several television outlets in his home state before moving to Ohio. He and wife Julie live in Cincinnati with their children Zachary, Brock and Ava.



BOB PENNELL

Bob Pennell is in his seventh full year as coordinating producer for Reds TV broadcasts on FOX Sports Ohio. Prior to taking that position during the 2011 season, he had served as a producer/director since 1997 for Cleveland Indians and Cleveland Cavaliers games. In addition to Reds and Indians baseball, Pennell also has directed Columbus Blue Jackets hockey and Ohio high school football. The lifelong Ohioan grew up in the Youngstown area and graduated from Kent State in 1985. Bob and wife Lori have 4 children, Erica, Eliot, Amy and Natalie.



JOSH HALL

Josh Hall is in his seventh season as the producer of Reds games on FOX Sports Ohio. In January 2012 the Ohio native joined Reds TV from the Phoenix Suns, where he had produced games and pre-game shows since 2006. He also has worked on TV broadcasts for the Super Bowl, Final Four, PGA Championship, Masters and SEC football championship game. Hall began his career in 1997 as an intern for Cleveland Indians TV broadcasts on SportsChannel Ohio, then from 1999-2001 was the sports producer at CLTV in Chicago. From 2001-02 he was a production coordinator for International Sports Broadcasting, the host broadcast entity for the 2002 Winter Olympics, and from 2003-06 he was a broadcast associate for CBS Sports working the NFL, college football, NCAA basketball and PGA Tour. Josh is a 1994 graduate of Jefferson High School in northern Ohio and a 1998 graduate of Wheaton College in Illinois.



ROY ALFERTS

In his second stint working for Reds TV, Roy Alferts is in his 11th full season directing the FOX Sports Ohio broadcasts. He also directed the club's broadcasts from 1982-90. Alferts spent 14 seasons directing Atlanta Braves and Hawks telecasts for TBS and Fox South, winning 8 Emmy Awards for his baseball and basketball coverage. He has been a producer/director for Xavier basketball for 15 seasons on FSOH and also worked SEC and ACC basketball and football broadcasts for Raycom Sports. He won an Emmy for his ACC football coverage in 2014. For the last 12 seasons Alferts produced and directed pre-season football games for the NFL's Indianapolis Colts, and for 11 years he worked Ohio State men's basketball telecasts.



BRIAN HUNTERMAN

Brian Hunterman and Brian Filippetti occasionally will direct Reds TV broadcasts for FOX Sports Ohio. Hunterman, who also will produce, has directed and produced hockey, basketball and football at professional, college and high school levels, as well as pre-season specials, weekly programs and pre-game shows. Hunterman has won 4 Regional Emmy Awards, including 2 for his work on Reds baseball. The 2018 season is his 40th associated with the Reds. Filippetti is in his third season as a director for FOX Sports Ohio's Reds broadcasts. As the network's director for the

BRIAN FILIPPETTI



Blue Jackets, he won Ohio Valley Regional Emmy awards for his hockey coverage in 2014 and 2017. Filippetti has worked in television production for more than 20 years covering a variety of sports, including basketball, hockey, football, baseball and soccer.



DAVE ARMBRUSTER

Dave Armbruster enters his 33rd season as producer/engineer for the Reds on Radio. For 15 years he was the network coordinator responsible for the affiliates on the Reds Radio Network, which included outlets in 7 states and broadcasts that could be heard in 38 states on flagship station 700 WLW. A Cincinnati native, Armbruster has been with 700 WLW for 37 years. He also oversees the Bengals Radio Network, as well as the radio broadcasts for the University of Cincinnati Bearcats and Xavier University Musketeers.

2018 REDS ON RADIO AFFILIATES

OHIO

Athens	WATH AM	970
	WATH FM	97.1
Cambridge	WILE AM	1270
	WILE FM	107.9
Canton-Massillon	WTIG AM	990
Celina	WKKI FM	94.3
Chillicothe	WBEX AM	1490
	WBEX FM	92.7
Cincinnati	WLW AM	700
	WKFS FM	94.5
Columbus	WYTS AM	1230
	WYTS FM	105.3
Dayton	WING AM	1410
Findlay	WBVI FM	96.7
Fostoria	WFOB AM	1430
Hillsboro	WSRW AM	1590
	WSRW FM	101.5
Ironton	WIRO AM	1230
	WLRX FM	107.1
Lima	WIMA AM	1150
Marietta	WMOA AM	1490
Marysville	WQTT AM	1270
	WQTT FM	98.7
Portsmouth	WNXT AM	1260
Sidney	WMVR FM	105.5
Wash. CH	WCHO AM	1250
Zanesville	WHIZ AM	1240

ILLINOIS

Mt. Carmel	WSJD FM	100.5
------------	---------	-------

INDIANA

Batesville	WRBI FM	103.9
Bloomington	WGCL AM	1370
	WGCL FM	96.1
Connersville/	WLPK AM	1580
Rushville	WLPK FM	106.9
Crawfordsville	WCVL AM	1550
	WCVL FM	92.1

Madison	WXGO AM	1270
Muncie	WXFN AM	1340
	WXFN FM	102.9
Portland	WPGW AM	1440
	WPGW FM	100.9
Princeton	WSJD FM	100.5
Richmond	WKBV AM	1490
	WKBV FM	101.1
Salem	WSLM AM	1220
	WSLM FM	97.9
Sullivan	WNDI FM	95.3
Washington	WAMW AM	1580
	WAMW FM	95.9
	WAMW FM	101.2

KENTUCKY

Ashland	WVHU AM	800
Bowling Green	WWKU AM	1450
	WWKU FM	102.7
Campbellsville	WTCO AM	1450
Columbia	WAIN AM	1270
	WAIN FM	93.5
Cynthiana	WCYN AM	1400
	WCYN FM	102.3
Elizabethtown	WIEL AM	1400
	WIEL FM	106.1
Elkhorn City	WEKB AM	1460
	WEKB FM	104.3
Frankfort	WHBE FM	105.7
Glasgow	WCDS AM	1230
Grayson	WUGO FM	99.7
	WGOH AM	1370
	WGOH FM	100.9
Hodgenville	WXAM AM	1430
Hopkinsville	WHOP AM	1230
	WHOP FM	95.3
Lexington	WLXG AM	1300
London	WFTG AM	1400
Louisville	WHBE AM	680
	WHBE FM	106.9

Martin	WMDJ FM	100.1
Maysville	WFTM AM	1240
Morehead	WMOR FM	106.1
Munfordville	WLOC AM	1150
	WLOC FM	101.7
Paintsville	WKYH AM	600
Pikeville	WLSI AM	900
	WLSI FM	95.9
	WPKE AM	1240
	WPKE FM	98.1
Richmond	WEKY AM	1340
	WEKY FM	92.5
Somerset	WTLO AM	1480
	WTLO FM	97.7
Whitesburg	WTCW AM	920
	WTCW FM	95.1

NORTH CAROLINA

New Bern	WNOS AM	1450
	WNOS FM	107.5

TENNESSEE

Clarksville	WHOP AM	95.3
	WHOP FM	95.3
Johnson City/	WPWT AM	870
Kingsport/Bristol	WPWT FM	100.7

VIRGINIA

Gate City	WPWT FM	100.7
-----------	---------	-------

WEST VIRGINIA

Charleston	WCHS AM	580
Hinton	WMTD FM	102.3
Huntington	WVHU AM	800
Kenova	WTCR AM	1420
Logan	WVOW AM	1290
	WVOW FM	101.9
Milton	WZZW AM	1600
Ravenswood	WMOV AM	1360
	WMOV FM	106.7
Williamson	WBTH AM	1400
	WBTH FM	102.5

REDS PLAY-BY-PLAY & COLOR BROADCASTERS ROSTER

Lee Allen	1943-44
Roger Bake	1939-41
Red Barber*	1934-38
Johnny Bench	1987-90
Jeff Brantley	2007-present
Dick Bray	1937-43
Marty Brennaman*	1974-present
Thom Brennaman	1989, 2007-present
Bill Brown	1976-82
"Oatmeal" Brown	1933
George Bryson	1956-60
Bob Burdette	1929
Dick Carlson	1980-83
Sean Casey	2011-2014
Gordy Coleman	1990-94
Ken Coleman	1975-79
Jim Day	2011-present
Doug Flynn	2012-present
George Grande	1993-present
Harry Hartman	1931-33
Tom Hedrick	1971-72
Russ Hodges*	1932
Waite Hoyt	1942-65, '72
Charlie Jones	1973-74
Paul Keels	2010
Jim Kelch	2008-2017

Gene Kelly	1962-63
Ed Kennedy	1961-70
Steve LaMar	1990-92
Ray Lane	1979-84
Frank McCormick	1958-68
Jim McIntyre	1966-70
Kent Mercker	2009-2012
Al Michaels	1971-73
Gene Mitterdorf	1924
Jack Moran	1955-61
Joe Morgan	1985
Dick Nesbitt	1942
Joe Nuxhall	1967-2007
Wes Parker	1973
Steve Physioc	1986
Jay Randolph	1988
Pee Wee Reese	1969-70
Mark Scott	1956
Steve Stewart	2004-07
Claude Sullivan	1964-67
Sidney Ten-Eyck	1931-33
Red Thornburgh	1947
Bob Waller	1971
Chris Welsh	1993-present
Ken Wilson	1983-85
Woody Woodward	1974-75

* Hall of Fame's Ford C. Frick Award winners

REDS BROADCASTERS ON RADIO/TELEVISION

Year	Radio	Announcers	TV	Cable	Announcers
1924	WMH	Gene Mitterdorf	-	-	-
1929	WLW	Bob Burdette	-	-	-
1931	WFBE	Harry Hartman, Sidney Ten-Eyck	-	-	-
1932	WFBE	Russ Hodges, Harry Hartman, Sidney Ten-Eyck	-	-	-
1933	WFBE, WSAI	Harry Hartman, Sidney Ten-Eyck, "Oatmeal" Brown	-	-	-
1934	WFBE, WKRC, WSAI	Red Barber	-	-	-
1935	WFBE, WKRC, WSAI	Red Barber	-	-	-
1936	WCPO, WSAI	Red Barber	-	-	-
1937	WCPO, WSAI	Red Barber, Dick Bray	-	-	-
1938	WCPO, WSAI	Red Barber, Dick Bray	-	-	-
1939	WCPO, WSAI	Roger Baker, Dick Bray	-	-	-
1940	WCPO, WSAI	Roger Baker, Dick Bray	-	-	-
1941	WCPO, WSAI	Roger Baker, Dick Bray	-	-	-
1942	WKRC, WSAI, WCPO	Waite Hoyt, Dick Nesbitt, Dick Bray	-	-	-
1943	WKRC, WSAI	Waite Hoyt, Lee Allen, Dick Bray	-	-	-
1944	WKRC, WSAI	Waite Hoyt, Lee Allen	-	-	-
1945	WCPO	Waite Hoyt	-	-	-
1946	WCPO	Waite Hoyt	-	-	-
1947	WCPO	Waite Hoyt	W8XCT	-	Red Thornburgh
1948	WCPO	Waite Hoyt	WLWT - 5	-	Waite Hoyt
1949	WCPO	Waite Hoyt	WLWT - 5	-	Waite Hoyt
1950	WCPO	Waite Hoyt	WLWT - 5	-	Waite Hoyt
1951	WCPO	Waite Hoyt	WLWT - 5	-	Waite Hoyt
1952	WCPO	Waite Hoyt	WLWT - 5	-	Waite Hoyt
1953	WCPO	Waite Hoyt	WLWT - 5	-	Waite Hoyt
1954	WCPO	Waite Hoyt	WLWT - 5	-	Waite Hoyt
1955	WSAI	Waite Hoyt, Jack Moran	WCPO - 9	-	Waite Hoyt
1956	WSAI	Waite Hoyt, Jack Moran	WLWT - 5	-	George Bryson, Mark Scott
1957	WKRC	Waite Hoyt, Jack Moran	WLWT - 5	-	George Bryson
1958	WKRC	Waite Hoyt, Jack Moran	WLWT - 5	-	George Bryson, Frank McCormick
1959	WKRC	Waite Hoyt, Jack Moran	WLWT - 5	-	George Bryson, Frank McCormick
1960	WKRC	Waite Hoyt, Jack Moran	WLWT - 5	-	George Bryson, Frank McCormick
1961	WKRC	Waite Hoyt, Jack Moran	WLWT - 5	-	Ed Kennedy, Frank McCormick
1962	WKRC	Waite Hoyt, Gene Kelly	WLWT - 5	-	Ed Kennedy, Frank McCormick
1963	WKRC	Waite Hoyt, Gene Kelly	WLWT - 5	-	Ed Kennedy, Frank McCormick
1964	WCKY	Waite Hoyt, Claude Sullivan	WLWT - 5	-	Ed Kennedy, Frank McCormick
1965	WCKY	Waite Hoyt, Claude Sullivan	WLWT - 5	-	Ed Kennedy, Frank McCormick
1966	WCKY	Claude Sullivan, Jim McIntyre	WLWT - 5	-	Ed Kennedy, Frank McCormick
1967	WCKY	Claude Sullivan, Jim McIntyre, Joe Nuxhall	WLWT - 5	-	Ed Kennedy, Frank McCormick
1968	WCKY	Jim McIntyre, Joe Nuxhall	WLWT - 5	-	Ed Kennedy, Frank McCormick
1969	700-WLW	Jim McIntyre, Joe Nuxhall	WLWT - 5	-	Ed Kennedy, Pee Wee Reese
1970	700-WLW	Jim McIntyre, Joe Nuxhall	WLWT - 5	-	Ed Kennedy, Pee Wee Reese
1971	700-WLW	Al Michaels, Joe Nuxhall	WLWT - 5	-	Tom Hedrick, Bob Waller
1972	700-WLW	Al Michaels, Joe Nuxhall	WLWT - 5	-	Tom Hedrick, Waite Hoyt
1973	700-WLW	Al Michaels, Joe Nuxhall	WLWT - 5	-	Charlie Jones, Wes Parker
1974	700-WLW	Marty Brennaman, Joe Nuxhall	WLWT - 5	-	Charlie Jones, Woody Woodward
1975	700-WLW	Marty Brennaman, Joe Nuxhall	WLWT - 5	-	Ken Coleman, Woody Woodward
1976	700-WLW	Marty Brennaman, Joe Nuxhall	WLWT - 5	-	Ken Coleman, Bill Brown
1977	700-WLW	Marty Brennaman, Joe Nuxhall	WLWT - 5	-	Ken Coleman, Bill Brown
1978	700-WLW	Marty Brennaman, Joe Nuxhall	WLWT - 5	-	Ken Coleman, Bill Brown
1979	700-WLW	Marty Brennaman, Joe Nuxhall	WLWT - 5	-	Ken Coleman, Ray Lane, Bill Brown
1980	700-WLW	Marty Brennaman, Joe Nuxhall, Dick Carlson	WLWT - 5	-	Bill Brown, Ray Lane
1981	700-WLW	Marty Brennaman, Joe Nuxhall	WLWT - 5	-	Bill Brown, Ray Lane, Dick Carlson
1982	700-WLW	Marty Brennaman, Joe Nuxhall	WLWT - 5	-	Bill Brown, Ray Lane, Dick Carlson
1983	700-WLW	Marty Brennaman, Joe Nuxhall	WLWT - 5	-	Ray Lane, Ken Wilson, Dick Carlson
1984	700-WLW	Marty Brennaman, Joe Nuxhall	WLWT - 5	-	Ray Lane, Ken Wilson
1985	700-WLW	Marty Brennaman, Joe Nuxhall	WLWT - 5	-	Ken Wilson, Joe Morgan

Year	Radio	Announcers	TV	Cable	Announcers
1986	700-WLW	Marty Brennaman, Joe Nuxhall	WLWT - 5	-	Steve Physioc, Marty Brennaman, Joe Nuxhall
1987	700-WLW	Marty Brennaman, Joe Nuxhall	WLWT - 5	-	Marty Brennaman, Joe Nuxhall, Johnny Bench
1988	700-WLW	Marty Brennaman, Joe Nuxhall	WLWT - 5	-	Johnny Bench, Jay Randolph
1989	700-WLW	Marty Brennaman, Joe Nuxhall	WLWT - 5	-	Johnny Bench, Thom Brennaman
1990	700-WLW	Marty Brennaman, Joe Nuxhall	WLWT - 5	-	Steve LaMar, Johnny Bench, Gordy Coleman, Tom Hume
1991	700-WLW	Marty Brennaman, Joe Nuxhall	WLWT - 5	SC Ohio	Steve LaMar, Marty Brennaman, Gordy Coleman
1992	700-WLW	Marty Brennaman, Joe Nuxhall	WLWT - 5	SC Ohio	Steve LaMar, Marty Brennaman, Gordy Coleman
1993	700-WLW	Marty Brennaman, Joe Nuxhall	WLWT - 5	SC Ohio	George Grande, MBrennaman, Gordy Coleman, Chris Welsh
1994	700-WLW	Marty Brennaman, Joe Nuxhall	WLWT - 5	SC Ohio	George Grande, MBrennaman, Gordy Coleman, Chris Welsh
1995	700-WLW	Marty Brennaman, Joe Nuxhall	WLWT - 5	SC Ohio	George Grande, MBrennaman, Chris Welsh
1996	700-WLW	Marty Brennaman, Joe Nuxhall	WSTR - 64	SC Ohio	George Grande, MBrennaman, Chris Welsh
1997	700-WLW	Marty Brennaman, Joe Nuxhall	WSTR - 64	SC Ohio	George Grande, MBrennaman, Chris Welsh
1998	700-WLW	Marty Brennaman, Joe Nuxhall	WKRC-12, WSTR-64	Fox Ohio	George Grande, MBrennaman, Chris Welsh
1999	700-WLW	Marty Brennaman, Joe Nuxhall	None	Fox Ohio	George Grande, Chris Welsh
2000	700-WLW	Marty Brennaman, Joe Nuxhall	None	Fox Net	George Grande, Chris Welsh
2001	700-WLW	Marty Brennaman, Joe Nuxhall	None	Fox Net	George Grande, Chris Welsh
2002	700-WLW	Marty Brennaman, Joe Nuxhall	None	Fox Net	George Grande, Chris Welsh
2003	700-WLW	Marty Brennaman, Joe Nuxhall	None	Fox Net	George Grande, Chris Welsh
2004	700-WLW	Marty Brennaman, Joe Nuxhall, Steve Stewart	None	Fox Net	George Grande, Chris Welsh
2005	700-WLW	Marty Brennaman, Steve Stewart, Joe Nuxhall	None	FSN Ohio	George Grande, Chris Welsh
2006	700-WLW	Marty Brennaman, Steve Stewart, Joe Nuxhall	None	FSN Ohio	George Grande, Chris Welsh
2007	700-WLW	Marty Brennaman, Thom Brennaman, Jeff Brantley, Joe Nuxhall, Steve Stewart	None	FSN Ohio	George Grande, Chris Welsh, Thom Brennaman, Jeff Brantley, Steve Stewart
2008	700-WLW	Marty Brennaman, Thom Brennaman, Jeff Brantley	None	FSN Ohio	George Grande, Chris Welsh, Thom Brennaman, Jeff Brantley
2009	700-WLW	Marty Brennaman, Thom Brennaman, Jeff Brantley, Jim Kelch, Dan Hoard, Kent Mercker	None	FOX Sports Ohio	George Grande, Chris Welsh, Thom Brennaman, Jeff Brantley, Jim Kelch
2010	700-WLW	Marty Brennaman, Thom Brennaman, Jeff Brantley, Jim Kelch, Kent Mercker, Chris Welsh	None	FOX Sports Ohio	Thom Brennaman, Jeff Brantley, Paul Keels, Chris Welsh, Jim Kelch, George Grande
2011	700-WLW	Marty Brennaman, Thom Brennaman, Jeff Brantley, Jim Kelch,	None	FOX Sports Ohio	Thom Brennaman, Jeff Brantley, Chris Welsh, George Grande, Jim Kelch, Jim Day, Sean Casey
2012	700-WLW	Marty Brennaman, Thom Brennaman, Jeff Brantley, Jim Kelch, Doug Flynn	None	FOX Sports Ohio	Thom Brennaman, Jeff Brantley, Chris Welsh, George Grande, Jim Kelch, Jim Day, Sean Casey
2013	700-WLW	Marty Brennaman, Thom Brennaman, Jeff Brantley, Jim Kelch, Doug Flynn	None	FOX Sports Ohio	Thom Brennaman, Jeff Brantley, Chris Welsh, George Grande, Jim Kelch, Jim Day, Sean Casey
2014	700-WLW	Marty Brennaman, Thom Brennaman, Jeff Brantley, Jim Kelch, Doug Flynn	None	FOX Sports Ohio	Thom Brennaman, Jeff Brantley, Chris Welsh, George Grande, Jim Kelch, Jim Day, Sean Casey
2015	700-WLW	Marty Brennaman, Thom Brennaman, Jeff Brantley, Jim Kelch, Doug Flynn	None	FOX Sports Ohio	Thom Brennaman, Jeff Brantley, Chris Welsh, George Grande, Jim Kelch, Jim Day
2016	700-WLW	Marty Brennaman, Thom Brennaman, Jeff Brantley, Jim Kelch, Doug Flynn, Tom Browning	None	FOX Sports Ohio	Thom Brennaman, Jeff Brantley, Chris Welsh, George Grande, Jim Kelch, Jim Day
2017	700-WLW	Marty Brennaman, Thom Brennaman, Jeff Brantley, Jim Kelch, Doug Flynn	None	FOX Sports Ohio	Thom Brennaman, Jeff Brantley, Chris Welsh, George Grande, Jim Kelch, Jim Day

MAJOR LEAGUE BASEBALL MEDIA RELATIONS DIRECTORY

American League

Baltimore

Kristen Hudak, Jim Misudek, Chris Martrich,
Jim Hogan, Adam Esselman (410) 547-6160

Boston

Kevin Gregg, Abby Murphy, Justin Long,
Chris Gilligan, Daveson Perez, (617) 226-6613

Chicago

Scott Reifert, Bob Beghtol, Ray Garcia,
Joe Roti, (312) 674-5300

Cleveland

Bart Swain, Court Berry-Tripp, Nina Zimmerman,
Ryan Milowicki, (216) 420-4380

Detroit

Ron Colangelo, Chad Crunk, Michele Wysocki
Barry Loor-Almonte, Ben Fidelman, (313) 471-2276

Houston

Gene Dias, Steve Grande, Dena Propis,
Chris Peixoto, (713) 259-8900

Kansas City

Mike Swanson, Mike Cummings, Dina Blevins,
Nick Kappel, (816) 504-4362

Los Angeles of Anaheim

Tim Mead, Eric Kay, Adam Chodzko,
Matt Birch (714) 940-2014

Minnesota

Dustin Morse, Mitch Hestad, Mike Kennedy,
Cori Frankenberg, Elvis Martinez, (612) 659-3400

New York

Jason Zillo, Michael Margolis, Lauren Moran,
Ken Leandry, Alex Trochanowski, (718) 579-4460

Oakland

Fernando Alcalá, Mike Selleck, Mark Ling,
Juan Dorado, (510) 563-2207

Seattle

Tim Hevly, Rebecca Hale, Kelly Munro,
Ryan Hueter, (206) 346-4000

Tampa Bay

Dave Haller, Craig Vanderkam, Ryan Sheets,
Karly Fisher, Manny Navarro, (727) 825-3149

Texas

John Blake, Rich Rice, Brian SanFilippo,
Kate Munson, (817) 436-5902

Toronto

Jay Stenhouse, Sebastian Gatica
(416) 341-1303

National League

Arizona

Josh Rawitch, Casey Wilcox, Katie Krause,
Pat O'Connell, Patrick Kurish, (602) 462-6519

Atlanta

Brad Hainje, Adrienne Midgley, Jared Burleyson,
Jonathan Kerber, Franco Garcia, (404) 614-1301

Chicago

Peter Chase, Jason Carr, Alex Wilcox
(773) 404-4191

Cincinnati

Rob Butcher, Larry Herms, Jamie Ramsey
(513) 765-7800

Colorado

Warren Miller, Cory Little, Nick Parson,
Abby Sanders, (303) 312-2325

Los Angeles

Joe Jareck, Daisuke Sugiura
(323) 224-1301

Miami

Jason Latimer, Marty Sewell, Joe Vieira,
Jon Erik Alvarez, (305) 480-1391

Milwaukee

Michael Vassallo, Ken Spindler, Zach Weber,
Carlos Brizuela, (414) 902-4500

New York

Jay Horwitz, Harold Kaufman, Ethan Wilson,
Melissa Strozza, Mike Passanisi, (718) 565-4330

Philadelphia

Greg Casterioto, Chris Ware, Kenny Ayres,
Jim Hogan, Diego Etedgui, (215) 463-6000

Pittsburgh

Jim Trdinich, Dan Hart, Brian Warecki
(412) 325-4728

St. Louis

Brian Bartow, Michael Whitty, Chris Tunno
(314) 345-9600

San Diego

Craig Hughner, Danny Sanchez, Darren Feeney,
Vanessa Dominguez, J.P. Nolan, (619) 795-5000

San Francisco

Maria Jacinto, Matt Chisholm, Erwin Higueros,
Liam Connolly, Megan Brown, (415) 972-2448

Washington

Jennifer Giglio, Kyle Brostowitz
(202) 640-7000

COVERING THE BEAT



Hal McCoy
BBWAA



Joe Kay
Associated Press



Mark Sheldon
MLB.com



C. Trent Rosecrans
TheAthletic.com



Zach Buchanan
Cincinnati Enquirer



Paul Daugherty
Cincinnati Enquirer



John Fay
Cincinnati Enquirer



Tom Archdeacon
Cox Media Group



David Jablonski
Cox Media Group



Jay Morrison
Cox Media Group



Mark Schmetzer
Reds Report/AP



Gary Schatz
Home Beat



Jeff Wallner
WCPO.com



Mike Hartsock
WHIO-TV 7



John Popovich
WCPO-TV 9



Ken Broo
WCPO-TV 9



Kennan Singleton
WCPO-TV 9



Gary Miller
WKRC-TV 12



Aly Cohen
WKRC-TV 12



Richard Skinner
WKRC-TV 12



Jack Pohl
WDTN-TV 2



George Vogel
WLWT-TV 5



Elise Jesse
WLWT-TV 5



Derek Forrest
WLWT-TV 5



Joe Danneman
WXIX-TV 19



Jeremy Rauch
WXIX-TV 19



Betsy Ross
WXIX-TV 19



Mark Maloney
Herald-Leader



Tim Sullivan
Louisville C-J



Ron Millenorr
FOX Sports Ohio



Kent Weaver
FOX Sports Ohio



Bill Dennison
WLW Radio



Lance McAlister
WCKY/WLW Radio



Mo Egger
WCKY Radio



Maryanne Zeleznik
WVXU Radio



Steve Vaughn
WMOH radio



Conrad Clowers
Cincinnati Herald

**2018 CINCINNATI CHAPTER
BASEBALL WRITERS'
ASSOCIATION OF AMERICA (BBWAA)**

Chairman: C. Trent Rosecrans, TheAthletic.com

Treasurer: Joe Kay, The Associated Press

The Associated Press

Joe Kay (1980)

At Large

Hal McCoy (1970)

MLB.com

Mark Sheldon (2016)

Cincinnati Enquirer

Paul Daugherty (1989)

John Fay (1998)

Zach Buchanan (2014)

TheAthletic.com

C. Trent Rosecrans (2005)

Cox Newspapers

David Jablonski (2015)

Reds Report

Mark Schmetzer (1995)

Louisville Courier-Journal

Tim Sullivan (1981)

CBSsports.com

Matt Snyder (2015)

ESPN.com

Dan Szymborski (2016)

Lifetime Members

Bucky Albers

Rick Bailey

John Erardi

Greg Hoard

Marc Katz

Jim Massie

Sean McClelland

Tom Archdeacon

Jerry Dowling

Jim Ferguson

Bob Hunter

Mike Lopresti

Mark Maloney

Greg Simms

LOCAL MEDIA OUTLETS

Newspapers/Web Sites

Cincinnati Enquirer

312 Elm St., Cincinnati, OH 45202
(513) 768-8391, enquirer.com
Senior News Director: Michael McCarter
Sports Editor: Jason Hoffman
Beat reporters: Zach Buchanan, John Fay
Columnist: Paul Daugherty

MLB.com

Beat reporter: Mark Sheldon

TheAthletic.com

Beat reporter: C. Trent Rosecrans

Reds Report

1350 West Fifth Ave., Columbus, OH 43212
(614) 486-2202
Editor: Mark Rea
Reporter: Mark Schmetzer

Cox Ohio Media Group

1611 S. Main St., Dayton, OH 45409
(937) 225-2395, daytondailynews.com
Sports Editor: John Boyle
Night Sports Editor: Sean McClelland
Reporters: Dave Jablonski, Jay Morrison,
Hal McCoy
Columnist: Tom Archdeacon

The Columbus Dispatch

34 South Third St., Columbus, OH 43215
(614) 461-5236, dispatch.com
Sports Editor: Ray Stein
Columnist: Rob Oller

Wire Services

The Associated Press

312 Elm St., Cincinnati, OH 45202
(513) 241-2386, ap.org
Reporters: Joe Kay, Mark Schmetzer, Gary Schatz

Freelance, At Large

2414 Kenlee Drive, Cincinnati, OH 45230
(513) 807-7903
Reporter: Jeff Wallner

Television Stations

FOX Sports Ohio, Rightsholder

600 Vine St., Suite 2204, OH 45202
(513) 469-2006, foxsportsohio.com
Coordinating Producer: Bob Pennell
Producer: Josh Hall

WCPO Channel 9

ABC - 1720 Gilbert Ave., Cincinnati, OH 45202
(513) 852-4072, wcpo.com
Talent/Web: John Popovich, Ken Broo,
Keenan Singleton, Jeff Wallner
Producer/Photographer: Philip Lee

WKRC Channel 12

CBS - 1906 Highland Ave., Cincinnati, OH 45219
(513) 763-5455, local12.com
Talent: Gary Miller, Aly Cohen, Richard Skinner
Producers: Kevin Barnett, Jed DeMuesy

WLWT Channel 5

NBC - 1700 Young St., Cincinnati, OH 45210
(513) 412-5088, wlwt.com
Talent: George Vogel, Elise Jesse
Producer: Derek Forrest

WXIX Channel 19

FOX - 635 W. 7th St., Cincinnati, OH 45203
(513) 421-0119, fox19.com
Talent: Joe Danneman, Jeremy Rauch, Betsy Ross
Producer: Ron Millenror

Radio Stations

WLW 700, AM, Rightsholder

8044 Montgomery Road, Cincinnati, OH 45236
(513) 421-6397
Studio, (513) 241-2023 or (800) 729-2023
Lance McAlister, Mo Egger, Bill Dennison,
Dave Armbruster

WKCY 1530, AM (1530 Homer, All Sports)

8044 Montgomery Road, Cincinnati, OH 45236
(513) 421-6397; Studio, (513) 749-4357
Lance McAlister, Mo Egger

WSAI 1360, AM (FOX Sports Radio, XM 169)

8044 Montgomery Road, Cincinnati, OH 45236
(513) 686-8300
Andy Furman

WMOH 1450, AM

2081 Fairgrove Ave., Hamilton, OH 45011
(513) 863-1111
Steve Vaughn

WVXU 91.7, FM

1223 Central Parkway, Cincinnati, OH 45214
(513) 352-9170
Maryanne Zeleznik

NATIONAL BASEBALL HALL OF FAME AND MUSEUM



25 Main St., Cooperstown, New York 13326

baseballhalloffame.org

Phone: (607) 547-0215 Fax: (607) 547-2044

E-mail: info@baseballhalloffame.org



DIRECTORY: Jane Forbes Clark (Chairman), Joe Morgan (Vice Chairman), Jeff Idelson (President), Jeff Jones (Senior Vice President of Finance and Administration), Sean Gahagan (Vice President, Retail Merchandising & Licensing), Erik Strohl (Vice President, Exhibitions and Collections), Ken Meifert (Vice President, Sponsorship & Development), Jon Shestakofsky (Vice President, Communications & Education)

RESEARCH AND LIBRARY CONTACTS: Jim Gates (Librarian)

PR CONTACTS: Craig Muder (Communications Director)

HALL OF FAME WEEKEND 2018: JULY 27-30

Class of 2018: Jack Morris, Alan Trammell, Vladimir Guerrero, Trevor Hoffman, Chipper Jones, Jim Thome
Awards: Sat. July 28, 4:30 p.m. ET, Doubleday Field Induction: Sun. July 29, 1:30 p.m. ET, Clark Sports Center

REDS IN COOPERSTOWN

A total of 44 former players, managers and executives in the Hall of Fame spent all or part of their professional careers with the Cincinnati Reds, including 2016 BBWAA electee Ken Griffey Jr., who played with the Reds from 2000-08. Ten Hall of Famers spent a majority of their careers in a Reds uniform, including Johnny Bench, Barry Larkin, Ernie Lombardi, Bill McKechnie, Bid McPhee, Joe Morgan, Tony Pérez, Eppa Rixey, Frank Robinson and Edd Roush. For a complete list of Cincinnati Reds in the Hall of Fame, visit the Hall of Famers team pages at www.baseballhall.org.

RESEARCH ASSISTANCE

Contact the Public Relations department at (607) 547-0215 or the Library Reference desk at (607) 547-0330.

MAJOR LEAGUE BASEBALL RULES OF INTEREST

Calculating the "Magic Number": Determine the number of games to be played by the team in the lead. Add one to that number. Subtract from that figure the number of games ahead in the loss column from the closest opponent.

Determining Earned Run Average: Multiply earned runs by nine, then divide total by innings pitched.

Determining Batting Average: Divide total hits by total at-bats.

Determining Slugging Percentage: Divide the total bases of all safe hits by the total number of at-bats.

Determining On-Base Percentage: Divide hits + walks + hit-by-pitch, by at-bats + walks + hit-by-pitch + sacrifice flies.

Determining Fielding Percentage: Divide the total number of putouts and assists by the total of putouts, assists and errors.

The Winning Pitcher: The starting pitcher will be credited with the win only if the pitcher has pitched at least five complete innings and his team not only is in the lead when he is replaced, but remains in the lead the remainder of the game. EXCEPTION: The "must-pitch-five-complete-innings" rule in respect to the starting pitcher shall be in effect for all games of six or more innings. In a five-inning game, credit the starting pitcher with a game won only if he has pitched at least four complete innings and his team not only is in the lead when he is replaced, but remains in the lead the remainder of the game. When the starting pitcher does not meet the preceding criteria and more than one relief pitcher is used, the victory shall be awarded on the following basis:

- (1) When, during the tenure of the starting pitcher, the winning team assumes the lead and maintains it to the finish of the game, credit the victory to the relief pitcher judged by the official scorer to have been the most effective.
- (2) Whenever the score is tied, the game becomes a new contest insofar as the winning and losing pitcher is concerned.
- (3) Once the opposing team assumes the lead, all pitchers who have pitched up to that point are excluded from being credited with the victory except the current pitcher.

(4) The winning relief pitcher shall be the one who is the pitcher of record when his team assumes the lead and maintains it to the finish of the game. EXCEPTION: Do not credit a victory to a relief pitcher who is ineffective in a brief appearance, when a succeeding relief pitcher pitches effectively in helping his team maintain the lead. In such cases, credit the succeeding relief pitcher with the victory.

Earning a Save: Credit a pitcher with a save when he meets all of the following conditions;

- (1) He is the pitcher that finished the game won by his team.
- (2) He is not the winning pitcher.
- (3) He qualifies under one of the following conditions:
 - a. He enters the game with a lead of no more than three runs and pitches for at least one inning, or
 - b. He enters the game, regardless of the count, with the potential tying run either on base, at bat, or on deck (that is, the potential tying run either already on base or is one of the first two batters he faces), or
 - c. He pitches effectively for at least three innings.

Consecutive Game Hitting Streak: A consecutive game hitting streak shall not be terminated if the player's plate appearance(s) results in a base on balls, hit batter, defensive interference or sac bunt. The streak shall terminate if the player has a sac fly and no hit. Hitting streaks do not carry over from season to season.

Consecutive Game Playing Streak: A consecutive game playing streak shall be extended if the player plays one-half inning on defense or if he completes a time at bat by reaching base or being put out. A pinch-running appearance shall not extend the streak. If a player is ejected from the game by an umpire before he can comply with the requirement of this rule, the streak shall continue.

Rain Delays: Pursuant to Rule 3.10(a), the manager of the home team shall be the sole judge as to whether a game shall be started because of unsuitable weather conditions or the unfit condition of the playing field, except for the second game of a doubleheader. Pursuant to Rule 3.10(c), the umpire in chief shall be the sole judge as to whether and when a game shall be suspended and as to whether and when play will be resumed. An umpire shall not call a game until at least 30 minutes after he has suspended play. He may continue the suspension as long as he believes there is any chance to resume play.

National League Curfew: There is no curfew in the National League. The game is in the hands of the umpires once it has started.

Major League Year: 172 days of service time constitutes a full year in the Major Leagues.

Rookie Status at the Major League Level: To be considered a rookie, a player must not have more than 130 at-bats, or 50 innings-pitched in the Major Leagues during a previous season or seasons, nor more than 45 days on a Major League roster during the Major League 25-player limit (excluding time in the military).

MAJOR LEAGUE BASEBALL FRONT OFFICE
245 Park Ave., New York, NY 10167
(212) 931-7800 . mlb.com

Senior Staff

- Robert D. Manfred Jr. Commissioner
- Dan Halem.....Deputy Commissioner, Baseball Adm. & CLO
- Tony Petitti..... Deputy Commissioner, Business & Media
- Patrick CourtneyChief Communications Officer
- Bob Starkey Chief Financial Officer & Senior Advisor
- Joe TorreChief Baseball Officer
- Noah GardenExecutive Vice President, Commerce
- Chris MarinakEVP, Strategy, Technology & Innovation
- Chris Park.....Executive Vice President, Product & Marketing

Baseball Operations

- Joe TorreChief Baseball Officer
- Kim Ng.....SVP, Baseball Operations
- Peter Woodfork.....SVP, Baseball Operations

Communications

- Patrick Courtney.....Chief Communications Officer
- Matt Bourne VP, Business Communications
- Michael TeevanVP, Communications
- John BlundellVP, Communications
- Steven Arocho..... Sr. Director, Commun. & Youth Engagement
- Ileana Peña Donovan....Sr. Director, Business Communications
- Donald MullerDirector, Communications
- Lydia P. Devlin..... Manager, Communications
- David HochmanSpecialist, Business Communications
- Yolayna Alvarez.....Coordinator, Communications
- Paul KoehlerCoordinator, Communications
- Kerline BatistaCoordinator, Business Communications
- Ginger Dillon Executive Assistant
- John Thorn Official Baseball Historian
- Matthew GouldVP, Corporate Communications for MLBAM
- Lorraine Fisher ...Sr. Director, Media Relations for MLB Network
- Lou Barricelli.....Manager, Media Relations for MLB Network
- Amanda Rodriguez.....Coordinator, Media Relations for MLBAM

SPRING TRAINING INFORMATION



REDS PLAYER DEVELOPMENT COMPLEX

3125 S. Wood Blvd.
Goodyear, AZ 85338

GOODYEAR BALLPARK

1933 S. Ballpark Way
Goodyear, AZ 85338

MEDIA CREDENTIALS

Please contact Rob Butcher at rbutcher@reds.com. Please submit daily credential requests at least 24 hours in advance.

Capacity.....	10,311
Dimensions	
Left Field Line.....	345
Left Field Gap.....	380
Center Field.....	410
Right Field Gap.....	380
Right Field Line.....	345

IMPORTANT PHONE NUMBERS

Player Development Complex.....	(623) 932-6590
Media Relations Office.....	(623) 932-6821
Goodyear Ballpark Office.....	(623) 882-3120
Ballpark Ticket Office.....	(623) 882-3130

DIRECTIONS TO GOODYEAR BALLPARK

From I-10: Exit 126, Estrella Parkway and proceed south. Goodyear Ballpark will be on the left. To get to the Player Development Complex, continue south past the ballpark to South Wood Boulevard. Turn left, the Reds' complex will be the first complex on the right.

CINCINNATI REDS' SPRING TRAINING SITES

1891..... Hot Springs, AR	1905..... Jacksonville, FL	1920..... Miami, FL
1892-94..... Cincinnati, OH	1906..... San Antonio, TX	1921..... Cisco, TX
1895..... Mobile, AL	1907..... Marlin, TX	1922..... Mineral Wells, TX
1896-97..... New Orleans, LA	1908..... St. Augustine, FL	1923-30..... Orlando, FL
1898..... Fort Worth, TX	1909..... Atlanta, GA	1931-42..... Tampa, FL
1899..... Columbus, GA	1910-11..... Hot Springs, AR	1943-45..... Bloomington, IN
1900..... New Orleans, LA	1912..... Columbus, GA	1946-87..... Tampa, FL
1901-02..... Cincinnati, OH	1913..... Mobile, AL	1988-97..... Plant City, FL
1903..... Augusta, GA	1914-15..... Alexandria, LA	1998-2009..... Sarasota, FL
1904..... Dallas, TX	1916-17..... Shreveport, LA	2010-Present..... Goodyear, AZ
	1919..... Waxahachie, TX	

	SUN	MON	TUE	WED	THU	FRI	SAT
						23 CLE 1:05	24 COL 1:05
	(SS) CLE 25 1:05	26 ARI 1:05	27 MIL 1:05	28 KC 1:05	1 CWS 1:05	2 SF 1:05	3 CHC 1:05
	4 KC 1:05	5 LAA 1:05	6 CLE 1:05	7 CWS 1:05	8 COL 1:10	9 TEX 6:05	10 SEA 6:05
	11 SEA 1:10	12 LAA 1:10	13	14 ARI 1:10	15 CLE 1:05	16 MIL 1:05	17 SF 1:05
	18 ARI 1:05	19 CHC 6:05	20 SD 6:40	21	22 TEX 6:05	23 COL 1:10	24 SD 1:05
	25 CLE 12:05	26 TEX 7:05	27 TEX 1:05	28	29 OPENING DAY CINCINNATI, 4:30	30	31

GOODYEAR BALLPARK
BATTING PRACTICE SCHEDULE

CINCINNATI REDS

Game Time.....	1:05
Infield/BP.....	until 11:15
Game Time.....	6:05
Infield/BP.....	until 4:15

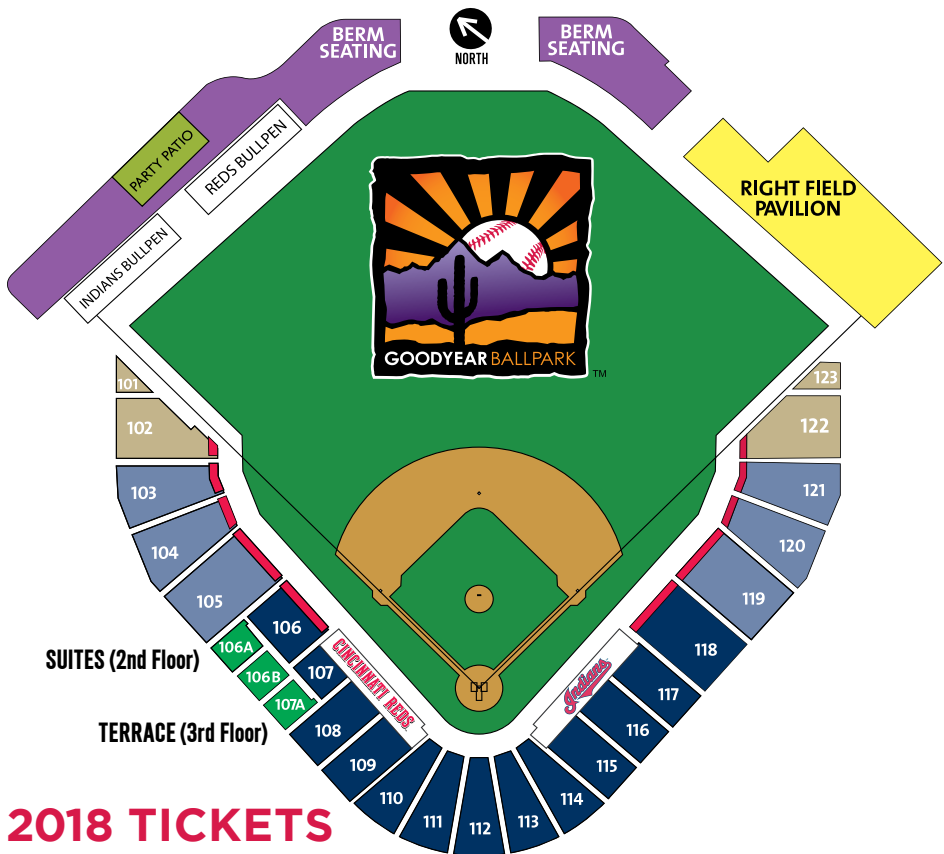
OPPONENTS

Game Time.....	1:05
BP.....	11:15-12:15
Infield.....	12:15-12:30
Game Time.....	6:05
BP.....	4:15-5:15
Infield.....	5:15-5:30

All times Mountain Standard Time (MST).
There is a 2-hour time difference through March 10.
Daylight savings time begins March 11 (3-hour time difference).

■ HOME □ AWAY

Schedule is subject to change.



2018 TICKETS

	Terrace*	\$19
	Party Patio**	\$34
	Right Field Pavilion**	\$36
	Club Seating	\$31
	Premium Field Box	\$31
	Infield Box	\$27
	Outfield Box***	\$22
	Outfield Reserved***	\$14
	Berm Seating***	\$8
	Suites**	\$800

Add \$2 for day of game ticket purchase

* Subject to availability; food not included

** Food and non-alcoholic beverages included

***Half-price child tickets available in same section





BASEBALL IN GOODYEAR

In 2010 the Reds moved their spring training and player development operations to the west Phoenix, Arizona suburb of Goodyear.

The club made the move from Sarasota, Florida, where it had trained since 1998.

In addition to the spring training and player development operations, Goodyear serves as the summer home for the Reds' rookie Arizona League affiliate.

Spring training games are played at nearby Goodyear Ballpark, a facility the Reds share with the Cleveland Indians.

On July 14, 2008 the Reds and the City of Goodyear finalized the terms on a binding use agreement that paved the way for the team to move its spring training facilities there in 2010.

The agreement includes a 20-year lease that began in 2010 and two 5-year team options.

The Reds broke ground on their new spring training complex on November 17, 2008.

The Reds' Player Development Complex on South Wood Boulevard includes a 44,000-square foot clubhouse, 6 full practice fields, 2 half fields and an agility field.

The main ballpark seats more than 10,300 fans, including 500 premium box seats, 8,000 fixed seats and space for 2,000 spectators on a grassy berm in the outfield.

Plans are for the stadium to be the centerpiece of Ballpark Village, a mixed-use development featuring offices, shops, restaurants, housing, hotels and a conference center.

The Indians' instructional league team moved to Goodyear in September 2008, while their first Major League spring training camp was held in the new facility in February 2009.

Beginning in Spring 2010, 15 Major League Baseball clubs train in Arizona and 15 train in Florida.

REDS' SPRING TRAINING RECORDS

<u>Year</u>	<u>Record</u>	<u>G</u>	<u>ERA</u>	<u>BA</u>
2017	16-19-1	36	6.13	.286
2016	16-16-1	33	5.84	.286
2015	15-14-3	32	3.61	.268
2014	14-17-0	31	4.82	.269
2013	13-20-2	35	5.50	.271
2012	15-17-1	33	5.19	.274
2011	17-14-1	32	5.67	.297
2010	12-16-3	31	4.94	.259
Goodyear	118-133-12	263	5.22	.277
2009	13-20	33	4.30	.241
2008	17-15-1	33	5.49	.283
2007	18-12	31	3.96	.279
2006	22-11	33	4.61	.279
2005	17-15	32	5.01	.264
2004	18-16-1	35	4.16	.258
2003	13-18-2	33	4.57	.262
2002	9-22-1	32	4.74	.239
2001	14-14-1	29	4.48	.267
2000	16-17	33	4.94	.285
1999	15-16	31	4.52	.288
1998	13-18	31	3.88	.250
Sarasota	185-194-7	386	4.56	.267
1997	17-15	32	4.39	.301
1996	11-18	30	4.83	.242
1995	7-5	12	5.55	.305
1994	12-19-1	31	5.26	.283
1993	18-9-2	29	4.28	.290
1992	22-9-1	32	3.12	.283
1991	13-17-1	31	4.83	.271
1990	9-7	16	4.63	.281
1989	16-14-2	32	3.49	.275
1988	16-12-2	30	3.65	.262
1987	16-19-1	26	4.59	.289
1986	16-13	29	4.97	.295
1985	14-12	26	4.15	.267
1984	11-14	25	3.62	.241
1983	9-14-1	24	3.98	.261
1982	14-12	26	3.22	.256
1981	12-13	25	4.44	.282
1980	9-13	22	4.12	.273
1979	10-14	24	3.61	.255
1978	14-11	25	4.32	.275
1977	11-15	26	4.77	.272
1976	7-7	14	3.90	.274
1975	18-11	29	3.85	.305
1974	NA			
1973	17-9	26	3.14	.266
1972	9-11-1	21	2.70	.240
1971	15-15	30	4.44	.283
1970	14-13-1	28	4.95	.269



REDS IN THE COMMUNITY

The Cincinnati Reds connect with fans throughout Reds Country primarily through the Reds Community Fund, the Reds Hall of Fame and Museum, the Reds Heads Kids Club, the Reds Rookies baby fan club and Club Red.

In 2018, more than 45,000 kids and coaches will benefit from Reds Community Fund programming and initiatives. Meanwhile, over 10,000 students will participate in education programs and youth camps through the Reds Hall of Fame and Museum. Also, thousands of fans 17 and younger will serve as members of the three official Reds fan clubs.



REDS COMMUNITY FUND

Since its inception in 2001, the Reds Community Fund has been dedicated to improving the lives of youth through its baseball and softball-themed outreach efforts. Programs include the Reds Rookie Success League; Reds Youth Baseball & Softball Funding; Field Renovation, including Evanston, winner of the Procter & Gamble, Cincinnati Zoo, Kroger and Cincinnati Reds Community Makeover in 2017, as well as the P&G MLB Cincinnati Reds Youth Academy, “Match” program and Greater Cincinnati RBI (“Reviving Baseball in Inner Cities”).





5 REDS ROOKIE SUCCESS LEAGUE LOCATIONS

- Free, coed, character building program for 6–12 year olds in June and July
- Introductory baseball and softball “camp” format in Cincinnati, Fairfield, Batavia, Dayton and Louisville (KY)
- Program includes visits from Reds players and coaches, as well as a trip to Great American Ball Park



12 “MATCHED” COMMUNITIES

- Connects urban baseball organizations with suburban counterparts, utilizing baseball as a vehicle to break through social, cultural and racial stereotypes
- Neighborhoods host baseball-themed picnic and social events
- Partners include National Underground Railroad Freedom Center and Office of Human Relations for the City of Cincinnati



20 GREATER CINCINNATI RBI TEAMS

- Major League Baseball’s “Reviving Baseball in Inner Cities” program features 13 boys baseball teams and 7 girls fast-pitch softball teams
- Teams receive high-level training and participate in select leagues and tournaments throughout the region
- Players also have the opportunity to participate in the RBI East Regional Tournament



376 FIELDS RENOVATED

- Program focuses on basic field improvements and upgraded ball field dirt
- 2017 project included Hoffman Field in Evanston (winner of the Procter & Gamble, Cincinnati Zoo and Reds Community Makeover in 2017)



587 YOUTH TEAMS FUNDED

REDS YOUTH BASEBALL & SOFTBALL FUNDING

- Program underwrites expenses for uniforms, equipment, fees and trophies
- Each team is required to complete a minimum of three community service projects per year
- Teams include baseball, softball, high school, junior high and neighborhood teams in Kentucky, Ohio, Arizona, and Indiana



P&G MLB CINCINNATI REDS YOUTH ACADEMY

- Free, year-round baseball and softball instruction program
- Features high-level skills training, academic tutoring and life skills for urban youth ages 5–18

FUNDRAISING EVENTS

COLDWELL BANKER WEST SHELL REDLEGS RUN

Join Reds fans, runners and walkers of all ages for a day of fitness and fun.

- ◆ Saturday, June 2
- ◆ Events include a 10K, 5K, Virtual 5K, One Mile Family Run/Walk presented by Chick-fil-A, and Gapper's Kids Fun Run
- ◆ All 5K and 10K participants will be electronically timed; top three male & female finishers in 5K and 10K will be honored on field on Thursday, June 28
- ◆ All participants receive a race T-shirt (technical for 10K participants), custom race medal, post-race party in the Kroger Fan Zone and one View Level ticket voucher to the Thursday, June 28 Reds vs. Milwaukee Brewers game
- ◆ For further information or to register for this event, visit reds.com/run



REDS COMMUNITY FUND TELETHON PRESENTED BY BEACON ORTHOPAEDICS & SPORTS MEDICINE

The Reds Community Fund will once again partner with FOX Sports Ohio to host the sixth annual Reds Community Fund Telethon. Fans from all around the country will be able to receive an MVP package containing exclusive Reds merchandise for a donation to the Reds Community Fund.

- ◆ Monday, July 23
- ◆ Limited number of packages available
- ◆ Premium bags contain authenticated baseball autographed by a Reds player
- ◆ For further information or to make a donation, visit reds.com/telethon



ST. ELIZABETH HEALTHCARE A NIGHT OF THEIR OWN

This ladies-only event is one of the most unique fan experiences at Great American Ball Park. Each guest participates in baseball skills stations and activities on the field. Other elements include a silent auction, dinner, goodie bags, a ticket to a future Reds game, and much more.

- ◆ Thursday, August 16
- ◆ Limited number of spaces available
- ◆ Activities include: baseball skills station rotation, seminar with Reds Manager Bryan Price, meet & greet with Reds broadcasters
- ◆ For further information or to make a donation, visit reds.com/baseball101



A Night
OF THEIR OWN

COLLEGEADVANTAGE FAMILY CATCH

Enjoy this unique opportunity to play "catch" on a big-league field with family and friends. Guests will take the field before the game to play ball in the outfield. Multiple packages available for this event.

- ◆ Date: TBA
- ◆ Limited number of packages available; all ages welcome
- ◆ Each participant receives an authentic batting practice-used baseball, a post-game field pass, and personalized commemorative certificate
- ◆ For further information or to register for this event, visit reds.com/catch



FUNDRAISING EVENTS



UNITEDHEALTHCARE REDS BASEBALL CAMPS

Camps are open to boys and girls ages 6-14. Each camp runs Monday through Friday from 9 a.m. to 3 p.m. Camps offer 30 hours of outstanding baseball and softball instruction from Reds personnel.

- 15 camps available throughout Reds Country in 2018
- All campers receive four tickets to a Reds game, VIP experience at Great American Ball Park, an appearance by a Reds player, instruction from a Reds coach, and full Reds uniform
- Campers also have the chance to compete in Reds Skills Champion's Day at Great American Ball Park
- For further information or to register for this program, visit reds.com/camps



CBTS MARTY BRENNAMAN GOLF CLASSIC PRESENTED BY DELTA AIR LINES

Hosted by Hall of Fame broadcaster Marty Brennaman, this two-day event features a Sunday dinner program and comedy show. There will be one Sunday afternoon flight and one Monday morning flight. More than 60 celebrity guests will be on hand, including former Reds players and members of the local and national media.

- Sunday and Monday, Sept. 9-10
- Hosted at Belterra Casino Resort
- All guests receive choice day of golf, access to the Sunday dinner program, comedy show, hotel room, breakfast, lunch, several pieces of golf apparel, and celebrity guest
- For further information or to register for this event, visit reds.com/martygolf.



REDSFEST BINGO

Held for the third year during Redsfest at the Duke Energy Convention Center. Enough room for more than 500 bingo players to participate with surprises around every corner!

- Friday, November 30
- Preregistration available online
- \$2,000 guaranteed in cash prizes
- For further information or to register for this event, visit reds.com/bingo



PRESTIGE AV & CREATIVE SERVICES RICK STEINER CELEBRITY POKER TOURNAMENT PRESENTED BY ASHLEE FENCE

Held each year during Redsfest at the Duke Energy Convention Center, this event gives fans the chance to play Texas Hold'em alongside Reds players with a guaranteed \$11,000 First Place Prize. Each table of 10 will feature a current or former Reds player, coach, broadcaster or other local celebrity. Plus, if a participant knocks a celebrity out of the tournament, he or she gets the autographed jersey off the celebrity's back!

- Saturday, December 1
- Preregistration discount available
- All players receive food and refreshments
- \$11,000 guaranteed First Place Prize
- For further information or to register for this event, visit reds.com/poker.



2018 PROMOTIONAL DATES

Promotional dates are subject to change. Visit reds.com for updates.

Opening Day: Thursday, March 29 vs. Nationals (Free rally towels to all fans.)

Kids Opening Day presented by Frisch's Big Boy: Saturday, March 31 vs. Nationals (Be there to celebrate a special Kids Opening Day, featuring a pregame red carpet parade with Reds players and mascots and more fun activities for kids.)

Kids Reds Cap presented by Frisch's Big Boy: Saturday, March 31 vs. Nationals (As part of Kids Opening Day at the ballpark, free to kids 14 and younger.)

2018 Team Calendar presented by Kroger: Saturday, March 31 vs. Nationals (Free to the first 20,000 fans.)

2018 Magnetic Schedule/Car Magnet presented by PNC Bank: Sunday, April 1 vs. Nationals (Free to the first 20,000 fans.)

2018 Magnetic Schedule/Car Magnet presented by PNC Bank: Monday, April 2 vs. Cubs (Free to the first 20,000 fans.)

2018 Magnetic Schedule/Car Magnet presented by PNC Bank: Tuesday, April 3 vs. Cubs (Free to the first 20,000 fans.)

Tucker Barnhart Gold Glove Bobblehead presented by Coca-Cola: Saturday, April 14 vs. Cardinals (As part of Super Saturdays, free bobble featuring the Reds catcher with his Rawlings Gold Glove Award to the first 20,000 fans.)

Kids Fathead® Wall Decal: Sunday, April 15 vs. Cardinals (As part of family day at the ballpark, free to kids 14 and younger. A Reds/baseball-themed decal will be featured on each of these Sunday giveaways throughout the season.)

Fireworks Friday presented by PNC Bank: Friday, May 4 vs. Marlins (Post-game fireworks show with soundtrack.)

Eugenio Suárez Bobblehead presented by John Morrell: Saturday, May 5 vs. Marlins (As part of Super Saturdays, free bobblehead of the Reds third baseman to the first 20,000 fans.)

Kids Fathead® Wall Decal presented by ACE Hardware: Sunday, May 6 vs. Marlins (As part of family day at the ballpark, free to kids 14 and younger. A Reds/baseball-themed decal will be featured on each of these Sunday giveaways throughout the season.)

Bark in the Park presented by Rachael Ray Nutrish and Kroger: Tuesday, May 8 vs. Mets (Ticket packages available for dogs and their owners with pet activities, samples and more in the Kroger Fan Zone. Dog packages must be purchased in advance of game day.)

Fireworks Friday presented by Nathan's Famous: Friday, May 18 vs. Cubs (Post-game fireworks show with soundtrack.)

Reds Garden Gnome presented by Kahn's: Saturday, May 19 vs. Cubs (As part of Super Saturdays, free to the first 20,000 fans.)

Kids PLAY BALL Weekend Wristbands: Sunday, May 20 vs. Cubs (As part of PLAY BALL Weekend and family day at the ballpark, free to kids 14 and younger.)

Bark in the Park presented by Rachael Ray Nutrish and Kroger: Tuesday, June 5 vs. Rockies (Ticket packages available for dogs and their owners with pet activities, samples and more in the Kroger Fan Zone. Dog packages must be purchased in advance of game day.)

Fireworks Friday presented by Delta Air Lines: Friday, June 8 vs. Cardinals (Post-game fireworks show with soundtrack.)

Scooter Gennett Bobblehead presented by Dynege Energy Services: Saturday, June 9 vs. Cardinals (As part of Super Saturdays, free bobblehead of the Reds second baseman to the first 20,000 fans.)

Kids Fathead® Wall Decal: Sunday, June 10 vs. Cardinals (As part of family day at the ballpark, free to kids 14 and younger. A Reds/baseball-themed decal will be featured on each of these Sunday giveaways throughout the season.)

Fireworks Friday presented by Coca-Cola: Friday, June 22 vs. Cubs (Post-game fireworks show with soundtrack.)

Reds Bag presented by MLB Network: Saturday, June 23 vs. Cubs (As part of Super Saturdays, free to the first 20,000 fans.)

Kids Fathead® Wall Decal: Sunday, June 24 vs. Cubs (As part of family day at the ballpark, free to kids 14 and younger. A Reds/baseball-themed decal will be featured on each of these Sunday giveaways throughout the season.)

Fireworks Friday presented by Yucatan Guacamole: Friday, June 29 vs. Brewers (Post-game fireworks show with soundtrack.)

Rosie Red Bobblehead presented by St. Elizabeth Healthcare: Saturday, June 30 vs. Brewers (As part of Super Saturdays, free bobblehead of the Reds mascot to the first 20,000 fans.)

Kids Fathead® Wall Decal: Sunday, July 1 vs. Brewers (As part of family day at the ballpark, free to kids 14 and younger. A Reds/baseball-themed decal will be featured on each of these Sunday giveaways throughout the season.)

Independence Day Fireworks Show: Wednesday, July 4 vs. White Sox (Post-game fireworks show with soundtrack.)

Fireworks Friday presented by Cooper Tire: Friday, July 20 vs. Pirates (Post-game fireworks show with soundtrack.)

Reds Hall of Fame Induction Ceremony presented by PNC Bank: Saturday, July 21 vs. Pirates (Pregame Reds Hall of Fame Induction Ceremony to honor the Class of 2018.)

Reds Cap presented by FOX Sports Ohio: Saturday, July 21 vs. Pirates (As part of Super Saturdays, free to the first 20,000 fans.)

Kids Fathead® Wall Decal: Sunday, July 22 vs. Pirates (As part of family day at the ballpark, free to kids 14 and younger. A Reds/baseball-themed decal will be featured on each of these Sunday giveaways throughout the season.)

Fireworks Friday presented by TriHealth: Friday, July 27 vs. Phillies (Post-game fireworks show with soundtrack.)

Joey Votto Funko Pop! Collectible Night: Saturday, July 28 vs. Phillies (As part of Super Saturdays, free exclusive figure of the All-Star first baseman to the first 20,000 fans.)

Kids Team Baseball Card Set presented by Kahn's: Sunday, July 29 vs. Phillies (As part of family day at the ballpark, free to kids 14 and younger.)

Fireworks Friday presented by Great American Insurance Group: Friday, Aug. 10 vs. Diamondbacks (Post-game fireworks show with soundtrack.)

Ohio Lottery Post-Game Concert Series featuring Jake Owen: Saturday, Aug. 11 vs. Diamondbacks (As part of the Ohio Lottery Post-Game Series, the country singer will perform a concert after the game. Free to all fans with a game ticket.)

Reds Baseball Cards presented by Topps: Saturday, Aug. 11 vs. Diamondbacks (To celebrate National Baseball Card Day, free pack of Topps cards featuring select Reds players to all fans.)

Kids Fathead® Wall Decal: Sunday, Aug. 12 vs. Diamondbacks (As part of family day at the ballpark, free to kids 14 and younger. A Reds/baseball-themed decal will be featured on each of these Sunday giveaways throughout the season.)

Fireworks Friday: Friday, Aug. 17 vs. Giants (Post-game fireworks show with soundtrack.)

Fan Vote Bobblehead presented by PNC Bank: Saturday, Aug. 18 vs. Giants (As part of Super Saturdays, free to the first 20,000 fans. Voting will be held in April 2018 on reds.com.)

Kids Fathead® Wall Decal: Sunday, Aug. 19 vs. Giants (As part of family day at the ballpark, free to kids 14 and younger. A Reds/baseball-themed decal will be featured on each of these Sunday giveaways throughout the season.)

Bark in the Park presented by Rachael Ray Nutrish and Kroger: Wednesday, Aug. 29 vs. Brewers (Ticket packages available for dogs and their owners with pet activities, samples and more in the Kroger Fan Zone. Dog packages must be purchased in advance of game day.)

Fireworks Friday: Friday, Sept. 7 vs. Padres (Post-game fireworks show with soundtrack.)

Joe Morgan Replica Statue: Saturday, Sept. 8 vs. Padres (As part of Super Saturdays, a replica celebrating the fifth anniversary of the Hall of Famer's bronze statue dedication, free to the first 20,000 fans.)

Kids Fathead® Wall Decal: Sunday, Sept. 9 vs. Padres (As part of family day at the ballpark, free to kids 14 and younger. A Reds/baseball-themed decal will be featured on each of these Sunday giveaways throughout the season.)

Bark in the Park presented by Rachael Ray Nutrish and Kroger: Tuesday, Sept. 25 vs. Royals (Ticket packages available for dogs and their owners with pet activities, samples and more in the Kroger Fan Zone. Dog packages must be purchased in advance of game day.)

Fireworks Friday presented by Adams Recovery Center: Friday, Sept. 28 vs. Pirates (Post-game fireworks show with soundtrack.)

Reds Team Photo: Saturday, Sept. 29 vs. Pirates (As part of Super Saturdays, free to all fans.)

Fan Appreciation Day presented by ACE Hardware: Sunday, Sept. 30 vs. Pirates (Prizes will be given away to lucky fans throughout the game. Postcard entries accepted.)

Kids Fathead® Wall Decal: Sunday, Sept. 30 vs. Pirates (As part of family day at the ballpark, free to kids 14 and younger. A Reds/baseball-themed decal will be featured on each of these Sunday giveaways throughout the season.)

2018 SEASON TICKET MEMBERSHIPS



PLATINUM MEMBERSHIP

FULL SEASON

All 81 home games, including Opening Day. The Full-Season Plan is your ticket to baseball heaven and all the action at Great American Ball Park! Select from the BEST available seating options, and enjoy exclusive benefits only offered to Full Season Ticket Members.



GOLD MEMBERSHIPS

HALF-SEASON (3 OPTIONS)

HALF-SEASON MIX

40 Games - a mix of weekend and weeknight games, including Opening Day.

WEEKNIGHT SEASON TICKETS

43 Games - Monday through Thursday home games, including Opening Day.

WEEKEND SEASON TICKETS

38 Games - all Friday, Saturday and Sunday home games.



SILVER MEMBERSHIPS

20-GAMES

Four, pre-selected 20-game packages to choose from (weekend, weeknight or a mixture of both).

For information on Reds Season Tickets, call (513) 765-7500 or visit reds.com/membership

13-GAME

Get 13 weekend games and enjoy the same seat for all 13 games. Choose the best plan that fits your schedule—all Fridays, all Saturdays or all Sundays.

FLEX PLAN

Customize your ticket plan! You choose the games, the opponents and your seats. Flex plans give you a book of vouchers redeemable for any game throughout the 2018 season (excludes Opening Day). Vouchers are redeemable online or in person at the Reds Box Office.

Visit reds.com/flex for more information and to redeem vouchers.

PICK-6 PLAN PRESENTED BY McDONALD'S®

Save on Reds baseball and get your choice of games with the Reds Pick-6 Plan presented by McDonald's®!

- Choice of any 6 Reds home game*
- Savings up to 25% off regular ticket prices
- Six free McDonald's® Extra Value Meal® vouchers

**Excludes Opening Day. Subject to availability*

Visit reds.com/pick6 for more information.

PARTY AREAS/GROUP TICKETS

All groups of 15 or more can enjoy special discounts and benefits when purchasing in advance through the Reds Group Sales department at (513) 765-7600. Additional info can also be found at reds.com/groups.

JACK CASINO SUPER SUITE

Built new for the 2017 season, the JACK Casino Super Suite is the only field-level super suite in Great American Ball Park. In addition to a great view of the game, this area includes an upscale buffet and full beverage service, private staff, private restrooms, a climate-controlled indoor area to hang out, and outdoor seating. For groups of 30–40 people, this is the best experience we have to offer.

CLUB CAMBRIA SUPER SUITE

This gorgeous super suite was built in 2014 and has quickly become one of the most popular hospitality areas the Reds have to offer. It is an all-inclusive private party area with an upscale buffet, full beverage service, private bartenders, private restrooms and great views. Club Cambria is the best-of-the-best of our hospitality options. Located on the 2nd level with fantastic views between home plate and first base, the suite's sliding glass doors add the perfect touch to this beautiful space. This hospitality area accommodates groups of 30-40.

LEFT-FIELD SUPER SUITE

Fantastic views of the field from down the third-base line can be seen from the seating outside the Left-Field Super Suite. Inside the suite guests can enjoy private bar staff, and TVs. This suite is an all-inclusive private suite with an upscale buffet and full beverage service. This hospitality area accommodates groups of 35–56.

NOR-COM SUPER SUITE

With flat-screen TVs, a private bar and staff, and indoor/outdoor seating options, the Nor-Com Technology Super Suite has it all! The suite is a private suite with an unlimited ballpark buffet and two beers per person. The luxury of a private suite with a party atmosphere. This hospitality area accommodates groups of 35–45.

STAPLES TRIPLE PLAY SUITES

A trio of climate-controlled suites available for groups to purchase at Great American Ball Park has been dubbed the Staples Triple Play Suites. Renovated in 2016, all suites offer outdoor, padded, stadium-style seats, indoor seating, TVs, private restrooms and exclusive catering staff. Suite #13 (a dedication to Dave Concepcion) can accommodate up to 35 people (25-person minimum). Suites #8 (Joe Morgan) and #24 (Tony Perez) can accommodate up to 32 people (25-person minimum). Larger groups may combine two or all three of the Staples Triple Play Suites. Included with the game ticket is a catered buffet and two beers per person.

COOPER TIRES PARTY DECKS A & B

Groups can enjoy the game from a covered deck down the first-base line in right field, or they can take a seat in the Cooper Tires Party Deck's padded ballpark seating for up-close views of the game. The deck area and the adjacent 102 seats accommodate parties of up to 140, or the Cooper Tires Party Deck can be divided for two smaller groups of 60–70. The package includes a game ticket, catered buffet and two beers per person.

PPG PAINTS PATIO

Enjoy a fantastic view of the game from this area just above the visitors' bullpen in center field. A private bar and patio are located under partial cover with a retractable awning for additional coverage if needed. The patio accommodates parties of 45–75 and the package includes a game ticket, catered buffet and two beers per person.

CBTS RIVERBOAT DECK

The CBTS Riverboat Deck is located beyond center field and with its panoramic views of the entire ballpark and the Ohio River, provides groups another fantastic hospitality option for Reds games. Multiple groups of 20–150 can eat, drink and socialize from this unique center field perch all season long. The package includes your game ticket, catered buffet and two beers per person.

CENTER-FIELD PAVILION FEATURING LAURA'S LEAN BULLPEN DECKS

The Center-Field Pavilion is a glass-enclosed, climate-controlled area, featuring a non-reflective glass shield that doubles as the batter's eye. Connected to the Center-Field Pavilion are the Laura's Lean Bullpen Decks, an open air tiered area directly above the visitors' bullpen. This flexible indoor and outdoor combined space is perfect for groups of 50 to 115 people and comes with unlimited ballpark buffet, two beers per person, private restrooms, and a great view from center field.

MACHINE ROOM PATIO

Located down the left-field line adjacent to the Bleachers, the Machine Room Patio is great for groups of 60–115. The private patio area with covered tables and chairs allows for easy access to the Machine Room's sports bar. The package includes an unlimited ballpark buffet and two beers per person.

OLE SMOKY PARTY BARN

Located in the Fan Zone and overlooking the Ohio River, this semi-private covered area accommodates multiple groups of 20 or more (maximum capacity of 200) with tables and chairs for use during pregame meal and for networking. The package includes a catered buffet, two beers per person, and seats located in Section 137 down the right-field line.

REDLEGS LANDING

An open-air party area, Redlegs Landing is ideal for mingling before and during the game. Guests can take in the spectacular sightlines of the field and the state-of-the-art digital video scoreboard from this section of private ballpark seating. Redlegs Landing is a private party area that accommodates 60–120 people and includes a game ticket in Sections 436–437, catered buffet and two beers per person.

BUDWEISER BULLPEN DECKS

Attached to the Budweiser Bowtie Bar, this group seating area gives Guests a unique view of the action from right field. This open air location also allows for quick and easy access to Mr. Red's Smokehouse presented by Montgomery Inn and the Kroger Fan Zone. The Budweiser Bullpen Decks consist of two tiers. The Lower Tier can accommodate 24–38 guests and the Upper Tier can accommodate 26 guests. Both Tiers can be exclusively rented for groups of 50 or more. Each ticket comes loaded with \$19 in concession credit for two beers or other items from any concession stand. The Budweiser Bullpen Decks are located directly above the Reds bullpen in right field.

FRONTGATE OUTDOOR LUXURY SUITE

Located in the gap next to the Press Box, the Frontgate Outdoor Luxury Suite features spectacular views of the field from behind home plate, TV monitors, and game audio. It is an all-inclusive private party area with an upscale buffet and full beverage service. The area also has outdoor patio furniture where guests can eat, drink and socialize while watching the game. An exclusive catering staff assists you with any needs and a private restroom is available for your group throughout your event. This hospitality area accommodates groups of 35–48.

THE HANDLEBAR AT THE RIVERFRONT CLUB PRESENTED BY JACK CASINO

This indoor and outdoor ticketed space offers an upscale, luxurious option to watch the game. The outdoor group seating area features three tiers of seating with a capacity of 110 Guests. Different seat options are available for groups of 12-14, including a number of 30-inch wide, oversized seats featuring power outlets for phone charging and a table for food and beverages. Guests outside will also have a server to attend to their needs, as well as full access to all accommodations inside. Guests can purchase individual tickets to the inside of The Handlebar, which accommodates up to 225. The interior includes lounge seating, a 26-foot long video board and numerous other TVs. There is all-inclusive food and non-alcoholic drinks PLUS 6 drink tickets good for available alcoholic beverages redeemable only in the Handlebar. The large-panel glass from the old Riverfront Club has been removed and replaced with a retractable glass wall that will allow Guests to fully experience the ballpark atmosphere. The Handlebar can also be rented out exclusively for groups of 200+! NEW FOR 2018—The Handlebar Terrace! Individuals with passes to the Handlebar will now have outdoor access and a live view of the game from the all new Handlebar Terrace located on the level below, adjacent to the Party Decks.

The sale and consumption of all alcoholic beverages is subject to Ohio law. The Reds reserve the right to limit consumption and/or sale of alcoholic beverages. You must be 21 years of age to receive alcoholic drink tickets.

PREMIUM SEATING



ENJOY BASEBALL IN STYLE WITH THE VERY BEST SEATS GREAT AMERICAN BALL PARK HAS TO OFFER!

Contact our Reds Premium at (513) 765-7210 or visit reds.com/premium to learn more.

LUXURY SUITES

Whether you are hosting important clients or celebrating special occasions with family or friends, the suites at Great American Ball Park provide an intimate, first-class game experience unlike anywhere else in the ballpark. Accommodating up to 16 guests, Great American Ball Park's Luxury Suites amenities include: all-inclusive food and beverage, indoor and outdoor seating, outstanding views of the playing field, elegant finished entertainment area including buffet counter, bar, refrigerator and ice maker, gourmet food and beverage options, personal Suite Attendant and a private suite entrance & restroom.

MERCEDES-BENZ DIAMOND CLUB

The ultimate baseball and entertainment experience is located in the Mercedes-Benz Diamond Club at Great American Ball Park. This all-inclusive ticket includes access to the exclusive Diamond Club, located directly behind home plate under the field level seating. The Diamond Club features beverage service with a full bar, a gourmet buffet, as well as a window that looks directly into the tunnel leading from the Reds Clubhouse to the dugout. Guests also enjoy a private entrance, seating in the first eight rows behind home plate, and in-seat service. Those with Diamond Club tickets can access this area directly from the Diamond Club Entrance on the P1 Garage Level or by taking the home plate elevators, or stairs, to the Field Level. The Diamond Club is open up to one hour after the conclusion of the game.

SCOUT AND SCOUT BOX SEATS

Enjoy Reds baseball from a prime spot behind home plate in the Scout Box or Scout Seats. Guests will enjoy exceptional views from the same area Major League scouts use with exclusive access to the renovated Scouts Club presented by Belterra Park, featuring a new 'grab and go' style market, upgraded concession items, and private restrooms.

FOX SPORTS CLUB & CLUB HOME SEATING

See all the action and enjoy excellent service and amenities at the same time. Situated along the first-base line and behind home plate, Club seats include access to the all-inclusive FOX Sports Club. The FOX Sports Club offers a wide selection of food items from various culinary stations as well as unlimited water and soft drinks in a climate-controlled setting. Guests can access the FOX Sports Club by taking the elevators or stairs, near sections 126 and 135, to the Club Level.

JACK CASINO CLUB BOXES

The JACK Casino Club Boxes offer a unique hospitality option with seating divided into blocks of four, six and eight seats. This arrangement provides maximum flexibility to accommodate small and large groups. Reserve a small box of seats for you and a couple of friends or to bring a larger group of friends and family members together for a fun and affordable option. All Club Boxes are under cover and anchored by an outdoor bar at the back of sections 306 and 307. Your ticket includes direct access to the conveniently located, all-inclusive FOX Sports Club. This club includes buffets featuring everything from hot dogs and burgers to panini sandwiches, pizza, stir-fry and pasta, plus unlimited non-alcoholic beverages.

DUGOUT BOX

Seated within the first five rows behind the dugout, our Dugout Box seats keep you right on top of the action! You and your guests can enjoy every pitch as if you are a part of the game. This incredible location offers a perfect way to take in a ballgame and experience all the excitement that Reds baseball has to offer! Dugout Box ticket holders have access to the private Scouts Club, where you can relax in a comfortable, climate-controlled environment, complete with big screen TVs and private concession stands.

The sale and consumption of all alcoholic beverages is subject to Ohio law. The Reds reserve the right to limit consumption and/or sale of alcoholic beverages. You must be 21 years of age to receive alcoholic drink tickets.

BALLPARK GUEST GUIDE

For the full Ballpark Guest Guide, visit reds.com.

ACCESSIBLE ACCESS

The Reds are committed to providing every Guest with a comfortable and enjoyable experience at the ballpark. Great American Ball Park is a fully accessible ballpark for all Guests.

Accessible parking is available in the East section of the Central Riverfront Garage (formerly called the Great American Ball Park Parking Garage) for \$20 and in the East Garage for \$10. While the number of accessible parking spaces is more than adequate, Guests are still encouraged to arrive at the time gates open to improve their chances of obtaining an accessible parking space.

The accessible pickup/drop-off zone is located on the east side of Joe Nuxhall Way, from Freedom Way to Mehring Way, on the west side of Great American Ball Park. Cars, vans and small buses displaying a valid accessible placard or valid accessible license plate will be permitted to enter the pickup/drop-off zone beginning one half (1/2) hour before gates open to approximately one (1) hour after the conclusion of the game. Large school buses and large charter/tour buses are prohibited from entering this zone. Guests traveling to the ballpark in a large school bus or large charter/tour bus should contact the Group Sales department at (513) 765-7600 for information on bus pickup and drop-off locations.

Great American Ball Park has accessible seating available in the seating areas. Accessible seating areas are equipped with electrical outlets for recharging purposes at no cost to the Guest.

AEDS (AUTOMATED EXTERNAL DEFIBRILLATORS)

AEDs can be found at the following locations:

- First Aid Rooms near Sections 109, 126 and 411 (Game days only)
- FOX Sports Ohio Champions Club on the wall near the pizza oven
- Press Dining Room near the soda vending machine
- Machine Room Grille on wall between the front entrance & the kitchen door
- Hallway of Staples Triple Play Suites
- Kroger Fan Zone in the Bob Evans Clubhouse
- Hall of Fame presented by Dinsmore behind the lobby desk
- Mercedes-Benz Diamond Club inside the front entrance on the right side
- Suite Level between Suite 212 and 213
- Suite Level between Suite 228 and 229
- Administration Building Lobby behind the front desk
- Public Safety & Security Command Center on the Field Level
- TriHealth Medical Personnel stationed in the Third-Base Dugout Camera Bay
- Inside the Cincinnati Bell Technology Pavilion in Center Field

ALL-STAR VOTING

All-Star voting for Major League Baseball's annual All-Star Game will take place online during the 2 months prior to the All-Star Game. You can vote for your favorite players at reds.com!

ALL-YOU-CAN-EAT STAND

Located on the first-base concourse of the View Level, behind section 428, and concourse of Sun/Moon Deck, behind section 144. These stands offer unlimited sodas, popcorn, peanuts, chips, and five (5) hot dogs for just \$20 per person. It's a great way to save PLUS skip the concession lines so you can spend more time enjoying a Reds game with family and friends! Bring your special All You Can Eat pass to the redemption kiosk in front of the All You Can Eat Stands near section 428 on the first-base side of the View Level concourse, or behind section 144 in the Sun/Moon Deck. You will be issued a wristband to show that you are a pass holder and permitted in the All You Can Eat Stand line. The All You Can Eat Stand is open until the end of the 7th inning. Fans may purchase passes at the game, subject to availability.

**All You Can Eat pass can be added to any game ticket. Game ticket not included with \$20 pass. Limit of two (2) of each item per visit to the stand. Hot dogs are not unlimited and are limited to five (5) per person for each customer purchasing the All You Can Eat Pass.*

ASSISTED LISTENING DEVICES (ALD)

Guests can request the use of Assisted Listening Devices (ALD) at any TriHealth Fan Accommodation Station in Great American Ball Park.

ATM MACHINES

For your convenience, PNC Bank ATM machines are located throughout Great American Ball Park at the following locations:

Terrace Level:

On the concourse near Sections 113, 120, 127, 134 and inside the gates near Crosley Terrace

Suite Level:

Inside the Machine Room Grille Restaurant located in the left-field corner

View Level:

On the concourse near Sections 412 and 428

Administration Building:

Inside the foyer of the building

AUTOGRAPHS

Reds players sign autographs before each game when conditions and regulations permit, therefore autograph opportunities cannot be guaranteed. Guests are welcome to seek autographs from players along the railing between sections 111-113 and 133-135 up to 15 minutes prior to game time, or until the end of batting practice, whichever comes first. Guests will then be asked to return to their ticketed seating areas.

Be careful of batted ball and thrown balls while watching batting practice. Please be considerate by not inconveniencing Guests seated in the outgraph locations.

BAGS, BACKPACKS AND PURSES

Guests are welcome to bring bags, backpacks, SOFT-SIDED Coolers, and purses into Great American Ball Park provided their dimensions do not exceed the 16" x 16" x 8" Major League Baseball size requirement. Bags, backpacks, SOFT-SIDED Coolers, and purses are subject to inspection by Reds personnel prior to entrance to the ballpark or at any time while inside the ballpark. Those that bring hard-sided coolers will be asked to return them to their cars.

All carry-in items will be inspected at all entry points and anytime while inside of GABP. Refusal to cooperate with an inspection request will result in the Guest and their carry-in item being refused entry or asked to leave the ballpark. Items left unattended anywhere on the property will be immediately inspected by security and subject to disposal.

BALLPARK SEATS

Standing or stepping on ballpark seats may lead to serious bodily injury. The Cincinnati Reds request, for your safety and other ballpark Guests, that you do not step, stand or use seats in a manner other than intended at Great American Ball Park.

BANNERS AND SIGNS

The Reds welcome banners and signs. To ensure that these articles do not distract from the enjoyment of other fans, the Reds have the following guidelines: Banners/signs cannot be displayed in the eyesight of the batter and/or hanging over the outfield fences. They should not infringe on the sightlines of other Great American Ball Park Guests. Additionally, banners/signs cannot be placed anywhere inside of the playing field, be commercial, political, derogatory or obscene as determined by the Reds. Banners/signs are not permitted in the Mercedes Benz Diamond Club seating section directly behind home plate. Signs must not utilize wood or metal material or other types of objects for support that could cause injury. Signage in approved areas may only be affixed with string or plastic ties. It is recommended that banners and signs be foldable or collapsible in order to comply with the 16" x 16" x 8" Major League Baseball size requirement. The Reds reserve the right to remove any banner/sign that is in violation of the policy and eject the Guest in control of the banner/sign.

BATTING PRACTICE

Batting practice begins two hours (2) before each home game. Times are approximate and subject to change without prior notification and at the discretion of either team. Be careful of batted and thrown balls while watching batting practice.

BIRTHDAYS

Looking for the perfect way to make your friends' or family members' special day extra special this season? For \$56 you can give them a Cincinnati Reds Birthday Package. Your special guest will receive a scoreboard message, Reds birthday card and a birthday package filled with Reds goodies delivered by the Scotts Reds Rally Pack. To inquire about a birthday package for your special occasion, including payment options, contact the Promotional Events Department at (513) 765-7100. Birthday Packages must be ordered three business days in advance.

BROADCASTING

Radio: The Reds Flagship Station, 700WLW, will carry every Reds regular season game again in 2018. The Cincinnati Reds Radio Network covers Reds Country with over 105 radio station affiliates in Ohio, Kentucky, Indiana, Illinois, West Virginia, Virginia, Tennessee and North Carolina.

TV: FOX Sports Ohio holds the exclusive local cable and telecast rights for Cincinnati Reds baseball. This season FOX Sports Ohio will broadcast four Spring Training games and 145 regular season games.

CARRY-IN ITEMS

To ensure the safety of all Guests, players and employees, carry-in items will be inspected prior to entrance into the ballpark or at any time while inside the ballpark. Bags, backpacks, purses, etc. larger than 16" x 16" x 8" will not be permitted into the ballpark in accordance with the Major League Baseball size requirement. For other information as to what is and is not allowed to be brought into Great American Ball Park, please peruse the A-Z Guide and see the list under "Prohibited Items". If you have a question, please call 513-765-7000 and we would be happy to assist you.

CERTIFICATES PRESENTED BY McDONALD'S®

Fans attending games at Great American Ball Park can now receive personalized certificates for the following occurrences:

- Anniversaries
- Birthdays
- First Reds Game
- Great Catch

Certificates can be requested at any Fan Accommodation location on Game Days. There is no cost to our Guests for these certificates. If you have a group of 10 or more please call ahead and we will have them ready for you at Fan Accommodations.

CODE OF CONDUCT

Major League Baseball and the Cincinnati Reds are committed to providing a safe and enjoyable ballpark environment.

The ballpark staff are trained and work to support a positive environment where:

- Guests will enjoy the baseball experience free from foul, abusive or derogatory language and obscene gestures

- Intervention with an unruly, impairs or intoxicated Guest will be handled in a prompt and safe manner
- Smoking, which includes use of tobacco and vapor products and E-Cigarettes, is prohibited
- Obscene or indecent clothing will not detract from the Guest experience
- Progress of the game will not be disrupted by Guests actions, unauthorized persons on the playing field, or occupying a seat that one is not ticketed to be in
- Guests will refrain from displays of affection that are inappropriate in a family setting
- Guests will not possess firearms, deadly weapons, dangerous ordinance or other items that can cause injury
- Guests will refrain from bringing prohibited items into Great American Ball Park. (see entry for PROHIBITED ITEMS)

CONCEALED WEAPONS LAW

It is illegal under Ohio Law to possess a firearm, deadly weapon, or dangerous ordinance on the property of Great American Ball Park. Unless otherwise authorized by law, "no person shall knowingly possess, have under the person's control, convey, or attempt to convey a deadly weapon or dangerous ordinance" into the ballpark. This prohibition includes those that possess valid CCW licenses from Ohio or any other government authority and retired law enforcement officers. Those that violate this policy will be denied entry, removed from the ballpark and/or criminally prosecuted.

CONCESSIONS

Delaware North (Sportservice) operates the food and beverage stands throughout Great American Ball Park. For information on concessions and other services that Delaware North (Sportservice) provides, please call (513) 765-7626.

DESIGNATED DRIVER

The safety of our Guests is paramount, this includes while traveling home.

Therefore, the Reds support designated drivers and proudly provide the "Budweiser Good Sport Designated Driver Program." Guests can sign up at any Fan Accommodation Station where they can receive up to two, free 12 ounce Coca-Cola products or \$1 O'Douls throughout the game. Those that sign up are registered for the Budweiser Good Sport Polo Drawing after every Thursday and Friday home game. Detailed rules and restrictions for these drawings are posted at TriHealth Fan Accommodation locations.

DIAPER CHANGING STATIONS

Baby changing tables are available in all public and family restrooms in Great American Ball Park.

ELEVATORS/ESCALATORS

For the convenience of our Guests requiring special assistance, 7 public elevators and 3 escalators are located throughout Great American Ball Park.

- 1 escalator inside Great American Ball Park located near Gapper's Alley. This escalator

transports Guests from the Terrace Level to the View Level. However, this escalator does not access the Suite or Club Level.

- 1 escalator located inside of the Kroger Fan Zone adjacent to the Reds Hall of Fame. This escalator transports Guests from the Terrace Level to the Club Level. Upon reaching the Club Level, Guests can use an adjacent escalator to reach the View Level.
- Elevators can be found behind Sections 101, 110, 121, 127, and 135.

FAN ACCOMMODATION STATIONS

There are two TriHealth Fan Accommodation Stations in Great American Ball Park:

- Terrace Level near Section 119
- View Level near Section 420

Guest-relations personnel will be on hand to assist Guests with any questions, comments or concerns. You can also pick up any certificate and Lost Child wristbands at Fan Accommodations.

THE FIOPTICS DISTRICT

This space, down the left-field line, occupies sections 408-410 and includes convenient access to the Cincinnati Bell GigaBar, a walk-in bar serving beer and liquor that is open to all Guests and features some of the newest technological developments Cincinnati Bell has to offer. Seating in The Fioptics District allows exclusive admittance to The District Rooftop above the GigaBar. This rooftop patio provides unique views of the Cincinnati skyline, comfortable furniture for watching the game on a 15-foot videoboard, a private bar, and offers bocce ball, cornhole and other games. District Tickets are \$15 and include a \$9 concession credit. Also part of The Fioptics District is The Cincinnati Bell Connections Sky Bar, a private group area that provides a spectacular view of the field with the river as a backdrop and features all-inclusive concessions offering food and a fully stocked bar.

FIREWORKS NIGHTS

Due to the close proximity of the postgame fireworks shows, the Reds are required to take several precautionary measures that could affect your ballpark visit.

- Guests sitting in the outfield seating sections 140-146 may want to move to gain a better view of the fireworks show.
- A portion of Mehring Way stretching from Old Broadway to the Mehring Way Garage Entrance will be closed to pedestrian and vehicular traffic at the end of the game and will not re-open until the conclusion of the fireworks show.
- Guests exiting the Ballpark Garage onto Pete Rose Way will be directed to go Eastbound only. Guests will not be permitted to go South on Old Broadway.
- Guests exiting the Ballpark Garage onto Mehring Way will be directed to go Westbound only. Guests will not be permitted to go East on Mehring Way from this location.
- Post-game fireworks shows are scheduled on the following dates for the 2018 season: 5/4, 5/18, 6/8, 6/22, 6/29, 7/4, 7/20, 7/27, 8/10, 8/17, 9/7 and 9/28.

FIRST AID STATIONS

First Aid Stations are staffed with trained medical personnel affiliated with TriHealth's Bethesda North and Good Samaritan Hospital.

Guests will find the Great American Ball Park First Aid Stations in the following locations:

- Terrace Level near Sections 125-126.
- On the Terrace Level near Sections 109-110.
- View Level near Section 411.

The medical personnel are on duty for all games and events. Should emergency medical services or medical assistance be needed, please refer to the nearest directional signage or ask any member of the Great American Ball Park staff.

FOUL BALLS

Guests are welcome to keep any foul ball hit into the stands. At no time should a foul ball be thrown back on the field or interfere with a ball in play. Anyone interfering with play or trespassing onto the playing field will be ejected and subject to prosecution. The game of baseball has certain risks and dangers incidental to the game, whether occurring prior to, during or subsequent to the actual playing of the game, including without limitation, injury from thrown bats, thrown or batted balls and spectator conduct. Guests are asked to keep alert on what is occurring around them and assume the risks and dangers incidental to the game as a condition of being at the ballpark.

GATES OPEN

In 2018, the below times will be used for specific game dates:

For games on 3/29 and 4/2, all gates will open 2 hours prior to game times.

For 4/12, 4/23, 4/24, 4/25, 9/6, 9/10, 9/11, 9/25, and 9/26, all gates will open 1 hour prior to game time. All other games, all gates will open 90 minutes prior to game time.

Game opening times may vary if a game is rescheduled.

GUEST INTERFERENCE

Guests intruding upon the playing field, in any restricted areas or interfere with play are subject to arrest, penalty of a 180-day jail term and a \$1,000 fine. We also ask that you do not throw objects onto the playing field. This could interfere with play and could result in injury to someone on the field. Any Guests with questions or problems during their visit to Great American Ball Park should see their seating coordinator, or a Reds representative at one of the Fan Accommodation Stations located at the Gap on the Terrace & View Levels.

HOMETOWN HERO

At every Reds game this season, a member of the United States Armed Forces (Army, Navy, Marine Corps, Air Force or Coast Guard) will be recognized as the "Cincinnati Bell Hometown Hero." Fans are encouraged to nominate a member of the Armed Forces by visiting www.reds.com/hero or contacting the Reds Promotional Events Department at (513) 765-7100.

iBEACONS

For those Guests using Apple iOS 7 or higher, the Reds offer automatic digital check-in and helpful ballpark information via iBeacons located around the ballpark. To participate, please enable your Bluetooth and location services on your iPhone or iPad.

KROGER FAN ZONE

Located on the Terrace Level along the west side of Great American Ball Park, the Kroger Fan Zone was built on the former site of Riverfront Stadium during the second and final phase of construction at Great American Ball Park. The Kroger Fan Zone features interactive games for kids including batting cages, a Wiffle® Ball Field, the Bob Evans Reds Heads Kids Clubhouse and a playset. On select days, the Wiffle® Ball Field may only have Run the Bases opportunities. Step right up and join the fun by playing our Kroger Fan Zone Carnival games including Gapper's Hit the Mit, Mr. Red's Bottle Break Up, Rosie's Ring Toss, Mr. Redlegs's Strikezone or Great American Ball Park Free Throw Challenge! Carnival game prices range from \$2-\$5 per game. In the event of rain, interactives may close for your safety and the safety of Reds Game Day Staff Members. All Fan Zone activities are open until the last out of the game. The Kroger Fan Zone also features many food and drink options including Bootlegger's Bar, the Mega Concession Stand and Mr. Red's Smokehouse presented by Montgomery Inn.

KROGER SWEET SPOT

Located down the third-base concourse near section 113, the Kroger Sweet Spot features many popular candy brands. Soft drinks and alcoholic beverages also will be available for purchase.

"LIVE BETTER" FOOD OPTIONS PRESENTED BY TRIHEALTH

Guests can enjoy a selection of healthier food items at the ballpark as identified by TriHealth in "Live Better" sections located within the two UDF Reds Market stores.

LOST AND FOUND

Guest may inquire about lost and found articles by calling (513)765-7095 or asking at the TriHealth Fan Accommodation Stations from gate opening to the conclusion of the game. On non-game days, Guests can call Security at (513) 765-7095. The Cincinnati Reds are not responsible for any items left on premises.

LOST CHILDREN/MISSING PERSONS

Guests should report a missing person to any ballpark staff member, law enforcement officer or at the Fan Accommodation Station immediately. Subsequently, efforts will be taken, working closely with the Cincinnati Police, to locate and reunite the missing person. To assist with missing children, parents can stop at either Fan Accommodation location or the Kids Club Clubhouse in the Fan Zone to pick up a wristband for their child to wear

during their visit. Parents can fill in their name, their child's name, and their phone number to assist Cincinnati Police and Security in the reunification process.

PAMPERS NURSING SUITE BUILT BY FISCHER HOMES

The Pampers Nursing Suite built by Fischer Homes is a private area open to moms and babies for breastfeeding. This space features comfortable gliders, a sink, ice and refrigeration, a private restroom, changing stations and lockers for storing your nursing items during the game. There are also rocking chairs outside the suite for comfort while waiting for an open nursing seat. To get there, go to the Champions Club elevator featuring Rosie Red and the Pampers Nursing Suite logo and take it to Suite Level. The Reds are excited to make games easy and fun for moms and babies. Only nursing mothers are permitted into the area.

PARKING

SP+Central Parking System manages the parking and onsite traffic operations at Great American Ball Park. SP+Central Parking is a transportation management company engaged in the leasing, management and ownership of commercial parking facilities. SP+Central Parking's mission is to operate a global parking and transportation management company dedicated to integrity, growth, professionalism, value and leadership and providing quality service to customers and clients. SP+Central Parking Systems can be contacted at the following:

SP+Central Parking Systems
99 E. Second St.
Cincinnati, OH 45202
(513) 946-8100

Great American Ball Park Parking Tips

Parking for Great American Ball Park is located on both the east and west sides of the ballpark.

For information on Accessible Parking, please see "Accessible Access" information, located under "A." Single game accessible parking is available to accessible guests in the eastern section of Central Riverfront Garage for \$20 or in the East Garage for \$10. These spaces are pay-upon-entry and are sold on a first come, first served basis, based on availability.

Handicap parking passes valid for Central Riverfront Garage can be purchased in advance by contacting the Reds at 513-765-7400, option 3.

On-Site Parking

Day of game parking is offered in the eastern side of Central Riverfront Garage for \$20, the western side of Central Riverfront Garage for \$15, East Garage for \$10, Broadway Ave Lot for \$20 or the Western Lots B or D for \$10. These areas are pay-upon-entry and are sold on a first come, first served basis, based on availability.

The Great American Ball Park parking lots open 3 hours before game time.

Main Parking Options

Visit Banksparking.com or reds.com/parking for more information

Accessible parking / Drop off

The accessible pickup/drop-off zone is located on Joe Nuxhall Way, from Second Street to Mehring Way, along the west side of Great American Ball Park. Cars, vans and small buses displaying a valid accessible placard or valid accessible license plate will be permitted to enter the pickup/drop-off zone beginning one half (1/2) hour before gates open to approximately one (1) hour after the conclusion of the game. Large school buses and large charter/tour buses are prohibited from entering this zone. Guests traveling to the ballpark in a large school bus or large charter/tour bus should contact the Group Sales department at (513) 765-7600 for information on bus pickup and drop-off locations.

Bus Parking

The Cincinnati Reds, in conjunction with the City of Cincinnati, Hamilton County and Metro, are happy to accommodate buses in the Riverfront Transit Center. The Transit Center is a parking tunnel located under Second Street and accessible from either end. It is the responsibility of the group leader to make arrangements for bus parking.

Due to the increased capacity in the Riverfront Transit Center, advance bus parking reservations are no longer necessary. Directions to the Transit Center will be sent to the group leader. Please share these directions with your bus driver.

All special-needs groups should make arrangements directly with the Reds prior to the game date by calling (513) 765-7600.

PROHIBITED ITEMS

Below is a short list of items that are prohibited to be brought into Great American Ball Park.

- Aerosols (spray sunscreen and bug spray permitted)
- Animals (with the exception of Service Animals)
- Masks
- Hoverboards
- Bodysuits
- Selfie Sticks
- Obscene or indecent clothing
- Pocket knives with blades longer than 3"
- Tripods or Monopods
- Alcoholic Beverages
- Items not able to be inspected
- Weapons of any kind
- Sticks, bats, poles, or clubs
- Bags larger than 16"x16"x8"
- Hard-Sided Coolers
- Drones
- Explosive Materials or Devices
- Noisemakers
- Illegal Substances or Paraphernalia
- Laser pens or pointers
- Frisbees or Beach Balls
- Signs or banners that are derogatory, vulgar, or political in nature. These also must fold and fit in the 16"x16"x8" box
- Glass bottles, cans, and opened plastic bottles. Sealed plastic bottles of non-alcoholic beverages are permitted

**This list is not all-inclusive and the Reds reserve the right to edit this at any time. If you have a question as to whether or not you can bring something to Great American Ball Park, please call 513-765-7000.*

PUBLICATIONS

Media Guide

The Cincinnati Reds Media Guide features complete player biographies and statistics, season recaps, information on the Reds' Major League and Minor League teams, and a comprehensive overview of the history of the organization. You can purchase the guide by visiting the Reds Team Shop by Majestic, the Gameday Pro Shop, and souvenir stands throughout Great American Ball Park.

Redlegs Insider

Redlegs Insider is a free, digital newsletter that is sent before each homestand during the season and contains insider info on all the latest Reds news, upcoming promotions, giveaways and special dates.

Reds Yearbook Magazine

The new yearbook magazine is published two times during the season. This publication combines profiles of Reds players, opponents and minor leaguers with historical Reds features and an expanded guide to the Cincinnati Reds Hall of Fame and Museum. Fans also will find information on the club's community involvement, upcoming promotions, facts about Great American Ball Park, a scorecard and much more. The Reds Yearbook Magazine can be purchased through vendors and various souvenir stands around the ballpark, the Reds Team Shop by Majestic, the Gameday Pro Shop and online at reds.com.

Scorecard

A free scorecard featuring rosters for the Reds and their opponents is included in each issue of Reds Yearbook Magazine. Supplemental scorecard sheets are available free of charge at Fan Accommodation Stations while supplies last. Rosters will not be listed on the complimentary scorecards.

REDS AUTHENTICS

Reds Authentics is the premier outlet for all MLB authenticated, game-used and autographed memorabilia from current Reds players. On game days, stop by the Reds Game-Used Authentics Store at Retail Row inside the main gates for deals on a variety of unique items, including game-used jerseys, baseballs, bats, bases and more. Follow us on Twitter @RedsAuthentics for inventory updates and stay up-to-date on Reds auctions at reds.com/auctions. All proceeds through Reds Authentics benefit the Reds Community Fund. For more information regarding Reds Authentics, visit reds.com/authentics or contact us at gameused@reds.com.

REDS HALL OF FAME AND MUSEUM BATTING CAGES PRESENTED BY BEACON ORTHOPAEDICS AND SPORTS MEDICINE

Step up and take a swing in the Hall of Fame batting cages and show off your batting skills to your friends and family. For a small donation to the Hall of Fame, you can choose from one of the two cages that throw at different speeds. It's fun

for all skill levels. Cages open with ballpark gates each home game and remain open until the end of the game.

RE-ENTRY POLICY

Limited re-entry is permitted at Great American Ball Park.

New in 2018, Guests can use the re-entry system by reporting to the designated gates at the Gapper's Alley, to have their ticket marked. Guests are subject to metal detection screening upon re-entry and there will be no carry in items permitted through the re-entry gate. If a Guest uses any other gate, other than the designated gate for re-entry to exit they will not be able to partake in the re-entry service.

RETAIL ROW

With Retail Row, Guests can now get what they need from a number of popular ballpark spots in one convenient location. Stretching from the front gates behind home plate down to Gapper's Alley along the third-base line, Retail Row features Fan Club Corner, the Game-Used Authentics Store, Season Ticket Holder Central, the Split the Pot Booth, and the Majestic Home Plate Shop.

SCOREBOARD MEMORIES

Were you caught on camera? Fans that participate in selected pregame and in-game promotions at Great American Ball Park are able to purchase the footage shown on the video boards for just \$27. Once available, a downloadable link will be sent via email for you to share your special moment with family and friends. Please visit reds.com/memories to order or call the Promotional Events department at (513) 765-7100 for more information. Not all video board footage is recorded, so please be sure to ask a Promotional Events representative if your special moment will be available.

SCOREBOARD MESSAGES

For \$40, you can deliver a special message to commemorate a birthday, anniversary, marriage proposal or other special moments at Great American Ball Park. Message length is limited to 50 characters and the ordering deadline is three business days before the game date. To order a scoreboard message, visit www.reds.com/messages or call the Promotional Events Department at (513) 765-7100.

Scoreboard messages are complimentary to groups purchasing 15 or more tickets to a Reds game. Please call the group sales team at 513-765-7600 with any questions.

SMOKING POLICY

Great American Ball Park has been designated as a completely non-smoking facility under Ohio Law. Therefore, it is the obligation of ballpark staff to insure that smoking, which includes the use of tobacco and vapor devices, does not occur inside Great American Ball Park. Violators may be subject to ejection and potential fines. There is

a designated smoking area, outside of GATE B - Gapper's Alley behind Section 119, that is available for those that wish to smoke. Guests inside of the ballpark can use the re-entry gate at the Gapper's Alley gates to gain access to the smoking area. Guests are subject to metal detection screening upon re-entry and there will be no carry-in items permitted through the re-entry gate. If a guest uses any other gate, other than the 2 designated for Re-Entry, to exit they will not be able to partake in the re-entry service.

The smoking area may permanently or temporarily be closed and/or individuals refused at the sole discretion of ballpark management.

STROLLERS

Great American Ball Park welcomes Guests that bring and utilize their own strollers. However, the use of strollers should not in any way inhibit general Guest movement, block any aisle, or be placed under your seats. If not in use, they must be stored. Please meet a Fan Accommodations representative for assistance with our stroller corrals. Strollers are not available to rent. Strollers may be subject to search prior to entry by Reds security staff.

TEXTING FOR SAFETY AND SECURITY

In the event that you have an issue while at Great American Ball Park and need to reach our Security Staff, you can text "REDS" and your issue to 69050. Security Staff will reply and staff will be dispatched to your area, if needed.

UMBRELLA POLICY

Umbrellas are permitted in the ballpark. For the safety and consideration of your fellow Guests, please do not open your umbrella in crowded areas. Please do not obstruct the view of your fellow Guests. Those obstructing the view of a fellow Guest will be asked to lower their umbrella.

WHEELCHAIRS

Guests in need of a wheelchair transport can make their request to the nearest Cincinnati Reds Event Staff Employee, either of the two Fan Accommodation Stations located at Sections 119 and 420 near Gapper's Alley, or at any of the First Aid Stations located near Sections 109, 127 or 409. Our Game Day Team member will escort you to your seat and can pick you up when you are ready to leave. Wheelchairs are not available for personal use during the event.

WI-FI PRESENTED BY CINCINNATI BELL

Wi-Fi is available to the public at no charge. The GABP Wi-Fi network is named "redswifi" and does not need a password.

BALLPARK SEATING



DIRECTIONS TO GREAT AMERICAN BALL PARK

From I-71/I-75 northbound

Take the 2nd Street exit on your right after crossing the Brent Spence Bridge. Stay on 2nd Street heading EAST.

From I-75 southbound

Take the 2nd Street exit on the left toward Downtown/Riverfront. Stay on 2nd Street heading EAST.

From I-71 southbound

Take the 3rd Street exit on the left toward Downtown/Riverfront. Turn LEFT onto Walnut Street. Turn LEFT onto 2nd Street.

From US 50 westbound (Columbia Parkway)

Take the 6th Street exit on the right. Turn LEFT onto Sycamore Street. Turn RIGHT onto 3rd Street. Turn LEFT onto Walnut Street. Turn LEFT onto 2nd Street.

From US 50 eastbound

Take the 2nd Street exit on the right toward Downtown. Stay on 2nd Street heading EAST.

From I-471 northbound

Take the 3rd Street exit on your right after crossing the Daniel Carter Beard Bridge. Take 3rd Street to Walnut Street. Turn LEFT onto Walnut Street. Turn LEFT onto 2nd Street.

For additional information, visit reds.com/parking

TICKET INFORMATION



SEASON TICKETS

For information on Full-Season, Weeknight, Weekend, Half-Season Mix or 20-Game ticket packages, call the Reds Season Sales department at (513) 765-7500.

GROUP TICKETS

Preferred seating, a special scoreboard salute and VIP treatment are extended to groups of 25 or more. Ask about our Special Group Events or one of our Party Areas. For details, contact the Reds Group Sales department at (513) 765-7600.

PREMIUM TICKETS

For more information on tickets in any of our Premium Seating areas call the Reds Premium Sales department at (513) 765-7210.

TICKETS BY PHONE

In Cincinnati, (513) 381-REDS (7337).
Outside the Greater Cincinnati area, call toll free, (877) 647-REDS (7337)

TICKETS ONLINE

Tickets may also be purchased through the Reds Web site at reds.com.

TICKETS IN PERSON

Purchase tickets at *Great American Ball Park
* No Service Charge

GAME-DAY PURCHASE

Purchase your tickets at Great American Ball Park. Advance ticket windows are located in Crosley Terrace, outside of the main gate at Second Street and Joe Nuxhall Way.

CHILDREN'S TICKET POLICY

Children younger than three years of age who sit on an adult's lap do not require a ticket for admission.

REDS GIFT CARDS

Reds gift cards are available in any denomination. For more information on this gift idea, contact the Reds Ticket Office at (513) 765-7400.



2018 NOTES



2018 NOTES



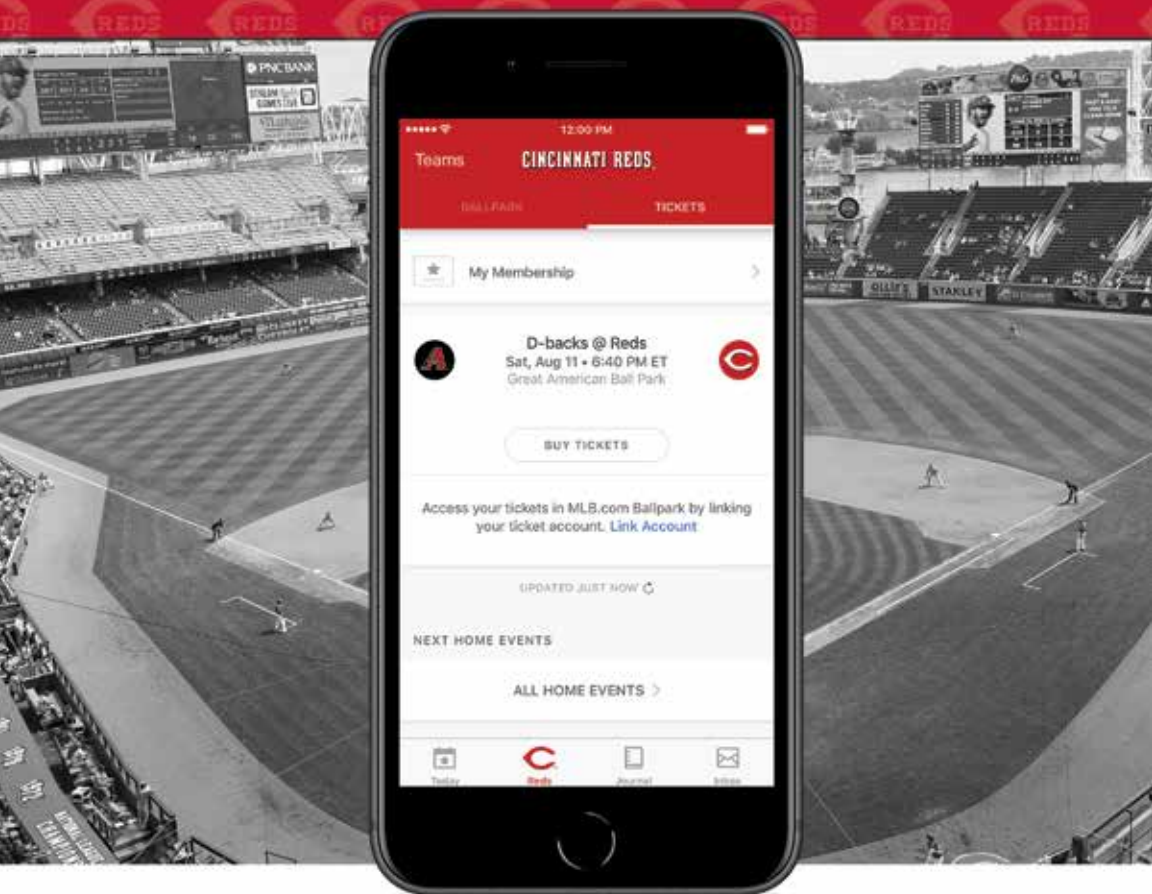
2018 NOTES



2018 NOTES



The Official App of Great American Ball Park



Personalize and Share Your Visit to Great American Ball Park. Every Ballpark experience you're looking for...on your phone. Tickets, photos, check-in offers, exclusive content, and more.



Ballpark™



2018 SCHEDULE

REDS	SUN	MON	TUE	WED	THU	FRI	SAT
MAR./APRIL 2018					29 WSH	30	31 2:10 WSH
		1 4:10 F WSH	2 4:10 CNC	3 6:40 CNC	4	5 7:05 PIT	6 7:05 PIT
		8 1:35 PIT	9 7:05 PHI	10 7:05 PHI	11 7:05 PHI	12 6:40 STL	13 6:40 STL
		15 1:10 F STL	16 7:40 MIL	17 7:40 MIL	18 1:40 MIL	19	20 8:35 STL
		22 2:15 MIN	23 6:40 ATL	24 6:40 ATL	25 6:40 ATL	26 12:35 ATL	27
		29 3 MIN	30				28 2:10 MIN

REDS	SUN	MON	TUE	WED	THU	FRI	SAT
JULY 2018	R F	1 1:10 MIL	2 7:10 CWS	3 7:10 CWS	4 7:10 CWS	5	6 2:20 CNC
		8 2:20 CNC	9 7:10 CLE	10 7:10 CLE	11 7:10 CLE	12	13 8:15 STL
		15 2:15 STL	16	17	18	19	20 7:10 PIT
		22 1:10 F PIT	23 7:10 STL	24 7:10 STL	25 12:35 STL	26 7:10 PHI	27 7:10 PHI
		29 1:10 F PHI	30	31 7:10 DET			28 7:10 PHI

REDS	SUN	MON	TUE	WED	THU	FRI	SAT
MAY 2018			1 7:10 S MIL	2 7:10 MIL	3	4 7:10 FW MIA	5 7:10 MIA
		6 4:10 F MIA	7 7:10 NYM	8 12:35 NYM	9 12:35 B NYM	10 10:10 LAD	11 10:10 LAD
		13 4:10 LAD	14 10:15 SF	15 10:15 SF	16 3:45 SF	17	18 7:10 FW CNC
		20 1:10 F CNC	21	22 7:10 PIT	23 7:10 PIT	24 12:35 PIT	25 8:40 COL
		27 3:10 COL	28 4:10 ARI	29 8:40 ARI	30 3:40 ARI	31	26 9:10 COL

REDS	SUN	MON	TUE	WED	THU	FRI	SAT
AUGUST 2018				1 1:10 DET	2 7:05 WSH	3 7:05 WSH	4 7:05 WSH
		5 1:35 WSH	6 7:10 NYM	7 7:10 NYM	8 12:10 NYM	9	10 7:10 F ARI
		12 1:10 F ARI	13 7:10 CLE	14 7:10 S GLE	15 7:10 CLE	16	17 7:10 FW SF
		19 1:10 F SF	20 8:10 MIL	21 8:10 MIL	22 2:10 MIL	23 8:05 CNC	24 2:20 CNC
		26 2:20 CNC	27	28 7:10 MIL	29 7:10 MIL	30 12:35 S MIL	31 8:15 STL

REDS	SUN	MON	TUE	WED	THU	FRI	SAT
JUNE 2018						1 10:10 SD	2 8:40 SD
		3 8:10 SD	4	5 7:10 COL	6 7:10 COL	7 12:35 S COL	8 7:10 FW STL
		10 1:10 F STL	11	12 8:15 KC	13 8:15 KC	14	15 7:05 PIT
		17 1:35 PIT	18	19 7:10 DET	20 12:35 S DET	21 7:10 T CNC	22 7:10 FW CNC
		24 1:10 F CNC	25 7:35 ATL	26 7:35 ATL	27 12:10 ATL	28 7:10 T MIL	29 7:10 FW MIL
		30					31 4:10 MIL

REDS	SUN	MON	TUE	WED	THU	FRI	SAT
SEPTEMBER 2018							1 7:15 STL
		2 2:15 STL	3 1:35 PIT	4 7:05 PIT	5 7:05 PIT	6 6:40 T SD	7 6:40 FW SD
		9 1:10 F SD	10 6:40 LAD	11 6:40 M LAD	12 12:35 S LAD	13	14 2:20 CNC
		16 2:20 CNC	17 7:40 MIL	18 7:40 MIL	19 7:40 MIL	20 7:10 MIA	21 7:10 MIA
		MIA 1:10 PIT 3:10	23 30	24	25 6:40 KC	26 6:40 S KC	27
							28 6:40 FW PIT
							29 4:10 PIT

HOME **AWAY**

Schedule and promotions are subject to change. Times are ET. All games can be heard on the Reds on Radio Network.

reds.com

FAMILY SUNDAYS PRESENTED BY KLOSTERMAN BAKERY

Sundays are family days at the ballpark! Enjoy a special ticket offer, live mascot races, face painters and more. Some restrictions apply. Available in advance of game day only. Tickets available at reds.com/Family.

SENIOR CITIZEN SPECIALS PRESENTED BY ST. ELIZABETH HEALTHCARE ORTHOPAEDICS

Fans 50 and older may purchase select non-premium tickets at half-price in advance of game day only. Each ticket includes free same-day admission to the Reds Hall of Fame and Museum. Excludes Fioptrics District, Upper View Level, Value View and Kroger Bleachers.

RUN THE BASES DAYS

Fans of all ages can line up after the game to run the bases, with a priority line for Reds Heads Kids Club members.

PAYCOR BUSINESS DAY SPECIALS

For \$20, fans can purchase a View Level ticket and receive \$10 in concession credits. Drop your business card in the container at a Fan Accommodation Station and you could win tickets to the next Business Day Game.

MILITARY APPRECIATION DAYS

Activities will include ceremonies honoring military groups. Special ticket offers are available for military members in advance of game day only at reds.com/Military.

THIRSTY THURSDAYS

For all Thursday Reds home games excluding Opening Day, fans can purchase a \$30 package that includes a Field Box ticket and a \$10 concession credit valid for food and beverages. Available only at reds.com/Thursday.

FIREWORKS FRIDAYS