

ORIOLES 1957 SCHEDULE

HOME GAMES IN ORANGE PANELS

APRIL

SUN	MON	TUE	WED	THU	FRI	SAT
14	15 Wash.	16 Boston	17	18 Was. (N)	19	20 Wash.
21 Was. (2)	22 Boston	23 Boston	24 N.Y.	25	26 Was. (N)	27 Wash.
28 Was. (2)	29	30 Chicago				

MAY

SUN	MON	TUE	WED	THU	FRI	SAT
			1 Chicago	2	3 Cle. (N)	4 Det. (N)
5 Detroit	6 Detroit	7 K.C. (N)	8 K.C. (N)	9	10 N.Y. (N)	11 N.Y. (N)
12 N.Y.	13	14 Cle. (N)	15 Cle. (N)	16 Cle. (N)	17 Chi. (N)	18 Chicago
19 K.C. (2)	20 K.C. (N)	21 Det. (N)	22 Det. (N)	23	24 Bost. (N)	25 Boston
26 Bost. (2)	27 Was. (N)	28	29 Boston	30 Bost. (2)	31 N.Y. (N)	

JUNE

SUN	MON	TUE	WED	THU	FRI	SAT
						1 N.Y.
2 N.Y. (2)	3	4 K.C. (N)	5 K.C. (N)	6 K.C. (N)	7 Chi. (N)	8 Chicago
9 Chi. (2)	10	11 Det. (N)	12 Detroit	13 Detroit	14 Cle. (N)	15 Cleve.
16 Cle. (2)	17	18 Chi. (N)	19 Chi. (N)	20 Chicago	21 Det. (N)	22 Det. (N)
23 Detroit	24 Det. (N)	25 K.C. (N)	26 K.C. (N)	27	28 Cle. (N)	29 Cle. (N)
30 Cleve.						

JULY

SUN	MON	TUE	WED	THU	FRI	SAT
	1 N.Y. (N)	2 N.Y.	3 Was. (N)	4 Wa. 1:30	5 Bost. (N)	6 Boston
7 Boston	8	9	10	11 Cle. (N)	12 Cle. (N)	13 Cleve.
14 Det. (2)	15	16 Chi. (N)	17 Chicago	18 Chicago	19 K.C. (N)	20 K.C.
21 K.C. (2)	22	23 Det. (N)	24 Det. (N)	25 Detroit	26 Chi. (N)	27 Chi. (N)
28 Chicago	29 Chi. (N)	30 Cle. (N)	31 Cle. (N)			

AUGUST

SUN	MON	TUE	WED	THU	FRI	SAT
				1	2 K.C. (N)	3 K.C. (N)
4 K.C.	5	6 Bost. (N)	7 Bost. (N)	8 Boston	9 N.Y. (N)	10 N.Y. (N)
11 N.Y.	12	13 Was. (N)	14 Was. (N)	15	16 N.Y. (N)	17 N.Y.
18 N.Y. (2)	19	20 Det. (N)	21 Detroit	22 Detroit	23 K.C. (N)	24 K.C.
25 Chi. (2)	26	27 Cle. (N)	28 Cle. (N)	29 Cleve.	30 Bost. (N)	31 Bost. (N)

SEPTEMBER

SUN	MON	TUE	WED	THU	FRI	SAT
1 Boston	2 N.Y. (2)	3 N.Y.	4 Was. (N)	5 Wash.	6 Bost. (N)	7 Boston
8 Boston	9	10 K.C. (N)	11 K.C. (N)	12 K.C. (N)	13 Det. (N)	14 Detroit
15 Cle. (2)	16 Cle. (N)	17 Chi. (N)	18 Chi. (N)	19	20 Was. (N)	21 Was. (N)
22 Wash.	23	24 N.Y.	25 N.Y.	26	27 Was. (N)	28 Wash.
29 Wash.	30					

HOME (N)—NIGHT (2)—DOUBLEHEADERS

Baltimore

Orioles

1957



SCOTTSDALE STADIUM




HARTZEL

1957

Press • Radio • TV

GUIDE



BALTIMORE ORIOLES

1957

PRESS ☆ RADIO ☆ TV ☆ GUIDE

OFFICERS AND STAFF

JAMES KEELTY, JR. *President*
 WILLIAM WALSHINGHAM *Executive Vice President*
 ROBERT J. GILL *Secretary*
 WILLIAM F. SCHLUDERBERG *Treasurer*
 LEWIS N. MACCUBBIN *Assistant Secretary-Treasurer*

BOARD OF DIRECTORS

JOSEPH A. W. IGLEHART, *Chairman*

WILLIAM H. CALLAHAN, JR.	W. WALLACE LANAHAN, JR.
HAROLD I. FINK	THOMAS MULLAN
ROBERT J. GILL	HENRY A. PARR, III
JAMES KEELTY, JR.	WILLIAM F. SCHLUDERBERG
ZANVYL KRIEGER	JOHN M. WILLIS

PAUL R. RICHARDS *Manager-General Manager*
 JACK DUNN, III *Assistant General Manager-Traveling Secretary*
 HERBERT E. ARMSTRONG *Business Manager*
 JAMES M. McLAUGHLIN *Director of Minor League Clubs*
 ELMER BURKART *Ticket Manager*
 PAUL E. WELSH *Public Relations Director*

MANAGER AND STAFF

PAUL R. RICHARDS, *Manager*

Coaches	DR. ERWIN MAYER <i>Team Physician</i>
JAMES ADAIR	JOHN DISKIN <i>Clubhouse Manager</i>
HARRY BRECHEEN	EDWARD WEIDNER <i>Trainer</i>
LUMAN HARRIS	
ALBERT VINCENT	

JOSEPH BROWN
Grounds Supervisor

NOTE

For additional information, photos or any press, radio or television assistance, contact . . .

Orioles Public Relations Office:

MEMORIAL STADIUM Baltimore 18, Md.	SAFARI HOTEL (Whitney 5-0721) or SCOTTSDALE STADIUM (Whitney 5-0744) Scottsdale, Arizona
Chesapeake 3-9800	



MINOR LEAGUE ORGANIZATION

JAMES M. McLAUGHLIN, *Director of Minor League Clubs*

HARRY I. DALTON, *Assistant to the Director of Minor League Clubs*

Club	League	Class	'55	'56	Manager
Vancouver, British Columbia	Pacific Coast	Open	8	8	Charlie Metro
San Antonio, Texas	Texas	AA	2	5	Joe Schultz
Knoxville, Tennessee	Sally	A	—	8	George Staller
Aberdeen, South Dakota	Northern	C	4	4	Billy Capps
Phoenix, Arizona	Arizona-Mexico	C	3	4, 2	Bob Hooper
Paris, Texas	Sooner State	D	4	4	Barney Lutz
Thomson, Georgia	Georgia State	D	—	4, 2	Earl Weaver
Fitzgerald, Georgia	Georgia-Florida	D	—	8	

Note: San Antonio owned outright by Baltimore; Vancouver has limited working agreement; all others have full working agreements.

Spring Training Data—Vancouver at Riverside, Calif., on March 6; San Antonio at Scottsdale on March 13; Farm general headquarters and all others training at Thomasville, Ga.; batterymen on March 15 and all others on March 19.

★ ★ ★

SCOUTING STAFF

General Assignments

ARTHUR EHLERS 4312 Parkside Drive Baltimore, Md.	FRED HOFMANN 549 Broadway Dunedin, Fla.	FRANK MCGOWAN 785 Townsend New Haven, Conn.
--	---	---

Regional Assignments

WILLIAM ALLEN 1316 Pillow Street Nashville, Tenn.	FRED FRANCIS 35 Shenandoah Street St. Augustine, Fla.	GEORGE MAISEL 513 Virginia Ave. Catonsville, Va.
LEON AUSTIN 1837 E. Oak Street New Albany, Ind.	PHIL GALLIVAN 2002 Juliet Street St. Paul, Minn.	GEORGE MUCEY 720 Sara Drive Washington, Pa.
LINDSAY BROWN c/o Union Stockyards San Antonio, Texas	ELMER GRAY 615 Warrington Avenue Pittsburgh, Pa.	HAL NEWHOUSER 26057 Franklin Road Franklin, Mich.
STANLEY BOLTON 4426 Mentone Street San Diego, Calif.	REX GREAVES 331 Cedar Hills Road Falls Church, Va.	RED NORRIS Red Spring, N. C.
MIKE CATRON 2313 Killen Court Compton, Calif.	JOHN HARRIS 1408 10th Place, So. Birmingham, Ala.	FRANK PIET 1610 E. Geneva Road Wheaton, Ill.
JOE CUSICK 171 Hilltop Drive Cranston, R. I.	JOHN KALL 5218 Joseph Street Maple Heights, Ohio	JAMES RUSSO 525 No. Detroit Bellefontaine, Ohio
LOUIS D'ANNUNZIO 2221 Highview Dearborn, Mich.	DON McSHANE 325 Buckingham Way San Francisco, Calif.	JOHN SANDERS 501 3rd Avenue Garwood, N. J.
LINDSAY DEAL 2507 So. Cross Street Little Rock, Calif.	FRITZ MAISEL 507 Virginia Ave. Catonsville, Md.	JAMES WEAVER 200 Albany Avenue Barrington, N. J.
CLAUDE J. DIETRICH 668 Harter Road Dallas, Texas		DEL WILBER 513 Woodleaf Court Kirkwood, Mo.

★ ★ ★

STADIUM DIMENSIONS

Home Plate to Left Field.....	309 ft
Home Plate to Left Center Field.....	447 ft.
Home Plate to Center Field.....	450 ft.
Home Plate to Right Center Field.....	447 ft.
Home Plate to Right Field.....	309 ft

SEATING CAPACITY . . . 47,778

TOP ORIOLE RECORDS

★ ★ ★

Major League

BATTING	NAME	LEAGUE	YEAR	RECORD
Most Games	Willy Miranda	American	1955	153
Most At Bats	George VanNaltren	National	1892	604
Most Runs	Joe Kelley	National	1894	167
Most Hits	Willie Keeler	National	1897	243
Most Total Bases	Willie Keeler	National	1894	305
Most Doubles	James Halmes	National	1899	31
Most Triples	James Williams	American	1902	23
Most Home Runs	Gus Triandos	American	1955	12
(Previous Record)	Gus Triandos	American	1956	88
Most Runs Batted In	Gus Triandos	American	1955	65
(Previous Record)	George VanNaltren	National	1892	42
Most Sacrifice Hits	William Shindle	National	1893	42
(Tie)	John McGraw	National	1894	77
Most Stolen Bases	Willie Keeler	National	1897	77
(Tie)	Bob Nieman	American	1956	90
Most Bases on Balls	Cal Abrams	American	1955	89
(Previous Record)	Gus Triandos	American	1956	73
Strikeouts, Most	Willy Miranda	American	1956	73
(Tie)	Cal Abrams	American	1955	69
(Previous Record)	Clint Courtney	American	1954	7
Strikeouts, Fewest				
Highest Batting Average	Willie Keeler	National	1897	(122 games) .432
PITCHING	NAME	LEAGUE	YEAR	RECORD
Most Games	George Zuverink	American	1956	62
(Previous Record)	G. W. Cobb	National	1892	48
Most Games Started	Joe McGinnity	American	1901	48
Most Complete Games	Joe McGinnity	American	1901	46
Most Games Finished	George Zuverink	American	1901	39
Most Wins	George Zuverink	American	1956	40
Most Losses	Matt Kilroy	Am. Assn.	1887	46
Best Percentage	G. W. Cobb	National	1892	39
Most Bases on Balls	Jerry Napps	National	1897	.792 (19-5)
Most Strikeouts	Robert Turley	American	1954	181
	Matt Kilroy	Am. Assn.	1886	505

★ ★ ★

American League

BATTING	NAME	YEAR	RECORD
Most Games	Willy Miranda	1955	153
Most At Bats	John Seymour	1901	552
Most Runs	James Williams	1901	114
Most Hits	John Seymour	1901	167
Most Total Bases	James Williams	1901	252
Most Doubles	Albert Selbach	1902	29
Most Triples	James Williams	1902	23
Most Home Runs	Gus Triandos	1956	21
(Previous Record)	Gus Triandos	1955	12
Most Runs Batted In	Gus Triandos	1956	88
(Previous Record)	Gus Triandos	1955	65
Most Sacrifice Hits	William Gilbert	1902	20
Most Stolen Bases	William Gilbert	1902	37
Most Bases on Balls	Bob Nieman	1956	90
(Previous Record)	Cal Abrams	1955	89
Strikeouts, Most	Gus Triandos	1956	73
(Previous Record)	Willy Miranda	1956	73
Strikeouts, Fewest	Cal Abrams	1955	69
(Previous Record)	Clint Courtney	1954	7
Highest Batting Average	Willie Keeler	1901	(122 games) .341
PITCHING	NAME	YEAR	RECORD
Most Games	George Zuverink	1956	62
(Previous Record)	Joe McGinnity	1901	48
Most Games Started	Joe McGinnity	1901	46
Most Complete Games	Joe McGinnity	1901	39
Most Games Finished	George Zuverink	1956	40
Most Wins	Joe McGinnity	1901	26
Most Losses	Harry Howell	1901	21
Best Percentage	Donald Larsen	1954	21
(Tie)	Francis Foreman	1901	.632 (12-7)
Most Bases on Balls	Ray Moore	1956	.632 (12-7)
Most Strikeouts	Robert Turley	1954	181
Most Innings Pitched	Robert Turley	1954	185
Most Shutouts	Joe McGinnity	1901	378
	Joe Coleman	1954	4
Most Home Runs Allowed	Jim Wilson	1955	4
	Donald Larsen	1954	18

4

1957 EXHIBITION SCHEDULE

Mar.	Mar.
9 Chicago Cubs at Mesa	28 New York Giants at Phoenix
10 Chicago Cubs at Scottsdale	29 New York Giants at Scottsdale
11 Cleveland Indians at Scottsdale	30 New York Giants at Phoenix
12 New York Giants at Phoenix	31 Cleveland Indians at Tucson
13 Cleveland Indians at Tucson	
14 New York Giants at Scottsdale	Apr.
15 Chic. Cubs at Los Angeles (Night)	1 OPEN DATE
16 Chicago Cubs at Los Angeles	2 Chicago Cubs at Douglas
17 Chicago Cubs at Los Angeles	3 Chicago Cubs at El Paso
18 OPEN DATE	4 Chicago Cubs at Alpine
19 Cleveland Indians at Scottsdale	5 Chic. Cubs at San Antonio (Night)
20 Cleveland Indians at Tucson	6 Chicago Cubs at San Antonio
21 New York Giants at Scottsdale	7 Chicago Cubs at San Antonio
22 Chicago Cubs at Scottsdale	8 Chicago Cubs at Dallas
23 Chicago Cubs at Mesa	9 Chicago Cubs at Dallas
24 Chicago Cubs at Scottsdale	10 Chicago Cubs at Memphis
25 New York Giants at Phoenix	11 Chicago Cubs at Knoxville
26 Cleveland Indians at Scottsdale	12 Cinn. Redlegs at Balto. (Night)
27 OPEN DATE	13 Cincinnati Redlegs at Baltimore
	14 New York Giants at Baltimore

★ ★ ★

TRAINING HEADQUARTERS

SAFARI HOTEL

SCOTTSDALE, ARIZONA

Pre-Camp School at Scottsdale, Arizona, February 22

Regular Camp opens on February 28

★ ★ ★

SPRING TRAINING HOTELS

Los Angeles, California.....	Billmore Hotel.....	March 15, 16
Douglas, Arizona.....	Gadsden Hotel.....	April 2
El Paso, Texas.....	Hilton Hotel.....	April 3
Alpine, Texas.....	Holland Hotel.....	April 4
San Antonio, Texas.....	Hotel St. Anthony.....	April 5, 6
Dallas, Texas.....	Hotel Adolphus.....	April 8, 9
Memphis, Tennessee.....	Hotel Peabody.....	April 10
Knoxville, Tennessee.....	Hotel Farragut.....	April 11

★ ★ ★

AMERICAN LEAGUE HOTELS

BOSTON.....	Kenmore	KANSAS CITY.....	Town House
CHICAGO.....	Conrad Hilton		Kansas City, Kans.
CLEVELAND.....	Cleveland	NEW YORK.....	Commodore
DETROIT.....	Statler	WASHINGTON.....	DuPont Plaza

5

**Members of the
BALTIMORE CHAPTER OF
THE BASEBALL WRITERS ASSOCIATION OF AMERICA**

HUGH TRADER, *News Post*, Chairman

GEORGE BOWEN, *Associated Press*
RALPH BRACKBILL, *Evening Sun*
CARL BUCHELE, *Morning Sun*
JIM ELLIS, *Evening Sun*
NEAL ESKRIDGE, *News Post*
C. M. GIBBS, *Morning Sun*

LOU HATTER, *Morning Sun*
ARTHUR JANNEY, *News Post*
JESSE LINTHICUM, *Morning Sun*
BOB MAISEL, *Morning Sun*
PAUL MENTON, *Evening Sun*
RODGER PIPPEN, *News Post*

MURRAY WIEMAN, *Evening Sun*

RADIO-TELEVISION INFORMATION

PLAY-BY-PLAY ANNOUNCERS

Ernie Harwell, Larry Ray and Herb Carneal

Sponsor

Gunther Brewing Company sponsors television and half of radio. Remaining half of radio rights were purchased by station WBAL for re-sale to local sponsors. Network includes over 50 stations in 7 states.

Originating Stations

Radio—WBAL, Baltimore
Television—WAAM-TV, WBAL-TV and WMAR-TV, Baltimore

Number of Games

Radio—all games, home and away
Television—21 Home Games • 37 Away Games

ATTENDANCE DATA

Season Home Attendance, 1956.....	901,201
Season Home Attendance, 1955.....	852,039
Season Home Attendance, 1954.....	1,060,910
Average per date, 1956 (67 dates).....	13,539
Average per game, 1956 (77 games).....	11,704
Season Road Attendance, 1956.....	678,173
Largest Opening Day Attendance.....	46,354
(vs. Chicago, April 15, 1954)	
Largest Single Night Game Attendance.....	43,383
(vs. Cleveland, April 21, 1954)	
Largest Double-header Attendance.....	46,796
(vs. New York, May 16, 1954)	
Largest Annual Attendance (1954).....	1,060,910

1956 Attendance Breakdown by Visiting Clubs

	TOTAL	PCT.	DATES	AVERAGE
New York	207,405	23.0	11	18,855
Boston	128,692	14.3	8	16,087
Cleveland	126,664	14.1	10	12,666
Washington	125,323	13.9	10	12,532
Chicago	117,646	13.1	8	14,706
Detroit	106,732	11.8	9	11,859
Kansas City	88,739	9.8	11	8,067
	901,201	100.0	67	13,539

ATTENDANCE NOTES

The Orioles played 42 night games in 1956, 4 of which were played as the second half of twilight-night double-headers. The largest crowd to see an Oriole game last year was on the night of May 25 when 37,070 fans attended the game against the New York Yankees. 33,791 followers attended the Memorial Day double-header with the Boston Red Sox. The average crowd for a 1956 night game was 14,044. Five Sunday double-headers plus the Memorial day double-header attracted an average of 21,410. Six single Sunday games drew an average of 11,414. Six Saturday afternoon games averaged 8,669 whereas seven weekday afternoon games averaged 8,915.

In 1956, the Orioles made the largest gain in home attendance in the American League showing a rise of 49,162 over 1955, in a period when total American League attendance showed a drop of 1,049,288 over the previous year. With the N. Y. Yankees, the Baltimore team was one of only 2 teams showing increased road attendance.

1956 CLUB STATISTICS

SHUT-OUTS Won 10, Lost 10	DOUBLE HEADERS Won 8, Lost 9, Split 8
ONE-RUN GAMES Won 28, Lost 23	ORIOLES vs. LEFTHANDERS Won 19, Lost 25
EXTRA-INNING GAMES Won 6, Lost 7	ORIOLES vs. RIFTHANDERS Won 51, Lost 59

DOUBLE PLAYS

By Orioles 142, By Opponents 163

NIGHT GAMES

Won 32, Lost 34

* * *

1957 TEAM STATISTICS

Average Age.....	25.8 years
Average Height.....	6'
Average Weight.....	183¼ lbs.

* * *

**FORMER ORIOLES NOW HONORED IN BASEBALL'S
HALL OF FAME**

Roger P. Bresnahan	Hugh A. Jennings
Dennis Brothers	William H. Keeler
William A. Cummings	Joseph J. McGinnity
Robert M. Grove	John J. McGraw
Rogers Hornsby	Wilbert Robinson

George H. Ruth

* * *

**ORIOLES WON AND LOST RECORD
AGAINST EACH CLUB**

	HOME		AWAY		COMPOSITE	
	W	L	W	L	W	L
New York	6	5	3	8	9	13
Cleveland	3	8	2	9	5	17
Chicago	6	5	3	8	9	13
Boston	4	7	2	9	6	16
Detroit	7	4	6	5	13	9
Kansas City	7	4	8	3	15	7
Washington	8	3	4	7	12	10
	41	36	28	49	69	85

* * *

**ORIOLES THREE-YEAR COMPOSITE
WON AND LOST RECORD
AGAINST EACH CLUB**

	HOME		AWAY		COMPOSITE	
	W	L	W	L	W	L
New York	11	22	6	27	17	49
Cleveland	8	25	3	30	11	55
Chicago	14	19	12	21	26	40
Boston	13	20	12	21	25	41
Detroit	17	16	13	20	30	36
Philadelphia	8	3	2	9	10	12
Kansas City	12	10	13	9	25	19
Washington	20	13	16	17	36	30
TOTALS	103	128	77	154	180	282

ITEMS OF INTEREST

Longest 1956 Winning Streak: 6 Games (July 12 through July 18).

Longest 1956 Losing Streak: 5 Games (June 3 through June 6); June 26 through June 30); September 3 through September 7).

An American League Record was tied on June 21 when the Orioles and White Sox could manage a combined total of only two hits. Each side collected a single safety but Nellie Fox's double followed a walk and tallied the only run of the contest. Jack Harshman went the route to win; Connie Johnson went 7 innings (and lost) for the Birds; George Zuverink hurled one frame.

The Average Time of an Oriole game last year was 2:30.6.

The Day After Bob Nieman began his 20-game hitting streak that set a new Oriole team record, Bob Boyd initiated a 19-game streak. Nieman's streak ran from August 17 through September 7; Boyd hit steadily from August 18 through September 6.

George Kell, who currently holds the record for fewest errors in a season (9 in 1957 games in 1950), almost annexed another record last year. Beginning in 1955, Kell put together a string of 70 consecutive errorless games before he committed a miscue on July 3 in New York. William E. Kamm holds the record with 75 games in 1928. Kell surpassed the old runner-up mark of 54 held by Stanley Hack of the Chicago Cubs, set in 1942.

The Orioles Won 12 more games in 1956 (69-85) than in 1955 (57-97) and showed the best improvement in the American League last year.

Bill Wight allowed only 7 home runs by the opposition in the 175 innings he worked last year, the lowest number by any pitcher in the American League who pitched over 154 innings. Nearest pitcher to him was Ray Moore who allowed 12 in 185 innings.

91 Home Runs by the Oriole club in 1956 far surpassed the old club record of 54, set in 1955.

Orioles Were Second in the league in sacrifice bunts last year, laying down 84 to trail White Sox's total of 85 by 2. George Kell, with 14 sacrifice bunts, tied Chicago's Luis Aparicio for league leadership.

Oriole Pitchers stopped Mickey Mantle's homer output cold in Memorial Stadium. The Yankee slugger failed to connect for a single circuit wallop all season in Baltimore, only park in which he failed to hit a homer. Mantle hit only .219 (7-for-32) in Baltimore, 134 points under league-leading mark of .353.

George Kell, who has a lifetime total of 1,962 hits, is only 38 hits short of the hallowed 2,000-hit mark. Only Stan Musial (2,781), Mickey Vernon (2,305), Ted Williams (2,189), Enos Slaughter (2,168), Pee Wee Reese (2,063), and Red Schoendienst (2,000) have 2,000 hits among all active major league players. Kell will be the 100th major league player to collect 2,000 hits.

Oriole Record in 1956 shows Birds were in 4th place for 2 days, in 5th for 62 days, in 6th for 84 days, in 7th for 2 days, and in 8th for 16 days. Orioles were never below 6th place after May 6 and did not move above the fifth spot after August 3.

FILM ON ORIOLES




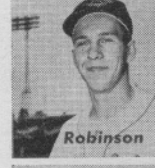











A twenty-six minute motion picture in color, "Play Ball With The Orioles," produced by the Gunther Brewing Company in cooperation with the Orioles, is now available for use by interested organizations. For details, write to The Orioles' Public Relations Office, Memorial Stadium, Baltimore 18, Maryland.

1956 DAY-BY-DAY BALTIMORE RECORD






Date	W	L	Pos.	GB	Date	W	L	Pos.	GB
Apr. 17	0	1	5T	1	July 9	33	43	6	18
18	0	2	8	2	10	33	43	6	18
19	0	3	8	3	11	33	43	6	18
20	1	3	6T	2½	12	34	43	6	18
21	1	4	8	3	13	34	44	6	19
22	2	5	8	3½	14	35	44	6	19
23	2	5	8	3½	15	37	44	5	19
24	2	5	8	4	16	37	44	5	19
25	2	6	8	5	17	39	44	5	18½
26	3	6	8	5	18	40	44	5	17
27	3	7	8	4	19	40	45	5	18
28	3	8	8	4½	20	40	45	5	18½
29	4	9	8	4½	21	40	47	5	19½
30	4	9	8	4½	22	40	48	5	20
May 1	5	9	8	4½	23	40	48	5	20
2	5	9	8	3½	24	41	49	5	19½
3	5	10	8	4½	25	41	50	5T	20½
4	6	10	7	4½	26	42	50	5	20½
5	6	11	8	5½	27	42	51	5T	21
6	8	11	7	5½	28	43	51	5	21½
7	9	11	6	5	29	43	53	5T	23
8	10	11	4	5	30	44	53	5T	23
9	10	12	4	4½	31	45	53	5T	22
10	10	12	5	4½	Aug. 1	45	54	5T	22
11	10	13	6	5½	2	45	55	5T	22
12	11	13	6	4½	3	45	56	6	22
13	12	14	5	4½	4	45	57	6	22
14	12	14	5	4½	5	47	57	6	20½
15	13	14	5	3½	6	47	57	6	21
16	14	14	5	3½	7	47	57	6	20½
17	14	14	5	4	8	47	58	6	21½
18	14	15	5	5	9	47	59	6	22½
19	15	15	5	5	10	47	60	6	23½
20	15	17	5	6½	11	48	60	6	22½
21	15	17	5	7	12	48	62	6	24½
22	15	17	5	6½	13	48	62	6	24½
23	15	18	5	7½	14	49	62	6	24½
24	15	18	5	8	15	50	62	6	24½
25	15	19	5	9	16	50	62	6	24
26	16	19	5	8	17	51	62	6	23
27	16	19	5	8	18	51	64	6	25
28	17	19	5	8	19	52	64	6	24
29	17	20	5	8	20	52	64	6	24
30	19	20	5	8	21	53	64	6	23
31	19	21	5	9	22	53	65	6	24
June 1	20	21	5	8	23	54	65	6	22½
2	20	21	5	8	24	54	66	6	23½
3	20	23	6	8	25	54	67	6	23½
4	20	24	6	8½	26	55	68	6	23½
5	20	25	6	8½	27	55	68	6	23½
6	20	26	6	9½	28	56	68	6	23½
7	21	26	6	9½	29	56	69	6	24½
8	22	26	6	8½	30	56	69	6	24½
9	24	26	6	7	31	57	69	6	24½
10	24	27	6	8	Sept. 1	57	70	6	24½
11	25	27	5	7½	2	58	70	6	23½
12	25	28	6	8½	3	58	72	6	25½
13	25	29	6	8½	4	58	72	6	25½
14	25	29	6	9	5	58	73	6	26½
15	26	29	6	9	6	58	74	6	27
16	27	29	6	9	7	59	75	6	26½
17	28	29	5	9	8	59	76	6	27½
18	28	30	5	10	9	59	77	6	28½
19	28	31	5	11	10	59	77	6	28½
20	28	32	5	12	11	59	78	6	29½
21	28	33	6	12½	12	59	79	6	29½
22	29	33	5	11½	13	60	79	6	29½
23	29	33	5	11	14	60	80	6	30½
24	31	33	5	9	15	61	80	6	29½
25	31	33	5	9½	16	62	81	6	29½
26	31	34	5	10½	17	62	81	6	29½
27	31	35	5	11½	18	62	82	6	30½
28	31	35	5	11½	19	62	83	6	31
29	31	36	5	12½	20	62	83	6	31
30	31	38	6	13	21	63	83	6	30
July 1	32	38	5	13½	22	64	83	6	30
2	32	38	5	13½	23	65	83	6	30
3	32	39	5	14½	24	66	83	6	29
4	33	40	5	14½	25	66	84	6	30
5	33	40	5	15	26	67	84	6	29
6	33	40	5	15½	27	67	84	6	29
7	33	41	5	16½	28	67	84	6	29½
8	33	43	6	18	28	67	85	6	29½
					29	69	85	6	28

Orioles

1957 Roster



No.	PITCHERS	B	T	Hgt.	Wgt.	Born	Residence	'56 Club	W	L	ERA
46	Barth, Albert C.....	R	R	6'3"	210	7/ 8/38	St. Louis, Mo.	None	13	6	3.54
27	Beamon, Charles A.....	R	R	6'1"	195	12/25/34	Oakland, Calif.	{ Vancouver	2	0	1.38
								{ Baltimore	1	0	5.50
19	Besana, Frederick C.....	R	L	6'3 1/2"	200	4/ 5/31	Roseville, Calif.	{ Vancouver	1	13	6.62
28	Brown, Hector H.....	R	R	6'1"	185	12/11/24	Greensboro, N. C.	{ Baltimore	9	7	4.03
14	Ceccarelli, Arthur E.....	R	L	6'0"	190	4/ 2/30	West Haven, Conn.	{ Kansas City	0	1	7.20
								{ Columbus	2	6	4.58
21	Consuegra, Sandalio S.....	R	R	5'9"	168	9/ 3/28	Matanzas, Cuba	{ Birmingham	0	3	9.43
39	Ferrarese, Donald H.....	R	L	5'9"	165	6/19/29	Pleasant Hills, Calif.	{ Chicago-Balto.	2	3	4.98
41	Fornieles, Jose M.....	R	R	5'11"	172	1/18/32	Havana, Cuba	{ Havana	3	4	2.57
43	Harrison, Robert L.....	L	R	5'10"	178	9/22/30	Kirkwood, Mo.	{ Baltimore	4	10	5.03
								{ Chicago-Balto.	4	8	4.08
36	Johnson, Clifford C.....	R	R	6'4"	195	12/27/22	Kansas City, Mo.	{ Vancouver	6	6	3.08
13	Locke, Charles E.....	R	R	6'0"	185	5/ 5/32	Dexter, Mo.	{ San Antonio	4	6	3.70
38	Loes, William	R	R	6'1"	185	12/13/29	Jackson Heights, N. Y.	{ Baltimore	0	0	13.50
								{ Chicago-Balto.	9	11	3.44
32	Moeller, Ronald R.....	L	L	6'0"	180	10/13/38	Cincinnati, Ohio	{ Vancouver	2	9	4.58
29	Moore, Raymond L.....	R	R	6'0"	195	6/ 1/26	Upper Marlboro, Md.	{ San Antonio	7	8	5.29
18	O'Dell, William O.....	Sw	L	5'11"	180	2/10/33	Newberry, S. C.	{ Brooklyn	0	1	54.00
16	Palica, Ervin M.....	R	R	6'1 1/2"	190	2/ 9/28	Inglewood, Calif.	{ Baltimore	2	7	4.74
15	Werley, George W.....	R	R	6'2"	196	9/ 8/38	St. Louis, Mo.	{ Texas City	4	7	3.88
17	Wight, William R.....	L	L	6'1 1/2"	190	4/12/22	Healdsburg, Calif.	{ Baltimore	0	1	4.00
35	Zuverink, George	R	R	6'4"	195	8/20/26	Holland, Mich.	{ Baltimore	12	7	4.18
								{ Baltimore	0	0	1.13
								{ Baltimore	4	11	4.50
								{ Baltimore	0	0	9.00
								{ Baltimore	9	12	4.01
								{ Baltimore	7	6	4.18
	CATCHERS										
22	Ginsberg, Myron N.....	L	R	5'11"	173	10/11/26	Royal Oak, Mich.	{ '56 Club	BA	FA	
10	Patton, Thomas A.....	R	R	5'10"	170	9/ 5/35	Honey Brook, Pa.	{ K. C.-Balto.	.224	.990	
11	Triandos, Gus	R	R	6'3"	215	7/30/30	Baltimore, Md.	{ Houston	.240	.990	
								{ Baltimore	.279	.989	
	INFIELDERS										
1	Boyd, Robert R.....	L	L	5'10"	167	10/ 1/26	Memphis, Tenn.	{ Baltimore	.311	.990	
25	Caffery, Robert E.....	L	R	6'0"	165	11/ 7/29	Wood River, Ill.	{ San Antonio	.270	.957	
33	Causey, J. Wayne.....	L	R	5'11"	175	12/26/36	Monroe, La.	{ Baltimore	.170	.975	
9	Gardner, William F.....	R	R	6'0"	170	7/19/27	New London, Conn.	{ Baltimore	.231	.975	
								{ Baltimore	.237	.975	
34	Hale, Robert H.....	L	L	5'10"	192	11/ 7/33	Chicago, Ill.	{ Montreal	.304	.986	
3	Kell, George C.....	R	R	5'10"	175	8/23/22	Swifton, Ark.	{ Chicago-Balto	.271	.978	
7	Miranda, Guillermo	Sw	R	5'9"	160	5/24/27	Havana, Cuba	{ Baltimore	.217	.962	
6	Robinson, Brooks C.....	R	R	6'1"	180	5/18/37	Little Rock, Ark.	{ San Antonio	.272	.957	
								{ Baltimore	.227	.944	
	OUTFIELDERS										
20	Dagres, Angelo G.....	L	L	5'11"	175	8/22/34	Newburyport, Mass.	{ Vancouver	.232	.969	
24	Durham, Joseph V.....	R	R	6' 1/2"	186	7/31/32	Newport News, Va.	{ In U. S. Army			
44	Francona, John P.....	L	L	6'0"	185	11/ 4/33	New Brighton, Penna.	{ Baltimore	.258	.980	
5	Lajoie, William R.....	L	L	6'0"	170	9/27/34	Detroit, Mich.	{ San Antonio	.081	1.000	
37	Nelson, Robert S.....	L	L	6'3"	209	8/ 7/36	Dallas, Texas	{ Texas City	.327	.934	
4	Nieman, Robert C.....	R	R	5'11"	195	1/26/27	Baltimore, Md.	{ Baltimore	.206	.939	
2	Pilarcik, Alfred J.....	L	L	5'10"	170	7/ 3/30	Whiting, Ind.	{ Chicago-Balto.	.320	.982	
42	Powis, Carl E.....	R	R	6'0"	180	1/11/28	Dayton, Ohio	{ Columbus	.326	.976	
8	Pyburn, James E.....	R	R	6'0"	190	11/ 1/32	Birmingham, Ala.	{ Kansas City	.251	.976	
40	Santaniello, Richard C.....	R	R	6'2"	190	7/25/34	North Providence, R. I.	{ San Antonio	.330	.967	
23	Williams, Richard H.....	R	R	6'0"	190	5/ 7/29	Fort Worth, Texas	{ Baltimore	.173	.975	
								{ Columbus	.258		
								{ Texas City	.251	.944	
								{ Baltimore	.286	.985	



JOSEPH DURHAM

Born in Newport News, Va., July 31, '32; 6'1/2"; 186; Bats, R; Throws, R.

Year Club G AB R H TB 2B 3B HR SB SH SF BB SO RBI PCT FA
1953 York 129 487 96 150 227 19 8 14 28 2 87 71 69 .308 .958
1954 San Antonio 161 610 102 194 295 25 17 14 4 5 60 112 108 .318 .976
1954 Baltimore 10 40 4 9 12 0 0 1 0 0 4 7 3 .225 .917
1955-1956 Baltimore In U. S. Army
Major League Totals 10 40 4 9 12 0 0 1 0 0 4 7 3 .225

JOHN FRANCONA

Born in Aliquippa, Pa., Nov. 4, '33; 6'0"; 185; Bats, L; Throws, L.

Year Club G AB R H TB 2B 3B HR SB SH SF BB SO RBI PCT FA
1952 York 80 247 22 56 73 8 3 0 2 4 38 64 18 .226 .983
1953 Aberdeen 123 474 92 154 227 35 10 6 9 10 65 35 79 .325 .979
1954-1955 In U. S. Army
1956 Baltimore 139 445 62 115 166 16 4 9 11 0 3 51 60 57 .258 .980
Major League Totals 139 445 62 115 166 16 4 9 11 0 3 51 60 57 .258 .980

WILLIAM LAJOIE

Born in Detroit, Mich., Sept. 27, '34; 6'0"; 170; Bats, L; Throws, L.

Year Club G AB R H TB 2B 3B HR SB SH SF BB SO RBI PCT FA
1955 San Antonio 15 31 0 1 1 0 0 0 0 0 0 2 5 0 .032 1.000
1955 York 55 204 22 58 70 10 3 2 4 3 2 25 14 .284 .975
1956 San Antonio 15 37 3 3 3 0 0 0 0 1 1 3 3 1 .081 1.000
1956 Texas City 129 504 91 165 249 24 6 16 16 3 4 72 62 84 .327 .934

ROBERT NELSON

Born in Dallas, Texas, Aug. 7, '36; 6'3"; 209; Bats, L; Throws, L.

Year Club G AB R H TB 2B 3B HR SB SH SF BB SO RBI PCT FA
1955 Baltimore 25 31 4 6 6 0 0 0 0 0 0 7 13 1 .194 .857
1956 Baltimore 39 68 5 14 16 2 0 0 0 0 1 7 22 5 .206 .939
Major League Totals 64 99 9 20 22 2 0 0 0 0 1 14 35 6 .202

ROBERT NIEMAN

Born in Cincinnati, Ohio, Jan. 26, '27; 5'11"; 195; Bats, R; Throws, R.

Year Club G AB R H TB 2B 3B HR SB SH SF BB SO RBI PCT FA
1948 Muncie 138 507 117 186 318 45 9 23 23 2 99 57 131 .367 .885
1949 Tulsa 3 3 0 0 0 0 0 0 0 0 0 0 0 0 .000 .000
1949 Sunbury 28 96 22 28 51 4 2 5 1 3 20 17 20 .292 1.000
1949 Charleston 92 310 53 95 158 16 10 9 1 1 49 36 56 .306 .943
1950 Tulsa 32 108 23 33 51 10 1 2 1 2 19 13 21 .306 .944
1950 Columbia 87 291 42 85 131 10 9 6 2 0 53 48 49 .292 .957
1951 Tulsa-O. C. 144 497 79 161 255 38 7 14 7 6 70 58 86 .324 .945
1951 St. Louis(A) 12 43 6 16 27 3 1 2 0 1 3 5 8 .372 .962
1952 St. Louis(A) 131 478 66 138 218 22 2 18 0 8 46 73 74 .289 .976
1953 Detroit 142 508 72 143 230 32 5 15 0 3 57 57 69 .281 .979
1954 Detroit 91 251 24 66 106 14 1 8 0 3 3 22 32 5 .263 .984
1955 Chicago(A) 99 272 36 77 125 11 2 11 1 3 4 36 37 53 .283 .976
1956 Chic.-Balto. 128 428 63 137 212 21 6 14 1 1 3 90 63 68 .320 .982
Major League Totals 1980 603 267 577 918 103 17 68 2 19 10 254 267 307 .291

AL PILARCIK

Born in Whiting, Ind., July 3, '30; 5'10"; 175; Bats, L; Throws, L.

Year Club G AB R H TB 2B 3B HR SB SH SF BB SO RBI PCT FA
1949 Joplin 107 437 93 133 189 20 12 4 33 2 50 34 49 .304 .981
1950 Quincy 93 374 64 102 138 13 7 3 8 9 46 46 39 .273 .973
1951 Beaumont 131 417 66 104 136 10 5 4 13 15 53 40 35 .249 .986
1952 Beaumont 137 509 81 155 210 25 12 2 10 10 81 24 27 .305 .957
1953-1954 In U. S. Army
1955 Birmingham 129 418 77 108 170 24 4 10 6 9 5 67 61 69 .258 .978
1956 Columbus 91 326 62 106 180 12 4 18 5 3 6 44 30 76 .325 .976
1956 Kansas City 69 239 28 60 84 10 1 4 9 1 2 30 32 22 .251 .976
Major League Totals 1980 69 239 28 60 84 10 1 4 9 1 2 30 32 22 .251 .976

CARL POWIS

Born in Philadelphia, Pa., Jan. 11, '28; 6'0"; 180; Bats, R; Throws, R.

Year Club G AB R H TB 2B 3B HR SB SH SF BB SO RBI PCT FA
1948 Mayfield 94 364 67 115 179 21 2 13 14 3 42 49 59 .316 .902
1949 Wichita Falls 148 618 130 197 283 40 11 8 21 5 77 67 89 .319 .939
1950 Wichita 72 265 53 71 120 12 2 11 11 4 44 38 46 .268 .961
1950 Wichita Falls 61 236 48 68 104 10 1 8 9 1 31 27 41 .288 .961
1951 Dayton 126 440 84 118 196 22 4 16 12 4 81 62 67 .268 .981
1952 Anderson 136 510 107 153 270 33 6 24 20 1 86 60 116 .300 .977
1953-1954 In U. S. Army
1954 Anderson 24 94 21 37 68 7 3 6 3 1 10 12 26 .394 .957
1955 Portland 116 411 61 110 159 20 1 9 6 9 3 36 53 35 .268 .977
1956 San Antonio 148 530 87 175 269 22 3 22 2 5 5 90 56 94 .330 .967

JAMES PYBURN

Born in Birmingham, Ala., Nov. 1, '32; 6'0"; 185; Bats, R; Throws, R.

Year Club G AB R H TB 2B 3B HR SB SH SF BB SO RBI PCT FA
1955 Baltimore 39 98 5 20 26 2 2 0 1 1 0 8 24 7 .204 1.000
1956 Baltimore 84 156 23 27 42 3 3 2 4 1 2 17 26 11 .173 .975
Major League Totals 123 254 28 47 68 5 5 2 5 2 2 25 50 18 .185

RICHARD SANTANIELLO

Born in Providence, R. I., July 25, '34; 6'2"; 190; Bats, R; Throws, R.

Year Club G AB R H TB 2B 3B HR SB SH SF BB SO RBI PCT FA
1956 Columbus 8 18 4 4 222
1956 Texas City 54 207 32 52 72 7 2 3 4 1 1 19 21 14 .221 .944

RICHARD WILLIAMS

Born in St. Louis, Mo., May 7, '29; 6'0"; 190; Bats, R; Throws, R.

Year Club G AB R H TB 2B 3B HR SB SH SF BB SO RBI PCT FA
1947 Santa Barbara 79 313 47 77 113 20 2 4 8 4 23 49 50 .246 .976
1948 Santa Barbara 97 385 82 129 210 29 2 16 16 1 50 37 90 .335 .967
1948 Fort Worth 41 140 16 29 42 1 0 4 0 4 10 17 16 .207 .984
1949 Fort Worth 154 562 109 174 285 30 6 23 13 12 78 58 114 .310 .983
1950 Fort Worth 144 510 69 153 218 30 1 11 20 5 76 50 72 .300 .986
1951 Brooklyn In U. S. Army, February 8, 1951 to May 25, 1951
1951 Brooklyn 23 60 5 12 20 3 1 1 0 0 4 10 5 .200 1.000
1952 Brooklyn 36 68 13 21 27 4 1 0 0 1 2 10 11 .309 1.000
1952 Brooklyn 36 68 13 21 27 4 1 0 0 1 3 10 5 .218 .923
1953 Brooklyn 30 55 4 12 20 2 0 2 0 1 13 31 33 .278 .983
1953 Montreal 66 230 28 64 84 12 1 2 1 3 13 31 33 .278 .983
1954 Brooklyn 16 34 5 5 8 0 0 1 0 0 0 1 2 7 2 .147 1.000
1955 Fort Worth 153 596 82 189 298 29 4 24 2 0 3 47 63 91 .317 .982
1956 Brooklyn 7 7 0 2 2 0 0 0 0 0 0 0 1 0 .286
1956 Montreal 13 50 3 13 16 3 0 0 2 0 0 3 5 6 .260
1956 Baltimore 87 353 45 101 160 18 4 11 5 7 0 30 40 37 .286 .985
Major League Totals 199 577 72 153 237 27 6 15 5 9 1 41 78 60 .265

★ ★ ★

ORIOLE TICKET INFORMATION

PRICES

Box Seats \$2.75
Reserved Seats 2.00
Reserved Seats (Upper Stand)..... 1.50
General Admission 1.25
Bleachers75
Children (Under 12 Years)
General Admission75
Bleachers50

TO ORDER BY MAIL: Mail orders accepted in advance for Box and Reserved Seats for all games on the Oriole 1957 home schedule. Kindly enclose stamped, self-addressed envelope. Money order or personal check accepted. Address mail orders to:

Ticket Manager: BALTIMORE ORIOLES
Memorial Stadium, Baltimore 18, Maryland
No C.O.D. or Telephone Reservations

GAME TIMES

All Day Games (Single and Double-headers)..... 2:00 P. M.
July 4th, 1957 (Single Game)..... 1:30 P. M.
All Twilight-night Double-headers..... 6:00 P. M.
All Night Games..... 8:00 P. M.

STADIUM LOCATION: Ten hundred block on East 33rd Street

STADIUM TICKET OFFICE

Open daily 9 A. M. to 6:00 P. M.
(During Night Games till 9:00 P. M.)
(Sundays when Club is at home 12:00 P. M. to 6:00)

DOWNTOWN TICKET OFFICE

Tickets may be obtained at the Southern Hotel, Redwood and Light Streets, Mondays through Saturdays, 9:00 A. M. to 5:30 P. M.

BUS AND STREETCAR SERVICE

Car Line No. 8 (Most northbound and southbound cars transfer to No. 8).
Buses—Cross Town (No. 22), Northwood (No. 3), Ednor Gardens (No. 36). All other city lines transfer directly or indirectly to the above lines.

This Guide Compiled and Edited by
PAUL WELSH and JOHN LANCASTER