

# ORIOLES 1974 SCHEDULE

APRIL						
SUN	MON	TUES	WED	THU	FRI	SAT
	1	2	3	4	5	6
7	8	9	10	11	12	13
14	15	16	17	18	19	20
21	22	23	24	25	26	27
28	29	30				
MAY						
SUN	MON	TUES	WED	THU	FRI	SAT
			1	2	3	4
5	6	7	8	9	10	11
12	13	14	15	16	17	18
19	20	21	22	23	24	25
26	27	28	29	30	31	
JUNE						
SUN	MON	TUES	WED	THU	FRI	SAT
						1
2	3	4	5	6	7	8
9	10	11	12	13	14	15
16	17	18	19	20	21	22
23	24	25	26	27	28	29
30						
JULY						
SUN	MON	TUES	WED	THU	FRI	SAT
	1	2	3	4	5	6
7	8	9	10	11	12	13
14	15	16	17	18	19	20
21	22	23	24	25	26	27
28	29	30	31			
AUGUST						
SUN	MON	TUES	WED	THU	FRI	SAT
				1	2	3
4	5	6	7	8	9	10
11	12	13	14	15	16	17
18	19	20	21	22	23	24
25	26	27	28	29	30	31
SEPTEMBER						
SUN	MON	TUES	WED	THU	FRI	SAT
1	2	3	4	5	6	7
8	9	10	11	12	13	14
15	16	17	18	19	20	21
22	23	24	25	26	27	28
29	30					
OCTOBER						
SUN	MON	TUES	WED	THU	FRI	SAT
		1	2			

HOME  AWAY

(2)—DOUBLEHEADERS (\*)—TELEVISED GAMES


STARTING TIMES LISTED APPLY TO TIME ZONE OF CITY IN WHICH GAME IS TO BE PLAYED.




# 1974 BALTIMORE ORIOLES MEDIA GUIDE




BROOKS ROBINSON  
14th Gold Glove




EARL WEAVER  
Manager of the Year




TOMMY DAVIS  
League Leading Designated Hitter




BOBBY GRICH  
1st Gold Glove



AL BUMBRY  
Rookie of the Year



PAUL BLAIR  
6th Gold Glove



JIM PALMER  
Cy Young Award Most Valuable Oriole



MARK BELANGER  
3rd Gold Glove



# BALTIMORE BASEBALL CLUB, INC.



**MEMORIAL STADIUM  
BALTIMORE, MD. 21218**

**Telephone (301) 243-9800**

**Ticket Office 338-1300**

**TWX (710) 234-1616**

**PRESS ☆ RADIO ☆ TV ☆ GUIDE**

## INDEX

All Star Games, O's Players, '54-'73.....	32
Announcers, Play-by-Play .....	33
Attendance Data, '54-'73, Records, vs. Each Club '73.....	5
Awards, Won by Orioles Players.....	29
Baseball Writers, Baltimore & D. C. Chapters.....	33
Batting Records, Club and Individual.....	9-11
Batting Statistics, Individual '73 vs. Each Club, H & A, etc.....	19-21
Batting Statistics, Individual Lifetime vs. Each Club, etc.....	21
Championship Series, A.L., '69, '70, '71 and '73, Summary.....	41
Championship Series, Tentative 1974 Dates.....	33
Coaches, Biographies .....	58-59
Curfew Regulations, Baltimore .....	35
Day-by-Day '73 .....	14-16
Draft, O's Major League, '53-'73.....	40
Expansion Draft Losses .....	38
Farm System: Scouts, Minor League Clubs, Notes.....	6-8
Fielding Records and '73 Statistics.....	13, 18, 29
Financial Statements, O's .....	39
First Game, O's Baltimore, '54.....	38
Front Office, Officers' Biographies.....	34
Game Times.....	4
"Gold Gloves," Orioles Winners.....	29
Grand Slam Home Run Data.....	10-11
Home Run Records, Club and Individual.....	10-11
Japan Trip Summary.....	36
"Magic Number" .....	38
Memorial Stadium Data.....	4
Minor League Clubs.....	6-8
Most Valuable Orioles.....	29
No-Hitters, O's and Opponents.....	12
Opponents—Highlights '73 Season Series vs. O's.....	26-28
Opponents—Individual Pitching vs. O's '73 and Lifetime.....	23
Oriole Advocates, Inc. ....	38
Pitching, Complete '73 Individual Statistics.....	19
Pitching, Individual Statistics, '73 and Lifetime, O's and Opponents.....	22-25
Pitching Records, Club and Individual.....	12-13
Radio-Television Data .....	33
Records, O's Club and Individual, '54-'73.....	9-13, 39
Records, Club W-L vs. Each Club, '73 and '54-'73.....	17
Retired Numbers, Major Leagues, "20" (F. Robinson).....	37
Rookie Qualifications .....	35
Roster, 1974 .....	42-43
Roster, All-Time O's ('54-'73), Players, Managers, Coaches.....	30-31
Save Rule .....	35
Schedule, Regular Season .....	Outside Back Cover
Schedule, Spring Training.....	83
Scouting Staff .....	6
Spring Training Data.....	83, 39
Standings, Major League '73, O's '54-'73.....	17
Stolen Bases, '73.....	19
Summary, '73 Season.....	26
Suspended Game Rule .....	35
Ticket Information—Regular Season.....	4
Ticket Information—Spring Training .....	83
Trade, 17 Players, '54.....	64
Trades, O's Inter-League .....	40
Trading Regulations .....	35
Twenty-Game Winners, O's.....	13
Weaver, Earl—Biography .....	57, 37
World Series, '66, '69, '70 and '71, Summary and Statistics.....	41
World Series, Attendance and Financial Data, '66, '69, '70, '71.....	56
World Series, Tentative '74 Dates.....	33

Edited by: Bob Brown, Phil Itzoe, Jack Evans, Amy Gaver  
Cover Design: Eucalyptus Tree Studio

## BALTIMORE ORIOLES OFFICIALS

### OFFICERS

JEROLD C. HOFFBERGER.....	Chairman of the Board
ZANYYL KRIEGER.....	Chairman of Executive Committee/Treasurer
J. FRANK CASHEN.....	Executive Vice-President/General Manager
JACK DUNN, III.....	Vice-President
JOSEPH P. HAMPER, JR.....	Vice-President/Secretary

### BOARD OF DIRECTORS

J. FRANK CASHEN	JAMES KEELTY, JR.
JACK DUNN, III	ABRAHAM KRIEGER
ROBERT J. GILL	ZANYYL KRIEGER
CHARLES H. HOFFBERGER	W. WALLACE LANAHAN, JR.
JEROLD C. HOFFBERGER	

### FRONT OFFICE OPERATION

J. FRANK CASHEN.....	Executive Vice-President/General Manager
JACK DUNN, III.....	Vice-President for Business Affairs
JOSEPH P. HAMPER, JR. ....	Vice-President for Financial Affairs/Secretary
ROBERT W. BROWN.....	Public Relations Director
PHILIP E. ITZOE.....	Traveling Secretary
ALAN E. HARAZIN.....	Director of Business Affairs
JAMES J. RUSSO.....	Special Assistant to the General Manager
DONALD F. PRIES.....	Assistant to the General Manager
JAMES M. McLAUGHLIN.....	Coordinator, Scouting & Player Development
JOHN J. PASTORE.....	Director of Player Development
DAVID S. RITTERPUSCH.....	Director of Scouting
WILLIAM P. ROBERTS.....	Ticket Manager
DON B. SHAVER.....	Sales Manager
JOSEPH B. CODD.....	Assistant Ticket Manager
HERBERT E. ARMSTRONG.....	Consultant/Pres., Oriole Foundation
JOHN P. EVANS.....	Assistant Public Relations Director

**ADMINISTRATIVE PERSONNEL:** Ticket Department—BILL AINSWORTH, DAISY GARLAND, TIM GERAGHTY, ETHEL HOGAN, RUTH NAYLOR, TOM McKENNA, TED PAULS, SUE SPENCE . . . Public Relations Department—MAEVE BERKERIDGE, HELEN CONKLIN, AMY GAYER, GWEN PHILLIPS, MARY LOU SCHULTZ . . . Accounting Department—PAM CROSS, BRENDA DINK, WANDA WATLAND, KEN HENSCHEN . . . Baseball Department—LINDA BERK, DENISE MONETTE . . . Secretaries—CANDY BOND (to Messrs. Dunn and Harazin) . . . Switchboard—BARBARA PROCTOR, LOUISE LEARS, BETTY SCALA . . . General Duties—MILTON LIPSITZ.

## ORIOLES HOTELS

City	Hotel	Area	Telephone
BOSTON.....	Sheraton Boston .....	(617)	236-2000
CALIFORNIA.....	Grand (Anaheim) .....	(714)	772-7777
CHICAGO.....	Executive House .....	(312)	346-7100
CLEVELAND.....	Hollenden House .....	(216)	861-4100
DETROIT.....	Sheraton-Cadillac .....	(313)	961-8000
KANSAS CITY.....	Muehlebach .....	(816)	471-1400
MILWAUKEE.....	Pfister Tower .....	(414)	273-8222
MINNEAPOLIS.....	Leamington .....	(612)	333-6161
NEW YORK.....	New York Sheraton .....	(212)	247-8000
OAKLAND.....	Edgewater Hyatt House.....	(415)	562-6100
TEXAS.....	Sheraton-Dallas .....	(214)	748-6211

## AMERICAN LEAGUE PUBLIC RELATIONS DIRECTORS

Club	Name	Area	Office		Home
			Sw'bd	Private	
A. L.	Tom Monahan	(617)	267-2500	267-2504	545-2747
BAL.	Bob Brown	(301)	243-9800	235-9710	825-8560
	Phil Itzoe	(301)	243-9800	243-5710	261-6262
	Jack Evans	(301)	243-9800	235-9710	773-8663
BOS.	Bill Crowley	(617)	267-9440	267-2890	444-8366
CAL.	George Lederer	(714)	633-2000		(213) 421-8070
CHI.	Buck Peden	(312)	924-1000	624-6460	594-5785
CLE.	Dino Lucarelli	(216)	861-1200	861-4454	524-3420
DET.	Hal Middlesworth	(313)	962-4000	962-0825	963-3922
K. C.	Bob Wirz	(816)	921-8000	921-8154	795-8255
MIL.	Keith Askenasi	(414)	933-8650	933-6975	425-6832
MIN.	Tom Mee	(612)	854-4040	854-3670	447-2065
N. Y.	Bob Fishel	(212)	592-8200	271-2818	546-4681
	Marty Appel	(212)	592-8200	271-2775	355-2433
OAK.	Bob Fulton	(415)	635-4300	635-3927	483-7021
	Jim Banks	(415)	635-4300	635-7280	654-3493
TEX.	Burt Hawkins	(817)	265-9101	265-8162	265-8708



## ORIOLES GAME AND TICKET INFORMATION

### Starting Times

Day Games and Doubleheaders.....	2:00 P.M.
Night Games.....	7:30 P.M.
Twilight/Night Doubleheaders.....	5:30 P.M.

(Eastern Daylight Time)

### TICKET PRICES

Lower Box Seats .....	\$5.00
Mezzanine Box Seats .....	4.00
Preferred Lower Reserved (Rows 16 to 25).....	3.50
Regular Lower Reserved (Rows 26 to 41).....	3.00
All Upper Reserved .....	2.50
General Admission .....	1.50
Bleachers .....	.85

### Children under 12

General Admission .....	.85
Bleachers .....	.55

### OUT-OF-TOWN

Aberdeen, Md.....	Aberdeen Hobby & Sport Shop
Annapolis, Md.....	Hack's of Annapolis
Bel Air, Md.....	Courtland Hardware
Cambridge, Md.....	Russell & Frank's
Chambersburg, Pa.....	Lyons Inc.
Denton, Md.....	Mandrell Motor Coach
Elkton, Md.....	A. F. Stanley Inc.
Frederick, Md.....	Shipley's Inc.
Gaithersburg, Md.....	Waters Appliance Service
Hagerstown, Md.....	Mel's Cut Rate
Hanover, Pa.....	Newcomer's Cigar Store
Harrisburg, Pa.....	Shultz Insurance Agency
	Shenk & Tittle

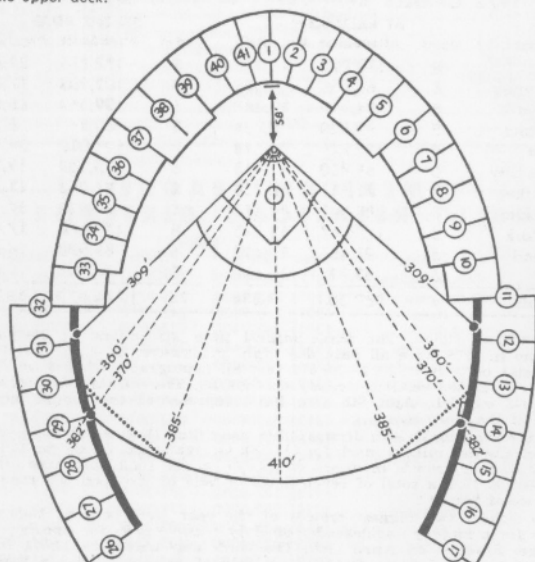
\* Orioles tickets can be purchased at Ticketron outlets at these locations or at any of 90 other Ticketron outlets in the Md.-Del.-Pa.-Va.-Wash. areas. A service charge of \$.35 per ticket is assessed for all tickets purchased at Ticketron outlets.

### MEMORIAL STADIUM DATA

Lower Boxes.....	7,488	Gen. Adm. Lower..	10,157
Mezzanine Boxes..	2,117	Gen. Adm. Upper..	7,930 18,087
Lower Reserved ....	8,617	Bleachers .....	3,404 3,404
Upper Reserved ....	12,424		

CAPACITY: 52,137

NOTES: Above totals do not include 864 "pole" seats for which tickets are not printed. . . . Escalators to upper deck may be boarded at lower sections 12 and 31 (left and right fields respectively). . . . There are 4,264 chair-backed seats in the upper deck.



Additional measurements: Concrete wall—14 ft. high; Wire fence—7 ft. high.

## ORIOLES ATTENDANCE INFORMATION

### ANNUAL ATTENDANCE FIGURES, 1954-1973

AT MEMORIAL STADIUM				ON THE ROAD			
Season	Attendance	Dates	Avg. Date	Attendance	Dates	Avg. Date	Season
1973	960,303	72	13,338	1,184,679	75	15,796	1973
1972	899,950	69	13,042	1,265,353	74	17,099	1972
1971	1,023,037	64	15,985	1,165,879	76	15,341	1971
1970	1,057,069	75	14,094	1,311,394	78	16,813	1970
1969	1,062,094	73	14,549	1,244,770	74	16,821	1969
1968	868,709	71	12,235	1,256,724	76	16,536	1968
1967	860,390	64	13,444	1,122,760	74	15,172	1967
1966	1,203,366	67	17,961	1,309,159	76	17,225	1966
1965	781,649	68	11,495	930,538	73	12,747	1965
1964	1,116,215	69	16,177	1,057,173	72	14,683	1964
1963	774,343	72	10,755	829,732	71	13,081	1963
1962	790,254	72	10,976	886,543	70	12,665	1962
1961	951,089	70	13,587	1,001,302	71	14,103	1961
1960	1,187,849	71	16,730	1,151,055	69	16,682	1960
1959	891,926	64	13,936	990,449	71	14,317	1959
1958	829,991	67	12,388	660,352	69	9,570	1958
1957	1,029,581	67	15,367	739,289	66	11,201	1957
1956	901,201	67	13,539	678,173	64	10,595	1956
1955	852,039	62	13,743	648,412	56	11,579	1955
1954	1,060,910	67	15,834	614,833	64	9,607	1954
Totals	19,101,965	1371	13,933*	20,048,569	1419	14,129*	

\* Average annual attendance: home—955,098; away—1,002,428.

### ORIOLES RECORD CROWDS

MEMORIAL STADIUM	Attendance	Date	Opponent
Largest Crowd	54,458	Oct. 9, '66	Dodgers (World Series)
Largest Crowd, Reg. Sea.	47,987	Aug. 15, '64	Yankees (Night Game)
Single Night Game	47,987	Aug. 15, '64	Yankees
Day Doubleheader	46,796	May 16, '54	Yankees
Night Doubleheader	40,699	June 29, '57	Indians
Opening Day	46,354	Apr. 15, '54	White Sox
Memorial Day	33,791	May 30, '56	Red Sox
Independence Day	38,206	July 4, '61	Indians
Labor Day	33,032	Sept. 2, '57	Yankees
Three Date Series	138,793	Aug. 14-15-16, '64	Yankees
Two Date Series	69,569	July 1-2, '57	Yankees
Smallest Crowd	655	Aug. 17, '72	White Sox
All Star Game	48,829	July 8, '58	

### ON THE ROAD

Largest Crowd	58,102	Aug. 9, '64	Yankees (Sun. DH)
Smallest Crowd	476	Sept. 19, '63	Angels (L.A.)
Single Series (3 dates)	148,065	Aug. 7-8-9, '64	Yankees (4 games)
(4 dates)	170,335	Jun. 30, Jul. 1-3, '72	Tigers (4 games)

### 1973 ORIOLES ATTENDANCE vs. EACH OPPONENT

AT BALTIMORE				ON THE ROAD			
Opponent	Dates	Attendance	Avg./Date	Dates	Attendance	Avg./Date	
Boston	8	119,902	14,988	8	182,378	22,797	
California	6	60,566	10,094	6	102,303	17,051	
Chicago	6	94,119	15,687	6	109,563	18,261	
Cleveland	5	43,520	8,704	8	50,847	6,356	
Detroit	9	122,829	13,648	8	199,010	24,876	
Kansas City	6	68,480	11,413	6	115,163	19,194	
Milwaukee	7	72,511	10,359	8	91,913	11,489	
Minnesota	6	88,047	14,675	5	61,025	12,205	
New York	8	129,147	16,143	8	139,478	17,435	
Oakland	5	97,461	19,492	6	88,098	14,683	
Texas	6	63,721	10,620	6	44,901	7,484	
Totals	72	960,303	13,338	75	1,184,679	15,796	

Attendance Notes: The three largest gate attractions at Memorial Stadium in 1973 were all Saturday night giveaways: 1—42,180 vs. Oak. (helmets) on July 7 . . . 2—30,574 vs. Chi. (autographed balls) on Aug. 18 . . . 3—29,509 vs. Det. (caps) on July 28. The opening day turnout of 26,543 on Fri., Apr. 6th (vs. Mil.) represented the fourth largest crowd of the home season.

On the road the Orioles drew 224,376 more than they did at home while topping the one million mark for the 8th straight year. In all the Orioles played to four crowds in excess of 40,000 on the road and three others over 30,000 (i.e. a total of seven dates of 30M or more on the road vs. only two at home) . . .

The Orioles two biggest crowds of the year were both in Detroit—48,273 for a Sunday doubleheader on July 1 and 46,389 for opening day at Tiger Stadium on April 11th. The Birds also played to 43,571 for a Monday family night in Oakland on July 16 and 40,257 for a Sunday game at Anaheim Stadium on July 20.



## ORIOLES BASEBALL DEPARTMENT

J. FRANK CASHEN, General Manager  
 JAMES J. RUSSO, Special Assistant to the General Manager  
 DONALD F. PRIES, Assistant to the General Manager  
 JAMES M. McLAUGHLIN, Coordinator of Scouting & Player Development  
 JOHN J. PASTORE, Director of Player Development  
 DAVID S. RITTERPUSCH, Director of Scouting  
 RAYMOND R. MILLER, Minor League Pitching Instructor

### MINOR LEAGUE AFFILIATES, 1974

Club	Nickname	League	Class	Manager
Rochester, N. Y.	Red Wings	International	AAA	Joe Altobelli
Asheville, N. C.	Orioles	Southern	AA	Cal Ripken
Lodi, Calif.	Lions	California	A	Jim Schaffer
*Miami, Fla.	Orioles	Florida State	A	Geo. Farnon, III
*Bluefield, W. Va.	Orioles	Appalachian	"Rookie"	Bobby Malkmus

Minor League Officials: Ed Barnowski (Dir. of Sales and Promotions) and Sam Lipka (Bus. Mgr.), Rochester; Jim Duffy (G.M.), Asheville; Merrill Eckstein (G.M.), Lodi; Ralph Morcroft (G.M.), Miami; and George Fanning (G.M.), Bluefield.

Reporting Dates: The Orioles minor league training complex is located at Biscayne College in North Miami. Opening exercises will be held on March 16.

\* Franchise owned by Orioles.

### SCOUTING STAFF

#### Regional Supervisors

DEE PHILLIPS P. O. Box 805 Henderson, Tex. 75652	RAY POITEVINT 9514 Wheatland Ave. Sunland, Calif. 91040	WALTER YOUSE 922 Palladi Dr. Baltimore, Md. 21227
--	---	---

#### Territorial Assignments

JACK BAKER 2215 Willowgrove Dayton, Ohio 45409	JIM FOSTER 18570 S.W. Blanton Aloha, Ore. 97005	GERMAN RIVERA Calle 210—HA 8 Ext. Country Club Rio Piedras, P.R. 00924
DICK BOWIE R.R. #5, Box 334 Fredericksburg, Va. 22401	GEORGE HENDERSON 7108 Rodgers Ct. Baltimore, Md. 21212	HARRY SMITH 307 29th St. Hermosa Beach, Calif. 90254
JOE BOWMAN 2001 W. 83rd St. Leawood, Kans. 66206	CHARLES HUM 3913 No. Nordica Ave. Chicago, Ill. 60634	JOHN STOKOE 12 Bradford Pl. Slingerlands, N. Y. 12159
JAMES BROWN 3415 Victoria Ave. Santa Clara, Calif. 95005	ANTHONY LIPARI 118 Sheridan Ave. Clifton, N. J. 07011	S. E. "RIP" TUTOR Box 704 Lenoir, N. C. 28645
RAFAEL CABRERA Jose Reyes #5 San Pedro de Macoris Dominican Republic	JOE McILVAINE Knollwood Apts. Apt. 1170 C Redman Rd. Orlando, Fla. 32809	RAMON VARGAS Hogar Escuela Buen Pastor Vella Bista Santiago, D.R.
JOCKO COLLINS 3000 Teesdale St. Philadelphia, Pa. 19152	WILLIE MOORE 23115 Petroleum Torrance, Calif. 90502	CHARLIE WALLGREN 1238 33rd Ave. San Francisco, Calif. 94122
ROERT T. ENGLE 343 Amesbury Dr. Gahanna, Ohio 43020	KENNETH PARKER Box 2381 Laurel, Miss. 39440	BILL WERLE 833 W. 28th Ave. San Mateo, Calif. 94403
ARTHUR EHLERS 2418 Wellbridge Dr. Baltimore, Md. 21234	JIM POWERS 6506 Anita Dallas, Tex. 75214	

#### Scouting Consultants

FRANK MCGOWAN 80 Rolling Ridge Rd. Mt. Carmel Hamden, Conn. 06514	DON McSHANE 325 Buckingham Way San Francisco, Calif. 94132
--	---

★ ★ ★

### FARM SYSTEM NOTES

**Best Minor League Record:** All five teams in the Orioles' farm system produced winning records last season and finished with a composite record of over ".500" for the 12th consecutive year in 1973, with 341 wins and 295 losses (.536). During the 12-year period beginning in 1962, the Birds' minor league system has achieved the highest won-lost percentage (.4602-.3948, .538) among all 24 big league organizations.

The Orioles have been chosen as the Topps "Baseball Organization of the Year" three times in the past eight years: 1966, 1971 and 1972. The winner of the annual award is determined by a formula that emphasizes the quality of individual prospects in a baseball system rather than team won-lost records.

★ ★ ★

#### The 1973 Season

Rochester won the American Division championship of the International League with a 79-67 record under Manager Joe Altobelli on the final day of the regular season head to head with second place Pawtucket (Red Sox). However, the Red Wings were eliminated in the first round of playoffs and Pawtucket ultimately won the International League title. It was the tenth time in the 13 years (beginning 1961) that the Orioles

## FARM SYSTEM NOTES

have worked with the Wings that they had qualified for the playoffs. They also led the league in attendance for the 12th straight year.

Slugging outfielder Jim Fuller was selected as the International League's "most valuable player" after leading the league in home runs (39), rbi (108) and total bases (279). He fell just three short of Rochester's home run record, set in 1949 by Russ Derry, and was just two shy of the league's strikeout record (199, set by Dave Nicholson in 1968). Fuller was the fifth Rochester player to have won the league "mvp" award in the past eight seasons: Mike Epstein ('66), Merv Rettenmund ('68), Roger Freed ('70) and Bobby Grich ('71).

Third baseman Doug DeCinces joined Fuller on the International League's all star team after finishing second on the club in homers (19) and rbi (79), tying Fuller for the doubles leadership (25) and hitting .267.

Asheville finished second in the eastern division but did not qualify for playoffs since only the two division winners are eligible in the Southern League. The Orioles boasted the league's best "keystone combination" in second baseman Rob Andrews (brother of former Oakland infielder Mike), who led the league in hitting (.309), hits (167) and runs (98) while driving in 80 runs, and shortstop Bob Bailor, a .293 hitter who was second in the league in steals with 38. Each led at his position in double plays and both were Southern League all star team selections. Another all star selection was catcher Don Hickey (.291), from Arlington, Va. Taylor Duncan, who came to the Orioles in the Earl Williams deal from Atlanta, led the league in doubles with 30 on a .293 average, and designated hitter-catcher Terry Clapp paced the league in both home runs (35) and rbi (98) and was the only Southern League player chosen to the National Association Baseball Writers "All-AA" team.

Among pitchers, Randy Stein was the leader with a 14-6 record and 2.83 era.

Lodi breezed to the California League's first half championship with a 46-24 record, but slumped to seventh with a 31-39 mark in the second half, then rallied to beat Bakersfield, the Dodgers' farm team that won the second half title, in a best of three playoff to capture the California League pennant.

Jim Schaffer was elected "manager of the year" in the California League, while first baseman Mike Satterlee, a second round choice in the 1970 summer draft, and pitcher Larry McCall made the loop all star team. Satterlee hit .300 with 19 homers while McCall, an undrafted free agent back in 1971, was 14-7, led the league in complete games (16) and walked only 35 batters while striking out 139 in 207 innings.

The Lions, owned for the past two seasons by prominent Japanese businessman Nagayoshi Nakamura who also owns the Taiheiyō Club Lions in Japan's Pacific League (the club for which Don Buford and Roger Repoz played in 1973), have been sold to a group of Lodi businessmen.

Miami ended its string of four straight Florida State League titles and five consecutive southern division titles by finishing second to the West Palm Beach Expos. The Baby Birds were then eliminated in the first round of playoffs. Second baseman Kim Andrew paced the Florida State League in hitting with a .336 average while lefthander Ken Califano, former Essex Community College athlete, posted an 11-5 record and a 2.58 era.

Miami General Manager Red Morcroft, a National Football League official since 1960, served as the umpire in the officiating crew that worked the Miami-Minnesota Superbowl Game at Houston in January.

Bluefield first baseman Ed Murray, Baltimore's third pick in last summer's free agent draft, was voted "rookie of the year" in the Appalachian League after hitting .331. He was joined by three other Orioles on the league all star team: outfielder Rodney Lee, a 1972 free agent draft who hit .303; pitcher Russ Peach, who was chosen the league's top lefthander after posting a 5-1 record; and Mike Parrott, the Birds first choice in the summer draft of 1973, who was one of three righthanders tapped for the all star team. He was 5-4.

**Minor League Player(s) of the Year:** Six Orioles' farmhands have been named "minor league player of the year" in the past eight years, either by Topps Chewing Gum with its Spink Award or by THE SPORTING NEWS which chooses its own candidate by vote of staff members. It started for the Orioles in 1966 when Mike Epstein won both awards. In 1968 Merv Rettenmund was also a dual winner. In 1970 there were two different selections, but both were Orioles prospects. Don Baylor was tapped by THE SPORTING NEWS, while Roger Freed, a Rochester teammate, was the Topps winner. Bobby Grich captured both trophies in 1971 and Mike Reinbach was the 1972 co-winner of the Topps Trophy along with the Dodgers' Tom Paciorek.

#### Farm System Managers and Minor League Pitching Instructor

Joe Altobelli will return for his fourth season as manager of the Red Wings. He has finished first in two of his three seasons at Rochester. In 1971, his first year there, the Wings, under his leadership, not only won the International League pennant, they captured two rounds of intra-league playoffs, then defeated American Association champion Denver in the junior world series. Joe, a 41-year-old native of Detroit, was chosen that year as the International League's "manager of the year."

He began his managerial career in June 1966, at Bluefield in the Appalachian Rookie League, and won a pennant there in 1967. He ran the Stockton club (California League) in 1968 then managed at Dallas-

(Continued on page 8)



## FARM SYSTEM NOTES (Cont.)

Ft. Worth (Texas League) in 1969 and 1970. Joe spent 16½ years as a player (first baseman) in pro ball and saw limited major league service with two clubs: Cleveland (1955 and 1957) and Minnesota (1961), and compiled a .210 average in 166 American League games.

Most of Joe's playing career was at the triple-A level. In 1960, while playing at Montreal, he led the International League with 31 home runs. Later he played 3½ seasons for the Red Wings before retiring in 1966 to begin his managing career.

He now makes his home in Rochester with his wife, Pat, and five children: Michael, Mark, Jody, Jackie and Jerry.

Cal Ripken (Asheville), a 38-year-old former catcher, has spent 18 years in the Orioles organization as player, coach and manager. He will return to Asheville this year for his third straight season in the Southern League. Cal has managed in the Baltimore system since 1961 in such places as Leesburg (FSL), Aberdeen, S.D. (Northern), Tri-City (Northwest), Miami (FSL), Elmira (Eastern), Dallas-Ft. Worth (Texas), Rochester (International) and Clearwater (Fla. Instructional). He has twice won pennants, in Aberdeen in 1964 and Tri-City in 1965, and was chosen "manager of the year" both years. In addition to managing, Cal also serves as field coordinator for the Birds' minor league spring training camp at Biscayne College in Miami.

As a player Cal had a lifetime batting average of .253 for six seasons and progressed as high as triple-A. He began in 1957 at Phoenix (Arizona-Mexico), was a playing manager in 1961 and 1962, then retired from playing status after the 1962 season. Cal is a native of Aberdeen, Md., and still lives there in the off season with his wife, Vi, and four children: Ellen, Cal Jr., Freddie and William Oliver.

Jim Schaffer (Lodi), "manager of the year" in the California League last year after piloting the Lodi Lions to a loop championship, will return to Lodi for the third straight season. A veteran of 16 seasons as a catcher in pro ball, Jim retired at the end of the 1970 season and has since won two pennants in three seasons as a manager. During his career he saw service with six major league clubs, five in the National League. He broke into the majors with the Cardinals and later played with the Cubs, White Sox, Mets, Phillies and Reds, and also served a tour of duty in the Dodgers organization. He batted .223 in 304 major league games. He once played all nine positions in a minor league game.

In Jim's first year as a manager he won a pennant with the Bluefield Orioles in the Appalachian Rookie League, and was promoted to Lodi the next season.

He makes his home in Coopersburg, Pa., with his wife, Jeannine, and five children: Jimmie Mark, Steven, Thomas, Eric and Traci.

George Farson, like Cal Ripken and Jim Schaffer, is a catcher turned manager. The 32-year-old from Vernon Hill, Va., will manage the Miami Orioles in 1974, after two impressive seasons at the helm of the Bluefield Orioles in the Appalachian League. He will also serve as a staff member at the Birds' minor league training camp at Biscayne College in Miami. George began his managing career in 1972 after ten seasons in the Baltimore system, from Bluefield to Rochester.

George and his wife, Sarah, live in Vernon Hill during the off season with their three children: Tammy Lynn, Sandi Lea and Michael.

Bobby Malkmus, 42, former infielder with the Braves (1957), Senators (1958-1959) and Phillies (1960 thru 1962), will manage at Bluefield in 1974 after piloting the Miami Orioles last year and the Birds' Lewiston farm team in the Northwest League where he won a pennant in 1972. After his retirement as a player following the 1966 season (at the time he was in the Phillies system), he managed in the Philadelphia and Montreal organizations before joining the Orioles in 1972.

Bobby makes his home in Union, N. J., with his wife, Ruth, and children Robin and James.

Ray Miller, a 28-year-old relief specialist who served at Rochester last year as player-pitching coach, is the Birds' new minor league pitching instructor, replacing Herman Starrette who went to the Atlanta Braves as their major league pitching coach.

Ray was acquired from the Cleveland organization during the 1971 season, and in the ensuing three years at Rochester appeared in 106 games, won 11, lost 8, and saved 18. Last season, however, he appeared in only 14 games and had a 1-1 record. He has played in organized baseball since breaking in at Lexington in the Western Carolinas League in 1964 and has pitched at the triple-A level for the past six seasons.

Ray, a native of Takoma Park, Md., now lives with his wife in New Athens, Ohio.

Fred Hofmann Memorial Award: Named in memory of the long-time Orioles scout and former major league catcher who died in 1964 at the age of 70, this award is presented to a member of the Orioles' scouting and player development staff for outstanding service and dedication to the baseball "profession." Past winners: Barney Lutz (1965), Walter Youse (1966), Earl Weaver (1967), Jim Russo (1968), Don McShane (1969), Harry Dalton (honorary, 1969), Arthur Ehlers (1970), Cal Ripken (1971) and Frank McGowan (1972). No award was made in 1973.

Barney Lutz Player Award: The Orioles established this award in 1968 to honor the memory of Barney Lutz, an Orioles scout who died two years earlier. It is given "in recognition of his aggressiveness, competitive spirit, hustle and dedication to professional baseball." Past winners: infielder Billy Scripture (1968), pitcher Fred Beene, now with the Yankees (1969), infielder Paul Flesner (1970) and second baseman Rick Emdar (1971). No award was made in 1973.

## BALTIMORE ORIOLES RECORDS

1954 thru 1973

### BATTING

#### Individual—By Game

Most Hits	5....Luis Aparicio (3 times—all in '66), Bob Boyd and Brooks Robinson (twice), Gene Woodling, Clint Courtney, Billy Goodman, Jerry Adair, Russ Snyder, Don Baylor, and Al Bumbry
Most Runs	4....Merv Rettenmund (3 times—'70, '71 and '73), Don Buford (twice—'71), Mark Belanger (twice—'70 and '71), Bob Boyd (twice—'57 and '58), Norm Siebern (twice—'65), Bob Johnson ('65), Luis Aparicio ('66), Frank Robinson ('71)
Most Runs Batted In	9....Jim Gentile—5/9/61 vs. Minnesota (A)
Most Doubles	4....Charlie Lau—7/13/62 vs. Cleveland (H)
Most Triples	3....Al Bumbry—9/22/73 vs. Milwaukee (A)
Most Home Runs	See Home Run Section
Most Total Bases	13....Boog Powell—8/15/66 vs. Boston (A)
Most Stolen Bases	3....Luis Aparicio (five times)—5/12/64 (Wash.), 5/20/64 (K. C.), 6/14/64 (Bos.), 4/19/65 (Chi.) and 7/9/66 (Cal.) Don Baylor (twice)—9/20/73 (Det.) and 9/28/73 (Clev.) Don Buford—7/23/68 (Clev.)
Most Bases on Balls	4....Bob Nieman (twice); Cal Abrams, Gene Woodling, Dick Williams, Jim Gentile, Norm Siebern, Curt Blefary, Boog Powell, and Elrod Hendricks
Most Consecutive Hits, Two or More Games	8....Brooks Robinson (twice)—7/10 thru 7/15/60 and 8/21 thru 8/23/62 Bob Johnson—6/23 thru 6/25/63 Don Baylor—8/13 thru 8/14/73

#### Individual—By Season

	Record	Player	Year
Most Games	163	Brooks Robinson	1961 & 1964
Most At Bats	668	Brooks Robinson	1961
Most Runs	122	Frank Robinson	1966
Most Hits	194	Brooks Robinson	1964
Most Total Bases	367	Frank Robinson	1966
Most Doubles	38	Brooks Robinson	1961
Most Triples	12	Paul Blair	1967
Most Home Runs	49	Frank Robinson	1966
Most Runs Batted In	141	Jim Gentile	1961
Most Consecutive Games Hit Safely	20	Bob Nieman	1956
Most Sacrifice Hits	15	Dave Johnson	1970-1971
Most Sacrifice Flies	10	Mark Belanger	1973
Most Stolen Bases	57	Brooks Robinson	'62, '64, '69
Most Bases on Balls	109	Jim Gentile	1962
Most In. Bases on Balls	18	Luis Aparicio	1964
Most Strikeouts	125	Don Buford	1970
Fewest Strikeouts	7	Boog Powell	1970
Highest Batting Average	.322	Clint Courtney (437 app.)	1954
Highest Slugging Average	.646	Bob Nieman	1956
Most Hit by Pitch	13	Jim Gentile	1961
Most Pinch-Hits	24*	Frank Robinson	1969
Most Consecutive Pinch-Hits	6†	Don Baylor	1973
Most Grounded into Double Plays	29	Dave Philley	1961
		Bob Johnson	1964
		Brooks Robinson	1960

#### Club Batting

Most Runs, Inning	10....7/8/69† vs. N. Y. (H)
Most Runs, Game	19....8/28/57 vs. Clev. (A)
Most Runs, Game, at M.S.	18....9/28/73‡ vs. Clev.
Most Runs, Game, Both Clubs	26....8/14/57, Balto. (6) vs. N. Y. (20) (H)
Most Runs Yielded, Inning	12....8/10/65 to Bos. (A)
Most Runs Yielded, Game	20....8/14/57 to N. Y. (H)
Largest Winning Margin	17....7/27/69 vs. Chi., 17-0 (H)
Largest Losing Margin	16....4/30/60 to N. Y. (H) (0-16)
Most Hits, Inning	9....7/8/69† vs. N. Y. (H)
Most Hits, Game	21....7/3/58 vs. Bos. (A) (15 inn.) 6/25/70 vs. Bos. (A) (14 inn.) 7/3/72 vs. Det. (A) (9 inn.)
Most Hits, Game, Both Clubs	39....6/25/70, Balto. (21) vs. Bos. (18) (A) (14 inn.)
	32....8/14/55, Balto. (12) vs. N. Y. (20) (H) (9 inn.) and 8/31/67, Balto. (16) vs. Minn. (16) (A) (9 inn.)
Most Hits Yielded, Game	22....7/11/69‡ to Bos. (H)
Most Doubles, Game	8....8/26/54 vs. Bos. (H), 9/7/65 vs. N. Y. (A), and 6/30/66 vs. K. C. (A)
Most Triples, Game	3....Four Times
Most Home Runs, Game	See Home Run Section
Most Total Bases, Game	39....7/27/69 vs. Chi. (H)
Most Stolen Bases, Game	5....9/26/59 vs. N. Y. (A) (Pilarcik, Tasby—2 each, Shetrone); 5/12/64 vs. Wash. (A) (Aparicio—3, Kirkland—2) 6/1/73 vs. Tex. (A) (Blair—2, Bumbry, Baylor, Grich); 9/20/73 vs. Det. (A) (Baylor—3, Rettenmund, B. Robinson)

\*American League Record.  
†Major League Record.

(Continued on page 10)



# BALTIMORE ORIOLES RECORDS 1954 thru 1973

## Club Batting (Cont.)

Most Left on Base, Game.....	21.....8/25/68 vs. Bos. (H)		
Highest Average, Season.....	266.....1973	Most Sacrifice Hits, Season..	110.....1957
Lowest Average, Season.....	225.....1968	Most Sacrifice Flies, Season..	59.....1969
Most Runs, Season.....	792.....1970	Most Stolen Bases, Season..	146.....1973
Most Hits, Season.....	1474.....1973	Most Bases on Balls, Season	717.....1970
Most Total Bases, Season.....	2282.....1969	Most Strikeouts, Season.....	1019.....1964
Most Doubles, Season.....	243.....1966	Most Hit by Pitch, Season....	48.....1968
Most Triples, Season.....	49.....1954		

★ ★ ★

## HOME RUN RECORDS

### Individual

Most, Game.....	3.....Boog Powell, 8/10/63 and 6/27/64, both vs. Wash. (A) and 8/15/66 vs. Bos. (A); Curt Blefary, 6/16/67 <sup>1</sup> vs. Cal. (A); Paul Blair, 4/29/70 vs. Chi. (A)
Most, Game at M.S.....	2.....Frank Robinson (10); Boog Powell (5); Curt Blefary, Brooks Robinson, and Jim Gentile (4); Gus Triandos, Paul Blair, and Jack Brandt (3); Jack Harshman and Sam Bowens (2); Tito Francona, Willie Tasby, Walt Dropo, John Orsino, Russ Snyder, Jerry Adair, Dick Brown, Bob Grich, and Jim Fuller (1)
Most, Game by Opp. at M.S.....	4.....Rocky Colavito, Clev., 6/10/59
Most, Game by Opp. on Road.....	3.....Preston Ward, K. C., 9/9/58
Most, Season.....	49.....Frank Robinson, 1966
Most, Season by Rookie.....	22.....Ron Hansen, 1960; Sam Bowens, 1964; Curt Blefary, 1965
Most, Season by Pitcher.....	6.....Jack Harshman, 1958
Most Grand Slams, Season.....	5.....Jim Gentile, 1961
Most vs. One Opponent, Season.....	11.....Frank Robinson (vs. Det.), 1966
Most, Season at M.S.....	27.....Frank Robinson, 1966
Most, Lifetime as Oriole.....	291.....Boog Powell
Most, Lifetime at M.S.....	133.....Brooks Robinson
Most, Season by Opp. ....	9.....Frank Howard, Wash., 1968
Most, Season by Opp. at M.S.....	5.....Rocky Colavito, Det., 1962
Most, Lifetime by Opp.....	66.....Harmon Killebrew, Minnesota
Most, Lifetime by Opp. at M.S.....	30.....Harmon Killebrew, Minnesota

### Club

Most, Game.....	7.....5/17/67 vs. Bos. (A)
Most, Game by Opp.....	6.....8/4/56 by Chi. (A), 6/10/59 by Clev. (H)
Most, Inning.....	4.....5/17/67 vs. Bos. (A) (Etchebarren, Bowens, Powell, D. Johnson)
Most, Succession.....	3 (3 times).....4/30/61 vs. Det. (A) (Gentile, Triandos, Hansen); 9/10/65 vs. K. C. (H) (B. Robinson, Blefary, Adair); 9/4/69 vs. Det. (A) (F. Robinson, Powell, B. Robinson)
Most, Game at M.S.	
Both Clubs.....	7.....7/26/66
Most, Season.....	179.....1970
Most, Season by Both Clubs at M.S.....	147.....1966
Most vs. One Club, Season.....	32 (vs. Det.).....1966
Most, Pinch-Hit, Season.....	7.....1967
Most, Season at M.S.....	88.....1970
Most, Season by Opp.....	147.....1962
Most Grand Slams, Season.....	7.....1960
	32 (vs. Det.).....1966
	7.....1967

## GRAND SLAM HOME RUNS

### Lifetime Grand Slams by Current Orioles

Total	At Bal.	Player
6	4	Brooks Robinson (1) 7/31/60 vs. Cle. (Bal.)—Gary Bell (2) 5/6/62 vs. Cal. (Dodger Stad.)—Ken McBride (3) 5/9/62 vs. K.C. (Bal.)—Ed Rakow (4) 7/7/70 vs. N.Y. (Bal.)—Lindy McDaniel (5) 7/8/71 vs. Oak. (Oak.)—John Odum (6) 9/16/71 vs. N.Y. (Bal.)—Roger Hambricht
6	3	Boog Powell (1) 8/21/62 vs. Chi. (Bal.)—Early Wynn (2) 7/6/66 vs. K.C. (Bal.)—Wes Stock (3) 7/26/70 vs. Minn. (Minn.)—Dick Woodson (4) 9/6/71 vs. Cle. (Bal.)—Phil Hennigan (5) 4/21/72 vs. Cle. (Cle.)—Steve Mingori (6) 9/13/72 vs. Det. (Det.)—Joe Coleman
4	0	Tommy Davis (1) Dodgers—7/30/60 vs. Mil. (L.A. Cal.)—Ron Piche (2) Dodgers—6/2/61 vs. S.F. (L.A. Cal.)—Eddie Fisher (3) Dodgers—9/10/62 vs. Chi. (Dodger Stad.)—Dick Ellsworth (4) Mets—7/19/67 vs. Hou. (Polo Gnds.)—Dave Giusti
2	1	Paul Blair (1) 6/5/71 vs. Mil. (Mil.)—Jim Slaton (2) 8/26/73 vs. K.C. (Bal.)—Paul Splittort (inside park)
2	1	Bobby Grich (1) 8/29/72 vs. Minn. (Minn.)—Jim Perry (2) 7/26/73 vs. Cle. (Bal.)—Gaylord Perry

# BALTIMORE ORIOLES RECORDS 1954 thru 1973

## Lifetime Grand Slams by Current Orioles (Cont.)

2	2	Dave McNally (1) 8/26/68 vs. Oak. (Bal.)—Chuck Dabson (2) 10/13/70 vs. Cinn. (Bal.)—Wayne Granger (World Series)
2	0	Earl Williams (1) Braves—6/20/71 vs. Cinn. (Cinn.)—Wayne Simpson (2) 9/3/72 vs. Bos. (Bos.)—Craig Skok
1	0	Mike Cuellar 10/3/70 vs. Minn. (Minn.)—Jim Perry (A.L.C.S.)
1	1	Elrod Hendricks 7/20/70 vs. Chi. (Bal.)—Barry Moore
1	1	Frank Baker 9/28/73 vs. Cle. (Bal.)—Dick Bosman

## GRAND SLAMS BY ORIOLES

1954 thru 1973

Total	At Bal.	Player	Total	At Bal.	Player
6	2	Jim Gentile	1	0	Mike Cuellar
6	3	Boog Powell	1	1	Jim Dyck
6	4	Brooks Robinson	1	1	Tito Francona
5	1	Gus Triandos	1	1	Elrod Hendricks
3	2	Curt Blefary	1	1	Dave Johnson
2	1	Paul Blair	1	1	Bob Kennedy
2	1	Bobby Grich	1	0	Billy Klaus
2	2	Dave McNally	1	0	Curt Motton
2	0	Frank Robinson	1	0	Albie Pearson
2	1	Gene Woodling	1	1	Dave Philley
1	0	Luis Aparicio	1	1	Merv Rettenmund
1	1	Frank Baker	1	1	Dick Williams
1	0	Don Buford	1	0	Earl Williams
1	0	Jim Busby			
1	0	Terry Crowley	54	27	Orioles Totals

GRAND SLAM NOTES: Jim Gentile set an American League record and tied a major league mark in '61 when he hit five home runs with the bases full. The major league record had been established by Ernie Banks in '55. . . . Gentile also set a major league standard by hitting consecutive bases loaded home runs at Metropolitan Stadium (Minnesota) on 5/9/61 in the 1st inning off Pete Ramos and the 3rd off Paul Giel. . . . In addition, Gentile also had a run producing single in that game to set a club record for rbi in a game (nine).

Frank Robinson became the second player in history to hit consecutive grand slams on 6/26/70 at R.F.K. Stadium in Washington, in the 5th off Joe Coleman and 6th off Joe Grzenda. Since then, Jim Northrup (Detroit) has duplicated that feat. Four other players (Lazzeri, Tabor, York and Cloninger) have hit two grand slams in a game, but they were not on consecutive plate appearances.

Brooks Robinson who has hit more at Memorial Stadium (4) than any other player once blasted bases loaded homers in successive games—at Dodger Stadium off Angels' Ken McBride on 5/6/62 and at Memorial Stadium off the K.C. A's Ed Rakow on 5/9/62.

One of Dave McNally's two grand slams was hit in the '70 World Series, off the Reds' Wayne Granger (3rd game). . . . Dave's was the 12th grand slam in series history, but the only one ever hit by a pitcher. . . . Mike Cuellar hit his grand slam in the '70 ALCS off the Twins Jim Perry in Met Stadium. . . . Mike remains the only player ever to hit a bases loaded home run in championship series competition in either league.

Four opponents have hit two grand slams in Memorial Stadium: Roy Sievers (Wash.), Bill Skowron (N.Y.), Mike Epstein (Wash.) and Rico Petrocelli (Bos.). . . . In all, opponents have hit 43 grand slams off Baltimore pitching including 23 in Memorial Stadium. . . . Neither Harmon Killebrew nor Mickey Mantle has ever hit a grand slam against the O's although Killebrew has hit more home runs vs. O's than any other opponent as well as more in Memorial Stadium—65 (30) and Mantle ranks second with 54 (25).

(Continued on page 12)

★ ★ ★

LONG HOME RUNS/MEMORIAL STADIUM: The longest "measured" home run ever hit in Memorial Stadium was a 471' drive by Harmon Killebrew on May 24, 1964 off Milt Pappas over the hedge in left-center field. . . . This exceeded by two feet the only other blast that has ever cleared the hedge. . . . That was one by Boog Powell 469' to the same area off Boston's Don Schwall on June 22, 1962. Aside from these there have been three balls hit into the hedge (approximately 450'), by Mickey Mantle in 1954, by Powell in 1965 and by Frank Robinson in 1967.

Frank Robinson is the only player to have hit a ball completely out of Memorial Stadium. In the second game of a doubleheader with Cleveland on May 8, 1966, Frank hit a Luis Tiant offering over the left field stands and into the parking lot beyond, a drive that measured 451' on the fly and rolled to a stop 540' away from home plate.

# BALTIMORE ORIOLES RECORDS 1954 thru 1973

## PITCHING

### Individual

Most Strikeouts, Game.....	14*	Bob Turley, 4/21/54 vs. Cleve. (H)
		Connie Johnson, 9/2/57 vs. N. Y. (H)
Most Bases on Balls, Game.....	12†	Jack Fisher, 8/4/61 vs. L. A. (A) (9 inn.)
Most Innings Pitched, Game.....	16	Jerry Walker, 9/11/59* vs. Chi. (H)
Most Consecutive Shutout Innings.....	36	Hal Brown, 1961
Most Consecutive Shutouts.....	3	Jack Fisher, 1960; Hal Brown, 1961; Milt Pappas, 1964; Tom Phoebus, 1967
Most Consecutive Wins.....	17	Dave McNally, 9/22/68 to 8/3/69
Most Consecutive Wins, One Season.....	15	Dave McNally, 1969
Most Wins Over One Club, Season 6		Wally Bunker, vs. K. C., 1964
Most Losses to One Club, Season..	5	Don Larsen, to Chi., 1954; Joe Coleman, to N. Y., 1954; Jim Wilson, to Clev., 1955
Most Wins by Opponent, Season....	6	Bud Daley, K. C., 1959
Most Losses by Opponent, Season..		Ned Garver, K. C., 1957; Dick Stigman, Minn., 1963; Stan Williams, Clev., 1969

\* Club record is 21 set by 5 pitchers (Barber, Bunker, Watt, E. Fisher, S. Miller) on 6/4/67 vs. Wash. (H) (19 inns.).

† Club record is 14 set on 4/30/68 by Howard (6), Brabender (5) and Watt (3).

### No-Hit Games (4)

Hoyt Wilhelm, vs. N. Y., 9/20/58 (H)
* Steve Barber-Stu Miller, vs. Det., 4/30/67 <sup>1</sup> (H)
Tom Phoebus, vs. Bos., 4/27/68 (H)
Jim Palmer, vs. Oak., 8/13/69 (H)

### One-Hit Games (18)

Joe Coleman, vs. N. Y., 9/9/54 (H)
§ C. Johnson-G. Zverink, vs. Chi., 6/21/56 (A)
Hoyt Wilhelm, vs. N. Y., 5/22/59 (H)
Hal Brown, vs. N. Y., 6/1/60 (H)
Steve Barber, vs. K. C., 7/28/60 (H)

\* Orioles lost, 2-1, when Tigers scored twice in top of 9th inning . . . First Detroit run scored on Barber's wild pitch and deciding run scored on error.

§ Johnson and Zverink were beaten by Jack Harshman who also pitched one-hitter. . . Bertaina defeated Bob Meyer who also threw one-hitter. . . Score in both games was 1-0.

### One-Hit Games (Cont.)

Billy Hoefft, vs. Wash., 8/19/61 (A)
Wally Bunker, vs. Wash., 5/5/64 (H)
Wally Bunker, vs. K. C., 7/3/64 (H)
Milt Pappas, vs. Minn., 9/2/64 (A)
§ Frank Bertaina, vs. K. C., 9/12/64 (H)
Dave McNally, vs. Wash., 10/1/64 (H)
Steve Barber, vs. Cal., 4/16/67 <sup>1</sup> (A)
Jim Palmer, vs. N. Y., 5/12/67 (A)
Dave Leonhard, vs. Det., 5/6/68 (H)
Dave McNally, vs. Minn., 5/15/69 (A)
Mike Cuellar, vs. Minn., 8/10/69 (H)
Mike Cuellar, vs. K. C., 5/12/71 (H)
Jim Palmer, vs. Clev., 7/27/73 <sup>1</sup> (H)

## NO-HITTER BY OPPONENT

The only no-hitter ever pitched against the Orioles was by the Angels' Bo Belinsky on May 5, '62 at Dodger Stadium, 2-0, over Steve Barber.

### Individual Pitching—By Season

Record	Name	Year
Most Games.....	71	Stu Miller.....1963
Most Games Started.....	40	(Dave McNally.....1969-70 Mike Cuellar.....1970)
Most Complete Games.....	21	Mike Cuellar.....1970-71
Most Games Finished.....	59	Stu Miller.....1963
Most Wins.....	24	(Mike Cuellar.....1970 Dave McNally.....1970)
Most Losses.....	21	Don Larsen.....1954
Best Won-Lost Pct. ....	.808 (21-5)	Dave McNally.....1971
Most Bases on Balls.....	181	Bob Turley.....1954
Most Strikeouts.....	202	Dave McNally.....1968
Most Innings Pitched.....	305	Jim Palmer.....1970
Most Shutouts.....	8	Steve Barber.....1961
Most Home Runs Allowed.....	35	Robin Roberts.....1963
Lowest E.R.A. ....	1.95	Dave McNally.....1968
Most Wins, Relief.....	14	Stu Miller.....1965
Most Relief Points.....	35	Stu Miller.....1965

12

# BALTIMORE ORIOLES RECORDS 1954 thru 1973

## PITCHING (Cont.)

### 20-Game Winners

Year	Pitcher	Record	Year	Pitcher	Record
1963	Steve Barber	20-13	1971	Dave McNally	21-5
1968	Dave McNally	22-10		Mike Cuellar	20-9
1969	Dave McNally	20-7		Jim Palmer	20-9
	Mike Cuellar	23-11		Pat Dobson	20-8
1970	Dave McNally	24-9	1972	Jim Palmer	21-10
	Mike Cuellar	24-8	1973	Jim Palmer	22-9
	Jim Palmer	20-10			

★ ★ ★

### Notes On 20-Game Winners

During the six years that George Bamberger has been the Orioles' pitching coach (starting in '68), the Birds' staff has produced 12 20-game winning performances. In the club's first 14 years of operation only one pitcher was able to reach that plateau—Steve Barber in 1963.

In this period Dave McNally and Jim Palmer have each been 20-game winners four times, Mike Cuellar has been there three times and Pat Dobson once.

In 1971 four Baltimore pitchers reached the 20-win level. The only other foursome in the entire history of major league baseball to have achieved that feat were four hurlers from the 1920 White Sox (51 years earlier): Urban "Red" Faber-23, Claude Williams-22, Dickie Kerr-21 and Ed Cicotte-21. Despite that achievement, incidentally, the White Sox that year finished second, two games back of Cleveland.

The four Orioles pitchers all reached the 20-win plateau within six days: McNally was first on 9/21, then in the same weekend series in Cleveland, the other three joined him: Cuellar (9/24—1st game—clinched pennant), Dobson (9/24—2nd game), Palmer (9/26).

★ ★ ★

### Club Pitching

Most Consecutive Shutouts.....	4.....	6/24 thru 6/28/57 (Brown, Loes, C. Johnson, Moore)
Most Consecutive Shutout Innings	45.....	6/23 (from 5th inn.) to 6/29/57 (thru 4th inn.)
Most Complete Games, Season....	71.....	1971
Most Consecutive Complete Games, Season .....	7.....	1968
Most Shutouts, Season.....	21.....	1961
Most Strikeouts, Season.....	1070.....	1966
Most Bases on Balls, Season.....	688.....	1954
Fewest Bases on Balls, Season....	393.....	1972
Lowest E.R.A., Season.....	2.53.....	1972

★ ★ ★

## FIELDING

### Club—By Season

Most Double Plays.....	184.....	1973	Most Passed Balls.....	49.....	1959
Most Errors.....	167.....	1955	Highest Fielding Pct.....	.985†.....	1964
Fewest Errors.....	95†.....	1964	Most Consecutive Errorless Games .....	10.....	1962
Most Errorless Games.....	90.....	1964			

See page 18 for additional fielding records.

★ ★ ★

## GENERAL CLUB RECORDS

Longest Win Streak.....	14	(9/20/70 thru 4/10/71 8/12/73 thru 8/27/73)
Longest Win Streak (Season) ..	14	(8/12/73 thru 8/27/73)
Longest Losing Streak.....	14	(8/11 thru 8/25/54)
Longest Game, by Innings.....	19	(6/4/67 vs. Wash. (H))
Longest Game, by Time.....	5:27	(8/25/68 vs. Bos. (H), (18 inn.) { Balto. 3, Bos. 2 }
	3:47	(8/14/55 <sup>2</sup> vs. N. Y. (H) (9 inn.) { Balto. 6, N. Y. 20 }
Shortest Game, by Time.....	1:32	(9/26/62 <sup>1</sup> vs. K. C. (H))
Most Players Used, Game.....	24	(9/7/58 vs. Bos. (H) (10 inn.)
Most Players Used Both Clubs, Game .....	42	(6/23/54 vs. Bos. (H) (17 inn.)
Most Wins Over One Club, Season .....	16	(vs. K. C. ('57) and Bos. ('60) 15 (vs. Wash. ('63)—(since expansion) vs. N. Y. ('66)—(since expansion)
Most Consecutive Wins Over One Club .....	23†	(vs. K. C. Royals (5/10/69 thru 8/2/70)
Most Losses to One Club, Season .....	19	(to Clev. ('54, '55), to New York ('55)

† Major League record.

13



# ORIOLES DAY-BY-DAY RECORD—1973

Game No.	Opponent	Score	W/L	Pitchers of Record	Date	Team Record	G.B.	Cumulative Home Attendance	Home Date	Cumulative Home Attendance	Home Date
1	MILWAUKEE	10-0	W	McNally-c Colborn	4/06	1-0	1T	26,543	1	26,543	1
2	MILWAUKEE	8-7 (10)	W	Watt-r Alex' der-c Bell-r	4/07	2-0	1T	33,283	2	33,283	2
3	Detroit	3-1 (12)	W	Watt-r McNally	4/11	3-0	1T				
4	Detroit	1-0 (10)	W	McNally	4/12	4-0	1T	(1/2)			
5	Milwaukee	0-2	L	Cuellar-c Parsons	4/13	4-1	2				
6	Milwaukee	5-1	W	Alex' der-c Lockwood	4/14	5-1	2				
7	Milwaukee	2-3 (11)	L	Reynolds-r Bell-r	4/15	5-2	2				
*8	Milwaukee	5-4	W	Watt-r Bell-r	4/15	6-2	2	(1/2)			
9	NEW YORK	4-2	W	McNally-c Kline	4/17	7-2	1 (2)				
10	NEW YORK	4-7	L	Cuellar-c McDaniell-r	4/18	7-3	1 (1)				
11	NEW YORK	1-6	L	Palmer	4/19	7-4	1T				
12	DETROIT	6-5 (10)	W	Reynolds-r LaGrow-r	4/20	8-4	1 (1)				
13	DETROIT	1-3	L	McNally-c Coleman-c	4/21	8-5	1T				
14	DETROIT	5-3	W	Cuellar-c J. Perry	4/22	9-5	1 (1)				
15	California	5-6 (10)	L	Watt-r Sellers-r	4/24	9-6	1 (1)				
16	California	0-1	L	McNally-c Singer-c	4/25	9-7	1 (1)				
17	Oakland	3-4 (12)	L	Watt-r Pina-r	4/27	10-8	1 (1/2)				
18	Oakland	2-1	W	Palmer-c Holtzman-c	4/28	10-9	1 (1/2)				
19	Oakland	3-4	L	McNally	4/29	10-9	1 (1/2)				
20	Chicago	5-6	L	Cuellar	5/01	10-10	2	1/2			
21	Chicago	0-4	L	Palmer	5/02	10-11	2T	1/2			
22	CALIFORNIA	0-1	L	McNally-c May-c	5/04	10-12	3T	1/2			
23	CALIFORNIA	1-3	L	Cuellar	5/05	10-13	4T	1 1/2			
24	CALIFORNIA	5-0	W	Palmer-c Ryan	5/06	11-13	3	1/2			
25	OAKLAND	8-2	W	Alex' der-c Fingers	5/07	12-13	1T				
26	OAKLAND	3-4 (10)	L	McNally-c Hunter	5/09	12-14	3T	1 1/2			

14

27	New York	3-0	W	Palmer-c Kline-c	5/11	13-14	2				
28	New York	0-8	L	Cuellar	5/12	13-15	3T	1/2			
29	New York	0-4	L	Pena	5/13	13-16	4T	1			
*30	New York	9-6	W	Watt-r McDaniell-r	5/13	14-16	2T	1			
31	Boston	0-1 (11)	L	Reynolds-r Bolin-r	5/14	14-17	5T	1			
32	Cleveland	4-1	W	Palmer-c G. Perry	5/17	15-17	3T	1			
33	Cleveland	6-2	W	Pena-r Tidrow	5/18	16-17	2T	1			
34	BOSTON	3-1	W	Alex' der-c	5/19	17-17	2	1 1/2			
35	BOSTON	1-4	L	Palmer	5/21	17-18	2	1 1/2			
36	CLEVELAND	3-5	L	McNally	5/22	17-19	4	1 1/2			
37	Minnesota	7-2 (7)	W	Cuellar-c Woodson	5/26	18-19	3	2			
38	Minnesota	3-10	L	Alexander	5/28	18-20	3	3			
39	Kansas City	3-2	W	Palmer-c Splitter-c	5/29	19-20	3	2 1/2			
40	Kansas City	5-4	W	McNally	5/30	20-20	3	2 1/2			
41	Kansas City	1-4	L	Cuellar	5/31	20-21	3	3 1/2			
42	Texas	3-4 (14)	L	Reynolds-r Paul-r	6/01	20-22	4	2 1/2			
43	Texas	8-3	W	Palmer-c Allen	6/02	21-22	3	2 1/2			
44	Texas	7-1 (6)	W	McNally-c Broberg-c	6/03	22-22	3	2 1/2			
45	CHICAGO	7-4	W	Watt-r Wood	6/05	23-22	3	2 1/2			
46	CHICAGO	14-4	W	Alexander	6/06	24-22	3	1 1/2			
47	CHICAGO	2-3	L	Palmer	6/07	24-23	3	1 1/2			
48	MINNESOTA	0-2	L	McNally-c Blyleven-c	6/08	24-24	3	2 1/2			
49	MINNESOTA	7-4	W	Reynolds-r Hands	6/09	25-24	3	2			
50	MINNESOTA	4-11	L	Alexander	6/10	25-25	3T	2			
51	KANSAS CITY	6-4	W	Watt-r Bird-r	6/12	26-25	4	1 1/2			
52	KANSAS CITY	0-2	L	McNally	6/13	26-26	4T	2			
53	KANSAS CITY	8-3	W	Watt-r Garber-r	6/14	27-26	4	1			
54	TEXAS	1-0	W	Cuellar-c Siebert	6/15	28-26	3	1			
55	TEXAS	9-1	W	Palmer-c Dunning	6/16	29-26	2	1			
56	TEXAS	5-4 (16)	W	Reynolds-r Stanhouse-r	6/17	30-26	2	1			

15

(Continued)

c—complete game  
opponent in lower case—away game

\*second game of doubleheader  
opponent in CAPS—home game

r—relief

( )—denotes games ahead

# ORIOLES DAY-BY-DAY RECORD — 1973

Game No.	Opponent	Pitchers of Record	W/L	Score	Game	Cumulative Home Attendance	Team Record	Home Date
112	Kansas City	Alex der-c	1-2	7-3	137	80,571	80-57 1 (4)	9/07
113	Kansas City	McNally	4-9	6-1	138	81,571	81-57 1 (5)	9/08
114	Kansas City	Palmer	10-6	4-6	139	81,581	81-58 1 (5 1/2)	9/09
115	Texas	Cuellar	7-4	13-4	140	82,581	82-58 1 (5 1/2)	9/10
116	Texas	McNally	12-10	3-4	141	82,591	82-59 1 (4 1/2)	9/11
117	Texas	McNally	3-1	8-3	142	83,591	83-59 1 (5 1/2)	9/12
118	CHICAGO	Bahnsen-c	3-2	4-1	143	84,591	84-59 1 (6)	9/13
119	CHICAGO	Forster-c	3-0	5-3	144	85,591	85-59 1 (6 1/2)	9/14
120	CHICAGO	Wood	8-2	7-6 (10)	145	86,591	86-60 1 (6 1/2)	9/15
121	MINNESOTA	Alex der-c	4-3	0-3	146	87,601	87-60 1 (7)	9/16
122	MINNESOTA	Hands-r	2-3	5-7	147	88,601	88-61 1 (7 1/2)	9/17
123	MINNESOTA	Bliven-c	4-3	5-4 (10)	148	89,611	89-61 1 (7 1/2)	9/18
124	KANSAS CITY	Fife-r	6-0	6-2	149	90,621	90-62 1 (7 1/2)	9/19
125	KANSAS CITY	Fitzmorris	7-1	1-10	150	91,621	91-62 1 (8)	9/20
126	KANSAS CITY	Busby	10-1	9-0	151	92,621	92-62 1 (8)	9/21
127	TEXAS	Palmer	6-1	7-4	152	93,621	93-62 1 (10)	9/22
128	TEXAS	Clyde	3-5	7-1	153	94,621	94-62 1 (9 1/2)	9/23
129	TEXAS	Hudson	8-1	2-1	154	95,621	95-62 1 (10 1/2)	9/24
130	New York	Stot myre-c	2-5	8-3	155	96,621	96-62 1 (11)	9/25
131	New York	Debon	10-6	4-0	156	97,621	97-62 1 (11 1/2)	9/26
132	New York	McDowell	1-0	2-5	157	98,621	98-62 1 (12)	9/27
133	Boston	Curtis	13-8	4-6	158	99,621	99-62 1 (9)	9/28
134	Boston	Watt-r	8-9	18-4	159	100,621	100-62 1 (8 1/2)	9/29
135	Boston	Tiant-c	1-2 (12)	2-6	160	101,621	101-62 1 (8)	9/30
136	Boston	Moret	5-7	7-3	161	102,621	102-62 1 (8)	9/30

c—complete game  
opponent in lower case—away game  
( )—denotes games ahead

r—relief  
opponent in CAPS—home game  
\*second game of doubleheader

## 1973 MAJOR LEAGUE STANDINGS

AMERICAN LEAGUE					NATIONAL LEAGUE				
Eastern Division					Eastern Division				
	Won	Lost	Pct.	G.B.		Won	Lost	Pct.	G.B.
Baltimore	97	65	.599	....	New York	82	79	.509	....
Boston	89	73	.549	8	St. Louis	81	81	.500	1 1/2
Detroit	85	77	.525	12	Pittsburgh	80	82	.494	2 1/2
New York	80	82	.494	17	Montreal	79	83	.488	3 1/2
Milwaukee	74	88	.457	23	Chicago	77	84	.478	5
Cleveland	71	91	.438	26	Philadelphia	71	91	.438	11 1/2
Western Division					Western Division				
	Won	Lost	Pct.	G.B.		Won	Lost	Pct.	G.B.
Oakland	94	68	.580	....	Cincinnati	99	63	.611	....
Kansas City	88	74	.543	6	Los Angeles	95	66	.590	3 1/2
Minnesota	81	81	.500	13	San Francisco	88	74	.543	11
California	79	83	.488	15	Houston	82	80	.506	17
Chicago	77	85	.475	17	Atlanta	76	85	.472	22 1/2
Texas	57	105	.352	37	San Diego	60	102	.370	39

1973 CLUB STATISTICS					Balto. Opp.				
	Won	Lost							
One-Run Games	23	24	Errors	119	147	Double Plays	184	155	
Two-Run Games	15	19	Complete Games	67	46	Stolen Bases	146	70	
Night Games	68	47	Caught Stealing	64	55	Doubles	230	206	
Day Games	29	18	Triples	48	31	Home Runs	119	124	
Extra Inning Games	11	9	Home	63	60	Away	56	64	
Shutouts	14	13	vs. Righthanders	69	47	vs. Lefthanders	28	18	
vs. Righthanders	69	47	Doubleheaders	3	1	Split	11		
vs. Lefthanders	28	18	Winning Streaks	14 (8/12 thru 8/27), 6 (once), 5 (once), 4 (four times).		Losing Streaks	5 (once), 4 (once).		

WON-LOST RECORDS 1954-1973					ORIOLES STANDINGS, 1954-1973				
Club	Home W-L	Away W-L	Total W-L		Yr.	W	L	Pct.	G.B.
Bos.	109-85	83-111	192-196		*1973	97	65	.599	(8)
Cal.	59-40	50-54*	109-94		1972	80	74	.519	5
Chi.	100-78	84-96	184-174		*1971	101	57	.639	(12)
Cle.	97-95	89-105	186-200		*1970	108	54	.667	(15)
Det.	103-91	87-105	190-198		*1969	109	53	.673	(19)
K.C.	23-6	20-10	43-16		1968	91	71	.562	12
Mil.	21-12	29-7	50-19		1967	76	85	.472	15 1/2
Min.	101-78	97-82	198-160		1966	97	63	.606	(9)
N.Y.	104-88	91-100	195-188		1965	94	68	.580	8
Oak.	105-69	98-82	203-151		1964	97	65	.599	2
Tex.	76-34	75-35	151-69		1963	86	76	.531	18 1/2
Grand	898-676	803-789	1701-1465		1962	77	85	.475	19
Totals	(.571)	(.504)	(.537)		1961	95	67	.586	14

\*O's were 6-4 in Wrigley Field (L.A.), 15-20 in Dodger Stadium, and are 29-30 in Anaheim.  
MANAGERS WON-LOST RECORDS:  
Bauer (407-318, .561), Dykes (54-100, .351), Harris (17-10, .630), Hitchcock (163-161, .503), Richards (517-539, .490), Weaver (543-337, .617).

WON-LOST RECORDS vs. EACH OPPONENT, 1973					Orioles vs. A.L. East				
Orioles vs. A.L. West					Orioles vs. A.L. East				
	Home W-L	Away W-L	Total W-L			Home W-L	Away W-L	Total W-L	
California	3-3	3-3	6-6		Boston	4-5	3-6	7-11	
Chicago	5-1	3-3	8-4		Cleveland	5-4	7-2	12-6	
Kansas City	5-1	3-3	8-4		Detroit	4-5	5-4	9-9	
Minnesota	4-2	4-2	8-4		Milwaukee	8-1	7-2	15-3	
Oakland	2-4	3-3	5-7		New York	5-4	4-5	9-9	
Texas	5-1	5-1	10-2		Totals	26-19	26-19	52-38	
Totals	24-12	21-15	45-27		Grand Totals	50-31	47-34	97-65	



# ORIOLES 1973 INDIVIDUAL FIELDING

Player	Pos.	G	PO	A	E	TC	DP	PB	FA
Baker	1B	1	3	0	0	3	0	..	1.000
	2B	7	11	14	2	27	1	..	.926
	3B	1	0	0	0	0	0	..	.000
	SS	32	30	51	3	84	16	..	.964
Baylor	1B	6	24	5	2	31	2	..	.935
	OF	110	204	5	4	213	0	..	.981
Belanger	SS	154	241	530	23	794	100	..	.971
Blair	OF	144	369	14	4	387	4	..	.990
Brown	2B	1	1	0	0	1	0	..	1.000
	3B	15	9	13	3	25	2	..	.880
Bumbry	OF	86	134	2	3	139	0	..	.978
Cabell	1B	23	111	4	1	116	14	..	.991
	3B	1	0	0	0	0	0	..	.000
Coggins	OF	101	220	6	3	229	3	..	.987
Crowley	1B	7	21	4	1	26	3	..	.962
	OF	10	12	1	2	15	0	..	.867
Davis	1B	4	32	2	1	35	3	..	.971
DeCinces	2B	2	1	2	0	3	0	..	1.000
	3B	8	3	14	2	19	2	..	.895
	SS	1	0	3	0	3	0	..	1.000
Etehebarren	C	51	201	14	2	217	5	1	.991
Fuller	1B	2	8	1	0	9	1	..	1.000
	OF	5	12	1	0	13	0	..	1.000
Grich	2B	162	431	509	5	945	130	..	.995
Hendricks	C	38	148	9	1	158	1	1	.994
Motton	OF	1	0	0	0	0	0	..	.000
Powell	1B	111	988	77	12	1077	95	..	.989
Rettenmund	OF	90	196	4	3	203	1	..	.985
Robinson	3B	154	129	354	15	498	25	..	.970
Robles	C	8	32	1	0	33	0	0	1.000
Williams	1B	42	326	19	2	347	36	..	.994
	C	95	407	33	6	446	5	4	.987
(Pitchers)									
Alexander	27	15	30	2	47	1	..	..	.957
Cuellar	37	9	47	3	59	2	..	..	.949
Garland	4	1	1	0	2	0	..	..	1.000
Hood	6	1	3	2	6	1	..	..	.667
Jackson	38	2	12	1	15	3	..	..	.933
Jefferson	17	5	20	0	25	0	..	..	1.000
McNally	38	13	51	2	66	4	..	..	.970
Palmer	36	24	35	2	61	3	..	..	.967
Pena	9	3	7	1	11	0	..	..	.909
Reynolds	37	5	7	5	17	1	..	..	.706
Scott	1	0	0	0	0	0	..	..	.000
Watt	24	3	6	1	10	0	..	..	.900
Team Totals	162	4385	1915	119	6419	184	6	..	.981

FIELDING NOTES: For the fourth straight year the Orioles finished second in fielding percentage, this time trailing the Tigers (.982) by .001 with an average of .981. . . . The Birds have finished first ('63, '64, '66, '69) or second ('60, '61, '68, '70, '71, '72, '73) 11 times in the past 14 seasons.

**Grich/Adair:** Bobby Grich established a major league record for second basemen in 1973 by putting together a fielding percentage of .995 based on only five errors in 945 total chances while playing in all 162 games. He thus surpassed the former standard of .9939 set by Jerry Adair while with the Orioles in 1964. . . . At the same time Grich tied Adair's major league mark for fewest errors—5 (150 or more games)—also set in 1964.

Adair, however, retains exclusive hold on two other marks he set with the Birds in 1964-65: most consecutive chances accepted without error (458, 7/22/64 thru 5/6/65) and most consecutive errorless games (89, 7/22/64 thru 5/6/65).

O's major league records: The Orioles hold two significant major league records as a team, both set in 1964: (1) highest fielding percentage—.985 and (2) fewest errors, season—95. . . . At the same time the Birds also hold the modern major league record for most passed balls, season (49), set back in 1959 when Hoyt Wilhelm was an Orioles starter.

Triple plays: Despite two triple plays last year, the Orioles have only executed five during their 20 seasons in the American League while having been victimized with the same weapon ten times. Strangely enough, the last three triple plays pulled off by the Orioles have all been of the rare around-the-horn, ground ball variety, and all have been started by Brooks Robinson:

- 9/29/73—at Detroit . . . Frank Howard "gitp" . . . 5-4-3 (B. Robinson, B. Grich, T. Crowley).
- 7/ 7/73—vs. Oak. at Balto. . . . Gene Tenace "gitp" . . . 5-4-3 (B. Robinson, B. Grich, E. Cabell).
- 8/ 6/69—vs. K.C. at Balto. . . . Eliseo Rodriguez "gitp" . . . 5-4-3 (B. Robinson, D. Johnson, B. Powell).
- 4/ 9/59—at Wash. . . . Ed Fitzgerald line drive . . . 3-6-3 (B. Boyd, C. Carrasquel, B. Boyd).
- 8/ 3/55—vs. K.C. at Balto. . . . Art Ceccarelli "gidp" then runner was thrown out at home . . . 3-6-2 (G. Triandos, W. Miranda, H. Smith).

Elrod Hendricks was the last Oriole to hit into a triple play, in Boston on 5/25/72. Duane Josephson (1b) caught his line drive, stepped on first then threw to Luis Aparicio at second for the third out. . . . On four of the 10 occasions that Birds' opponents have executed triple plays, Brooks Robinson has been the batter, Brooks grounded into one, lined into another and two were "gidp's" with a runner then being thrown out between third and home.

Gold Gloves: See page 29.

# BALTIMORE ORIOLES STATISTICS—1973

## Final Official

## BATTING

Player	Pct.	G	AB	R	H	2B	3B	HR	RBI	SB	CS	SH	SF	HP	BB	SO	E
Baker	.190	44	63	10	12	1	2	1	11	0	0	0	1	0	7	7	5
Baylor	.286	118	405	64	116	20	4	11	51	32	9	0	6	13	35	48	6
Belanger	.226	154	470	60	106	15	1	0	27	13	6	15	5	5	49	54	23
Blair	.280	146	500	73	140	25	3	10	64	18	8	6	5	0	43	72	4
Brown	.250	17	28	4	7	0	0	1	5	0	0	1	1	0	5	4	3
Bumbry	.337	110	356	73	120	15	11	7	34	23	10	1	1	3	34	49	3
Cabell	.213	32	47	12	10	2	0	1	3	1	3	1	2	0	3	7	1
Coggins	.319	110	389	54	124	19	9	7	41	17	9	7	2	0	28	24	3
Crowley	.206	54	131	16	27	4	0	3	15	0	0	0	1	1	16	14	3
Davis	.306	137	552	53	169	20	3	7	89	11	3	3	4	1	30	56	1
DeCinces	.111	10	18	2	2	0	0	0	3	0	0	0	0	0	1	5	2
Etehebarren	.257	54	152	16	39	9	1	2	23	1	1	1	2	12	21	2	0
Fuller	.115	9	26	2	3	0	0	2	4	0	0	0	0	0	1	17	0
Grich	.251	162	581	82	146	29	7	12	50	17	9	3	2	7	107	91	5
Hendricks	.178	41	101	9	18	5	1	3	15	0	0	1	1	1	10	22	1
Motton	.333	5	6	2	2	0	0	1	4	0	0	0	0	0	1	1	0
Powell	.265	114	370	52	98	13	1	11	54	0	2	4	5	0	85	64	12
Rettenm'd	.262	95	321	59	84	17	2	9	44	11	2	6	2	4	57	38	3
Robinson	.257	155	549	53	141	17	2	9	72	2	0	8	4	3	55	50	15
Robles	.077	8	13	0	1	0	0	0	0	0	0	0	0	0	3	1	0
Williams	.237	132	459	58	109	18	1	22	83	0	2	1	7	3	66	107	8

Club Totals .266 162 5537 754 1474 229 48 119 692 146 64 58 49 43 648 752 119

Pinch-Hit's .265 83 2 22 1 0 0 7 1 0 1 0 0 8 14 0  
DH-Hit's .286 669 74 191 22 5 10 96 15 0 3 4 3 42 74 0

## PITCHING

Player	W	L	SV	G	GS	CG	SHO	IP	H	R	ER	HR	BB	SO	ERA
Alexander	12	8	0	29	26	10	0	174.2	169	85	75	19	52	63	3.86
Cuellar	18	13	0	38	38	17	2	267	265	120	97	29	84	140	3.27
Garland	0	1	0	4	1	0	0	16	14	8	7	1	7	10	3.94
Hood	3	2	1	8	4	1	1	32.1	31	17	14	1	6	18	3.90
Jackson	8	0	9	45	0	0	0	80.1	54	18	17	5	24	47	1.90
Jefferson	6	5	0	18	15	3	0	100.2	104	53	46	15	46	52	4.11
McNally	17	17	0	38	38	17	4	266	247	100	95	16	81	87	3.21
Palmer	22	9	1	38	37	19	6	296.1	225	86	79	16	113	158	2.40
Pena	1	1	1	11	2	0	0	44.2	36	20	20	10	8	23	4.03
Reynolds	7	5	9	42	1	0	0	111	88	27	24	3	31	77	1.95
Scott	0	0	0	1	0	0	0	1.2	2	1	1	1	2	2	5.40
Watt	3	4	5	30	0	0	0	71.0	62	26	26	8	21	38	3.30

Club Totals 97 65 26 302 162 67 13 1461.2 1297 561 498\* 124 475 715 3.07

\*Orioles were charged with 501 individual earned runs but only 498 team earned runs.

SHUTOUTS: Cuellar—2 (Tex., Chi.); Hood—1 (Det.); McNally—4 (Mil., K.C., N.Y. 2); Palmer—6 (Cal., Mil., Det., Cle., N.Y. 2).

COMBINATION SHUTOUTS: McNally and Pena vs. Det.

LOW-HIT GAMES: No-Hitter—None; One-Hitter—1 . . . Palmer (Cle.); Two-Hitters—4 . . . Palmer 2 (Tex., N.Y.), McNally (Tex.), Hood (Det.); Three-Hitters—8 . . . Palmer 3 (Cle. 2, N.Y.), Cuellar 2 (Mil., Tex.), McNally 2 (Mil., K.C.), McNally-Pena (Det.).

## STOLEN BASES

While setting a club record with a league leading figure of 146 stolen bases, the Orioles became the first club in history to have eight players with 10 or more steals in a single season: Don Baylor (32), Al Bumbry (23), Paul Blair (18), Richie Coggins and Bobby Grich (17 each), Mark Belanger (13), Tommy Davis and Merv Rettenmund (11 each).

Previously only one club had as many as seven base thieves in double figures during one season. That was the 1927 Detroit Tigers: Johnny Neun (22), Jackie Tavener (20), Charlie Gehringer (17), Jack Warner (15), Lu Blue (13), Heinie Manush (12) and Harry Heilmann (11).

## BUNTS FOR BASE HITS

In 1973 the Orioles beat out 52 bunts for base hits including 14 by club leader Paul Blair. Al Bumbry and Mark Belanger had eight bunt base hits each; Don Baylor was credited with six; Tommy Davis, Richie Coggins and Bobby Grich had four apiece while Merv Rettenmund had two and both Andy Etehebarren and Sergio Robles, one apiece.

# ORIOLES 1973 INDIVIDUAL BATTING

	BAKER					BAYLOR					BELANGER				
	AB	H	HR	RBI	Pct.	AB	H	HR	RBI	Pct.	AB	H	HR	RBI	Pct.
Season	63	12	1	11	.190	405	116	11	51	.286	470	106	0	27	.226
Home	42	11	1	10	.262	213	50	4	21	.235	213	55	0	17	.258
Away	21	1	0	1	.048	192	66	7	30	.344	257	51	0	10	.198
vs. Bos.	4	0	0	0	.000	58	18	1	7	.310	56	17	0	3	.304
Cal.	2	1	0	0	.500	30	5	0	2	.167	40	7	0	3	.175
Chi.	1	0	0	0	.000	29	10	1	3	.345	33	8	0	1	.242
Cle.	20	6	1	7	.300	36	10	2	5	.278	51	9	0	3	.176
Det.	3	0	0	0	.000	45	11	0	3	.244	60	15	0	4	.250
K. C.	2	0	0	0	.000	24	6	1	1	.250	38	12	0	2	.316
Mil.	10	5	0	3	.500	45	13	1	5	.289	53	9	0	6	.170
Min.	8	0	0	0	.000	16	5	0	4	.313	28	7	0	1	.250
N. Y.	10	0	0	0	.000	51	13	1	8	.255	42	9	0	0	.214
Oak.	2	0	0	0	.000	38	10	2	5	.263	35	8	0	3	.229
Tex.	1	0	0	1	.000	33	15	2	8	.455	34	5	0	1	.147
Pre-A.S.	15	2	0	2	.133	232	53	4	22	.228	274	62	0	21	.226
Post-A.S.	48	10	1	9	.208	173	63	7	29	.364	196	44	0	6	.224
vs. East	47	11	1	10	.234	235	65	5	28	.277	262	59	0	16	.225
vs. West	16	1	0	1	.063	170	51	6	23	.300	208	47	0	11	.226
Pinch-Hitter	2	1	0	0	.500	12	2	0	4	.167	0	0	0	0	.000

	BLAIR					BUMBRY					CABELL				
	AB	H	HR	RBI	Pct.	AB	H	HR	RBI	Pct.	AB	H	HR	RBI	Pct.
Season	500	140	10	64	.280	356	120	7	34	.337	47	10	1	3	.213
Home	240	71	4	35	.296	173	61	2	16	.353	21	5	1	2	.238
Away	260	69	6	29	.265	183	59	5	18	.322	26	5	0	1	.192
vs. Bos.	64	25	5	13	.391	30	13	0	1	.433	4	1	0	0	.250
Cal.	35	8	0	6	.229	23	4	0	1	.174	0	0	0	0	.000
Chi.	37	7	2	4	.189	24	7	0	2	.292	2	1	0	0	.500
Cle.	45	11	0	5	.244	49	20	0	5	.408	9	3	0	1	.333
Det.	64	20	0	8	.313	31	12	2	5	.387	4	1	0	0	.250
K. C.	37	11	1	8	.297	29	11	0	2	.379	3	0	0	1	.000
Mil.	60	17	0	4	.283	53	18	0	5	.340	6	0	0	0	.000
Min.	32	8	0	6	.250	29	7	1	3	.241	5	2	0	0	.400
N. Y.	43	12	1	4	.279	39	11	1	1	.282	1	0	0	0	.000
Oak.	43	8	0	2	.186	20	7	3	5	.350	13	2	1	1	.154
Tex.	40	13	1	4	.325	29	10	0	4	.345	0	0	0	0	.000
Pre-A.S.	295	87	6	36	.295	191	58	7	23	.304	32	7	1	2	.219
Post-A.S.	205	53	4	28	.259	165	62	0	11	.376	15	3	0	1	.200
vs. East	276	85	6	34	.308	202	74	3	17	.366	24	5	0	1	.208
vs. West	224	55	4	30	.246	154	46	4	17	.299	23	5	1	2	.217
Pinch-Hitter	9	0	0	0	.000	8	5	0	1	.625	4	1	0	0	.250

	COGGINS					DAVIS					DeCINCES				
	AB	H	HR	RBI	Pct.	AB	H	HR	RBI	Pct.	AB	H	HR	RBI	Pct.
Season	389	124	7	41	.319	552	169	7	89	.306	18	2	0	3	.111
Home	189	57	3	24	.302	264	78	5	47	.295	14	2	0	3	.143
Away	200	67	4	17	.335	288	91	2	42	.316	4	0	0	0	.000
vs. Bos.	37	11	0	1	.297	60	15	1	8	.250	0	0	0	0	.000
Cal.	20	6	0	1	.300	45	14	0	8	.311	0	0	0	0	.000
Chi.	22	7	0	3	.318	49	14	1	9	.286	0	0	0	0	.000
Cle.	63	22	1	13	.349	59	15	0	10	.254	8	1	0	2	.125
Det.	31	8	1	3	.258	54	14	1	6	.259	5	0	0	0	.000
K. C.	33	9	1	6	.273	42	12	1	7	.286	0	0	0	0	.000
Mil.	50	18	1	6	.360	47	19	0	11	.404	5	1	0	1	.200
Min.	38	13	1	1	.342	46	13	2	6	.283	0	0	0	0	.000
N. Y.	41	14	0	3	.341	58	19	1	11	.328	0	0	0	0	.000
Oak.	17	4	2	2	.235	39	20	0	1	.513	0	0	0	0	.000
Tex.	37	12	0	2	.324	53	14	0	12	.264	0	0	0	0	.000
Pre-A.S.	190	54	2	13	.284	207	98	4	42	.319	0	0	0	0	.000
Post-A.S.	199	70	5	28	.352	345	71	3	47	.206	18	2	0	3	.111
vs. East	222	73	3	26	.329	278	82	3	46	.295	18	2	0	3	.111
vs. West	167	51	4	15	.305	274	87	4	43	.319	0	0	0	0	.000
Pinch-Hitter	7	1	0	0	.143	6	4	0	3	.667	0	0	0	0	.000

	ETCHEBARREN					FULLER					GRICH				
	AB	H	HR	RBI	Pct.	AB	H	HR	RBI	Pct.	AB	H	HR	RBI	Pct.
Season	152	39	2	23	.257	26	3	2	4	.115	581	146	12	50	.251
Home	77	21	2	16	.273	21	3	2	4	.143	276	67	7	28	.243
Away	75	18	0	7	.240	5	0	0	0	.000	305	79	5	22	.259
vs. Bos.	26	8	0	3	.308	1	1	0	0	.000	68	13	0	2	.191
Cal.	17	3	0	2	.176	0	0	0	0	.000	42	9	0	1	.214
Chi.	5	1	0	0	.200	0	0	0	0	.000	38	11	0	2	.289
Cle.	13	7	0	6	.538	9	0	0	1	.000	51	16	3	12	.314
Det.	19	4	1	2	.211	10	2	2	3	.200	67	17	0	3	.254
K. C.	11	6	1	3	.545	0	0	0	0	.000	46	13	1	6	.283
Mil.	18	2	0	3	.111	5	0	0	0	.000	66	19	2	8	.288
Min.	9	3	0	0	.333	0	0	0	0	.000	43	11	2	3	.256
N. Y.	16	3	0	1	.188	1	0	0	0	.000	67	17	1	3	.254
Oak.	2	0	0	0	.000	0	0	0	0	.000	45	8	2	5	.178
Tex.	16	2	0	3	.125	0	0	0	0	.000	48	12	1	5	.250
Pre-A.S.	57	11	0	6	.193	0	0	0	0	.000	340	78	8	24	.229
Post-A.S.	95	28	2	17	.295	26	3	2	4	.115	241	68	4	26	.282
vs. East	92	24	1	15	.261	26	3	2	4	.115	319	82	6	28	.257
vs. West	60	15	1	8	.250	0	0	0	0	.000	262	64	6	22	.244
Pinch-Hitter	3	0	0	0	.000	3	1	0	0	.333	0	0	0	0	.000

# ORIOLES 1973 INDIVIDUAL BATTING

	POWELL					ROBINSON					ROBLES				
	AB	H	HR	RBI	Pct.	AB	H	HR	RBI	Pct.	AB	H	HR	RBI	Pct.
Season	370	98	11	54	.265	549	141	9	72	.257	13	1	0	0	.077
Home	173	46	5	30	.266	261	68	5	28	.261	10	1	0	0	.100
Away	197	52	6	24	.264	288	73	4	44	.253	3	0	0	0	.000
vs. Bos.	35	10	1	7	.286	62	14	1	5	.226	0	0	0	0	.000
Col.	28	5	1	5	.179	42	11	1	8	.262	0	0	0	0	.000
Chi.	33	7	1	5	.212	43	12	2	8	.279	0	0	0	0	.000
Cle.	45	10	3	5	.222	61	18	1	8	.295	3	0	0	0	.000
Det.	42	9	2	5	.214	55	13	0	2	.236	7	1	0	0	.143
K. C.	23	5	0	0	.217	42	13	0	6	.310	0	0	0	0	.000
Mil.	55	14	0	9	.255	61	17	2	14	.279	3	0	0	0	.000
Min.	32	12	1	3	.375	40	9	0	7	.225	0	0	0	0	.000
N. Y.	31	15	0	5	.484	55	8	0	3	.145	0	0	0	0	.000
Oak.	29	7	2	6	.241	44	14	2	7	.318	0	0	0	0	.000
Tex.	17	4	0	4	.235	44	12	0	4	.273	0	0	0	0	.000
Pre-A.S.	234	58	7	35	.248	312	71	7	37	.228	0	0	0	0	.000
Post-A.S.	136	40	4	19	.294	237	70	2	35	.295	13	1	0	0	.077
vs. East	208	58	6	31	.279	294	70	4	32	.238	13	1	0	0	.077
vs. West	162	40	5	23	.247	255	71	5	40	.278	0	0	0	0	.000
Pinch-Hitter	6	3	0	1	.500	1	0	0	0	.000	0	0	0	0	.000



# ORIOLES LIFETIME INDIVIDUAL BATTING (Cont.)

	COGGINS					DAVIS*					ETCHEBARREN				
	AB	H	HR	RBI	Pct.	AB	H	HR	RBI	Pct.	AB	H	HR	RBI	Pct.
Career	428	137	7	42	.320	1963	564	25	294	.287	1952	456	44	237	.234
Balto.	205	59	3	24	.288	379	113	7	55	.298	952	225	23	120	.236
Away	223	78	4	18	.350	1584	451	18	239	.285	1000	231	21	117	.231
vs. Bos.	37	11	0	1	.297	195	44	3	32	.226	203	48	4	20	.236
Cal.	24	9	0	1	.375	173	46	0	23	.266	204	50	4	23	.245
Chi.	22	7	0	3	.318	158	49	3	30	.310	199	38	3	16	.191
Cle.	66	23	1	14	.348	211	57	0	33	.270	173	36	1	19	.208
Det.	33	8	1	3	.242	204	50	5	21	.245	258	50	8	27	.194
K. C.	33	9	1	6	.273	130	38	2	25	.292	60	17	1	11	.283
Mil.	65	20	1	6	.308	106	38	0	19	.358	67	13	0	7	.194
Min.	45	17	1	1	.378	181	48	4	21	.265	153	41	6	26	.268
N. Y.	49	17	0	4	.347	190	60	2	27	.316	264	71	9	39	.269
Oak.	17	4	2	2	.235	107	38	0	13	.355	171	46	2	24	.269
Tex.	37	12	0	2	.324	185	56	3	39	.303	205	45	6	24	.220

\*Davis career record incl. following vs. O's: AB-123, H-40, HR-3, RBI-11, Pct. .323

	GRICH					POWELL					ROBINSON				
	AB	H	HR	RBI	Pct.	AB	H	HR	RBI	Pct.	AB	H	HR	RBI	Pct.
Career	1166	303	25	114	.260	5568	1483	291	1018	.266	9354	2539	251	1230	.271
Balto.	537	135	13	55	.251	2728	727	127	473	.266	4593	1259	133	640	.274
Away	629	168	12	59	.267	2840	756	164	545	.266	4761	1280	118	590	.269
vs. Bos.	139	23	3	6	.165	670	189	32	117	.282	1122	306	36	157	.273
Cal.	88	19	1	5	.216	515	139	28	95	.270	761	195	20	108	.256
Chi.	76	24	1	7	.316	469	136	30	90	.290	1043	281	29	126	.269
Cle.	146	43	4	23	.295	579	148	35	114	.256	1032	277	19	129	.268
Det.	132	34	1	8	.258	596	142	38	117	.238	1066	274	27	122	.257
K. C.	85	22	1	11	.259	183	49	11	38	.268	213	64	4	28	.300
Mil.	112	35	2	13	.313	195	55	7	34	.282	248	68	8	33	.274
Min.	78	19	4	12	.244	571	147	20	87	.257	1024	277	29	147	.271
N. Y.	129	39	3	12	.302	595	161	33	107	.271	1049	280	32	149	.267
Oak.	91	22	3	10	.242	558	170	25	101	.305	981	268	28	115	.273
Tex.	90	23	2	7	.256	580	136	32	118	.234	815	239	19	116	.293

## ORIOLES PITCHING

### INDIVIDUAL W-L RECORDS vs. EACH OPPONENT—1973

Pitcher	Bos.	Cal.	Chi.	Cle.	Det.	K. C.	Mil.	Min.	N. Y.	Oak.	Tex.	Totals
Alexander	2-2	0-0	1-0	1-1	1-0	1-1	3-0	1-2	0-2	1-0	1-0	12-8
Cuellar	0-2	2-1	2-1	3-1	1-2	0-1	2-1	3-0	2-3	0-1	3-0	18-13
Garland	0-0	0-0	0-0	0-0	0-1	0-0	0-0	0-0	0-0	0-0	0-0	0-1
Hood	0-0	0-0	0-0	1-1	1-1	0-0	0-0	0-0	0-0	1-0	0-0	3-2
Jackson	0-0	0-0	1-0	0-0	0-0	2-0	2-0	1-0	1-0	0-0	1-0	8-0
Jefferson	2-1	0-1	1-0	0-0	2-1	0-0	1-1	0-1	0-0	0-0	0-0	6-5
McNally	1-2	2-2	1-0	1-2	1-3	2-2	2-0	1-1	3-1	1-3	2-1	17-17
Palmer	1-2	2-0	2-2	4-1	1-1	3-0	2-0	1-0	2-2	2-1	2-0	22-9
Pena	0-0	0-0	0-0	1-0	0-0	0-0	0-0	0-0	0-1	0-0	0-0	1-1
Reynolds	1-1	0-0	0-1	1-0	1-0	0-0	2-1	1-0	0-0	0-1	1-1	7-5
Scott	0-0	0-0	0-0	0-0	0-0	0-0	0-0	0-0	0-0	0-0	0-0	0-0
Watt	0-1	0-2	0-0	0-0	1-0	0-0	1-0	0-0	1-0	0-1	0-0	3-4
Totals	7-11	6-6	8-4	12-6	9-9	8-4	15-3	8-4	9-9	5-7	10-2	97-65

### INDIVIDUAL SAVES vs. EACH OPPONENT—1973

Pitcher	Bos.	Cal.	Chi.	Cle.	Det.	K. C.	Mil.	Min.	N. Y.	Oak.	Tex.	Totals
Hood	0	0	0	0	0	0	0	0	1	0	0	1
Jackson	1	1	3	1	1	0	0	1	1	0	0	9
Palmer	0	0	0	0	0	0	1	0	0	0	0	1
Pena	0	0	0	0	1	0	0	0	0	0	0	1
Reynolds	1	1	1	1	0	2	1	2	0	0	0	9
Watt	1	0	0	1	0	1	1	0	0	1	0	5
Totals	3	2	4	3	2	3	3	3	2	1	0	26

## LIFETIME RECORDS OF ORIOLES PITCHERS

AMERICAN LEAGUE ONLY												
Pitcher	Bos.	Cal.	Chi.	Cle.	Det.	K. C.	Mil.	Min.	N. Y.	Oak.	Tex.	Totals
† Alexander	3-4	0-1	2-0	1-1	3-1	1-1	4-0	1-2	0-3	1-2	2-1	18-16
† Cuellar	7-6	10-3	10-4	10-6	10-6	7-4	10-3	11-5	14-6	5-5	9-5	103-53
† Jackson	1-1	0-0	1-0	2-0	0-0	2-1	2-0	1-0	1-1	1-0	2-1	13-4
McNally	12-11	14-12	16-9	20-13	20-15	6-5	11-2	10-9	18-10	11-12	27-5	165-103
Palmer	10-9	11-3	11-5	14-5	7-9	11-1	10-3	11-4	14-5	11-6	12-7	122-57
Reynolds	1-1	0-0	0-1	1-0	1-0	0-0	2-1	1-0	0-0	0-1	1-1	7-5

† Alexander is 24-22 lifetime in majors, including 6-6 in N.L.  
Cuellar is 145-94 lifetime in majors, including 42-41 in N.L.  
Jackson is 36-47 lifetime in majors, including 23-43 in N.L.

## OPPOSING PITCHERS RECORDS

Pitcher	1973 Club	vs. Orioles		M.L. Life	Pitcher	1973 Club	vs. Orioles		M.L. Life
		W-L	W-L				W-L	W-L	
Allen	Tex.	0-1	2-2	8-21	Lindblad	Oak.	0-0	4-2	44-47
Angelini	K. C.	0-0	1-0	2-1	Linzy	Mil.	0-2	0-2	59-55
Bahnsen	Chi.	0-2	1-14	94-89	Locker	Chi. (N)	0-0	7-2	57-38
Barber	Cal.	0-0	1-4	121-105	Lockwood	Mil.	0-2	2-7	28-55
Beene	N. Y.	1-0	1-0	7-3	Lolich	Det.	2-3	23-14	179-136
Bell	Mil.	1-3	1-3	16-11	Lyle	N. Y.	0-0	1-5	36-31
Bibby	Tex.	0-1	0-1	10-13	Marichal	S. F.	0-0	0-0	238-140
Bird	K. C.	0-1	0-1	4-4	May	Cal.	1-1	3-9	51-75
Blue	Oak.	1-1	3-3	53-28	McDaniel	N. Y.	1-1	4-6	135-114
Blyleven	Min.	1-2	3-7	63-58	McDowell	N. Y.	0-2	9-19	138-127
Bolin	Bos.	1-0	1-2	88-75	McGlothen	Bos.	0-0	0-2	9-9
Bosman	Cle.	0-2	4-12	60-72	Medich	N. Y.	1-0	1-0	14-9
Broberg	Tex.	0-1	0-3	15-30	Merritt	Tex.	0-1	4-7	81-86
Burgmeier	K. C.	0-0	1-2	25-20	Mingori	K. C.	0-0	0-1	5-11
Busby	K. C.	0-1	0-1	16-15	Moret	Bos.	2-0	0-0	18-5
Champion	Mil.	1-3	1-3	17-39	Newhauser	Bos.	0-0	0-1	4-2
Clyde	Tex.	0-1	0-1	4-8	Odom	Oak.	0-0	2-6	79-69
Colborn	Mil.	0-3	0-5	31-21	Parsons	Mil.	1-0	2-1	29-36
Coleman	Det.	5-0	10-12	105-88	Pattin	Bos.	0-2	5-9	71-70
Corbin	Min.	0-0	2-2	24-25	Paul	Tex.	1-0	3-3	27-46
Culp	Bos.	1-0	10-8	122-101	Perry, G.	Cle.	1-3	5-4	177-144
Curtis	Bos.	2-1	2-2	26-23	Perry, J.	Det.	0-3	17-20	194-152
Dal Canton	K. C.	0-0	2-3	38-23	Peterson	N. Y.	1-2	13-17	109-106
Decker	Min.	1-0	1-0	17-19	Pina, H.	Oak.	1-1	1-4	19-17
Dobson, P.	N. Y.	1-1	2-6	73-76	Pole	Bos.	0-1	0-1	3-2
Drago	K. C.	1-1	5-9	61-70	Ryan	Cal.	0-3	1-4	69-70
Dunning	Tex.	0-1	1-5	20-35	Ryerson	Mil.	0-0	1-0	3-9
Durham	Tex.	0-1	0-1	2-11	Sanders	Cle.-Min.	0-0	2-1	27-41
Farmer	Det.-Cle.	0-0	2-0	10-11	Scherman	Det.	0-0	3-1	25-15
Fife	Min.	0-1	0-1	3-2	Segui	St. L.	0-0	3-10	84-91
Fingers	Oak.	1-1	3-5	35-39	Sells	Cal.	1-0	1-0	9-2
Fisher	Chi.	1-1	5-3	85-70	Shellenback	Tex.	0-0	2-4	16-30
Fitzmorris	K. C.	1-1	2-2	26-19	Siebert	Tex.	0-2	16-7	125-100
Forster	Chi.	0-2	0-2	14-19	Simpson	K. C.	0-1	0-1	29-19
Fryman	Det.	0-1	2-1	77-85	Singer	Cal.	3-0	3-0	89-90
Garber	K. C.	1-1	1-1	9-12	Slaton	Mil.	0-1	1-2	24-29
Gogolewski	Tex.	0-0	2-1	15-24	Slayback	Det.	0-0	0-1	5-6
Granger	N. Y.	0-1	0-1	32-30	Splitter	K. C.	1-2	1-2	40-33
Hamilton	Oak.	0-0	1-0	12-10	Sprague	Mil.	0-1	0-1	9-12
Hand	Cal.	0-0	1-4	24-39	Stanhouse	Tex.	0-1	0-1	3-16
Hands	Min.	0-2	0-2	99-98	Stone	Chi.	1-1	1-1	17-28
Hilgendorf	Cle.	1-0	2-0	8-8	Stottlemire	N. Y.	4-0	14-12	158-132
Holtzman	Oak.	1-2	2-2	114-93	Strahler	Det.	2-0	2-0	6-8
Hudson	Tex.	1-0	1-0	5-2	Strom	Cle.	0-1	0-1	2-13
Hunter	Oak.	3-0	17-14	136-101	Tiant	Bos.	4-1	11-11	118-93
Jenkins	Tex.	0-0	0-0	149-109	Tidrow	Cle.	2-2	4-3	28-31
Johnson	Chi.	0-0	0-2	20-26	Timmerman	Cle.	1-1	6-7	34-34
Kaat	Min.	1-1	18-18	194-160	Veale	Bos.	1-0	1-0	120-94
Kekich	Cle.	0-1	2-6	34-47	Walker	Pitt.	0-0	0-0	40-42
Kilkenny	Cle.	0-0	2-3	23-18	Wilcox	Cle.	0-2	0-4	20-27
Kline	N. Y.	0-2	2-6	38-35	Wise	Phil.	0-0	0-0	107-104</

# ORIOLES INDIVIDUAL PITCHING 1973 AND LIFETIME

# ORIOLES INDIVIDUAL PITCHING 1973 AND LIFETIME

## DOYLE ALEXANDER

1973							CAREER						
	W-L	IP	H	R-ER	HR	ERA		W-L	IP	H	R-ER	HR	ERA
Total	12-8	175	169	85-75	19	3.86	*18-16	281	121-104	24	3.33		
Bal.	8-3	81.2	81	42-37	10	4.08	11-9	151.2	65-57	14	3.38		
Away	4-5	93	88	43-38	9	3.68	7-7	129.1	56-47	10	3.27		
vs. Bos.	2-2	33.2	30	12-12	2	3.21	3-4	50	19-19	3	3.42		
Cal.	0-0	5.1	6	4-4	1	6.75	0-1	6.2	8-6	1	8.10		
Chi.	1-0	6.0	5	3-3	1	4.50	2-0	16	3-3	1	1.69		
Cle.	1-1	13.0	16	10-7	2	4.85	1-1	21	14-10	2	4.29		
Det.	1-0	12.2	11	7-6	1	4.26	3-1	29.2	10-7	2	2.12		
K.C.	1-1	24.2	22	6-6	3	2.19	1-1	26	8-8	3	2.77		
Mil.	3-0	22.2	20	8-7	5	2.78	4-0	39.1	12-10	6	2.29		
Min.	1-2	13.2	19	13-12	1	7.90	1-2	16.2	13-12	1	6.48		
N.Y.	0-2	10.1	12	10-9	2	7.84	0-3	23	15-13	2	5.09		
Oak.	1-0	13.1	5	2-1	1	0.68	1-2	22.1	5-4	2	1.61		
Tex.	1-0	19.1	23	10-8	0	3.72	2-1	30.1	14-12	1	3.56		
vs. East	7-5	92.1	89	47-41	12	4.00	11-9	163	70-59	15	3.26		
vs. West	5-3	82.1	80	38-34	7	3.72	7-7	118	51-45	9	3.43		

\*A.L. totals. Does not include N.L. record of W-6; L-6; IP-92; R-45; ER-39; HR-6; ERA-3.82.

## MIKE CUELLAR

1973							CAREER						
	W-L	IP	H	R-ER	HR	ERA		W-L	IP	H	R-ER	HR	ERA
Total	18-13	267	265	120-97	29	3.27	*103-53	1396.1	529-461	132	2.97		
Bal.	8-6	136.2	143	62-49	11	3.23	50-23	692.1	245-206	50	2.68		
Away	10-7	130.1	122	58-48	18	3.31	53-30	704	284-255	82	3.26		
vs. Bos.	0-2	10.2	10	13-4	1	3.38	7-6	128.1	58-41	10	2.88		
Cal.	2-1	26	26	5-4	2	1.38	10-3	120	30-28	9	2.10		
Chi.	2-1	28	31	11-11	6	3.54	10-4	120.1	40-35	13	2.62		
Cle.	3-1	28	34	15-15	3	4.82	10-6	138	49-48	13	3.13		
Det.	1-2	26	20	10-8	2	2.77	10-6	157	56-51	9	2.92		
K.C.	0-1	0	1	2-2	0	.....	7-4	77	37-35	6	4.09		
Mil.	2-1	40.2	39	22-16	5	3.54	10-3	121	52-45	13	3.20		
Min.	3-0	28.1	29	9-7	0	2.22	11-5	120	52-45	15	2.91		
N.Y.	2-3	35.1	38	20-18	5	4.58	14-6	166.2	44-40	16	3.05		
Oak.	0-1	17	14	8-8	4	4.24	5-5	118.1	44-40	11	2.86		
Tex.	3-0	27	23	5-4	1	1.33	9-5	129.2	49-41	11	2.86		
vs. East	8-9	140.2	141	80-61	16	3.89	50-29	730.1	287-248	60	3.06		
vs. West	10-4	126.1	124	40-36	13	2.56	53-24	666	242-213	72	2.88		

\*A.L. totals. Does not include N.L. record of W-42; L-41; IP-776; R-313; ER-256; HR-46; ERA-2.97.

## GRANT JACKSON

1973							CAREER						
	W-L	IP	H	R-ER	HR	ERA		W-L	IP	H	R-ER	HR	ERA
Total	8-0	80	54	18-17	5	1.91	*13-14	199	63-56	13	2.53		
Bal.	7-0	49.2	34	12-12	4	2.17	9-2	99	31-30	7	2.73		
Away	1-0	30.2	20	6-5	1	1.47	4-2	100	32-26	6	2.34		
vs. Bos.	0-0	4.2	4	2-2	0	3.86	1-1	13	7-7	2	4.84		
Cal.	0-0	2	2	1-1	0	4.50	0-0	4.1	1-1	0	2.08		
Chi.	1-0	14.1	7	1-1	0	0.63	1-0	18	5-5	0	2.50		
Cle.	0-0	6	3	0-0	0	0.00	2-0	30	12-10	1	3.00		
Det.	0-0	9.1	3	0-0	0	0.00	0-0	21.1	2-2	2	0.84		
K.C.	2-0	6.2	5	2-2	1	2.70	2-1	15.1	4-4	1	2.35		
Mil.	2-0	7.2	8	3-3	1	3.52	2-0	14.2	5-5	1	3.07		
Min.	1-0	6.2	1	0-0	0	0.00	1-0	9.2	3-3	0	2.79		
N.Y.	1-0	13	17	8-7	3	4.85	1-1	29.2	15-11	4	3.34		
Oak.	0-0	1.2	2	1-1	0	5.39	1-0	21.1	6-6	1	2.53		
Tex.	1-0	8.1	2	0-0	0	0.00	2-1	21.2	3-2	1	0.83		
vs. East	3-0	40.2	35	13-12	4	2.66	7-3	117.2	43-26	11	2.75		
vs. West	5-0	39.2	19	5-5	1	1.13	6-1	81.1	20-20	2	2.21		

\*A.L. totals. Does not include N.L. record of W-23; L-43; IP-564; R-288; ER-250; HR-55; ERA-3.99.

## DAVE McNALLY

1973							CAREER						
	W-L	IP	H	R-ER	HR	ERA		W-L	IP	H	R-ER	HR	ERA
Total	17-17	266	247	100-95	16	3.21	165-103	2394	908-834	196	3.14		
Bal.	8-10	150.1	146	53-51	9	3.05	86-50	1209.1	434-399	101	2.97		
Away	9-7	115.2	101	47-44	7	3.42	79-53	1184.1	474-435	95	3.31		
vs. Bos.	1-2	13.1	24	11-11	0	7.43	12-11	191	90-85	17	4.01		
Cal.	2-2	31.0	28	8-8	1	2.32	14-12	238.2	85-84	14	3.17		
Chi.	1-0	17.2	17	4-4	0	2.04	16-9	216.2	79-71	14	2.95		
Cle.	1-2	23.2	26	15-15	4	5.70	20-13	296.2	96-89	23	2.84		
Det.	1-3	31.0	25	11-10	2	2.90	20-15	286.2	120-109	34	3.42		
K.C.	2-2	25.2	18	11-11	0	3.86	6-5	98	43-42	1	3.86		
Mil.	2-0	15	8	0-0	0	0.00	11-2	120.1	32-26	8	1.94		
Min.	1-1	14.2	15	6-5	1	3.07	10-9	177	76-65	14	3.31		
N.Y.	3-1	38.1	36	10-10	0	2.35	18-10	277	124-115	27	3.74		
Oak.	1-3	29.2	26	14-12	5	3.64	11-12	189	88-75	18	3.57		
Tex.	2-1	26.0	24	10-9	3	3.12	27-5	302.2	75-73	26	2.17		
vs. East	8-8	121.1	119	47-46	6	3.41	96-54	1335	495-462	123	3.11		
vs. West	9-9	144.2	128	53-49	10	3.05	69-49	1058.2	413-372	73	3.16		

24

## JIM PALMER

1973							CAREER						
	W-L	IP	H	R-ER	HR	ERA		W-L	IP	H	R-ER	HR	ERA
Total	22-9	296	225	86-79	16	2.40	122-57	1688	549-499	121	2.66		
Bal.	8-5	122.1	101	41-36	6	2.65	58-23	811.2	238-210	51	2.33		
Away	14-4	174	124	45-43	10	2.22	64-34	876.1	311-289	70	2.97		
vs. Bos.	1-2	31.1	31	10-10	2	2.87	10-9	202.1	82-74	17	3.29		
Cal.	2-0	26.1	22	9-8	4	2.73	11-3	135.2	41-31	13	2.06		
Chi.	2-2	29.2	27	13-12	1	3.64	11-5	156.1	47-43	11	2.48		
Cle.	4-1	43	21	8-8	4	1.67	14-5	203.2	54-49	17	2.17		
Det.	1-1	23.2	18	6-6	2	2.28	7-9	154.2	65-64	17	3.72		
K.C.	3-0	29	22	11-10	1	3.10	11-1	106.1	34-33	4	2.79		
Mil.	2-0	29	24	3-3	1	0.93	10-3	131.1	36-32	9	2.19		
Min.	1-0	16	10	2-2	0	1.13	11-4	150.2	43-38	9	2.27		
N.Y.	2-2	27	19	10-10	0	3.33	14-5	157.2	47-46	7	2.63		
Oak.	2-1	23.1	22	10-6	1	2.31	11-6	138.1	47-42	7	2.73		
Tex.	2-0	18	9	4-4	0	2.00	12-7	174	59-53	10	2.74		
vs. East	10-6	154	113	37-37	9	2.16	59-35	917	303-286	69	2.81		
vs. West	12-3	142.1	112	49-42	7	2.66	63-22	771	246-213	52	2.49		

## BOB REYNOLDS

1973							CAREER						
	W-L	IP	H	R-ER	HR	ERA		W-L	IP	R-ER	HR	ERA	
Total	7-5	111	88	27-24	3	1.95	*7-6	127	31-28	3	1.99		
Bal.	6-1	61.2	42	13-11	2	1.61	6-1	67	15-13	2	1.75		
Away	1-4	49.1	46	14-13	1	2.37	1-5	59.2	16-15	1	2.26		
vs. Bos.	1-1	26.2	23	7-7	0	2.36	1-1	29.1	7-7	0	2.15		
Cal.	0-0	10.2	5	2-2	0	1.69	0-0	10.2	2-2	0	1.69		
Chi.	0-1	1	4	2-2	0	18.00	0-1	1	2-2	0	18.00		
Cle.	1-0	12	13	3-1	0	0.75	1-0	12	3-1	0	0.75		
Det.	1-0	9	6	2-2	0	2.00	1-0	10.2	2-2	0	1.69		
K.C.	0-0	5.2	3	0-0	0	0.00	0-1	6.2	2-2	0	2.70		
Mil.	2-1	13.1	10	4-4	2	2.70	2-1	13.1	4-4	2	2.70		
Min.	1-0	8.1	6	1-1	0	1.08	1-0	8.1	1-1	0	1.08		
N.Y.	0-0	5	6	3-3	0	5.40	0-0	10.1	5-5	0	4.36		
Oak.	0-1	5	4	1-1	1	1.80	0-1	10.0	1-1	1	0.90		
Tex.	1-1	14.1	8	2-1	0	0.63	1-1	14.1	2-1	0	0.63		
vs. East	5-2	66	58	19-17	2	2.32	5-2	75.2	21-19	2	2.26		
vs. West	2-3	45	30	8-7	1	1.40	2-4	51	10-9	1	1.59		



## 1973 SEASON SUMMARY

During the glory years of 1969-71, when they won three straight American League pennants plus a world championship, the Orioles clouted their opponents into submission with a long-distance punch. In 1973, while winning the eastern division crown and missing the A.L. title by only one game, they did it more on speed than on power.

The other ingredients were there—base hits galore, superior defense and excellent pitching—but it was speed that made it a different club. The O's turned into thieves as they set a club record and led the American League with 146 stolen bases. No less than eight players stole at least 11 bases, paced by Don Baylor with 32.

The excitement generated by the club matched that of the pennant-winning years and heading the list of thrill-makers were a couple of first-year youngsters, Al Bumbry and Rich Coggins. Despite playing only against righthanders, they ran their way into the hearts of Orioles fans. The educated bat of Tommy Davis, the league's leading designated hitter, was also a significant factor in the Birds comeback effort.

Through April, the O's had a share of first place in the eastern division although they were unable to detach themselves from the others. The O's, after posting only a 10-12 record during May, went into June in fourth place, 3½ games behind Detroit. Over the following five weeks things picked up and by the Fourth of July the Orioles were second but still four games behind front-running New York, which had displaced Detroit. The O's whittled that Yankee lead down to 1½ games by the all-star break.

August 12 stands out as one of the most significant dates of the season, since it was on that day the O's started a 14-game winning streak—all against western clubs—which boosted them to the top of the eastern division for good, beginning August 15. The streak, longest in club history for a single season, lasted until August 28 and by that time the O's were five games ahead and headed for a final margin of eight over runner-up Boston.

It was a year for individual achievement and awards. Jim Palmer, a 22-game winner, received the Cy Young Award as the best pitcher in the league. Bumbry was named A.L. Rookie of the Year by *The Sporting News* and BBWAA, and there were four Gold Glove winners: Brooks Robinson (his 14th straight), Paul Blair, Mark Belanger and Bob Grich, who set an all-time major league record for second basemen as he committed only five errors while handling 945 total chances, a .995 percentage.

Lastly, but by no means the least important, one person received an award that many felt was long overdue—Earl Weaver was named A.L. Manager of the Year by the Associated Press, the first time he has been so honored.

## 1973 HIGHLIGHTS ORIOLES vs. OPPONENTS

**BOSTON:** The Orioles were 7-11 vs. the Red Sox, the only eastern division club that had a winning record against them . . . The O's were 4-5 at home and 3-6 at Fenway Park.

**Glittering Debut:** Jesse Jefferson, making his first major league start, beat the Red Sox, 2-1, in 10 innings in the nightcap of a June 23 twin-nighter at Fenway Park . . . Jefferson was one strike from victory when Rico Petrocelli hit a two-out, two-strike pitch into the left field screen in the 9th to send the game into overtime.

**Big Hit:** Orlando Cepeda, Boston's designated-hitter, sliced a line drive down the right field line and into the seats for a solo home run that John Curtis made stand up for a 1-0 Red Sox win at Fenway June 24 . . . Cepeda hit .404 (19-for-47) against the O's with nine rbi, one homer and two doubles.

**Outburst:** In one of their biggest hit productions of the year, the O's collected 17 hits en route to an 8-2 win behind Jefferson August 3 (second game) at Memorial Stadium . . . In one stretch Jefferson set down 17 Red Sox in succession.

**The Longest Day:** The two clubs split a day-night doubleheader September 3 at Fenway in which offense was featured both day and night . . . In the day game, won 13-8 by the O's, Paul Blair had two home runs and Earl Williams added another . . . One of Blair's was an inside-the-park with two runners aboard . . . In the nightcap, the Red Sox erupted for seven runs in the 8th to wipe out an 8-2 deficit and gain a 9-8 win.

**Classy Duel:** Luis Tiant and Jim Palmer matched pitches for 12 innings September 4 before Palmer made a mistake and Ben Oglivie hit it out for a home run that gave the Red Sox a 2-1 triumph at Fenway.

**Blair's Efforts:** The O's most potent batsman against the Red Sox was Paul Blair, who hit .397 (25-for-63) with five home runs and 13 rbi.

**CALIFORNIA:** The O's and Angels split the season series right down the middle, each winning three and losing three home and away.

**Show of Stardom:** In his first appearance against the Orioles, April 24 at Anaheim Stadium, Frank Robinson clouted a three-run homer that keyed a 6-5 comeback win for the Angels in 10 innings . . . The O's had a 5-0 lead into the 6th, when Robinson launched a 435-foot drive over the left field wall.

**More Stardom:** The O's presented Robinson with his Baltimore uniform jersey (No. 20) before the May 4 game at Memorial Stadium . . . The generosity didn't faze Robinson as he scored the game's only run in a 1-0 California victory.

**Stunning Stanton:** Outfielder Lee Stanton put on a rare show for Memorial Stadium folks July 10 when he hammered three home runs to lead the Angels to a wild 10-8 win . . . His third homer of the night was a two-run blow in the 10th that won the game . . . The O's were down, 8-3, but tied it with a five-run rally in the 9th . . . Stanton ranks with Cleveland's Rocky Colavito and Manny Jimenez of the A's as the only players ever to hit at least three homers in a game at Memorial Stadium . . . Colavito hit four in a game in 1959 and Jimenez got three in a game in 1964.

**Spoiler:** Nolan Ryan's attempt to throw back-to-back no-hitters was

## 1973 HIGHLIGHTS ORIOLES vs. OPPONENTS

ruined by Mark Belanger with an 8th inning single July 19 at Anaheim Stadium and the O's ended up beating the flame-thrower, 3-1, in 11 frames . . . Ryan twirled a no-hitter against Detroit July 15 and had gone 16 straight innings without allowing a hit before Belanger popped a single to center to break the skein.

**CHICAGO:** The Orioles won twice as many as they lost against the White Sox, finishing with an 8-4 record . . . The O's took five of six at Memorial Stadium and split (3-3) in Chicago.

**Boomers:** Richie Allen hit two booming home runs against the O's May 1 at White Sox Park, including one that landed atop the left field roof . . . Only 15 others had done that previously.

**Big Frame:** Seven runs were scored by the O's in the 8th inning of the June 6 game which topped off a 14-4 rout of the Sox.

**Cap Night Caper:** Crafty Mike Cuellar and Merv Rettenmund provided the thrills for a Cap Night crowd of 30,514 at Memorial Stadium August 18 in a 3-0 victory . . . Rettenmund unloaded a two-run homer in the 8th and Cuellar stopped the Sox on five hits.

**Stan Bahnsen** was 0-2 vs. the O's in '73 bringing his lifetime record against Baltimore to 1-14.

**CLEVELAND:** The Orioles went 12-6 vs. the Indians, winning five of nine at home and seven of nine in Cleveland . . . The two clubs met only three times prior to the all-star break, then played five doubleheaders over the last two months of the season . . . The O's won one and split the others.

**Near-Gem:** Jim Palmer fired a one-hitter against the Tribe in the first game of a doubleheader at Memorial Stadium July 27 . . . The only hit off him was a single by George Hendrick in the 8th . . . Palmer was 4-1 with a 1.67 era against Cleveland.

**Ankle Injuries:** Two of the O's three catchers suffered serious ankle injuries playing against the Indians . . . Earl Williams suffered a sprained left ankle May 18 and missed two weeks . . . Ellie Hendricks dislocated his left ankle sliding at the plate in the second game of a doubleheader September 9 and was sidelined the rest of the year.

**Anxious Moment:** Dave McNally got hit just above the left ear by a line drive off the bat of Chris Chambliss in the first game of a twin-nighter July 26 . . . He suffered abrasions of the ear and a hairline fracture of the jaw and missed one start.

**Quick Exit:** Managers Earl Weaver and Bob Aspromonte got the hook in a hurry in the nightcap of the July 26 twin-bill . . . Both were ejected in the first inning by umpire Bill Deegan.

**Run Record:** The Orioles set a club record for most runs in a game at Memorial Stadium when they trounced the Tribe, 18-4, in the second game of a September 28 twin-bill . . . Frank Baker hit a grand-slam home run, his first homer in the majors . . . Cleveland pitchers gave up 15 walks.

**Happy Event:** Curt Motton, a late-season addition to the club, hammered a home run with two on in the first inning to spark the O's to victory in the final game of the year . . . Motton, who did a great job for the O's as a pinch-hitter in the glory years of 1969-71, spent most of the season bouncing around the minors.

**DETROIT:** The O's and Tigers split their series for the year as the Orioles won four and lost five at home and did just the opposite at Tiger Stadium.

**No-Hit Streak:** O's pitchers hurled 13 innings of no-hit ball at the Tigers over a two-game spread early in the year . . . The O's helped the Tigers open their home season April 11 before 46,000 but spoiled the occasion with a 3-1 victory in 12 innings . . . Over the last eight frames the trio of Jim Palmer, Grant Jackson and Ed Watt held Detroit hitless . . . The next day, Dave McNally got into the 6th inning before giving up a hit—a triple by Ed Brinkman that rightfielder Merv Rettenmund lost in the sun . . . McNally then pitched three more innings without allowing a hit.

**Overtime:** The first three meetings of the season between the two clubs went extra innings . . . They played 12 innings April 11, 10 innings April 12 and 10 innings April 20 . . . The O's won all three.

**Triple Killing:** The Orioles turned in a triple play "around-the-horn" against the Tigers September 20 at Tiger Stadium . . . Frank Howard, long-time O's nemesis, was the victim . . . With runners on first and second, he hit a ground ball to third baseman Brooks Robinson who stepped on the bag, fired to second baseman Bob Grich for the second out and Grich's relay to first beat Howard.

**Game Saver:** John Hiller, who had four saves during the season against the O's, tied the major league record with his 37th on September 19 against the Orioles in Detroit.

**KANSAS CITY:** The Orioles won 8 and lost 4 against the Royals, achieving much more success at home than on the road . . . The O's were 5-1 against the Royals at Memorial Stadium but only 3-3 in K.C. . . . The Orioles now hold a 43-16 (.729) lifetime edge ('69 thru '73) over the Royals.

**Timely Blow:** A two-run homer by Earl Williams off Doug Bird in the last of the 9th gave the O's a 6-4 victory June 12 in Baltimore.

**Rarely:** Paul Blair hit an inside-the-park homer with the bases loaded against the Royals August 26 at Memorial Stadium . . . He cleaned and circled the bases after Amos Otis and Steve Hovley collided going after his drive to right-center . . . The K.C. pitcher was Paul Splittorff.

**Big Inning:** The Royals were rolling along with a 3-1 lead over the O's going into the 8th inning June 14 at Memorial Stadium . . . The O's quickly turned things around with a seven-run outburst to wind up 8-3 winners.

**MILWAUKEE:** The Orioles compiled their best record of the year against Milwaukee, taking 15 of 18 from the Brewers . . . The O's won eight of nine in Baltimore and seven of nine in Milwaukee . . . Since the Brewers started in Milwaukee in 1970, the O's have won 24 of 30 at County Stadium, an .800 percentage . . . Overall, the Birds are 50-19 (.725) vs. Milwaukee (nee Seattle).

(Continued on page 28)

## 1973 HIGHLIGHTS ORIOLES vs. OPPONENTS

**Clincher:** Doyle Alexander beat the Brewers, 7-1, in Milwaukee September 22 to enable the O's to wrap up the eastern division title.

**Two-Day Game:** A scheduled two-night doubleheader July 3 at Memorial Stadium took two days to complete . . . The first game was delayed because of rain and took three hours to play before the O's won it, 9-7, with six runs in the 8th . . . As a result, the second game was stopped after seven innings because of a midnight curfew with the Brewers in front, 4-1 . . . The game was resumed the next day and the O's tied it with three runs in the 8th and then won it, 6-4, on a two-run homer by Ellie Hendricks in the 10th . . . In the first game, Jim Palmer made his first relief appearance in more than four years (6/28/69) and earned a save, the first of his career.

**One-Hit:** Bill Parsons and Jerry Bell teamed up April 13 to hold the O's to one hit—a single by Paul Blair in the 7th.

**Flashy Start:** The O's opened their season April 6 at Memorial Stadium by downing the Brewers, 10-0, behind Dave McNally . . . Brooks Robinson belted two homers and Don Baylor had four hits—all for extra bases—while driving in three runs.

**Ties Records:** Al Bumbry tied a couple records during the year against the Brewers . . . He matched the club mark with five hits in the June 25 game and tied American League standard (in addition to setting a club record) with three triples in the September 22 clincher . . . He was the first A.L. player since Ben Chapman in 1939 to hit three triples in a game, and the first in the majors to accomplish the feat since Ernie Banks in 1966.

**MINNESOTA:** The O's went 8-4 vs. the Twins, posting 4-2 records at Memorial Stadium and Metropolitan Stadium.

**Nifty Job:** Bert Blyleven, the Twins' top hurler, spun a two-hitter while blanking the Orioles, 2-0, June 8.

**Milestone:** Brooks Robinson got career hit No. 2,500, a run-scoring single, against the Twins at Baltimore August 20.

**Triple Comeback:** In the three-game series at Baltimore August 20-22, the O's rallied to win all three after trailing in each one . . . They won the first game, 4-3, with a three-run 9th inning; the next night they pushed over a run in the 9th to win, 2-1, and in the third game they spotted the Twins three runs in the top of the first, tied it in the bottom of the first and scored the deciding run in the 5th for a 4-3 victory.

**NEW YORK:** The O's came away with a split for the year against the Yankees, posting a 5-4 record at Memorial Stadium and a 4-5 record at Yankee Stadium.

**Sub Stars:** Ellie Hendricks, whose name was not in the original line-up, nailed a two-run homer to help the O's beat the Yankees, 3-0, at Yankee Stadium May 11 . . . Earl Williams was supposed to catch but he was late arriving at the park because of a traffic jam . . . He had spent the day taking care of some National Guard business and Hendricks was a last-minute insertion in the line-up when Williams had not shown by game time . . . Williams arrived during the first inning.

**Streak Extended:** The Orioles beat Sam McDowell, 6-3, June 28 to gain their 7th straight win over him . . . He last beat the O's September 23, 1969, and is now 9-19 vs. Baltimore lifetime.

**Streak Ended:** Jim Palmer had a 10-game winning streak snapped when he lost to the Yankees, 5-2, August 31 . . . His last previous loss had been July 6 to Oakland.

**Lots of Hits:** There were 31 hits, 15 by the O's, in the September 1 game, won by the Orioles, 10-6.

**Quickest:** The Orioles played their fastest game of the year (1:39) in downing the Yanks 3-0 on September 16 (first game), as Palmer beat Fritz Peterson.

**OAKLAND:** The Orioles dropped the season series to the A's, seven games to five . . . The O's split in Oakland (3-3) but lost four of six in Baltimore.

**Key Blow:** A 12th inning home run by Angel Mangual beat the O's, 4-3, in Oakland April 27 . . . All runs in the game came as a result of home runs.

**Big Turnout:** The year's best crowd at Memorial Stadium, 42,180, saw the O's pull off a triple play but lose to the A's, 5-4, on July 7 . . . Gene Tenace hit into the triple killing, which went around-the-horn from Brooks Robinson to Bob Grich to Enos Cabell.

**Great Start:** Don Hood, in his major league debut, pitched four innings of runless ball in relief to win as the O's beat the A's, 7-5, before 43,571 Family Night fans in Oakland July 16.

**Revenge:** Tommy Davis, who led the A's in hitting in 1971 and then was released in spring training the following year, got a big measure of pleasure playing against the A's . . . He led O's hitters with a big .513 average, 20-for-39.

**TEXAS:** The Orioles won 10 of 12 from the Rangers, winning five of six home and away.

**Streak Breakers:** The Rangers ended two long streaks when they beat Dave McNally, 5-3, on August 28 . . . The loss was the first for McNally to the Rangers since September 12, 1968 after he had won 17 straight against them . . . The loss also ended a 14-game winning streak for the O's, longest in the club's history for one season.

**Near Perfect:** Jim Palmer claimed he did not feel well before going out to face the Rangers June 16 . . . All he did was retire the first 25 batters in a row before Ken Suarez singled to center with one out in the 9th to ruin Palmer's perfect game try . . . Palmer gave up another hit the same inning but won easily, 9-1.

**Sandlot Style:** The O's outlasted the Rangers, 12-10, at Arlington Stadium August 14 . . . There were 31 hits in the game, 17 by the O's, 12 walks and five errors . . . Don Baylor tied a club record with five hits.

**Long Games:** The O's and Rangers gave the fans something extra on a couple of occasions . . . The two clubs went 14 innings June 1 before the Rangers won, 4-3, and they played 16 innings June 17 before the O's won, 5-4, in a game that took 4:07 to play.

## MAJOR ORIOLES AWARD WINNERS

**Manager of the Year, A.L. (A.P.):** Paul Richards (1960), Hank Bauer (1964, 1966), Earl Weaver (1973).

**Most Valuable Player, A.L. (BBWAA):** Brooks Robinson (1964), Frank Robinson (1966), Boog Powell (1970).

**Cy Young Award, A.L. (BBWAA):** Mike Cuellar (1969, tied with Denny McLain), Jim Palmer (1973).

**Rookie of the Year, A.L. (BBWAA):** Ron Hansen (1960), Curt Blefary (1965), Al Bumbry (1973).

**Rookie of the Year, A.L. (The Sporting News):** Ron Hansen (1960), Curt Blefary (1965), Al Bumbry (1973).

**Player of the Year, A.L. (The Sporting News):** Brooks Robinson (1964), Frank Robinson (1966).

**Pitcher of the Year, A.L. (The Sporting News):** Chuck Estrada (1960).

**Rookie Pitcher of the Year, A.L. (The Sporting News):** Wally Bunker (1964), Tom Phoebus (1967).

**Major League Manager of the Year (The Sporting News):** Hank Bauer (1966).

**Major League Player of the Year (The Sporting News):** Frank Robinson (1966).

**Major League Executive of the Year (The Sporting News):** Harry Dalton (1970).

**Roberto Clemente Award (Commissioner's Office):** Presented annually to player "who best typifies the game of baseball both on and off the field"—Brooks Robinson (1972).

**Hickok Belt:** Presented annually to the outstanding male athlete of the year—Frank Robinson (1966), Brooks Robinson (1970).

**World Series—Most Valuable Player (Sport Magazine):** Frank Robinson (1966), Brooks Robinson (1970).

**All Star Game—Most Valuable Player (Commissioner's Office):** Now known as the Arch Ward Memorial Trophy—Billy O'Dell (1958), Brooks Robinson (1966), Frank Robinson (1971).

★ ★ ★

**MOST VALUABLE ORIOLES:** In 1973 Jim Palmer won his second straight "Most Valuable Oriole" Award, presented by the Sports Boosters of Maryland Inc. after a vote by the writers and announcers who cover the club on a regular basis. It was the fifth time in the club's 20 year history that a pitcher had been so honored, and the third time a player had won the honor twice in a row. Brooks Robinson has won the award more than any other. He was chosen outright three times and once shared the distinction with Frank Robinson.

The annual winners: Chuck Diering (1954), Dave Philley (1955), Bob Nieman (1956), Billy Gardner (1957), Gus Triandos (1958), Gene Woodling (1959), Brooks Robinson (1960), Jim Gentile (1961), Brooks Robinson (1962), Stu Miller (1963), Brooks Robinson (1964), Stu Miller (1965), Frank Robinson (1966), Frank Robinson (1967), Dave McNally (1968), Boog Powell (1969), Boog Powell (1970), Brooks Robinson and Frank Robinson (1971), Jim Palmer (1972) and Jim Palmer (1973).

★ ★ ★

## —ORIOLES GOLD GLOVE AWARD WINNERS—

Year	Player	Year	Player	Year	Player
1960	Brooks Robinson	1967	Brooks Robinson	1971	Brooks Robinson
1961	Brooks Robinson		Paul Blair		Mark Belanger
1962	Brooks Robinson	1968	Brooks Robinson		Dave Johnson
1963	Brooks Robinson	1969	Brooks Robinson		Paul Blair
1964	Brooks Robinson		Mark Belanger	1972	Brooks Robinson
	Luis Aparicio		Dave Johnson		Paul Blair
1965	Brooks Robinson		Paul Blair	1973	Brooks Robinson
1966	Brooks Robinson	1970	Brooks Robinson		Paul Blair
	Luis Aparicio		Dave Johnson		Mark Belanger
			Paul Blair		Bobby Grich

**Notes:** The "Gold Glove" awards have been presented annually since 1957 by *The Sporting News* in cooperation with the Rawlings Sporting Goods Company to those players in each major league adjudged to be the best in their league at their respective defensive positions by vote of league managers and coaches. Selection is based not only on consistency (i.e. fielding percentage) but on overall ability and effectiveness.

Last year the Orioles earned four Gold Gloves for the third time in five seasons. Only two other clubs in the 17 year history of these awards have ever won as many as four in a season and none more than once: Chicago White Sox (1960) and St. Louis Cardinals (1963). The Orioles have accumulated 29 such awards (including 17 in five seasons from '69 thru '73), high for the American League and second in the majors only to the Cardinals who have won 30.

Brooks Robinson won his 14th straight Gold Glove last year, Paul Blair his sixth in seven years and fifth in a row, Mark Belanger his third and Bobby Grich his first.

## ALL TIME ORIOLES ROSTER ORIOLES MANAGERS, COACHES AND PLAYERS

1954 thru 1973

### MANAGERS

BAUER, Hank ('64-'68)  
DYKES, Jimmy ('54)  
HARRIS, Luman (Sept., '61)  
HITCHCOCK, Bill ('62-'63)  
RICHARDS, Paul ('55-'61)  
WEAVER, Earl (July, '68-)

### COACHES

ADAIR, Jimmy ('60-'61)  
APPLING, Luke ('63)  
BAMBERGER, George ('68-)  
BAUER, Hank ('63)  
BRECHEN, Harry ('54-'67)  
BUSBY, Jim ('61)  
ERMER, Cal ('62)  
FREY, Jim ('70-)  
HARRIS, Luman ('55-'61)  
HOSCHKEIT, Vern ('68)  
HUNTER, Bill ('64-)  
JOHNSON, Darrell ('62)  
LOLLAR, Sherman ('64-'67)  
LAU, Charlie ('69)  
OLIVER, Tom ('54)  
ROBINSON, Eddie ('59)  
SCARBOROUGH, Ray ('68)  
SKAFF, Frank ('54)  
STALLER, George ('62, '68-)  
VINCENT, Al ('55-'59)  
WEAVER, Earl ('68)  
WOODLING, Gene ('64-'67)

### PLAYERS

**A**  
ABRAMS, Cal ('54-'55)  
ADAIR, Jerry ('58-'66)  
ADAMS, Bobby ('56)  
ADAMSON, Mike ('67-'69)  
ALEXANDER, Bob ('55)  
ALEXANDER, Doyle ('72-)  
ANDERSON, John ('60)  
APARICIO, Luis ('63-'67)  
AVILA, Bobby ('59)  
**B**  
BAKER, Frank ('73-)  
BAMBERGER, George ('59)  
BARBER, Steve ('60-'67)  
BARKER, Ray ('60)  
BARNOWSKI, Ed ('65-'66)  
BAYLOR, Don ('70-)  
BEAMON, Charlie ('56-'58)  
BEENE, Fred ('68-'70)  
BELANGER, Mark ('65-)  
BERRY, Connie ('54)  
BERTAINA, Frank ('64-'67, '69)  
BESANA, Fred ('56)  
BICKFORD, Vern ('54)  
BIRNER, Werner "Babe" ('56)  
BLAIR, Paul ('64-)  
BLEFARY, Curt ('65-'68)  
BLYZKA, Mike ('54)  
BOSWELL, Dave ('71)  
BOWENS, Sam ('63-'67)  
BOYD, Bob ('56-'60)  
BRABENDER, Gene ('66-'68)  
BRANDT, Jack ('60-'65)  
BREEDING, Marv ('60-'62)  
BRIDEWESER, Jim ('54, '57)  
BROWN, Dick ('63-'65)  
BROWN, Hal ('55-'62)  
BROWN, Larry ('73)  
BRUNET, George ('63)  
BUFORD, Don ('68-'72)  
BUMBRY, Al ('72-)  
BUNKER, Wally ('63-'68)  
BURKE, Leo ('58-'59)  
BURNSIDE, Pete ('63)  
BUSBY, Jim ('57-'58, '60-'61)  
BUZHARDT, John ('67)  
BYRD, Harry ('55)  
**C**  
CABELL, Enos ('72-)  
CARRASQUEL, Chico ('59)  
CARREON, Camilo ('66)  
CASTLEMAN, Foster ('58)  
CAUSEY, Wayne ('55-'57)  
CECCARELLI, Art ('57)  
CHAKALES, Bob ('54)  
CIMOLI, Gino ('64)  
COAN, Gil ('54-'55)  
COGGINS, Rich ('72-)  
COLEMAN, Joe ('54-'55)  
COLEMAN, Walter "Rip" ('59-'60)

CONSUEGRA, Sandy ('56-'57)  
COURTNEY, Clint ('54, '60-'61)  
COX, Billy ('55)  
CROWLEY, Terry ('69-'73)  
CUELLAR, Mike ('69-)

**D**  
DAGRES, Angelo ('55)  
DALRYMPLE, Clay ('69-'71)  
DAVANON, Jerry ('71)  
DAVIS, Tommy ('72-)  
DEINCINES, Doug ('73-)  
DELOCK, Ike ('63)  
DIERING, Chuck ('54-'56)  
DILLMAN, Bill ('67)  
DOBSON, Pat ('71-'72)  
DORISH, Harry ('55-'56)  
DRABOWSKY, Moe ('66-'68, '70)  
DUKES, Tom ('71)  
DUREN, Ryne ('54)  
DURHAM, Joe ('54, '57)  
DYCK, Jim ('55-'56)

**E**  
EPSTEIN, Mike ('66-'67)  
ESSEGIAN, Chuck ('61)  
ESTRADA, Chuck ('60-'64)  
ETCHEBARREN, Andy ('62, '65-)  
EVERS, Walter "Hoof" ('55-'56)

**F**  
FERNANDEZ, Chico ('68)  
FERRARESE, Don ('55-'57)  
FINIGAN, Jim ('59)  
FIORE, Mike ('68)  
FISHER, Eddie ('66-'67)  
FISHER, Jack ('59-'62)  
FISHER, Tom ('67)  
FLOYD, Bob ('68-'70)  
FOILES, Hank ('61)  
FORNIELES, Mike ('56-'57)  
FOX, Howie ('54)  
FRANCONA, Tito ('56-'57)  
FRAZIER, Joe ('56)  
FREED, Roger ('70)  
FRIDLEY, Jim ('54)  
FULLER, Jim ('73-)

**G**  
GAINES, Joe ('63-'64)  
GARCIA, Vinicio ('54)  
GARDNER, Billy ('56-'59)  
GARLAND, Wayne ('73-)  
GASTALL, Tom ('55-'56)  
GENTILE, Jim ('60-'63)  
GILLFORD, Paul ('67)  
GINSBERG, Joe ('56-'60)  
GOODMAN, Billy ('57)  
GRAY, Ted ('55)  
GREEN, Gene ('60)  
GREEN, Lenny ('57-'59, '64)  
GRICH, Bob ('70-)

**H**  
HADDIX, Harvey ('64-'65)  
HALE, Bob ('55-'59)  
HALL, Dick ('61-'66, '69-'71)  
HAMRIC, Bert ('58)  
HANEY, Larry ('66-'68)  
HANSEN, Ron ('58-'62)  
HARDIN, Jim ('67-'71)  
HARRISON, Bob ('55-'56)  
HARRISON, Roric ('72)  
HARSHMAN, Jack ('58-'59)  
HATTON, Grady ('56)  
HEARD, Jehosie ('54)  
HELD, Mel ('56)  
HENDRICKS, Elrod ('68-'73)  
HERZOG, Dorel "Whitey" ('61-'62)  
HOEFF, Billy ('59-'62)  
HOOD, Don ('73-)  
HOUTTEMAN, Art ('57)  
HOWARD, Bruce ('68)  
HUNTER, Bill ('54)  
HYDE, Dick ('61)

**J**  
JACKSON, Grant ('71-)  
JACKSON, Lou ('64)  
JEFFERSON, Jesse ('73-)  
JOHNSON, Bob ('63-'67)  
JOHNSON, Connie ('56-'58)  
JOHNSON, Darrell ('62)  
JOHNSON, Dave ('65-'72)

## ALL TIME ORIOLES ROSTER ORIOLES MANAGERS, COACHES AND PLAYERS

1954 thru 1973

JOHNSON, Don ('55)  
JOHNSON, Ernie ('59)  
JONES, Gordon ('60-'61)  
CROWLEY, Terry ('69-'73)  
JONES, Sam ('64)

**K**  
KELL, George ('56-'57)  
KELLERT, Frank ('54)  
KENNEDY, Bob ('54-'55)  
KIRKLAND, Willie ('64)  
KLAUS, Billy ('59-'60)  
KNOWLES, Darold ('65)  
KOKOS, Dick ('54)  
KOSLO, Dave ('54)  
KRETLOW, Lou ('54-'55)  
KRYHOSKI, Dick ('54)  
KUZYA, Bob ('54-'55)

**L**  
LANDRITH, Hobie ('62-'63)  
LARSEN, Don ('54, '65)  
LAU, Charlie ('61-'63, '64-'67)  
LEHEW, Jim ('61-'62)  
LEHMAN, Ken ('57-'58)  
LENHARDT, Don ('54)  
LEONHARD, Dave ('67-'72)  
LEPPERT, Don ('55)  
LITTLEFIELD, Dick ('54)  
LOCKE, Charlie ('55)  
LOCKMAN, Whitey ('59)  
LOES, Billy ('56-'59)  
LOPAT, Eddie ('55)  
LOPEZ, Marcelino ('67, '69-'70)  
LUEBKE, Dick ('62)

**M**  
MABE, Bobby ('60)  
MAJESKI, Hank ('55)  
MARQUIS, Roger ('55)  
MARSH, Fred ('55-'56)  
MARSHALL, Jim ('58)  
MARTIN, Morrie ('56)  
MAXWELL, Charlie ('55)  
MAY, Dave ('67-'70)  
MELE, Sam ('54)  
MIKIS, Eddie ('57-'58)  
MILLER, Bill ('55)  
MILLER, John ('62, '63, '65-'67)  
MILLER, Stu ('63-'67)  
MIRANDA, Willie ('55-'59)  
MOELLER, Ron ('56, '58)  
MOORE, Ray ('55-'57)  
MORRIS, John ('68)  
MOSS, Les ('54-'55)  
MOTTON, Curt ('67-'71, '73)  
MURRAY, Ray ('54)

**Mc**  
McCORMICK, Mike ('63-'64)  
McDONALD, Jim ('55)  
McGUIRE, Mickey ('62, '67)  
McNALLY, Dave ('62-)

**N**  
NARUM, Buster ('63)  
NELSON, Bob ('55-'57)  
NELSON, Roger ('68)  
NICHOLSON, Dave ('60, '62)  
NIEMAN, Bob ('56-'59)

**O**  
OATES, Johnny ('70-'72)  
O'DELL, Billy ('54, '56-'59)  
O'DONOGHUE, John ('68)  
OERTEL, Chuck ('58)  
ORSINO, John ('63-'65)

**P**  
PALICA, Erv ('55-'56)  
PALMER, Jim ('65-'67, '69-)  
PAPA, John ('61-'62)  
PAPPAS, Milt ('57-'65)  
PATTON, Tom ('57)  
PEARSON, Albie ('59-'60)  
PENA, Orlando ('71, '73)  
PETERSON, Buddy ('57)  
PHILLIE, Dave ('55-'56, '60-'61)  
PHOEBUS, Tom ('66-'70)  
PILARCIK, Al ('57-'60)

PILLETTE, Duane ('54-'55)  
PINIELLA, Lou ('64)  
POPE, Dave ('55-'56)  
PORTOCARRERO, Arnie ('58-'60)  
POWELL, Boog ('61-)  
POWERS, John ('60)  
POWIS, Carl ('57)  
PYBURN, Jim ('55-'57)

**Q**  
QUIRK, Art ('62)  
**R**  
RETTENMUND, Merv ('68-'73)  
REYNOLDS, Bob ('72-)  
RICE, Del ('60)  
RICHERT, Pete ('67-'71)  
ROBERTS, Robin ('62-'65)  
ROBINSON, Brooks ('55-)  
ROBINSON, Earl ('61-'62, '64)  
ROBINSON, Eddie ('57)  
ROBINSON, Frank ('66-'71)  
ROBLES, Sergio ('72-'73)  
ROGOVIN, Saul ('55)  
ROWE, Ken ('64-'65)  
ROZNOVSKY, Vic ('66, '67)

**S**  
SALMON, Chico ('69-'72)  
SAYERINE, Bob ('59, '62-'64)  
SCHALLOCK, Art ('55)  
SCHMITZ, Johnny ('56)  
SCOTT, Mickey ('72-'73)  
SEGRIST, Kal ('55)  
SEVERINSEN, Al ('69)  
SHETRONE, Barry ('59-'60, '62)  
SHOPAY, Tom ('71-'72)  
SHORT, Billy ('62, '66)  
SIEBERN, Norm ('64-'65)  
SLEATER, Lou ('58)  
SMITH, Al ('63)  
SMITH, Hal ('55-'56)  
SMITH, Nate ('62)  
SNYDER, Russ ('61-'67)  
STARRETTE, Herm ('63-'65)  
STEPHENS, Gene ('60-'61)  
STEPHENS, Vern ('54-'55)  
STOCK, Wes ('59-'64)  
STONE, Dean ('63)  
STUART, Marlin ('54)  
SUNDIN, Gordon ('56)

**T**  
TASBY, Willie ('58-'60)  
TAYLOR, Joe ('58-'59)  
TEMPLE, John ('62)  
THOMAS, Valmy ('60)  
THOMSON, Bobby ('60)  
THRONEBERRY, Marv ('61-'62)  
TRIANDOS, Gus ('55-'62)  
TROUT, Paul "Dizzy" ('57)  
TURLEY, Bob ('54)

**V**  
VALENTINE, Fred ('59, '63, '68)  
VINEYARD, Dave ('64)  
VIRGIL, Ozzie ('62)

**W**  
WAITKUS, Eddie ('54-'55)  
WALKER, Jerry ('57-'60)  
WARD, Pete ('62)  
WARWICK, Carl ('65)  
WATT, Ed ('66-'73)  
WERLEY, George ('56)  
WERTZ, Vic ('54)  
WESTLAKE, Wally ('55)  
WIGHT, Bill ('55-'57)  
WILHELM, Hoyt ('58-'62)  
WILLIAMS, Dick ('56-'58, '61-'62)  
WILLIAMS, Earl ('73-)  
WILSON, Jim ('55-'56)  
WOODLING, Gene ('55, '58-'60)

**Y**  
YOUNG, Bobby ('54-'55)

**Z**  
ZUPO, Frank ('57-'58, '61)  
ZUVERINK, George ('55-'59)

The list above contains only those who appeared for Orioles in at least one regular season game.

Larry Doby, for example, was on roster during winter of '57-'58 but was traded before season started.

Bruce Swango and others were with club during a season but did not appear in any games.



## ORIOLES ALL STAR GAME SELECTEES—1954-1973

### MANAGERS

Bauer, Hank—'67  
Richards, Paul—'61  
Weaver, Earl—'70, '71, '72

### PLAYERS

Aparicio, Luis—SS—'63, '64(\*)  
Barber, Steve—P—'66 (DNP)  
Blair, Paul—OF—'69, '73  
Brandt, Jack—OF—'61 (Gm #1)  
Buford, Don—PH—'71  
Cuellar, Mike—P—'70 (DNP), '71  
Dobson, Pat—P—'72 (DNP)  
Estrada, Chuck—P—'60 (Gm #1)  
Etchebarren, Andy—C—'66 (DNP),  
'67 (DNP)  
Gentile, Jim—1B—'60 (Gm #1),  
'61 (Gm #1), '62 (2 Gms)  
Grich, Bobby—SS—'72 (ST)  
Hansen, Ron—SS—'60 (ST, 2 Gms)  
Johnson, Dave—2B—'68, '69(\*),  
'70 (ST)  
Kell, George—3B—'56 (ST), '57 (ST)  
Loes, Billy—P—'57

McNally, Dave—P—'69, '70 (DNP), '72  
O'Dell, Billy—P—'58, '59 (Gm #2)  
Palmer, Jim—P—'70 (ST), '71, '72  
(ST)  
Pappas, Mill—P—'62 (2 Gms),  
'65 (ST)  
Powell, Boog—1B—'68, '69 (ST),  
'70 (ST), '71(\*)  
Robinson, Brooks—3B—'60 (2 Gms),  
'61 (ST, 2 Gms), '62 (2 Gms),  
'63, '64 (ST), '65 (ST), '66 (ST),  
'67 (ST), '68 (ST), '69, '70,  
'71 (ST), '72 (ST), '73 (ST)  
Robinson, Frank—OF—'66 (ST),  
'67(\*), '69 (ST), '70 (ST), '71 (ST)  
Siebern, Norm—1B—'64  
Triandos, Gus—C—'57 (DNP),  
'58 (ST), '59 (ST, Gm #1)  
Turley, Bob—P—'54 (DNP)  
Walker, Jerry—P—'59 (ST, Gm #2)  
Wilhelm, Hoyt—P—'59 (Gm #2),  
'61 (Gm #1), '62(\*)  
Wilson, Jim—P—'55 (DNP)  
Woodling, Gene—OF—'59 (Gm #2)

DNP—Did not play  
ST—Starter

\*—Selected but did not attend due to injury  
There were two all star games in '59, '60, '61 and '62

## ALL STAR GAME NOTES

Elected Starters: Selection of the starting teams (excepting pitchers) was returned to the fans in 1970 under the sponsorship of the Gillette Co. in cooperation with major league baseball. Following the ballot box "stuffing" incident in Cincinnati in 1957, selection of the starting teams had been entrusted to major league players for 12 years ('58 thru '69) . . . Following is a list of Orioles players elected to starting positions by fan vote:

1970—Frank Robinson (of), Boog Powell (1b)  
1971—Brooks Robinson (3b), \* Frank Robinson (of), Boog Powell (1b)†  
1972—Brooks Robinson (3b)  
1973—Brooks Robinson (3b)

\* Received highest number of votes in A.L. (1,110,469).

† Did not play because of injury . . . Norm Cash replaced him.

Orioles MVPs: Three Orioles have won "mvp" honors in all star competition: Billy O'Dell (1958), Brooks Robinson (1966) and Frank Robinson (1971). O'Dell, the former Orioles lefthander who also pitched for the Giants, Braves and Pirates, hurled the last three innings of the only all star game ever played in Baltimore, and retired all nine batters he faced to protect a one-run lead, thus giving the A.L. a 4-3 win. . . . Brooks won the '66 Arch Ward Memorial Trophy on the strength of a 3-for-4 effort at bat (including a triple) and an 8-for-8 performance afield. He was the first player from a losing team to be so honored. . . . Frank's fourth inning home run at Detroit in '71 put the American League on top to stay and earned him "mvp" honors. It was the A.L.'s first all star victory since 1962.

Brooks MVPs: Brooks has now played in 17 consecutive all star games (including two games each in '60, '61, and '62) and has been a starter ten times, starting with both games in 1961 and including eight of the last 11 (beginning 1964). His lifetime average is .310 (13-for-42) with three triples, one home run and five rbi. He has also handled 43 chances (11 putouts, 32 assists) without error.

In addition to winning the "mvp" award in the 1966 all star game Brooks came close on two other occasions. In 1964 at Shea Stadium he went 2-for-4 with a two-run triple and made a sensational defensive play on an Orlando Cepeda smash, then in 1970 at Cincinnati went 2-for-3, hit another triple and drove in two runs.

Jim Palmer has pitched in three all star games ('70, '71, '72), started twice, worked a total of eight innings, and has not allowed a run while yielding only three hits, walking two and striking out eight. Ironically enough, in 1973, the year he won the Cy Young Award, he was not selected to the all star team.

The 1973 game: Last year in Kansas City's impressive new Royals Stadium, the National League won for the tenth time in the last 11 all star games and improved its overall record to 25-18-1 with a 7-1 victory. After spotting the A.L. a 1-0 lead in the second, the National League stars went ahead in the third to stay. Johnny Bench, Bobby Bonds and Willie Davis homered while Bonds also doubled and, though he was not in the starting lineup, was voted the Arch Ward Memorial Award.

## SITES AND SCORES OF ALL STAR GAMES—1954-1973

1954—Cleve. (AL-11, NL-9)  
1955—Milw. (NL-6, AL-5)  
1956—Wash. (NL-7, AL-3)  
1957—St. L. (AL-6, NL-5)  
1958—Balto. (AL-4, NL-3)  
1959—Pitts. (NL-5, AL-4)  
L.A. (AL-5, NL-3)  
1960—K.C. (NL-5, AL-3)  
N.Y. (AL-5, NL-6, AL-0)  
1961—S.F. (NL-5, AL-4, 10)  
Bos. (AL-1, NL-1)  
1962—Wash. (NL-3, AL-1)  
Chi. (NL) (AL-9, NL-4)

1963—Cleve. (NL-5, AL-3)  
1964—N.Y. (NL) (NL-7, AL-4)  
1965—Minn. (NL-6, AL-5)  
1966—St. L. (NL-2, AL-1, 10)  
1967—Ana. (NL-2, AL-1, 15)  
1968—Houst. (NL-1, AL-0)  
1969—Wash. (NL-9, AL-3)  
1970—Cinn. (NL-5, AL-4, 12)  
1971—Det. (AL-6, NL-4)  
1972—Atl. (NL-4, AL-3, 10)  
1973—K.C. (NL-7, AL-1)  
1974—Pittsburgh (7/23)

## RADIO-TELEVISION PLAY-BY-PLAY

### Play-by-Play Announcers:

Chuck Thompson and Bill O'Donnell

Radio Pre-Game Shows: Ted Patterson

**SPONSORS:** The National Brewing Company purchases the Orioles' radio and television rights. National sponsors a portion of each broadcast and each telecast and has assigned the balance to WBAL-radio and WJZ-TV for re-sale to other sponsors.

### Originating Stations

RADIO—WBAL (1090)  
Television—WJZ (Ch. 13)

### Number of Games

RADIO—all games, home and away  
Television—9 home and 43 away

★ ★ ★

### Baltimore Chapter

## BASEBALL WRITERS ASSOCIATION OF AMERICA

\*LOU HATTER, Morning Sun, Chairman

GORDON BEARD, Associated Press  
\*DOUG BROWN, Evening Sun  
N. P. CLARK, News-American  
JIM ELLIOT, Morning Sun  
NEAL ESKRIDGE, News-American  
\*JIM HENNEMAN, News-American  
PHIL HERSH, Evening Sun  
BOB IBACH, Evening Sun  
PHIL JACKMAN, Evening Sun

ART JANNEY, News-American  
†BOB MAISEL, Morning Sun  
CHUCK MCGEEHAN, News-American  
\*KEN NIGRO, Morning Sun  
JOHN SEARS, Evening Sun  
SEYMOUR SMITH, Morning Sun  
†JOHN STEADMAN, News-American  
†BILL TANTON, Evening Sun

\*Covers Orioles, home and away

†Sports Editor

★ ★ ★

## PRINCIPAL RADIO-TELEVISION SPORTS COMMENTATORS IN BALTIMORE

TELEVISION SPORTS DIRECTORS: NICK CHARLES, WJZ (Ch. 13); VINCE BAGLI, WBAL (Ch. 11); JACK DAWSON, WMAR (Ch. 2).

TELEVISION SPORTS COMMENTATORS: TOM DAVIS and SAM LACY,\* WBAL (Ch. 11).

RADIO: NEAL ESKRIDGE, BILL TANTON and DAVE HUMPHREY, WCBM (680); CHARLIE ECKMAN, Sports Director, and TOM MARR, WFBR (1300); TED PATTERSON, Sports Director, WBAL (1090).

\*Sports Editor of Baltimore Afro-American

★ ★ ★

### Washington, D. C. Chapter

## BASEBALL WRITERS ASSOCIATION OF AMERICA

MARTIE ZAD, Post, President

BOB ADDIE, Post  
CHARLES BARBOUR, Star-News  
DAVE BRADY, Post  
\*GEORGE BRANTNER, No. Va. Sun  
\*JAMES CLAYTON, Post  
\*JOHN CLENDENON, Star-News  
KEN DENLINGER, Post  
ROBERT FACHET, Post  
SAM FOGG, U.P.I.  
PAUL KAPLAN, Star-News  
CLAY KEMP, Alexandria Gazette

GEORGE MINOT, Post  
\*RON MORRIS, Alexandria Gazette  
SHIRLEY POVICH, Post  
MIKE ROBERTS, Star-News  
TOM SEPPY, A.P.  
LEN SHAPIRO, Post  
MORRIS SIEGEL, Star-News  
GEORGE SOLOMON, Post  
BUCKY SUMMERS, Star-News  
RUSS WHITE, Star-News  
MERRELL WHITTLESEY, Star-News

\*Sports Editor

★ ★ ★

## TENTATIVE 1974 CHAMPIONSHIP SERIES AND WORLD SERIES DATES

Game No.	Dates	Sites
<b>A.L.C.S. &amp; N.L.C.S.</b>		
1 & 2	Sat. & Sun., 10/5-6	A.L. West & N.L. East Cities
3, 4 & 5	Mon., Tue., Wed., 10/7-8-9	A.L. East & N.L. West Cities
<b>WORLD SERIES</b>		
1 & 2	Sat. & Sun., 10/12-13	National League City
3, 4 & 5	Tues., Wed., Thu., 10/15-16-17	American League City
6 & 7	Sat. & Sun., 10/19-20	National League City

## BALTIMORE BASEBALL CLUB OFFICERS

### Biographical Sketches

**JEROLD C. HOFFBERGER**, Chairman of the Board since October 1965 . . . Orioles have won four pennants, four eastern division titles and two world championships in eight years that have elapsed since he became Chairman . . . Has been president of The National Brewing Co. since 1947 . . . National holds controlling interest in ball club . . . Was instrumental in helping to arrange the transfer of American League franchise from St. Louis to Baltimore in 1953.

Baltimore native . . . Educated at University of Virginia . . . Served with U.S. Army in World War II and achieved rank of captain . . . He and wife Alice have three boys and one girl . . . Ardent horseman and long time breeder of thoroughbred horses.

A director of Maryland National Bank; director and member of executive committee of Fairchild-Hiller and United States Brewers Association.

Serves as director of Associated Jewish Charities & Welfare Fund and Sinai Hospital; director and member of National Cabinet of the United Jewish Appeal; chairman of Israel Emergency Fund; vice-president of Jewish Telegraphic Agency; chairman of Distribution Committee of Community Foundation of Baltimore; and trustee of Johns Hopkins Hospital and Goucher College.

Also member of executive committee of Greater Baltimore Committee and director of several other corporate and civic organizations. Born: April 7, 1919.

**ZANVYL KRIEGER**, Chairman of Executive Committee and Treasurer . . . Was one of principal figures in bringing St. Louis Browns franchise to Baltimore in late 1953, and also played a primary role in re-establishing a professional football franchise in Baltimore earlier that year . . . Subsequently served as a vice-president and director of the Baltimore Colts . . . Has been on Orioles' board from the beginning and became treasurer in 1957. Has been board chairman of the Baltimore Clippers (American Hockey League) since their founding in 1962.

Baltimore native . . . Graduate of Baltimore City College (1924), Johns Hopkins University (1928) and Harvard Law School (1931) . . . Counsel to law firm of Weinberg and Green . . . He and wife, Isabelle, are parents of two daughters . . . Served four years in U.S. Army Air Force during World War II . . . Was discharged with rank of major . . . Before the war was Assistant Attorney General of Maryland for three years during the tenure of Attorney General William C. Walsh.

Is a director of National Conference of Christians and Jews, the John F. Kennedy Institute for Rehabilitation of Retarded Children, the National Jewish Hospital, the Greater Baltimore Committee and the Baltimore Promotion Council . . . Trustee of Associated Jewish Charities . . . Member, Baltimore City College Hall of Fame . . . Born: April 1, 1906.

**J. FRANK CASHEN**, Executive Vice-President since joining the Orioles in October 1965 . . . Assumed direct responsibility for player personnel when Harry Dalton left the Orioles to become general manager of Angels in October 1971 . . . Is organization's principal operating authority and all department heads are responsible to him . . . Elected to Board of Directors in January 1971.

Baltimore native . . . Graduate of Loyola College (Baltimore) and University of Maryland Law School . . . Member of the Maryland State Bar . . . Worked at the *News-American* for 17 years, 15 of these as a sportswriter . . . Won four national writing awards.

Was General Manager of Baltimore Raceway (trotting) and the Bel Air Race Course before becoming executive assistant to Jerold C. Hoffberger at the National Brewing Company . . . Immediately prior to his present assignment he was Director of Advertising for the brewery . . . He and his wife, Jean, are the parents of seven children—five boys and two girls. Born: September 13, 1926.

**JACK DUNN**, Vice-President for Business Affairs, supervises stadium operations and concessions . . . Baltimore native . . . Has been directly associated with professional baseball since his early youth . . . Is grandson of the late Jack Dunn who owned and managed the International League Orioles to seven straight pennants from 1919 through 1925 . . . Was president, general manager and part-time manager of and player for the pennant winning Centerville Orioles in the Eastern Shore League in 1946 . . . Served at various times as owner, president, general manager and manager of the International League Orioles before the Browns' franchise was shifted to Baltimore in 1953.

Since then has been traveling secretary, assistant to the general manager, public relations director, play-by-play broadcaster, administrative assistant to Lee MacPhail and was appointed to his present position in October 1965 . . . Is third largest Orioles' stockholder . . . Was fighter pilot during World War II . . . Graduate of Boys' Latin School (Baltimore) and Princeton University . . . He and wife, Mary Rose, have one boy and one girl. Born: October 22, 1921.

**JOSEPH P. HAMPER, JR.**, Secretary and Vice-President for Financial Affairs . . . Joined Orioles in February 1954 and became controller in 1958 . . . Was elevated to present position in 1966 . . . Was Executive Vice-President of Baltimore Bays of North American Soccer League (1967-69) . . . Bays were subsidiary of Orioles . . . Certified Public Accountant . . . Attended Johns Hopkins University . . . During World War II he served in U.S. Infantry . . . During his tour he spent three months as a prisoner of war in Germany . . . Bachelor . . . Born: January 28, 1926.

## RULES OF INTEREST

### MAJOR LEAGUE TRADING REGULATIONS

#### Within Own League

Waiver Requirements	From	In Effect	To
No Waivers Necessary	12:01 A.M. on day following last day of regular season		Midnight, June 15
League Waivers Necessary	12:01 A.M., June 16		Midnight, last day of regular season

#### Between Leagues

No Waivers Necessary (inter-league trading period)	12:01 A.M. on 5th day following conclusion of world series	Midnight preceding last scheduled day of winter meetings.
League Waivers Necessary (assignor's league)	12:01 A.M. on last scheduled day of winter meetings	Midnight, June 15
	and	
	12:01 A.M. of day following last day of regular season	Midnight of fourth day after conclusion of world series
Major League Waivers Necessary	12:01 A.M., June 16	Midnight of last day of regular season

**SUSPENDED GAME RULE:** A game terminated by curfew or by a pre-arranged time limit is a suspended game only if it has progressed far enough to be an official game (i.e. 4½ to 5 innings).

A game terminated by light failure is a suspended game anytime after it begins.

Suspended games shall be resumed at the exact point of suspension immediately preceding the next scheduled single game between the two clubs on the same ground . . . If this is not possible, other provisions for resumption are specified in American League Regulation 3.8.

A game called at the END of a completed inning AFTER NINE INNINGS for any reason shall be a SUSPENDED game. This rule became effective in 1969. Formerly, the game would have been declared a tie and replayed in its entirety at a later date.

**BALTIMORE CURFEW:** Night Games—see A.L. Regulation 3.4 (13) —Saturday night—play must be called at 11:59 P.M. regardless of the game situation . . . All other nights—no inning may be started after 11:59 P.M., but any inning which begins before that time may be completed.

In other American League cities not governed by local curfews, no inning may start after 1:00 A.M., but any inning beginning prior to 1:00 A.M. may be played to completion.

**BATTING/PITCHING (ERA) CHAMPION QUALIFICATION:** more plate appearances/162 or more innings.

**ROOKIE QUALIFICATIONS:** A player shall be considered a rookie unless, during a previous season or seasons, he has (a) exceeded 130 at bats or 50 innings pitched in the major leagues; or (b) accumulated more than 45 days on the active roster of a major league club or clubs during the period of the 25-player limit (opening day thru Aug. 31) excluding time in military service.

**NEW SAVE RULE (10:20):** A relief pitcher can be credited with a save when—(1) in entering the game the potential tying run is either on base or at the plate and he preserves the lead, or (2) he pitches at least three effective innings and preserves the lead.

When more than one relief pitcher qualifies for a save under this rule, the save shall be credited to that relief pitcher judged by the official scorer to have been the most effective. It is not mandatory to credit a save. Only one save can be credited in any game.

**DEFINITION OF NIGHT GAME:** Any game scheduled to start after 6:00 P.M. (i.e. 6:01 P.M. or later) will be considered a night game. If a game is scheduled to start at 6:00 P.M. and is delayed by rain or for any other reason, it will be considered a day game.

However, both games of a two-night doubleheader shall be considered night games. When afternoon and night games are played on the same date and separate admissions are charged, they will be counted as one day and one night game, and will not be included in doubleheader statistics.

## BITS ABOUT THE BIRDS

**JAPAN TRIP '71:** Three days after losing the '71 World Series to the Pirates in seven games, the Orioles embarked on a 31-day trip, spanning more than 20,000 miles, to play 18 games against the best baseball players in Japan. While traveling to 14 different cities via plane, train, bus, ferry and hydrofoil, the O's won 12 games, lost two and tied four before an estimated 450,000 fans.

The trip was sponsored by the *Yomiuri Shimbun*, one of the largest newspapers in the world and owners of the perennial Japanese champion Tokyo (Yomiuri) Giants.

The Orioles' principal opponents on the tour were the Giants, kingpins of the Central League, who had just won their seventh straight Japan Series (equivalent to our world series between pennant winners from Central and Pacific Leagues), and have since won their eighth and ninth in a row. The Giants have won 14 national championships since the present two league structure was adopted in '50 and have finished first in their league 28 times in the 38 years since professional baseball was inaugurated in Japan in '36.

In head to head competition, the Orioles did not lose to the Giants. The Birds won eight and tied three (all in extra innings) vs. Yomiuri. Against combination teams and all star groups, the O's were 4-2-1.

### JAPAN TRIPS BY AMERICAN BALLCLUBS

Year	Team	Record
1913	McGraw's Giants/Comiskey's White Sox	—
1922	Stengel's All Stars	—
1931	Grove-Gehringer All Stars	17-0
1934	Ruth-Gehrig, Connie Mack All Stars	16-0
1951	DiMaggio-O'Doul All Stars	13-0-2
1953	New York Giants	12-1-1
1953	Ed Lopat All Stars	11-1-0
1955	New York Yankees	15-0-1
1956	Brooklyn Dodgers	14-4-1
1958	St. Louis Cardinals	14-2-0
1960	San Francisco Giants	11-4-1
1962	Detroit Tigers	12-4-2
1966	Los Angeles Dodgers	9-8-1
1968	St. Louis Cardinals	13-5-0
1971	Baltimore Orioles	12-2-4

★ ★ ★

**O's BIGGEST WINNERS FOR LAST 17 YEARS:** It was in 1957 that the Orioles first began to jell as a team. That year they finished at .500 (76-76) for the first time after having gone 180-282 in their first three Baltimore seasons ('54, '55, '56). During the 17 years that have elapsed, from 1957 thru 1973, the Orioles have gone on to win more games than any other major league club, 1521-1183, .563.

They are followed in order by (figure in parenthesis indicates games behind): 2—Yankees, 1490-1220 (.84) . . . 3—Dodgers, 1477-1233 (.47) . . . 4—Giants, 1467-1242 (.56½) . . . 5—Reds, 1465-1239 (.56) . . . 6—Tigers, 1454-1261 (.72½) . . . 7—Cardinals, 1436-1270 (.86) . . . 8—Pirates, 1434-1272 (.88) . . . 9—Braves, 1428-1279 (.94½) . . . 10—White Sox, 1417-1297 (.109) . . . 11—Twins (nee Senators), 1371-1338 (.152½) . . . 12—Red Sox, 1346-1366 (.179) . . . 13—Indians, 1304-1407 (.220½) . . . 14—Cubs, 1272-1433 (.249½) . . . 15—A's, 1261-1448 (.262½) . . . 16—Phillies, 1239-1466 (.282½).

**O's BIGGEST WINNERS FOR LAST 14 YEARS:** Perhaps a more significant starting point for the Orioles' emergence from a perennial also-ran to a consistent contender would be the 1960 season, the year the Orioles made their first bid for the pennant. On Labor Day eve that season, they held a two game lead over the Yankees and as late as September 15 were in a virtual tie with the Bombers. They ran out of gas at that point, but still finished second with an 89-65 record. It was the first time the O's had ever finished in the first division.

During the 14 years that have elapsed from 1960 thru 1973, the Birds have wound up in the first division 12 times and have won more games than any other club in either league. In fact, with a record of 1297-948 (.578), they have won 62 games more than their closest competitors, the Cincinnati Reds. Here are the records of the other clubs in this 14 year span (figure in parenthesis indicates games behind): 2—Reds, 1235-1007 (.60½) . . . 3—Giants, 1235-1012 (.63½) . . . 4—Dodgers, 1234-1012 (.64) . . . 5—Tigers, 1223-1030 (.78) . . . 6—Yankees, 1221-1027 (.77½) . . . 7—Pirates, 1210-1034 (.86½) . . . 8—Cardinals, 1206-1038 (.90½) . . . 9—Twins (nee Senators), 1192-1055 (.97) . . . 10—Braves, 1155-1088 (.141) . . . 11—White Sox, 1151-1101 (.149½) . . . 12—Red Sox, 1110-1140 (.189½) . . . 13—Cubs, 1064-1179 (.232) . . . 14—A's, 1063-1185 (.235½) . . . 15—Indians, 1062-1189 (.238) . . . 16—Phillies, 1029-1214 (.267).

**O's 20 YEAR RECORD 5th BEST IN MAJORS:** Since the St. Louis Browns franchise was transferred to Baltimore in 1954, the Orioles have compiled the fifth best record in the majors and second best in the American League (1701-1465, .537). Here's how all 16 clubs that have been in existence during that whole period have fared in the past 20 seasons (figure in parenthesis denotes games behind leader): 1—Yankees, 1786-1386 . . . 2—Dodgers, 1760-1411 (.43½) . . . 3—Giants, 1711-1460 (.74½) . . . 4—Reds, 1705-1461 (.78) . . . 5—Orioles, 1701-1465 (.82) . . . 6—Braves, 1694-1475 (.90½) . . . 7—White Sox, 1687-1489 (.101) . . . 8—Tigers, 1683-1494 (.105½) . . . 9—Cardinals, 1652-1516 (.132) . . . 10—Pirates, 1613-1555 (.171) . . . 11—Indians, 1596-1577 (.190½) . . . 12—Red Sox, 1583-1591 (.204) . . . 13—Twins (nee Senators), 1549-1622 (.239) . . . 14—Cubs, 1468-1698 (.315) . . . 15—Phillies, 1462-1705 (.321½) . . . 16—A's, 1427-1744 (.358½).

36

## BITS ABOUT THE BIRDS

**100 WINS:** The Orioles won more than 100 games in each of three straight seasons—'69 (109), '70 (108) and '71 (101). Only two other clubs have achieved this feat in the history of major league baseball: the '29-'30-'31 Philadelphia A's (104-102-107) and the '42-'43-'44 St. Louis Cardinals (106-105-105).

**NUMBER "20" RETIRED:** After Frank Robinson was traded to the Dodgers following the '71 season, his uniform number "20" was retired as an expression of respect and gratitude for his many achievements during six Baltimore seasons that produced four American League pennants and two world championships. Frank was the first Orioles player to be so honored. Following is a list (complete, we hope) of other baseball players and/or managers whose uniforms have been permanently retired:

American League: Boston (9-Ted Williams), Chicago (4-Luke Appling), Cleveland (5-Lou Boudreau and 19-Bob Feller), New York (3-Babe Ruth, 4-Lou Gehrig, 5-Joe DiMaggio, 7-Mickey Mantle, 8-Yogi Berra and Bill Dickey, and 37-Casey Stengel).

National League: Atlanta (21-Warren Spahn, and 41-Ed Mathews\*), Cincinnati (1-Fred Hutchinson), Los Angeles (32-Sandy Koufax, 39-Roy Campanella and 42-Jackie Robinson), New York Mets (14-Gil Hodges and 37-Casey Stengel), Philadelphia (36-Robin Roberts), Pittsburgh (1-Bill Meyer, 20-Pie Traynor, 21-Roberto Clemente and 33-Honus Wagner), St. Louis (6-Stan Musial), San Francisco (4-Mel Ott, 11-Carl Hubbell and 24-Willie Mays).

\* Mathews' number was re-activated when he returned to the Braves as a coach in '71 . . . Note that Stengel's #37 has been retired by both New York clubs . . . The Yankees' #8 was retired in 1972 in honor of its two most distinguished wearers.

**WEAVER, WINNINGEST MANAGER:** Among all big league managers since 1900 with at least five years experience, Earl Weaver ranks first in win-lost percentage:

No.	Manager	Yrs.	Won	Lost	Pct.
1.	Earl Weaver	5+	543	337	.617
2.	Joe McCarthy	24	2126	1335	.614
3.	Billy Southworth	13	1064	729	.5934
4.	Frank Chance	11	932	640	.5928
5.	John McGraw	33	2824	1984	.589
6.	Mickey Cochrane	5	413	297	.58169
7.	Al Lopez	16	1414	1017	.58165
8.	Eddie Dyer	5	446	325	.578
9.	Fred Clarke	19	1602	1179	.576
10.	Dick Williams	6	536	411	.566
11.	Steve O'Neill	14	1039	819	.559
12.	Miller Huggins	17	1413	1134	.5548
13.	Bill Terry	10	823	661	.5546
14.	Walter Johnson	7	530	432	.551
15.	Sam Mele	7	518	427	.548
16.	Charlie Grimm	19	1287	1069	.54626
17.	Napoleon Lajoie	5	397	330	.54607
18.	Jimmy Collins	6	464	389	.544
19.	Walter Alston	20	1760	1481	.543
20.	Tris Speaker	8	616	520	.542
21.	Leo Durocher	24	1997	1694	.54104
22.	Fielder Jones	10	685	582	.54064
23.	Joe Cronin	15	1236	1055	.53950
24.	Ralph Houk	11	942	806	.539
25.	Hughie Jennings	14	1131	972	.538
26.	Danny Murtaugh	12	843	737	.534
27.	Red Schoendienst	9	770	680	.531
28.	Del Baker	6	358	317	.53037

**EAST vs. WEST:** Last year for the fourth time in five seasons the eastern division teams of the American League won more games than their western counterparts in inter-divisional play. The west held the edge in the first phase of competition between the divisions, but the east came back to win the next three and finished with a 226-206 advantage. The two clubs with the best inter-divisional records were the O's and the A's—both were 45-27.

Oakland's five game victory over the Birds in the ALCS gave the west its second American League title in five years, but the east still holds a 13-6 overall lead in ALCS games.

Year	Games Won By:		1973 Period	Games Won By:	
	East	West		East	West
1969	245	187	4/24 thru 5/10	31	44
1970	243	189	5/25 thru 6/17	66	58
1971	214	215	7/6 thru 7/22	56	49
1972	217	215	8/6 thru 8/29	73	55
1973	226	206			
Totals	1145	1012	1973 Totals	226	206
	(.531)	(.469)		(.523)	(.477)

37



## ORIOLES EXPANSION DRAFT LOSSES

### December 1960—

**Los Angeles Angels**—Pitchers Dean Chance and Ron Moeller and infielder Don Ross, each for \$75,000 . . . Outfielder Albie Pearson selected from Rochester roster for \$25,000.

**Washington Senators**—Catcher Gene Green, infielder Billy Klaus and outfielders Chuck Hinton and Gene Woodling, each for \$75,000 . . . Infielder Leo Burke selected from Rochester roster for \$25,000.

### October 1968—

**Kansas City Royals**—Pitcher Roger Nelson (first player chosen in draft), pitchers Wally Bunker and Moe Drabowsky, and first baseman Mike Fiore, each for \$175,000.

**Seattle Pilots**—Catcher Larry Haney and pitcher John Morris, each for \$175,000.

## BIRDS' FIRST GAME IN BALTIMORE IN '54

The modern American League Orioles made their Baltimore debut in Memorial Stadium on April 15, 1954 before a crowd of 46,354 including Vice President Richard M. Nixon who threw out the first ball. Behind the seven hit pitching of Bob Turley who fanned nine, the Orioles of Jimmy Dykes defeated Paul Richards' White Sox, 3-1, in Baltimore's first American League game in 52 years.

Clint Courtney won the distinction of hitting the first home run in the brand new stadium (built on the site of the previous municipally owned ballpark used by the International League O's). It was a bases empty blast off Virgil Trucks who also yielded a solo homer to Vern Stephens in the fourth and was the losing pitcher. The Birds' starting lineup in that game was: Bobby Young, 2b; Eddie Waitkus, 1b; Gil Coan, cf; Vic Wertz, rf; Sam Mele, lf; Stephens, 3b; Billy Hunter, ss; Courtney, c and Turley, p.

## SHRINE OF IMMORTALS

The Shrine, jointly sponsored by the Orioles and Maryland Professional Baseball Players Association, was created in 1960 to recognize men with Maryland backgrounds who have distinguished themselves in professional baseball . . . To qualify, a candidate must either be a native of Maryland or have been a player or official of the Orioles, International or American League, for a minimum of three years.

There are presently 19 members in the Shrine: Frank (Home Run) Baker, Jack Bentley, Max Bishop, Joe Boley, Jack Dunn Sr., Jimmy Foss, Lefty Grove, Buck Herzog, Merwin Jacobson, Charlie Keller, Fritz Maisel, Bill Nicholson, Johnny Neun, Babe Phelps, Dick Porter, Jack Ogden, Eddie Rommel, Babe Ruth and Tommy Thomas.

## ORIOLE ADVOCATES, INC.

The Oriole Advocates, Inc. is a unique non-profit corporation dedicated to promoting and stimulating interest in the game of baseball at both the amateur and professional levels. The organization, founded officially in July 1960, comprises 50 regular members and 12 associates drawn from a wide cross section of the business community.

Thru the years the Advocates have made substantial financial contributions primarily to youth organizations, and have played a major role in the restoration of Babe Ruth's birthplace on Emory Street. They have also become an essential arm of the Orioles public relations and promotions program. On "give away" days it is the Advocates who distribute the items to the fans, and it was they who originated "camera days" at Memorial Stadium. At virtually every Orioles promotion the Oriole Advocates are heavily involved.

Their biggest contribution of all, however, has been the formation and annual operation of the Junior Orioles program that began back in 1963 with 750 youngsters and has now grown to over 15,000 members every year. It is a massive undertaking, a "knothole" program with class, that requires a great deal of time and effort. There's an old saying that if you want something done well, ask a busy person to do it . . . The Oriole Advocates are a case in point.

## MAGIC NUMBER

To calculate: Determine number of games to be played by first place club . . . Add 1 . . . Subtract the number of games first place club is ahead of second place club in the all-important lost column (A.I.L.C.). The result represents the magic number . . . Example: If first team has 20 games to play and is six games ahead of second team . . .  $20 + 1 = 21$  . . .  $21 - 6 = 15$  . . . 15 is the magic number.

When, in any combination, first team wins added to second team losses equal the magic number, first team has clinched the championship . . . From another angle—with each subsequent first team win or second team loss, the magic number is decreased by one . . . When the "M.N." is down to one, first team has clinched a tie, when it is reduced to zero, first team has won the title.

## ORIOLES CAREER LEADERS

GAMES	HITS	RUNS
2,504....B. Robinson	2,539....B. Robinson	1,117....B. Robinson
1,653....Powell	1,483....Powell	759....Powell
1,264....Blair	1,112....Blair	580....Blair
995....D. Johnson	904....D. Johnson	555....F. Robinson
973....Triandos	882....F. Robinson	408....Buford
DOUBLES	TRIPLES	HOME RUNS
430....B. Robinson	65....B. Robinson	291....Powell
230....Powell	43....Blair	251....B. Robinson
213....Blair	34....Aparicio	179....F. Robinson
186....D. Johnson		142....Triandos
RBI	STOLEN BASES	
1,230....B. Robinson	166....Aparicio	
1,018....Powell	108....Blair	
545....F. Robinson	85....Buford	
517....Triandos	72....Belanger	
	Pitching	INNINGS
GAMES	WINS	2,394....McNally
373....McNally	125....McNally	1,687....Palmer
363....Watt	122....Palmer	1,632....Pappas
297....S. Miller	110....Pappas	1,415....Barber
264....Pappas	103....Cuellar	1,396....Cuellar
253....Barber	95....Barber	
SHUTOUTS	COMPLETE GAMES	
29....McNally	107....McNally	
26....Pappas	94....Cuellar	
24....Palmer	93....Palmer	
19....Cuellar & Barber	81....Pappas	

## ORIOLES SPRING RECORDS—1954-1973

Year	Training Site	Won-Lost Record†	Home Attendance*	Home Dates*
1954	Yuma, Arizona	16-12	10,684	4
1955	Daytona Beach, Fla.	11-15	14,697	7
1956	Scottsdale, Ariz.	10-19	15,699	9
1957	Scottsdale, Ariz.	14-19	15,568	9
1958	Scottsdale, Ariz.	11-19	16,092	11
1959	Miami, Florida	17- 8	25,771	13
1960	Miami, Florida	16-13	39,158	19
1961	Miami, Florida	12-16	46,419	16
1962	Miami, Florida	13-11	43,816	16
1963	Miami, Florida	17-10	52,748	14
1964	Miami, Florida	16-12	49,257	15
1965	Miami, Florida	12-16	55,602	14
1966	Miami, Florida	15-11	51,372	17
1967	Miami, Florida	14-13	50,513	11
1968	Miami, Florida	12-12	47,208	15
1969	Miami, Florida	19- 5	33,210	13
1970	Miami, Florida	11-12	34,995	11
1971	Miami, Florida	14-13	45,185	13
1972	Miami, Florida	10- 8	42,522	10
1973	Miami, Florida	13-11	47,003	13
1974	Miami, Florida	.....	.....	....

† Against major league "A" teams only.

\* Includes only games played at training site.

## FINANCIAL STATEMENT

During the fiscal year ending October 31, 1973, the Baltimore Baseball Club, Inc. realized a net profit of \$45,521 (pre-tax profit was \$85,190). This was made possible by income of approximately \$350,000 derived from participation in the five game championship series with Oakland. Exclusive of championship series revenue, the club would have sustained a net loss of \$264,810.

In 1972, the only year in the past five that the Orioles have not been involved in post-season play, the club suffered a net loss of \$214,582 (reduced from \$430,301 by a tax refund from prior years).

### Profit or loss figures from other years:

1971.....\$321,453	1965.....\$150,127	1959.....(\$53,757)
1970.....\$345,161	1964.....\$304,400	1958.....\$ 95,170
1969.....\$239,239*	1963.....\$ 88,873	1957.....\$284,769
1968.....\$551,305†	1962.....\$187,130	1956.....\$ 69,307
1967.....(\$57,412)‡	1961.....\$248,416	1955.....(\$86,715)
1966.....\$466,900	1960.....\$318,884	1954.....\$643,307

\*Includes operations of Baltimore Bays subsidiary; the baseball club alone would have earned approximately \$332,000.

†Orioles/Bays sustained operating loss of \$186,460, but expansion draft of six players @ \$175,000 produced second largest net profit in club history.

‡Excluding losses of Bays, club would have earned profit of approximately \$200,000.

The Baltimore Baseball Club, Inc. is a publicly held Missouri based corporation. The Baltimore Orioles, Inc., a Maryland corporation, is a holding company which owns a 73.8% controlling interest in Baltimore Baseball Club, Inc. The National Brewing Company in turn owns nearly 68% of the common stock of Baltimore Orioles, Inc.

## ORIOLES' MAJOR LEAGUE (PROFESSIONAL) DRAFT SELECTIONS, 1953 THRU 1973

1953.....Chuck Diering, of (\$15,000) Vinicio Garcia, if (\$7,500)	1963.....Lou Jackson, of (\$25,000) Mike Fiore, 1b (\$8,000) Jim Jankow, p (\$8,000) Bill McMahon, p (\$8,000)
1955.....Bob Boyd, 1b (\$10,000)	1964.....Byron Randolph, p (\$8,000) Ted Miller, p (\$8,000) John Jeter, of (\$8,000)
1956.....Tommy Patton, c (\$10,000)	1965.....Moe Drabowsky, p (\$25,000) Gene Brabender, p (\$25,000)
1957.....Bert Hamric, of (\$15,000)	1966.....Owen Johnson, c (\$25,000)
1960.....Hank Foiles, c (\$25,000) Dave Massarelli, c (\$12,000)	1967.....Elrod Hendricks, c (\$25,000)
1961.....Billy Short, p (\$25,000) Ozzie Virgil, c (\$25,000) Steve Cosgrove, p (\$12,000)	1968.....Larry Miller, p (\$25,000)
1962.....Dave May, of (\$12,000) Paul Blair, of (\$12,000) Roger Sorenson, of (\$8,000)	1969.....Tom Shopay, of (\$25,000) 1972.....Mike Johnson, p (\$25,000)

The major league draft is held annually at the opening session of baseball's winter meetings, and is followed with a separate selection by National Association clubs from class aaa to a levels . . . Until 1958 major league clubs could draft players within a range between \$15,000 (for aaa players) down to \$2,000 (for class d players) . . . In 1958 the price for big league drafts rose to \$25,000. However, in 1959, a first year player draft at the big league level was set up to discourage the payment of inordinately large bonus payments to free agents. The new rule provided that first year players could be selected at the major league level (if not protected on a major league team's 40 man roster) for \$12,000. In 1961 an even lower draft price was set up for more recent first year players. That figure was \$8,000. That year, incidentally, the Baltimore organization set a record of sorts by being relieved of 19 eligible first year players (seven during the big league selections and 11 more during the minor league draft). In 1965 the first year player draft by major league clubs began to lose its significance as the result of tighter restrictions designed to limit wholesale raids on first year talent, and then disappeared in 1970.

## ORIOLES' INTER-LEAGUE DEALS, 1959 THRU 1973

Date	Players Acquired	From	In Deal For
12/ 2/59	Jack Brandt (of), Gordon Jones (p) & Roger McCardell (c).....S.F.		Billy O'Dell (p), Billy Loes (p)
12/ 2/59	Gene Green (c) & Chuck Staniland (c) (to Miami).....St. L.		Bob Nieman (of)
12/15/59	John Powers (of).....Cin.		cash
12/15/62	Stu Miller (p), Mike McCormick (p) & John Orsino (c).....S.F.		Billy Hoefft (p), Jack Fisher (p) & Jim Coker (c)
12/15/62	Joe Gaines (of).....Cin.		Dick Luebke (p) & Willard Oplinger (if), both assigned to Reds' farm system, plus cash
12/14/63	Harvey Haddix (c).....Pitts.		Dick Yench (if)
12/ 6/65	Jack Baldschun (p).....Phila.		Jack Brandt (of) & Darold Knowles (p)
12/ 9/65	Frank Robinson (of).....Cin.		Milt Pappas (p), Jack Baldschun (p), & Dick Simpson (of)
12/ 4/68	Mike Cuellar (p), Elijah Johnson (1b) & Enzo Hernandez (if) (to Stockton).....Hous.		Curt Blefary (of) & John Mason (1b) (to Astros farm system)
11/30/70	Jerry DaVanon (if).....St. L.		Moe Drabowsky (p)
12/ 1/70	Pat Dobson (p) & Tom Dukes (p).....S.D.		Tom Phoebus (p), Fred Beene (p), Al Severinsen (p) & Enzo Hernandez (if)
12/16/70	Grant Jackson (p), Jim Hutto (c) & Sam Parilla (of) both to Rochester.....Phila.		Roger Freed (of)
12/ 2/71	Doyle Alexander (p), Bob O'Brien (p), Sergio Robles (c) (to Rochester), Royle Stillman (of) (to Rochester).....L.A.		Frank Robinson (of) & Pete Richert (p)
12/ 1/72	Earl Williams (c) & Taylor Duncan (if) (to Asheville).....Atlanta		Dave Johnson (2b), Pat Dobson (p), Roric Harrison (p) & Johnny Oates (c)
12/ 4/73	Ross Grimsley (p) & Wallace Williams (c) (to Bluefield).....Cin.		Merv Rettenmund (of), and Junior Kennedy (if) & Bill Wood (c), both to Reds' farm system
12/ 7/73	Cash.....Phila.		Eddie Watt (p)

NOTE: This list does not include waiver deals made with National League clubs outside the inter-league trading period.

The Orioles have made 16 separate transactions with N.L. clubs during inter-league trading periods since the inception of the practice in 1959. They have dealt with the Reds four times, with the Phillies three times and with the Giants and Cardinals twice each . . . The Birds have also traded once each with the Astros, Dodgers, Pirates, Padres and Braves . . . They have not concluded any deals in this annual period with the Mets, Cubs or Expos.

## BALTIMORE ORIOLES AMERICAN LEAGUE CHAMPIONSHIP SERIES AND WORLD SERIES SECTION

### Table of Contents

Individual Lifetime ALCS Statistics.....	44
Individual Lifetime World Series Statistics.....	44
Combined Individual Lifetime ALCS-WS Statistics.....	45
Championship Series Review, Game by Game.....	45-49
1969.....	45
1970.....	46
1971.....	47
1973.....	48
1973 ALCS Stats.....	49
World Series Review, Game by Game.....	50-56
1966.....	50
1969.....	51
1970.....	52
1971.....	54
World Series Financial Data and Player Shares.....	56

## ORIOLES CS/WS GAME REVIEW

### AMERICAN LEAGUE CHAMPIONSHIP SERIES

Year	Game No.	Date	Place	Score	Winning Pitcher	Losing Pitcher	Attend.
1969	1	10/04	Bal.	Bal.-4, Min.-3 (12)	Hall-r	Perranoski-r	43,076
	2	10/05	Bal.	Bal.-1, Min.-0 (11)	McNally-c	Boswell	44,339
	3	10/06	Bal.	Bal.-11, Min.-2	Palmer-c	Miller-r	32,735
1970	1	10/03	Min.	Bal.-10, Min.-6	Hall-r	Perry	26,847
	2	10/04	Min.	Bal.-11, Min.-3	McNally-c	T. Hall	27,490
	3	10/05	Bal.	Bal.-6, Min.-1	Palmer-c	Kaat	27,608
1971	1	10/03	Bal.	Bal.-5, Oak.-3	McNally	Blue	42,621
	2	10/04	Bal.	Bal.-5, Oak.-1	Cuellar-c	Hunter-c	35,003
	3	10/05	Oak.	Bal.-5, Oak.-3	Palmer-c	Segui	33,176
1973	1	10/06	Bal.	Bal.-6, Oak.-0	Palmer-c	Blue	41,279
	2	10/07	Bal.	Oak.-6, Bal.-3	Hunter	McNally	48,425
	3	10/09	Oak.	Oak.-2, Bal.-1 (11)	Holtzman-c	Cuellar-c	34,367
	4	10/10	Oak.	Bal.-5, Oak.-4	Jackson-r	Fingers-r	27,497
	5	10/11	Oak.	Oak.-3, Bal.-0	Hunter-c	Alexander	24,265
14 Games . . . O's: Won-11, Lost-3							488,728

### WORLD SERIES

Year	Game No.	Date	Place	Score	Winning Pitcher	Losing Pitcher	Attend.
1966	1	10/05	L.A.	Bal.-5, L.A.-2	Drabowsky-r	Drysdale	55,941
	2	10/06	L.A.	Bal.-6, L.A.-0	Palmer-c	Koufax	55,947
	3	10/08	Bal.	Bal.-1, L.A.-0	Bunker-c	Osteen	54,445
	4	10/09	Bal.	Bal.-1, L.A.-0	McNally-c	Drysdale-c	54,458
1969	1	10/11	Bal.	Bal.-4, N.Y. 1	Cuellar-c	Seaver	50,429
	2	10/12	Bal.	N.Y.-2, Bal.-1	Koosman	McNally-c	50,850
	3	10/14	N.Y.	N.Y.-5, Bal.-0	Gentry	Palmer	56,335
	4	10/15	N.Y.	N.Y.-2, Bal.-1	Seaver-c	Hall-r	57,367
	5	10/16	N.Y.	N.Y.-5, Bal.-3	Koosman-c	McNally	57,397
1970	1	10/10	Cin.	Bal.-4, Cin.-3	Palmer-c	Nolan-c	51,531
	2	10/11	Cin.	Bal.-6, Cin.-5	Phoebus-r	Wilcox-r	51,531
	3	10/13	Bal.	Bal.-9, Cin.-3	McNally-c	Cloninger	51,773
	4	10/14	Bal.	Cin.-6, Bal.-5	Carroll-r	Watt-r	53,007
	5	10/15	Bal.	Bal.-9, Cin.-3	Cuellar-c	Merritt	45,341
1971	1	10/09	Bal.	Bal.-5, Pit.-3	McNally-c	Ellis	53,229
	2	10/11	Bal.	Bal.-11, Pit.-3	Palmer	R. Johnson	53,239
	3	10/12	Pit.	Pit.-5, Bal.-1	Blass-c	Cuellar	50,403
	4	10/13	Pit.	Pit.-4, Bal.-3 (N)	Kison-r	Watt-r	51,378
	5	10/14	Pit.	Pit.-4, Bal.-0	Bries-c	McNally	51,377
	6	10/16	Bal.	Bal.-3, Pit.-2 (10)	McNally-r	R. Miller-r	44,174
	7	10/17	Bal.	Pit.-2, Bal.-1	Blass-c	Cuellar	47,291
21 Games . . . O's: Won-12, Lost-9							1,097,443

# 1974 BALTIMORE ORIOLES ROSTER

No.	B	T	Hgt.	Wgt.	Born	Birthplace	Residence
<b>MANAGER</b>							
4	R	R	5'8"	165	8/14/30	St. Louis, Mo.	Baltimore, Md.
<b>COACHES (4)</b>							
31	R	R	6'0"	190	8/1/25	Staten Island, N. Y.	Timonium, Md.
41	R	R	5'9"	170	5/26/31	Cleveland, Ohio	Timonium, Md.
55	L	L	5'11"	190	6/4/28	Punxsutawney, Pa.	Lutherville, Md.
48	L	L	5'11"	180	4/1/16	Rutherford Hgts., Pa.	Harrisburg, Pa.
<b>PITCHERS (15)</b>							
13	R	R	6'3"	190	9/4/50	Cordova, Ala.	Birmingham, Ala.
35	L	L	5'11"	175	5/8/37	Santa Clara, Cuba	Levittown Lakes, P. R.
56	L	R	6'0"	200	1/13/52	Connellsville, Pa.	Connellsville, Pa.
17	R	R	6'0"	195	10/26/50	Nashville, Tenn.	Rochester, N. Y.
39	L	R	6'3"	200	1/7/50	Topeka, Kans.	Memphis, Tenn.
44	L	L	6'2"	180	10/16/49	Florence, S. C.	Spartanburg, S. C.
23	L	L	6'0"	190	9/28/42	Fostoria, Ohio	Caguas, P. R.
38	R	R	6'3"	195	3/3/50	Midlothian, Va.	Baltimore
45	R	R	6'1"	183	10/4/48	Abilene, Tex.	Baltimore
53	L	R	6'2"	195	9/8/52	Abilene, Tex.	Baltimore
19	L	L	5'11"	191	10/31/42	Asheville, N. C.	Lodi
22	R	R	6'3"	196	10/15/45	Billings, Mont.	Baltimore
34	R	R	6'0"	200	1/21/47	New York, N. Y.	Baltimore
36	R	R	6'3"	190	3/22/52	Seattle, Wash.	Amarillo, Tex.
57	R	R	6'4"	210	3/7/53	Baltimore, Md.	Owings Mills, Md.
	R	R	6'4"	210	3/7/53	Pomona, Cal.	Pomona, Cal.
<b>CATCHERS (3)</b>							
8	R	R	6'1"	197	6/20/43	LaPuente, Cal.	Hacienda Hgts., Cal.
30	R	R	5'11"	175	4/16/46	Magdalena, Son., Mex.	Magdalena, Son., Mex.
32	R	R	6'3"	220	7/14/48	Newark, N. J.	Baltimore, Md.

No.	B	T	Hgt.	Wgt.	Born	Birthplace	Residence
<b>INFELDERS (12)</b>							
51	R	R	5'11"	175	12/11/52	Santa Monica, Cal.	Torrance, Cal.
52	R	R	5'9"	160	3/10/51	Connellsville, Pa.	Connellsville, Pa.
15	L	R	6'2"	178	10/29/46	Meridian, Miss.	Meridian, Miss.
7	R	R	6'2"	170	6/8/44	Pittsfield, Mass.	Pittsfield, Mass.
24	R	R	6'4"	180	10/8/49	Ft. Riley, Kans.	Los Angeles, Cal.
11	R	R	6'2"	190	8/29/50	Burbank, Cal.	Northridge, Cal.
16	R	R	5'11"	178	5/12/53	Memphis, Tenn.	Baltimore
40	R	R	5'11"	175	10/14/53	Martinez, Cal.	Asheville
3	R	R	6'2"	180	1/15/49	Muskegon, Mich.	Lodi
26	L	L	6'4"	250	8/17/41	Lakeland, Fla.	Baltimore
49	R	R	6'2"	195	8/6/49	San Diego, Cal.	Baltimore
5	R	R	6'1"	190	5/18/37	Little Rock, Ark.	Rochester
<b>OUTFIELDERS (7)</b>							
25	R	R	6'1"	190	6/28/49	Austin, Tex.	Baltimore
6	R	R	6'0"	171	2/1/44	Cushing, Okla.	Baltimore
1	L	L	5'8"	175	4/21/47	Fredricksburg, Va.	Baltimore
12	L	L	5'8"	165	12/7/50	Indianapolis, Ind.	Baltimore
2	R	R	6'2"	200	3/21/39	Brooklyn, N. Y.	Baltimore
18	R	R	6'3"	215	11/28/50	Bethesda, Md.	Baltimore
47	L	L	5'11"	180	1/2/51	Santa Monica, Cal.	Baltimore
<b>NON-ROSTER PLAYERS AT SPRING TRAINING (6)</b>							
63	R	R	6'1½"	190	5/29/46	Balesville, Ind.	Rochester
62	R	R	6'1"	195	8/19/49	Worcester, Mass.	Rochester
61	L	L	6'1"	180	2/13/46	Highland Park, Mich.	Roch.-Char.
10	L	R	6'1"	175	12/22/40	St. Thomas, V. I.	Baltimore
33	R	R	5'11"	195	10/17/47	Pensacola, Fla.	(Salt Lake City)
43	R	R	5'7½"	175	9/24/40	Darnell, La.	Rochester
<b>ADDITIONAL SPRING TRAINING COACHES (3)</b>							
54				58		Miller, Ray	Baltimore

Trainer—Ralph Salvon  
Team Physician—Dr. Leonard Wallenstein  
\*Indicates first time added to major league roster.

Equipment Manager—Clay Reid

64 Schaffer, Jim

Groundskeeper—Pat Santarone



# ORIOLES INDIVIDUAL LIFETIME A.L.C.S. STATISTICS

Batting	Pct.	G	AB	R	H	2B	3B	HR	RBI	BB	SO
Baker	.000	2	0	0	0	0	0	0	0	0	0
Baylar	.273	4	11	3	3	0	0	0	1	3	5
Belanger	.235	14	51	10	12	1	1	1	4	5	3
Blair	.236	14	55	4	13	3	0	1	8	4	14
Brown	.000	1	0	0	0	0	0	0	0	0	0
Buford	.357	7	28	6	10	1	1	1	4	7	1
Bumbry	.000	2	7	1	0	0	0	0	0	2	2
Coggins	.444	2	9	1	4	1	0	0	0	0	0
Crowley	.000	2	2	0	0	0	0	0	0	0	0
Cuellar	.286	4	7	1	2	0	0	1	4	0	4
*Davis	.286	5	21	1	6	1	0	0	2	1	0
Etchebarren	.188	10	32	2	6	1	0	1	4	0	4
Grich	.100	5	20	1	2	0	0	1	1	2	5
Hall	.500	1	2	0	1	0	0	0	0	0	1
Hendricks	.353	6	17	5	6	2	0	1	5	2	4
Hood	.000	1	0	0	0	0	0	0	0	0	0
Johnson	.294	9	34	8	10	2	0	2	4	6	3
May	.000	1	1	0	0	0	0	0	0	0	0
McNally	.182	3	11	1	2	1	0	0	1	0	4
Motton	.667	3	3	0	2	1	0	0	2	0	0
Palmer	.143	4	14	2	2	1	0	0	1	0	4
Powell	.341	10	41	9	14	2	0	4	10	5	7
Rettenmund	.182	8	22	2	4	1	0	0	2	5	6
B. Robinson	.404	14	57	8	23	6	0	1	6	1	3
F. Robinson	.206	9	34	6	7	3	0	2	4	9	9
Salmon	.000	1	1	0	0	0	0	0	0	0	0
Watt	.000	1	0	0	0	0	0	0	0	0	0
Williams	.278	5	18	2	5	2	0	1	4	2	2

Team Totals .269 14 498 73 134 29 2 17 67 54 81

\*Davis' totals including 1971 A.L.C.S. with Oakland: Pct.-.310, G-8, AB-29, R-2, H-9, 2B-2, 3B-0, HR-0, RBI-2, BB-1, SO-0.

Grimsley's totals—1972 and 1973 N.L.C.S. with Cincinnati: Pct.-.500, G-3, AB-4, R-0, H-2, 2B-1, 3B-0, HR-0, RBI-1, BB-0, SO-1.

Pitching	W	L	G	GS	CG	SVS	SHO	IP	H	R	ER	HR	BB	SO	ERA
Alexander	0	1	1	1	0	0	0	3.2	5	3	2	0	0	1	4.91
Cuellar	1	1	4	4	2	0	0	31.1	23	12	11	3	6	22	3.16
Hall	2	0	2	0	0	0	0	6.1	1	0	0	0	0	4	0.00
Jackson	1	0	2	0	0	0	0	3	0	0	0	0	1	0	0.00
Lopez	0	0	1	0	0	0	0	0.1	1	0	0	0	2	0	0.00
McNally	3	1	4	4	2	0	1	34.2	23	11	11	6	13	28	2.86
Palmer	4	0	6	5	4	0	1	41.2	35	9	9	3	16	39	1.94
Reynolds	0	0	2	0	0	0	0	5.2	5	2	2	0	3	5	3.18
Richert	0	0	1	0	0	0	0	1	0	0	0	0	2	2	0.00
Watt	0	0	3	0	0	1	0	4.1	2	0	0	0	0	3	0.00

Totals 11 3 14 14 8 1 2 132 95 37 35 12 43 104 2.39

Grimsley's 1972 and 1973 N.L.C.S. statistics: W-1, L-1, G-3, GS-2, CG-1, SVS-0, SHO-0, IP-12.2, H-9, R-6, ER-6, HR-2, BB-2, SO-8, ERA-4.26.

## ORIOLES INDIVIDUAL LIFETIME WORLD SERIES STATISTICS

Batting	Series	Pct.	G	AB	R	H	2B	3B	HR	RBI	BB	SO
Aparicio	1	.250	4	16	0	4	1	0	0	2	0	0
Belanger	3	.182	17	55	6	10	0	1	0	2	8	5
Blair	4	.278	18	54	10	15	2	0	1	4	6	10
Blefary	1	.077	4	13	0	1	0	0	0	0	2	3
Buford	3	.207	15	58	7	12	2	0	4	7	8	8
Bunker	1	.000	1	2	0	0	0	0	0	0	0	1
Crowley	1	.000	1	1	0	0	0	0	0	0	0	0
Cuellar	3	.167	6	12	0	2	0	0	0	1	1	7
Dalrymple	1	1.000	2	2	0	2	0	0	0	0	0	0
Dobson	1	.000	3	2	0	0	0	0	0	0	0	2
Drabowsky	2	.000	3	3	0	0	0	0	0	0	0	2
Etchebarren	4	.074	9	27	3	2	0	0	0	0	2	8
Hall	3	.000	3	1	0	0	0	0	0	0	0	1
Hendricks	3	.250	12	40	5	10	2	0	1	5	5	5
Johnson	4	.192	21	73	5	14	3	0	0	6	8	5
May	1	.000	2	1	0	0	0	0	0	0	1	1
McNally	4	.125	9	16	2	2	0	0	2	6	0	8
Motton	1	.000	1	1	0	0	0	0	0	0	0	0
Palmer	4	.059	6	17	1	1	0	0	0	2	2	7
Powell	4	.234	21	77	8	18	2	0	2	7	7	10
Rettenmund	3	.210	10	32	5	7	0	0	2	6	1	4
B. Robinson	4	.263	21	76	9	20	2	0	3	14	4	6
F. Robinson	4	.260	21	77	16	20	0	1	7	10	8	19
Salmon	2	1.000	3	1	1	1	0	0	0	0	0	0
Shopy	1	.000	5	4	0	0	0	0	0	0	0	0
Snyder	1	.167	3	6	1	1	0	0	0	1	2	0

Totals 4 .213 21 667 79 142 14 2 22 73 66 112

Davis <sup>1</sup>	2	.348	8	23	0	8	0	2	0	2	1	3
Dobson <sup>2</sup>	2	.000	6	2	0	0	0	0	0	0	0	2
Grimsley <sup>3</sup>	1	.000	4	2	0	0	0	0	0	0	0	2
F. Robinson <sup>4</sup>	5	.250	26	92	19	23	2	1	8	14	11	23

<sup>1</sup>L.A., <sup>2</sup>Det. and Bal., <sup>3</sup>Cin., <sup>4</sup>Cin. and Bal.

## ORIOLES INDIVIDUAL LIFETIME WORLD SERIES STATISTICS (Cont.)

Pitching	Series	W	L	G	GS	CG	SVS	SHO	IP	H	R	ER	HR	BB	SO	ERA
Bunker	1	1	0	1	1	1	0	1	9	6	0	0	0	1	6	0.00
Cuellar	3	2	2	6	6	2	0	0	41.1	34	16	12	4	12	28	2.61
Dobson	1	0	0	3	1	0	0	0	6.2	13	3	4	0	4	6	5.40
Drabowsky	2	1	0	3	0	0	0	0	10	3	1	1	1	3	12	0.90
Dukes	1	0	0	2	0	0	0	0	4	2	0	0	0	0	1	0.00
Hall	3	0	1	3	0	0	2	0	3.1	2	1	0	0	1	0	0.00
Jackson	1	0	0	1	0	0	0	0	0.2	0	0	0	0	1	0	0.00
Leonhard	2	0	0	2	0	0	0	0	3	1	1	1	1	2	1	3.00
Lopez	1	0	0	1	0	0	0	0	0.1	0	0	0	0	0	0	0.00
McNally	4	4	2	9	7	4	0	1	50	36	17	13	5	19	35	2.34
Palmer	4	3	1	6	6	1	0	1	47.2	35	17	17	5	25	35	3.21
Phoebeus	1	1	0	1	0	0	0	0	1.2	1	0	0	0	0	0	0.00
Richert	3	0	0	3	0	0	1	0	1	0	0	0	0	1	0	0.00
Watt	3	0	3	5	0	0	0	0	6.1	10	4	3	1	1	8	4.26

Totals 4 12 9 21 21 8 3 3 185 143 60 51 17 69 133 2.48

Dobson <sup>5</sup>	2	0	0	6	1	0	0	0	11.1	18	5	5	0	5	6	3.97
Grimsley <sup>6</sup>	1	2	1	4	1	0	0	0	7	7	2	2	1	3	2	2.57

<sup>5</sup>Det. and Bal., <sup>6</sup>Cin.

## ORIOLES COMBINED LIFETIME CHAMPIONSHIP SERIES AND WORLD SERIES STATISTICS

Batting	Pct.	G	AB	R	H	2B	3B	HR	RBI	BB	SO
Belanger	.208	31	106	16	21	1	1	6	13	8	8
Blair	.257	32	109	14	28	5	0	2	12	10	24
Buford	.256	22	86	13	22	3	1	5	11	15	9
Cuellar	.211	10	19	1	4	0	0	1	5	1	11
Etchebarren	.136	19	59	5	8	1	0	1	4	2	12
Hendricks	.281	18	57	10	16	4	0	2	10	7	12
Johnson	.224	30	107	13	24	5	0	2	10	14	8
McNally	.148	13	27	3	4	1	0	2	7	0	12
Motton	.500	4	4	0	2	1	0	0	2	0	0
Palmer	.097	13	31	3	3	1	0	0	1	2	11
Powell	.271	31	118	17	32	4	0	6	17	12	17
Rettenmund	.204	18	54	7	11	1	0	2	8	6	10
B. Robinson	.323	35	133	17	43	8	0	4	20	5	9
F. Robinson	.243	30	111	22	27	3	1	9	14	17	28
Salmon	.500	4	2	1	1	0	0	0	0	0	0
Watt	.000	2	0	0	0	0	0	0	0	0	0

Team Totals .237 35 1165 152 276 43 4 39 140 120 193

Davis <sup>1</sup>	.327	16	52	2	17	2	2	0	4	2	3
Grimsley <sup>2</sup>	.000	7	6	6	0	2	1	0	1	0	3
F. Robinson <sup>3</sup>	.238	35	126	25	30	5	1	10	18	21	31

<sup>1</sup>L.A., Oak., Bal., <sup>2</sup>Cin., <sup>3</sup>Cin. and Bal.

Pitching	W	L	G	GS	CG	SVS	SHO	IP	H	R	ER	HR	BB	SO	ERA
Cuellar	3	3	10	10	4	0	0	72.2	57	28	23	7	18	50	2.85
Hall	2	1	5	0	0	2	0	9.2	3	1	0	0	1	4	0.00
McNally	7	3	13	11	6	0	2	84.2	59	28	24	11	32	63	2.55
Palmer	7	1	12	11	5	0	2	89.1	70	26	26	8	41	74	2.62
Richert	0	0	4	0	0	1	0	2	0	0	0	0	2	3	0.00
Watt	0	3	8	0	0	1	0	10.2	12	4	3	1	1	11	2.53

Totals 23 12 35 35 16 4 5 317 238 97 86 29 112 237 2.44

Grimsley	3	2	7
----------	---	---	---

## 1969 AMERICAN LEAGUE CHAMPIONSHIP SERIES (Cont.)

### Game No. 2 . . . Sun., Oct. 5 at Baltimore

MINNESOTA	0	0	0	0	0	0	0	0	0	0	3	1
BALTIMORE	0	0	0	0	0	0	0	0	1	1	8	0

BOSWELL (L), Perranoski (11); McNALLY (W).

HRs: None

Time: 3:17

Attendance: 44,339

Twenty game winners Dave McNally and Dave Boswell dominated the second game . . . McNally yielded only three hits while going the route and Boswell was brilliant in the clutch while yielding seven hits before Perranoski relieved him with two down in the 11th.

Curt Motton's lined shot to right off Perranoski just over leaping Rod Carew's glove scored Powell from second with the winning run, but only after Oliva's throw short hopped past Twins catcher Mitterwald just as Boog hustled by. Boswell had walked Powell to open the inning . . . Brooks sacrificed Boog to second, Johnson was purposely passed, then Belanger popped up for out number two. Manager Weaver sent up Hendricks to hit for Etchebarren but when Billy Martin brought in Perranoski, Earl countered with Motton.

McNally didn't yield a hit after the 4th inning. In the 10th he fanned the side to run his game total to 11. In the Twins 11th, however, after retiring the first two hitters, Dave suddenly walked both Killebrew and Oliva. But Dave got Allison on a fly ball and the Birds then went on to win in their half of the inning.

### Game No. 3 . . . Mon., Oct. 6 at Minnesota

BALTIMORE	0	3	0	2	0	1	0	2	3	11	18	0
MINNESOTA	1	0	0	0	1	0	0	0	0	2	10	2

PALMER (W); MILLER (L), Woodson (2), T. Hall (4), Worthington (5), Grzenda (6), Chance (7), Perranoski (9).

HR: Blair

Time: 2:48

Attendance: 32,735

Back home in Metropolitan Stadium after losing two tough extra inning games in Baltimore, the Twins broke on top with a run in the 1st off Jim Palmer when Oliva doubled and later scored on a Rich Reese single . . . After that it was all Orioles, mostly Blair and Buford with an assist from Hendricks . . . Lead off man Buford was 4-for-5 with a walk, three runs and one rbi . . . Blair went 5-for-6 including two doubles and a home run, and drove in five runs while Hendricks, who put the Birds ahead to stay in the 2nd with a two run double, wound up with three rbi on two hits.

## 1970 AMERICAN LEAGUE CHAMPIONSHIP SERIES REVIEW

### Game No. 1 . . . Sat., Oct. 3 at Minnesota

BALTIMORE	0	2	0	7	0	1	0	0	0	10	13	0
MINNESOTA	1	1	0	1	3	0	0	0	0	6	11	2

Cuellar, HALL (5) (W); PERRY (L), Zepp (4), Woodson (5), Williams (6), Perranoski (9).

HRs: Cuellar, Buford, Powell; Killebrew

Time: 2:36

Attendance: 26,847

A pitchers duel between 24-game winners Mike Cuellar and Jim Perry never materialized amid a 23 mph wind and 57° temperature. With the score tied at two in the 4th inning Cuellar highlighted a seven run outburst with a wind blown grand slam that was unquestionably foul when it left the bat, then acquired distance and direction and curled around the foul pole in right. Don Buford followed immediately with another home run that kayoed Perry. Boog Powell wound up the scoring that inning with still another four bagger, off reliever Bill Zepp, to give the Birds a 9-2 lead.

But it wasn't Cuellar's day on the mound either. The Twins scored one in the home 4th, then rallied in the 5th for three more on a Killebrew homer (437') and a two run single by George Mitterwald. At this point with just one out, Manager Weaver summoned Dick Hall who forced second baseman Danny Thompson into an inning ending double-play grounder.

40-year-old Hall finished up allowing just one hit—a single by Tony Oliva—over a scoreless four and two-thirds inning stint. He fanned three and walked none.

### Game No. 2 . . . Sun., Oct. 4 at Minnesota

BALTIMORE	1	0	2	1	0	0	0	0	7	11	13	0
MINNESOTA	0	0	0	3	0	0	0	0	0	3	6	2

McNALLY (W); T. HALL (L), Zepp (4), Williams (5), Perranoski (8), Tiant (9).

HRs: F. Robinson, Johnson; Killebrew, Oliva

Time: 2:59

Attendance: 27,490

In one of the closest 11-3 games ever played, the Birds and Dave McNally protected a one run lead (4-3) from the 4th thru the 8th then staged their second seven run inning in two days, in the 9th, to ice it.

The Orioles jumped out to a 4-0 lead after three and one-half innings . . . A 1st inning double by Powell, a two run homer by Frank Robinson in the 3rd and McNally's single in the 4th provided the early scoring off starter Tom Hall.

## 1970 AMERICAN LEAGUE CHAMPIONSHIP SERIES (Cont.)

### Game No. 2 (Continued)

However, after McNally walked lead off man Leo Cardenas in the 4th, he yielded successive bombs to Killebrew and Oliva and with none out the Baltimore lead had been trimmed to one. McNally then retired the side in order and despite frequent trouble (Twins had at least one runner in each inning from the 5th thru the 9th) he blanked Minnesota the rest of the way.

In the 9th, Perranoski's year long success against the O's ended abruptly (credited with 34 saves and seven wins in the regular season overall, he was 2-0 with three saves while pitching 15½ scoreless innings vs. Baltimore) . . . In the seven run 9th, he was blasted for five of the Orioles tallies. A two run double by Powell and Johnson's three run homer were the key blows in the big uprising.

### Game No. 3 . . . Mon., Oct. 5 at Baltimore

MINNESOTA	0	0	0	0	1	0	0	0	0	1	7	2
BALTIMORE	1	1	3	0	0	0	1	0	x	6	10	0

KAAT (L), Blyleven (3), T. Hall (5), Perry (7); PALMER (W).

HR: Johnson

Time: 2:20

Attendance: 27,608

Whereas the first two games of the ALCS seemed much closer than the final scores of 10-6 and 11-3, game three was rarely in doubt. Jim Palmer, who had now pitched complete game victories to clinch all three of the Orioles' American League titles ('66, '69 and '70), scattered seven hits and three walks while striking out 12.

The Birds started fast and by the end of three innings led 5-0.

Although it was a Monday afternoon, the third game crowd of 27,608 was better than either of the weekend crowds in Minnesota . . . The Orioles did not commit an error in the three games while the Twins were charged with six.

## 1971 AMERICAN LEAGUE CHAMPIONSHIP SERIES REVIEW

### Game No. 1 . . . Sun., Oct. 3 at Baltimore

OAKLAND	0	2	0	1	0	0	0	0	0	3	9	0
BALTIMORE	0	0	0	1	0	0	4	0	x	5	7	1

BLUE (L), Fingers (8); McNALLY (W), Watt (8) (Sv).

HRs: None

Time: 2:23

Attendance: 42,621

Vida Blue, the A's Cy Young Award winner and principal secret weapon, led 3-0 after three and one-half innings and was still ahead by 3-1 when the Birds erupted for four runs in the home 7th to win the first game of the 1971 ALCS in a come from behind thriller.

Curt Motton, who two years earlier had won game two of the ALCS against Minnesota with an 11th inning single, delivered a clutch two out double off Blue (batting for McNally in the 7th) that tied the game, then Paul Blair followed with another two base hit that drove in both the winning run and an insurance tally.

Blue had only one bad inning thru the first six. That was in the 4th when he allowed three hits (the only safeties the Birds had until the 7th) and two of these, back to back doubles by Dave Johnson and Merv Rettenmund, produced the O's first run. In only one other inning thru the 6th did he even allow a base runner.

### Game No. 2 . . . Mon., Oct. 4 at Baltimore

OAKLAND	0	0	0	1	0	0	0	0	0	1	6	0
BALTIMORE	0	1	1	0	0	0	1	2	x	5	7	0

HUNTER (L); CUELLAR (W).

HRs: B. Robinson, Powell-2, Hendricks

Time: 2:04

Attendance: 35,003

Four home runs, including two by Boog Powell, off the A's Jim Hunter accounted for all five Orioles runs while Mike Cuellar scattered six Oakland hits to put the Birds two up in the '71 ALCS.

Despite a painful wrist injury, aggravated the previous day, Boog drove in three runs with his two circuit shots, both to deep right-center. The A's scored their only run in the 4th on Sal Bando's double and a run scoring single by Dave Duncan. Brooks Robinson and Elrod Hendricks also found the range off Hunter.

### Game No. 3 . . . Tue., Oct. 5 at Oakland

BALTIMORE	1	0	0	0	2	0	2	0	0	5	12	0
OAKLAND	0	0	1	0	0	1	0	1	0	3	7	0

PALMER (W); SEGUI (L), Fingers (5), Knowles (7), Locker (7), Grant (8).

HRs: Jackson-2, Bando

Time: 2:49

Attendance: 33,176

## 1971 AMERICAN LEAGUE CHAMPIONSHIP SERIES (Cont.)

### Game No. 3 (Continued)

When the Orioles won league titles in 1966 and again in 1969 and 1970, it was Jim Palmer who went the route to win the clincher. In 1971 it was the same old story.

Though three Oakland homers, two by Reggie Jackson, kept the A's in the ballgame until the end, Palmer turned on the gas in the 9th and fanned the side in order (Tenace, Hegan, Belfary) to nail down Baltimore's fourth pennant in six years.

A's Manager Dick Williams chose Diego Segui to start game three. His two aces, Vida Blue and Jim Hunter had already pitched, and 15-game winner Chuck Dobson was unavailable because of injury. Segui loaded the bases in the very 1st inning but held the O's to a single run on a sacrifice fly by Ellie Hendricks.

Jackson's first home run tied the game at one-all in the 3rd. Then in the 5th Brooks Robinson's two run single with the bases loaded put the O's ahead to stay and Segui shortly departed. Bando's homer in the 6th cut the lead to one (3-2), but the O's scored twice more in the 7th on an rbi double by Frank Robinson and another on a Darold Knowles wild pitch and now led 5-2.

It was, of course, the third straight three game sweep of the ALCS by the Orioles since that annual event was inaugurated in 1969.

## 1973 AMERICAN LEAGUE CHAMPIONSHIP SERIES REVIEW

### Game No. 1 . . . Sat., Oct. 6 at Baltimore

OAKLAND	0	0	0	0	0	0	0	0	5	1
BALTIMORE	4	0	0	0	0	0	1	1	x	0

BLUE (L), Pina (1), Odom (3), Fingers (8); PALMER (W).

HRs: None

Time: 2:51

Attendance: 41,279

Jim Palmer struck out 12 Oakland batters and the Orioles scored more than enough to win in the very first inning with a four run uprising off Vida Blue who yielded four hits and two walks and was removed after retiring only two batters. The big blows in the inning were a run scoring double by Tommy Davis, a two run single by Earl Williams, and Mark Belanger's rbi single.

Oakland's principal threat also came in the opening inning, compliments of Palmer's wildness . . . Jim walked Bert Campaneris and Joe Rudi, the first two batters, then came back to fan Sal Bando, Reggie Jackson and Deron Johnson in order to retire the side. It was Palmer's fourth career ALCS victory without a defeat.

### Game No. 2 . . . Sun., Oct. 7 at Baltimore

OAKLAND	1	0	0	0	2	0	0	2	1	6	9	0
BALTIMORE	1	0	0	0	0	1	0	1	0	3	8	0

HUNTER (W), Fingers (gs) (8); McNALLY (L), Reynolds (8), Jackson (9).

HRs: Campaneris, Bando-2, Rudi

Time: 2:42

Attendance: 48,425

Four Oakland home runs off Dave McNally and clutch pitching by "Catfish" Hunter and Rollie Fingers tied the series at one game apiece. Sal Bando hit two of those homers, accounting for three rbi, and was deprived of a third when Al Bumbry made a fine leaping catch of a Bando drive in left in the 3rd inning.

Bert Campaneris led off the game with a home run, but in the Baltimore half of the inning, Tommy Davis evened the score with a run producing single. The game remained deadlocked until Joe Rudi and Bando connected in order in the 6th, but Earl Williams drove home a run in the home half of the inning to reduce the deficit to 3-2. However, Bando's two run smash in the 8th put the A's out of reach although the Birds did accumulate three hits and a walk later in that inning to score their final run. Campaneris picked up another rbi with a 9th inning single.

### Game No. 3 . . . Tue., Oct. 9 at Oakland

BALTIMORE	0	1	0	0	0	0	0	0	0	0	1	3	0
OAKLAND	0	0	0	0	0	0	1	0	0	1	2	4	0

CUELLAR (L); HOLTZMAN (W).

HRs: Williams, Campaneris

Time: 2:23

Attendance: 34,367

Following a day's postponement because of rain in Oakland, Mike Cuellar pitched one of the finest games of his career while scattering three hits and striking out 11 over 10 innings. However, Campy Campaneris who hit only four home runs in 151 regular season games, hit his second of the playoffs leading off the 11th to make a loser of Cuellar and put the A's ahead in the series two games to one.

The Birds had drawn first blood on Earl Williams' solo homer in the second, then Cuellar protected that slim lead for six innings until Matty Alou and Joe Rudi produced a pair of looping singles sandwiched around a sacrifice and a strikeout to tie the game in the 8th. Meanwhile, Ken Holtzman, who fanned seven, matched Cuellar pitch for pitch and wound up with a three-hitter.

## 1973 AMERICAN LEAGUE CHAMPIONSHIP SERIES (Cont.)

### Game No. 4 . . . Wed., Oct. 10 at Oakland

BALTIMORE	0	0	0	0	0	0	4	1	0	5	8	0
OAKLAND	0	3	0	0	0	1	0	0	0	4	7	0

Palmer, Reynolds (2), Watt (7), JACKSON (W) (7); Blue, FINGERS (L) (7).

HRs: Etchebarren, Grich

Time: 2:31

Attendance: 27,497

Andy Etchebarren hit the biggest home run of his career and so did Bobby Grich as the Orioles bounced back from a 4-0 deficit and the prospect of certain elimination with five late inning runs to tie the ALCS at two games apiece.

Jim Palmer started against Vida Blue for the second time, but didn't get past the second inning when the A's put together four hits including three doubles to score three times and drive Palmer to the showers with only one out. Bob Reynolds came on to pitch effectively thru the sixth inning although yielding a single run in the 6th that gave the A's a seemingly insurmountable lead.

Meanwhile, Blue was breezing thru the first six innings allowing only two hits and no runs. Then in the 7th the tide began to turn with one out. Earl Williams walked, Don Baylor singled and Brooks Robinson followed with another single that plated the Birds first run. Then Etchebarren stepped up and smacked a Blue offering over the left field fence providing an instant deadlock at 4-4. That blow finished Blue in favor of reliever Rollie Fingers who retired the side without further damage.

However, Grich hit one out off Fingers leading off the 8th to put the Birds on top to stay. It remained for Grant Jackson, who had entered the game in the bottom of the 7th, to get the A's out in the 8th and 9th, a chore he performed with great efficiency.

Though he did not get the loss this day (that distinction belonged to Fingers), it was the third time that Blue had started against the O's in ALCS competition (including 1971) and the third time his team had lost.

### Game No. 5 . . . Thu., Oct. 11 at Oakland

BALTIMORE	0	0	0	0	0	0	0	0	0	5	2
OAKLAND	0	0	1	2	0	0	0	0	0	3	7

ALEXANDER (L), Palmer (4); HUNTER (W).

HRs: None

Time: 2:11

Attendance: 24,265

"Catfish" Hunter scattered five hits and walked only two in pitching the A's to their second straight American League Championship. The 27-year old righthander, 21-5 during the regular season, thus picked up two of Oakland's three playoff victories and, despite a yield of 39 home runs in the 1973 campaign, yielded none to the Birds in 16.1 innings of post-season pitching.

The Orioles put eight men on base during the afternoon but never more than one an inning and none advanced as far as third base. The A's broke the scoring ice in the third with a single run, the product of a Brooks Robinson error, a sacrifice and a Joe Rudi single. In the following inning, Vic Davalillo tripled just beyond Richie Coggins' grasp in right to drive in the second run and then scored the final Oakland tally on a single by Matty Alou. At that point Jim Palmer came on for the third time in the series, relieving Doyle Alexander, and pitched shutout ball over the last 4.1 innings. Unfortunately, so did the "Catfish."

## ORIOLES 1973 A.L.C.S. STATISTICS

Batting	Pct.	G	AB	R	H	2B	3B	HR	RBI	BB	SO
Baker	.000	2	0	0	0	0	0	0	0	0	0
Baylor	.273	4	11	3	3	0	0	0	1	3	5
Belanger	.125	5	16	0	2	0	0	0	1	1	1
Blair	.167	5	18	2	3	0	0	0	0	1	5
Brown	.000	1	0	0	0	0	0	0	0	0	0
Bumbry	.000	2	7	1	0	0	0	0	0	2	2
Coggins	.444	2	9	1	4	1	0	0	0	0	0
Crowley	.000	2	2	0	0	0	0	0	0	0	0
T. Davis	.286	5	21	1	6	1	0	0	2	1	0
Etchebarren	.357	4	14	1	5	1	0	1	4	0	1
Grich	.100	5	20	1	2	0	0	1	1	2	5
Hood	.000	1	0	0	0	0	0	0	0	0	0
Powell	.000	1	4	1	0	0	0	0	0	0	1
Reitenmund	.091	3	11	1	1	0	0	0	0	3	2
Robinson	.250	5	20	1	5	2	0	0	2	1	1
Williams	.278	5	18	2	5	2	0	1	4	2	2

Team Totals		.211	5	171	15	36	7	0	3	15	16	25			
Pitching	W	L	G	GS	CG	SVS	SHO	IP	H	R	ER	HR	BB	SO	ERA
Alexander	0	1	1	1	0	0	0	3.2	5	3	2	0	1	4.91	
Cuellar	0	1	1	1	1	0	0	10	4	2	2	1	3	11.180	
Jackson	1	0	2	0	0	0	0	3	0	0	0	0	1	0	0.00
McNally	0	1	1	1	0	0	0	7.2	7	5	5	4	2	7	5.87
Palmer	1	0	3	2	1	0	1	14.2	11	3	3	0	8	15	1.84
Reynolds	0	0	2	0	0	0	0	5.2	5	2	2	0	3	5	3.18
Watt	0	0	1	0	0	0	0	0.1	0	0	0	0	0	0	0.00
Totals		2	3	5	5	2	0	45	32	15	14	5	17	39	2.80



# 1966 WORLD SERIES REVIEW

## Game No. 1 . . . Wed., Oct. 5 at Los Angeles

BALTIMORE	3	1	0	1	0	0	0	0	5	9	0
LOS ANGELES	0	1	1	0	0	0	0	0	2	3	0

McNally, DRABOWSKY (3) (W); DRYSDALE (L), Moeller (3), R. Miller (5), Perranoski (8).

HRs: F. Robinson, B. Robinson; Lefebvre Time: 2:56 Attendance: 55,941

A brilliant relief pitching effort by Moe Drabowsky and 1st inning home runs by Frank and Brooks Robinson carried the Orioles to victory at Dodger Stadium. With one out in the 1st, Dodger starter Don Drysdale walked Russ Snyder and Frank immediately followed with a home run to left. Brooks Robinson was the next batter and he also homered to give the Orioles a quick 3-0 lead . . . Snyder singled another run across in the 2nd . . . The Birds' Dave McNally, working on a 4-1 lead after a 2nd inning homer by Jim Lefebvre, lost control and loaded the bases on walks with one out in the 3rd.

Drabowsky came on at that point and, after a strikeout, walked Junior Gilliam to force in the Dodgers second run of the game (and last of the series). Working the final six and two-third innings, Moe yielded just one hit and set a series record by fanning 11. He tied another record with six straight strikeouts in the 5th and 6th innings.

## Game No. 2 . . . Thu., Oct. 6 at Los Angeles

BALTIMORE	0	0	0	0	3	1	0	2	0	6	8	0
LOS ANGELES	0	0	0	0	0	0	0	0	0	0	4	6

PALMER (W); KOUFAX (L), Perranoski (7), Regan (8).

HRs: None Time: 2:26 Attendance: 55,947

Jim Palmer, nine days short of his 21st birthday, became the youngest pitcher in World Series history to toss a shutout as the Orioles moved two up in the Series. A shoddy Dodger defense that committed six errors (including three in one inning by center fielder Willie Davis) aided the Oriole victory, but the day belonged to Palmer. The strong armed right-hander struck out six and walked three as he stopped the Dodgers cold. The Orioles broke a scoreless deadlock in the 5th inning with three tallies, mainly because Davis dropped two fly balls and was charged with a throwing error. The Orioles added another run in the 6th and two more in the 8th to wrap up the game. The losing pitcher was the incomparable Sandy Koufax, appearing in his final game with the Dodgers. Dave Johnson, with a 6th inning single, earned the distinction of getting the final hit off Koufax.

## Game No. 3 . . . Sat., Oct. 8 at Baltimore

LOS ANGELES	0	0	0	0	0	0	0	0	0	6	0	
BALTIMORE	0	0	0	0	1	0	0	0	x	1	3	0

BUNKER (W); OSTEEEN (L), Regan (8).

HR: Blair Time: 1:55 Attendance: 54,445

The Orioles extended their series lead to three games as Paul Blair and Wally Bunker teamed up to give the Orioles the win. Blair belted a 430-foot home run to left-center in the 5th inning to account for the game's only run while Bunker, bothered much of the year by a sore right elbow, fanned six and walked only one. Fine defensive plays by left fielder Curt Blefary and shortstop Luis Aparicio eased Bunker's path to victory. Dodger southpaw Claude Osteen, who suffered the loss, pitched very well as he gave up just three hits and a walk in the seven innings he worked.

## Game No. 4 . . . Sun., Oct. 9 at Baltimore

LOS ANGELES	0	0	0	0	0	0	0	0	0	4	0	
BALTIMORE	0	0	0	1	0	0	0	0	x	1	4	0

McNALLY (W); DRYSDALE (L).

HR: F. Robinson Time: 1:45 Attendance: 54,458

The Orioles became World Champions by defeating the Dodgers in four straight as Dave McNally's arm and Frank Robinson's bat brought the series to an end. McNally, who started the first game and failed to last through the 3rd inning, was brilliant as he retired the Dodgers in order in seven of the nine frames. Robinson, who homered in the 1st inning of the first game off Don Drysdale, did it again in this game when he unloaded a 4th inning shot deep into the left field seats. The blow not only won the game but earned him the series mvp award. McNally's pitching stretched to 33 the number of consecutive innings in which the Dodgers were held scoreless. Two great plays by the center fielders highlighted the defensive phase of the game. In the 4th frame, Willie Davis leaped high against the center field fence and snared a drive off Boog Powell's bat that was over the top of the barrier. In the 8th inning, Blair, who entered the game as a defensive replacement at the start of the inning, ran to the fence in left-center and jumped to make a great catch on a ball hit by Jim Lefebvre that appeared to be a home run.

# 1969 WORLD SERIES REVIEW

## Game No. 1 . . . Sat., Oct. 11 at Baltimore

NEW YORK	0	0	0	0	0	0	1	0	0	1	6	1
BALTIMORE	1	0	0	3	0	0	0	0	x	4	6	0

SEAVER (L), Cardwell (6), Taylor (7); CUELLAR (W).

HR: Buford Time: 2:13 Attendance: 50,429

The Orioles' first hitter of the game, Don Buford, put the Birds ahead 1-0 with a home run off Tom Seaver. In the 4th inning the Orioles scored three more to pad their lead 4-0 . . . After that the Birds had only one baserunner, on a walk by Ron Taylor in the 7th . . . Cuellar, meanwhile, yielded only two hits and two walks thru the first six innings.

In the 7th the Mets mustered their only major threat, loading the bases with one out . . . Al Weis followed with a sacrifice fly scoring Donn Clendenon. Then pinch hitter Rod Gaspar trickled a bounce to third . . . Brooks rushed in and made a fine barehanded pick up and throw to nip Gaspar at first and end the inning. Cuellar yielded a single in the 8th and a hit and a walk in the 9th but finished up without further trouble.

## Game No. 2 . . . Sun., Oct. 12 at Baltimore

NEW YORK	0	0	0	1	0	0	0	0	1	2	6	0
BALTIMORE	0	0	0	0	0	0	1	0	0	1	2	0

KOOSMAN (W), Taylor (9) (GS); McNALLY (L).

HR: Clendenon Time: 2:20 Attendance: 50,850

Lefthander Jerry Koosman held the Orioles hitless thru the first six innings, allowing just one runner (a walk to Johnson) . . . In the meantime Clendenon's 4th-inning homer off McNally had staked him to a 1-0 lead.

In the 7th, the Birds tied it after Paul Blair led off with a single to break Koosman's string, stole second, then scored two outs later on Brooks' safety . . . A good stop by third baseman Ed Charles on Johnson's shot into the hole stopped the Birds' rally.

McNally, who had allowed just three hits in eight innings, retired the first two hitters in the 9th, but then Charles, Jerry Grote and Weis singled in succession to put the Mets up 2-1 . . . In the bottom half, Koosman, with two out, walked Frank and Powell, but Taylor then came on and got Brooks on a game ending grounder.

## Game No. 3 . . . Tue., Oct. 14 at New York

BALTIMORE	0	0	0	0	0	0	0	0	0	4	1	
NEW YORK	1	2	0	0	0	1	0	1	x	5	6	0

PALMER (L), Leonhard (7); GENTRY (W), Ryan (7) (GS).

HRs: Agee, Kranepool Time: 2:23 Attendance: 56,335

This was Tommy Agee's day . . . The Mets' center fielder homered leading off for the Mets in the 1st inning, then made two great catches that deprived the Orioles of at least five runs . . . With the Mets ahead 3-0 in the 4th the Birds had runners on first and third with two out when Hendricks slashed a drive to deep left-center, seemingly good for at least two bases and two rbi, but Agee reached the ball at the last instant and made a great backhanded catch after a long run to the fence.

In the 7th the Mets led 4-0, when, after two were out, Gary Gentry walked the bases loaded and was pulled in favor of Nolan Ryan. Blair with a two strike count sent a drive into right-center that figured to clear the bases, but Agee reached it after another long run, caught it low, then slid across the grass on his belly. The Birds loaded the bases in the 9th also, but Ryan fanned Blair to end it.

## Game No. 4 . . . Wed., Oct. 15 at New York

BALTIMORE	0	0	0	0	0	0	0	1	0	1	6	1
NEW YORK	0	1	0	0	0	0	0	0	1	2	10	1

Cuellar, Watt, HALL (L), Richert; SEAVER (W).

HR: Clendenon Time: 2:33 Attendance: 57,367

Plate umpire Shag Crawford made history of sorts in game four and so did Ron Swoboda . . . The Mets led 1-0 on Clendenon's second series homer at the start of the 3rd when Crawford strode toward the Orioles' dugout and pointed a menacing finger . . . Manager Weaver then walked to the plate as Crawford returned to his position, and at that point the latter thumbed him out of the game . . . It was only the third time in series history that a manager had been ejected, and the first such incident since 1935.

Swoboda's magnificent contribution to world series lore occurred, ironically, on the play that enabled the Birds to score their only run of the game. Seaver had held the O's to three hits over eight innings and still led 1-0 into the 9th. With one out, however, Frank singled and went to third on Boog's safety to right. Brooks then lined a shot to right that appeared headed into the slot. At very worst the Birds figured to tie it up with runners on second and third, but Swoboda made a miraculous headlong backhanded diving catch inches off the grass that must rank with the great series plays of all time . . . Frank scored from third on the sacrifice fly, but that was all the scoring the Birds could muster.

## 1969 WORLD SERIES (Cont.)

### Game No. 4 (Continued)

Ed Watt who came on in the 8th yielded two hits in the 9th but worked out of the jam forcing the game into extra innings . . . The O's threatened but didn't score in the 10th . . . In the home half, Dick Hall yielded a lead off double to Grote . . . Weis was intentionally passed and Pete Richert came on to face J. C. Martin, batting for Seaver . . . Martin dropped a bunt down the first base line; Richert fielded it but his throw hit Martin in the back and rolled into right field, allowing Gaspar (running for Grote) to score the winning run from second. Subsequent photos showed that Martin was running out of the three foot lane during that last 45-foot stretch to first when the ball hit him, but umpire Crawford did not see it that way.

### Game No. 5 . . . Thu., Oct. 16 at New York

BALTIMORE	0	0	3	0	0	0	0	0	0	3	5	2
NEW YORK	0	0	0	0	0	2	1	2	x	5	7	0

McNALLY (L), Watt (8); KOOSMAN (W).

HRs: McNally, F. Robinson; Clendenon, Weis Time: 2:14 Attendance: 57,397

The Orioles jumped to a 3-0 lead in the 3rd on McNally's two run homer and a solo shot by Frank. In the 6th, the O's still led 3-0 when Frank appeared to have been hit with a pitch, but plate umpire Lou DiMuro ruled that the ball had hit Frank's bat first . . . A substantial argument followed . . . In the bottom of the same inning, Cleon Jones claimed to have been hit on the foot by McNally. DiMuro again said no, but moments later Gil Hodges ran out of the dugout with a ball bearing a shoe polish stain. DiMuro relented and sent Jones to first (movies later vindicated DiMuro's judgment on the Jones incident) . . . When Clendenon followed with his third homer of the series, the score was 3-2.

Light hitting Weis then hit his first homer ever in Shea Stadium to tie the score in the 7th . . . The Mets won it all in the 8th . . . With Watt pitching, Jones opened the inning with a double and one out later scored the ultimate winning run on Swoboda's two baser . . . The Mets then scored an insurance run with two out on errors by Powell and Watt.

## 1970 WORLD SERIES REVIEW

### Game No. 1 . . . Sat., Oct. 10 at Cincinnati

BALTIMORE	0	0	0	2	1	0	1	0	0	4	7	2
CINCINNATI	1	0	2	0	0	0	0	0	0	3	5	0

PALMER (W), Richert (9) (SV); NOLAN (L), Carroll (7).

HRs: Powell, Hendricks, B. Robinson; May Time: 2:24 Attendance: 51,531

In game one the Reds established a pattern they followed in four of the five games . . . taking the early lead . . . With Palmer on the hill for Baltimore, the Reds scored once in the 1st on Johnny Bench's two out single . . . The lead ballooned to 3-0 on Lee May's 3rd inning home run. Meanwhile, Gary Nolan set the O's down in order in the first three innings.

However, Boog Powell homered deep into the left field stands in the 4th following a Paul Blair single to reduce the home team's advantage to one. Then Ellie Hendricks reduced it to zero with a game tying swat to right to lead off inning 5.

Perhaps the most exciting and significant inning of the entire World Series was the Cincinnati 6th . . . First, Lee May, who had homered and singled off Palmer earlier, led off by rifling a ground shot one hop over the bag at third bound for extra bases; but Brooks made a miraculous stop and while his momentum carried him into foul territory, he somehow stopped and threw almost blindly to first without really turning his body. His throw took a perfect astro turf hop right into the stretching Powell's glove and nailed May by a step. The importance of the play soon became apparent.

Palmer then walked Bernie Carbo and gave up a single to Tommy Helms that sent Carbo to third. Ty Cline came in to hit for shortstop Woody Woodward, but succeeded only in hitting a dribbler that bounced high in front of the plate . . . Hendricks stepped out to grab it. Umpire Ken Burkhardt also went out to position himself to call it fair or foul and surprise, surprise, Carbo was coming from third . . . Carbo came in on the foul side of the line, Hendricks dove at him from the fair side and both made contact with Burkhardt, who ended up sitting down with his back to the plate. There was no question that Hendricks tagged the runner with his gloved hand, but the ball was in the other and subsequent photos and film proved that Carbo didn't touch the plate on the way in . . . Burkhardt called the runner out. A vehement argument ensued.

The score was still tied at three when Brooks hit a 7th inning home run off Nolan and that was to be the clincher . . . In the 9th Palmer fanned pinch hitters Jimmy Stewart and Angel Bravo to open the inning, his first two strikeouts of the game . . . However, he then lost Rose on a walk, and Earl Weaver went to Richert to pitch to Tolan . . . It took Pete one pitch to dispose of the Reds center fielder on a soft liner to Mark Belanger and the Birds led the series 1-0.

## 1970 WORLD SERIES (Cont.)

### Game No. 2 . . . Sun., Oct. 11 at Cincinnati

BALTIMORE	0	0	0	1	5	0	0	0	0	6	10	2
CINCINNATI	3	0	1	0	0	1	0	0	0	5	7	0

Cuellar, PHOEBUS (W) (3), Drabowsky (5), Lopez (7), Hall (7) (SV); McGlothlin, WILCOX (5) (L), Carroll (5), Gullett (8).

HRs: Powell; Tolan, Bench Time: 2:26 Attendance: 51,531

The Reds jumped away with three unearned runs in the 1st off Mike Cuellar.

In the 3rd, Tolan homered to make it 4-0. After Cuellar walked Johnny Bench, Tom Phoebus replaced him and faced May who bid for another hit with a smash to the hole but Brooks fell to his knees, came up with the screamer, whirled quickly in a clockwise turn and started a brilliant double play to end the Reds threat.

The Orioles got one back on Powell's second series homer in the 4th, then took command in the 5th . . . They scored five times on six hits while sending nine men to the plate . . . The big blows were Brooks' game tying single and Ellie Hendricks' two run double down the left field line that put the O's ahead to stay.

Bench led off with a homer in the 6th to narrow the Orioles lead to one . . . In the 7th Marcelino Lopez came on to face lefty Tolan with the tying and lead runs on and got him on a pop to Brooks. Then Hall was summoned and he retired the side on Perez's force out grounder.

Hall, a hero in the first game of the playoffs, played the role again here. He put down Cincinnati in order in both the 8th and 9th to preserve the 6-5 win, but again Blair, who had made a sensational catch on Brant Alyea's long drive in the championship for a key out with Hall on the mound, contributed his golden defensive skills . . . Pinch hitter Stewart with two down in the 9th hit a drive with unaccustomed power (one homer in regular season), Blair raced to the center field fence with his back to the plate and hauled it in over his shoulder.

### Game No. 3 . . . Tue., Oct. 13 at Baltimore

CINCINNATI	0	1	0	0	0	0	2	0	0	3	9	0
BALTIMORE	2	0	1	0	1	4	1	0	x	9	10	1

McNALLY (W); CLONINGER (L), Granger (6), Gullett (7).

HRs: F. Robinson, Buford, McNally Time: 2:09 Attendance: 51,773

This was the only series game in which the Orioles never trailed. Dave McNally went the route, scattered nine hits, and in the 6th inning with the O's ahead 4-1, two outs and the bases loaded, became the only pitcher ever to hit a grand slam in world series competition when he blasted a Wayne Granger offering into the left field seats.

Brooks got the O's off on the right track in the 1st when he doubled over two runs against starter Tony Cloninger . . . Frank, who had been 0-for-9 in the series until he singled first time up in this game, came back in the 3rd with a solo homer and Buford also contributed a bases empty shot in the 5th . . . Cloninger left after five and one-third inning charged with six hits and five runs.

Brooks, aside from two doubles and two rbi, also contributed a sparkling diving grab to his left of a Johnny Bench liner in the 6th. Dave Johnson in the 3rd likewise robbed Rose of a single with a diving backhand catch of a sharp line drive . . . Frank and Blair each added three hits and an rbi.

### Game No. 4 . . . Wed., Oct. 14 at Baltimore

CINCINNATI	0	1	1	0	1	0	0	3	0	6	8	3
BALTIMORE	0	1	3	0	0	1	0	0	0	5	8	0

Palmer, WATT (L) (8), Drabowsky (9); Nolan, Gullett (3), CARROLL (W) (6). HRs: B. Robinson; Rose, May Time: 2:26 Attendance: 53,007

With the Reds trailing 5-3 and just two innings from total annihilation in four straight, Lee May blasted reliever Eddie Watt's first pitch into the left field seats with two aboard to give the "BRM" their only series win, 6-5.

The Reds scored first in the 2nd on Dave Concepcion's triple, but Brooks countered with a lead off homer, the first of four hits for him that day, in the bottom of the same frame.

Lee May singled home another run in the 3rd, but again the O's counter attacked, this time with three runs, giving the Birds a 4-2 lead.

Rose's 5th inning homer reduced the margin to one, but the Cincinnati hustler's fumble of Hendricks' 6th inning single allowed Brooks to cross with Baltimore run number five.

Palmer, who had retired eight of the next nine hitters following Rose's homer, suddenly weakened in the 8th . . . He opened with a walk to Perez, then gave up a single to Bench, and at that point Watt entered and yielded the first pitch blast by May.

## 1970 WORLD SERIES (Cont.)

### Game No. 5 . . . Thu., Oct. 15 at Baltimore

CINCINNATI	3	0	0	0	0	0	0	0	3	6	0	
BALTIMORE	2	2	2	0	1	0	0	2	x	9	15	0

CUELLAR (W); MERRITT (L), Granger (2), Wilcox (3), Cloninger (5), Washburn (7), Carroll (8).

HRs: F. Robinson, Rettenmund

Time: 2:35

Attendance: 45,341

It was a wet and gloomy day in Baltimore, particularly after the Reds jumped Cuellar for three runs and four hits (including three doubles) in the top of the 1st. But the day belonged to the Orioles, weather or no.

In the bottom of the opening inning Blair singled, the first of his three hits that made him the series' top hitter at .474, then Frank followed with a home run . . . score 2-3 . . . In the 2nd the tide turned completely. With two out and two on, 20-game winner Jim Merritt exited in favor of Granger. Belanger greeted him with a base hit that scored the tying run and Blair came right behind with another single that drove in the ultimate clincher.

Cuellar, after McRae had doubled in two runs to give the Reds their early 3-0 lead, pitched near perfect baseball . . . He retired 24 of the last 27 hitters and was never again in serious trouble.

The top of the 9th provided a fitting climax to the Brooks Robinson story. Bench, the first man to bat, lined a shot just foul of third base but not too foul for Brooks to grab it with a hearty lunge. Then after Cuellar fanned May, pinch hitter Pat Corrales (the only player who had not seen action for Cincinnati in the series) sent a routine bouncer to third and Brooks threw easily to Powell for all the marbles.

## 1971 WORLD SERIES REVIEW

### Game No. 1 . . . Sat., Oct. 9 at Baltimore

PITTSBURGH	0	3	0	0	0	0	0	0	3	3	0	
BALTIMORE	0	1	3	0	1	0	0	0	x	5	10	3

ELLIS (L), Moose (3), Miller (7); McNALLY (W).

HRs: F. Robinson, Rettenmund, Buford

Time: 2:06

Attendance: 53,229

The Orioles fell behind early when Dave McNally's wildness plus a couple of throwing errors and an RBI single by Dave Cash netted the National League three unearned runs in the 2nd.

However, a solo home run by Frank Robinson in the bottom of inning 2, followed by Merv Rettenmund's three run blast (both off starter and loser Dock Ellis) in the 3rd after singles by Belanger and Don Buford, put the O's ahead to stay. Buford added an insurance tally in the 5th with the Birds' third home run, this one off Bob Moose.

McNally continued to struggle into the 3rd but then retired 19 straight and 21 of the last 22 hitters he faced. For McNally who registered a season high total of nine strikeouts it was victory number 16 in his last 17 decisions.

### Game No. 2 . . . Mon., Oct. 11 at Baltimore

PITTSBURGH	0	0	0	0	0	0	0	3	0	3	8	1
BALTIMORE	0	1	0	3	6	1	0	0	0	11	14	1

R. JOHNSON (L), Kison (4), Moose (4), Veale (5), Miller (6), Giusti (8); PALMER (W), Hall (9) (Sv).

HR: Hebner

Time: 2:55

Attendance: 53,239

After being rained out in Memorial Stadium on Sunday, the series continued on Monday afternoon (14 regular season games plus the first game of the championship series against Oakland had earlier been victimized by weather).

While the O's scored all their runs on homers in game one, this day they hit nothing but singles, 14 of them, and aided by seven walks and an error scored 10 times in the middle three innings to take an 11-0 lead. Brooks Robinson with three hits and two walks tied a world series record for reaching base while driving in three runs and contributing a typical defensive gem—a diving stop of Manny Sanguillen's lead off grounder in the 8th, followed by a strike to Boog Powell to nip the fleet Pirate catcher at first.

Merv Rettenmund also tied a series mark with two hits in one inning, the six run 5th, and Jim Palmer picked up two RBI with a pair of bases loaded walks. Bob Johnson, the first of six Pirate hurlers, was the loser.

Palmer, who yielded seven hits and eight walks, and threw 168 pitches, came out after eight innings. Richie Hebner's three run homer in the 8th cost Palmer his shutout—Jim struck out 10. Dick Hall picked up a save with a scoreless 9th.

## 1971 WORLD SERIES (Cont.)

### Game No. 3 . . . Tue., Oct. 12 at Pittsburgh

BALTIMORE	0	0	0	0	0	0	1	0	0	1	3	3
PITTSBURGH	1	0	0	0	0	1	3	0	x	5	7	0

CUELLAR (L), Dukes (7), Watt (8); BLASS (W).

HRs: F. Robinson; Robertson

Time: 2:20

Attendance: 50,403

Steve Blass, who held the Orioles hitless until Brooks Robinson singled in the 5th, limited the Birds to one run and three hits while the Pirates picked up single runs in the 1st and 6th, then added three more off Cuellar on Bob Robertson's homer in the 7th with two runners and the bunt sign on.

The Orioles' only run scored on Frank Robinson's 7th inning homer that brought the Birds to within one run (2-1), but Robertson's smash in the next half inning put the game out of reach.

Frank with two hits and Brooks with one were the only Orioles to hit safely against Blass who walked only two and fanned eight.

### Game No. 4 . . . Wed., Oct. 13 at Pittsburgh (night)

BALTIMORE	3	0	0	0	0	0	0	0	0	3	4	1
PITTSBURGH	2	0	1	0	0	0	1	0	x	4	14	0

Dobson, Jackson (6), WATT (L) (7), Richert (8); Walker, KISON (W) (1), Giusti (Sv) (8).

HRs: None

Time: 2:48

Attendance: 51,378

The first world series night game ever played (after 397 day games) drew a record baseball crowd for Pittsburgh and the largest TV audience ever for a baseball event, an estimated 62,330,000.

The game, itself, was decided by a pair of 21-year old Pirates: Bruce Kison and Milt May. Kison, who relieved starter Luke Walker in the 1st with the Birds already ahead 3-0, proceeded to pitch six and one-third scoreless innings during which he allowed just one hit and no walks though he did set a series record by plunking three Baltimore batters with pitched balls.

The Pirates battled back to tie the game in the 3rd off Pat Dobson who had not worked in 15 days, and in the 7th, young May, batting for Kison with two on and two out, singled home Bob Robertson with the tie breaking (and winning) run. Premier reliever Dave Giusti then retired six straight Orioles over the last two innings to preserve the narrow margin.

Dobson left with one out in the 6th after yielding 10 hits and three walks, but Grant Jackson bailed the Birds out of a tough spot. Watt came on in the 7th and was the victim of singles by Robertson and Sanguillen that preceded May's winning safety.

The most controversial play of the series occurred in the 3rd inning when Clemente, batting with one out and Richie Hebner on first, lined a shot to right field that cleared the inside fence near the foul line. Umpire John Rice who was covering the right field line in this game ruled that it was a foul ball, but to many it appeared to have been fair. After the argument cooled, Clemente singled putting Hebner in position to score the tying run on Oliver's subsequent single. Later testimony by fans in the disputed home run area as well as by members of the Pirate bullpen confirmed the accuracy of Rice's call.

### Game No. 5 . . . Thu., Oct. 14 at Pittsburgh

BALTIMORE	0	0	0	0	0	0	0	0	0	2	1	
PITTSBURGH	0	2	1	0	1	0	0	0	x	4	9	0

McNALLY (L), Leonhard (5), Dukes (6); BRILES (W).

HR: Robertson

Time: 2:16

Attendance: 51,377

Nelson Briles, pitching for the first time in two weeks, set the O's down with two hits—a 2nd inning single by Brooks and a 7th inning safety by Boog Powell—as the Birds' scoreless string was extended to 17 innings (in fact, the Birds had only two hits in their last 16 frames).

Bob Robertson's 2nd inning lead off homer was enough, but the Pirates scored four times in all off Dave McNally who yielded seven hits in the four innings he worked.

### Game No. 6 . . . Sat., Oct. 16 at Baltimore

PITTSBURGH	0	1	1	0	0	0	0	0	0	2	9	1	
BALTIMORE	0	0	0	0	0	1	1	0	0	1	3	8	0

Moose, R. Johnson (6), Giusti (7), MILLER (L) (10); Palmer, Dobson (10), McNALLY (W) (10).

HRs: Clemente; Buford

Time: 2:59

Attendance: 44,174

Frank Robinson's aching legs produced the winning run in the 10th inning to prevent elimination and tie the series at three games apiece. With Bob Miller, the Pirates fourth pitcher, on the mound, Frank drew a walk with one out. Suffering from a painful Achilles tendon injury in his right foot, Frank nevertheless streaked all the way from first to third on Rettenmund's ground single up the middle. Vic Davalillo's throw to third baseman Hebner might have been in time, but Frank dove to the outside of the bag and evaded the tag. Enroute, he pulled a muscle in his left thigh.

Then Brooks hit a 1-2 pitch to medium center. After the catch by Davalillo, Frank came home and slid over safely as Davalillo's two bounce throw hopped high forcing Manny Sanguillen to go up in the air after it.

This dramatic finish concluded an uphill battle for the Birds in this "must" game. Robertson's 2nd inning single following an Al Oliver double and Roberto Clemente's homer in the 3rd gave the Pirates an early 2-0 lead off Jim Palmer.



# 1971 WORLD SERIES (Cont.)

Game No. 6 (Continued)

Buford hit a solo homer in the 6th to put the Birds on the board. Then the O's tied in the 7th when Dave Johnson singled off Giusti to score Belanger. Thru five innings of this game, the Birds had not scored in 22 straight innings.

Palmer, meanwhile, had settled down and pitched shutout ball from the 4th thru the 9th. He was pitching so effectively that manager Weaver declined to pinch hit for him in two threat situations in the 4th and 7th innings.

The Orioles threatened off Giusti in the 9th but didn't score. Dobson came on to pitch the 10th and with one out Cash singled and stole second while Richie Hebner fanned. The O's walked Clemente on purpose, then Dave McNally, who had started the fifth game, came out of the bullpen to make his first relief appearance since July 19, 1969, to face the left-hand hitting Willie Stargell. Dave walked the major league's home run champion, but got Al Oliver, also a southpaw, to fly out to center to end the inning and set the stage for Frank's base running heroics.

## Game No. 7 . . . Sun., Oct. 17 at Baltimore

PITTSBURGH	0	0	0	1	0	0	0	1	0	2	6	1
BALTIMORE	0	0	0	0	0	0	0	1	0	1	4	0

BLASS (W); CUELLAR (L), Dobson (9), McNally (9).

HR: Clemente

Time: 2:10

Attendance: 47,291

While Steve Blass went the route limiting the Orioles to four hits and a single run, Mike Cuellar pitched almost as well. Thru the eight innings Mike worked, he too yielded just four base hits, but a home run by Roberto Clemente in the 4th after Cuellar had retired all 11 previous Pittsburgh hitters broke the ice, and then in the 8th, a single by Willie Stargell, followed by Pagan's hit and run double that scored Stargell all the way from first, gave the Pirates a 2-0 lead.

In the first seven innings, the Birds nicked Blass for two harmless safeties. In the home half of the 8th, down by two, the Birds finally scored. Hendricks opened with a single thru shortstop then Belanger looped a single to center. With none out Tom Shopay batted for Cuellar and sacrificed the runners to second and third. When Buford bounced to Bob Robertson at first, Hendricks scored. But with the tying run on third, Blass retired Dave Johnson to end the inning.

Blass was up to the final challenge in the 9th and set down Boog Powell, Frank Robinson, and Merv Rettenmund in order to give Pittsburgh its fourth world championship in six world series. All four Pirate series wins have been in seven games.

## WORLD SERIES RECEIPTS AND SHARES

	1966 Dodgers—4 games	1969 Mets—5 games
Total Attendance	220,791	272,378
Net Receipts	\$2,047,142.56	\$2,857,782.78
Shares:		
Commissioner's Office	\$ 307,071.37	\$ 428,667.41
Orioles (Club)	\$ 174,007.10	\$ 321,728.61
National League Club	\$ 174,007.12	\$ 321,728.61
National League Office	\$ 174,007.11	\$ 321,728.61
American League Office	\$ 174,007.11	\$ 321,728.61
Players	\$1,044,042.65	\$1,142,200.93
Orioles	\$ 11,683.04	\$ 14,904.21*
N. L. Club	\$ 8,189.35	\$ 18,338.18*
Share Breakdown (O's-N.L.)		
Full	34-31	31-34
	1970 Reds—5 games	1971 Pirates—7 games
Total Attendance	253,183	351,091
Net Receipts	\$2,599,170.26	\$3,049,803.46
Shares:		
Commissioner's Office	\$ 390,890.37	\$ 513,167.84
Orioles (Club)	\$ 277,687.22	\$ 468,739.06
National League Club	\$ 277,687.22	\$ 468,739.62
National League Office	\$ 277,687.17	\$ 468,739.04
American League Office	\$ 277,687.17	\$ 468,739.04
Players	\$1,098,631.14	\$1,032,256.90
Orioles	\$ 18,215.78*	\$ 13,906.46*
N. L. Club	\$ 13,687.59*	\$ 18,164.58*
Share Breakdown (O's-N.L.)		
Full	31-32	31-31

\* Combined figures for World Series and League Championship Series.

Orioles' World Series Pool Shares (year by year): Since 1960 the Orioles have finished in the first division 12 times in 14 seasons thereby qualifying in all but two years (1962 and 1967) for a share of the world series (combined since 1969 with championship series) pool. Here are the individual shares that O's players have received in this period: 1960—\$1,564.68 (2nd place) . . . 1961—\$946.17 (3rd) . . . 1963—\$740.85 (4th) . . . 1964—\$971.85 (3rd) . . . 1965—\$1,183.07 (3rd) . . . 1966—\$11,683.04 (World Champions) . . . 1968—\$1,904.59 (2nd) . . . 1969—\$14,904.21 (A.L. Champions) . . . 1970—\$18,215.78 (World Champions) . . . 1971—\$13,906.46 (A.L. Champions) . . . 1972—\$330.88 (3rd) . . . 1973—\$7,469.77 (Eastern Champions) . . . The total amounts to \$73,821.50 . . . Brooks Robinson is the only member of the Orioles to have qualified for all 12 shares.

# MANAGER AND COACHES

## EARL WEAVER

Born: Aug. 14, '30; 5'8"; 165; Batted, R; Threw, R.

Born in St. Louis, Mo., now makes home in Baltimore . . . Has managed Orioles to three American League pennants, four Eastern Division titles, plus one world championship, in five full years on the job . . . O's have compiled 543-337 record (.617 percentage) since he was named manager July 11, 1968, succeeding Hank Bauer . . . His club's total of 318 wins during the 1969-70-71 seasons established an A.L. record for most victories in three consecutive seasons, surpassing the previous mark (313) set by the 1929-30-31 Philadelphia A's. Named "Manager of the Year" by A.P. in 1973 . . . Has best won-lost percentage (.617) among all managers with five or more years service in major league history (see page 37).

His clubs have compiled 11-3 record in four American League championship series and were 10-0 until A's won second game of '73 ALCS . . . Managed A.L. all star team in 1970, 1971 and 1972.

Served as first base coach for Orioles in first half of 1968 season, after spending 11 years honing skills as manager in Orioles farm system . . . Compiled an excellent record as his clubs won three pennants and finished second five times . . . Flag winners were at Appleton (1960) in the Three-I League, Elmira (1964) in the Eastern League and Rochester (1966) in the International League.

Since his first full season as a manager in 1957, Earl has finished in the first division 20 times in 22 tries (including five winter league teams) . . . From 1960 to the present, he has skippered 20 teams and finished either first or second with 18 of them.

Started pro career in 1948 as an infielder in the Cardinals' chain . . . Signed to first contract by Walter Shannon, former scouting director for the Orioles . . . Never played in the majors but went to spring training with the Cardinals in 1952 . . . Primarily a second baseman . . . Played on pennant winning teams in each of his first four years . . . Led leagues in fielding in all but two seasons during playing career . . . Had lifetime pro batting average of .267.

Most valuable player in three different leagues: West Frankfort, Illinois State League (1948), St. Joseph, Western Association (1949) and Omaha, Western League (1951) . . . Named to all star teams five times during playing career . . . Got start as manager with Knoxville (Sally League) in 1956 when he ran club for last several weeks of season . . . Managed Santurce in Puerto Rican League during winters of 1966-67 and 1967-68 . . . Won post season playoffs the first year and pennant the second year.

Graduate of Beaumont High School in St. Louis . . . Golfing and gardening enthusiast . . . He and his wife, Marianna, live in the Perry Hall section of Baltimore County.

## Managerial Record

Year	Club	League	W	L	Pct.	Pos.
1956	Knoxville	South Atlantic	10	24	.294	8th
1957	Fitzgerald	Georgia-Florida	65	74	.468	4th
1958	Dublin	Georgia-Florida	72	56	.563	3rd
1959	Aberdeen	Northern	69	55	.556	2nd
1960	Fox Cities	Three-I	82	56	.594	1st
1961	Fox Cities	Three-I	67	62	.519	4th
1962	Elmira	Eastern	72	68	.514	2nd
1963	Elmira	Eastern	76	64	.543	2nd
1964	Elmira	Eastern	82	58	.586	1st
1965	Elmira	Eastern	83	55	.601	2nd
1966	Rochester	International	83	64	.565	1st
1967	Rochester	International	80	61	.567	2nd
1968	Baltimore	American	48	34	.585	2nd
1969	Baltimore	American	109	53	.673	1st
1970	Baltimore	American	108	54	.667	1st
1971	Baltimore	American	101	57	.639	1st
1972	Baltimore	American	80	74	.519	3rd
1973	Baltimore	American	95	67	.586	1st

## Career Record

Year	Club	Pct.	G	AB	R	H	2B	3B	HR	RBI
1948	West Frankfort	.268	120	447	96	120	20	4	2	49
1949	St. Joseph	.282	138	500	80	141	22	4	2	101
1950	Winston-Salem	.276	127	439	57	121	20	0	3	60
1951	Houston	.233	13	43	9	10	4	0	0	2
1951	Omaha	.279	142	506	81	141	35	2	0	52
1952	Houston	.219	57	201	24	44	7	1	2	21
1952	Omaha	.278	97	353	63	98	15	0	0	34
1953	Omaha	.243	141	478	57	116	16	0	3	47
1954	Denver	.283	143	541	124	153	30	2	6	59
1955	New Orleans	.278	119	392	77	109	19	2	6	69
1956	Mont.-Knox.	.237	113	417	47	99	10	3	4	22
1956	New Orleans	.228	26	101	11	23	4	0	0	8
1957	Fitzgerald	.288	112	354	70	102	15	3	6	38
1958	Dublin	.294	37	85	27	25	6	0	4	21
1959	Aberdeen	.200	13	35	8	7	2	0	0	3
1960	Fox Cities	.233	28	30	3	7	1	0	0	4
1961	Fox Cities	(Did not play)								
1962-63-64	Elmira	(Did not play)								
1965	Elmira	.000	1	0	0	0	0	0	0	0
Professional Totals		.267	1427	4922	834	1316	226	21	38	590

## GEORGE BAMBERGER

Born: Aug. 1, '25; 6'0"; 190; Batted, R; Threw, R.

Born in Staten Island, N. Y., now makes home in Timonium, Md. . . . Recognized as one of very best pitching coaches in the business . . . O's have produced 12 20-game winning seasons in six years he has been pitching coach . . . Served as minor league pitching instructor for four years with O's before being named pitching coach in October 1967 . . . Playing career covered 18 seasons, including 15 years at the triple-A level . . . Retired as player after 1963 season.

Originally signed by New York Giants . . . Appeared briefly with Giants in 1951 and 1952 and the Orioles in 1959 . . . Made 10 major league appearances but was not involved in any decisions . . . Won 213 games in minors . . . Hurling no-hitter for Ottawa against Toronto in International League in 1951, winning 1-0 . . . Holds Pacific Coast League record for most innings pitched without walking a batter (68.2), which he set with Vancouver in 1958 . . . Spent seven years with Vancouver, from 1956 through 1962 . . . Inducted into Vancouver's Sports Hall of Fame in 1966.

Interests away from baseball include golf and oil painting . . . He and his wife, Wilma, are the parents of three daughters: Judy, Nancy and Lori.

Year	Club	W	L	G	IP	H	R	ER	BB	SO	ERA
1946	Erie	13	3	26	160	121	52	24	87	108	1.35
1947	Manchester	12	11	33	165	135	87	64	99	134	3.49
1948	Jersey City	2	2	25	65	83	52	46	4	28	6.37
1949	Jersey City	14	11	32	194	193	119	97	87	98	4.50
1950	Oakland	17	13	39	236	226	120	111	112	133	4.23
1951	New York (NL)	0	0	2	2	4	4	4	2	1	18.00
1951	Ottawa	11	11	26	174	158	75	65	57	68	3.36
1952	New York (NL)	0	0	5	4	6	4	6	0	9	9.00
1952	Oakland	14	6	27	150	129	59	48	36	67	2.88
1953	Oakland	15	16	47	245	289	146	136	100	111	5.00
1954	Oakland	11	8	40	179	170	75	70	81	61	3.53
1955	Oakland	12	14	35	180	182	87	83	61	70	4.15
1956	Vancouver	9	14	30	186	215	101	84	45	69	4.07
1957	Vancouver	14	12	34	200	244	98	89	46	73	4.01
1958	Vancouver	15	11	31	184	183	58	50	26	71	2.45
1959	Baltimore	0	0	3	8	15	7	7	2	2	7.88
1959	Vancouver	11	7	25	160	167	60	53	27	75	2.98
1960	Vancouver	12	12	35	206	238	111	87	34	89	3.80
1961	Vancouver	12	6	31	196	195	97	82	42	105	3.77
1962	Vancouver	12	12	34	228	227	98	80	37	135	3.16
1963	Dallas-Ft. Worth	7	15	35	169	205	101	85	29	86	4.53
Professional Totals		213	184	595	3291	3385	1611	1369	1020	1584	3.74

## JIM FREY

Born: May 26, '31; 5'9"; 170; Batted, L; Threw, L.

Born in Cleveland, O., now lives in Timonium, Md. . . . Serves as bullpen coach for the Orioles . . . Missed almost one month of 1973 season with eye and nose injuries sustained when hit by a line drive in batting practice on June 12 . . . Managed Magallanes in Venezuelan League this past winter . . . Spent 14 years in pro ball but never played in the major leagues . . . Won two batting titles and a mvp award during his playing career, which lasted from 1950 through 1963 . . . Named "Most Valuable Player" in Texas League in 1957 when he led circuit in seven offensive categories, including hitting with a .336 average . . . International League batting champion in 1960 with .317 mark at Rochester . . . Hit .302 lifetime over 14 pro seasons.

Managed O's rookie team at Bluefield in Appalachian League in 1964 and 1965, after retiring as player . . . Joined Orioles scouting staff in 1966 and was in charge of scouting activities covering Ohio, Indiana, Michigan and Kentucky . . . Has worked as a hitting instructor and training program coordinator for the Orioles' Clearwater club in the Florida Instructional League.

Graduate of Western Hills High School in Cincinnati . . . Attended Ohio State . . . He and his wife, Joan, are the parents of four children: Jimmy, Cindy, Mary and Jenny.

Year	Club	Pct.	G	AB	R	H	2B	3B	HR	RBI
1950	Paducah	.325	106	412	73	134	21	11	1	58
1951	Evansville	.324	119	447	69	145	24	9	1	58
1952	Hartford	.263	20	80	12	21	8	0	0	7
1952	Evansville	.336	90	307	66	103	25	3	2	54
1953	Jacksonville	.317	117	429	64	136	25	4	2	37
1954	Jacksonville	.316	139	529	89	167	40	4	11	65
1955	Toledo	.282	142	486	88	137	36	0	4	54
1956	Atlanta	.253	25	87	14	22	4	0	1	11
1956	Austin-Ft. Worth	.280	126	447	63	125	20	2	6	39
1957	Tulsa	.336	155	589	102	198	50	11	8	74
1958	Omaha	.283	117	420	63	119	19	7	4	45
1959	Rochester	.296	114	338	56	100	17	2	11	42
1960	Rochester	.317	125	441	78	140	21	4	16	66
1961	Buffalo	.263	115	354	49	93	17	1	10	47
1962	Buffalo	.270	134	448	67	121	18	1	16	59
1963	Columbus-Atlanta	.259	62	108	11	28	3	0	2	12
Professional Totals		.302	1206	5922	964	1789	348	59	95	728

58

## BILLY HUNTER

Born: June 4, '28; 5'11"; 190; Batted, R; Threw, R.

Born in Punxsutawney, Pa., and now makes home in Lutherville, Md., in Baltimore County . . . Has been third base coach for the Orioles since 1964 . . . Played shortstop for the Orioles in 1954, their first season in the American League . . . Spent six years as an infielder in the A.L. . . . Played with the Browns, Yankees, A's and Indians, in addition to the Orioles . . . Compiled .219 career batting average in 630 major league games . . . Retired as player after 1959 season . . . Was with Yankees during two of their pennant winning seasons ('55 & '56) and has been with Orioles for all four of their championship years . . . In his 10 years with O's as third base coach Birds are 948-657, .591 and have finished in first division nine times.

Appeared in 1953 Major League All Star Game . . . Signed originally by Dodgers . . . "Most Valuable Player" in Texas League in 1952 . . . Managed Bluefield to consecutive Appalachian (rookie) League pennants in 1962 and 1963.

Attended Indiana (Pa.) State College . . . Has lived in Baltimore since his playing days with the Orioles . . . Very personable and popular . . . Avid outdoorsman . . . Has served as a member of the board of the Towson (Md.) YMCA . . . He and his wife, Beverly, are the parents of two sons: Greg and Kevin.

Year	Club	Pct.	G	AB	R	H	2B	3B	HR	RBI
1948	Three Rivers	.244	138	541	71	132	17	3	4	64
1949	Nashua	.235	95	362	39	85	15	3	1	44
1949	Newport News	.216	12	51	3	11	1	0	0	1
1950	Pueblo	.252	137	497	80	125	23	5	5	50
1951	Fort Worth	.252	141	480	43	121	17	6	1	49
1952	Fort Worth	.285	161	610	81	174	25	5	3	75
1953	St. Louis (AL)	.219	154	567	50	124	18	1	1	37
1954	Baltimore	.243	125	411	28	100	9	5	2	27
1955	New York (AL)	.227	98	255	14	58	7	1	3	20
1955	Denver	.333	13	48	8	16	3	1	0	1
1956	New York (AL)	.280	39	75	8	21	3	4	0	11
1957	Kansas City	.191	116	319	39	61	10	4	8	29
1958	K.C.-Cleveland	.185	98	248	27	46	11	3	2	20
1959	San Diego	.249	136	465	51	116	23	3	8	47

Major League Totals	.219	630	1875	166	410	58	18	16	144
---------------------	------	-----	------	-----	-----	----	----	----	-----

## GEORGE STALLER

Born: Apr. 1, '16; 5'11"; 180; Batted, L; Threw, L.

Born in Rutherford Heights, Pa., lives in Harrisburg, Pa. . . . Named to Orioles coaching staff when Earl Weaver took over as manager in July 1968 . . . Serves as first base coach . . . Has been a member of Orioles organization since 1954, serving as minor league manager and scout . . . Spent one season, 1962, as Orioles coach under Billy Hitchcock.

Began pro ball career in 1937 as player in Dodgers organization . . . Played outfield for International League Orioles in 1942-43 and 1946-47 seasons and was with Philadelphia A's briefly in 1943 . . . Served in U.S. Marine Corps in World War II . . . Had lifetime pro average of .309.

Managed Orioles farm clubs at Vancouver, Amarillo, Ardmore, Knoxville, York and Aberdeen from 1954 through 1961 . . . Scouted Eastern Pennsylvania and New Jersey for O's from 1963 until appointed to coaching staff . . . He and his wife, Joy, are the parents of a son and daughter: George and Nelda.

Year	Club	Pct.	G	AB	R	H	2B	3B	HR	RBI
1937	Beatrice	.354	36	147	26	52	7	1	3	30
1938	Elmira	.250	3	12	0	3	1	0	0	1
1938	Dayton	.366	124	492	84	180	26	8	3	92
1939	Elmira	.336	137	557	93	187	49	10	2	68
1940	Montreal	.307	151	609	94	187	40	12	14	85
1941	Montreal	.263	53	118	12	31	9	0	5	16
1941	Nashville	.287	42	157	18	45	10	1	3	24
1942	Baltimore	.283	129	442	56	125	12	2	20	72
1943	Baltimore	.304	153	572	73	174	21	3	16	98
1943	Philadelphia (AL)	.271	21	85	14	23	1	3	3	12
1944-45 Baltimore		(In Military Service)								
1946	Baltimore	.254	72	201	29	51	3	4	2	26
1947	Baltimore	.251	113	371	58	93	21	1	10	50
1948	Portsmouth	.333	140	489	122	163	38	5	13	98
1949	Martinsville	.301	117	408	73	123	26	3	18	83
1950	Sunbury	.283	99	272	40	77	18	4	5	51
1951	Savannah	.338	67	145	22	49	10	3	4	26
1952	Savannah	.336	65	116	14	39	4	2	6	26
1953	Williamsport	(Did not play)								
1954	York	.250	1	4	0	1	1	0	0	0
1955	York	1.000	1	1	0	1	0	0	0	0
1956	Aberdeen	.000	1	0	0	0	0	0	0	0
1957 Knoxville		(Did not play)								
1958	Knoxville	1.000	1	1	0	1	0	0	0	0

Professional Totals	.309	1526	5199	828	1605	297	62	127	858
---------------------	------	------	------	-----	------	-----	----	-----	-----

59

# CAREER RECORDS

## DOYLE ALEXANDER

Born: Sept. 4, '50; 6'3"; 190; Bats, R; Throws, R.

Year	Club	W	L	SVS	G	GS	CG	SHO	IP	H	R	ER	BB	SO	ERA
1968	Tri-City	3	9	..	13	12	4	0	70	66	47	32	47	58	4.11
1969	Daytona Beach	13	9	0	30	25	12	2	185	154	75	56	100	140	2.72
1969	Albuquerque	0	3	0	3	3	1	0	15	19	10	10	12	3	6.00
1970	Albuquerque	4	3	0	10	10	3	2	80	72	29	28	20	60	3.15
1970	Spokane	9	7	0	19	19	9	1	137	137	66	55	26	78	3.61
1971	Los Angeles	6	6	0	17	12	4	0	92	105	45	39	18	30	3.82
1971	Spokane*	6	3	0	15	15	8	2	110	114	49	42	31	65	3.44
1972	Baltimore	6	8	2	35	9	2	2	106	78	36	29	30	49	2.46
1973	Baltimore	12	8	0	29	26	10	0	175	169	85	75	52	63	3.86

Major League Totals 24 22 2 81 47 16 2 373 352 166 143 100 142 3.45

\*Acquired from Los Angeles Dodgers with pitcher Bob O'Brien in deal for Frank Robinson and Pete Richert. Dodgers simultaneously assigned catcher Sergio Robles and outfielder Royle Stillman to Rochester on 12/2/71.

Born in Cordova, Ala., lives in Birmingham, Ala. . . . Served as No. 4 starter for Orioles in 1973 and gained honor of winning eastern division clincher against Milwaukee, 7-1, September 22 . . . Opened year with four straight victories and five wins in six decisions through June 6, before going into tailspin . . . Dropped five of next six and spent nearly a month on disabled list because of tendinitis of right elbow . . . Disabled July 10 and re-activated August 6 . . . Won six of his last eight decisions after August 20 with four complete games.

Did some of his most effective pitching against Boston . . . Blanked Red Sox on four hits for 10 innings May 14 but was not involved in the decision . . . Registered 3-1 complete game win May 19 against them . . . Pitched route-going six-hitter June 24 at Fenway but lost, 1-0, on Orlando Cepeda home run . . . Defeated Milwaukee three times without losing, including once in relief. Pitches: sinking fastball, slider, curve and change-up . . . Signed originally with Dodgers in 1968 . . . Baseball and basketball standout at Woodlawn High School in Birmingham . . . Attended Jefferson State Junior College in Alabama . . . He and his wife, Pat, are the parents of a daughter, Lisa (2/8/69).

## ROB ANDREWS

Born: Dec. 11, '52; 5'11"; 180; Bats, R; Throws, R.

Year	Club	Pct.	G	AB	R	H	2B	3B	HR	RBI	SB	CS	HP	BB	SO
1971	Stockton*	.254	110	331	39	84	8	1	28	5	6	0	41	59	
1972	Lodi	.297	128	489	79	145	18	5	2	59	27	13	4	72	63
1973	Asheville	.309	138	541	98	167	25	11	4	80	5	7	0	52	67

\*Signed by Baltimore affiliate as free agent on 11/12/70 . . . selected in 1970 summer draft regular phase (Baltimore's 10th selection).

Born in Santa Monica, Cal., lives in Torrance, Cal. . . . First time in major league camp . . . Led Southern League in '73 in hitting (.309), hits (167) and runs (98) while driving in 80 tallies . . . Named to Southern League all star team . . . Sure-handed second baseman . . . He and Bob Baylor formed excellent doubleplay combination last two seasons at Lodi and Asheville . . . Spray-type hitter . . . Brother of ex-A.L. infielder Mike Andrews . . . Attended El Camino (Cal.) Junior College . . . Single.

## BOB BAYLOR

Born: Mar. 10, '51; 5'9"; 160; Bats, R; Throws, R.

Year	Club	Pct.	G	AB	R	H	2B	3B	HR	RBI	SB	CS	HP	BB	SO
1970	Bluefield*	.273	46	121	18	33	3	0	0	8	11	1	0	6	14
1971	Aberdeen	.340	68	268	71	91	11	2	2	50	25	5	2	39	20
1972	Lodi	.290	129	528	95	153	16	3	2	34	63	17	1	54	50
1973	Asheville	.293	115	468	77	137	23	3	0	29	39	9	5	45	35
1973	Rochester	.277	17	47	5	13	1	0	1	4	3	1	1	4	5

\*Signed by Baltimore affiliate as an undrafted free agent on 8/13/69.

Born in Connellsville, Pa., still lives there . . . Ranked among Southern League's top hitters in 1973 and named to circuit's all star team . . . Selected as Topps player of the month for August . . . Stole 39 bases to finish second in loop after leading California League the year before with 63 at Lodi . . . Elevated to Rochester in early July when Red Wings needed shortstop . . . Performed well in three weeks there before returning to Asheville . . . Played last winter for Jim Frey's Magallanes club in Venezuela and hit .318 . . . Did not play high school baseball . . . Attracted interest through American Legion play . . . All-state scholastic basketball player . . . Attended California (Pa.) State College . . . Signed by Jocko Collins . . . Single.

## FRANK BAKER

Born: Oct. 29, '46; 6'2"; 178; Bats, L; Throws, R.

Year	Club	Pct.	G	AB	R	H	2B	3B	HR	RBI	SB	CS	HP	BB	SO
1967	Ft. Lauderdale	.261	58	203	26	53	4	3	0	20	20	2	1	26	20
1968	Kinston	.248	128	487	75	121	4	9	6	28	10	5	2	61	87
1969	Syracuse	.244	132	394	59	96	18	4	2	40	5	4	4	40	62
1970	Syracuse	.259	104	332	47	86	11	3	3	40	3	5	4	49	54
1970	New York	.231	35	117	6	27	4	1	0	11	1	2	2	14	26
1971	Syracuse	.231	17	52	5	12	2	1	0	9	0	0	0	8	10
1971	New York	.139	43	79	9	11	1	0	0	2	1	3	1	16	22
1972	Syracuse	.254	137	441	56	112	15	4	0	33	2	2	0	59	44
1973	Baltimore	.190	44	63	10	12	1	2	1	11	0	0	0	7	7

Major League Totals .193 122 259 25 50 7 3 1 24 2 5 3 37 55

\*Acquired from New York Yankees on 3/27/73 in exchange for contract of infielder Tom Matchick who was assigned to Syracuse.

Born in Meridian, Miss., and still lives there . . . Spent all of 1973 season with Orioles as utility infielder . . . Smashed grand-slam home run off Cleveland's Dick Bosman in nightcap of September 28 doubleheader . . . It was his first major league homer . . . Drove in six runs in that game to match Paul Blair for most rbi in a game during the season . . . Hit two triples against Milwaukee, September 12 . . . Most of playing time was at shortstop (32 games), but also appeared in seven games at second, and in one each at both first and third base.

Assigned to Rochester at time of acquisition shortly before 1973 season opened . . . Worked out with O's for balance of training season and was added to roster day before season started . . . Originally signed by Yankees after they had selected him in special phase of 1967 summer draft . . . Twice chosen as International League all-star shortstop while with Syracuse . . . Spent part of '70 and '71 seasons with Yankees . . . Spends off-season working for father's oil company . . . His brother, John, was linebacker for Houston and San Diego (1963-67) in American Football League . . . Holds B.S. degree from Southern Mississippi U. . . He and his wife, Kathy, are the parents of twins: a boy (Jay) and a girl (Wendy), aged four.

## DON BAYLOR

Born: June 28, '49; 6'1"; 190; Bats, R; Throws, R.

Year	Club	Pct.	G	AB	R	H	2B	3B	HR	RBI	SB	CS	HP	BB	SO
1967	Bluefield*	.346	67	246	50	85	10	8	8	47	26	6	3	35	52
1968	Stockton	.369	68	244	52	90	6	3	7	40	14	6	7	35	65
1968	Elmira	.333	6	24	4	8	1	1	1	3	1	1	1	3	4
1968	Rochester	.217	15	46	4	10	2	0	0	4	1	0	2	3	17
1969	Miami	.375	17	56	13	21	5	4	3	24	3	0	2	7	8
1969	Dallas-Ft. W.	.300	109	406	71	122	17	10	11	57	19	9	13	48	77
1970	Rochester	.327	140	508	127	166	34	15	22	107	26	5	19	76	99
1970	Baltimore	.235	8	17	4	4	0	0	0	4	1	1	0	2	3
1971	Rochester	.313	136	492	104	154	31	10	20	95	25	4	16	79	73
1971	Baltimore	.000	1	2	0	0	0	0	0	1	0	0	1	2	1
1972	Baltimore	.253	102	320	33	81	13	3	11	38	24	2	9	29	50
1973	Baltimore	.286	118	405	64	116	20	4	11	51	32	9	13	35	48

Major League Totals .270 229 744 101 201 33 7 22 94 57 11 23 68 102

\*Signed with Baltimore affiliate as free agent on 6/12/67 . . . selected in 1967 summer draft regular phase (Baltimore's 2nd selection).

Born in Austin, Tex., now makes home in Baltimore.

1973 Season: Great second half performance . . . Hit .366 with 68-for-186 from July 17 to end of season . . . Batting average was only .219 in mid-July . . . Hit rousing .456 in August with 31-for-68 and had eight doubles, one triple and three home runs while scoring 15 runs and driving in 12 . . . Went 12-for-14 in three games August 11-14 . . . In five game stretch from August 7 (second game) to August 14 he had 15-for-19 . . . This streak included six doubles, a triple, two homers, eight rbi and nine runs scored . . . Tied club record with eight straight hits August 13-14 vs. Texas and tied another record with five hits in August 14 game . . . On base 10 straight times during these two games.

Started season with explosive bat opening day vs. Milwaukee . . . Had 4-for-4, including two doubles, triple and home run (11 total bases) with three rbi . . . Average tailed off from that point until reaching rock-bottom in mid-July . . . Led American League and tied club record by reaching base 13 times on hit by pitch . . . His 32 stolen bases led club for second straight year . . . Twice tied club record with three steals in a game: September 20 vs. Detroit and September 28 (second game) vs. Cleveland . . . Pilfered 18 bases after all-star break . . . Consistency reflected in .287 average vs. lefthanders and .286 vs. righthanders . . . Hit much better in opposing parks (.344) than at Memorial Stadium (.235) . . . Blistered Texas pitching for .455 average (15-for-33) with seven doubles and two homers.

Career: Named to Topps rookie major league all star team in 1972 . . . Hit over .300 in all six minor league seasons . . . Named "Minor League Player of the Year" in 1970 by *The Sporting News* when he led International League in runs, doubles, triples and total bases . . . Helped Rochester to 1971 International League and Junior World Series titles and was named to Topps triple-A and I.L. all star teams . . . Led Appalachian League in hitting in 1967 while with Bluefield, first year in pro ball . . . Named to Texas League all star team in 1969 . . . Saw brief service with O's at end of 1970 and 1971 seasons.



## DON BAYLOR

**Miscellaneous/Personal:** Three-sport star at Stephen F. Austin High School in hometown before starting in pro ball . . . Signed to O's contract by Dee Phillips . . . Selected in same free agent draft with Bob Grich . . . Spent last winter representing Orioles on banquet circuit, working as a salesman for Brooks Robinson's sporting goods store, and playing on Birds' basketball team . . . He and his wife, the former Aronetta Jo Cash, were married June 3, 1970 and are the parents of a son: Don Jr. (11/20/72).

## MARK BELANGER

**Born:** June 8, '44; 6'2"; 170; Bats, R; Throws, R.

Year	Club	Pct.	G	AB	R	H	2B	3B	HR	RBI	SB	CS	HP	BB	SO
1962	Bluefield*	.298	47	151	44	45	7	1	3	23	15	..	2	55	32
1963															
1964	Aberdeen	.226	117	465	79	105	21	6	4	28	16	7	4	91	86
1965	Elmira	.229	125	481	84	110	16	5	2	33	29	3	5	86	93
1966	Baltimore	.333	11	3	1	1	0	0	0	0	0	1	0	0	0
1966	Rochester	.262	139	504	80	132	12	6	6	38	19	5	4	62	76
1966	Baltimore	.158	8	19	2	3	1	0	0	0	0	0	0	0	3
1967	Baltimore	.174	69	184	19	32	5	0	1	10	6	1	0	12	46
1968	Baltimore	.208	145	472	40	98	13	0	2	21	10	1	4	40	114
1969	Baltimore	.287	150	530	76	152	17	4	2	50	14	6	2	53	54
1970	Baltimore	.218	145	459	53	100	6	5	1	36	13	2	5	52	65
1971	Baltimore	.266	150	500	67	133	19	4	0	35	10	8	7	73	48
1972	Baltimore	.186	113	285	36	53	9	1	2	16	6	3	2	18	53
1973	Baltimore	.226	154	470	60	106	15	1	0	27	13	6	5	49	54

**Major League Totals** .232 945 2922 354 678 85 15 8 195 72 28 25 297 437

\*Signed by Baltimore affiliate as free agent on 6/19/62.

Born in Pittsfield, Mass., still lives there . . . Set club record in 1973 with 15 sacrifice hits . . . Stole 13 bases in 19 tries and beat out eight bunts for base hits . . . Batted .316 against Kansas City and .304 against Boston . . . Finished season with same average he had at all star break (.226) . . . Hit no home runs for second time in three seasons . . . Earned third "Gold Glove" award as American League's best defensive shortstop . . . Fielded .971 and committed 23 errors while leading shortstops with 794 total chances . . . Won same award in 1969 and 1971 . . . Paired very well with Bob Grich to give O's excellent doubleplay combination . . . Broke up Nolan Ryan's bid for second straight no-hitter with 8th inning single to center in July 19 game at Anaheim Stadium.

Career dotted by alternately good and poor years at plate . . . Best year was 1969 when he hit .287 with 50 runs batted in . . . Has played in every game of four ALCS in which O's have been involved . . . Hit home run against Twins in first ALCS game ever played, in 1969 . . . Has also played in all 17 world series games involving the Orioles since he joined the club (1969-'70-'71).

Signed by Frank McGowan, former New England scouting supervisor for O's . . . Selected to all star teams in Northern League (1964), Eastern League (1965) and International League (1966) . . . Has served as honorary chairman of Kidney Foundation fund raising program . . . Involved in sporting goods business in home town during off-season . . . He and his wife, Dee, were married November 26, 1967 and are the parents of two sons: Richard (9/8/68) and Robert (9/14/69).

## PAUL BLAIR

**Born:** Feb. 1, '44; 6'0"; 171; Bats, R; Throws, R.

Year	Club	Pct.	G	AB	R	H	2B	3B	HR	RBI	SB	CS	HP	BB	SO
1962	Santa Barbara*	.228	122	417	69	95	11	3	17	63	9	5	3	54	147
1963	Stockton	.324	139	540	126	175	30	10	16	77	60	9	2	69	81
1964	Rochester	.130	23	69	6	9	1	1	2	5	3	1	0	4	13
1964	Elmira	.311	108	415	81	129	18	11	5	52	34	11	3	37	60
1964	Baltimore	.000	8	1	0	0	0	0	0	0	0	1	0	0	1
1965	Baltimore	.234	119	364	49	85	19	2	5	25	8	5	4	32	52
1965	Rochester	.329	37	143	17	47	6	5	4	21	6	2	2	12	20
1966	Baltimore	.277	133	303	35	84	20	2	6	33	5	6	0	15	36
1967	Baltimore	.293	151	552	72	162	27	12	11	64	8	6	5	50	68
1968	Baltimore	.211	141	421	48	89	22	1	7	38	4	2	2	37	62
1969	Baltimore	.285	150	625	102	178	32	5	26	76	20	6	2	40	72
1970	Baltimore	.267	133	480	79	128	24	2	18	65	24	11	3	56	93
1971	Baltimore	.262	141	516	75	135	24	8	10	44	14	11	1	32	94
1972	Baltimore	.233	142	477	47	111	20	8	8	49	7	8	0	25	78
1973	Baltimore	.280	146	500	73	140	25	3	10	64	18	8	0	43	72

**Major League Totals** .262 4239 580 1112 213 43 458 64 17 330 626

\*Contract selected for \$12,000 in major league draft (first year player rule) from Syracuse roster (Mets) on 11/26/62.

Born in Cushing, Okla., but was raised in Los Angeles and now makes his home in Baltimore.

1973 Season: Showed marked improvement at the plate over his 1972 performance . . . He was fourth on club in rbi, third in runs, second in doubles and fifth in hitting . . . Hit .532 (25-for-47) over 12 game stretch

between June 9 and June 28 . . . That hot streak enabled him to hit .394 for month of June (37-for-94) . . . Attributes some of his plate improvement to June 15 session of therapeutic hypnotic treatment administered by Dr. Jacob Conn in Baltimore . . . However, it must be pointed out that Blair was already on a .348 tear (16-for-46) during the 15 games he played prior to his appointment with Dr. Conn. He was hitting only .218 on May 28. He then raised his average 107 points to a season high of .325 by June 28. He kept his average over .300 until August 4.

Batted .312 against eastern division clubs . . . Hit .396 vs. Boston with five homers and 13 rbi . . . Beat out 14 bunts for base hits . . . Had six rbi at Fenway Park in September 3 game when he hit two three-run home runs, one of them inside the park . . . Had hit an inside-the-park homer with the bases loaded just one week earlier (August 26) in Baltimore off Kansas City's Paul Splittorff. The other three-run blast in that September 3 game in Boston was hit off Ken Tatum, the pitcher who had hit him in the face with a pitch while with the Angels in a game at Anaheim in May 1970. Paul suffered serious eye and facial injuries, and was on the disabled list for three weeks after that beaming.

His defensive play did not need any therapeutic treatment . . . He was the only unanimous choice on *The Sporting News'* American League all star fielding team . . . It was his fifth straight "Gold Glove" award and sixth in last seven years. In the poll, taken among A.L. managers and coaches, he was named on 44 of 49 ballots . . . The five votes he did not get were those of the O's staff, who were not eligible to vote for him . . . Stole 18 bases, third highest total of his nine year major league career . . . Finished season with seven game hitting streak in which he hit .433 (13-for-30).

Career: Most productive year in big league career was 1969 when he set personal highs in home runs (26) and rbi (76) . . . Hit over .300 in three of his four seasons in the minors including .329 for Rochester in '65, but has never quite reached that figure in the majors . . . Hit .293 in '67, and came close again in '69 when a 3-for-38 slump in the last nine games brought his average down to a final .285 . . . Chosen to play in all star game in '69 and was selected to *The Sporting News* A.L. all star team.

Belted three home runs vs. Chicago on 4/29/70 to join Boog Powell and Curt Blefary as only O's ever to have accomplished that feat . . . Has hit two home runs in a game six times (3 at home) . . . Missed most of spring training in '68 because of severe ankle injury sustained in Puerto Rico the previous December . . . Experimented with batting left-handed in early part of '71 and singled first two times up hitting from the left side on opening day off Casey Cox, but diminishing returns soon set in and he abandoned the project several weeks later.

ALCS/WS: Had only one hit in the '66 world series, but it was a 430' home run that won the third game against the Dodgers, 1-0 . . . In game four that year he made a fine leaping catch of Jim Lefebvre's 8th inning drive that would have tied the score at 1-1 if Paul hadn't caught up to it . . . That was the game in which O's captured the world championship with another 1-0 victory . . . Was leading hitter in '70 series with .474 average (9-for-19) and tied record for most hits in a five game series.

His surprise 22 foot bunt in the 12th inning with two strikes, two outs and Mark Belanger on third won the first ALCS game ever played back in '69 vs. the Twins . . . He was 0-for-4 on the day and 3-for-42 at the time . . . In the third game of the same championship series which the Orioles swept, Paul went 5-for-6 with a home run, two doubles and five rbi.

Has made at least two other memorable catches in post-season competition, both in '70 . . . One was a back to the plate play on Brant Aleya's 430' drive to deepest center at Metropolitan Stadium in Minnesota in the first game of the championship series, and the other was the same kind of play in the second game of the world series on a long drive by Reds' pinchhitter Jimmy Stewart with two out in the 9th and the Birds ahead by just one run.

Miscellaneous: Outstanding all around athlete at Manual Arts High School in L.A. . . . Originally signed by the Mets . . . Had hit only .228 in his first pro season in California League and struck out 147 times, but O's were impressed with him and selected him in first year draft the following November . . . On the same day the Birds chose Blair they also selected Curt Motton and Dave May from other organizations . . . Leading scorer in Orioles winter basketball team for fifth straight year . . . Averaged better than 30 points per game.

## AL BUMBRY

**Born:** Apr. 21, '47; 5'8"; 175; Bats, L; Throws, R.

Year	Club	Pct.	G	AB	R	H	2B	3B	HR	RBI	SB	CS	HP	BB	SO
1969	Stockton*	.178	35	73	19	13	4	0	0	3	10	3	1	30	38
1970	Stockton														
1971	Aberdeen	.336	66	247	68	83	14	6	6	53	34	5	8	50	52
1972	Asheville	.347	26	121	26	42	4	4	4	10	10	2	1	10	19
1972	Rochester	.345	108	435	83	150	29	15	6	47	22	3	5	34	77
1972	Baltimore	.364	9	11	5	4	0	1	0	0	1	0	1	0	0
1973	Baltimore	.337	110	356	73	120	15	11	7	34	23	10	3	34	49

**Major League Totals** .338 119 367 78 124 15 12 7 34 24 11 3 34 49

\*Signed with Baltimore affiliate on 6/18/68 . . . selected in 1968 summer free agent draft (Baltimore's 11th selection).

## AL BUMBRY

Born in Fredericksburg, Va., lives in King George, Va.  
1973 Season: Named American League "Rookie of the Year" by *The Sporting News* and the Baseball Writers Association of America . . . Quickly established himself as one of the most exciting players to ever wear O's uniform . . . Led club in hitting (.337), triples (11) and slugging percentage (.500) . . . Did not have enough plate appearances to qualify among hitting leaders in the league . . . Tied for league lead in triples . . . Smashed three triples against Milwaukee September 22 to set club record and tie A.L. record that had gone unmatched for 34 years . . . Ben Chapman, of 1939 Cleveland Indians, was last A.L. player to hit three in a game, while Ernie Banks did it with the Chicago Cubs in June 1966.

Broke into line-up May 6 and was employed regularly against righthanders after that . . . Batted .342 (115-for-336) against righthanders . . . Hit first big league home run, off Oakland's Catfish Hunter, May 9 . . . Three of his seven circuit clouts were against Hunter . . . Average was .250 on first of June . . . Hit .352 (107-for-304) over rest of year . . . Finished with a rush, hitting .409 in September . . . Batted .366 for the year against eastern division clubs, including .433 vs. Boston and .408 against Cleveland . . . Tied club record with five hits against Milwaukee June 25 . . . Went 15-for-21 in five game stretch September 8-11 . . . Collected four hits against Cleveland September 8 and four against Boston September 11 . . . Hit .344 (11-for-32) as designated hitter . . . Speediest runner in O's organization . . . Stole 23 bases in 33 tries . . . Beat out eight bunts for base hits . . . Played last winter for La Guaira in Venezuelan League and led circuit in hitting (.367), triples (6) and stolen bases (20).

Career: Got late start in baseball career but has moved rapidly to the majors . . . Led International League in hitting (.345) and triples (15) in 1972 and was named Topps "Player of the Year" for the I.L. by vote of National Association Baseball Writers . . . Also won Rawlings Silver Glove award for defensive excellence in 1972 . . . Started 1972 season at Asheville in Southern League but was promoted to Rochester after first month because of injury to Rich Coggins . . . Third O's player to win "Rookie of the Year" laurels—Ron Hansen (1960) and Curt Blefary (1965) were others.

Miscellaneous/Personal: Graduated from Virginia State College in 1968 . . . Went there on basketball scholarship after averaging 32 points a game in high school . . . Did not play college baseball until senior year . . . Took up baseball at the urging of O's scout Dick Bowie, who signed him . . . Called to active duty as second lieutenant in U.S. Army two months after starting pro career in 1969 with Stockton . . . Served 11-month tour of duty in Viet Nam as platoon leader . . . Single.

## ENOS CABELL

Born: Oct. 8, '49; 6'4"; 180; Bats, R; Throws, R.

Year	Club	Pct.	G	AB	R	H	2B	3B	HR	RBI	SB	CS	HP	BB	SO
1969	Bluefield*	.374	69	270	62	101	14	2	10	43	17	4	4	20	34
1970	Stockton	.284	138	517	78	147	25	6	10	67	24	10	8	52	103
1971	Dallas-Ft. W.	.311	140	521	65	162	24	6	6	79	12	11	5	28	63
1972	Rochester	.269	141	540	82	145	26	9	8	66	14	7	5	29	79
1972	Baltimore	.000	3	5	0	0	0	0	0	1	0	0	0	0	0
1973	Rochester	.354	60	229	43	81	9	1	2	24	7	1	1	18	35
1973	Baltimore	.213	32	47	12	10	2	0	1	3	1	3	0	3	7

Major League Totals .192 35 52 12 10 2 0 1 4 1 3 0 3 7

\*Signed with Baltimore affiliate as undrafted free agent on 9/22/68.

Born in Ft. Riley, Kans., makes his home in Los Angeles . . . Bounced back and forth between Baltimore and Rochester in 1973 . . . Started season with O's but was sent to Red Wings April 14 . . . Recalled five weeks later and remained with club until August 6, when he was sent back . . . Rejoined O's at close of Rochester's season . . . Hit first major league home run off Oakland's Vida Blue in second game of July 6 doubleheader . . . Used primarily at first base and as pinch-runner by O's, but played in one game each at third base and in left field (7/5) . . . Among top hitters in International League with .354 average but lacked necessary plate appearances to qualify for batting title . . . Hit .282 while playing in all 61 of Aragua's games during past winter in Venezuelan League.

Has won two minor league batting championships and one in winter league play . . . Led Appalachian League with .374 mark at Bluefield in 1969 and the Texas League with .311 average at Dallas-Ft. Worth in 1971 . . . Also paced Venezuelan League with .372 average during 1972-73 season . . . Selected "Player of the Year" in Texas League in 1971 and was named to circuit's all star team as well as Topps double-a all star squad . . . Finished 1972 season with Orioles.

Signed by Orioles as free agent after he was bypassed in 1968 draft . . . He and his wife, Kathy, were married February 4, 1973.

## BIRD'S BIGGEST DEAL

In November-December 1954 the Orioles and Yankees engineered a 17 player deal, one of the biggest in baseball history. General Manager Paul Richards sent the following players to New York: pitchers Mike Blyzka, Don Larsen and Bob Turley; catcher Darrell Johnson, first baseman Dick Kryhoski, shortstop Billy Hunter, and outfielders Ted del Guercio and Jim Fridley . . . The Birds in turn acquired the contracts of: pitchers Harry Byrd, Jim McDonald and Bill Miller; catchers Hal Smith and Gus Triandos; second baseman Don Leppert, third baseman Kal Segrist, shortstop Willie Miranda and outfielder Gene Woodling.

## RICH COGGINS

Born: Dec. 7, '50; 5'8"; 165; Bats, L; Throws, L.

Year	Club	Pct.	G	AB	R	H	2B	3B	HR	RBI	SB	CS	HP	BB	SO
1968	Aberdeen*	.292	68	264	38	77	9	1	2	22	14	6	3	34	49
1969	Dallas-Ft. W.	.230	7	20	2	4	0	0	1	3	0	0	0	1	5
1969	Miami	.297	19	64	8	19	5	1	1	7	8	2	1	5	7
1969	Stockton	.246	72	264	35	65	5	4	1	17	22	7	4	22	69
1970	Dallas-Ft. W.	.275	86	316	41	87	14	9	7	37	3	4	2	28	45
1970	Rochester	.279	43	165	27	46	7	2	3	19	2	2	1	19	19
1971	Rochester	.282	136	536	107	151	22	10	20	53	17	16	4	50	61
1972	Rochester	.322	95	363	57	117	18	7	10	45	7	5	2	33	30
1972	Baltimore	.333	16	39	5	13	4	0	0	1	0	2	0	1	6
1973	Baltimore	.319	110	389	54	124	19	9	7	41	17	9	0	28	24

Major League Totals .320 126 428 59 137 23 9 7 42 17 11 0 29 30

\*Signed with Baltimore affiliate on 6/17/68 . . . selected in 1968 summer draft regular phase (Baltimore's 21st selection).

Born in Indianapolis, Ind., now lives in Pomona, Cal.

1973 Season: Zoomed to prominence as rising star on strength of great second half performance . . . Hit .352 after the all star break with 70-for-199 . . . Finished with second highest average on club . . . Hit .379 from mid-August to end of season and had 15 game hitting streak between September 2 and September 27, second longest of the year among O's . . . Had four hits against Minnesota, August 8, and four against Boston, September 3 . . . Had three hits in 10 other games during the year . . . Rich and Al Bumbry broke into line-up on regular basis against righthanded pitchers May 6 . . . He and Bumbry also hit their first major league homers back-to-back, May 9, against Oakland's Catfish Hunter . . . Showed good power for small man with 35 extra base hits, including nine triples, and had .468 slugging percentage . . . Put good speed to use with 17 steals in 26 attempts . . . Finished second to Bumbry in *The Sporting News* balloting for "Rookie of the Year" . . . Led O's hitters in 1973 ALCS with .444 average (4-for-9) . . . Normally played right field, but saw some service as centerfielder . . . Played at Arecibo in Puerto Rican League during past winter and batted over .300.

Career: Spent last five weeks of 1972 season with O's and made impressive showing . . . Made major league debut August 29, 1972 vs. Minnesota and doubled first two times at bat . . . Went 9-for-16 in first five games . . . Put together two good years with Rochester while prepping for majors . . . Belted 20 home runs for Red Wings in 1971 . . . Missed five weeks of 1972 season because of spike wound in left hand which required 10 stitches . . . Led Puerto Rican League in hitting (.352) during 1972-73 winter season . . . Named to league's all star team by *The Sporting News*.

Miscellaneous/Personal: All-state selection in football and baseball at Garey High School in Pomona . . . Spent one year in high school at Northwestern in Detroit and was teammate of Kansas City's John Mayberry . . . Attended Mt. San Antonio Junior College in California . . . Continues studies when time permits and hopes to get law degree . . . Scouted and signed by Willie Moore and Al Kubi . . . Single.

## MIKE CUELLAR

Born: May 8, '37; 5'11"; 175; Bats, L; Throws, L.

Year	Club	W	L	SVS	G	GS	CG	SHO	IP	H	R	ER	BB	SO	ERA
1957	Havana	8	7	..	44	16	6	2	155	122	53	42	54	74	2.44
1958	Havana	13	12	..	40	29	11	5	221	204	75	68	70	98	2.77
1959	Cincinnati	0	0	..	2	0	0	0	4	7	8	7	4	5	15.75
1959	Havana	10	11	..	29	29	11	2	212	184	82	66	57	111	2.80
1960	Jersey City	6	9	..	33	21	4	1	148	146	75	58	48	74	3.53
1961	Syracuse	4	10	..	28	11	3	0	102	116	64	53	32	65	4.68
1961	Indianapolis	0	1	..	5	..	..	..	16	18	7	7	4	8	3.94
1962	Monterrey	11	6	..	37	20	9	1	155	173	74	62	60	134	3.60
1963	Knoxville	1	1	..	8	3	1	0	39	33	15	11	20	39	2.54
1963	Jacksonville	6	7	..	24	16	5	2	126	116	56	53	47	85	3.79
1964	Jacksonville	6	1	..	10	10	4	1	76	57	17	15	16	64	1.78
1964	St. Louis	5	5	..	32	7	1	0	72	80	43	36	33	56	4.50
1965	Jacksonville	9	1	..	15	13	5	1	97	74	32	27	35	91	2.51
1965	Houston	1	4	..	25	4	0	0	56	55	24	22	21	46	3.54
1966	Houston	12	10	..	38	28	11	1	227	193	79	56	52	175	2.22
1967	Houston	16	11	..	36	32	16	3	246	233	99	83	63	203	3.04
1968	Houston*	8	11	..	28	24	11	2	171	152	60	52	45	133	2.74
1969	Baltimore	23	11	..	39	39	18	5	291	213	94	77	79	182	2.38
1970	Baltimore	24	8	..	40	40	21	4	298	273	126	115	69	190	3.47
1971	Baltimore	20	9	..	38	38	21	4	292	250	111	100	78	124	3.08
1972	Baltimore	18	12	..	35	35	17	4	248	197	78	71	71	132	2.58
1973	Baltimore	18	13	..	38	38	17	2	267	265	120	97	84	140	3.27

Major League Totals 145 94 0 285 25 1918 842 716 599 2.97  
351 133 2172 1386

\*Acquired from Houston along with Elijah Johnson in deal for Curt Blefary on 12/4/68. Simultaneously, Houston also assigned infielder Enzo Hernandez (Okla. City) to Stockton while Baltimore outrighted first baseman John Mason (Elmira) to Oklahoma City.

Born in Santa Clara, Cuba, now makes home in Levittown Lakes, Puerto Rico.

## MIKE CUELLAR

1973 Season: Characterized by slow start and fast finish . . . Won only two during first two months of the season, but compiled 16-7 record from June 15 on . . . Second on O's staff behind Jim Palmer in wins (18), innings pitched (267) and strikeouts (140) but allowed most hits (265) and home runs (29) . . . He won 10 of his last 11 decisions starting August 9 . . . Had six game winning streak broken by Boston September 5, then closed out season with four straight triumphs . . . He was 6-1 in August and 5-1 in September.

Very successful against western division clubs, winning 10 of 14 . . . Earned three wins without losing against Minnesota and Texas and was 3-1 against Cleveland . . . Beat Nolan Ryan and Angels twice . . . Hooked up with Ryan in classic duel July 19 that went 11 innings before O's won, 3-1 . . . Ryan had no-hitter into 8th inning before Mark Belanger spoiled it . . . Cuellar scattered nine hits and fanned 12, highest single game total of year for O's pitcher . . . Hurlled 12 inning complete game to edge Milwaukee, 4-3, June 25 . . . Went 10 innings to beat New York, 5-4, September 17 . . . In five years with O's has compiled 103-53 record with 94 complete games, 19 shutouts and 3.04 earned run average.

Turned in great effort but lost against Oakland in third game of ALCS . . . Gave up home run to Campy Campaneris leading off 11th inning which pinned 2-1 defeat on him . . . Held A's to four hits and struck out 11 . . . First Oakland run in 8th inning scored on pop fly singles by Matty Alou and Joe Rudi sandwiched around Mike Andrews' sacrifice.

Career: Co-winner of Cy Young Award in 1969 with Denny McLain . . . Selected by *The Sporting News* as lefthander on 1969 American League all star team . . . Chosen to 1970 and 1971 A.L. all star squad . . . Did not appear in 1970 game but pitched two scoreless innings in 1971 game . . . Accounted for O's only win in 1969 World Series when he beat Mets in opening game . . . Won fifth game of 1970 World Series vs. Cincinnati which wrapped up title for O's . . . Lost two starts in 1971 Series against Pittsburgh . . . Hit bases loaded home run in first game of 1970 ALCS vs. Minnesota . . . Topped A.L. pitchers in winning percentage (.750) in 1970 . . . In '71 won 11 straight decisions from 5/12 to all star break.

Holds O's club records for most wins (24, tied with Dave McNally) and complete games (21) in a season . . . Signed first pro contract with Cincinnati in 1957.

Pitches: screwball, fastball, slow curve and slider.

Miscellaneous/Personal: Bothered by sore arm with Houston in 1968 . . . Ranked among National League earned run average leaders during three seasons with Astros . . . Very superstitious . . . Talented sketch artist . . . He and his wife, Myriam, were married January 4, 1970 and are the parents of a two year old son, Mike Jr.

## TOMMY DAVIS

Born: Mar. 21, '39; 6'2"; 200; Bats, R; Throws, R.

Year	Club	Pct.	G	AB	R	H	2B	3B	HR	RBI	SB	CS	HP	BB	SO
1956	Hornell	.325	43	154	14	50	5	1	0	26	4	..	2	10	12
1957	Kokomo	.357	127	518	115	185	23	6	17	104	68	..	6	35	46
1958	Victoria	.304	122	461	74	140	21	10	13	66	14	15	4	18	52
1958	Montreal	.308	14	26	3	8	0	1	1	7	0	..	0	1	3
1959	Spokane	.345	153	612	90	211	32	9	18	78	21	15	3	40	29
1959	Los Angeles	.000	1	1	0	0	0	0	0	0	0	0	0	0	1
1960	Los Angeles	.276	110	352	43	97	18	1	11	44	6	2	2	13	35
1961	Los Angeles	.278	132	460	60	128	13	2	15	58	10	4	2	32	53
1962	Los Angeles	.346	163	665	120	230	27	9	27	153	18	6	2	33	65
1963	Los Angeles	.326	146	556	69	181	19	3	16	88	15	10	4	29	59
1964	Los Angeles	.275	152	592	70	163	20	5	14	86	11	8	4	29	68
1965	Los Angeles	.250	17	60	3	15	1	1	0	9	2	1	0	2	4
1966	Los Angeles	.313	100	313	27	98	11	1	3	27	3	3	0	16	36
1967	New York (N)	.302	154	577	72	174	32	0	16	73	9	3	7	31	71
1968	Chicago (A)	.268	132	456	30	122	5	3	8	50	4	2	0	16	48
1968	Seattle	.271	123	454	52	123	29	1	6	80	19	4	4	30	46
1969	Houston	.241	24	79	2	19	3	0	1	9	1	1	1	8	9
1970	Oakland	.290	66	200	17	58	9	1	1	27	2	4	1	8	18
1970	Houston	.282	57	213	24	60	12	2	3	30	8	3	0	7	25
1970	Chicago (N)	.252	11	42	4	11	2	0	2	8	0	0	0	1	1
1971	Oakland	.324	79	219	26	71	8	1	3	42	7	1	0	15	19
1972	Chicago (N)*	.269	15	26	3	7	1	0	0	6	0	1	0	2	3
1972	Baltimore	.246	26	82	9	21	3	0	0	6	2	0	0	6	18
1973	Baltimore	.306	137	552	53	169	20	3	7	89	11	3	1	30	56
Major League Totals		.296	5899	684	233	33	885	56	28	308	635	1645	1747	133	128

\*Acquired by Baltimore from Chicago on 8/18/72 in a straight waiver deal for catcher Elrod Hendricks.

Born in Brooklyn, N. Y., lives in Los Angeles, Cal.

1973 Season: Tied with George Scott (Milwaukee) for third among A.L. hitting leaders and was no. 1 ranked designated hitter . . . Hit .293 in DH role (156-for-532) with 83 rbi . . . Led O's in hits (169) and runs batted in (89) . . . Best rbi year since 1969 when he had 89 while splitting season between Seattle and Houston . . . Hit .329 with 122-for-371 between June 24 and end of season . . . Had four notable hitting streaks, including one of 18 games (longest of year on club) that lasted from May 22 until June 16 . . . Also hit safely in 24 of 25 games between July 2 and July 27 (first game) . . . Ran off 11 game streak that ended July 12, then put together a 13 game streak . . . Other skein covered 12 straight games September 9 thru 28 in which he hit .449 with 22-for-49 . . . Went 3-for-5 as regular pinch-hitter . . . Produced club high of 46 key runs including 18 in the 6th inning or later.

Hit .357 during July . . . Batted .319 against righthanders and .284 against lefthanders . . . Had four hits in three games: July 16 vs. Oak., Sept. 13 vs. Mil. and Sept. 22 vs. Mil. . . Hit Brewers' pitching for .404 average (19-for-47) with 11 rbi . . . Greatest satisfaction came against Oakland . . . Went 20-for-39 against A's, a healthy .513 average . . . Did not appear on defense until September 21 against Milwaukee . . . Played first base in that game and two others . . . Move was made to prepare him at that position in the event O's reached world series, when designated hitter could not be used . . . Finished second behind Jim Palmer in balloting for "Most Valuable Oriole" . . . Placed on Rochester roster after 1972 season and went unclaimed in triple-a draft that fall . . . Invited to O's 1973 spring camp as non-roster player.

Career: Spent first seven years of major league career with Dodgers, but has been with seven clubs since then including two stints with Cubs . . . Best year was with Dodgers in 1962 when he led N.L. in hitting (.346), hits (230) and runs batted in (153) . . . Also led National League in hitting in 1963 with .326 average . . . Two-time selection to National League all star team (1962-63) . . . Taken by Seattle from White Sox in American League expansion draft in October 1968 . . . Tied world series record for most triples in a game (2) against Yankees in 1963 fall classic . . . Hit .400 (6-for-15) in 1963 World Series and .250 (2-for-8) in 1966 series against Orioles . . . Batted .385 for Oakland against O's in 1971 ALCS . . . A's leading hitter in 1971 but was released shortly before 1972 season started.

Miscellaneous/Personal: Served as batting instructor for 10 day period with O's Florida Instructional League club in November 1973 . . . Has played bit parts in movies . . . Likes modern jazz . . . He and his wife, Shirley, were married February 6, 1967 and are the parents of four children: Lauren Michele (6/18/68), Leslie Grace (6/10/61), Carlyn Thomasa (2/11/63) and Herman Thomas III (7/31/66).

## DOUG DeCINCES

Born: Aug. 29, '50; 6'2"; 190; Bats, R; Throws, R.

Year	Club	Pct.	G	AB	R	H	2B	3B	HR	RBI	SB	CS	HP	BB	SO
1970	Bluefield*	.293	54	164	28	48	10	0	4	27	8	1	0	21	38
1970	Dallas-Ft. W.	.171	11	35	3	6	1	0	0	2	1	0	0	2	6
1971	Dallas-Ft. W.	.260	78	235	29	61	10	1	5	29	6	2	1	31	47
1972	Asheville	.263	123	396	71	104	23	7	10	60	9	3	4	62	82
1973	Rochester	.267	131	438	79	117	25	3	19	79	5	4	7	82	100
1973	Baltimore	.111	10	18	2	2	0	0	0	3	0	0	0	1	5

Major League Totals .111 10 18 2 2 0 0 0 3 0 0 0 0 1 5

\*Signed by Baltimore affiliate as free agent on 5/10/70 . . . selected in 1970 winter draft secondary phase (Baltimore's 3rd selection).

Born in Burbank, Cal., lives in Northridge, Cal. . . Figures prominently in O's future infield plans . . . Finished 1973 season with Orioles after impressive year at Rochester . . . First major league hit September 13 drove in winning run as O's beat Milwaukee, 7-6, in 10 innings . . . Appeared in 10 games with O's and performed at second, short and third . . . Played mostly third base for Rochester . . . Possesses fluid movements in field . . . Named to 1973 International League and Topps triple-a all star teams . . . Ranked second behind Jim Fuller in home runs and rbi with Red Wings . . . Unveiled long-ball hitting ability.

Went to spring camp with O's in '73 . . . Missed big part of 1971 season with Dallas-Ft. Worth because of broken nose . . . Originally drafted by San Diego in June 1969 free agent draft . . . Attended Pierce (Cal.) Junior College . . . Spent part of last winter playing for Lara in Venezuelan League . . . Pronounces last name De Sinsay . . . He and his wife, Kristi, were married January 9, 1971.

## TAYLOR DUNCAN

Born: May 12, '53; 5'11"; 165; Bats, R; Throws, R.

Year	Club	Pct.	G	AB	R	H	2B	3B	HR	RBI	SB	CS	HP	BB	SO
1971	Wytheville	.381	13	42	10	16	1	1	1	7	2	0	0	7	3
1972	Greenwood*	.279	120	423	54	118	15	5	4	47	9	5	2	45	77
1973	Asheville	.293	138	485	61	142	30	3	9	81	7	4	4	73	70

\*Acquired from Atlanta Braves (assigned to Asheville roster) with catcher Earl Williams in deal for second baseman Dave Johnson, catcher Johnny Oates and pitchers Pat Dobson and Roric Harrison on 12/1/72.

Born in Memphis, Tenn., makes home in Sacramento, Cal. . . Put in good year in '73 with Asheville . . . Shared Southern League doubles leadership with 30 and led third basemen in fielding, assists and putouts . . . Suffered badly fractured right ankle July 4, 1971 at Wytheville in Appalachian League . . . Injury occurred only three weeks after starting pro career . . . Described as "best looking young hitter in Braves' organization" when O's obtained him in trade with Earl Williams . . . Played last winter in Mexican Pacific League . . . First time in major league spring training camp . . . Planned to be married just before spring training.



## ANDY ETCHEBARREN

Born: June 20, '43; 6'1"; 197; Bats, R; Throws, R.

Year	Club	Pct.	G	AB	R	H	2B	3B	HR	RBI	SB	CS	HP	BB	SO
1961	Aberdeen*	.224	29	76	7	17	1	0	3	5	0	...	5	2	10
1962	Elmira	.249	86	265	36	66	15	2	6	32	2	...	5	42	80
1962	Baltimore	.333	2	6	0	2	0	0	0	1	0	...	...	...	2
1963	Lynchburg	.188	30	80	9	15	3	0	1	9	2	...	...	...	20
1963	Aberdeen	.255	79	278	38	71	9	2	11	48	1	...	2	0	15
1964	Elmira	.237	117	367	40	87	19	5	7	52	2	...	1	2	29
1965	Rochester	.247	140	453	59	112	16	6	6	42	6	...	3	10	55
1965	Baltimore	.167	5	6	1	1	0	0	1	4	0	...	0	0	2
1966	Baltimore	.221	121	412	49	91	14	6	11	50	0	...	1	5	38
1967	Baltimore	.215	112	330	29	71	13	0	7	35	1	...	0	2	38
1968	Baltimore	.233	74	189	20	44	11	2	5	20	0	...	0	3	19
1969	Baltimore	.249	73	217	29	54	9	2	3	26	1	...	2	7	28
1970	Baltimore	.243	78	230	19	56	10	1	4	28	4	...	1	3	21
1971	Baltimore	.270	70	222	21	60	8	0	9	29	1	...	4	1	16
1972	Baltimore	.202	71	188	11	38	6	1	2	21	0	...	2	3	17
1973	Baltimore	.257	54	152	16	39	9	1	2	23	1	...	1	2	12

Major League Totals .234 660 1952 195 456 80 13 44 237 8 11 26 189 423

\*Signed by Baltimore affiliate as free agent on 6/21/61.

Born in La Puente, Cal., now lives in Hacienda Heights, Cal.  
1973 Season: Hit for second highest average in eight year career with O's despite unhappiness over second-string status . . . Batted .328 with 19-for-58 between the all star break and first of September . . . Feasted on Cleveland and Kansas City pitching . . . Hit .538 (7-for-13) against Indians with six rbi and .545 (6-for-11) against Royals . . . Had four hits and three runs batted in against Cleveland in nightcap of September 28 twin-bill . . . Caught Doyle Alexander when O's clinched Eastern Division title with victory over Milwaukee September 22 . . . Frequently voiced desire to be traded and threatened retirement at end of season.

The biggest hit of year, and perhaps in his career, came in fourth game of ALCS against Oakland . . . O's were trailing, 4-1, and were facing elimination when he smashed three-run homer off Vida Blue in 7th inning to tie game . . . Bob Grich's solo homer in 8th won it for O's and extended playoffs into fifth game . . . Etch played very well in championship series and hit .357 with 5-for-14.

Career: Most productive year with O's was 1970 when he hit .270 and had nine home runs . . . Has been platooned against lefthanded pitchers last several years . . . Took over as O's no. 1 catcher as rookie in 1966 after veteran receiver Dick Brown was stricken with brain tumor . . . Caught 85 of club's first 95 games that year before suffering broken hand . . . Recovered in time to catch every inning in '66 World Series . . . Named to A.L. all star squad in 1966 and 1967 but did not appear in either game . . . Broke up longest game (by innings) in club history with 19th inning home run to beat Senators June 4, 1967 at Memorial Stadium.

Miscellaneous/Personal: Signed big bonus contract with O's following high school graduation . . . Jim Wilson and Fred Hofmann were primarily responsible for his signing with O's . . . Of French-Basque descent . . . Has financial interest in several businesses in Hacienda Heights area . . . Excellent golfer . . . He and his wife, Aggie, were married January 13, 1962 and are the parents of two daughters: Kim (1/17/64) and Lisa (12/1/65).

## JIM FULLER

Born: Nov. 28, '50; 6'3"; 215; Bats, R; Throws, R.

Year	Club	Pct.	G	AB	R	H	2B	3B	HR	RBI	SB	CS	HP	BB	SO
1970	Miami*	.247	114	373	42	92	20	6	9	64	2	0	2	40	83
1971	Miami	.326	141	488	105	159	28	6	33	110	6	1	11	90	129
1972	Rochester	.228	49	171	22	39	5	1	11	37	0	0	5	25	62
1972	Asheville	.271	80	292	54	79	19	4	23	70	0	0	5	34	103
1973	Rochester	.247	144	515	96	127	25	5	39	108	1	2	7	69	197
1973	Baltimore	.115	9	26	2	3	0	0	0	2	0	0	0	1	17

Major League Totals .115 9 26 2 3 0 0 0 0 2 0 0 0 0 1 17

\*Signed with Baltimore affiliate on 1/28/70 . . . selected in 1970 winter draft secondary phase (Baltimore's 2nd selection).

Born in Bethesda, Md., but family moved to San Diego when he was a child . . . Still makes home there . . . Easy selection as International League's "Most Valuable Player" in 1973 at Rochester . . . Led I.L. with 39 home runs, 108 rbi and 297 total bases . . . Homer total set all-time record for O's farmhands . . . Biggest problem is high strikeout frequency . . . Fanned 197 times a year ago just missing Dave Nicholson's I.L. record (199) . . . Same problem persisted while with O's last three weeks in '73 season . . . Struck out 17 times in 26 at-bats . . . Singled against Boston in first major league plate appearance September 10 . . . Smashed two home runs at Memorial Stadium against Detroit's Jim Perry September 25.

Has belted 106 home runs in last three seasons . . . Tied Florida State League record with 33 in 1971 while at Miami . . . Earned "mvp" award as he led FSL in rbi, runs, hits, doubles and total bases in addition to homers . . . Nicknamed "Cheyenne" after tv character because of large stature and quiet nature . . . Health food advocate . . . A brother, Tom, was catcher in White Sox organization . . . Originally drafted by Dodgers in summer of 1969 . . . Ultimately signed by O's West Coast scouting supervisor Ray Pottevin . . . Possesses strongest throwing arm in O's organization . . . Mediocre senior year (.260 average) at Pt. Loma High School in San Diego did little to attract scouts' notice . . . Started drawing attention while playing at San Diego City College . . . Single.

## BOB GALASSO

Born: Jan. 13, '52; 6'0"; 200; Bats, L; Throws, R.

Year	Club	W	L	SVS	G	GS	CG	SHO	IP	H	R	ER	BB	SO	ERA
1970	Bluefield*	3	3	0	10	7	1	0	43	33	25	17	39	32	3.56
1971	Key West	1	6	1	18	5	1	0	50	62	61	46	44	44	8.28
1971	Aberdeen	5	4	0	22	8	0	0	72	60	69	50	94	93	6.25
1972	Lodi	8	14	0	26	24	6	1	154	147	91	71	90	132	4.15
1973	Asheville	9	15	0	27	27	11	1	160	157	108	82	104	101	4.61

\*Signed by Baltimore affiliate as undrafted free agent on 8/16/69.

Born in Connellsville, Pa., still lives there . . . Second time in spring camp with Orioles . . . Used strictly as starter in 1973 with Asheville (Southern League) . . . Completed 11 of 27 starts . . . Despite unimpressive won-lost records the past two years, Orioles consider him good prospect . . . Long-ball hitter in American Legion years as first basemen-outfielder . . . Played on same American Legion team as Bob Bailor, also on O's spring roster . . . Father played in Pittsburgh system . . . Attended Robert Morris College in Pennsylvania . . . Single.

## KIKO GARCIA

Born: Oct. 14, '53; 5'11 1/2"; 170; Bats, R; Throws, R.

Year	Club	Pct.	G	AB	R	H	2B	3B	HR	RBI	SB	CS	HP	BB	SO
1971	Bluefield*	.251	56	203	35	51	3	5	2	23	7	2	2	22	42
1971	Stockton	.286	4	14	1	4	0	1	0	2	1	0	0	1	8
1972	Miami	.252	126	445	51	112	15	6	2	39	11	3	1	44	69
1973	Lodi	.259	129	494	89	128	15	10	3	36	17	0	4	66	85

\*Signed with Baltimore affiliate on 6/8/71 . . . selected in 1971 summer draft regular phase (Baltimore's 3rd selection).

Born in Martinez, Cal., lives in Walnut Creek, Cal. . . Outstanding young defensive player . . . Led California League shortstops in putouts in '73 . . . Aggressive runner . . . Stole 17 bases at Lodi a year ago . . . Played shortstop all season, then went to Florida Instructional League in fall to work on playing second base . . . Impressed O's officials with how quickly he adapted to the position . . . Signed by Charlie Wallgren . . . First time in major league camp . . . Youngest player in O's spring camp . . . Single.

## WAYNE GARLAND

Born: Oct. 26, '50; 6'0"; 195; Bats, R; Throws, R.

Year	Club	W	L	SVS	G	GS	CG	SHO	IP	H	R	ER	BB	SO	ERA
1969	Miami*	4	3	0	9	9	4	1	63	60	31	23	39	46	3.29
1970	Dallas-Ft. Worth	7	10	0	21	21	4	0	140	122	63	55	63	107	3.54
1971	Dallas-Ft. Worth	19	5	0	26	25	20	6	211	140	43	40	50	154	1.71
1972	Rochester	7	9	0	26	26	5	4	152	159	69	64	49	136	3.79
1973	Rochester	10	11	1	25	24	11	1	164	164	79	65	69	141	3.57
1973	Baltimore	0	1	0	4	1	0	0	16	14	8	7	7	10	3.94

Major League Totals 0 1 0 4 1 0 0 16 14 8 7 7 7 10 3.94

\*Signed with Baltimore affiliate as free agent on 7/7/69 . . . selected in 1969 summer draft secondary phase (Baltimore's 1st selection).

Born in Nashville, Tenn., still lives there . . . Spent last three weeks of 1973 season with Orioles . . . Made major league debut with three-inning stint against Milwaukee September 13 . . . Lost first big league start, 5-2, against Detroit September 27 . . . Allowed six hits and four runs (one unearned) in seven innings . . . Led International League pitchers with 142 strikeouts in 1973 . . . Pitched Rochester to 6-2 win over Pawtucket on final day of season to enable Red Wings to clinch I.L. American Division crown . . . Throws excellent fastball and good curve . . . Also has slider and change-up in his repertoire.

Led Texas League in wins (19), earned run average (1.70) and complete games (20) while with Dallas-Ft. Worth in 1971 . . . Named to Texas League and Topps double-a all star teams that season . . . Gained victory for Rochester over Denver in 1971 Junior World Series . . . Drafted twice previously before O's selected and signed him in summer of 1969 . . . Originally chosen by Pittsburgh in June 1968 and then by St. Louis as first choice in secondary phase in January 1969 . . . Three sport standout at Cohn High School in Nashville . . . Won 17 of 19 games with Connie Mack team in Nashville which finished second in 1968 national tournament . . . Signed by Walter Youse and Jim Frey . . . Pitched for Frey last winter at Magallanes in Venezuelan League . . . He and his wife, Mary, were married February 3, 1973.

**PLAYER LIMITS:** 25 players from opening day through August 31 . . . 40 players from September 1 through end of season . . . Players in military service do not count against the under control list while on active duty. Upon separation from the service, a player will be reinstated to his club's normal player limits after he has completed a 15-day trial period or has participated in a championship game, whichever comes first.

## BOBBY GRICH

Born: Jan. 15, '49; 6'2"; 180; Bats, R; Throws, R.

Year	Club	Pct.	G	AB	R	H	2B	3B	HR	RBI	SB	CS	HP	BB	SO
1967	Bluefield*	.254	58	213	43	54	10	4	3	26	8	1	0	38	36
1968	Stockton	.228	113	426	63	97	18	2	8	44	2	6	2	61	126
1969	Dallas-Ft. W.	.310	121	413	60	128	16	8	2	50	2	4	2	51	79
1970	Rochester	.383	63	235	67	90	11	3	9	42	10	5	1	57	42
1970	Baltimore	.211	30	95	11	20	1	3	0	8	1	1	0	9	21
1971	Rochester	.336	130	473	124	159	26	9	32	83	5	3	8	81	98
1971	Baltimore	.300	7	30	7	9	0	0	1	6	1	0	0	5	8
1972	Baltimore	.278	133	460	66	128	21	3	12	50	13	6	7	53	96
1973	Baltimore	.251	162	581	82	146	29	7	12	50	17	9	7	107	91

Major League Totals .260 332 1166 166 303 51 13 25 114 32 16 14 174 216

\*Signed with Baltimore affiliate as free agent on 6/29/67 . . . selected in 1967 summer draft regular phase (Baltimore's 1st selection).

Born in Muskegon, Mich., but grew up in Long Beach, Calif., and still lives there.

1973 Season: Set an all-time major league fielding record with .995 percentage . . . Committed only five errors while handling 945 total chances . . . He led A.L. second basemen in putouts (431), assists (509) and doubleplays (130), as well as total chances and percentage . . . Played 33 games before committing first error at Cleveland May 18 . . . Followed with stretch of 47 games before he was charged with second error July 11 vs. California . . . Ran off string of 33 more errorless games before committing third miscue August 13 at Texas . . . Middle man in two triple plays (around-the-horn) turned in by O's—July 7 vs. Oakland and September 20 vs. Detroit . . . Won his first Gold Glove as A.L.'s top defensive second baseman.

He led O's with 29 doubles, 83 runs and 107 walks and was second in hits . . . He also was the only player to appear in all the club's 162 games . . . Got off to slow start at the plate . . . Batted only .229 up to all star break, but hit .282 (68-for-241) rest of the year . . . Twice hit two home runs in a game: May 28 off Minnesota's Jim Kaat and July 3 (first game) against Milwaukee's Chris Short . . . Hammered his second career grand-slam homer off Gaylord Perry in first game of twi-nighter at Memorial Stadium July 26 . . . Had hit his first in 1972 off Gaylord's brother Jim . . . Hit 8th inning solo home run to snap 4-4 tie and give O's 5-4 victory over A's in fourth game of 1973 ALCS . . . Was one of eight Orioles with more than 10 stolen bases . . . He had 17.

Career: Led Orioles in hitting in 1972 and was selected to A.L. all star squad after injuries sidelined starter Luis Aparicio and alternate Toby Harrah . . . Earned lengthy list of awards for outstanding year at Rochester in 1971: Named "Minor League Player of the Year" by *The Sporting News* and Topps Chewing Gum; selected International League "Player of the Year" and was awarded Rawlings Silver Glove as top fielding shortstop in minor leagues, based upon fielding percentage . . . Led International League in hitting, home runs and total bases . . . First joined O's in late June 1970, when he was leading International League in hitting with .383 average . . . Sent back to Rochester in spring of '71 to work on power . . . Responded with 32 regular season homers and added five in post-season playoffs . . . Had hit only 22 in first four seasons as pro . . . Named "Most Valuable Player" in Texas League in 1969.

Miscellaneous/Personal: Outstanding baseball and football player at Wilson High School in Long Beach . . . Passed up avalanche of college scholarship offers to sign with O's . . . Al Kubi and Bobby Mattiek were largely responsible for signing him . . . He and his wife, the former Marty Johnston, were married June 19, 1971.

## ROSS GRIMSLEY

Born: Jan. 7, '50; 6'3"; 200; Bats, L; Throws, L.

Year	Club	W	L	SVS	G	GS	CG	SHO	IP	H	R	ER	BB	SO	ERA
1969	Sioux Falls	9	4	1	18	13	7	2	103	84	38	32	34	97	2.80
1970	Indianapolis	11	8	0	29	28	8	4	188	140	65	57	59	162	2.73
1971	Indianapolis	6	0	0	6	6	3	1	43	31	15	14	3	40	2.95
1971	Cincinnati	10	7	0	26	26	6	3	161	151	67	64	43	67	3.51
1972	Indianapolis	1	1	0	4	4	0	0	20	26	9	9	15	9	3.98
1972	Cincinnati	14	8	1	30	28	4	1	198	194	73	67	50	79	3.05
1973	Cincinnati*	13	10	1	38	36	8	1	242	245	96	87	68	90	3.24

Major League Totals 37 25 2 94 90 18 5 601 590 236 218 161 236 3.26

\*Acquired from Cincinnati Reds along with catcher Wallace Williams (assigned to Bluefield) in deal for outfielder Merv Rettenmund, shortstop Junior Kennedy (assigned to Indianapolis), and catcher Bill Wood (assigned to Three Rivers) on 12/14/73.

Born in Topeka, Kans., now makes home in Memphis, Tenn. . . . Adds experienced depth to O's pitching staff . . . Has been one of top young pitchers in majors the past three years . . . Has averaged 12 wins a year with Reds . . . Much of his best work has been in post-season games the past two seasons . . . Most memorable single effort came in fourth game of 1972 National League Championship Series against Pittsburgh . . . With Reds trailing two games to one, he beat Pirates, 7-1, on two-hitter to force series into fifth and final game, which Reds won to capture pennant . . . Started and lost, 2-1, game no. 2 of 1972 World Series against Oakland, but won fifth and sixth games in relief and also pitched in seventh game but was not a pitcher of record . . . Losing pitcher in third game of 1973 NLCS vs. Mets . . . At age of 23, had already appeared in seven pressure packed post-season games.

Posted 5-0 record vs. Giants and 7-1 mark against St. Louis in three N.L. seasons . . . His record vs. other N.L. clubs: Atlanta, 2-6; Chicago, 3-2; Houston, 5-3; L.A., 0-1; Montreal, 3-1; Philadelphia, 2-3; New York, 3-2; Pittsburgh, 3-2; and San Diego, 4-4 . . . Hurled three shutouts in rookie season, 1971 . . . Cincinnati's no. 1 choice in the special phase of the February 1969 free agent draft . . . Member of Memphis American Legion team which won national championship in 1968 . . . Father (Ross, Sr.) pitched briefly for Chicago White Sox in 1951 . . . Pitches: fastball, change-up, curve, slider.

He and his wife, the former Brenda Worrell, were married February 12, 1972, and are the parents of a son: Patrick Neil (1).

## ELROD HENDRICKS

Born: Dec. 22, '40; 6'1"; 175; Bats, L; Throws, R.

Year	Club	Pct.	G	AB	R	H	2B	3B	HR	RBI	SB	CS	HP	BB	SO
1959	McCook	.235	25	34	6	8	1	0	0	3	1	0	0	13	4
1960	Wellsville	.235	73	217	36	51	8	1	11	36	0	0	4	28	52
1961															
1962	Winnipeg	.211	69	213	25	45	7	2	3	22	3	0	4	27	36
1963	Winnipeg	.280	22	50	10	14	0	0	3	12	2	0	2	8	6
1964	Jalisco	.292	67	202	43	59	8	4	10	45	3	0	2	48	38
1965	Jalisco	.285	128	411	100	117	14	8	35	98	4	2	8	102	85
1966	Jalisco	.301	122	386	78	116	19	2	23	87	6	6	10	107	55
1966	El Paso	.268	18	56	6	15	2	0	3	12	0	0	0	7	14
1967	Jalisco	.316	131	434	124	137	18	4	41	112	11	1	20	94	60
1967	Seattle*	.222	13	36	3	8	1	0	2	4	0	0	0	2	12
1968	Baltimore	.202	79	183	19	37	8	1	7	23	0	0	1	19	51
1969	Baltimore	.244	105	295	36	72	5	0	12	38	0	1	2	39	44
1970	Baltimore	.242	106	322	32	78	9	0	12	41	1	0	4	33	44
1971	Baltimore	.250	101	316	33	79	14	1	9	42	0	0	2	39	38
1972	Baltimore	.155	33	84	6	13	4	0	0	4	0	1	0	12	19
1972	Chicago (N)	.116	17	43	7	5	1	0	2	6	0	1	0	13	8
1973	Baltimore	.178	41	101	9	18	5	1	3	15	0	0	1	10	22

Major League Totals .225 482 1344 142 302 46 3 45 169 1 3 10 165 226

\*Contract selected for \$25,000 in major league draft from Seattle roster (Angels) on 11/28/67 . . . sent to Chicago Cubs on 8/18/72 in straight waiver deal for outfielder Tommy Davis . . . reacquired from Cubs on 10/30/72 in exchange for catcher Francisco Estrada.

1973 BATTING						LIFETIME BATTING					
Season	AB	H	HR	RBI	Pct.	Career	AB	H	HR	RBI	Pct.
Home	101	18	3	15	.178	1301	297	43	163	.228	
Away	37	6	1	9	.162	618	141	18	81	.228	
vs. Bos.	64	12	2	6	.188	683	156	25	82	.228	
Cal.	11	2	0	0	.182	157	38	4	13	.242	
Chi.	1	0	0	0	.000	97	18	2	11	.186	
Chi.	4	0	0	0	.000	76	16	4	17	.211	
Cle.	11	1	0	1	.091	153	27	1	13	.176	
Det.	3	2	0	0	.667	122	28	7	14	.230	
K.C.	11	3	1	1	.273	97	20	3	13	.206	
Mil.	5	2	1	2	.400	97	30	7	22	.309	
Min.	12	2	1	4	.167	99	28	3	13	.283	
N.Y.	22	3	1	2	.136	148	40	8	24	.270	
Oak.	5	0	0	0	.000	110	20	1	5	.182	
Tex.	16	3	0	5	.188	145	32	3	18	.221	
Pre-A.S.	74	16	2	11	.216						
Post-A.S.	37	2	1	4	.054						
vs. East	52	10	2	5	.192						
vs. West	49	8	1	10	.163						
Pinch-Hitter	2	0	0	0	.000						

On Rochester roster . . . Born in St. Thomas, Virgin Islands, now lives in Randallstown, Md., a Baltimore suburb . . . Missed last three weeks of 1973 season and championship series after suffering dislocated left ankle against Cleveland September 9 . . . Spent last winter playing for Santurce in Puerto Rico Winter League to regain skills . . . Ankle responded favorably . . . Saw limited action with O's in '73 . . . His two-run homer in 10th inning gave O's 6-4 win over Milwaukee July 4 in game suspended by curfew the night before . . . His only hit after all star break was two-run homer vs. Minnesota August 8.

Has been with O's since 1968 except for last six weeks of 1972 season when he was dealt to Chicago Cubs in waiver deal for Tommy Davis . . . Missed part of '72 campaign with O's because of sore right shoulder and numbness in right hand caused by calcium deposit at base of neck . . . Did not play winter ball after 1971 season but led O's in hitting with .400 average (16-for-40) on club's 18 game Japan tour . . . Earl Weaver and Frank Lane were instrumental in convincing O's to draft him from Angels' Seattle affiliate (PCL) in 1967 . . . Played for Weaver in Puerto Rico . . . Smashed 109 home runs for Jalisco (Mexican League) from '64 thru '67 . . . Hit grand-slam homer off Barry Moore of Chicago White Sox at Memorial Stadium July 20, 1970.

Has .357 average (6-for-17) for three championship series (six games), and .250 mark (10-for-40) in three world series (12 games) . . . Had memorable series vs. Reds in '70 . . . Batted .364 (4-for-11) including homer and double . . . Unloaded home run off Gary Nolan in 5th inning of game one to tie score at 3, and O's went on to win, 4-3 . . . In 2d game his two run double in 5th broke a 4-4 tie and gave O's 6-4 lead . . . Birds ultimately won 6-5 . . . It was in that game also that Ellie, Bernie Carbo and umpire Ken Burkhardt were involved in controversial play at plate (see page 52).

He and his wife, Merle, were married 1/14/70, and are the parents of a son, Ryan (8/3/72).

## DON HOOD

Born: Oct. 16, '49; 6'2"; 180; Bats, L; Throws, L.

Year	Club	W	L	SVS	G	GS	CG	SHO	IP	H	R	ER	BB	SO	ERA
1969	Bluefield*	5	1	0	9	9	2	0	48	53	29	24	24	54	4.50
1970	Stockton	10	10	0	28	27	13	5	178	165	78	57	66	196	2.88
1971	Dallas-Ft. Worth	11	9	0	26	26	9	3	167	146	68	50	60	96	2.69
1972	Rochester	9	10	0	27	27	5	1	150	160	66	58	58	84	3.48
1973	Rochester	4	7	0	15	14	8	2	91	75	40	32	33	62	3.16
1973	Baltimore	3	2	1	8	4	1	1	32	31	17	14	6	18	3.94

Major League Totals 3 2 1 8 4 1 1 32 31 17 14 6 18 3.94

\*Signed with Baltimore affiliate as free agent on 6/8/69 . . . selected in 1969 summer draft regular phase (Baltimore's 1st selection).

Born in Florence, S. C., still lives there . . . Recalled from Rochester July 10, 1973 and made impressive major league debut in relief against Oakland six days later . . . Gained credit for 7-5 victory by pitching two-hit ball over four innings . . . Made four starts and gave best showing in last appearance of season September 26 against Detroit . . . Beat Tigers, 4-0, on two-hitter . . . Only safeties off him were first inning single by Tony Taylor and seventh inning single by Willie Horton . . . Other victory was against Cleveland July 26 in first game of two-nighter . . . Stopped Indians on two hits over last 6.2 frames to get 8-4 triumph . . . Pitches: fastball, curve, slider, change-up.

Started 1973 season with Rochester and had losing record there but was pitching well at time of recall . . . Has made steady progress through O's system . . . Among strikeout leaders in California League in 1970 . . . Pitched one-hitter for Rochester against Toledo during 1972 International League season . . . Pitched last winter for Jim Frey and Magallanes club in Venezuelan League . . . Three sport standout at Southside High School in Florence . . . Posted 28-1 record as schoolboy pitcher.

## JIM HUTTO

Born: Oct. 17, '47; 5'11"; 195; Bats, R; Throws, R.

Year	Club	Pct.	G	AB	R	H	2B	3B	HR	RBI	SB	CS	HP	BB	SO
1965	Waterloo	.187	62	209	20	39	4	3	4	18	1	2	0	15	62
1966	Waterloo	.284	116	398	56	113	18	3	15	58	5	6	2	65	96
1967	Winston-Salem	.224	90	294	32	66	11	0	6	39	1	1	4	31	68
1968	Tulsa	.256	105	309	46	79	18	..	7	44	..	4	2	35	72
1969	Eugene	.306	122	408	63	125	24	3	2	50	0	4	1	46	61
1970	Philadelphia*	.185	57	92	7	17	2	0	3	12	0	0	0	0	0
1971	Rochester†	.285	128	432	58	123	20	3	15	73	0	1	4	58	79
1972	Salt Lake City	.326	121	399	73	130	26	3	17	87	2	4	1	6	65
1973	Salt Lake City‡	.299	50	167	38	50	4	1	6	29	0	..	0	24	26
1973	Rochester	.206	78	267	23	55	7	1	4	28	0	0	1	37	46

Major League Totals .185 57 92 7 17 2 0 3 12 0 0 0 0 0 0 0

\*Acquired from Philadelphia Phillies on 12/15/70 along with pitcher Grant Jackson and outfielder Sam Parrilla in deal for outfielder Roger Freed. Hutto and Parrilla were both assigned to Rochester at time of deal.

†Contract selected by California Angels from Rochester roster for \$25,000 in major league draft on 11/29/71.

‡Contract purchased outright by Rochester from Salt Lake City (Angels) on 6/15/73.

On Rochester roster . . . Born in Norfolk, Va., but considers the Pensacola, Fla. area his home . . . Lives in nearby Cantonment . . . Originally signed with Boston organization . . . Drafted by the Cardinals in 1967; traded to the Phillies in 1969 with Jerry Buchek in deal for Bill White; traded to the Orioles in December 1970; drafted by Angels in 1971, then the Birds purchased his contract from Salt Lake City (Angels) last June . . . Can catch, play the outfield, first and third base . . . Hit a grand-slam off the Dodgers' Jim Brewer in Dodger Stadium on July 19, 1970 . . . Attended Southern Mississippi University and Pensacola Jr. College . . . Trained with the Orioles in Miami in 1971 . . . He and his wife, Jeanne, were married March 19, 1970.

## GRANT JACKSON

Born: Sept. 28, '42; 6'0"; 190; Bats, L; Throws, L.

Year	Club	W	L	SVS	G	GS	CG	SHO	IP	H	R	ER	BB	SO	ERA
1962	Bakersfield	4	5	..	29	10	4	0	98	92	75	63	71	86	5.79
1963	Bakersfield	12	8	..	28	25	11	0	176	164	100	76	87	159	3.89
1964	Chattanooga	0	3	..	4	3	0	0	14	19	19	15	8	17	9.64
1964	Eugene	8	9	..	20	20	10	2	134	126	65	55	85	162	3.69
1965	Arkansas	9	11	..	32	24	7	1	155	151	80	68	60	158	3.95
1965	Philadelphia	1	1	..	6	2	0	0	14	17	11	11	5	15	7.07
1966	Philadelphia	0	0	..	2	0	0	0	2	2	1	1	3	0	4.50
1966	San Diego	10	8	..	23	23	7	1	134	126	64	59	58	132	3.96
1967	Philadelphia	2	3	..	43	4	0	0	84	86	40	36	43	83	3.86
1968	Philadelphia	1	6	..	33	6	1	0	61	59	28	20	49	2.95	
1969	Philadelphia	14	18	1	38	35	13	4	253	237	114	94	92	180	3.34
1970	Philadelphia*	5	15	0	32	23	1	0	150	170	94	88	61	104	5.28
1971	Baltimore	4	3	0	29	9	0	0	78	72	31	27	20	51	3.12
1972	Baltimore	1	1	8	32	0	0	0	41	33	14	12	9	34	2.63
1973	Baltimore	8	0	9	45	0	0	0	80	54	18	17	24	47	1.91

Major League Totals 36 47 18 260 79 15 4 763 730 351 306 277 563 3.61

\*Acquired from Phillies on 12/15/70 along with first baseman Jim Hutto and outfielder Sam Parrilla (both assigned to Rochester) in exchange for outfielder Roger Freed.

72

Born in Fostoria, Ohio, now lives in Caguas, Puerto Rico . . . Emerged in 1973 as one of the top lefthanded relief pitchers in the American League . . . Led the O's relief staff with eight wins and nine saves while appearing in the most games (45) . . . His 1.91 era was a career low . . . He had four wins and three saves during June while posting a 0.98 earned run average, based on three earned runs in 27.2 innings covering 11 appearances . . . He did not give up a run in three appearances (9.1 innings) against Detroit, and he pitched six perfect innings in three appearances against Cleveland . . . He allowed five home runs through July 2 but none in 36.2 innings and 24 appearances after that . . . Pitched in Puerto Rican League during past winter (for Caguas and Ponce).

Since the all star break in 1972, he has won nine without a loss and has 15 saves while chalking up a 1.80 era (21 earned runs in 105 innings) . . . Paced O's relief staff in 1972 with eight saves . . . Used as occasional starter in 1971, his first year with O's . . . All four wins that year were as a starter . . . Won 14 games for Philadelphia in 1969 with 13 complete games and was named to National League all star team but did not get into game . . . Worked mostly in relief for Phillies in 1965-66, his first two years in majors . . . Pitches: fastball, slider, curve, change-up.

Attended Bowling Green University . . . Purchased home in Puerto Rico in 1972, his wife's native area . . . He and his wife, Millie, were married January 10, 1968 and are the parents of three children: Debra Marie (2/11/69), Sheyda Yolanda (12/19/69) and Grant Jr. (9/29/73).

## JESSE JEFFERSON

Born: Mar. 3, '50; 6'3"; 195; Bats, R; Throws, R.

Year	Club	W	L	SVS	G	GS	CG	SHO	IP	H	R	ER	BB	SO	ERA
1968	Bluefield*	3	7	0	16	12	3	0	69	64	65	39	66	99	5.09
1969	Miami	0	0	0	2	0	0	0	7	1	2	1	8	9	1.29
1969	Bluefield	0	7	0	10	7	0	0	34	29	37	31	51	54	8.21
1970	Stockton	8	16	0	26	26	9	3	157	129	89	64	123	177	3.67
1971	Dallas-Ft. Worth	12	11	0	27	27	7	2	172	144	84	66	109	150	3.45
1972	Asheville	5	4	0	11	11	2	0	71	70	37	26	33	55	3.30
1972	Rochester	6	3	0	17	17	5	2	103	79	35	28	68	66	2.45
1973	Rochester	6	2	0	10	10	4	0	66	52	29	25	53	39	3.41
1973	Baltimore	6	5	0	18	15	3	0	101	104	53	46	46	52	4.10

Major League Totals 6 5 0 18 15 3 0 101 104 53 46 46 52 4.10

\*Signed with Baltimore affiliate on 6/8/68 . . . selected in 1968 summer draft regular phase (Baltimore's 4th selection).

Born in Midlothian, Va., still lives there . . . Made impressive major league debut June 23, 1973 against Boston at Fenway Park, eight days after recall from Rochester . . . Went 10 innings to defeat Red Sox, 2-1, while pitching seven-hitter . . . Was one strike from victory when Rico Petrocelli hit home run off him to send game into extra innings . . . Did best pitching against Boston and Detroit . . . Had 2-1 records against both clubs . . . Defeated Red Sox, 8-2, on August 3 when he struck out nine and retired 17 batters in succession at one point . . . His other complete game was September 18 when he beat Tigers and Mickey Lolich, 6-2.

Throws hard but has control problems on occasion . . . Pitches: fastball, hard curve, slider, change-up . . . Allowed 11 home runs in first 53 innings with O's in 1973 but only one in his last 23 frames . . . Looked outstanding in spring training last year with O's . . . Recalled from Rochester after Birds dealt Orlando Pena to St. Louis June 15 . . . Has always been considered top-notch prospect . . . Ranked among Texas League strikeout leaders in 1971 when he turned in first winning season of pro career . . . Signed by Walter Youse and Dick Bowie . . . Single.

## DAVE JOHNSON

Born: Oct. 4, '48; 6'1"; 183; Bats, R; Throws, R.

Year	Club	W	L	SVS	G	GS	CG	SHO	IP	H	R	ER	BB	SO	ERA
1967	Bluefield*	3	1	..	13	6	1	1	47	45	26	19	33	40	3.64
1968	Aberdeen	4	8	0	17	13	1	0	78	79	45	34	38	80	3.92
1969	Aberdeen	6	2	8	27	2	0	0	61	53	18	16	30	69	2.36
1970	Stockton	4	4	0	31	2	0	0	76	56	35	23	33	81	2.72
1971	Stockton	13	12	4	34	17	9	1	158	137	92	71	75	165	4.04
1972	Asheville	7	4	9	50	0	0	0	98	91	52	41	32	89	3.77
1973	Rochester	8	5	9	49	0	0	0	102	87	42	36	51	83	3.18

\*Signed by Baltimore affiliate as free agent on 6/15/67 . . . selected in 1967 summer draft regular phase (Baltimore's 5th selection).

Born in Abilene, Tex., still makes home there . . . Appeared in most games (49) among International League pitchers in 1973 . . . Recorded nine saves for Rochester . . . Used strictly in relief for second straight year . . . Fanned 83 in 102 innings . . . Pitched last winter for La Guaira in Venezuelan League . . . Has degree in physical education from McMurray State College in Texas . . . Signed by Dee Phillips . . . Trained in 1973 with O's . . . No relation to O's former second baseman of same name . . . He and his wife, Karen, were married May 16, 1970.

73



**Born:** Sept. 8, '52; 6'2"; 195; Bats, L; Throws, R.

Year	Club	W	L	SVS	G	GS	CG	SHO	IP	H	R	ER	BB	SO	ERA
1971	Bluefield*	5	3	0	9	8	2	2	52	57	29	20	6	34	3.46
1972	Lodi	9	8	0	34	14	6	1	135	143	70	52	37	97	3.93
1973	Lodi	14	7	0	28	27	16	3	207	184	79	57	35	139	2.48

Born in Asheville, N. C., lives in Candler, N. C. . . . Has pitched last two years at Lodi in California League . . . Unanimous selection to league's all star team in 1973 . . . Tied for league leadership with 16 complete games . . . O's like in-born competitiveness . . . Signed as undrafted free agent . . . First attracted O's attention at tryout camp in Bluefield, W. Va. . . . Had rail-thin build at that time . . . Told to go home and put on weight . . . Added 20 pounds and compiled 13-3 record while pitching his high school (Enka) to state championship in senior year . . . First time in major league training camp . . . Single.

**Born:** Oct. 31, '42; 5'11"; 191; Bats, R; Throws, L.

Year	Club	W	L	SVS	G	GS	CG	SHO	IP	H	R	ER	BB	SO	ERA
1961	Ardmore*	8	3	..	4	4	0	0	19	18	18	13	18	19	6.16
1961	Appleton	0	10	..	25	21	7	0	140	123	78	65	96	155	4.7
1962	Elmira	15	11	..	34	28	13	4	196	153	82	67	115	195	3.08
1962	Baltimore	1	0	..	1	1	1	1	9	2	0	0	3	4	0.00
1963	Baltimore	7	8	..	29	20	2	0	126	133	67	64	55	78	4.57
1964	Baltimore	9	11	..	30	23	5	3	159	157	72	65	51	88	3.68
1965	Baltimore	11	6	..	35	29	6	2	199	163	69	63	73	116	2.85
1966	Baltimore	13	6	..	34	33	5	1	213	212	91	75	64	158	3.17
1967	Baltimore	7	7	..	24	22	3	1	119	134	65	60	39	70	4.54
1968	Baltimore	22	10	..	35	35	18	5	273	175	67	59	55	202	1.95
1969	Baltimore	20	7	0	41	40	11	4	269	232	103	96	84	166	3.21
1970	Baltimore	24	9	0	40	40	16	1	296	277	114	106	78	185	3.22
1971	Baltimore	21	5	0	30	30	11	1	224	188	75	72	58	91	2.89
1972	Baltimore	13	17	0	36	36	12	6	241	220	85	79	68	120	2.95
1973	Baltimore	17	17	0	38	38	17	4	266	247	100	95	81	87	3.21

Born in Billings, Mont., now lives in Lutherville, Md.

1973 Season: Dave went through a streaky year, starting with three consecutive wins followed by six straight losses, then two more wins and three more losses . . . Dropped three of his last four decisions to finish with a .500 record . . . Did his best pitching between June 27 and September 11 when he posted 11-5 record . . . He was involved in 10 shutouts, including six when he was the victim . . . Three were by 1-0 scores, two by 2-0 and the other was 3-0 . . . His four shutouts raised his career total to 29, a club record . . . Narrowly averted serious injury when he was struck above left ear by line drive off bat of Cleveland's Chris Chambliss in first game of July 26 two-night doubleheader . . . Suffered abrasions and bruises of ear canal and missed one start.

Had 17 game winning streak that lasted nearly five years against Teax (nee Washington), which ended August 28 when Rangers beat him, 5-3 . . . Streak started when Rangers were in Washington and the loss was his first to that club since September 12, 1968 . . . During the streak he started 21 times and pitched 12 complete games, three shutouts and had a 1.65 earned run average . . . He defeated the Rangers twice during 1973 to run his lifetime record to 27-5 against that franchise.

He was 8-8 against eastern division clubs and 9-9 vs. western division teams . . . In winning first three starts he allowed only two runs and 10 hits in 27.2 innings . . . Went 3-1 against New York but only 1-3 against Detroit and Oakland . . . He had an 8-6 record after the all star break.

**Hitting:** Has nine lifetime home runs in regular season play (including a grand-slam off Oakland's Chuck Dobson) and all were hit between 1968 and 1972 . . . Also has two homers in world series play: one off Mets' Jerry Koosman in 1969 and the other (a grand-slam) off Cincinnati's Wayne Granger in 1970 World Series . . . The grand-slam is the only one ever hit by a pitcher in world series play.

Career: Club's leading all-time winner with 165 career victories . . . Also holds Orioles career records for games (373), innings (2,394), shutouts (29) and complete games (16) . . . Has compiled 117-65 record in past six seasons . . . Shares two A.L. records with Johnny Allen of 1937 Cleveland Indians as result of 17 straight wins from September 22, 1968 through July 30, 1969—most consecutive wins (17) and most wins at start of season (15) . . . Streak ended August 3, 1969 when Minnesota pinch-hitter Rich Reese hit grand-slam home run off him . . . Had 13 game winning streak in 1971 season, despite missing five weeks because of strained flexor tendons in left elbow.

Holds or shares several club pitching marks for single season: most wins (24), most starts (40), most strikeouts (202) and lowest era (1.95) . . . Three-time member of A.L. all star squad ('69-'70-'72) . . . Was losing pitcher in 1972 game won by National League, 4-3, in 10 innings at Atlanta . . . Selected to the American League all star team by *The Sporting News* in 1969, when he also was named "most valuable Oriole" to lead the team . . . Pitched fastball, curve, slider . . . Excellent at moving ball around . . . Excellent control.

**ALCS/WS:** Has performed magnificently in post-season play during career . . . Has 4-2 record in four world series and 3-1 mark in four championship series. Defeated Dodgers, 1-0, on Frank Robinson's home run in fourth and final game of 1966 World Series . . . Pitched 11 inning, three hit shutout against Twins in second game of 1969 ALCS and struck out 11 en route to 1-0 win over Dave Boswell . . . Lost to Mets, 2-1, in second game of 1969 World Series despite route-going sixth-hitter . . . In 1970 he beat Twins in second game of championship series, 11-3, as O's cracked game wide open with seven runs in the 9th and then defeated Reds, 9-3, in game no. 3 of world series.

Won opening game of 1971 ALCS against Oakland, 5-3, then captured two of three decisions in four appearances against the Pirates in the world series: Won first game, 5-3; lost the fifth game, 4-0; won game no. six in relief and also appeared in relief in the seventh and final game . . . He lost to Catfish Hunter, 6-3, in game no. 2 of the 1973 ALCS after yielding four homers . . . It was the first championship series loss for the O's following 10 straight triumphs.

**Miscellaneous:** Signed to big bonus contract with Orioles in 1960 by Jim Russo and Jim Wilson after brilliant career in American Legion ball in Billings . . . His high school did not field team . . . Tossed two hit shutout against Kansas City A's in major league debut September 26, 1962 . . . Has pitched two one-hitters in O's career: October 1, 1964 vs. Washington and May 15, 1969 vs. Minnesota . . . Most disappointing year in career was 1967 when he was bothered by sore elbow and finished with 7-7 record . . . Excellent golfer . . . He and his wife, Jean, are the parents of three children: Jeff (3/19/63), Pamela (6/15/64) and Susan (9/23/69).

**Born:** May 29, '46; 6'1½"; 190; Bats, R; Throws, R.

Year	Club	Pct.	G	AB	R	H	2B	3B	HR	RBI	SB	CS	HP	BB	SO
1968	Huron	.143	4	7	1	1	0	0	0	0	0	0	0	3	3
Year	Club	W	L	SVS	G	GS	SHO	IP	H	R	ER	BB	SO	ERA	
1969	Stanton*	4	4	1	25	10	5	2 116	80	36	30	58	111	2.33	
1970	Dallas-Ft. W.	12	10	0	26	25	10	2 170	149	69	61	83	102	2.33	
1971	Rochester	3	2	11	44	0	0	0 57	49	26	20	28	48	3.16	
1972	Rochester	7	5	7	47	0	0	0 73	66	31	26	38	61	3.21	
1972	Asheville	4	1	0	15	6	0	0 49	50	25	24	27	46	4.41	
1973	Rochester	6	3	0	15	13	3	2 72	53	27	22	29	41	2.75	

†Signed by Baltimore affiliate as free agent on 1/16/ 69 . . . was released by Phillies as a catcher then signed by Baltimore as pitcher.

On Rochester roster . . . Born in Batesville, Indiana, and now lives in Greensburg, Indiana . . . Started pro career as a catcher in the Phillies system, but was released in 1968 . . . Jim Frey, then an Orioles scout, signed him as a righthanded pitcher for the Birds in 1969 . . . Can both start and relieve . . . Has good fastball and much improved curve . . . 1968 graduate of Utah State . . . Pitched in Mexico last two winters . . . Married.

**Born:** Aug. 19, '49; 6'1"; 195; Bats, R; Throws, R.

Year	Club	W	L	SVS	G	GS	CG	SHO	IP	H	R	ER	BB	SO	ERA
1972	Asheville*	16	8	0	26	26	8	4	178	168	73	64	53	149	3.24
1973	Rochester	8	7	0	27	27	4	0	152	151	83	70	83	93	4.14

\*Signed by Baltimore affiliate as a free agent on 6/8/71 . . . selected in 1970 summer draft secondary phase (Baltimore's 1st selection).

On Rochester roster . . . One of top pitching prospects in Orioles farm system . . . Born and still resides in Worcester, Mass . . . John Stokoe, Walter Youse and Ray Scarborough received major credit for recommending and signing him . . . Was 31-5 in three summers in the tough Cape Cod League as an amateur . . . Attended Old Dominion College for three years.

**Born:** Sept. 24, '40; 5'7½"; 175; Bats, R; Throws, R.

Year	Club	Pct.	G	AB	R	H	2B	3B	HR	RB	SB	CS	HP	BB	SO
1962	St. Cloud*	.291	125	440	70	128	22	8	13	69	4	..	7	96	77
1963	Stockton	.333	130	457	104	152	28	8	10	92	24	4	4	90	58
1964					In military service										
1965	Appleton	.275	44	167	24	46	4	1	6	20	9	3	1	19	26
1966	Elmira	.287	112	394	72	113	19	7	11	62	21	5	10	71	78
1966	Rochester	.336	27	104	22	35	5	3	4	13	3	2	0	12	13
1967	Rochester	.323	113	387	83	125	29	4	18	70	2	7	5	72	64
1967	Baltimore	.200	27	65	5	13	2	0	2	9	0	1	2	5	14
1968	Baltimore	.198	83	217	27	43	7	0	8	25	1	3	1	31	43
1969	Baltimore	.303	56	89	15	27	6	0	6	21	3	1	1	13	10
1970	Baltimore	.226	52	84	16	19	3	1	3	19	1	2	1	18	20
1971	Baltimore	.189	38	53	13	10	1	0	4	8	0	0	0	10	12
1972	Milw.-Cal.†	.156	48	45	7	7	1	0	1	3	0	0	0	6	14
1972	Salt Lake City	.320	26	75	15	24	3	0	5	15	1	0	2	19	17
1973	Salt Lake City	.152	28	66	10	10	2	1	4	14	3	0	2	14	15
1973	Birmingham	.213	31	89	19	19	4	0	6	11	0	0	0	28	22
1973	Rochester‡	.222	33	81	17	18	4	0	2	11	1	0	1	30	17
1973	Baltimore	.333	5	6	2	2	0	0	1	4	0	0	0	1	0

Major League Totals	.216	309	559	85	121	20	1	25	89	5	7	5	84	114
---------------------	------	-----	-----	----	-----	----	---	----	----	---	---	---	----	-----

## CURT MOTTON

\*Contract selected in "AAA" draft by Rochester from St. Cloud (Chi. Cubs) for \$12,000 draft price on 11/26/62.

†Contract assigned to Milwaukee for "player to be named later" on 12/9/71 . . . Orioles acquired contract of pitcher Bob Reynolds on 3/23/72 to complete transaction.

‡Signed as free agent by Baltimore affiliate (Rochester) on 7/18/73.

On Rochester roster . . . Born in Darnell, La., makes home in Randallstown, Md. . . Rejoined O's for last two weeks of 1973 season and hit three-run homer against Cleveland in final game of year . . . Bounced around for two seasons since he was dealt to Milwaukee for Bob Reynolds in March 1972 . . . Started '73 season with Salt Lake City (PCL) as property of Angels . . . Assigned briefly to A's farm club at Birmingham (Southern League) . . . Returned to Salt Lake City and drew release in mid-season . . . Signed as free agent July 18 by O's Rochester farm club . . . Hit home run against O's in exhibition game at Rochester August 30 . . . Purchased by Orioles September 13.

Served effectively as reserve outfielder and no. 1 righthanded pinch-hitter for O's 1967-71 . . . Best year was 1969 . . . Won two games with pinch home runs that year and delivered winning run with 11th inning pinch single in 1-0 victory over Minnesota in second game of 1969 ALCS . . . Tied major league record in 1968 with two successive pinch-hit homers . . . Originally signed by Cubs . . . Missed also two full years while serving in military (1963-65) . . . Selected to all star teams three times during earlier minor league days: Appleton (1965), Elmira (1966) and Rochester (1967) . . . He and his wife, Jackie, were married January 31, 1970 and are the parents of a daughter: Simone Nicole (2/10/71).

## JIM PALMER

Born: Oct. 15, '45; 6'3"; 196; Bats, R; Throws, R.

Year	Club	W	L	SVS	G	GS	CG	SHO	IP	H	R	ER	BB	SO	ERA	
1964	Aberdeen*	11	3	..	19	19	9	4	129	75	42	36	130	107	2.51	
1965	Baltimore	5	4	..	27	6	0	0	92	75	49	38	56	75	3.72	
1966	Baltimore	15	10	..	30	30	6	0	208	176	83	80	91	147	3.46	
1967	Baltimore	3	1	..	9	9	2	1	49	34	18	16	20	23	2.94	
1967	Rochester	0	0	..	2	2	0	0	7	12	9	9	5	6	11.57	
1967	Miami	1	1	..	5	5	0	0	27	20	6	6	10	16	2.00	
1968	Elmira	0	2	..	6	6	0	0	25	18	13	12	19	26	4.32	
1968	Rochester	0	0	..	2	2	0	0	4	4	6	6	8	6	13.50	
1968	Miami	0	0	..	2	2	0	0	8	4	2	0	9	5	0.00	
1969	Baltimore	16	4	..	0	26	23	11	6	181	131	48	47	64	123	2.34
1970	Baltimore	20	10	..	0	39	39	17	5	305	263	98	92	100	199	2.71
1971	Baltimore	20	9	..	0	37	37	20	3	282	231	94	84	106	184	2.68
1972	Baltimore	21	10	..	0	36	36	18	3	274	219	73	63	70	184	2.07
1973	Baltimore	22	9	..	1	38	37	19	6	296	225	86	79	113	158	2.40

Major League Totals	122	57	1	217	93	24	1687	1354	549	499	620	1093	2.66
---------------------	-----	----	---	-----	----	----	------	------	-----	-----	-----	------	------

\*Signed by Baltimore affiliate as free agent on 8/16/63.

Born in New York City, raised in Los Angeles and Scottsdale, Ariz., but makes home in Timonium, Md., a Baltimore suburb.

1973 Season: Best year of career culminated with "Cy Young Award" in American League . . . Named first on 14 of 24 ballots and second on six others . . . Also chosen "Most Valuable Oriole" for second straight year and finished second to A's Reggie Jackson in A.L. "mvp" balloting . . . Led A.L. pitchers with 2.40 era and reached career high with 22 wins . . . Led O's staff, in addition to victories, with 19 complete games, 296 innings pitched, 156 strikeouts and six shutouts . . . Has won at least 20 four straight years.

Did not get first win until April 28 (fourth start) . . . Won 10 in succession from July 14 thru August 26, dropped two straight and then finished with four wins in last five decisions . . . Got 20th victory against Milwaukee in first game of September 12 two-nighter . . . Fired one-hitter against Cleveland July 27 (first game) . . . Only hit was 8th inning single by George Hendrick . . . Second one-hitter in O's career . . . Pitched other against New York May 12, 1967 . . . Came close to throwing perfect game against Texas June 16, after complaining of not feeling well before game . . . Retired 25 straight before Ken Suarez singled to center with one out in 9th . . . Finished game with two-hit, 9-1 triumph . . . Made rare relief appearance July 3 (first game) against Milwaukee . . . Hurlled one inning to get first major league save . . . Had made 141 starts since last previous relief job June 28, 1969 . . . Also relieved in final game of '73 playoffs.

Had 11-6 record at all star break, but was not selected to A.L. all star squad . . . Went 12-3 vs. Western clubs and 10-6 against Eastern clubs . . . Posted 14-4 record on road with 2.22 era . . . Compiled 9-1 mark in day games with glittering 1.68 earned run average.

Career: Has 99-42 record in last five years . . . His career won-lost percentage (.682) is best among active pitchers in either major league . . . Pitched no-hitter against Oakland August 13, 1969, just four days after coming off disabled list . . . Six of 24 career shutouts have been against Cleveland . . . Has made great comeback since back and shoulder miseries nearly ruined career in 1967-68 . . . Pitched only two games for O's between June 8, 1967 and start of 1969 season because of physical problems . . . Worked briefly with several O's farm clubs in effort to rid self of these ailments . . . Rebounded with 16-4 record in 1969, despite spending 42 days on disabled list with torn muscle in lower back.

Signed to bonus contract with O's by Jim Russo and Jim Wilson . . . Hurlled no-hitter for Aberdeen (Northern League) in first pro season (1964) . . . Protected by Orioles as first-year player in 1965 . . . Led O's pennant winners in 1966 with 15 victories.

All Star Games: Has allowed no runs and only three hits in eight innings against National League in three appearances ('70, '71, '72) . . . Started 1970 game at Cincinnati and 1972 game at Atlanta . . . Pitched one-hit ball in three frames in '72 game . . . Has eight strikeouts and walked only two in all star competition.

ALCS/WS: Has been winning pitcher in all four A.L. pennant clinching games for O's . . . Defeated K.C. September 22, 1966 to wrap up first A.L. title for O's . . . Won final game in each of O's three-game ALCS sweeps 1969-70-71 . . . Blanked A's, 6-0, in first game of 1973 ALCS with 12 strikeouts . . . Started fourth game but lasted only 1.1 innings (but O's ultimately won), then worked last 4.1 innings in relief of Doyle Alexander in 5th game the following day, allowing no runs and only two hits.

Has 3-1 world series record . . . Defeated Dodgers, 6-0, in second game of 1966 Series to become youngest pitcher in series history to pitch shut-out . . . Losing pitcher in that game was Sandy Koufax in final major league appearance . . . Won opening game of '70 Series against Cincinnati and second game of '71 Series against Pittsburgh . . . Only loss was to Mets in third game of '69 Series.

Miscellaneous/Personal: Excellent golfer . . . Teamed with ex-Colt Willie Richardson to win Astro-Jet golf tournament in Puerto Rico in 1972 and won sports car for best drive in hole-in-one contest . . . Outstanding all-around athlete, was all-state Arizona in baseball, basketball and football while at Scottsdale high . . . Participated in Superstars competition in Florida in January 1974 . . . Had been leading rebounder and second highest scorer on Birds' basketball team until past winter when busy personal appearance schedule kept him from playing . . . Actively serves as national sports chairman for Cystic Fibrosis Research Foundation . . . Accomplished after-dinner speaker . . . He and his wife, Susan, were married February 25, 1964 and are the parents of two daughters: Jamie Michelle (11/16/66) and Kelly Christina (6/5/69).

## JOHN "BOOG" POWELL

Born: Aug. 17, '41; 6'4"; 250; Bats, L; Throws, R.

Year	Club	Pct.	G	AB	R	H	2B	3B	HR	RBI	SB	CS	HP	BB	SO
1959	Bluefield*	.351	56	191	39	67	7	0	14	59	1	..	1	19	18
1960	Fox Cities	.312	136	497	83	155	23	3	13	100	2	..	11	79	89
1961	Rochester	.321	142	486	86	156	26	5	32	92	0	..	2	53	118
1961	Baltimore	.077	4	13	0	1	0	0	0	1	0	0	0	0	2
1962	Baltimore	.243	124	400	44	97	13	2	15	53	1	1	2	38	79
1963	Baltimore	.265	140	491	67	130	22	2	25	82	1	2	0	49	87
1964	Baltimore	.290	134	424	74	123	17	0	39	99	0	0	2	76	91
1965	Baltimore	.248	144	472	54	117	20	2	17	72	1	1	4	71	93
1966	Baltimore	.287	140	491	78	141	18	0	34	109	0	4	1	67	125
1967	Baltimore	.234	125	415	53	97	14	1	13	55	1	3	2	55	94
1968	Baltimore	.249	154	550	60	137	21	1	22	85	7	1	3	73	97
1969	Baltimore	.304	152	533	83	162	25	0	37	121	1	1	1	72	76
1970	Baltimore	.297	154	526	82	156	28	0	35	114	1	1	5	104	80
1971	Baltimore	.256	128	418	59	107	19	0	22	92	1	0	4	82	64
1972	Baltimore	.252	140	465	53	117	20	1	21	81	4	0	4	65	92
1973	Baltimore	.265	114	370	52	98	13	1	11	54	0	2	0	85	64

Major League Totals	.266	5568	759	230	10	1018	18	16	28	837	1045
	1653	1483	291								

\*Signed by Baltimore affiliate as free agent on 6/13/59.

Born in Lakeland, Fla., but grew up in Key West . . . Owns home in Baltimore but lives in Miami during off-season.

1973 Season: Went through disappointing season and ended with lowest home run output in 12 year career with O's . . . Hit only one home run (April 27 vs. Oakland) during first two months of season . . . Suffered injury to right shoulder against Kansas City June 13 which curtailed long-range power and playing time . . . Appeared in only 114 games (fewest in career) and 54 rbi total was second lowest of major league career . . . Most productive stretch of year was 11 game span June 28 thru July 11 when he hit .361 (13-for-36) with four homers and 13 rbi . . . Batted only .226 through June 1, but hit .288 after that . . . Second on club with 85 walks . . . Got 1,000th career rbi with solo homer off Cleveland's Gaylord Perry in first game of July 26 two-nighter . . . Despite restricted playing time, battered New York pitching for .536 average with 15-for-28 . . . Appeared in only one game of 1973 ALCS against Oakland . . . Was first Orioles veteran to agree to 1974 contract terms.

Home Runs: O's all-time leader with 291 . . . Has hit six career grand-slams (three at home) (see page 10 for details) . . . Most prolific season was 1964 when he hit 39 . . . Has hit three homers in a game three times, all on road: 8/10/63 at Washington, 6/27/64 at Washington, 8/15/66 at Boston . . . Has hit two in a game 15 times, five at home . . . Was last to hit "Brooklyn Avenue" home run at old Municipal Stadium in Kansas City (7/21/72) . . . Belted homer over right field roof at Tiger Stadium 7/5/69 . . . First to hit home run over center field hedge at Memorial Stadium . . . It was 469' drive off Boston's Don Schwall on 6/22/62 . . . Harmon Killebrew has since hit one two feet farther into same sector.

Honors: Named to A.L. all star team every year between '68 and '71 . . . Selected as starter at first base in '69, '70 and '71, but did not play in '71 game because of wrist injury . . . Has .111 average (1-for-9) in all star competition . . . "Most Valuable Player" in American League in 1970 . . . Chosen to A.L. all star team by *The Sporting News* in '66, '68, '69 and '70 . . . Picked "Most Valuable Oriole" in '69 and '70 . . . Named A.L. "Comeback Player of the Year" in 1966 by *The Sporting News* . . . Selected to all-time favorite Orioles team in fan vote in 1969.

## BOOG POWELL

WS/ALCS: Has .234 average (18-for-77) in four world series . . . Has played in all 21 of Orioles world series games . . . Was Birds' leading hitter in '66 and '69 series . . . Batted .357 (5-for-14) in '66, .263 (5-for-19) vs. Mets in '69, .294 (5-for-17) in '70 vs. Reds with two homers and five rbi, and .111 (3-for-27) against Pirates in '71.

Has lifetime mark of .341 (14-for-41) with four homers for four ALCS . . . Hit two homers despite injured wrist in second game vs. Oakland in '70, both off Jim Hunter . . . Boog's 9th inning game tying home run off Jim Perry in the first game of the first ALCS in '69 made possible Birds' dramatic 12th inning, 4-3 win over the Twins on Paul Blair's surprise two strike, two out bunt that scored Mark Belanger from third. The next day Boog scored the winning run from second in the 11th on Curt Motton's single.

Miscellaneous/Personal: Led A.L. in slugging pct. (.606) in 1964 . . . Tied A.L. record with 11 rbi during doubleheader vs. K.C. A's on 7/6/66 . . . Was Birds' most productive hitter on '71 Japan trip with six homers and 14 rbi (18 game schedule), and hit .397 (second to Ellie Hendricks).

Signed by Orioles out of Key West High School where he enjoyed standout career in football and baseball . . . Jim Russo and the late Fred Hofmann signed him . . . Expert fisherman . . . He and his wife, Janet, were married on 7/9/62, and are the parents of three children: John Jr. (6/25/63), Jennifer (11/3/66) and Jill (6/4/71).

## MIKE REINBACH

Born: Aug. 6, '49; 6'2"; 195; Bats, L; Throws, R.

Year	Club	Pct.	G	AB	R	H	2B	3B	HR	RBI	SB	CS	HP	BB	SO
1970	Miami*	.294	126	422	87	124	14	8	1	44	34	9	3	87	40
1971	Dallas-Ft. W.	.226	118	420	58	95	12	1	2	29	16	7	4	46	59
1972	Asheville	.346	136	488	123	169	32	5	30	109	10	6	4	97	81
1972	Rochester	.389	5	18	5	7	1	3	1	4	0	0	0	4	4
1973	Rochester	.255	93	286	41	73	7	0	11	33	2	0	1	62	53

\*Signed by Baltimore affiliate as free agent on 1/26/70 . . . selected in 1970 winter draft secondary phase (Baltimore's 1st selection).

Born in San Diego, Cal., lives in El Cajon, Cal. . . Series of injuries slowed him down at Rochester in 1973 . . . Most serious was sprained right ankle suffered shortly after season opened . . . Sidelined nearly a month . . . Showed good power during limited playing time . . . Co-winner of Topps Award as "Minor League Player of the Year" for 1972 while with Asheville . . . Led Southern League in seven categories: batting (.346), runs (123), hits (169), total bases (301), doubles (32), home runs (30) and runs batted in (109) . . . Shared award with Dodgers Tom Paciorek, then with Albuquerque . . . Also named Topps player of the year in Southern League and to Topps double-A all star team.

Originally taken by Yankees in June 1969 free agent draft . . . Passed up contract to attend U.C.L.A. on football scholarship . . . Outstanding high school quarterback . . . Quit sport after suffering separation of left shoulder while playing freshman ball . . . Played last winter with Jim Frey's Magallanes club in Venezuela and hit .258 in 27 games . . . He and his wife, Susan, were married February 14, 1970.

## BOB REYNOLDS

Born: Jan. 21, '47; 6'0"; 200; Bats, R; Throws, R.

Year	Club	W	L	SVS	G	GS	CG	SHO	IP	H	R	ER	BB	SO	ERA
1966	Twin Falls	8	1	..	11	11	5	2	86	66	29	23	30	147	2.41
1966	Fresno	2	0	..	3	3	2	1	28	11	1	1	6	36	0.32
1967	Fresno														
1968	Amarillo	8	6	..	18	18	8	2	116	115	59	53	42	120	4.11
1969	Vancouver	5	3	4	23	8	1	1	67	60	25	23	22	54	3.09
1969	Montreal	0	0	0	1	1	0	0	1	3	6	3	3	2	27.00
1970	Winnipeg	7	15	0	43	16	4	0	133	142	93	77	60	117	5.21
1971	Winnipeg	4	2	4	20	4	2	0	61	44	20	14	19	63	2.07
1971	St. Louis	0	0	0	4	0	0	0	7	15	8	8	6	4	10.29
1971	Evansville	2	1	0	4	0	0	0	7	33	10	10	22	45	1.73
1971	Milwaukee	0	1	0	3	0	0	0	6	4	2	2	3	4	3.00
1972	Rochester*	8	7	9	45	7	1	1	95	64	23	18	47	107	1.71
1972	Baltimore	0	0	0	3	0	0	0	10	8	2	2	7	5	1.80
1973	Baltimore	7	5	9	42	1	0	0	111	88	27	24	31	77	1.95

Major League Totals 7 6 9 53 2 0 0 135 118 45 39 50 90 2.60  
\*Acquired from Milwaukee Brewers in deal for Curt Motton on 3/23/72 . . . contract assigned to Rochester at time of deal.

Born in Seattle, Wash., now lives in Amarillo, Tex. . . Did excellent job as middle and late inning relief pitcher for O's in 1973, his first full year in majors . . . Had best era (1.86) on staff . . . Took over as no. 1 right-handed reliever in mid-season . . . Picked up two wins and six saves after all star break . . . Won four times without a loss between June 9 and July 4 . . . Made one start, second game of July 3 twin bill vs. Milwaukee, but was not involved in decision . . . Picked up his first major league win, against Detroit, on April 20.

Five of his wins were against eastern division clubs and six of his saves against western division foes . . . Longest stint of season was against

Texas June 1 . . . Pitched 7.1 innings and allowed only four hits but ended up 4-3 loser in game that went 14 innings . . . Earned four saves on behalf of Dave McNally and three for Mike Cuellar . . . Allowed only three home runs in 111 innings . . . Gave up only four earned runs in 42 innings (covering 16 appearances) from July 27 through September 13 . . . Suffered broken bone in right hand during spring training while chasing dog through his apartment . . . Placed on disabled list and not activated until April 14 . . . Made only one spring training appearance before injury sidelined him . . . Pitches: fastball, slider, change-up.

Pitched last winter for Frank Robinson's Santurce club in Puerto Rican League . . . Carries nickname "Bullet" because of hard-throwing style . . . First joined Orioles late in 1972 season and made three impressive relief showings . . . Originally signed by Giants . . . Has seen brief major league service with Cardinals, Brewers and Expos . . . He and his wife, Cindy, were married September 7, 1968.

## BROOKS ROBINSON

Born: May 18, '37; 6'1"; 190; Bats, R; Throws, R.

Year	Club	Pct.	G	AB	R	H	2B	3B	HR	RBI	SB	CS	HP	BB	SO
1955	York*	.331	95	354	72	117	17	3	11	67	1	..	6	47	64
1955	Baltimore	.091	6	22	0	2	0	0	0	1	0	0	0	0	10
1956	San Antonio	.272	154	577	72	157	28	6	9	74	1	2	4	54	55
1956	Baltimore	.227	15	44	5	10	4	0	1	1	0	0	0	1	5
1957	Baltimore	.239	50	117	13	28	6	1	2	14	1	0	1	7	10
1957	San Antonio	.266	33	124	10	33	5	1	1	9	0	1	0	5	16
1958	Baltimore	.238	145	463	31	110	16	3	3	32	1	2	5	31	51
1959	Baltimore	.284	88	313	29	89	15	2	4	24	2	2	17	37	47
1959	Vancouver	.331	42	163	20	54	9	2	6	30	2	1	0	6	14
1960	Baltimore	.294	152	595	74	175	27	9	14	88	2	2	0	35	49
1961	Baltimore	.287	163	668	89	192	38	7	7	61	1	3	4	47	57
1962	Baltimore	.303	162	634	77	192	29	9	23	86	3	1	1	42	70
1963	Baltimore	.251	161	589	67	148	26	4	11	67	2	3	1	46	84
1964	Baltimore	.317	163	612	82	194	35	3	28	118	1	0	4	51	64
1965	Baltimore	.297	144	559	81	166	25	2	18	80	3	0	2	47	47
1966	Baltimore	.269	157	620	91	167	35	2	23	100	2	3	5	56	36
1967	Baltimore	.269	158	610	88	164	25	5	22	77	1	3	4	54	54
1968	Baltimore	.253	162	608	65	154	36	6	17	75	1	1	4	44	55
1969	Baltimore	.234	156	598	73	140	21	3	23	84	2	1	3	56	55
1970	Baltimore	.276	158	608	84	168	31	4	18	94	1	1	4	53	53
1971	Baltimore	.272	156	589	67	160	21	1	20	92	0	0	3	63	50
1972	Baltimore	.250	153	556	48	139	23	2	8	64	1	0	2	43	45
1973	Baltimore	.257	155	549	53	141	17	2	9	72	2	0	3	55	50

Major League Totals .271 9354 2539 65 1230 26 23 48 748 881  
2504 1117 430 251

\*Signed by Baltimore as free agent on 6/1/55.

Born in Little Rock, Ark., makes home in Lutherville, Md.

1973 Season: Struggled at plate during first half of season but staged strong second half surge to finish at respectable level . . . Reached all star break with average at .228, but hit .294 (70-for-238) after that point . . . Had three hits, including home run, and drove in five runs against California in last game before all star respite . . . Smashed two homers off Milwaukee's Jim Colborn to help spark 10-0 opening day win . . . Singled against California May 4 to set all-time major league record for hits by a third baseman (2,417), surpassing Pie Traynor's mark . . . Reached 2,500 level in hits with single against Minnesota August 20 . . . Had four safeties against Kansas City August 12 . . . Hit only two home runs after all star break . . . Batted .315 during September . . . Hit .250 (5-for-20) in 1973 ALCS against Oakland . . . Started two "around-the-horn" triple plays in field for O's—July 7 vs. Oakland and September 20 vs. Detroit . . . He has started three of the five triple plays executed by the Birds in their 20 years in Baltimore. Conversely, he has been the batter in four of the 10 executed by Orioles' opponents in this period, but only one of these was ground ball type triple play (see page 18).

Honors: "Most Valuable Player," 1970 World Series . . . "Most Valuable Player," 1966 Major League all star game . . . American League "Most Valuable Player," 1964 . . . Finished second in American League "MVP" balloting in 1966 and third twice (1960 and 1965) . . . "Most Valuable Oriole" four times (1960-62-64-71) . . . Named to the American League all star team by *The Sporting News* nine times (1961-62-64-65-66-67-68-71-72) . . . Selected all time favorite Oriole in fan vote, 1969 . . . Won Hickok Belt in January 1971 . . . Named to every American League all star team since 1960 and has played in 17 straight games . . . Winner of "Gold Glove" award as best defensive third baseman in every year since 1960 (14 straight) . . . Honored by Advertising Club of Baltimore as city's "Man of the Decade," January 1972 . . . Recipient of Commissioner's Trophy (now known as Roberto Clemente Award) in February 1972 as player "who best typifies the game of baseball both on and off the field" . . . Was chosen from among three other finalists (Kaline, Killebrew, Banks) . . . Willie Mays was only previous winner.

Fielding: Holds following major league records for third basemen: most games, career (2,488); most assists, career (5,315); most chances accepted, excluding errors (7,736); most doubleplays, career (531); highest fielding average, career, 1,000 or more games, .971 (230 errors in 7,966 total chances); most years leading third basemen in fielding average (10) . . . Holds following American League records for third basemen: most games, season, 163 (1961, 1964); most years leading in games, 8; most years leading in assists, 7 . . . Winner of 14 straight "Gold Glove" awards (1960-73) . . . Committed three errors in one inning (6th) against Oakland July 28, 1971.



## BROOKS ROBINSON

**All Star Play:** Has .310 batting average (13-for-42) while appearing in 17 straight all star games dating back to 1960 . . . Selected "Most Valuable Player" in 1966 at St. Louis where he had three hits, including a triple, while handling eight chances in the field . . . Homered in 1967 game . . . Hits include three triples . . . Has handled 43 total chances in field without committing an error . . . Leading A.L. vote-getter in 1971 fan balloting (1,110,469) . . . Has been chosen to start for A.L. last three years by fan vote . . . Overall, has been a starter in 10 all star games.

**WS/CS Play:** Among leading hitters in 1971 World Series . . . Batted .318 (7-for-22) and paced O's with five rbi . . . Performance in 1970 Series ranks among greatest ever by an individual . . . Selected "most valuable player" . . . Tied record for most hits in five game series while batting .429 (9-for-21) . . . Hits included two doubles and two homers, and he drove in six runs . . . Had four hits in fourth game . . . Charged with error on first fielding play of series but was both brilliant and flawless after that . . . Batted only .053 (1-for-19) in 1969 Series vs. Mets, and batted only .214 (3-for-14) in 1966 classic, but hit a key home run in his first world series plate appearance in first inning of first game that year . . . Has committed only three errors in 75 world series chances.

**Hit .250 (5-for-20) in 1973 championship series, but still maintains lifetime ALCS average of .404 (23-for-57) for 14 games . . . In earlier ALCS he hit: 1969, .500 (7-for-14); 1970, .583 (7-for-12); and 1971, .364 (4-for-11).**

**Career:** Has been with the O's for all or part of each of the last 19 seasons starting with 1955, the Birds second year in the league . . . Led A.L. in rbi with 118 in '64 . . . Has hit six grand-slams in his career (see page 10 for details) . . . Has been "beamed" by pitched balls seven times in his career by: Earl Wilson ('55), Ned Garver ('57), John Buzhardt ('63), Phil Niekro ('67), Steve Blass ('68), Mike Nagy ('70) and Woodie Fryman (9/12/72 in Detroit) . . . Twice in career has put together strings of eight consecutive hits: 7/10 thru 7/15/60 and 8/21 thru 8/23/63.

**Durability:** Brooks has played in 2,275 of the Orioles last 2,323 games (98%) since being recalled from the minors for the last time during the 1959 all star break, i.e. has missed only 48 games in 14½ years . . . He has missed more than seven games only once—that was in 1965 because of a fractured thumb (from a pitch by Hank Aguirre) and a shoulder injury . . . In eight years since that time, he has missed only 26 games, and 16 of those were played after the Orioles had clinched either the pennant or the division title and Brooks was being rested for the post-season events.

**Opening Days:** He has a lifetime average of .324 (22-for-68) for 17 opening days starting in 1957, and has hit six home runs (including two last year) while driving in 15 runs.

**Personal:** Orioles player representative . . . Retains interest in sporting goods store which bears his name in Baltimore and the Gorsuch House Restaurant near Memorial Stadium . . . Originally signed by Arthur Ehlers . . . He and his wife, Connie, were married in 1960 and are the parents of four children: Brooks David (7/24/61), Chris (2/22/63), Michael (3/11/64) and Diana (2/22/68).

## SERGIO ROBLES

**Born: Apr. 16, '46; 6'1"; 175; Bats, R; Throws, R.**

Year	Club	Pct.	G	AB	R	H	2B	3B	HR	RBI	SB	CS	HP	BB	SO
1968	Bakersfield	.273	91	286	36	78	11	3	4	31	6	3	2	12	52
1969	Bakersfield	.270	104	382	43	103	7	5	8	51	15	3	3	23	77
1970	Bakersfield	.251	99	350	44	88	14	2	3	34	5	5	2	22	61
1971	Spokane*	.265	90	309	32	82	15	0	1	22	2	2	0	12	34
1972	Rochester	.266	96	289	22	77	8	2	5	29	1	1	4	15	40
1972	Baltimore	.200	2	5	0	1	0	0	0	0	0	0	0	0	0
1973	Rochester	.207	113	376	24	78	18	1	1	34	2	1	2	26	46
1973	Baltimore	.077	8	13	0	1	0	0	0	0	0	0	0	3	1

**Major League Totals** .111 10 18 0 2 0 0 0 0 0 0 0 0 0 3 1

\*Assigned to Rochester along with outfielder Royle Stillman by Los Angeles Dodgers who also sent pitchers Doyle Alexander and Bob O'Brien to Orioles in deal for Frank Robinson and Pete Richert on 12/2/71.

Born in Magdalena, Sonora, Mexico, and still makes home there . . . Recalled by O's September 13 after 1973 Rochester season ended . . . Only hit was against Detroit September 25 . . . Highly regarded as receiver with excellent arm . . . Made major league debut with O's August 27, 1972 and singled in first time at bat . . . Has spent last three seasons in triple-A ball . . . Signed originally by Puebla in Mexican League . . . Purchased by Dodgers in 1967 . . . Named to California League all star team in 1970 while with Bakersfield . . . Part owner of cattle ranch in Northern Mexico . . . Spends off-season playing in Mexican Winter League with Hermosillo . . . Single.

## MYRL SMITH

**Born: Mar. 22, '52; 6'3"; 190; Bats, R; Throws, L.**

Year	Club	W	L	SVS	G	GS	CG	SHO	IP	H	R	ER	BB	SO	ERA
1971	Bluefield*	5	6	0	13	13	3	2	77	58	44	39	49	72	4.56
1972	Miami	7	7	0	24	18	7	1	133	103	57	45	65	114	3.05
1973	Asheville	9	10	0	26	26	11	3	167	154	89	86	80	99	4.63

\*Signed with Baltimore affiliate on 6/11/71 . . . selected in 1971 summer draft regular phase (Baltimore's 4th selection).

Born in Baltimore, lives in Owings Mills, Md. . . . Highly regarded prospect . . . O's believe he might be best young lefthander in system . . . Pitched much better in 1973 at Asheville than record shows . . . Has very good breaking pitch and change-up . . . Graduate of Franklin High School in Baltimore suburb of Reisterstown . . . Pitched for Johnny's-Leone's amateur powerhouse in Baltimore before starting pro career . . . Signed by Walter Youse . . . Single.

## BOB SNYDER

**Born: Feb. 13, '46; 6'1"; 180; Bats, L; Throws, L.**

Year	Club	W	L	SVS	G	GS	CG	SHO	IP	H	R	ER	BB	SO	ERA
1967	Lewis-Eugene	7	3	..	16	13	7	1	101	89	49	39	52	98	3.48
1968	Spartanburg	6	5	..	11	11	5	0	74	76	38	34	25	57	4.13
1969	Spartanburg	5	6	4	41	2	0	0	62	65	45	29	39	73	4.21
1970	Winston-Salem	13	5	3	34	17	7	2	146	134	56	45	63	94	2.77
1971	Louisville	5	7	1	37	5	2	0	65	73	49	28	25	30	3.88
1972	Louisville	2	5	2	32	2	0	0	46	44	31	27	22	27	5.28
1973	Char.-Roch.*	8	7	5	47	3	1	1	99	107	52	38	39	48	3.45

\*Signed as free agent by Baltimore affiliate (Rochester) on 6/6/73.

On Rochester roster . . . Born in Highland Park, Mich., now lives in Frazier Park, Cal. during the off-season on his father-in-law's ranch (Warner Ranch), which specializes in raising thoroughbred race horses . . . Nicknames: Duke and Gulliver . . . Originally signed by Cardinals, but in his first pro season, 1967, transferred to Phillies organization . . . He was drafted by the Red Sox in November 1969 and later pitched for two years, primarily as a reliever, at Louisville under present Red Sox Manager Darrell Johnson . . . Started 1973 season at Charleston in International League, but drew his release there and then signed with Rochester on June 6.

Graduated cum laude with A.B. in economics and business in 1968 from Westmont College (Santa Barbara, Cal.) . . . Was a standout in both baseball and soccer . . . Was an All-Southern California Conference pick in soccer . . . Received a tryout offer from Dallas Tornados in North American Soccer League in 1968, but did not accept because of conflict with spring training . . . Pitched a nine inning no-hitter for Eugene in Northwest League in 1968 . . . Fanned 15 batters in that game . . . Received secondary school teaching credential from University of California at Santa Barbara in 1970 . . . He and wife, Constance, have two children: Cynthia Anne (6/28/64) and Bobby Jr. (2/4/67).

## RANDY STEIN

**Born: Mar. 7, '53; 6'4"; 210; Bats, R; Throws, R.**

Year	Club	W	L	SVS	G	GS	CG	SHO	IP	H	R	ER	BB	SO	ERA
1971	Aberdeen*	2	3	0	6	6	1	0	40	27	21	17	23	28	3.83
1972	Miami	11	5	0	20	18	10	4	142	111	43	28	60	110	1.77
1973	Asheville	14	6	0	20	20	14	1	156	133	66	49	54	73	2.83
1973	Rochester	1	2	0	6	6	2	0	36	36	19	14	15	19	3.50

\*Signed with Baltimore affiliate on 6/8/71 . . . selected in 1971 summer draft regular phase (Baltimore's 1st selection).

Born in Pomona, Cal., still makes home there . . . First time in O's camp . . . Ranked among Southern League pitching leaders in 1973 at Asheville . . . Completed 14 of 20 starts before being promoted to Rochester . . . Compiled impressive record with Miami (Florida State League) in 1972 . . . Has advanced quickly through O's system . . . Shows great promise . . . Durability reflected by complete game totals compared with starts . . . Utilizes deceptive delivery . . . Features sinker and slider . . . Signed by Ray Poitevint, west coast scouting supervisor for O's . . . Single.

## ROYLE STILLMAN

**Born: Jan. 2, '51; 5'11"; 180; Bats, L; Throws, L.**

Year	Club	Pct.	G	AB	R	H	2B	3B	HR	RBI	SB	CS	HP	BB	SO
1969	Ogden	.330	62	191	63	101	14	3	6	38	8	4	0	31	28
1970	Bakersfield	.342	103	336	66	115	15	4	9	76	15	5	2	73	63
1971	Albuquerque	.257	133	438	59	117	26	8	8	64	3	1	0	65	60
1972	Asheville*	.297	137	481	83	143	27	2	23	83	3	6	2	86	78
1973	Rochester	.354	94	322	35	114	16	4	1	41	1	0	1	50	40

\*Acquired from Los Angeles Dodgers with pitchers Doyle Alexander and Bob O'Brien, and catcher Sergio Robles in deal for Frank Robinson and pitcher Pete Richert on 12/2/71. Stillman and Robles were assigned to Rochester roster at time of trade.

Born in Santa Monica, Cal., makes home in Torrance, Cal. . . . Tied with teammate Enos Cabell for highest batting average (.354) in International League in 1973, but neither had enough plate appearances to qualify for hitting title . . . Missed almost a month because of appendectomy June 11 . . . Among best young hitters in O's organization . . . Selected to Southern League all star team in 1972 at Asheville . . . Displayed good power that season with 23 homers . . . Also named to all star teams in Pioneer League (1969) and California League (1970) . . . Can play first base in addition to outfield . . . Baseball and football standout at North Torrance High School . . . Single.

## EARL WILLIAMS

Born: July 14, '48; 6'3"; 220; Bats, R; Throws, R.

Year	Club	Pct.	G	AB	R	H	2B	3B	HR	RBI	SB	CS	HP	BB	SO
1966	Sarasota	.211	31	90	8	19	4	0	1	10	0	0	1	8	22
1967	West Palm Beach	.251	85	287	33	72	6	3	7	27	2	0	2	29	69
1968	Greenwood	.276	8	29	5	8	0	0	1	3	0	0	0	1	4
1968	West Palm Beach	.236	50	144	14	34	8	0	0	12	0	0	4	12	35
1969	Greenwood	.340	103	382	83	130	19	2	33	107	0	0	2	61	45
1970	Shreveport	.318	89	330	53	105	21	2	19	63	6	5	1	37	36
1970	Richmond	.265	22	68	10	18	1	0	5	15	1	0	2	3	13
1970	Atlanta	.368	10	19	4	7	4	0	0	5	0	0	0	3	4
1971	Atlanta	.260	145	497	64	129	14	1	33	87	0	1	7	42	80
1972	Atlanta*	.258	151	565	72	146	24	2	28	87	0	0	6	62	118
1973	Baltimore	.237	132	459	58	109	18	1	22	83	0	2	3	66	107

Major League Totals .254 438 1540 198 391 60 4 83 262 0 3 16 173 309

\*Acquired from Atlanta Braves with infielder Taylor Duncan (assigned to Asheville roster) in deal for second baseman Dave Johnson, catcher Johnny Oates, and pitchers Pat Dobson and Roric Harrison on 12/1/72.

Born in Newark, N. J., but considers Montclair, N. J. his home.

1973 Season: Led O's with 22 home runs and was second to Tommy Davis in rbi with 83 . . . His first eight homers were struck at Memorial Stadium, including five in a six day period, April 17 thru 22 . . . Finally found the range on the road on June 29 in Detroit where he hit two in one game . . . Also clouted two homers at Fenway Park on September 3, one of them a grand-slam off Craig Skok . . . Has now hit two home runs in a game nine times during his career, including seven times in the National League . . . Finished the season with nine blasts on the road (Bos., Det., Tex., K.C., Cle.) and 13 at home . . . Missed two weeks because of sprained left ankle suffered against Cleveland while sliding into second base on May 18.

Drove in 11 runs in five game period August 11 thru 15 . . . Had 11-for-21 (.524) in five game span, September 3 thru 7 . . . Struck out 107 times, most on club . . . Ejected three times by umpires Denkinger, Anthony and Kunkel . . . Suspended for one day (June 24) in Boston by Manager Weaver . . . Compiled .987 fielding average behind plate with six errors in 446 chances, and committed only four passed balls . . . Also appeared in 42 games at first base . . . Drove in winning run five times in 8th inning or later.

Career: Named "rookie of the year" in N.L. in 1971 by both *The Sporting News* and the BBWAA . . . His 33 homers in '71 were more than any N.L. rookie of the year except for Frank Robinson who hit 38 in '56 . . . Started with Braves as first and third baseman in '71, but switched to catching in mid-June of that year, i.e. has been catching for only 2½ seasons . . . Originally signed by Braves as a pitcher and had a 1-0 record in 11 games with Sarasota (Gulf Coast League) in 1966, his first year in pro ball . . . Once slammed eight home runs, including two grand-slams, in seven day period during 1969 season with Greenwood in Western Carolinas League . . . One of four players to have hit a home run in Atlanta Stadium's upper deck (the others: Hank Aaron, Willie McCovey and Willie Smith) . . . Hit 61 homers in two National League seasons: 10 vs. Hou., 8 vs. Cinn. and Phila., 6 vs. Chi. and L.A., 5 vs. Pitts. and S.F., 4 vs. S.D., and 3 vs. Mont., N.Y. and St. L. . . . Hit at least one home run in every N.L. park but Busch Stadium (St. Louis) . . . Hit one grand-slam in N.L., off Wayne Simpson in '71 at Riverfront Stadium in Cincinnati.

Miscellaneous/Personal: Attended Ithaca College, majoring in radio-television journalism . . . Spent last winter in Baltimore and played for the Birds' basketball team . . . He and his wife, the former Carolyn Lattimer, were married in November.

## MARK WEEMS

Tragedy struck young Mark Weems, an outstanding young pitching prospect in the Orioles system, on New Year's Day when he drowned while swimming off the beach near Porto Cabello, Venezuela. Weems, 22, was enjoying a day off with teammates Don Hood, Bob Bailor and Wayne Garland when he was pulled out to sea by a treacherous undertow. All four were playing for the Magallanes club in the Venezuelan League under Manager Jim Frey. Weems, from Azusa, California, was enjoying a fine winter at the time of his death with a 2-1 record and a league leading 11 saves, following a successful season at Rochester in the International League. Weems who was to report to the Orioles training camp at Miami Stadium on February 25th along with the other pitchers and catchers on the Baltimore roster is survived by his parents, Mr. and Mrs. Frank C. Weems of Azusa, Cal.

Born: May 12, '51; 6'0"; 175; Bats, R; Throws, R.

Year	Club	W	L	SVS	G	GS	CG	SHO	IP	H	R	ER	BB	SO	ERA
1969	Aberdeen*	0	3	1	17	5	0	0	35	47	39	33	24	35	8.49
1970	Stockton	5	4	6	48	0	0	0	82	56	26	17	37	113	1.87
1971	Rochester	0	1	0	11	0	0	0	17	20	15	13	10	17	6.88
1971	Dallas-Ft. W.	6	2	11	36	0	0	0	53	41	15	14	22	51	2.38
1972	Rochester	0	0	0	2	0	0	0	3	1	0	0	1	3	0.00
1972	Asheville	4	2	22	48	0	0	0	70	60	30	23	43	74	2.96
1973	Rochester	9	7	4	39	5	1	1	92	83	49	40	57	57	3.91

\*Signed by Baltimore affiliate on 6/17/69 . . . selected in 1969 summer draft regular phase (Baltimore's 5th selection).

## SPRING TRAINING DATA

Headquarters: DuPont Plaza, Miami, Florida 33131—(305) 358-2541  
300 Biscayne Blvd. Way

Training Camp: Miami Stadium, 2301 NW Tenth Ave., 33127  
Office Phone: 633-9857

Dates: Pitchers and Catchers  
First Workout—Mon., Feb. 25

Infielders and Outfielders  
First Workout—Fri., Mar. 1

★ ★ ★

## SPRING SCHEDULE

Mar. Day	Opponent	Place	Time	Score Bal.-Opp.
9 Sat.	New York Yankees	Fort Lauderdale	1:30	—
10 Sun.	New York Yankees	Miami	2:00	—
11 Mon.	Texas Rangers	Miami	1:30	—
12 Tue.				
13 Wed.	New York Yankees	Fort Lauderdale	1:30	—
14 Thu.	Texas Rangers	Pompano	1:30	—
15 Fri.	Cincinnati Reds	Miami	7:30	—
16 Sat.	Pittsburgh Pirates	Miami	7:30	—
17 Sun.	Pittsburgh Pirates	Miami	2:00	—
18 Mon.	Texas Rangers	Pompano	1:30	—
19 Tue.	Texas Rangers	Miami	1:30	—
20 Wed.	Kansas City Royals	Miami	1:30	—
21 Thu.	Los Angeles Dodgers	Miami	7:30	—
22 Fri.				
23 Sat.	Atlanta Braves	Miami	7:30	—
24 Sun.	Atlanta Braves	West Palm Beach	1:30	—
25 Mon.	Chicago White Sox	Miami	1:30	—
26 Tue.	Los Angeles Dodgers	Miami	7:30	—
27 Wed.				
28 Thu.	Kansas City Royals	Fort Myers	1:30	—
29 Fri.	New York Yankees	Miami	7:30	—
30 Sat.	New York Yankees	Fort Lauderdale	1:30	—
31 Sun.	Montreal Expos	Daytona Beach	1:30	—
Apr.				
1 Mon.	Atlanta Braves	New Orleans	2:00	—
2 Tue.	Atlanta Braves	Birmingham	6:30	—

★ ★ ★

## TICKET DATA

For game and ticket information write or call Orioles' spring training ticket manager, at Miami Stadium, 2301 NW Tenth Ave. . . . 635-5395 . . . Prices Box—\$3.00; Reserved—\$2.25; General Admission—\$1.50; General Admission (children and senior citizens)—\$.75.

★ ★ ★

## SPRING TRAINING NOTES

This is the 16th straight spring the Orioles have trained in Miami Stadium. Over the past 15 years some 664,799 fans have watched the Birds in exhibitions at Miami Stadium.

The permanent seating capacity in Miami Stadium is 9,548, but the Birds and Yankees drew 12,464 including standing room for a Sunday afternoon game on March 14, 1965.

Individual Orioles spring exhibition leaders in 1973: Batting—Al Bumbry (.333, 14-for-42), Paul Blair (.308, 20-for-65) and Don Baylor (.301, 22-for-73) . . . Home Runs—Baylor (7) . . . RBI—Boog Powell (16), Baylor (14).

Pitching: Wins—McNally (4-1) . . . Innings—McNally (28), Cuellar (27) . . . Era—Pena (2.45, 18.1 ip), McNally (2.57).

Orioles spring training records, '54 thru '73: Hitting—Don Lenhardt (.462, 24-for-52) in '54; Al Pilarcik (.435, 40-for-92) in '58 . . . Home Runs—8, by Tito Francona in '56 and Frank Robinson in '66 . . . RBI—25, by Tito Francona in '56 and Gus Triandos in '59.

(SPRING TRAINING DATA . . . continued on page 39)