

# America's Number One GAS MILEAGE CARS

that run on regular gasoline, including  
"MOTOR TRENDS" Import Car of the Year

## 280 ZX

are at your

Bel Air Datsun  
Bel Air

Nationwide Datsun  
Baltimore

Town & Country  
Baltimore

Imperial Datsun  
Baltimore

Baltimore  
Area  
Datsun  
Dealers

H&H Datsun  
Baltimore

Major Motors  
Baltimore  
National Pike

Ritchie Datsun  
Glen Burnie

Menke's Car Store  
Annapolis



# Orioles



Bob M.  
Latter

## 25TH ANNIVERSARY: 1979 INFORMATION GUIDE



# BALTIMORE BASEBALL CLUB, INC.



**MEMORIAL STADIUM**  
**BALTIMORE, MD. 21218**  
**Telephone (301) 243-9800**  
 Ticket Office 338-1300  
**TWX (710) 234-1616**

## INFORMATION ☆ GUIDE INDEX

All Star Games, O's Players, '54-'78.....	20
Announcers, Play-by-Play .....	45
Awards, '54-'78 .....	4, 47
Awards, O's, '54-'78.....	19
Baseball Writers/Announcers, Balto. & D.C. ....	50
Batting Statistics, O's '78.....	26, 32
Batting, O's Career Leaders.....	14
Batting, O's Lifetime Individual.....	33
Batting, Opponents '78.....	35
Championship Series, O's '67, '70, '71, '73, '74.....	21
Close Games, O's '78.....	29
Curfew, Baltimore and A.L. ....	6
Day-by-Day, O's '78.....	23-25
Farm System—Scouts, Clubs, Managers, Coaches.....	7
Fielding Statistics, '78.....	27
Fielding Records, O's.....	12-13
Financial Statement, O's '78.....	52
Gold Gloves, O's Winners.....	18
Grand Slam Home Runs, O's.....	9-10
Hall of Fame, Orioles.....	61
Hoffberger, Jerold C.—Biography.....	51
Home Runs, O's.....	9-10
Home Run Leaders, Top 10 All-Time.....	60
Home Runs, Longest, Memorial Stadium.....	57
Magic Number .....	82
Memorial Stadium Data.....	5
Minor League Clubs, O's.....	7
Most Valuable Orioles, '54-'78.....	19
No-Hitters, O's & Opponents.....	11
Opponents, Batting & Pitching, '78 Highlights.....	35-44
Oriole Advocates .....	50
Peters, Hank—Biography .....	51
Pitching Statistics, O's '78.....	26, 31
Pitching, Opponents .....	36
Pitching, O's Career Leaders.....	15
Pitching, O's Lifetime Individual W-L.....	31
Publicity Directors, A.L. & N.L. ....	129
Radio-Television Data .....	45
Records Section, O's Batting, Home Runs, Pitching, Fielding—'54-'78 .....	8-15
Records, O's W-L vs. Opponents, '54-'78.....	22
Retired Numbers, "5" & "20".....	49
Review, O's Season '78.....	28
Robinson, Brooks—Biography .....	46
Rookie Qualifications .....	6
Roster, O's All-Time, '54-'78.....	16-18
St. Louis Browns .....	18
Salaries, Major League Minimum.....	121
Save Rule .....	6
Schedule, Spring Training.....	130
Scouting Staff .....	7
Spring Training Data.....	130
Standings, Major League '78.....	30
Standings, O's '54-'78.....	22
Suspended Game Rule, A.L. ....	6
Television-Radio Data .....	45
Three Hundred Hitters, O's '54-'78.....	14
Ticket Information .....	5
Ticket Agencies .....	5, 27
Trading Regulations, Major League.....	6
Triple Plays, O's.....	13
Twenty Game Winners, O's.....	12
Weaver, Earl—Biography .....	53
Winners, O's Biggest in Majors, 22 Years.....	128
Won-Lost Records, O's '54-'78.....	22
World Series, '66, '69, '70, '71, Summary.....	21

Produced by: Bob Brown, Mac Barrett, Phil Itzoe and Helen Conklin  
 Proofreading by: Gwen Phillips and Beverly Weston  
 Cover Design: Bob Leffler  
 Printed by: French-Bray

Re: Cover—Orioles' Caps . . . See page 15

## BALTIMORE ORIOLES OFFICIALS OFFICERS

JEROLD C. HOFFBERGER.....Chairman of the Board  
 ZANYYL KRIEGER ..... Treasurer || HENRY J. PETERS..... | Executive Vice-President/General Manager |
| JACK DUNN, III..... | Vice-President |
| JOSEPH P. HAMPER, JR. .... | Vice-President/Secretary |

### BOARD OF DIRECTORS

JACK DUNN, III	JEROLD C. HOFFBERGER
ROBERT J. GILL	JAMES KEELTY, JR.
CHARLES H. HOFFBERGER	ZANYYL KRIEGER
HENRY J. PETERS	

### FRONT OFFICE OPERATION

HENRY J. PETERS.....Executive Vice-President/General Manager  
 JACK DUNN, III.....Vice-President for Business Affairs  
 JOSEPH P. HAMPER, JR. ....Vice-President/Financial Affairs  
 ROBERT W. BROWN.....Public Relations Director  
 ALAN E. HARAZIN.....Director of Business Affairs  
 PHILIP E. ITZOE.....Traveling Secretary  
 WALTER R. FREEMAN, JR.....Ticket Manager  
 ROBERT R. AYLWARD.....Director of Sales  
 JAMES J. RUSSO.....Special Assistant to the General Manager  
 CLYDE F. KLUTZ.....Director of Player Development  
 THOMAS A. GIORDANO.....Director of Scouting  
 JAMES M. McLAUGHLIN.....Coordinator, Scouting & Player Development  
 RALPH A. MORCROFT.....Farm System Coordinator  
 JOSEPH B. CODD.....Assistant Ticket Manager  
 ALLEN McC. BARRETT, JR. ....Assistant Public Relations Director  
 DAVID SCHWARTZ.....Assistant Sales Director  
 SCOTT HENRY.....Assistant Sales Director  
 HERBERT E. ARMSTRONG.....Consultant/Pres., Orioles Foundation

**ADMINISTRATIVE ASSISTANTS:** MAEVE BERKERIDGE (to Messrs. Peters & Itzoe), ANN LANGE (to Messrs. Dunn & Harazin) . . . **Public Relations**—HELEN CONKLIN (to Mr. Brown), GWEN PHILLIPS (to Mr. Barrett) . . . **Ticket Department**—DAISY GARLAND, TIM GERAGHTY, JOAN HEIMSATH, ETHEL HOGAN, LUCY KELLY, DENISE LUCAS, TRICIA ZERHUSEN . . . **Group Sales**—JANET DeBAUGH . . . **Baseball Department**—KATE PATRICK, TRACEY SMITH, KAY WALTJEN . . . **Accounting Department**—PAM CROSS, WANDA WATLAND, DIANA WEISS . . . **Switchboard**—BEVERLY WESTON . . . **General Duties**—ED RIDGELY, CALVIN ROGERS, BERNIE ROSKOTT, and MILTON LIPSITZ (Retired).

## ORIOLES HOTELS

City	Hotel	Area	Telephone
BOSTON	Sheraton Boston	(617)	236-2000
CALIFORNIA	Hyatt House, Anaheim	(714)	772-5900
CHICAGO	Continental Plaza	(312)	943-7200
CLEVELAND	Bond Court	(216)	771-7600
DETROIT	Detroit Plaza	(313)	568-8000
KANSAS CITY	Radisson-Muehlebach	(816)	471-1400
MILWAUKEE	Pfister Hotel and Tower	(414)	273-8222
MINNEAPOLIS	Leamington	(612)	370-1100
NEW YORK	New York Sheraton	(212)	247-8000
OAKLAND	Edgewater Hyatt House	(415)	562-6100
SEATTLE	Sea-tac Motor Inn	(206)	246-8600
TEXAS	Loews Anatole	(214)	748-1200
TORONTO	Hotel Toronto	(416)	869-3456

## BIRDS' FIRST GAME IN BALTIMORE IN '54

The modern American League Orioles made their Baltimore debut in Memorial Stadium on April 15, 1954 before a crowd of 46,354 including Vice President Richard M. Nixon who threw out the first ball. Behind the seven hit pitching of Bob Turley who fanned nine, the Orioles of Jimmy Dykes defeated Paul Richards' White Sox, 3-1, in Baltimore's first American League game in 52 years. Chico Carrasquel, the Chicago shortstop, was the first to bat in the new stadium and singled off Turley.

Clint Courtney won the distinction of hitting the first home run in the brand new stadium (built on the site of the previous municipally owned ballpark used by the International League O's). It was a bases empty blast off Virgil Trucks who also yielded a solo homer to Vern Stephens in the fourth and was the losing pitcher.

The Birds' starting lineup in that game was: Bobby Young, 2b; Eddie Waitkus, 1b; Gil Coan, cf; Vic Wertz, rf; Sam Mele, lf; Stephens, 3b; Billy Hunter, ss; Courtney, c and Turley, p.



## ORIOLES ATTENDANCE INFORMATION

### ANNUAL ATTENDANCE FIGURES, 1954-1978

AT MEMORIAL STADIUM				ON THE ROAD			
Season	Attendance	Dates	Avg. Date	Attendance	Dates	Avg. Date	Season
1978	1,051,724	73	14,407	1,495,193	78	19,169	1978
1977	1,195,769	77	15,529	1,412,675	72	19,620	1977
1976	1,058,609	74	14,306	1,307,920	74	17,675	1976
1975	1,002,157	68	14,738	1,163,631	74	15,725	1975
1974	962,572	74	13,008	1,289,741	75	17,197	1974
1973	960,303	72	13,338	1,184,679	75	15,796	1973
1972	899,950	69	13,042	1,265,353	74	17,099	1972
1971	1,023,037	64	15,985	1,165,879	76	15,341	1971
1970	1,057,069	75	14,094	1,311,394	78	16,813	1970
1969	1,062,094	73	14,549	1,244,770	74	16,821	1969
1968	868,709	71	12,235	1,256,724	76	16,536	1968
1967	860,390	64	13,444	1,122,760	74	15,172	1967
1966	1,203,366	67	17,961	1,309,159	76	17,225	1966
1965	781,649	68	11,495	930,538	73	12,747	1965
1964	1,116,215	69	16,177	1,057,173	72	14,683	1964
1963	774,343	72	10,755	829,732	71	13,081	1963
1962	790,254	72	10,976	886,543	70	12,665	1962
1961	951,089	70	13,587	1,001,302	71	14,103	1961
1960	1,187,849	71	16,730	1,151,055	69	16,682	1960
1959	891,926	64	13,936	990,449	71	14,317	1959
1958	829,991	67	12,388	660,352	69	9,570	1958
1957	1,029,581	67	15,367	739,289	66	11,201	1957
1956	901,201	67	13,539	678,173	64	10,595	1956
1955	852,039	62	13,743	648,412	56	11,579	1955
1954	1,060,910	67	15,834	614,833	64	9,607	1954
Totals	24,372,796	1737	14,032*	26,717,729	1792	14,909	*Totals

\* Average annual attendance: home—974,912, away—1,068,709.

### ORIOLES RECORD CROWDS

MEMORIAL STADIUM	Attendance	Date	Opponent
Largest Crowd	54,458	Oct. 9, '66	Dodgers (World Series)
Largest Crowd, Reg. Sea.	51,798	Sep. 18, '77	Red Sox ("Thanks Brooks")
Single Night Game	51,195	May 8, '76	Royals
Day Doubleheader	46,796	May 16, '54	Yankees
Night Doubleheader	40,699	June 29, '57	Indians
Opening Day	46,425	Apr. 9, '76	Red Sox
Memorial Day	33,791	May 30, '56	Red Sox
Independence Day	38,206	July 4, '61	Indians
Labor Day	33,032	Sep. 2, '57	Yankees
Four Date Series	154,835	July 8-9-10-11, '77	Yankees
Three Date Series	138,793	Aug. 14-15-16, '64	Yankees
Two Date Series	69,569	July 1-2, '57	Yankees
Smallest Crowd	655	Aug. 17, '72	White Sox
All Star Game	48,829	July 8, '58	.....

### ON THE ROAD

Largest Crowd	58,102	Aug. 9, '64	Yankees (Sun. DH)
Smallest Crowd	476	Sep. 19, '63	Angels (L.A.)
Single Series (3 dates)	148,065	Aug. 7-8-9, '64	Yankees (4 games)
(4 dates)	170,335	Jun. 30, Jul. 1-3, '72	Tigers (4 games)

**1978 ATTENDANCE NOTES:** The Orioles' total home attendance of 1,051,724 marked the twelfth time in the club's 25 seasons in Baltimore, and fourth in a row, that the team attracted one million fans to Memorial Stadium.

The season's top crowd occurred on Saturday, July 1, when 38,542 turned out to see the Birds edge Boston, 3-2, in 11 innings. A four-game series against the Yankees (August 11-14) drew 123,680, third highest total for one series in O's history. There were seven crowds of 30,000+ at Memorial Stadium.

On the road, the Orioles drew 1,495,193, easily surpassing the highest previous road total (1,412,675 in 1977) and third best in the A.L. behind Boston and New York. For the second year in a row, the largest crowd away from home was also the first—47,824—for the Milwaukee Brewers home opener, April 7. There were 13 road dates in excess of 30,000.

See page 47 for table of Orioles 1978 attendance vs. each opponent, home and away.

## ORIOLES GAME AND TICKET INFORMATION

### Starting Times

Day Games and Doubleheaders.....	2:00 P.M.†
Night Games.....	7:30 P.M.
Twilight/Night Doubleheaders.....	5:30 P.M.

(Eastern Daylight Time)

†Game of Sat., Apr. 21, will begin at 1:15 P.M.

### TICKET PRICES

Lower Box Seats.....	\$6.50
Terrace Box Seats.....	5.25
Mezzanine Box Seats.....	5.25
Lower Reserved (Rows 26 to 41).....	3.50
Upper Reserved.....	3.50
General Admission.....	2.50

General Admission for Children (12 and under) and Senior Citizens... Children's discount not applicable on giveaway days.... 1.75

\*Orioles tickets can be purchased at these locations thru Ticketron, the computerized ticket system... A 60¢ service charge is assessed on each ticket at all Ticketron outlets.

### SPECIAL TICKET PROGRAMS

**McDonald's Nights**... Tue., Apr. 10 and all home Wednesdays (except Apr. 11)... Get a meal anytime at participating McDonald's plus an upper reserved seat to a McDonald's night game, all for less than the regular price of the ticket.

**Student Program**... High School and College age students may purchase upper reserved seats at a 50% discount for most Orioles home games, a \$3.50 value for only \$1.75... Student Discount Program membership cards are available at most high schools and colleges in the Baltimore area as well as at the Orioles offices free of charge.

**Baseball Bargain Nights:** Every Monday night that the Orioles are at home will be "Bargain" night with upper reserved seats, normally sold for \$3.50, available at \$2.50 (a \$1.00 discount).

**Group Nights:** Special discount prices for groups of 50 or more in box and reserved seats areas will apply on the following dates: Apr. 12, May 11, June 7 & 22, July 19 & 22, Aug. 14 & 31... Call the Orioles Group Sales Department at 243-9800 for further details.

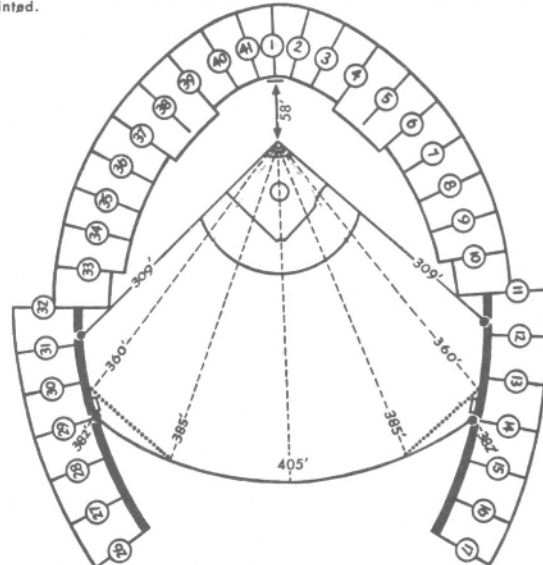
### MEMORIAL STADIUM DATA

Lower Boxes.....	7,488 <sup>1</sup>	Gen. Adm. Lower..	13,561
Terrace Boxes.....	3,519	Gen. Adm. Upper ..	8,189 21,750
Mezzanine Boxes..	2,119 13,126	CAPACITY:	52,862 <sup>2</sup>
Lower Reserved ....	5,098		
Upper Reserved ....	12,888 17,986		

**NOTES:** Seating capacity: lower deck (29,666), upper deck (21,079, not including mezzanine)... A total of 723 seats were added to the upper deck in 1977 (35th row).

<sup>1</sup> Includes 2,568 "field boxes" installed in '61.

<sup>2</sup> Total capacity does not include 864 "pole" seats for which tickets are not printed.



Additional measurements: Concrete wall—14 ft. high; Wire fence—7 ft. high.



## RULES OF INTEREST

### MAJOR LEAGUE TRADING REGULATIONS

A.L. waivers are not necessary to assign a player contract from one club to another within the league from midnight on the last day of the season thru midnight, June 15 (Pacific time).

A.L. waivers are necessary to assign a player contract from one club to another within the league from 12:01 A.M., June 16 thru midnight, the last day of the season (Pacific time).

A.L. waivers are necessary before a player contract may be assigned from the American League to the National League except during inter-league trading periods. Both A.L. and N.L. waivers are necessary between 12:01 A.M., June 16 and midnight, the last day of the season.

### Inter League Trading Periods

From 12:01 A.M. on fifth day after completion of world series thru midnight preceding the last scheduled day of the winter meetings, and

From 12:01 A.M., Feb. 15 thru midnight, March 15.

**SUSPENDED GAME RULE:** A game terminated by curfew or by a pre-arranged time limit is a suspended game only if it has progressed far enough to be an official game (i.e. 4½ to 5 innings).

A game terminated by light failure is a suspended game anytime after it begins.

Suspended games shall be resumed at the exact point of suspension immediately preceding the next scheduled single game between the two clubs on the same ground . . . If this is not possible, other provisions for resumption are specified in American League Regulation 3.8.

A game called at the END of a completed inning AFTER NINE INNINGS for any reason shall be a SUSPENDED game. This rule became effective in 1969. Formerly, the game would have been declared a tie and replayed in its entirety at a later date.

**BALTIMORE CURFEW:** Night Games—see A.L. Regulation 3.4 (13) —Saturday night—play must be called at 11:59 P.M. regardless of the game situation . . . All other nights—no inning may be started after 11:59 P.M., but any inning which begins before that time may be completed.

In other American League cities not governed by local curfews, no inning may start after 1:00 A.M., but any inning beginning prior to 1:00 A.M. may be played to completion.

**BATTING/PITCHING (ERA) CHAMPION QUALIFICATION:** 502 or more plate appearances/162 or more innings.

**ROOKIE QUALIFICATIONS:** A player shall be considered a rookie unless, during a previous season or seasons, he has (a) exceeded 130 at bats or 50 innings pitched in the major leagues; or (b) accumulated more than 45 days on the active roster of a major league club or clubs during the period of the 25-player limit (opening day thru Aug. 31) excluding time in military service.

**SAVE RULE (10:20):** Credit a pitcher with a save when he is the finishing but not the winning pitcher, and when he qualifies under one of the following conditions—(1) he enters the game with a lead of no more than three runs and pitches for at least one inning; or (2) he enters the game with the potential tying run either on base or at bat, or on deck; or (3) he pitches effectively for at least three innings regardless of his team's lead.

This rule was adopted in '75, replacing the '69 version . . . Prior to '69 there was no official "save" rule.

**DEFINITION OF NIGHT GAME:** Any game scheduled to start after 6:00 P.M. (i.e. 6:01 P.M. or later) will be considered a night game. If a game is scheduled to start at 6:00 P.M. and is delayed by rain or for any other reason, it will be considered a day game.

However, both games of a two-night doubleheader shall be considered night games. When afternoon and night games are played on the same date and separate admissions are charged, they will be counted as one day and one night game, and will not be included in doubleheader statistics.

## ORIOLES FARM SYSTEM

### MINOR LEAGUE AFFILIATES, 1979

Club	Nickname	League	Class	Manager
Rochester, N. Y.	"Red Wings"	International	AAA	"Doc" Edwards
Charlotte, N. C.	"Orioles"	Southern	AA	Jimmy Williams
Miami, Fla.	"Orioles"	Florida State	A	Lance Nichols
*Bluefield, W. Va.	"Orioles"	Appalachian	Rookie	Junior Miner

Farm System Coaches: Al Widmar, pitching, and Ralph Rowe, batting.

Farm System Officials: Rochester—Bill Blackmon (Pres.), Don Labbruzzo (G.M.), Pete Brown (P.R.) . . . Charlotte—Jim Crockett (Owner), David Crockett (Pres.), Frances Crockett Ringley (G.M.) . . . Miami—Joe Ryan (Pres.), Marshall Fox (Exec. V.P.), Sonny Hirsch (G.M.) . . . Bluefield—George Fanning (Bus. Mgr.).

Training Base: The Orioles' minor league training complex is located at Biscayne College in North Miami (16400 N.W. 32nd Ave., Miami, Fla. 33054) . . . Telephones: (305) 625-7433 and 625-7434 . . . Mailing address: Baltimore Orioles, P.O. Box 1868, Opa Locka, Fla. 33055.

Reporting Dates: Selected batterymen will begin workouts Tuesday, March 6 . . . Balance of pitchers and catchers start on Friday, March 16, and infielders and outfielders begin Tuesday, March 20.

\*Franchise owned by Baltimore Orioles.

## SCOUTING STAFF

### Special Assignments

JIM RUSSO

502 Lering Drive  
Ballwin, MO 63011

BILL WERLE

833 W. 28th Ave.  
San Mateo, CA 94403

★ ★ ★

JACK BAKER

2215 Willowgrove  
Kettering, OH 45409

\*MYRON "RED" HAYWORTH

507 Oakview Rd.  
High Point, NC 27260

\*JACK SANFORD

1441 Penman Rd.  
Neptune Bch., FL 32233

\*DICK BOWIE

Rt. 5, Box 486  
Fredericksburg, VA 22401

\*LEN JOHNSTON

2021 N. Meridian  
Indianapolis, IN 46202

CAESAR J. SINIBALDI

617 Stannage Ave.  
Albany, CA 94706

\*JOE BOWMAN

2001 W. 83rd St.  
Leawood, KS 66206

ALLAN LEWIS

Puerto Armuellas  
Chiriqui, Rep. Panama

\*JOHN STOKOE

12 Bradford Pl.  
Slingerlands, NY 12159

DAN CRESSMAN

10389 104th Ave., N.  
Holiday Shores  
Seminole, FL 33540

ED LEWIS

Box 125  
Galloway, OH 43119

\*BILL TEED

15 Overhill Rd.  
Enfield, CT 06082

\*RAY CRONE

Rt. 1, Panorama Loop  
Waxahachie, TX 75165

\*LAMAR NORTH

1307 S. Crest Rd.  
Rossville, GA 30741

TOMMY THOMPSON

518 Miller St.  
Lebanon, OH 45036

JOE DE LUCCA

11 Kingsland Pl.  
Babylon, NY 11702

CARLOS PASCUAL

2540 S.W. 92nd Court  
Miami, FL 33165

HERMAN WELSH

502 Snyder St.  
Connellsville, PA 15425

GERRY FLATHMAN

1118 Lane Place  
St. Paul, MN 55106

FRANK PIET

1610 E. Geneva Rd.  
Wheaton, IL 60187

\*BOB ZUK

P.O. Box 786  
640 Golden Dr.  
Redlands, CA 92373

AL GOLDIS

64-02B 192nd St.  
Flushing, NY 11365

### Scouting Consultants

FRANK McGOWAN

80 Rolling Ridge Rd.  
Mt. Carmel  
Hamden, CT 06518

DON McSHANE

325 Buckingham Way  
San Francisco, CA 94132

\*Territorial Supervisor.

## FARM SYSTEM—1978

In 1978 for only the second time since 1961 the Orioles' farm system compiled a losing record. The Birds' won-lost record in the minors last year was 239-255 (.484). However, the Baltimore system's cumulative minor league log for the past 17 seasons (starting '62) remains formidable at 6051-5287, .534.

The Orioles have been chosen as the Topps' "Baseball Organization of the Year" three times: 1966, 1971, and 1972 . . . The winner of that award is determined by a formula that emphasizes the quality of individual prospects in a baseball system rather than team won-lost records.

★ ★ ★

See separate insert for biographies of Orioles' minor league managers and coaches and review of '78 season in Rochester, Charlotte, Miami and Bluefield.



# BALTIMORE ORIOLES RECORDS 1954 thru 1978

## BATTING

### Individual—By Game

Most Hits	5....Luis Aparicio (3 times—all in '66); Bob Boyd, Tom Davis, Brooks Robinson, and Don Baylor (twice); Gene Woodling, Clint Courtney, Billy Goodman, Jerry Adair, Russ Snyder, Al Bumbry, Mark Belanger, and Rich Coggins
Most Runs	4....Merv Rettenmund (3 times); Don Buford, Mark Belanger, Bob Boyd, Norm Siebern (twice each); Bob Johnson, Luis Aparicio, Frank Robinson, Brooks Robinson ('75), Don Baylor ('75), Eddie Murray ('78)
Most Runs Batted In	9....Jim Gentile—May 9, '61 vs. Minnesota (A)
Most Doubles	4....Charlie Lau—Jul. 13, '62 vs. Cleveland (H) and Dave Duncan—Jun. 30, '75 <sup>2</sup> vs. Boston (A)
Most Triples	3....Al Bumbry—Sep. 22, '73 vs. Milwaukee (A)
Most Home Runs	See Home Run Section
Most Total Bases	13....Boog Powell—Aug. 15, '66 vs. Boston (A)
Most Stolen Bases	3....Luis Aparicio—5 times; Don Baylor—3 times; Don Buford, Paul Blair and Larry Harlow (Jun. 6, '78)—once each.
Most Bases on Balls	5....Bob Grich—Aug. 9, '75 vs. Chicago (A)
Most Consecutive Hits, Two or More Games	8....Brooks Robinson (twice)—Jul. 10 thru 15, '60 and Aug. 21 thru 23, '62 Bob Johnson—Jun. 23 thru 25, '63 Don Baylor—Aug. 13 thru 14, '73

### Individual—By Season

	Record	Player	Year
Most Games	163	Brooks Robinson	1961 & 1964
Most At Bats	668	Brooks Robinson	1961
Most Runs	122	Frank Robinson	1966
Most Hits	194	Brooks Robinson	1964
Most Total Bases	367	Frank Robinson	1966
Most Doubles	38	Brooks Robinson	1961
Most Triples	12	Paul Blair	1967
Most Home Runs	49	Frank Robinson	1966
Most Runs Batted In	141	Jim Gentile	1961
Most Consecutive Games			
Hit Safely	21	Doug DeCinces	1978 (current)
Most Sacrifice Hits	23	Mark Belanger	1975
Most Sacrifice Flies	10	Brooks Robinson	'62, '64, '69
Most Stolen Bases	57	Luis Aparicio	1964
Most Bases on Balls	118	Ken Singleton	1975
Most Int. Bases on Balls	18	Boog Powell	1970
Most Strikeouts	125	Boog Powell	1966
Fewest Strikeouts	7	Clint Courtney (437 app.)	1954
Highest Batting Average	.328	Brooks Robinson (686 app.)	1966
Highest Slugging Average	.646	Ken Singleton	1977
Most Hit by Pitch	.20	Jim Gentile	1961
Most Pinch-Hits	24*	Bob Grich	1974
Most Consecutive Pinch-Hits	6*	Dave Philley	1961
Most Grounded into Double Plays	29	Bob Johnson	1964
		Brooks Robinson	1960

### Club Batting

Most Runs, Inning	10....Jul. 8, '69 <sup>1</sup> vs. N.Y. (H)
Most Runs, Game	19....Aug. 28, '57 vs. Cle. (A)
Most Runs, Game, at M.S.	18....Sep. 28, '73 <sup>2</sup> vs. Cle.
Most Runs, Game, Both Clubs	34....Jun. 26, '78, Bal. (10) vs. Tor. (24) (A)
Most Runs Yielded, Inning	26....Aug. 14, '57, Bal. (6) vs. N.Y. (20) (H)
Most Runs Yielded, Game	12....Oct. 10, '65 to Bos. (A)
Largest Winning Margin	24....Jun. 26, '78 to Tor. (A)
Largest Losing Margin	20....Aug. 14, '57 to N.Y. (H)
Most Hits, Inning	17....Jul. 27, '69 vs. Chi. (17-0) (H)
Most Hits, Game	16....Apr. 30, '60 to N.Y. (0-16) (H)
Most Hits, Game, at M.S.	9....Jul. 8, '69 <sup>1</sup> vs. N.Y. (H)
Most Hits, Game, Both Clubs	22....May 11, '74 vs. Cle. (A) (9 inn.) and Aug. 21, '76 vs. Chi. (A) (12 inn.)
Most Hits, Game, at M.S.	20....Aug. 24, '62 <sup>2</sup> vs. N.Y. and Jul. 27, '69 vs. Chi. (both 9 inn.)
Most Hits, Game, Both Clubs	39....Jun. 25, '70, Bal. (21) vs. Bos. (18) (A) (14 inn.)
Most Hits Yielded, Game	32....Aug. 14, '55, Bal. (12) vs. N.Y. (20) (H) (9 inn.) and Aug. 31, '67, Bal. (16) vs. Min. (16) (A) (9 inn.)
Most Doubles, Game	24....Jun. 26, '78 to Tor. (A)
Most Triples, Game	22....Jul. 11, '69 <sup>2</sup> to Bos. (A)
Most Home Runs, Game	8....Aug. 26, '54 vs. Bos. (H), Sep. 7, '65 vs. N.Y. (A), and Jun. 30, '66 vs. K.C. (A)
Most Total Bases, Game	3....Four times, most recently Sep. 22, '73 vs. Mil. (A), all by Al Bumbry
Most Stolen Bases, Game	See Home Run Section
	39....Jul. 27, '69 vs. Chi. (H)
	5....Sep. 26, '59 vs. N.Y. (A) (Pilarcik, Tasby—2 each, Shetrone); May 12, '64 vs. Was. (A) (Aparicio—3, Kirkland—2)
	Jun. 1, '73 vs. Tex. (A) (Blair—2, Bumbry, Baylor, Grich); Sep. 20, '73 vs. Det. (A) (Baylor—3, Rettenmund, B. Robinson)
	May 30, '75 vs. Cal. (A) (Baylor—2, Grich—2, L. May—1)

\*American League record.

# BALTIMORE ORIOLES RECORDS 1954 thru 1978

## Club Batting (Cont.)

Most Left on Base, Game	21....Aug. 25, '68 vs. Bos. (H)
Highest Average, Season	.266....1973
Lowest Average, Season	.225....1968
Most Sacrifice Hits, Season	110....1957
Most Sacrifice Flies, Season	59....1969
Most Stolen Bases, Season	150....1976
Most Hits, Season	1474....1973
Most Total Bases, Season	2282....1969
Most Doubles, Season	243....1966
Most Triples, Season	49....1954
Most Strikeouts, Season	1019....1964
Most Hit by Pitch, Season	58....1974

## HOME RUN RECORDS

### Individual

Most Consecutive	4....Don Baylor, Jul. 1, '75 <sup>2</sup> vs. Bos. (A) (1) and Jul. 2, '75 vs. Det. (A) (3)
Most, Game	3....Boog Powell, Aug. 10, '63 and Jun. 27, '64, both vs. Was. (A) and Aug. 15, '66 vs. Bos. (A); Curt Blefary, Jun. 16, '67 <sup>1</sup> vs. Cal. (A); Paul Blair, Apr. 29, '70 vs. Chi. (A); Bob Grich, Jun. 18, '74 vs. Min. (H); Don Baylor, Jul. 2, '75 vs. Det. (A)
Most, Game at M.S.	3....Bob Grich, Jun. 18, '74 vs. Min.
Most, Game by Opp. at M.S.	4....Rocky Colavito, Cle., Jun. 10, '59
Most, Game by Opp. on Road	3....Preston Ward, K.C., Sep. 9, '58
Most, Season	49....Frank Robinson, 1966
Most, Season by Rookie	27....Eddie Murray, 1977
Most, Season by Pitcher	6....Jack Harshman, 1958
Most Grand Slams, Season	5....Jim Gentile, 1961
Most vs. One Opponent, Season	11....Frank Robinson (vs. Det.), 1966
Most Consec. Gs. Hit Home Run	6....Reggie Jackson, Jul. 18 thru 23, '76
Most, Season at M.S.	27....Frank Robinson, 1966
Most, Lifetime as Oriole	303....Boog Powell
Most, Lifetime at M.S.	138....Brooks Robinson
Most, Season by Opp.	9....Frank Howard, Was., 1968
Most, Season by Opp. at M.S.	5....Rocky Colavito, Det., 1962
Most, Lifetime by Opp.	67....Harmon Killebrew, Min.
Most, Lifetime by Opp. at M.S.	30....Harmon Killebrew, Min.

### Club

Most, Game	7....May 17, '67 vs. Bos. (A)
Most, Game by Opp.	6....Aug. 4, '56 by Chi. (A), Jun. 10, '59 by Cle. (H)
Most, Inning	4....May 17, '67 vs. Bos. (A) (Etchebarren, Bowens, Powell, D. Johnson)
Most, Succession	3 (3 times)....Apr. 30, '61 vs. Det. (A) (Gentile, Triandos, Hansen); Sep. 10, '65 vs. K.C. (H) (B. Robinson, Blefary, Adair); Sep. 4, '69 vs. Det. (A) (F. Robinson, Powell, B. Robinson)
Most, Game at M.S.	
Both Clubs	7....Jul. 26, '66 (Cle.-5, Bal.-2)
Most, Season	179....1970
Most, Season by Both Clubs at M.S.	147....1966
Most vs. One Club, Season	32 (vs. Det., 18 games)....1966
Most, Pinch-Hit, Season	7....1967

## GRAND SLAM HOME RUNS

### Lifetime Grand Slams by Current Orioles

Total	At Bal.	Player
9	3	Lee May
		(1) Jul. 15, '69 vs. Atl. (Cin.)—Jim Britton
		(2) Apr. 16, '70 vs. L.A. (Cin.)—Fred Norman
		(3) Jul. 20, '70 <sup>2</sup> vs. St.L. (St.L.)—Bob Chlupus
		(4) Sep. 10, '70 vs. L.A. (L.A.)—Joe Moeller
		(5) May 6, '73 vs. N.Y. (N.Y.)—Ray Sadecki
		(6) Jul. 4, '73 vs. Atl. (Atl.)—Danny Frisella
		(7) Aug. 14, '76 vs. Chi. (Bal.)—Terry Forster
		(8) May 4, '77 vs. Oak. (Bal.)—Dock Ellis
		(9) Jul. 5, '77 <sup>2</sup> vs. Det. (Bal.)—Milt Wilcox
3	1	Ken Singleton
		(1) Sep. 29, '74 vs. Phi. (Mtl.)—Ron Schueler
		(2) May 22, '76 vs. Det. (Bal.)—Jim Crawford
		(3) Aug. 6, '77 vs. Cal. (Cal.)—Ken Brett
3	2	Pat Kelly
		(1) Jul. 19, '75 vs. Mil. (Chi.)—Bill Travers
		(2) May 8, '77 vs. Sea. (Bal.)—Dick Pole
		(3) Aug. 29, '77 vs. Cal. (Bal.)—Nolan Ryan
2	1	Terry Crowley
		(1) Jul. 23, '72 vs. K.C. (K.C.)—Roger Nelson
		(2) Sep. 9, '77 vs. Cle. (Bal.)—Larry Anderson
2	1	Doug DeCinces
		(1) May 21, '76 vs. Det. (Bal.)—Ray Bare
		(2) Jul. 25, '78 vs. Tex. (A)—Doyle Alexander
1	0	Eddie Murray
		Apr. 28, '78 vs. Chi. (A)—Lerrin LaGrow
1	0	Billy Smith
		Jun. 2, '78 vs. Sea. (A)—Jim Colborn
1	0	Gary Roenicke
		Sep. 18, '78 vs. Cle. (A)—David Clyde

†Ties Major League record.

\*Included one in ALCS and one in WS.

(Continued on page 10)



## BALTIMORE ORIOLES RECORDS 1954 thru 1978

### GRAND SLAMS BY ORIOLES

Total	At Bal.	Player	Total	At Bal.	Player
7	4	Boog Powell	1	0	Don Buford
6	2	Jim Gentile	1	0	Jim Busby
6	4	Brooks Robinson	1	0	Mike Cuellar
5	1	Gus Triandos	1	1	Jim Dyck
3	2	Paul Blair	1	1	Tito Francona
3	2	Curt Blefary	1	1	Dave Johnson
3	1	Reggie Jackson	1	1	Bob Kennedy
3	3	Lee May	1	0	Billy Klaus
2	1	Terry Crowley	1	1	Curt Motton
2	1	Tommy Davis	1	0	Eddie Murray
2	1	Doug DeCinces	1	0	Albie Pearson
2	1	Bobby Grich	1	1	Dave Philley
2	2	Elrod Hendricks	1	1	Merv Rettenmund
2	2	Pat Kelly	1	0	Gary Roenicke
2	2	Dave McNally	1	0	Billy Smith
2	0	Frank Robinson	1	1	Dick Williams
2	1	Ken Singleton	1	0	Earl Williams
2	1	Gene Woodling			
1	0	Luis Aparicio	75	40	Orioles Totals
1	1	Frank Baker			

**GRAND SLAM NOTES:** The Orioles hit four grand slams in 1978, giving them 16 in the last three seasons. . . The club record, for regular season play, is seven ('60), but in 1970 the O's hit eight altogether, including one in the ALCS (Mike Cuellar) and one in the WS (Dave McNally).

All four of the O's 1978 slams were hit on the road: Eddie Murray at Chicago (April 28 off Lerrin LaGrow), Billy Smith at Seattle (June 2 off Jim Colborn), Doug DeCinces at Texas (July 25 off Doyle Alexander) and Gary Roenicke at Cleveland (Sep. 18 off David Clyde).

Orioles pitchers yielded grand slams at the alarming rate of one per game thru the season's first three games at Milwaukee (April 7, 8 and 9), then, thru the final 158 games, did not give up another. . . The authors of the Brewers slams were Sixto Lezcano (off Tim Stoddard, April 7), Gorman Thomas (off Joe Kerrigan, April 8) and Cecil Cooper (off Scott McGregor, April 9).

**BOOG HOLDS O'S LIFETIME RECORD:** Boog Powell holds the record for most lifetime slams in a Baltimore uniform, seven. Among current Orioles, Lee May has hit the most during his big league career, nine, including three as an Oriole.

**GENTILE HIT 5 IN '61:** Jim Gentile set an American League record and tied a major league mark in '61 when he hit five home runs with the bases full. The major league record had been established by Ernie Banks in '55. . . Gentile also set a major league standard by hitting consecutive bases loaded home runs at Metropolitan Stadium (Minnesota) on May 9, '61 in the 1st inning off Pete Ramos and the 3rd off Paul Giel. . . In addition, Gentile also had a run producing single in that game to set a club record for rbi in a game (nine).

**FRANK ROBINSON HIT 2 IN SAME GAME:** Frank Robinson became the second player in history to hit consecutive grand slams on Jun. 26, '70 at R.F.K. Stadium in Washington, in the 5th off Joe Coleman and 6th off Joe Grzenda. Later, Jim Northrup (then with Detroit) duplicated that feat. Four other players (Lazzeri, Tabor, York and Cloninger) have hit two grand slams in a game, but they were not on consecutive plate appearances.

**BROOKS ROBINSON HIT SLAMS IN SUCCESSIVE GAMES:** Brooks Robinson once blasted bases loaded homers in successive games—at Dodger Stadium off Angels' Ken McBride on May 6, '62 and at Memorial Stadium off the K.C. A's Ed Rakow on May 9, '62.

**M McNALLY ONLY PITCHER WITH WS SLAM:** One of Dave McNally's two grand slams was hit in the '70 World Series, off the Reds' Wayne Granger (3rd game). . . Dave's was the 12th grand slam in series history, but the only one ever hit by a pitcher.

**CUELLAR ONLY PLAYER WITH SLAM IN ALCS:** Until the Dodgers' Ron Cey and Dusty Baker connected for slams in games one and two respectively of the 1977 NLCS, Mike Cuellar had been the only player ever to hit a bases loaded homer in a league championship series. He remains the only one ever to hit a grand slam in an ALCS game.

**OPPONENTS:** Four opponents have hit two grand slams in Memorial Stadium: Roy Sievers (Was.), Bill Skowron (N.Y.), Mike Epstein (Was.) and Rico Petrocelli (Bos.). . . In all, opponents have hit 53 grand slams off Baltimore pitching including 24 in Memorial Stadium. . . Neither Harman Killebrew nor Mickey Mantle has ever hit a grand slam against the O's although Killebrew has hit more home runs vs. O's than any other opponent as well as more in Memorial Stadium—67 (30) and Mantle ranks second with 54 (25).

## BALTIMORE ORIOLES RECORDS 1954 thru 1978

### PITCHING

#### Individual

Most Strikeouts, Game.....	14*	Bob Turley, 4/21/54 vs. Cle. (H)
		Connie Johnson, 9/2/57 vs. N. Y. (H)
Most Bases on Balls, Game.....	12†	Jack Fisher, 8/4/61 vs. L. A. (A) (9 inn.)
Most Innings Pitched, Game.....	16	Jerry Walker, 9/11/59 <sup>2</sup> vs. Chi. (H)
Most Consecutive Shutout Innings..	36	Hal Brown, 1961
Most Consecutive Shutouts.....	3	Jack Fisher, 1960; Hal Brown, 1961; Milt Pappas, 1964; Tom Phoebus, 1967; Jim Palmer (1978)
Most Consecutive Wins.....	17	Dave McNally, 9/22/68 to 8/3/69
Most Consecutive Wins, One Season.....	15	Dave McNally, 1969
Most Wins Over One Club, Season 6		Wally Bunker, vs. K. C., 1964
Most Losses to One Club, Season..	5	Don Larsen, to Chi., 1954; Joe Coleman, to N. Y., 1954; Jim Wilson, to Cle., 1955
Most Wins by Opponent, Season....	6	Bud Daley, K. C., 1959; 5—Pat Dobson, Cle., 1976; Joe Coleman, Det., 1973 (most since 1961 expansion)
Most Losses by Opponent, Season..	5	Ned Garver, K. C., 1957; Dick Stigman, Min., 1963; Stan Williams, Cle., 1969; "Catfish" Hunter, N. Y., 1976

\* Club record is 21 set by 5 pitchers (Barber, Bunker, Watt, E. Fisher, S. Miller) on 6/4/67 vs. Was. (H) (19 inns.).

† Club record is 14 set on 4/30/68 by Howard (6), Brabender (5) and Watt (3).

#### ★ ★ ★

#### No-Hit Games (4)

Hoyt Wilhelm, vs. N. Y., 9/20/58 (H)
* Steve Barber-Stu Miller, vs. Det., 4/30/67 <sup>1</sup> (H)
Tom Phoebus, vs. Bos., 4/27/68 (H)
Jim Palmer, vs. Oak., 8/13/69 (H)

#### One-Hit Games (22)

Joe Coleman, vs. N. Y., 9/9/54 (H)
§ Johnson-G. Zuverink, vs. Chi., 6/21/56 (A)
Hoyt Wilhelm, vs. N. Y., 5/22/59 (H)
Hal Brown, vs. N. Y., 6/1/60 (H)
Steve Barber, vs. K. C., 7/28/60 (H)
Billy Hoelt, vs. Was., 8/19/61 (A)
Wally Bunker, vs. Was., 5/5/64 (H)

#### One-Hit Games (Cont.)

Wally Bunker, vs. K. C., 7/3/64 (H)
Milt Pappas, vs. Min., 9/2/64 (H)
§ Frank Bertaina, vs. K. C., 9/12/64 (H)
Dave McNally, vs. Was., 10/1/64 (H)
Steve Barber, vs. Cal., 4/16/67 <sup>1</sup> (A)
Jim Palmer, vs. N. Y., 5/12/67 (A)
Dave Leonhard, vs. Det., 5/6/68 (H)
Dave McNally, vs. Min., 5/15/69 (A)
Miko Cuellar, vs. Min., 8/10/69 (H)
Mike Cuellar, vs. K. C., 5/12/71 (H)
Jim Palmer, vs. Cle., 7/27/73 <sup>1</sup> (H)
Mike Cuellar, vs. Cal., 5/31/75 (A)
Jim Palmer, vs. K.C., 6/8/75 (H)
Mike Cuellar, vs. Mil., 7/26/75 (A)
Jim Palmer, vs. Min., 8/10/76 (H)

\* Orioles lost, 2-1, when Tigers scored twice in top of 9th inning. . . First Detroit run scored on Barber's wild pitch and deciding run scored on error.

§ Johnson and Zuverink were beaten by Jack Harshman who also pitched one-hitter. . . Bertaina defeated Bob Meyer who also threw one-hitter. . . Score in both games was 1-0.

### NO-HITTERS BY OPPONENTS

Two no-hitters have been pitched against the Orioles in the 25 years they have been back in the American League, both by the Angels. Bo Belinsky was the first, on May 5, '62 at Dodger Stadium, winning 2-0 over Steve Barber. . . In 1975 Nolan Ryan no-hit the Orioles on June 1 at Anaheim Stadium, defeating Ross Grimsley, 1-0.

#### Individual Pitching—By Season

Record	Name	Year
Most Games.....	71	Stu Miller .....1963
		Dave McNally .....1969-70
Most Games Started.....	40	Mike Cuellar .....1970
		Mike Flanagan .....1978
Most Complete Games.....	25	Jim Palmer .....1975
Most Games Finished.....	59	Stu Miller .....1963
		Mike Cuellar .....1970
Most Wins.....	24	Dave McNally .....1970
		Don Larsen .....1954
Most Losses.....	21	Dave McNally .....1971
Best Won-Lost Pct. ....	.808 (21-5)	Bob Turley .....1954
Most Bases on Balls.....	181	Dave McNally .....1968
Most Strikeouts.....	202	Jim Palmer .....1975
Most Innings Pitched.....	323	Jim Palmer .....1975
Most Shutouts.....	10	Robin Roberts .....1963
Most Home Runs Allowed.....	35	Dave McNally .....1968
Lowest E.R.A. ....	1.95	Stu Miller .....1963
Most Saves.....	25	Stu Miller .....1965
Most Wins, Relief.....	14	Stu Miller .....1965
Most Relief Points.....	38	Stu Miller .....1965

(Continued on page 12)



# BALTIMORE ORIOLES RECORDS 1954 thru 1978

## PITCHING (Cont.)

### Club Pitching

Most Consecutive Shutouts.....	5*..9/21 thru 9/6 <sup>2</sup> /74 (Grimsley, Cuellar, Palmer, McNally, Cuellar)
Most Consecutive Shutout Innings	54*..9/1 (from 9th inn.) to 9/7/74 (thru 8th inn.)
Most Complete Games, Season.....	71....1971
Most Consecutive Complete Games, Season .....	7....1968
Most Shutouts, Season.....	21....1961
Most Strikeouts, Season.....	1070....1966
Most Bases on Balls, Season.....	688....1954
Fewest Bases on Balls, Season.....	395....1972
Lowest E.R.A., Season.....	2.53....1972

\* American League record (see page 15 for more details).

★ ★ ★

### 20-Game Winners

Year	Pitcher	Record	Year	Pitcher	Record
1963	Steve Barber	20-13	1972	Jim Palmer	21-10
1968	Dave McNally	22-10	1973	Jim Palmer	22-9
1969	Dave McNally	20-7	1974	Mike Cuellar	22-10
	Mike Cuellar	23-11	1975	Jim Palmer	23-11
1970	Dave McNally	24-9		Mike Torrez	20-9
	Mike Cuellar	24-8	1976	Jim Palmer	22-13
	Jim Palmer	20-10		Wayne Garland	20-7
1971	Dave McNally	21-5	1977	Jim Palmer	20-11
	Mike Cuellar	20-9	1978	Jim Palmer	21-12
	Jim Palmer	20-9			
	Pat Dobson	20-8			

★ ★ ★

### Notes On 20-Game Winners

During the Orioles' first 14 years in Baltimore ('54 thru '67), the club produced only one 20-game winner. That was Steve Barber in 1963 . . . Since then, the O's have had 19 20-game winning performances in a span of 11 seasons ('68 thru '78).

In this period Jim Palmer has been a 20-game winner eight times while Mike Cuellar and Dave McNally have reached that level four times each, and Pat Dobson, Mike Torrez and Wayne Garland once each.

In 1971 four Baltimore pitchers reached the 20-win level. The only other foursome in the entire history of major league baseball to have achieved that feat were four hurlers from the 1920 White Sox (51 years earlier): Urban "Red" Faber-23, Claude Williams-22, Dickie Kerr-21 and Ed Coforte-21. Despite that achievement, incidentally, the White Sox that year finished second, two games back of Cleveland.

The four Orioles pitchers all reached the 20-win plateau within six days: McNally was first on 9/21, then in the series in Cleveland, the other three joined him: Cuellar (9/24—1st game—clinched pennant), Dobson (9/24—2nd game), Palmer (9/26).

★ ★ ★

## FIELDING

### Club—By Season

Most Double Plays.....	189....1977	Most Passed Balls.....	49†..1959
Most Errors.....	167....1955	Highest Fielding Pct.....	.985‡..1964
Fewest Errors .....	95*..1964	Most Consecutive Errorless Games .....	10....1962
Most Errorless Games.....	90....1964		

\* Major League record—tied with 1977 Cincinnati Reds

† Major League record

‡ Modern Major League record (since 1900)

# BALTIMORE ORIOLES RECORDS 1954 thru 1978

## FIELDING (Cont.)

### Individual A.L. and M.L. Fielding Records

#### SECOND BASE

Most Consec. Errorless Games, Season....	86 (AL)	Dauer '78
Most Consec. Errorless Games, League....	89 (AL)	Adair '64-'65
Most Consec. Errorless Chances, Season..	425 (ML)	Dauer '78
Most Consec. Errorless Chances, League..	458 (ML)	Adair '64-'65
Highest Fielding Avg., Season.....	.995 (ML)	Grich '73
(150 or more games)		
Fewest Errors, Season.....	5* (ML)	Adair '64
(150 or more games)		Grich '73

#### THIRD BASE

Most Seasons .....	23 (ML)	B. Robinson
Highest Fielding Avg., Lifetime.....	.971 (ML)	B. Robinson
(1,000 or more games)		
Most Games, Lifetime.....	2,870 (ML)	B. Robinson
Most Putouts, Lifetime.....	2,697 (ML)	B. Robinson
Most Assists, Lifetime.....	6,205 (ML)	B. Robinson
Most Chances, Lifetime.....	8,902 (ML)	B. Robinson
Most Double Plays, Lifetime.....	618 (ML)	B. Robinson
Most Yrs. Leading Lge. in Fldg. Avg.....	11 (AL)	B. Robinson
Most Yrs. Leading Lge. in Games.....	8 (ML)	B. Robinson
Most Yrs. Leading Lge. in Assists.....	8 (ML)	B. Robinson
Most Yrs. Leading Lge. in Chances.....	8† (AL-tie)	B. Robinson
Most Games, Season.....	163 (AL)	B. Robinson
Most Home Runs, Lifetime.....	266 (AL)	B. Robinson

#### SHORTSTOPS

Highest Fielding Avg., Lifetime.....	.987 (AL)	M. Belanger
(1,000 or more games)		

#### OUTFIELDERS

Highest Fielding Avg., Season.....	1.000‡ (ML-tie)	Russ Snyder '65
(100 or more games)		

#### CATCHERS

Most Passed Balls, Inning.....	3‡ (AL)	Gus Triandos (5/4/60)
		Myron Ginsberg (5/10/60)
		Charlie Lau (6/14/62)

\* Also held by Joe Morgan (Cin.) 1977

† Also held by Frank "Home Run" Baker

‡ Held by many

## TRIPLE PLAYS

The Orioles have executed seven triple plays in 25 American League seasons while having been victimized by the same weapon 12 times.

Four of the triple plays were "around the horn" (three were started by Brooks Robinson and one by Doug DeCinces).

Sep. 9, '78—at Tor.—Rick Cerone "gitp" . . . 5-4-3 (D. DeCinces, R. Dauer, E. Murray).

Jun. 3, '77—at K.C. John Watham hit a sac fly to Pat Kelly in right. Fred Patek was caught off 1st and was out, Kelly to Mark Belanger to Billy Smith back to Belanger. Belanger then noticed Dave Nelson standing off 3rd base. He ran at him and tagged him out, completing the game-ending triple play and giving the O's a 7-6 win—9-6-4-6-6.

Sep. 29, '73—at Det.—Frank Howard "gitp" . . . 5-4-3 (B. Robinson, B. Grich, T. Crowley).

Jul. 7, '73—vs. Oak. at Bal.—Gene Tenace "gitp" . . . 5-4-3 (B. Robinson, B. Grich, E. Cabell).

Aug. 6, '69—vs. K.C. at Bal.—Eliseo Rodriguez "gitp" . . . 5-4-3 (B. Robinson, D. Johnson, B. Powell).

Apr. 9, '59—at Was.—Ed Fitzgerald line drive . . . 3-6-3 (B. Boyd, C. Carrasquel, B. Boyd).

Aug. 3, '55—vs. K.C. at Bal.—Art Ceccarelli "gidp" then runner was thrown out at home . . . 3-6-2 (G. Triandos, W. Miranda, H. Smith).

Elrod Hendricks was the last Oriole to hit into a triple play, in Boston on May 25, '72. Duane Josephson (1b) caught his line drive, stepped on first then threw to Luis Aparicio at second for the third out. . . . On four of the 12 occasions that Birds' opponents have executed triple plays, Brooks Robinson has been the batter. Brooks grounded into one, lined into another and two were "gidp's" with a runner then being thrown out between third and home.

(Continued on page 14)

## BALTIMORE ORIOLES RECORDS 1954 thru 1978

### GENERAL CLUB RECORDS

Longest Win Streak.....	14	[Sep. 20, '70 thru Apr. 10, '71 [Aug. 12, '73 thru Aug. 27, '73]
Longest Win Streak (Season)...	14	Aug. 12, '73 thru Aug. 27, '73
Longest Losing Streak.....	19	Aug. 11 thru Aug. 25, '54
Longest Game, by Innings.....	5:27	Jun. 4, '67 vs. Was. (H)
Longest Game, by Time.....	3:47	Aug. 25, '68 vs. Bos. (H), (18 inn.) (Bal. 3, Bos. 2)
		Aug. 14, '55 vs. N.Y. (H) (9 inn.) (Bal. 6, N.Y. 20)
Shortest Game, by Time.....	1:32	Sep. 26, '62 vs. K.C. (H)
Most Players Used, Game.....	24	Sep. 7, '58 vs. Bos. (H) (10 inn.)
Most Players Used Both Clubs, Game	42	Jun. 23, '54 vs. Bos. (H) (17 inn.)
Most Wins Over One Club, Season	16	vs. K.C. A's ('57) and Bos. ('60)
	15	vs. Was. ('63)—(since expansion) vs. N.Y. ('66)—(since expansion)
Most Consecutive Wins Over One Club	23†	vs. K.C. (May 10, '69 thru Aug. 2, '70)
Most Losses to One Club, Season	19	to Cle. ('54, '55), to N.Y. ('55)

† Major League record.

### ORIOLES CAREER BATTING LEADERS

GAMES	AT BATS	RUNS
2,896...B. Robinson	10,654...B. Robinson	1,232...B. Robinson
1,763...Powell	5,912...Powell	796...Powell
1,700...Blair	5,606...Blair	737...Blair
1,683...Belanger	5,129...Belanger	596...Belanger
995...D. Johnson	3,489...D. Johnson	555...F. Robinson
953...Triandos	3,186...Triandos	432...Grich
827...F. Robinson	2,948...Aparicio	408...Buford
815...Snyder	2,941...F. Robinson	392...Brandt
802...Brandt	2,790...Grich	385...Aparicio
786...Grich	2,741...Brandt	382...D. Johnson
HITS	DOUBLES	TRIPLES
2,848...B. Robinson	482...B. Robinson	68...B. Robinson
1,574...Powell	269...Blair	51...Blair
1,426...Blair	243...Powell	34...Aparicio
1,187...Belanger	186...D. Johnson	31...Bumbry
904...D. Johnson	158...Belanger	27...Grich
882...F. Robinson	143...F. Robinson	26...Belanger
794...Triandos	137...Grich	22...Brandt
740...Aparicio	128...Brandt	20...Boyd
730...Grich	119...Triandos	20...Snyder
710...Brandt	118...Adair	18...F. Robinson
HOME RUNS	TOTAL BASES	RUNS BATTED IN
303...Powell	4,270...B. Robinson	1,357...B. Robinson
268...B. Robinson	2,748...Powell	1,063...Powell
179...F. Robinson	2,175...Blair	567...Blair
142...Triandos	1,598...F. Robinson	545...F. Robinson
126...Blair	1,454...Belanger	517...Triandos
124...Gentile	1,351...Triandos	398...Gentile
97...L. May	1,320...D. Johnson	391...D. Johnson
86...Brandt	1,140...Brandt	387...L. May
82...Blefary	1,131...Grich	344...Belanger
70...Grich	1,012...Aparicio	344...Brandt
		307...Grich
EXTRA BASE HITS	BATTING PCT.	STOLEN BASES
818...B. Robinson	.303...Nieman	167...Blair
557...Powell	.301...Boyd	166...Aparicio
446...Blair	.300...F. Robinson	153...Belanger
359...F. Robinson	.300...Singleton	118...Bayler
268...D. Johnson	.291...T. Davis	117...Bumbry
267...Triandos	.284...Murray	85...Buford
236...Brandt	.284...Rettenmund	77...Grich
234...Grich	.283...Bumbry	52...Rettenmund
207...Gentile	.280...Snyder	43...Coggins
203...Belanger	.280...Woodling	40...Snyder

★ ★ ★

**.300 HITTERS:** In 25 seasons the Orioles have had only 16 qualifying .300 hitters (477 plate appearances from '54 thru '60 and 502 plate appearances since '61)—1956-Bob Nieman, .322... 1957-Bob Boyd, .318... 1959-Gene Woodling, .300... 1961-Jim Gentile, .302... 1962-Brooks Robinson, .303... 1964-Brooks Robinson, .317... 1966-Frank Robinson, .316... 1967-Frank Robinson, .311... 1969-Frank Robinson, .308 and Boog Powell, .304... 1970-Frank Robinson, .306... 1971-Merv Rettenmund, .318... 1973-Tommy Davis, .306... 1975-Ken Singleton, .300... 1977-Ken Singleton, .328 and Al Bumbry, .317... 1977 was only the 2nd time the Orioles have had two .300 hitters in the same season.

## ORIOLES CAREER PITCHING LEADERS

ERA (500 or more innings)	WINS	LOSSES
S. Miller .....2.37	Palmer .....215	Palmer .....116
Wilhelm .....2.42	McNally .....181	McNally .....113
Palmer .....2.63	Cuellar .....143	Cuellar .....88
Watt .....2.73	Pappas .....110	Barber .....75
Dobson .....2.78	Barber .....95	Pappas .....74
O'Dell .....2.87	Hall .....65	H. Brown .....48
Hall .....2.89	H. Brown .....62	Grimsley .....43
Hardin .....2.95	Phoebeus & Grimsley .....50	Estrada .....41
Phoebeus .....3.06	Grimsley .....48	J. Fisher & Wilhelm .....39
Roberts .....3.09		
STRIKEOUTS	INNINGS	WON-LOST PCT. (50 or more decisions)
Palmer .....1,860	Palmer .....3,119	Palmer ......650 (215-116)
McNally .....1,476	McNally .....2,653	Bunker ......620 (144-27)
Cuellar .....979	Cuellar .....2,028	Cuellar ......619 (143-88)
Pappas .....944	Pappas .....1,632	Hall ......619 (65-40)
Barber .....917	Barber .....1,415	McNally ......616 (181-113)
Phoebeus .....578	H. Brown .....1,032	D. Martinez ......608 (31-20)
Estrada .....517	Grimsley .....848	Pappas ......598 (110-74)
Watt .....433	Phoebeus .....808	Dobson ......581 (36-26)
S. Miller .....432	Hall .....770	R. May ......580 (29-21)
H. Brown .....422	Roberts .....761	Hardin ......576 (38-28)
GAMES	SHUTOUTS	SAVES (75 rule applied)
Palmer .....424	Palmer .....51	S. Miller .....88
McNally .....412	McNally .....33	Watt .....72
Watt .....363	Cuellar .....30	Hall .....51
Hall .....342	Pappas .....26	Jackson .....39
S. Miller .....297	Barber .....19	Wilhelm .....35
Cuellar .....290	Phoebeus .....11	Richard .....29
Pappas .....264	H. Brown .....9	Stanhouse .....24
Barber .....263	Dobson .....7	Drabowsky .....23
G. Jackson .....209	Grimsley .....7	T. Martinez .....22
H. Brown .....204	Hardin .....7	D. Miller .....16
	Roberts .....7	Reynolds .....16

★ ★ ★

### ORIOLES SET A.L. RECORDS FOR CONSECUTIVE SHUTOUTS (5) AND CONSECUTIVE SCORELESS INNINGS (54) IN 1974

The Orioles pitching staff set two A.L. records in early September, 1974 by putting together a string of five straight shutouts and by blanking their opponents over a stretch of 54 consecutive innings. The scoreless streak actually started in the 9th inning of a game in Kansas City on September 1. Dave McNally gave up his only run in the 8th and then pitched a scoreless 9th while beating the Royals, 7-1. The streak ended six games later in the 9th inning on September 7 when Ross Grimsley working on a 3-0 lead gave up a two-run home run to Cleveland's Charlie Spikes. Grimsley who was the winner anyway by a 3-2 score was relieved at that point by Bob Reynolds. That also ended another string, of six straight complete games, but extended the Birds' winning streak to 10.

Date	Opponent	H/A	Score	Consec. Scoreless Innings	Pitcher	Hits Allowed
Sep. 1	Kansas City	A	7-1	1 (9th)	Dave McNally-cg	4
Sep. 2	Boston	H	1-0	9	Ross Grimsley-cg	3
Sep. 2	Boston	H	1-0	9	Mike Cuellar-cg	2
Sep. 4	Boston	H	6-0	9	Jim Palmer-cg	3
Sep. 6	Cleveland	A	2-0	9	Dave McNally-cg	3
Sep. 6	Cleveland	A	1-0	9	Mike Cuellar-cg	5
Sep. 7	Cleveland	A	3-2	8 (1st-8th)	Ross Grimsley	4

During the 54 inning skein the O's out-scored their opponents, 14-0, and out-hit them 37-20... Mike Cuellar won two of the five straight shutouts, both by 1-0.

The major league records of six straight shutouts and 56 consecutive innings which the O's came very close to at least tying were set by the 1903 Pirates (June 1 thru 9). The previous A.L. record of 47 consecutive innings was held by the 1948 Cleveland Indians and the mark of four consecutive shutouts had been accomplished four times, most recently by the Orioles' foursome of Hal Brown, Billy Loes, Connie Johnson, and Ray Moore between June 24 and 28, 1957.

### COVER—ORIOLES' CAPS

In 25 seasons the Orioles have worn the seven different caps pictured on the cover. We have listed below the years in which each of the seven hats were worn:

Left top—'54 thru '57... left middle—'58 thru '62... bottom middle—'63... right top—'64-'65... right middle—'66 thru '74... right bottom—'75-'76 and center bottom—'75 thru present.



## ALL TIME ORIOLES ROSTER ORIOLES MANAGERS, COACHES AND PLAYERS

1954 thru 1978

### MANAGERS

BAUER, Hank ('64-'68)  
DYKES, Jimmie ('54)  
HARRIS, Luman (Sep., '61)  
HENDRICKS, Elrod ('78-)  
HITCHCOCK, Bill ('62-'63)  
RICHARDS, Paul ('55-'61)  
ROBINSON, Frank ('78-)  
WEAVER, Earl (July, '68-)

### COACHES

ADAIR, Jimmy ('60-'61)  
APPLING, Luke ('63)  
BAMBERGER, George ('68-'77)  
BAUER, Hank ('63)  
BRECHEN, Harry ('54-'67)  
BUSBY, Jim ('61)  
ERMER, Cal ('62)  
FREY, Jim ('70-)  
HARRIS, Luman ('55-'61)  
HENDRICKS, Elrod ('78-)  
HOSCHEIT, Vern ('68)  
HUNTER, Bill ('64-'77)  
JOHNSON, Darrell ('62)  
LOLLAR, Sherman ('64-'67)  
LAU, Charlie ('69)  
OLIVER, Tom ('54)  
RIPKEN, Cal ('76-)  
ROBINSON, Eddie ('59)  
SCARBOROUGH, Ray ('68)  
SKAFF, Frank ('54)  
STALLER, George ('62, '68-'75)  
VINCENT, Al ('55-'59)  
WEAVER, Earl ('68)  
WOODLING, Gene ('64-'67)

### PLAYERS

**A**  
ABRAMS, Cal ('54-'55)  
ADAIR, Jerry ('58-'66)  
ADAMS, Bobby ('56)  
ADAMSON, Mike ('67-'69)  
ALEXANDER, Bob ('55)  
ALEXANDER, Doyle ('72-'76)  
ANDERSON, John ('60)  
ANDERSON, Mike ('78)  
APARICIO, Luis ('63-'67)  
AVILA, Bobby ('59)

**B**  
BAILOR, Bob ('75-'76)  
BAKER, Frank ('73-'74)  
BAMBERGER, George ('59)  
BARBER, Steve ('60-'67)  
BARKER, Roy ('60)  
BARNOWSKI, Ed ('65-'66)  
BAYLON, Don ('70-'75)  
BEAMON, Charlie ('56-'58)  
BEENE, Fred ('68-'70)  
BELANGER, Mark ('65-)  
BERRY, Connie ('54)  
BERTAINE, Frank ('64-'67, '69)  
BESANA, Fred ('56)  
BICKFORD, Vern ('54)  
BIRER, Werner "Babe" ('56)  
BLAIR, Paul ('64-'76)  
BLEFARY, Curt ('65-'68)  
BLYZKA, Mike ('54)  
BOSWELL, Dave ('71)  
BOWENS, Sam ('63-'67)  
BOYD, Bob ('56-'60)  
BRABENDER, Gene ('66-'68)  
BRANDT, Jack ('60-'65)  
BREEDING, Marv ('60-'62)  
BRIDWESER, Jim ('54, '57)  
BRILES, Nelson ('77-)  
BROWN, Dick ('63-'65)  
BROWN, Hal ('55-'62)  
BROWN, Larry ('73)  
BRUNET, George ('63)  
BUFORD, Don ('68-'72)  
BUMBRY, Al ('72-)  
BUNKER, Wally ('63-'68)  
BURKE, Leo ('58-'59)  
BURNSIDE, Pete ('63)  
BUSBY, Jim ('57-'58, '60-'61)  
BUZHARDT, John ('67)  
BYRD, Harry ('55)

**C**  
CABELL, Enos ('72-'74)  
CARRASQUEL, Chico ('59)  
CARREON, Camilo ('66)  
CASTLEMAN, Foster ('58)  
CAUSEY, Wayne ('55-'57)

CECCARELLI, Art ('57)  
CHAKALES, Bob ('54)  
CHEVEZ, Tony ('77)  
CIMOLI, Gino ('64)  
COAN, Gil ('54-'55)  
COGGINS, Rich ('72-'74)  
COLEMAN, Joe ('54-'55)  
COLEMAN, Walter "Rip" ('59-'60)  
CONSUEGRA, Sandy ('56-'57)  
COURTNEY, Clint ('54, '60-'61)  
COX, Billy ('55)  
CRISCIONE, Dave ('77)  
CROWLEY, Terry ('69-'73, '76, '77-)  
CUELLAR, Mike ('69-'76)

### D

DAGRES, Angelo ('55)  
DALRYMPLE, Clay ('69-'71)  
DAUER, Rich ('66-)  
DAVANON, Jerry ('71)  
DAVIS, Tommy ('72-'75)  
DECINCES, Doug ('73-)  
DELOCK, Ike ('63)  
DEMPSEY, Rick ('76-)  
DIERING, Chuck ('54-'56)  
DILLMAN, Bill ('67)  
DIMMEL, Mike ('77-'78)  
DOBSON, Pat ('71-'72)  
DORISH, Harry ('55-'56)  
DRABOWSKY, Moe ('66-'68, '70)  
DRAGO, Dick ('77)  
DROPO, Walt ('59-'61)  
DUKES, Tom ('71)  
DUNCAN, Dave ('75-'76)  
DUREN, Ryne ('54)  
DURHAM, Joe ('54, '57)  
DYCK, Jim ('55-'56)

### E

EPSTEIN, Mike ('66-'67)  
ESSEGIAN, Chuck ('61)  
ESTRADA, Chuck ('60-'64)  
ETCHEBARRIN, Andy ('62, '65-'75)  
EVERS, Walter "Hoot" ('55-'56)

### F

FARMER, Ed ('77)  
FERNANDEZ, Chico ('68)  
FERRARESE, Don ('55-'57)  
FINIGAN, Jim ('59)  
FIORE, Mike ('68)  
FISHER, Eddie ('66-'67)  
FISHER, Jack ('59-'62)  
FISHER, Tom ('67)  
FLANAGAN, Mike ('75-)  
FLINN, John ('78)  
FLOYD, Bob ('68-'70)  
FOILES, Hank ('61)  
FORD, Dave ('78)  
FORNIELES, Mike ('56-'57)  
FOX, Howie ('54)  
FRANCONA, Tito ('56-'57)  
FRAZIER, Joe ('56)  
FRED, Roger ('70)  
FRIDLEY, Jim ('54)  
FULLER, Jim ('73-'74)

### G

GAINES, Joe ('63-'64)  
GARCIA, Kiko ('76-)  
GARCIA, Vinicio ('54)  
GARDNER, Billy ('56-'59)  
GARLAND, Wayne ('73-'76)  
GASTALL, Tom ('55-'56)  
GENTILE, Jim ('60-'63)  
GILLIFORD, Paul ('67)  
GINSBERG, Joe ('56-'60)  
GOODMAN, Billy ('57)  
GRAY, Ted ('55)  
GREEN, Gene ('60)  
GREEN, Lenny ('57-'59, '64)  
GRICH, Bob ('70-'76)  
GRIMSLEY, Ross ('74-'77)

### H

HADDIX, Harvey ('64-'65)  
HALE, Bob ('55-'59)  
HALL, Dick ('61-'66, '69-'71)  
HAMRIC, Bert ('58)  
HANEY, Larry ('66-'68)  
HANSEN, Ron ('58-'62)  
HARDIN, Jim ('67-'71)  
HARLOW, Larry ('75, '77-)  
HARPER, Tommy ('76)  
HARRISON, Bob ('55-'56)

## ALL TIME ORIOLES ROSTER ORIOLES MANAGERS, COACHES AND PLAYERS

1954 thru 1978

HARRISON, Roric ('72)  
HARSHMAN, Jack ('58-'59)  
HATTON, Grady ('56)  
HEARD, Jehosie ('54)  
HELD, Mel ('56)  
HELD, Woodie ('66-'67)  
HENDRICKS, Elrod ('68-'72, '73-'76, '78-)  
HERZOG, Dorel "Whitey" ('61-'62)  
HOEFT, Billy ('59-'62)  
HOLDSWORTH, Fred ('76-'77)  
HOLTZMAN, Ken ('76)  
HOOD, Don ('73-'74)  
HOUTTEMAN, Art ('57)  
HOWARD, Bruce ('68)  
HUNTER, Bill ('54)  
HUTTO, Jim ('75)  
HYDE, Dick ('61)

### J

JACKSON, Grant ('71-'76)  
JACKSON, Lou ('64)  
JACKSON, Reggie ('76)  
JEFFERSON, Jesse ('73-'75)  
JOHNSON, Bob ('63-'67)  
JOHNSON, Connie ('56-'58)  
JOHNSON, Darrell ('62)  
JOHNSON, Dave ('65-'72)  
JOHNSON, David ('74-'75)  
JOHNSON, Don ('55)  
JOHNSON, Ernie ('59)  
JONES, Gordon ('60-'61)  
JONES, Sam ('64)

### K

KELL, George ('56-'57)  
KELLERT, Frank ('54)  
KELLY, Pat ('77-)  
KENNEDY, Bob ('54-'55)  
KERRIGAN, Joe ('78-)  
KIRKLAND, Willie ('64)  
KLAUS, Billy ('59-'60)  
KNOWLES, Darold ('65)  
KOKOS, Dick ('54)  
KOSLO, Dave ('54)  
KRETLOW, Lou ('54-'55)  
KRYHOSKI, Dick ('54)  
KUZAVA, Bob ('54-'55)

### L

LANDRITH, Hobbie ('62-'63)  
LARSEN, Don ('54, '65)  
LAU, Charlie ('61-'63, '64-'67)  
LEHEW, Jim ('61-'62)  
LEHMAN, Ken ('57-'58)  
LENHARDT, Don ('54)  
LEONHARD, Dave ('67-'72)  
LEPPERT, Don ('55)  
LITTLEFIELD, Dick ('54)  
LOCKE, Charlie ('55)  
LOCKMAN, Whitey ('59)  
LOES, Billy ('56-'59)  
LOPAT, Eddie ('55)  
LOPEZ, Carlos ('78-)  
LOPEZ, Marcelino ('67, '69-'70)  
LUEBKE, Dick ('62)

### M

MABE, Bobbie ('60)  
MADDOX, Elliott ('77)  
MAJESKI, Hank ('55)  
MARQUIS, Roger ('55)  
MARSH, Fred ('55-'56)  
MARSHALL, Jim ('58)  
MARTIN, Morrie ('56)  
MARTINEZ, Dennis ('76-)  
MARTINEZ, Tippy ('76-)  
MATCHICK, Tom ('72)  
MAXWELL, Charlie ('55)  
MAY, Dave ('67-'70)  
MAY, Lee ('75-)  
MAY, Rudy ('76-'77)  
MELE, Sam ('54)  
MIKSI, Eddie ('57-'58)  
MILLER, Bill ('55)  
MILLER, Dyar ('75-'77)  
MILLER, John ('62, '63, '65-'67)  
MILLER, Randy ('77)  
MILLER, Stu ('63-'67)  
MIRANDA, Willie ('55-'59)  
MITCHELL, Paul ('75)

MOELLER, Ron ('56, '58)  
MOORE, Ray ('55-'57)  
MORA, Andres ('76-)  
MORRIS, John ('68)  
MOSS, Les ('54-'55)  
MOTTON, Curt ('67-'71, '73-'74)  
MURRAY, Eddie ('77-)  
MURRAY, Ray ('54)  
MUSER, Tony ('75-'77)

### Mc

McCORMICK, Mike ('63-'64)  
McDONALD, Jim ('55)  
McGREGOR, Scott ('76-)  
McGUIRE, Mickey ('62, '67)  
McNALLY, Dave ('62-'74)

### N

NARUM, Buster ('63)  
NELSON, Bob ('55-'57)  
NELSON, Roger ('68)  
NICHOLSON, Dave ('60, '62)  
NIEMAN, Bob ('56-'59)  
NORDBROOK, Tim ('74-'76)  
NORTHROP, Jim ('74-'75)

### O

OATES, Johnny ('70-'72)  
O'DELL, Billy ('54, '56-'59)  
O'DONOGHUE, John ('68)  
OERTEL, Chuck ('58)  
OLIVER, Bob ('74)  
ORSINO, John ('63-'65)

### P

PAGAN, Dave ('76)  
PALICA, Erv ('55-'56)  
PALMER, Jim ('65-'67, '69-)  
PAPA, John ('61-'62)  
PAPPAS, Milt ('57-'65)  
PARROTT, Mike ('77)  
PATTON, Tom ('57)  
PEARSON, Albie ('59-'60)  
PENA, Orlando ('71, '73)  
PETERSON, Buddy ('57)  
PHILLEY, Dave ('55-'56, '60-'61)  
PHOEBUS, Tom ('66-'70)  
PILARCIK, Al ('57-'60)  
PILLETTE, Duane ('54-'55)  
PINIELLA, Lou ('64)  
POPE, Dave ('55-'56)  
PORTOCARRERO, Arnie ('58-'60)  
POWELL, Boog ('61-'74)  
POWERS, John ('60)  
POWIS, Carl ('57)  
PYBURN, Jim ('55-'57)

### Q

QUIRK, Art ('62)

### R

REINBACH, Mike ('74)  
RETTENMUND, Merv ('68-'73)  
REYNOLDS, Bob ('72-'75)  
RICE, Del ('60)  
RICHTER, Pete ('67-'71)  
ROBERTS, Robin ('62-'65)  
ROBINSON, Brooks ('55-'77)  
ROBINSON, Earl ('61-'62, '64)  
ROBINSON, Eddie ('57)  
ROBINSON, Frank ('66-'71)  
ROBLES, Sergio ('72-'73)  
ROENICKE, Gary ('78-)  
ROGOVIN, Saul ('55)  
ROWE, Ken ('64-'65)  
ROZNOVSKY, Vic ('66, '67)  
RUDOLPH, Ken ('77)

### S

SALMON, Chico ('69-'72)  
SAVERINE, Bob ('59, '62-'64)  
SCHALLOCK, Art ('55)  
SCHMITZ, Johnny ('56)  
SCOTT, Mickey ('72-'73)  
SEGRIST, Kal ('55)  
SEVERINSEN, Al ('69)  
SHETRONE, Barry ('59-'60, '62)  
SHOPAY, Tom ('71-'72, '75-'77)  
SHORT, Billy ('62, '66)  
SIEBERN, Norm ('64-'65)  
SINGLETON, Ken ('75-)  
SKAGGS, Dave ('77-)

(Continued on page 18)

## ALL TIME ORIOLES ROSTER ORIOLES MANAGERS, COACHES AND PLAYERS

1954 thru 1978

SLEATER, Lou ('58)  
SMITH, Al ('63)  
SMITH, Billy ('77-)  
SMITH, Hal ('55-'56)  
SMITH, Nate ('62)  
SNYDER, Russ ('61-'67)  
STANHOUSE, Don ('78-)  
STARRETTE, Herm ('63-'65)  
STEPHENS, Gene ('60-'61)  
STEPHENS, Vern ('54-'55)  
STEPHENSON, Earl ('77-'78)  
STEWART, Sammy ('78)  
STILLMAN, Royle ('75-'76)  
STOCK, Wes ('59-'64)  
STODDARD, Tim ('78)  
STONE, Dean ('63)  
STUART, Marlin ('54)  
SUNDIN, Gordon ('56)

T  
TASBY, Willie ('58-'60)  
TAYLOR, Joe ('58-'59)  
TEMPLE, John ('62)  
THOMAS, Valmy ('60)  
THOMSON, Bobby ('60)  
THRONBERRY, Marv ('61-'62)  
TORREZ, Mike ('75)  
TRIANDOS, Gus ('55-'62)  
TROUT, Paul "Dizzy" ('57)  
TURLEY, Bob ('54)

V  
VALENTINE, Fred ('59, '63, '68)  
VINEYARD, Dave ('64)  
VIRGIL, Ozzie ('62)

W  
WAITKUS, Eddie ('54-'55)  
WALKER, Jerry ('57-'60)  
WARD, Pete ('62)  
WARWICK, Carl ('65)  
WATT, Ed ('66-'73)  
WERLEY, George ('56)  
WERTZ, Vic ('54)  
WESTLAKE, Wally ('55)  
WIGHT, Bill ('55-'57)  
WILHELM, Hoyt ('58-'62)  
WILLIAMS, Dick ('56-'58, '61-'62)  
WILLIAMS, Earl ('73-'75)  
WILSON, Jim ('55-'56)  
WOODLING, Gene ('55, '58-'60)

Y  
YOUNG, Bobby ('54-'55)

Z  
ZUPO, Frank ('57-'58, '61)  
ZUVERINK, George ('55-'59)

The list above contains only those who appeared for Orioles in at least one regular season game. Larry Doby, for example, was on roster during winter of '57-'58 but was traded before season started. Johnny Pesky, Bruce Swango and others were with club during a season but did not appear in any games.

### ORIOLES GOLD GLOVE AWARD WINNERS

Year	Player	Year	Player	Year	Player
1960	B. Robinson (3b)	1970	B. Robinson (3b)	1975	Belanger (ss)
1961	B. Robinson (3b)		D. Johnson (2b)		Grich (2b)
1962	B. Robinson (3b)		Blair (of)		Blair (of)
1963	B. Robinson (3b)	1971	B. Robinson (3b)		B. Robinson (3b)
1964	B. Robinson (3b)		Belanger (ss)	1976	Belanger (ss)
	Aparicio (ss)		D. Johnson (2b)		Grich (2b)
1965	B. Robinson (3b)		Blair (of)		Palmer (p)
1966	B. Robinson (3b)	1972	B. Robinson (3b)	1977	Belanger (ss)
	Aparicio (ss)		Blair (of)		Palmer (p)
1967	B. Robinson (3b)	1973	B. Robinson (3b)		Belanger (ss)
	Blair (of)		Belanger (ss)	1978	Belanger (ss)
1968	B. Robinson (3b)		Grich (2b)		Palmer (p)
1969	B. Robinson (3b)		Blair (of)		
	Belanger (ss)	1974	B. Robinson (3b)		
	D. Johnson (2b)		Belanger (ss)		
	Blair (of)		Grich (2b)		
			Blair (of)		

Notes: In '78 the Orioles won two Gold Gloves . . . It was the tenth straight year they had won two or more . . . The Birds have captured four Gold Gloves five different times and three on two occasions, and have had at least one winner for 19 straight seasons.

The Orioles have won 44 Gold Gloves over the years (including 32 in the last 10 seasons), more than any other major league club . . . Cincinnati ranks second with 36 and St. Louis third with 32.

Multiple Orioles individual winners: Brooks Robinson (16), Paul Blair and Mark Belanger (8 each), Bobby Grich (4), Dave Johnson and Jim Palmer (3 each), and Luis Aparicio (2).

The Gold Glove awards have been presented annually since 1957 by *The Sporting News* in cooperation with the Rawlings Sporting Goods Company to those players considered to be the best at their respective positions by vote of league managers, TSN correspondents, and one play-by-play announcer from each league city.

Selection is based not only on consistency (i.e., fielding percentage), but on overall ability and effectiveness.

### THE BIRDS AND THE BROWNS

The Baltimore Orioles were charter members of the American League when it began operation in 1901. However, after two seasons the club was moved to New York where it ultimately became known as the New York Yankees.

The franchise from which the current Orioles descend came into the A.L. in 1901 representing Milwaukee, but in 1902 was transferred to St. Louis and named the Browns. In 52 seasons (1902 thru 1953) the Browns were, perhaps, the most unsuccessful team in major league history. They were 3,416-4,465 (.433) and finished in the second division 40 times. They won their only pennant in 1944 then lost the world series in six games to their home town rivals, the Cardinals.

In June, 1951, Bill and Charles DeWitt sold their controlling interest to Bill Veeck who operated the club for the next 2½ seasons. On September 29, 1953, he sold his shares to a group of Baltimore businessmen who brought major league baseball back to this city after a 51-year lapse.

## MAJOR ORIOLES AWARD WINNERS

**Most Valuable Player, A.L. (BBWAA):** Brooks Robinson (1964), Frank Robinson (1966), Boog Powell (1970).

**Cy Young Award, A.L. (BBWAA):** Mike Cuellar (1969, tied with Denny McLain), Jim Palmer (1973, 1975, 1976).

**Manager of the Year, Major League (The Sporting News):** Hank Bauer (1966), Earl Weaver (1977).

**Manager of the Year, A.L. (Associated Press):** Paul Richards (1960), Hank Bauer (1964, 1966), Earl Weaver (1973, 1977).

**Rookie of the Year, A.L. (BBWAA):** Ron Hansen (1960), Curt Blefary (1965), Al Bumbry (1973), Eddie Murray (1977).

**Rookie of the Year, A.L. (The Sporting News):** Ron Hansen (1960), Curt Blefary (1965), Al Bumbry (1973).

**Rookie Pitcher of the Year, A.L. (The Sporting News):** Wally Bunker (1964), Tom Phoebus (1967).

**Player of the Year, A.L. (The Sporting News):** Brooks Robinson (1964), Frank Robinson (1966).

**Pitcher of the Year, A.L. (The Sporting News):** Chuck Estrada (1960), Jim Palmer (1973, 1975, 1976).

**Player of the Year, Major League (The Sporting News):** Frank Robinson (1966).

**Executive of the Year, Major League (The Sporting News):** Harry Dalton (1970).

**Roberto Clemente Award (Commissioner's Office):** Presented annually to player "who best typifies the game of baseball, both on and off the field"—Brooks Robinson (1972).

**Joe Cronin Award (American League Office):** Presented annually to an American League player for significant achievement—Jim Palmer (1976), Brooks Robinson (1977).

**Most Valuable Player, World Series (Sport Magazine):** Frank Robinson (1966), Brooks Robinson (1970).

**Most Valuable Player, All Star Game (Commissioner's Office):** Now known as the Arch Ward Memorial Trophy—Billy O'Dell (1958), Brooks Robinson (1966), Frank Robinson (1971).

### MOST VALUABLE ORIOLES

This award is presented annually by the Sports Boosters of Maryland to the most valuable Oriole player by vote of sportswriters and broadcasters who cover the club on a regular basis.

Eddie Murray was a landslide winner in 1978, having been named first on 10 of the 12 ballots cast (each voter chose three candidates in order of preference). Eddie was the fourth first baseman to have been chosen in 25 years . . . The others were Jim Gentile, Boog Powell and Lee May . . . Past winners:

1954—Chuck Diering (of)	1968—Dave McNally (p)
1955—Dave Philley (of)	1969—Boog Powell (1b)
1956—Bob Nieman (of)	1970—Boog Powell (1b)
1957—Billy Gardner (2b)	1971—Brooks Robinson (3b) & Frank Robinson (of)
1958—Gus Triandos (c)	1972—Jim Palmer (p)
1959—Gene Woodling (of)	1973—Jim Palmer (p)
1960—Brooks Robinson (3b)	1974—Paul Blair (of) & Mike Cuellar (p)
1961—Jim Gentile (1b)	1975—Ken Singleton (of)
1962—Brooks Robinson (3b)	1976—Lee May (1b)
1963—Stu Miller (p)	1977—Ken Singleton (of)
1964—Brooks Robinson (3b)	1978—Eddie Murray (1b)
1965—Stu Miller (p)	
1966—Frank Robinson (of)	
1967—Frank Robinson (of)	

Brooks Robinson was chosen four times (including 1971 when he tied with Frank Robinson) . . . Frank Robinson was picked three times and four others have won twice: Stu Miller, Boog Powell, Jim Palmer and Ken Singleton.



## ORIOLES ALL STAR GAME SELECTEES—1954-1978

PLAYERS	PLAYERS	PLAYERS
<b>1954</b>	<b>1964</b>	<b>1971</b>
Bob Turley (DNP)	Luis Aparicio*	Don Buford
<b>1955</b>	Brooks Robinson (ST)	Mike Cuellar
Jim Wilson (DNP)	Norm Siebern	Jim Palmer
<b>1956</b>	<b>1965</b>	Boog Powell*
George Kell (ST)	Milt Pappas (ST)	Brooks Robinson (ST)
<b>1957</b>	Brooks Robinson (ST)	Frank Robinson (ST)
George Kell (ST)	<b>1966</b>	<b>1972</b>
Billy Loes	Steve Barber (DNP)	Pat Dobson (DNP)
Gus Triandos (DNP)	Andy Etchebarren (DNP)	Bobby Grich (ST)†
<b>1958</b>	Brooks Robinson (ST)	Dave McNally
Billy O'Dell	Frank Robinson (ST)	Jim Palmer (ST)
Gus Triandos (ST)	<b>1967</b>	Brooks Robinson (ST)
<b>1959</b>	Andy Etchebarren (DNP)	<b>1973</b>
Billy O'Dell	Brooks Robinson (ST)	Paul Blair
Gus Triandos (ST)	Frank Robinson (DNP)	Brooks Robinson (ST)
Jerry Walker (ST)	<b>1968</b>	<b>1974</b>
Hoyt Wilhelm (DNP 1st)	Dave Johnson	Mike Cuellar (DNP)
Gene Woodling	Boog Powell	Bobby Grich
<b>1960</b>	Brooks Robinson (ST)	Brooks Robinson (ST)
Chuck Estrada	<b>1969</b>	<b>1975</b>
Jim Gentile	Paul Blair	Jim Palmer (DNP)
Ron Hansen (ST)	Dave Johnson*	<b>1976</b>
Brooks Robinson	Dave McNally	Mark Belanger
<b>1961</b>	Boog Powell (ST)	Bobby Grich (ST)
Jack Brandt	Brooks Robinson	<b>1977</b>
Jim Gentile	Frank Robinson (ST)	Jim Palmer (ST)
Brooks Robinson (ST)	<b>1970</b>	Ken Singleton
Hoyt Wilhelm	Mike Cuellar (DNP)	<b>1978</b>
<b>1962</b>	Dave Johnson (ST)	Jim Palmer (ST)
Jim Gentile	Dave McNally (DNP)	Mike Flanagan (DNP)
Milt Pappas	Jim Palmer (ST)	Eddie Murray (DNP)
Brooks Robinson	Boog Powell (ST)	<b>MANAGERS</b>
Hoyt Wilhelm*	Brooks Robinson	Hank Bauer—'67
<b>1963</b>	Frank Robinson (ST)	Paul Richards—'61
Luis Aparicio		Earl Weaver—'70,
Brooks Robinson		'71, '72, '74‡

DNP—Did not play  
ST—Starter

\*—Selected but did not attend due to injury  
†—Started but not elected  
‡—Honorary Manager

## ALL STAR GAME NOTES

**Elected Starters:** Selection of the starting team (excepting pitchers) was returned to the fans in 1970 under the sponsorship of the Gillette Co. in cooperation with Major League Baseball. Following the ballot box "stuffing" incident in Cincinnati in 1957, selection of the starting teams had been entrusted to major league players for 12 years ('58 thru '69).

Last year no Orioles were elected to the starting team, but Jim Palmer was chosen by American League Manager Billy Martin to start on the mound for the second time in a row . . . Bobby Grich was the last Oriole (at second base in '76) to win a starting role by public vote.

Mike Flanagan and Eddie Murray were also picked to the '78 team by Martin, but neither saw action in the game.

Palmer who has started four times in all star competition (and appeared in five games) gave up three hits, three runs (all earned) and four walks while striking out four in 2.2 innings. It was the second straight less than successful all star outing for the Orioles ace who was touched for five hits including three homers and five runs in two innings during the '77 game. Prior to that Jim had worked in three games and had not allowed a run over a span of eight innings.

Orioles who have been elected to starting positions by fan vote: Boog Powell ('70 & '71), Brooks Robinson ('71, '72, '73, '74), Frank Robinson ('71) and Bobby Grich ('76).

A total of 12,245,544 ballots were cast in the 1978 All Star Game election.

(Continued on page 107)

## ORIOLES CS/WS GAME REVIEW

### AMERICAN LEAGUE CHAMPIONSHIP SERIES

Game No.	Date	Place	Score	Winning Pitcher	Losing Pitcher	Attendance Game Total
<b>1969</b>						
1	10/04	Bal.	Bal.-4, Min.-3 (12)	Hall-r	Perranoski-r	43,076
2	10/05	Bal.	Bal.-1, Min.-0 (11)	McNally-c	Boswell	44,339
3	10/06	Min.	Bal.-11, Min.-2	Palmer-c	Miller-r	32,735 (120,150)
<b>1970</b>						
1	10/03	Min.	Bal.-10, Min.-6	Hall-r	Perry	26,847
2	10/04	Min.	Bal.-11, Min.-3	McNally-c	T. Hall	27,490
3	10/05	Bal.	Bal.-6, Min.-1	Palmer-c	Kaat	27,608 (81,945)
<b>1971</b>						
1	10/03	Bal.	Bal.-5, Oak.-3	McNally	Blue	42,621
2	10/04	Bal.	Bal.-5, Oak.-1	Cuellar-c	Hunter-c	35,003
3	10/05	Oak.	Bal.-5, Oak.-3	Palmer-c	Segui	33,176 (110,800)
<b>1973</b>						
1	10/06	Bal.	Bal.-6, Oak.-0	Palmer-c	Blue	41,279
2	10/07	Bal.	Oak.-6, Bal.-3	Hunter	McNally	48,425
3	10/09	Oak.	Oak.-2, Bal.-1 (11)	Holtzman-c	Cuellar-c	34,367
4	10/10	Oak.	Bal.-5, Oak.-4	Jackson-r	Fingers-r	27,497
5	10/11	Oak.	Oak.-3, Bal.-0	Hunter-c	Alexander	24,265 (175,833)
<b>1974</b>						
1	10/05	Oak.	Bal.-6, Oak.-3	Cuellar	Hunter	41,609
2	10/06	Oak.	Oak.-5, Bal.-0	Holtzman-c	McNally	42,810
3	10/08	Bal.	Oak.-1, Bal.-0	Blue-c	Palmer-c	32,060
4	10/09	Bal.	Oak.-2, Bal.-1	Hunter	Cuellar	28,136 (144,615)
						633,343

**NOTES:** The Orioles are 12-6 in 18 games . . . They won their first 10, but have since lost six of their last eight . . . The overall attendance average is 35,186, but the average for the nine games played in Baltimore is 38,061 (total: 342,547) . . . The largest crowd the Orioles have drawn to an ALCS is 48,425 on Oct. 7, 1973 in Baltimore.

### WORLD SERIES

Game No.	Date	Place	Score	Winning Pitcher	Losing Pitcher	Attendance Game Total
<b>1966</b>						
1	10/05	L.A.	Bal.-5, L.A.-2	Drabowsky-r	Drysdale	55,941
2	10/06	L.A.	Bal.-6, L.A.-0	Palmer-c	Koufax	55,947
3	10/08	Bal.	Bal.-1, L.A.-0	Bunker-c	Osteen	54,445
4	10/09	Bal.	Bal.-1, L.A.-0	McNally-c	Drysdale-c	54,458 (220,791)
<b>1969</b>						
1	10/11	Bal.	Bal.-4, N.Y. 1	Cuellar-c	Seaver	50,429
2	10/12	Bal.	N.Y.-2, Bal.-1	Koosman	McNally-c	50,850
3	10/14	N.Y.	N.Y.-5, Bal.-0	Gentry	Palmer	56,335
4	10/15	N.Y.	N.Y.-2, Bal.-1	Seaver-c	Hall-r	57,367
5	10/16	N.Y.	N.Y.-5, Bal.-3	Koosman-c	Watt	57,397 (272,378)
<b>1970</b>						
1	10/10	Cin.	Bal.-4, Cin.-3	Palmer-c	Nolan	51,531
2	10/11	Cin.	Bal.-6, Cin.-5	Phoebeus-r	Wilcox-r	51,531
3	10/13	Bal.	Bal.-9, Cin.-3	McNally-c	Cloninger	51,773
4	10/14	Bal.	Cin.-6, Bal.-5	Carroll-r	Watt-r	53,007
5	10/15	Bal.	Bal.-9, Cin.-3	Cuellar-c	Merritt	45,341 (253,183)
<b>1971</b>						
1	10/09	Bal.	Bal.-5, Pit.-3	McNally-c	Ellis	53,229
2	10/11	Bal.	Bal.-11, Pit.-3	Palmer	R. Johnson	53,239
3	10/12	Pit.	Pit.-5, Bal.-1	Blass-c	Cuellar	50,403
4	10/13	Pit.	Pit.-4, Bal.-3 (N)	Kison-r	Watt-r	51,378
5	10/14	Pit.	Pit.-4, Bal.-0	Briles-c	McNally	51,377
6	10/16	Bal.	Bal.-3, Pit.-2 (10)	McNally-r	R. Miller-r	44,174
7	10/17	Bal.	Pit.-2, Bal.-1	Blass-c	Cuellar	47,291 (351,091)

1,097,443

**NOTES:** The Orioles are 12-9 in 21 world series games . . . They are 8-3 at home and 4-6 on the road . . . The average attendance for all the games is 52,259 while the 11 games in Baltimore have averaged 50,749 . . . The Orioles have won the first game of every post-season event in which they have been involved—five ALCS and four World Series. In addition to winning the first 10 ALCS games they played, the Birds also won their first five world series games.

**Orioles' World Series Pool Shares (year by year):** Since 1960 the Orioles have finished in the first division 15 times in 18 seasons thereby qualifying in all but three years (1962, 1967 and 1978) for a share of the world series (combined since 1969 with championship series) pool. Here are the individual shares that Baltimore players have received in this period.

1960—\$ 1,564.68 (2d place)	1970—\$18,215.78 (World Champions)
1961— 946.17 (3rd place)	1971— 13,906.46 (A.L. Champions)
1963— 740.85 (4th place)	1972— 330.88 (3rd place east)
1964— 971.85 (3rd place)	1973— 7,469.77 (1st place east)
1965— 1,183.07 (3rd place)	1974— 7,394.76 (1st place east)
1966— 11,683.04 (World Champions)	1975— 1,245.15 (2nd place east)
1968— 1,904.59 (2d place)	1976— 1,652.12 (2nd place east)
1969— 14,904.21 (A.L. Champions)	1977— 1,173.30 (2nd place east tie)
\$85,286.83 Total	

# WON-LOST RECORDS vs. EACH OPPONENT, 1978

## Orioles vs. A.L. West

	Home W-L	Away W-L	Total W-L
California	2-3	2-3	4-6
Chicago	4-1	4-0	8-1
Kansas City	2-3	0-5	2-8
Minnesota	3-2	2-3	5-5
Oakland	5-0	6-0	11-0
Seattle	5-0	4-1	9-1
Texas	3-3	4-1	7-4
<b>Totals</b>	<b>24-12</b>	<b>22-13</b>	<b>46-25</b>

## Orioles vs. A.L. East

	Home W-L	Away W-L	Total W-L
Boston	5-3	2-5	7-8
Cleveland	5-2	4-4	9-6
Detroit	4-4	3-4	7-8
Milwaukee	5-2	2-6	7-8
New York	2-6	4-3	6-9
Toronto	6-1	2-6	8-7
<b>Totals</b>	<b>27-18</b>	<b>17-28</b>	<b>44-46</b>
<b>Gr. Totals</b>	<b>51-30</b>	<b>39-41</b>	<b>90-71</b>

# WON-LOST RECORDS

## 1954-1978

Club	Home W-L	Away W-L	Total W-L
Bos.	128-108	103-132	231-240
Cal.	76-52	63-69	139-121
Chi.	119-86	98-109	217-195
Cle.	124-109	111-126	235-235
Det.	130-104	117-119	247-223
K.C.	40-17	30-29	70-46
Mil.	49-26	52-26	101-52
Min.	117-90	108-99	225-189
N.Y.	125-109	116-117	241-226
Oak.	120-82	116-93	236-175
Sea.	10-0	6-4	16-4
Tex.	86-53	95-43	181-96
Tor.	11-4	7-8	18-12
<b>Totals</b>	<b>1135-840</b>	<b>1022-974</b>	<b>2157-1814</b>

# ORIOLES STANDINGS, 1954-1978

Yr.	W	L	Pct.	G.B.	Std.	Mgr.
1978	90	71	.559	9	4th	Weaver
1977	97	64	.602	2½	2-T	Weaver
1976	88	74	.543	10½	2nd	Weaver
1975	90	69	.566	4½	2nd	Weaver
*1974	91	71	.562	(2)	1st	Weaver
*1973	97	65	.599	(8)	1st	Weaver
1972	80	74	.519	5	3rd	Weaver
*1971	101	57	.639	(12)	1st	Weaver
*1970	108	54	.667	(15)	1st	Weaver
*1969	109	53	.673	(19)	1st	Weaver
1968	91	71	.562	12	2nd	Weaver†
1967	76	85	.472	15½	6-T	Bauer
1966	97	63	.606	(9)	1st	Bauer
1965	94	68	.580	8	3rd	Bauer
1964	97	65	.599	2	3rd	Bauer
1963	86	76	.531	18½	4th	Hitchcock
1962	77	85	.475	19	7th	Hitchcock
1961	95	67	.586	14	3rd	Harris‡
1960	89	65	.578	8	2nd	Richards
1959	74	80	.481	20	6th	Richards
1958	74	79	.484	17½	6th	Richards
1957	76	76	.500	21	5th	Richards
1956	69	85	.448	28	6th	Richards
1955	57	97	.370	39	7th	Richards
1954	54	100	.351	57	7th	Dykes
<b>Totals</b>	<b>2157</b>	<b>1814</b>	<b>.543</b>			

\*Does not include A.L.C.S.  
†Weaver replaced Bauer on July 11, 1968.  
‡Harris replaced Richards on Sep. 1, 1961.

# ORIOLES WON-LOST RECORDS IN DIFFERENT BALLPARKS

CALIFORNIA.....	Wrigley Field (6-4, '61), Dodger Stadium (15-20, '62 thru '65), Anaheim Stadium (42-45, '66 thru '78).
KANSAS CITY.....	Municipal Stadium vs. both A's and Royals (91-62, '54 thru '67, '69 thru '72), Royals Stadium (13-22, '73 thru '78).
MILWAUKEE.....	County Stadium (47-25, '70 thru '78).
NEW YORK.....	Yankee Stadium (107-108, '54 thru '73 and '76-'78), Shea Stadium (9-9, '74 thru '75).
OAKLAND.....	Oakland Coliseum (40-29, '68 thru '78).
PHILADELPHIA.....	Connie Mack Stadium (2-9, '54).
SEATTLE.....	Sick Stadium (5-1, '69).
TEXAS.....	Arlington Stadium (30-10, '72 thru '78).
WASHINGTON.....	R.F.K. Stadium (65-33, '62 thru '72), Griffith Stadium vs. both D.C. franchises (51-34, '54 thru '61).

# ORIOLES WON-LOST RECORDS vs. MULTI-CITY FRANCHISES

CALIFORNIA.....	Los Angeles (49-41, '61 thru '65), Anaheim (Cal.) (90-80, '66 thru '78).
MILWAUKEE.....	Seattle Pilots (9-3, '69), Brewers (92-49, '70 thru '78).
MINNESOTA.....	Washington (Griffith) Senators (89-65, '54 thru '60), Twins (136-124, '61 thru '78).
OAKLAND.....	Philadelphia A's (10-12, '54), K.C. A's (151-104, '55 thru '67), Oakland A's (75-59, '68 thru '78).
TEXAS.....	Washington (Expansion) Senators (135-61, '61 thru '71), Rangers (46-35, '72 thru '78).

# ORIOLES MANAGERS' WON-LOST RECORDS

Hank Bauer (407-318, .561)	Billy Hitchcock (163-161, .503)
Jimmie Dykes (54-100, .351)	Paul Richards (517-539, .490)
Luman Harris (17-10, .630)	Earl Weaver (999-686, .593)

# ORIOLES DAY-BY-DAY RECORD — 1978

Game No.	Opponent	Score	W/L	Pitchers of Record	Date	Team Record	Cumulative Home Attendance	Home Date
1	Rain	3-11	L	Flanagan	4/06	0-0	0	4/06
2	Milwaukee	3-16	L	Flanagan	4/07	0-1	1	4/07
3	Milwaukee	5-13	L	D. Martz	4/08	0-2	2	4/08
4	Kansas City	2-4	L	McGregor	4/09	0-3	3	4/09
5	Kansas City	2-5	L	Briles	4/10	0-4	4	4/10
6	MILWAUKEE	6-5	W	D. Martz	4/11	1-5	5	4/11
7	MILWAUKEE	7-0	W	Palmer	4/12	2-5	6	4/12
*9	MILWAUKEE	2-9	L	Palmer	4/13	3-5	7	4/13
10	New York	6-1	W	McGregor	4/14	4-5	8	4/14
11	New York	3-4	L	Flanagan	4/15	5-5	9	4/15
12	KANSAS CITY	2-1	W	D. Martz	4/16	6-5	10	4/16
13	KANSAS CITY	3-5	L	Palmer	4/17	7-5	11	4/17
14	KANSAS CITY	5-6	L	Flanagan	4/18	8-5	12	4/18
15	NEW YORK	2-8	L	Stoddard	4/19	9-5	13	4/19
16	NEW YORK	3-4	L	Palmer	4/20	10-5	14	4/20
17	Chicago	6-4	W	D. Martz	4/21	11-5	15	4/21
18	Chicago	5-2	W	Palmer	4/22	12-5	16	4/22
19	Chicago	8-7	W	McGregor	4/23	13-5	17	4/23
20	Boston	6-9	W	Guidry	4/24	14-5	18	4/24
21	Boston	3-1	W	Beattie	4/25	15-5	19	4/25
22	TEXAS	1-2	L	Briles	4/26	16-5	20	4/26
23	MINNESOTA	2-1	W	D. Martz	4/27	17-5	21	4/27
24	MINNESOTA	7-8	L	Palmer	4/28	18-5	22	4/28
25	MINNESOTA	9-15	L	Palmer	4/29	19-5	23	4/29
26	MINNESOTA	9-15	L	Palmer	4/30	20-5	24	4/30
27	MINNESOTA	9-15	L	Palmer	5/01	21-5	25	5/01
28	MINNESOTA	9-15	L	Palmer	5/02	22-5	26	5/02
29	MINNESOTA	9-15	L	Palmer	5/03	23-5	27	5/03
30	MINNESOTA	9-15	L	Palmer	5/04	24-5	28	5/04
31	MINNESOTA	9-15	L	Palmer	5/05	25-5	29	5/05
32	MINNESOTA	9-15	L	Palmer	5/06	26-5	30	5/06
33	MINNESOTA	9-15	L	Palmer	5/07	27-5	31	5/07

(Continued)

—complete game  
—relief  
—denotes games ahead  
—opponent in lower case—away game



# ORIOLES DAY-BY-DAY RECORD — 1978

Game No.	Opponent	Score	W/L	Pitchers of Record	Date	Team Record	Pos.	G.B.	Home Attendance	Cumul.	Home Date
53	California	6-2 (10)	W	Stanhouse-r LaRoche-r	6/05	28-25	4	7 1/2	710,141	46	8/07
54	California	8-6	W	D. Mart'z Ryan	6/06	29-25	4	6 1/2	719,362	47	8/08
55	Oakland	5-3	W	Flanagan-c Broberg	6/09	30-25	4	6 1/2	748,901	48	8/09
56	Oakland	1-0	W	Palmer-c Renko	6/10	31-25	4	6 1/2	781,054	49	8/11
57	Oakland	3-0	W	McGregor-c Morgan-c	6/11	32-25	4	6 1/2	812,645	50	8/12
58	SEATTLE	5-4	W	T. Mart'z-r Colborn	6/13	33-25	3	6 1/2	843,042	51	8/13
59	SEATTLE	3-2 (11)	W	Flanagan-c Romo-r	6/13	34-25	3	6 1/2			8/14
60	CALIFORNIA	5-2	W	Palmer-c Brett	6/14	35-25	3	6 1/2			8/15
61	CALIFORNIA	1-5	L	McGregor Tanana-c	6/15	35-26	3	7 1/2			8/16
62	OAKLAND	6-0	W	D. Mart'z-r Langford	6/16	36-26	3	7 1/2			8/18
63	OAKLAND	8-4	W	Flanagan Morgan	6/17	37-26	3	7 1/2			8/19
64	OAKLAND	2-1	W	Palmer J. Johnson	6/18	38-26	2	6 1/2			8/20
65	Milwaukee	8-5	W	McGregor Travers	6/20	39-26	2	6			8/21
66	Milwaukee	3-5	L	D. Mart'z-r Sorensen	6/21	40-27	2	7			8/22
67	Milwaukee	10-3	W	Flanagan-c Haas	6/22	40-27	2	6 1/2			8/23
68	Boston	2-5	L	Palmer-c Lee-c	6/23	40-28	2T	7 1/2			8/25
69	Boston	3-8	L	McGregor Tiant-c	6/24	40-29	2T	8 1/2			8/26
70	Boston	1-4	L	D. Mart'z-r Torrez-c	6/25	40-30	3	9 1/2			8/27
71	Toronto	10-24	L	Flanagan Underwood	6/26	40-31	3T	10 1/2			8/28
72	Toronto	8-9	L	Palmer-c Lemanczyk	6/27	40-32	4	11			8/29
73	Toronto	2-6	L	Stanhouse-r Cruz-r	6/28	40-34	4	11 1/2			8/30
74	Toronto	2-3	L	McGregor-c Clancy	6/29	40-35	4	12 1/2			8/31
75	BOSTON	3-4	L	D. Mart'z-r Ripley-r	6/30	41-35	4	11 1/2			9/01
76	BOSTON	3-2 (11)	W	Stanhouse-r Tiant-c	7/01	42-35	4	10 1/2			9/02
77	BOSTON	3-2 (11)	W	Briles-r Torrez-c	7/01	42-36	4	11 1/2			9/03
78	Cleveland	0-9	L	McGregor Paxton-c	7/03	42-36	4	11			9/04
79	Cleveland	6-4	W	D. Mart'z-r Clyde	7/04	43-36	4	11			9/05
80	TORONTO	3-1	W	Flanagan-c Garvin-c	7/05	44-36	4	10 1/2			9/06
81	TORONTO	8-6	W	Kerrigan-r Murphy	7/06	45-36	4	10 1/2			9/07
82	TORONTO	0-2	L	Palmer-c Lemanczyk	7/06	45-37	4	11 1/2			9/08

24

83	Kansas City	1-3	L	McGregor Splittorff-c	7/07	45-38	4	11 1/2			9/09
84	Kansas City	3-11	L	D. Mart'z-r Gale	7/08	45-39	4	13			9/10
85	Kansas City	4-10	L	Flanagan Leonard-c	7/09	45-40	4	13			9/11
86	MINNESOTA	8-6	W	Flanagan Goltz	7/13	46-40	4	12			9/12
87	MINNESOTA	5-1	W	McGregor-c Lahn	7/14	47-40	4	11			9/13
88	TEXAS	8-7	W	T. Mart'z-r Barker-r	7/15	48-40	4	11 1/2			9/14
89	TEXAS	1-11	L	Palmer Medich-c	7/16	48-41	4	12			9/15
90	TEXAS	2-1 (12)	W	Stanhouse-r Cleveland-r	7/17	49-41	3	12			9/16
91	TEXAS	0-2 (11)	L	Flanagan-c Cleveland-r	7/18	49-42	3	13			9/17
92	TEXAS	5-1	W	McGregor-c Ellis	7/19	50-42	3	12 1/2			9/18
93	Chicago	10-1	W	Palmer-c Kravec	7/19	51-42	3	12 1/2			9/19
94	Minnesota	4-5	L	Stanhouse-r Marshall-r	7/21	52-42	3	11			9/20
95	Minnesota	4-5	L	McGregor Goltz-c	7/22	52-43	4	11			9/21
96	Minnesota	8-5	W	Palmer Serum	7/23	53-43	4	10			9/22
97	Texas	10-6	W	Stanhouse-r Jenkins	7/24	54-43	3	9 1/2			9/23
98	Texas	7-6	W	Kerrigan Alexander	7/25	55-43	3	8 1/2			9/24
99	Detroit	6-9	L	Flanagan Billingham	7/26	55-44	4	8 1/2			9/25
100	Detroit	7-3	W	McGregor-c Stilton	7/27	56-44	3	7 1/2			9/26
101	CALIFORNIA	5-4	W	Palmer Aase	7/28	57-44	3	6 1/2			9/27
102	CALIFORNIA	1-2	L	D. Mart'z-r Hartsell-c	7/29	57-45	3	7 1/2			9/28
103	CALIFORNIA	2-4	L	Flanagan Frost	7/30	57-46	3T	7 1/2			9/29
104	MILWAUKEE	6-5 (10)	W	Kerrigan-r Castro-r	7/31	58-46	4	8			9/30
105	MILWAUKEE	3-5	L	Palmer-c Caldwell	8/02	58-47	4	7 1/2			10/1
106	MILWAUKEE	2-1 (10)	W	D. Mart'z-r Augustine-c	8/03	59-47	3	8			10/2
107	New York	2-1	W	Flanagan Guidry-c	8/04	60-47	3	7			10/3
108	New York	2-3	L	T. Mart'z-r Lyle-r	8/05	60-48	3	8			10/4
109	New York	0-3	L	Palmer-c Hunter-c	8/06	60-49	4T	9			10/5

\*second game of doubleheader  
r—relief  
opponent in lower case—away game

—complete game ( )—denotes games ahead  
opponent in lower case—away game

25

## BALTIMORE ORIOLES STATISTICS—1978

## Final Official

## BATTING

Player	Pct.	G	AB	R	H	2B	3B	HR	RBI	BB	SO	SH	SF	HP	SB	CS	E
Anderson	.094	53	32	2	3	0	1	0	3	3	10	1	0	0	0	0	1
Belanger	.213	134	348	39	74	13	0	16	40	55	7	6	6	6	9		
Bumbry	.237	33	114	21	27	5	2	2	6	17	15	1	0	2	5	3	1
Crowley	.253	62	95	9	24	2	0	0	12	8	12	0	1	1	0	0	0
Dauer	.264	133	459	57	121	23	0	6	46	26	22	3	3	0	0	4	7
DeCinces	.286	142	511	72	146	37	1	28	80	47	82	0	2	2	8	7	14
Dempsey	.259	136	441	41	114	25	0	6	32	48	54	3	6	0	7	3	11
Dimmel	.000	8	0	2	0	0	0	0	0	0	0	0	0	0	0	1	1
Garcia	.263	79	186	17	49	6	4	0	13	7	43	4	2	0	7	1	16
Harlow	.243	147	460	67	112	25	1	8	26	55	72	3	2	1	14	11	7
Hendricks	.333	13	18	4	6	1	0	1	1	3	3	0	0	0	0	0	1
Kelly	.274	100	274	38	75	12	1	11	40	34	58	4	1	2	10	8	4
Lopez	.238	129	193	21	46	6	0	4	20	9	34	0	2	1	5	7	2
May	.246	148	556	56	137	16	1	25	80	31	110	0	2	1	5	2	1
Mora	.214	76	229	21	49	8	0	8	14	13	47	2	1	1	0	1	4
Murray	.285	161	610	85	174	32	3	27	95	70	96	1	8	1	6	5	6
Roenicke	.259	27	58	5	15	3	0	3	15	8	3	1	2	1	0	1	0
Singleton	.293	149	502	67	147	21	2	20	81	97	94	4	2	2	0	0	6
Skaggs	.151	36	86	6	13	1	0	0	2	9	14	3	0	0	0	1	2
Smith	.260	85	250	29	65	12	2	5	30	27	40	4	1	1	3	0	5
Totals	.258		5422	659	1397	248	19	154	612	552	864	41	42	22	76	61	111
DH Hitters	.242		624	65	151	20	1	26	86	38	123	0	2	2	5	3	0
PH Hitters	.194		139	9	27	3	0	1	16	13	33	1	2	0	1	1	0
Murray L	.285		407	62	116	19	3	21	67	56	72	1	3	0	5	3	6
Murray R	.286		203	23	58	13	0	6	28	14	24	0	5	1	1	2	0
Singleton L	.318		352	50	112	20	1	16	63	76	64	0	2	1	0	0	4
Singleton R	.233		150	17	35	1	1	4	18	21	30	4	0	1	0	0	2
Smith L	.237		198	21	47	8	2	4	25	20	29	4	1	1	3	0	4
Smith R	.346		52	8	18	4	0	1	5	7	11	0	0	0	0	0	1

## PITCHING

Player	ERA	W	L	AP	GS	CG	SV	SHO	IP	H	R	ER	HR	BB	SO	HB	WP
Briles	4.67	4	4	16	8	1	0	0	54	58	31	28	6	21	30	2	2
Flanagan	4.04	19	15	40	17	0	2	281	271	128	126	22	87	167	3	8	
Flinn	7.88	1	1	13	0	0	0	0	16	24	18	14	3	13	8	0	0
Ford	0.00	1	0	2	1	0	0	0	15	10	0	0	0	2	5	0	0
Harlow	45.00	0	0	1	0	0	0	0	1	2	5	5	1	4	1	0	1
Hendricks	0.00	0	0	1	0	0	0	0	2	1	0	0	0	0	1	0	0
Kerrigan	4.75	3	1	26	2	0	3	0	72	75	44	38	10	36	41	2	4
Mart'z, D.	3.52	16	11	40	38	15	0	2	276	257	121	108	20	93	142	3	8
Mart'z, T.	4.83	3	3	42	0	0	5	0	69	77	41	37	4	40	57	1	6
McGregor	3.32	15	13	35	32	13	1	4	233	217	98	86	19	47	94	1	3
Palmer	2.46	21	12	38	19	0	0	6	296	246	94	81	19	97	138	1	5
Stanhouse	2.88	6	9	56	0	0	24	0	75	60	28	24	0	52	42	0	3
Stephenson	2.70	0	0	2	0	0	0	0	10	10	3	3	0	5	4	0	1
Stewart	3.27	1	1	2	2	0	0	0	11	10	5	4	0	3	11	0	1
Stoddard	6.00	0	1	8	0	0	0	0	18	22	17	12	3	8	14	2	2
Totals	3.56	90	71		161	65	33	16	1340	633	566			509	754	15	44
				322					1429						107		

SHUTOUTS (16): Palmer—6 (Oak.-2, Cle., Det., Mil., N.Y.) . . . McGregor—4 (Cle., N.Y., Oak., Tor.) . . . Flanagan—2 (Det., Tor.) . . . D. Martinez—2 (Oak., Sea.) . . . Ford & Kerrigan—1 (Chi.) . . . Palmer & Stanhouse—1 (Chi.).

LOW-HIT GAMES: No-Hitter—none; One Hitter—none; Two-Hitters—5 . . . Palmer-2 (Mil. & N.Y.), D. Martinez-2 (Bos. & Sea.), Flanagan-1 (Det.); Three-Hitters—9 . . . Flanagan-3 (Oak.-2, N.Y.), Palmer-2 (Oak.-2), D. Martinez-2 (Bos. & Tor.), McGregor-1 (N.Y.), Flanagan & Stanhouse-1 (Cle.); Four-Hitters—9 . . . D. Martinez-2 (Bos. & Det.), McGregor-2 (Cle. & Tex.), Flanagan-1 (Min.), Palmer-1 (Det.), Palmer & Stanhouse-2 (Cle.-2), Palmer & T. Martinez-1 (Oak.).

## 1978 CLUB STATISTICS

Won	Lost	Balto.	Opp.
One-Run Games	36	27	111
Two-Run Games	17	17	166
Night Games	71	50	65
Day Games	19	21	75
Extra Innings	9	5	61
Shutouts	16	7	248
vs. Righthanders	59	46	19
vs. Lefthanders	31	25	33
Doubleheaders	3	1	154
Split	6		74
Starters	74	56	42
Relievers	16	15	80
Streaks	13	8	1162
Errors			1038
Double Plays			
Complete Games			
Stolen Bases			
Caught Stealing			
Doubles			
Triples			
Home Runs			
Home			
Away			
Left on Base			

## ORIOLES 1978 INDIVIDUAL FIELDING

Player	Pos.	Pct.	G	PO	A	E	TC	DP	PB
Anderson	OF	.962	47	25	0	1	26	0	..
Belanger	SS	.985	133	184	409	9	602	76	..
Bumbry	OF	.985	28	62	2	1	65	0	..
Crowley	OF	1.000	2	1	1	0	2	0	..
	1B	.000	1	0	0	0	0	0	..
Dauer	2B	.998	87	193	239	1	433	60	..
	3B	.949	52	29	82	6	117	9	..
DeCinces	3B	.975	130	111	280	10	401	27	..
	2B	.932	12	27	28	4	59	11	..
Dempsey	C	.985	135	636	79	11	726	14	7
Dimmel	OF	.667	7	2	0	1	3	0	..
Garcia	SS	.945	74	86	173	15	274	35	..
	2B	.750	3	1	2	1	4	0	..
Harlow	OF	.979	138	313	7	7	327	2	..
	P	.000	1	0	0	0	0	0	..
Hendricks	C	.955	6	19	2	1	22	0	0
	P	.000	1	0	0	0	0	0	..
Kelly	OF	.969	80	123	3	4	130	1	..
Lopez	OF	.988	114	151	7	2	160	2	..
L. May	1B	.973	4	34	2	1	37	3	..
Mora	OF	.971	69	129	4	4	137	0	..
Murray	1B	.996	157	1504	106	5	1615	143	..
	3B	.900	3	3	6	1	10	1	..
Roenicke	OF	1.000	20	22	1	0	23	0	..
Singleton	OF	.976	141	244	1	6	251	0	..
Skaggs	C	.988	35	149	17	2	168	2	0
Smith	2B	.986	83	146	208	5	359	43	..
	SS	1.000	2	1	2	0	3	0	..

(Pitchers)	Player	Pos.	Pct.	G	PO	A	E	TC	DP	PB
	Briles		.857	16	2	4	1	7	0	..
	Flanagan		.957	40	6	38	2	46	1	..
	Flinn		.800	13	1	3	1	5	0	..
	Ford		1.000	2	2	1	0	3	0	..
	Kerrigan		.952	26	1	19	1	21	3	..
	Martinez, D.		.987	40	27	51	1	79	6	..
	Martinez, T.		1.000	42	8	13	0	21	1	..
	McGregor		.961	35	11	38	2	51	5	..
	Palmer		.972	38	27	43	2	72	5	..
	Stanhouse		.895	56	6	11	2	19	2	..
	Stephenson		.000	2	0	0	0	0	0	..
	Stewart		.750	2	1	2	1	4	0	..
	Stoddard		1.000	8	0	3	0	3	0	..

Team Totals .9823 161 4287 1887 111 6285 166 7

\*DeCinces, Dauer and Murray participated in a triple play.

## OUT-OF-TOWN TICKET AGENCIES

## Maryland

Aberdeen.....Aberdeen Hobby & Sport Shop  
Annapolis.....Hack's of Annapolis  
Bel Air.....Courtland Hardware  
Bethesda.....Naval Medical Center & Dimension  
College Park.....Student Union\*  
Columbia.....Columbia Association  
Cumberland.....The Sports Shoppe  
Denton.....Mandrell Motor Coach  
Easton.....Joan's Buster Brown  
Frederick.....Shipley's, Inc.  
Gaithersburg.....Waters Appliance Service  
Hagerstown.....books 'n things  
Havre de Grace.....Tollenger's Store  
Kent Island.....Kent Island Pharmacy  
Lansdowne.....The Music Maze  
Laurel.....Suburban Sports & Hobbies  
Lexington Park.....Tri-County Glass  
Parkville.....Balto. Co. Travel Agency  
Perry Hall.....Melton's Men's Wear  
Reisterstown.....Music Maze  
Salisbury.....Alexander's House of Music  
Sykesville.....Liberty Discount Appliance  
Towson.....Triangle Sporting Goods  
Westminster.....Heagy's Sport Shop  
Woodlawn.....Triangle Sporting Goods & Social Security Complex

## Pennsylvania

Chambersburg.....Lyons, Inc.  
Ephrata.....Heritage Travel  
Gettysburg.....F & M Superior Distributors

Hanover.....Newcomer Cigar Store & Schultz Insurance  
Harrisburg.....Shenk & Tittle  
Hershey.....Lawn's, Inc.  
Lebanon.....Lawn's, Inc.  
Lancaster.....Shenk Bros. and Gimbels\*  
Shippensburg.....Galen Gates & Son  
Waynesboro.....The Men's Shop

## Delaware

Dover.....Simons Dep't Store  
Georgetown.....Central Ticket & Travel  
Milford.....Milford Hobby Center  
Wilmington.....Bag & Baggage and Sears Roebuck\*

Washington, D. C.  
Metropolitan Area

Capital Ticket Center, 1801 K St., N.W.  
Montgomery Wards Stores\*  
Sears-Roebuck Stores\*  
Ticketron, 11101 17th St., N.W.\*  
Discount Record & Book Shop\*  
1340 Connecticut Ave., N.W.  
5454 Wisconsin Ave., N.W.  
White Flint Mall  
Pentagon Ticket Service  
Concourse Pentagon Bldg.  
Warner Theatre\*

\* Orioles tickets can be purchased at Ticketron offices at these locations or at any of 90 other Ticketron outlets in the Md.-Del.-Pa.-Va.-Wash. areas. A service charge of \$0.60 per ticket is assessed for all tickets purchased at Ticketron outlets.

## 1978 SEASON

**FIELDING:** The O's led the league in fielding percentage (.982) for the fifth straight season and for the ninth time in the last 16 years (starting '63) . . . The Birds have been first or second in percentage 16 times in the last 19 seasons.

Despite some obvious problems with outfield defense, the O's committed only 111 errors. The fact that they led the league is particularly noteworthy when considered that they were charged with 37 miscues in their first 35 games thru May 20 and ranked last in fielding. Thereafter, the O's made only 74 errors in 126 games . . . Only the Phillies among the 26 big league clubs had fewer errors in '78 (104).

**Individual Leaders:** Mark Belanger led the A.L. in percentage at shortstop (.985, nine errors in 602 chances) for the second year in a row and third time in five seasons. His career average of .977, up a point from the year before, represents (and has for a long time) an A.L. record . . . Larry Bowa at .981 holds the major league mark.

Eddie Murray finished a close second at first base with a .9969 pct. to Chris Chambliss (N.Y., .9973) . . . Eddie did, however, lead the league in chances with 1,615.

While Jim Palmer was voted the best fielding pitcher in the A.L. for the third straight year, Dennis Martinez led all pitchers in total chances accepted (79) and assists (51).

**Records/Outstanding Consistency:** Rich Dauer set two major league records for second basemen—most consecutive errorless games season-86 and most consecutive errorless chances-425 . . . He committed only one error at second all year (in his final game) and had a .998 pct., but didn't qualify for the league lead because of insufficient games at the position.

Orioles second basemen, third basemen, and shortstops now hold or share some 21 different records, either A.L. or M.L.

Aside from Dauer, three other Orioles contributed outstanding illustrations of defensive consistency . . . Murray did not make an error at first base in his last 76 games and was charged with only one in his last 140 games . . . Doug DeCinces was charged with only one boot in his last 72 games, and Belanger had a string of 37 straight errorless games and had only one miscue in a stretch of 67 games.

**Defense Against Stolen Base:** The O's had a .456 success percentage against the stolen base (68 caught, 81 steals), second highest in the A.L. behind Texas (.465, 73 caught, 84 steals) . . . The league average defensively was .377 (890 caught, 1470 steals).

The O's were particularly effective against K.C. which led the league with 216 steals (in 300 attempts, .720) . . . The Birds nailed 11 of 19 Royals for a .579 average compared to the league's .280 vs. K.C. stealers.

Rick Dempsey had a .440 pct. (48 caught, 61 steals), believed to be the second best mark in the A.L. to Jim Sundberg's .469 (62 caught, 71 steals) . . . Dave Skaggs-.370 (10 caught, 17 steals) . . . Elrod Hendricks-.333 (1 caught, 2 steals) . . . and pitchers-1.000 (9 caught, 0 steals).

In addition, Dempsey picked four runners off base, Skaggs nailed two, and the pitching staff accounted for 11 more.

**BATTING & HOME RUNS:** The O's finished 10th in batting (.258), but were third in home runs with 154 behind Milwaukee (173) and Boston (172) . . . The Birds ranked first in strikeouts (864) and last in triples (19).

Though home run production in the A.L. was down 16.5% (from 2013 to 1680), the O's increased their homer production slightly from 148 in '77 to 154 in '78.

For the third time in the club's 25-year history there were four Orioles with 20 or more home runs: Doug DeCinces (28), Eddie Murray (27), Lee May (25), and Ken Singleton (20). The other two occasions were '66 (Frank Robinson-49, Boog Powell-34, Brooks Robinson-23, and Curt Blefary-23) and '69 (Boog-37, Frank-32, Paul Blair-26, and Brooks-23).

The O's were not shutout in their first 77 games thru July 1, but were blanked seven times in 84 games thereafter.

**PITCHING:** The Orioles led the league in complete games with 65 (Milwaukee was second at 62), and, despite a fifth place finish in era (3.56), the staff made a remarkable recovery after a terrible start and a mid-season slump.

**ERA:** After the first three games of the year in Milwaukee, the club era was an embarrassing 12.00, and it was still over 5.00 as late as May 12 (28 games). The pitching straightened out during a 26-7 spree from May 20 thru June 22, and the collective era declined to a respectable 3.59. Within that period the staff pitched eight shutouts in 26 games at one stretch, and starters worked 15 complete games in a span of 27 starts. Another cold spell followed and the era soared to 4.15 by July 15.

During the last two months of the season, from August 1 to the end, the staff put it together over a span of 57 games, compiled a 2.54 era for that period (504 ip, 418 h, 142 er) and brought the final figure to a season low of 3.56 at the tag end of the season.

**Low-Hitters:** Orioles' pitchers worked 23 games in which they allowed four or fewer hits . . . This was an increase of 11 over the '77 total of 12.

**Near No-Hitters:** Four times in '78 an Orioles' starter went at least into the seventh inning with a no-hitter in the works, but it never came to pass (Mike Flanagan-2, Scott McGregor, and Dennis Martinez).

The nearest miss was by Flanagan at home on Sep. 26 vs. Cleveland. He had not allowed a hit in 8.2 innings until Gary Alexander parked his 26th home run into the low rows of the right field stands . . . Two ground singles followed, and Don Stanhouse was summoned to put out the fire and to protect a 3-1 win.

Mike joined four other Orioles who have been deprived of a no-hitter in the ninth inning, but he was the only one to be just one out away: Bob Turley-'54 vs. Cleveland, Mike Cuellar and Dave McNally, both '69 vs. Minnesota, and Jim Palmer-'73 vs. Texas.

Mike also pitched 6.1 hitless innings on Aug. 21 at Oakland before Rico Carty singled to break it up . . . The O's lefty wound up with a three-hit complete game 3-2 win.

Scott McGregor, on Aug. 9 vs. K.C., pitched the first of the near nanos when he worked 6.2 perfect innings, retiring the first 20 batters to face him, before Hal McRae doubled. Three singles followed in order, good for two runs and an ultimate 2-0 win for the Royals.

On Aug. 25, Dennis Martinez also pitched 6.2 hitless innings before Seattle's Bill Stein spoiled it with a single . . . Dennis wound up with a two-hit shutout.

## SUMMARY OF THE 1978 SEASON

**Month-by-Month Record:** April (8-11), May (15-14), June (18-10), July (17-11), August (14-14), September (17-11), October (1-0).

**Days in Each Position:** 1st (0), 2nd (8), 3rd (24), 4th (68), 5th (37), 6th (34), 7th (9).

**Close Games:** The Orioles led the A.L. in one-run wins (36), one-run games (63), and won-lost percentage in one-run games (.571, 36-27).

The O's also played the most games decided by one and two runs (97), representing 60% of their total games played . . . In addition, the Birds won the most games decided by one and two runs (53-44), though their percentage in this category was only fifth best (.546) . . . The Yankees at 48-29, .623 were the most efficient club in the league in that category.

The only team in the majors with more one-run wins than the Orioles was San Francisco with a major league record of 42 (vs. 26 losses) . . . The '70 and '74 Orioles share the A.L. record of 40.

From May 29 thru June 27, Baltimore played nine one-run games and won them all.

**Ups and Downs:** The O's were out-scored 40-11 while losing three straight to the Brewers at Milwaukee to start the season, lost two more in K.C. and were 0-5 before winning their home opener against the Brewers on April 14.

Despite three wins in four games vs. Milwaukee in that first Memorial Stadium series, the Birds didn't get well in a hurry . . . By May 19 they were six games under .500 at 14-20, in sixth place and were already nine games out of first.

The next day (May 20) the O's started a mammoth comeback in Cleveland (see "Winning & Losing Streaks" below for details) and over a period of nearly five weeks (thru June 22) won 26, lost only seven, and moved up to second. Unfortunately, the Red Sox were also hot at the time and the Birds still trailed Boston by 6½ games.

(Continued on page 30)



Riding the crest of that extended string of successes, the O's moved into Boston on June 23 and started an eight-game losing streak . . . From 26-7, the O's moved into a 5-13 phase that carried them into the all-star break with an overall record of 45-40. They were in fourth place, 13 games behind the Sox.

In late July (18th thru the 28th), the O's went 8-2 and improved their record to 75-44. However, in the next three weeks the O's slumped again (7-14) and on Aug. 20, the day they lost 1-0 at California in 14 innings on a fly ball that should have been caught, they were 13½ back at 64-58.

But the O's bounced back again, won eight in a row (Aug. 21 thru 29) and were 16-4 (from Aug. 21 thru Sep. 9) after their only two wins of the year in Toronto.

On Sunday, Sep. 10, an off-day for the Birds, the slumping Red Sox and the Yankees were tied for first and the O's, though still in fourth place, had again whittled the deficit to 6½ games.

A 10-9 finish over the last three weeks was good enough to stay ahead of Detroit, but it didn't help a whole lot in catching Milwaukee, let alone Boston and New York.

**Winning and Losing Streaks:** The O's 13-game winning streak from May 31 thru June 14 was the longest of the year in the majors, but fell one game short of the club record, set in '73.

Seven of the wins were by one run and two by two runs, and the O's starters threw eight complete games during the streak . . . Mike Flanagan went the route to win four straight times, and Jim Palmer hurled three complete game victories. Dennis Martinez and Scott McGregor were both 2-0, Don Stanhouse was 1-0 with three saves, and Tippy Martinez was 1-0.

Eleven of the victories came during the most successful Orioles' road trip of all time. The Birds won the first game in Detroit, lost there the next day, went to New York to win two, then swept the west coast, 8-0, finishing the trip at 11-1 with the winning streak in tact at 10 straight.

They returned home on June 15, took two from Seattle and one from California before the Angels' Frank Tanana snapped the string on Thursday, June 16. To that point the Birds had won all 11 games played against west coast teams (they wound up 24-7 on the year vs. the three clubs on the coast).

**26-7:** The 13-game streak was only a part of a major resurgence over a 33-game span from Saturday, May 20 thru Wednesday, June 22, during which they went 26-7 . . . Within that frame, in addition to 13-0, the O's were 15-1, 19-2, and 20-3.

**0-8:** Having won 20 of 23 and 26 of 33, the O's went to Boston and lost three in a row (6/23-24-25), went to Toronto and lost four straight (6/26-27-28) including one game by 24-10, then extended the string to eight by dropping the first game of a home stand, to the Red Sox on June 29.

**8-0:** The O's enjoyed another long winning streak, eight in a row, from Aug. 21 thru 29 against Oakland (5) and Seattle (3).

## FINAL 1978 MAJOR LEAGUE STANDINGS

### AMERICAN LEAGUE

#### Eastern Division

	Won	Lost	Pct.	G.B.
New York	100	63	.613	....
Boston	99	64	.607	1
Milwaukee	93	69	.574	6½
Baltimore	90	71	.559	9
Detroit	86	76	.531	13½
Cleveland	69	90	.434	29
Toronto	59	102	.366	40

#### Western Division

	Won	Lost	Pct.	G.B.
Kansas City	92	70	.568	....
California	87	75	.537	5
Texas	87	75	.537	5
Minnesota	73	89	.451	19
Chicago	71	90	.441	20½
Oakland	69	93	.426	23
Seattle	56	104	.350	35

### NATIONAL LEAGUE

#### Eastern Division

	Won	Lost	Pct.	G.B.
Philadelphia	90	72	.556	....
Pittsburgh	88	73	.547	1½
Chicago	79	83	.488	11
Montreal	76	86	.469	14
St. Louis	69	93	.426	21
New York	66	96	.407	24

#### Western Division

	Won	Lost	Pct.	G.B.
Los Angeles	95	67	.586	....
Cincinnati	92	69	.571	2½
San Francisco	89	73	.549	6
San Diego	84	78	.519	11
Houston	74	88	.457	21
Atlanta	69	93	.426	26

## ORIOLES PITCHING LIFETIME INDIVIDUAL WON-LOST RECORDS vs. EACH OPPONENT

Pitcher	American League Only						
	Bos. W-L	Cal. W-L	Chi. W-L	Cle. W-L	Det. W-L	K.C. W-L	Mil. W-L
Briles	5-5	2-2	4-2	2-2	4-3	1-2	2-4
Flanagan	3-3	0-1	1-2	2-1	4-4	2-6	4-3
Flinn	—	—	—	—	—	—	—
Ford	—	—	1-0	—	—	—	1-0
Kerrigan	0-1	—	—	—	—	—	—
Martinez, D.	4-8	3-1	2-2	4-0	2-1	2-1	3-3
Martinez, T.	0-1	0-1	2-0	1-0	0-0	0-1	1-1
McGregor	1-3	0-2	2-1	3-1	4-0	0-2	1-4
Palmer	19-15	19-8	22-8	22-10	18-10	18-8	18-6
Stanhouse	1-2	1-3	1-3	0-3	0-4	0-3	0-1
Stewart	—	—	1-0	—	0-1	—	—
Stoddard	—	—	—	—	—	0-1	—
Stone	3-2	5-1	—	5-3	0-1	1-2	4-4
Pitcher	Min. W-L	N.Y. W-L	Oak. W-L	Sea. W-L	Tex. W-L	Tor. W-L	Totals W-L
	W-L	W-L	W-L	W-L	W-L	W-L	W-L
Briles	1-1	2-2	2-3	3-0	3-2	1-1	32-30*
Flanagan	3-2	6-2	4-2	3-1	0-1	5-3	37-31
Flinn	0-1	—	—	—	1-0	—	1-1
Ford	—	—	—	—	—	—	1-0
Kerrigan	—	—	—	—	1-0	1-0	3-1
Martinez, D.	1-0	1-3	2-0	4-0	0-0	3-1	31-20
Martinez, T.	1-0	4-3	1-0	1-0	3-0	0-0	14-7
McGregor	1-1	1-4	1-0	1-0	2-0	1-1	18-19
Palmer	16-9	22-14	18-10	1-2	18-13	4-3	215-116
Stanhouse	2-1	1-2	2-1	0-0	2-1	0-1	10-26‡
Stewart	—	—	—	—	—	—	1-1
Stoddard	—	—	—	—	—	—	0-1
Stone	0-2	0-3	4-3	3-3	4-4	3-3	33-35†

\*Nelson Briles is 0-1 lifetime vs. Balto. . . . He was 97-82 in National League.

‡Don Stanhouse is 0-1 lifetime vs. Balto. . . . He was 19-22 in National League.

†Steve Stone is 1-4 lifetime vs. Balto. . . . He was 34-37 in National League.

## 1978 INDIVIDUAL W-L RECORDS vs. EACH OPPONENT

Pitcher	(with Orioles only)						
	Bos. W-L	Cal. W-L	Chi. W-L	Cle. W-L	Det. W-L	K.C. W-L	Mil. W-L
Briles	1-1	—	—	0-1	0-1	0-1	1-0
Flanagan	1-0	0-1	0-1	1-1	1-3	0-3	1-2
Flinn	—	—	—	—	—	—	—
Ford	—	—	1-0	—	—	—	—
Kerrigan	0-1	—	—	—	—	—	1-0
Martinez, D.	2-4	1-1	2-0	2-0	1-1	0-1	2-2
Martinez, T.	—	—	—	1-0	—	—	—
McGregor	1-1	0-2	1-0	2-1	3-0	0-2	1-3
Palmer	1-1	2-1	3-0	3-0	2-0	2-0	1-1
Stanhouse	1-0	1-1	—	0-3	0-2	—	—
Stewart	—	—	1-0	—	0-1	—	—
Stoddard	—	—	—	—	—	0-1	—
Totals	7-8	4-6	8-1	9-6	7-8	2-8	7-8
Stone	0-1	3-0	—	2-1	—	—	1-2
Pitcher	Min. W-L	N.Y. W-L	Oak. W-L	Sea. W-L	Tex. W-L	Tor. W-L	Totals W-L
	W-L	W-L	W-L	W-L	W-L	W-L	W-L
Briles	—	—	—	1-0	—	1-0	4-4
Flanagan	2-0	4-0	3-0	3-1	0-1	3-2	19-15
Flinn	0-1	—	—	—	1-0	—	1-1
Ford	—	—	—	—	—	—	1-0
Kerrigan	—	—	—	—	1-0	1-0	3-1
Martinez, D.	—	0-1	2-0	3-0	—	1-1	16-11
Martinez, T.	—	0-3	—	1-0	1-0	—	3-3
McGregor	1-1	1-2	1-0	1-0	2-0	1-1	15-13
Palmer	1-2	1-3	4-0	—	0-2	1-2	21-12
Stanhouse	1-1	—	1-0	—	2-1	0-1	6-9
Stewart	—	—	—	—	—	—	1-1
Stoddard	—	—	—	—	—	—	0-1
Totals	5-5	6-9	11-0	9-1	7-4	8-7	90-71
*Stone	—	—	1-1	1-2	2-2	2-2	12-12

\*Steve Stone was 0-1 vs. Baltimore in '78.

## 1978 CLUB PITCHING TOTALS vs. EACH OPPONENT

Total	ERA	W	L	SHO	CG	IP	H	R	ER	HR
Bal.	3.56	90	71	16	65	1429	1340	633	566	107
Away	2.73	51	30	8	35	738	646	258	224	42
	4.45	39	41	8	30	691	694	375	342	65
vs. Bos.	3.29	7	8	0	6	134	108	55	49	17
Cal.	2.58	4	6	0	4	94.1	83	33	27	3
Chi.	3.00	8	1	0	3	81	82	27	27	6
Cle.	2.93	9	6	2	4	132	116	46	43	8
Det.	3.00	7	8	2	8	132	115	50	44	8
K.C.	4.34	2	8	0	1	85	91	49	41	8
Mil.	5.36	7	8	1	4	131	138	95	78	18
Min.	5.52	5	5	0	2	89.2	98	62	55	7
N.Y.	2.98	6	9	2	8	126.2	116	47	42	4
Oak.	1.71	11	0	4	8	100	75	19	19	5
Sea.	3.16	9	1	1	3	91	83	33	32	9
Tex.	3.84	7	4	0	3	103	102	48	44	4
Tor.	4.52	8	7	2	11	129.1	133	69	65	10

# ORIOLES 1978 INDIVIDUAL BATTING

Season	BELANGER					BUMBRY					CROWLEY				
	Pct.	AB	H	HR	RBI	Pct.	AB	H	HR	RBI	Pct.	AB	H	HR	RBI
Balto.	.213	348	74	0	16	.237	114	27	2	6	.253	95	24	0	12
Away	.210	186	39	0	8	.220	59	13	0	2	.271	48	13	0	12
vs. Bos.	.216	162	35	0	8	.255	55	14	2	4	.234	47	11	0	0
Cal.	.265	34	9	0	2	.222	18	4	1	2	.400	20	8	0	3
Chi.	.130	23	3	0	0	—	—	—	—	—	.000	3	0	0	0
Cle.	.320	25	8	0	4	.333	12	4	1	2	.250	4	1	0	1
Det.	.275	40	11	0	2	.000	1	0	0	0	.250	4	1	0	1
K.C.	.048	21	1	0	0	.000	1	0	0	0	.214	14	3	0	0
Mil.	.105	19	2	0	1	.063	16	1	0	0	.500	2	1	0	0
Min.	.184	38	7	0	0	.333	30	10	0	1	.500	4	2	0	0
N.Y.	.238	21	5	0	0	.333	12	4	0	1	.250	8	2	0	3
Oak.	.355	31	11	0	0	.176	17	3	0	0	.111	9	1	0	1
Sea.	.261	23	6	0	1	—	—	—	—	—	.250	8	2	0	0
Tex.	.148	27	4	0	1	.143	7	1	0	0	.000	6	0	0	0
Tor.	.158	19	3	0	0	—	—	—	—	—	.286	7	2	0	2
Pre-A.S.	.214	215	46	0	7	.239	109	26	2	6	.306	36	11	0	6
Post-A.S.	.211	133	28	0	9	.200	5	1	0	0	.220	59	13	0	6
Des. Hitter	—	—	—	—	—	—	—	—	—	—	.179	56	10	0	4
Pinch Hitter	.000	1	0	0	0	.200	5	1	0	0	.342	38	13	0	8

Season	DAUER					DeCINCES					DEMPEY				
	Pct.	AB	H	HR	RBI	Pct.	AB	H	HR	RBI	Pct.	AB	H	HR	RBI
Balto.	.264	459	121	6	46	.286	511	146	28	80	.259	441	114	6	32
Away	.244	242	59	3	27	.308	250	77	14	41	.275	218	60	4	13
vs. Bos.	.286	217	62	3	19	.264	261	69	14	39	.242	223	54	2	19
Cal.	.205	39	8	0	4	.128	47	6	2	3	.282	39	11	1	2
Chi.	.323	31	10	1	5	.250	28	7	1	2	.200	30	6	0	2
Cle.	.391	23	9	0	4	.250	24	6	1	5	.217	23	5	0	3
Det.	.180	50	9	1	2	.356	45	16	2	8	.103	29	3	0	0
K.C.	.205	39	8	0	0	.302	53	16	4	13	.211	38	8	1	5
Mil.	.160	25	4	0	1	.211	38	8	1	2	.167	24	4	0	1
Min.	.262	42	11	0	5	.364	44	16	1	3	.229	48	11	0	3
N.Y.	.400	25	10	1	3	.385	39	15	3	10	.318	22	7	0	1
Oak.	.074	27	2	0	2	.231	52	12	3	7	.259	54	14	1	3
Sea.	.296	27	8	1	3	.300	30	9	1	5	.229	35	8	2	4
Tex.	.393	28	11	0	5	.290	31	9	1	4	.414	29	12	0	1
Tor.	.302	43	13	1	2	.263	38	10	3	8	.344	32	11	0	1
Pre-A.S.	.300	60	18	1	10	.381	42	16	5	10	.368	38	14	1	6
Post-A.S.	.254	189	48	4	21	.237	224	53	10	20	.244	213	52	5	19
Des. Hitter	.270	270	73	2	25	.324	287	93	18	60	.272	228	62	1	13
Pinch Hitter	.000	4	0	0	0	—	—	—	—	—	.250	4	1	0	0

Season	GARCIA					HARLOW					HENDRICKS				
	Pct.	AB	H	HR	RBI	Pct.	AB	H	HR	RBI	Pct.	AB	H	HR	RBI
Balto.	.263	186	49	0	13	.243	460	112	8	26	.333	18	6	1	1
Away	.253	75	19	0	2	.221	217	48	5	15	.250	4	1	0	0
vs. Bos.	.270	111	30	0	11	.263	243	64	3	11	.357	14	5	1	1
Cal.	.067	15	1	0	0	.273	44	12	1	2	.250	4	1	0	0
Chi.	.125	8	1	0	2	.286	28	8	1	1	.500	2	1	0	0
Cle.	.000	6	0	0	0	.263	19	5	1	2	.000	1	0	0	0
Det.	.308	13	4	0	0	.143	35	5	0	0	.000	1	0	0	0
K.C.	.393	28	11	0	2	.327	52	17	2	5	.000	1	0	0	0
Mil.	.250	8	2	0	0	.263	19	5	0	1	.000	2	0	0	0
Min.	.235	17	4	0	3	.313	32	10	2	4	.000	1	1	0	0
N.Y.	.400	15	6	0	0	.281	32	9	0	1	—	—	—	—	—
Oak.	.417	12	5	0	1	.195	41	8	0	2	—	—	—	—	—
Sea.	.313	16	5	0	3	.238	42	10	1	2	.000	1	1	1	1
Tex.	.500	6	3	0	0	.263	38	10	0	5	—	—	—	—	—
Tor.	.083	12	1	0	0	.147	34	5	0	1	—	—	—	—	—
Pre-A.S.	.200	30	6	0	2	.182	44	8	0	0	.400	5	2	0	0
Post-A.S.	.297	64	19	0	7	.250	236	59	3	13	.308	13	4	0	0
Des. Hitter	.246	122	30	0	6	.237	224	53	5	13	.400	5	2	1	1
Pinch Hitter	.333	3	1	0	0	.000	9	0	0	0	.167	6	1	0	0

Season	KELLY					LOPEZ					L. MAY				
	Pct.	AB	H	HR	RBI	Pct.	AB	H	HR	RBI	Pct.	AB	H	HR	RBI
Balto.	.274	274	75	11	40	.238	193	46	4	20	.246	556	137	25	80
Away	.270	126	34	4	16	.211	95	20	3	12	.259	266	69	11	38
vs. Bos.	.277	148	41	7	24	.265	98	26	1	8	.234	290	68	14	42
Cal.	.182	22	4	0	1	.286	14	4	0	2	.233	43	10	1	7
Chi.	.190	21	4	0	2	.167	12	2	0	2	.214	42	9	0	1
Cle.	.400	10	4	1	1	.429	21	9	1	5	.192	26	5	2	3
Det.	.269	26	7	0	1	.176	34	6	1	3	.214	56	12	1	7
K.C.	.302	43	13	2	6	.167	12	2	1	1	.256	39	10	4	7
Mil.	.375	8	3	0	1	.438	16	7	1	2	.179	39	7	1	4
Min.	.500	26	13	1	5	.111	18	2	0	2	.250	60	15	3	12
N.Y.	.214	14	3	1	2	.400	10	4	0	1	.162	37	6	2	6
Oak.	.097	31	3	2	4	.133	15	2	0	0	.277	47	13	1	3
Sea.	.111	9	1	0	0	.250	4	1	0	0	.361	36	13	1	7
Tex.	.286	21	6	2	5	.333	3	1	0	1	.278	36	10	1	2
Tor.	.333	18	6	1	7	.083	12	1	0	0	.275	40	11	3	8
Pre-A.S.	.320	25	8	1	5	.227	22	5	0	1	.291	55	16	5	13
Post-A.S.	.282	117	33	0	15	.216	111	24	3	12	.248	315	78	15	48
Des. Hitter	.268	157	42	11	25	.268	82	22	1	8	.245	241	59	10	32
Pinch Hitter	.000	1	0	0	0	.071	14	1	0	0	.249	538	134	25	78

# ORIOLES 1978 INDIVIDUAL BATTING (Cont.)

	MORA					MURRAY					ROENICKE				
Season	Pct.	AB	H	HR	RBI	Pct.	AB	H	HR	RBI	Pct.	AB	H	HR	RBI
Balto.	.214	229	49	8	14	.285	610	174	27	95	.259	58	15	3	15
Away	.207	111	23	5	9	.276	297	82	10	45	.276	29	8	1	5
vs. Bos.	.220	118	26	3	5	.294	313	92	17	50	.241	29	7	2	10
Cal.	.304	23	7	2	2	.246	57	14	4	9	.250	4	1	0	0
Chi.	.353	17	6	0	0	.375	40	15	4	6	—	—	—	—	—
Cle.	.125	16	2	2	4	.182	33	6	2	10	.000	2	0	0	1
Det.	.143	14	2	0	1	.321	56	18	0	6	.455	11	5	2	6
K.C.	.188	16	3	1	1	.175	57	10	1	7	.000	6	0	0	0
Mil.	.250	8	2	0	0	.282	39	11	1	4	.000	10	0	0	1
Min.	.176	17	3	1	1	.250	60	15	3	11	.500	12	6	1	2
N.Y.	.143	14	2	0	0	.349	43	15	0	4	.250	4	1	0	1
Oak.	.143	7	1	0	0	.259	54	14	1	4	.143	7	1	0	2
Sea.	.219	32	7	0	3	.256	39	10	3	9	—	—	—	—	—
Tex.	.125	16	2	1	1	.361	36	13	4	12	—	—	—	—	—
Tor.	.385	13	5	0	0	.310	42	13	2	4	.000	1	0	0	0
	.194	36	7	1	1	.370	54	20	2	9	1.000	1	1	0	2
Pre-A.S.	.250	116	29	5	9	.271	325	88	17	52	.194	36	7	0	6
Post-A.S.	.177	113	20	3	5	.302	285	86	10	43	.364	22	8	3	9
Des. Hitter	.000	1	0	0	0	.000	3	0	0	0	—	—	—	—	—
Pinch Hitter	.000	13	0	0	0	—	—	—	—	—	.167	6	1	0	4

# ORIOLES LIFETIME INDIVIDUAL BATTING (Cont.)

	DAUER					DeCINCES					DEMPSEY*				
	Pct.	AB	H	HR	RBI	Pct.	AB	H	HR	RBI	Pct.	AB	H	HR	RBI
Career	.248	802	199	11	74	.258	1659	428	62	217	.237	1258	298	12	101
Balto.	.253	399	101	5	42	.262	817	214	33	113	.236	457	108	5	31
Away	.243	403	98	6	32	.254	842	214	29	104	.237	801	190	7	70
vs. Bos.	.241	87	21	2	9	.201	149	30	6	17	.186	113	21	3	6
Cal.	.255	51	13	1	6	.133	98	13	2	3	.184	76	14	0	5
Chi.	.418	55	23	0	9	.248	101	25	3	21	.306	111	34	0	12
Cle.	.188	85	16	1	5	.287	171	49	7	30	.202	119	24	1	10
Det.	.250	88	22	0	2	.265	166	44	9	30	.229	109	25	1	8
K.C.	.200	50	10	0	4	.198	111	22	1	6	.192	78	15	1	9
Mil.	.231	78	18	0	10	.330	179	59	4	17	.208	173	36	1	8
Min.	.286	42	12	1	3	.325	120	39	6	19	.323	96	31	1	4
N.Y.	.109	46	5	0	2	.258	186	48	7	21	.231	91	21	1	4
Oak.	.306	36	11	1	4	.250	100	25	4	9	.261	79	18	2	5
Sea.	.324	37	12	0	5	.302	63	19	3	9	.310	42	13	0	3
Tex.	.245	53	13	1	2	.258	128	33	5	23	.295	61	18	0	5
Tor.	.245	94	23	4	13	.253	87	22	5	12	.313	57	16	1	11

\*Dempsey career record incl. following vs. O's: Pct.—.226, AB—53, H—12, HR—0, RBI—1

	GARCIA					HARLOW					KELLY				
	Pct.	AB	H	HR	RBI	Pct.	AB	H	HR	RBI	Pct.	AB	H	HR	RBI
Career	.244	349	85	3	27	.241	511	123	8	26	.265	3910	1035	63	351
Balto.	.188	128	24	0	7	.227	251	57	5	15	.268	385	103	15	56
Away	.276	221	61	3	20	.254	260	66	3	11	.264	3525	932	48	295
vs. Bos.	.250	36	9	1	5	.273	44	12	1	2	.277	303	84	8	31
Cal.	.100	10	1	0	2	.229	35	8	1	1	.231	351	81	7	33
Chi.	.125	16	2	0	0	.263	19	5	1	2	.269	119	32	3	14
Cle.	.273	22	6	0	0	.239	46	11	0	0	.253	308	78	5	29
Det.	.378	45	17	0	2	.298	57	17	2	5	.257	304	78	4	23
K.C.	.133	15	2	0	0	.263	19	5	0	1	.325	255	83	0	16
Mil.	.163	43	7	0	4	.306	36	11	2	4	.313	399	125	12	53
Min.	.300	20	6	0	0	.281	32	9	0	1	.233	391	91	3	32
N.Y.	.344	32	11	1	4	.218	55	12	0	2	.242	339	82	5	28
Oak.	.225	40	9	1	7	.222	45	10	1	2	.263	392	103	2	28
Sea.	.500	6	3	0	0	.244	41	10	0	5	.265	49	13	4	11
Tex.	.105	19	2	0	0	.132	38	5	0	1	.259	429	111	6	34
Tor.	.222	45	10	0	3	.182	44	8	0	0	.305	59	18	2	6

	LOPEZ*					L. MAY					MORA				
	Pct.	AB	H	HR	RBI	Pct.	AB	H	HR	RBI	Pct.	AB	H	HR	RBI
Career	.260	500	130	12	54	.255	2251	574	97	387	.226	682	154	27	83
Balto.	.221	113	25	4	14	.256	1114	285	42	178	.231	333	77	15	43
Away	.271	387	105	8	40	.254	1137	289	55	209	.221	349	77	12	40
vs. Bos.	.314	35	11	1	5	.225	213	48	9	40	.203	74	15	2	5
Cal.	.267	30	8	0	3	.220	150	33	2	17	.270	63	17	1	7
Chi.	.283	53	15	1	8	.237	156	37	8	31	.140	43	6	3	8
Cle.	.230	61	14	2	7	.247	231	57	7	35	.230	61	14	4	7
Det.	.152	33	5	2	4	.230	217	50	10	40	.187	75	14	2	5
K.C.	.267	30	8	1	2	.263	160	42	8	32	.239	46	11	1	5
Mil.	.233	30	7	0	4	.273	242	66	9	38	.246	61	15	2	10
Min.	.333	42	14	0	5	.306	160	49	14	40	.239	46	11	4	8
N.Y.	.256	43	11	0	4	.253	233	59	4	28	.264	37	9	0	5
Oak.	.241	29	7	1	2	.280	157	44	8	31	.238	58	13	3	11
Sea.	.333	3	1	0	1	.282	78	22	3	8	.136	22	3	1	3
Tex.	.139	36	5	2	4	.266	154	41	7	25	.273	36	13	2	4
Tor.	.327	52	17	0	2	.260	100	26	8	22	.217	60	13	2	5

\*Lopez has batted .304 (7-for-23) vs. Baltimore with 2 home runs and 3 RBI.

	MURRAY					SINGLETON					SKAGGS				
	Pct.	AB	H	HR	RBI	Pct.	AB	H	HR	RBI	Pct.	AB	H	HR	RBI
Career	.284	1221	347	54	183	.300	2168	650	72	305	.248	302	75	1	26
Balto.	.287	599	172	24	90	.285	1020	291	36	134	.241	145	35	0	10
Away	.281	622	175	30	93	.313	1148	359	36	171	.255	157	40	1	16
vs. Bos.	.310	113	35	9	24	.285	221	63	3	26	.238	21	5	1	1
Cal.	.293	82	24	5	11	.278	144	40	4	16	.200	20	4	0	2
Chi.	.274	73	20	3	12	.271	144	39	4	19	.238	21	5	0	3
Cle.	.355	110	39	5	18	.320	219	70	7	31	.214	42	9	0	1
Det.	.209	115	24	4	15	.282	209	59	11	34	.345	29	10	0	7
K.C.	.244	82	20	1	6	.340	150	51	2	13	.286	21	6	0	2
Mil.	.281	114	32	6	23	.292	236	69	5	27	.059	17	1	0	0
Min.	.289	76	22	0	7	.319	144	46	11	31	.292	24	7	0	3
N.Y.	.259	112	29	5	19	.306	222	68	9	34	.222	18	4	0	1
Oak.	.313	80	25	5	13	.287	150	43	6	24	.286	21	6	0	2
Sea.	.254	71	18	6	14	.317	60	19	4	12	.375	16	6	0	0
Tex.	.250	84	21	2	7	.312	170	53	4	22	.179	28	5	0	0
Tor.	.349	109	38	3	14	.303	99	30	2	16	.292	24	7	0	4

	SMITH*														
	Pct.	AB	H	HR	RBI	Pct.	AB	H	HR	RBI	Pct.	AB	H	HR	RBI
Career	.229	768	176	10	73										
Balto.	.256	305	78	2	22										
Away	.212	463	98	8	51										
vs. Bos.	.194	72	14	0	7	vs. Min.	.167	48	8	0	6				
Cal.	.149	47	7	1	4	N.Y.	.351	74	26	1	9				
Chi.	.310	29	9	0	2	Oak.	.152	66	10	0	2				
Cle.	.308	78	24	2	12	Sea.	.184	49	9	1	4				
Det.	.250	68	17	0	5	Tex.	.327	49	16	1	3				
K.C.	.231	52	12	1	5	Tor.	.146	41	6	2	6				
Mil.	.178	73	13	1	8										

\*Smith's career record includes the following vs. Baltimore. Pct.—.227, AB—22, H—5, HR—0, RBI—0.

# OPPOSING BATTERS RECORDS—1978

Batter	1978 Club	Pct.	AB	H	HR	RBI	Batter	1978 Club	Pct.	AB	H	HR	RBI
Adams, G.	Min.	.286	14	4	1	2	Lansford	Cal.	.250	28	7	0	1
Alberts	Tor.	.250	8	2	0	0	LeFlore	Det.	.222	54	12	0	2
Alexander	Oak.-Cle.	.333	15	5	1	6	Lemon	Chi.	.138	29	4	0	0
Alston	N.Y.-Oak.	.111	27	3	0	2	Lezcano	Mil.	.253	35	9	1	4
Anderson	Cal.	.273	11	3	0	0	Lowenstein	Tex.	.222	18	4	1	2
Armas	Oak.	.100	30	3	0	2	Lynn	Bos.	.263	57	15	1	4
Ashby	Tor.	.389	18	7	0	4	Mankowski	Det.	.333	15	5	0	1
Ault	Tor.	.353	17	6	1	2	Manning	Cle.	.263	57	15	1	3
Bailor	Tor.	.291	55	16	0	6	Martinez	Mil.	.200	20	4	0	2
Bando	Mil.	.222	54	12	2	6	Mason	Tex.	.667	3	2	0	0
Bannister	Chi.	.500	2	1	0	0	May, D.	Mil.	1.000	1	1	0	0
Baylor	Cal.	.256	39	10	1	3	May, M.	Det.	.250	24	6	0	0
Bell, B.	Cle.	.267	60	16	0	3	Mayberry	Tor.	.184	38	7	3	9
Beniquez	Tex.	.420	50	21	2	10	McKay	Tor.	.358	53	19	1	7
Bernhardt	Sea.	.385	13	5	0	0	McRae	K.C.	.225	40	9	2	6
Bevacqua	Tex.	.273	33	9	0	5	Meyer	Sea.	.059	17	1	0	0
Blair	N.Y.	.222	9	2	0	2	Milbourne	Sea.	.429	7	3	0	0
Blanks	Cle.	.385	13	5	1	3	Miller	Cal.	.346	26	9	0	2
Blomberg	Chi.	.375	8	3	1	4	Milner	Tor.	.600	5	3	0	2
Bochte	Sea.	.100	30	3	0	0	Molinaro	Chi.	.389	18	7	0	0
Bonds	Chi.-Tex.	.367	30	11	0	4	Molitor	Mil.	.255	55	14	1	11
Bosetti	Tor.	.130	46	6	0	1	Money	Mil.	.238	63	15	1	6
Bosley	Chi.	.263	19	5	1	2	Moore, C.	Mil.	.227	22	5	0	5
Bostock	Cal.	.379	29	11	0	4	Moore, J.	Chi.	1.000	3	3	0	0
Brett	K.C.	.294	34	10	0	4	Morales	Min.	.273	22	6	0	3
Briggs	Cle.	.083	12	1	0	0	Mulliniks	Cal.	.200	5	1	0	0
Brahmer	Bos.	.176	17	3	0	0	Munson	N.Y.	.224	49	11	0	3
Burleson	Bos.	.206	63	13	1	5	Nahorodny	Chi.	.316	19	6	0	1
Cage	Cle.	.207	29	6	0	3	Netles	N.Y.	.208	48	10	1	5
Campaneris	Tex.	.243	37	9	0	3	Nordhagen	Chi.	.600	5	3	2	6
Carbo	Bos.-Cle.	.250	12	3	0	2	Norris	Cle.	.273	33	9	0	5
Carew	Min.	.442	38	17	0	9	Norwood	Min.	.370	27	10	1	3
Carty	Tor.-Oak.	.317	60	19	5	17	Oglivie	Mil.	.214	28	6	0	0
Cerone	Tor.	.250	28	7	0	2	Oliver	Tex.	.292	48	14	0	4
Chalk	Cal.	.160	25	4	0	0	Orta	Chi.	.133	15	2	0	0
Chambliss	N.Y.	.278	54	15	0	9	Oris	K.C.	.250	28	7	1	7
Chiles	Min.	.214	14	3	0	3	Paciorek	Sea.	.214	14	3	0	2
Colbern	Chi.	.200	10	2	0	0	Page	Oak.	.243	37	9	1	2
Cooper	Mil.	.405	42	17	3	12	Parrish	Det.	.118	34	4	1	2
Corcoran	Det.	.240	25	6	0	2	Pasley	Sea.	.333	3	1	0	1
Cowens	K.C.	.296	27	8	1	5	Patek	K.C.	.156	32	5	0	2
Cox	Cle.	.310	29	9	0	2	Piniella	N.Y.	.325	40	13	1	4
Cruz, H.	Chi.	.250	4	1	0	0	Plummer	Sea.	.059	17	1	1	1
Cruz, J.	Sea.	.225	40	9	0	1	Poquette	K.C.	.400	15	6	1	2
Cubbage	Min.	.250	24	6	0	5	Porter	K.C.	.375	32	12	2	8
Dade	Cle.	.167	18	3	0	0	Powell	Min.	.217	23	5	1	9
Davis	Mil.	.400	20	8	1	2	Pruitt	Cle.	.000	21	0	0	0
Dent	N.Y.	.261	46	12	0	3	Pryor	Chi.	.273	22	6	0	0
Diaz	Cle.	.250	8	2	0	1	Randall	Min.	.174	23	4	0	1
Dillard	Det.	.263	19	5	0	1	Randolph	N.Y.	.167	48	8	0	1
Dilone	Oak.	.400	5	2	0	0	Remy	Bos.	.170	47	8	0	1
Downing	Cal.	.250	32	8	0	5	Rettenmund	Cal.	.333	9	3	0	0
Doyle	N.Y.	.200	5	1	0	0	Revering	Oak.	.387	31	12	1	1
Duffy	Bos.	.308	13	4	0	1	Reynolds	Sea.	.325	40	13	2	5
Duncan	Oak.	.115	26	3	0	0	Rice	Bos.	.310	58	18	6	14
Edwards	Oak.	.261	23	6	0	0	Rivera	Min.	.375	16	6	0	0
Ellis	Tex.	.167	6	1	0	1	Rivers	N.Y.	.276	58	16	0	4
Essian	Oak.	.048	21	1	0	0	Roberts	Sea.	.207	29	6	3	6
Etchebarren	Mil.	.400	5	2	0	2	Robertson	Sea.	.077	13	1	0	1
Evans	Bos.	.243	37	9	1	7	Robinson	Oak.	.333	18	6	0	0
Ewing	Tor.	.333	3	1	0	1	Rodriguez	Det.	.250	40	10	1	7
Fairly	Cal.	.071	14	1	0	0	Rudi	Cal.	.293	41	12	1	9
Fisk	Bos.	.214	56	12	2	4	Sakata	Mil.	.250	16	4	0	2
Ford	Min.	.371	35	13	2	8	Scott	Bos.	.143	35	5	1	3
Garr	Chi.	.375	16	6	0	2	Smalley	Min.	.226	31	7	1	5
Gomez	Tor.	.114	35	4	0	2	Soderholm	Chi.	.276	29	8	2	4
Gray	Tex.	.222	9	2	0	1	Spencer	N.Y.	.333	9	3	1	2
Grich	Cal.	.111	27	3	0	1	Squires	Chi.	.375	16	6	0	1
Griffin	Cle.	.500	4	2	0	0	Staggs	Oak.	1.000	1	1	0	1
Gross	Oak.	.179	28	5	1	2	Stanton	Sea.	.167	36	6	1	2
Grubb	Cle.-Tex.	.320	25	8	2	5	Staub	Det.	.288	59	17	1	8
Guerrero	Oak.	.300	40	12	0	1	Stegman	Det.	.200	5	1	1	1
Hale	Sea.	.500	8	4	2	6	Stein	Sea.	.393	28	11	0	0
Hampton	Cal.	.500	2	1	1	1	Stinson	Sea.	.333	9	3	0	2
Hargrove	Tex.	.244	41	10	0	1	Sundberg	Tex.	.316	48	12	0	6
Harrah	Tex.	.167	12	2	0	0	Thomas	Mil.	.245	49	13	2	12
Hassey	Cle.	.167	18	3	0	1	Thomasson	Cal.-N.Y.	.143	14	2	0	1
Hisle	Mil.	.276	58	16	4	16	Thompson, J.	Det.	.245	53	13	2	9
Hobson	Bos.	.237	38	9	3	6	Thornton	Cle.	.364	33	12	3	8
Horton	Cle.-Tor.	.174	23	4	1	6	Trammell	Det.	.279	43	12	0	5
Howell	Tor.	.383	47	18	0	7	Upshaw	Tor.	.143	21	3	0	1
Hurdle	K.C.	.320	25	8	0	2	Velez	Tor.	.280	25	7	0	4
Hutton	Tor.	.250	8	2	0	0	Verzyer	Cle.	.242	33	8	0	1
Jackson, Re.	N.Y.	.289	45	13	1	4	Wallis	Oak.	.240	25	6	0	3
Jackson, Ro.	Cal.	.143	21	3	0	1	Wash., C.	Tex.-Chi.	.174	23	4	0	0
Johnson, C.	N.Y.	.211	19	4	0	2	Wash., U. L.	K.C.	.250	8	2	0	2
Johnson, L.	Chi.	.321	28	9	0	3	Wathan	K.C.	.375	16	6	1	4
Johnson, T.	Mil.-Tor.	.364	11	4	0	2	Whitaker	Det.	.161	31	5	0	2
Johnstone	N.Y.	.286	7	2	0	0	White, F.	K.C.	.250	24	6	0	1
Jones	Sea.	.371	35	13	0	4	White, R.	N.Y.	.211	19	4	0	2
Kemp	Det.	.280	50	14	1	4	Wilfong	Min.	.182	11	2	0	0
Kessinger	Chi.	.091	22	2	0	0	Wills	Tex.	.211	38	8	0	5
Kuiper	Cle.	.222	54	12	0	2	Wilson	K.C.	.300	10	3	0	4
Kusick	Min.	.067	15	1	0	0	Wockenfuss	Det.	.208	24	5	1	4
LaCock	K.C.	.385	13	5	0	2	Wohlford	Mil.	.308	13	4	0	2
Landreaux	Cal.	.250	28	7	0	2	Wolfe	Min.	.133	15	2	0	0



Batter	1978 Club	Pct.	AB	H	HR	RBI	Batter	1978 Club	Pct.	AB	H	HR	RBI
Woods, A.	Tor.	.125	16	2	1	1	Yount	Min.	.360	25	9	2	6
Woods, G.	Tor.	.333	6	2	0	0	Zdeb	K.C.	.200	20	4	0	0
Wynegar	Min.	.364	33	12	1	10	Zisk	Tex.	.120	25	3	1	4
Yastrzemski	Bos.	.184	49	9	2	4							

### LEADING OPPOSING HITTERS—1978

1978		(25 or more at-bats)					1978		(25 or more at-bats)				
Batter	Club	Pct.	AB	H	HR	RBI	Batter	Club	Pct.	AB	H	HR	RBI
1. Carew	Min.	.447	38	17	0	9	6. Howell	Tor.	.383	47	18	0	7
2. Beniquez	Tex.	.420	50	21	2	10	7. Bostock	Cal.	.379	29	11	0	4
3. Cooper	Mil.	.405	42	17	3	12	8. Porter	K.C.	.375	32	12	2	8
4. Stein	Sea.	.393	28	11	0	0	9. Ford	Min.	.371	35	13	2	8
5. Revering	Oak.	.387	31	12	1	1	9. Jones	Sea.	.371	35	13	0	4

Hits: 21—Beniquez (Tex.), 19—Carty (Tor.-Oak.), McKay (Tor.).  
 Home Runs: 6—Rice (Bos.), 5—Carty (Tor.-Oak.), 4—Hisle (Mil.).  
 RBI: 17—Carty (Tor.-Oak.), 16—Hisle (Mil.), 14—Rice (Bos.).  
 SB: 5—Hisle (Mil.).  
 Walks: 12—Lezcano (Mil.), 10—Evans (Bos.), Smalley (Min.), Thomas (Mil.).

### 1978 OPPOSING TEAM BATTING vs. ORIOLES

Club	Pct.	AB	R	H	HR	R/GM
BOSTON	.223	485	55	108	17	3.67
CALIFORNIA	.241	345	33	83	3	3.30
CHICAGO	.266	308	27	82	6	3.00
CLEVELAND	.239	485	46	116	8	3.07
DETROIT	.237	485	50	115	8	3.33
KANSAS CITY	.275	331	49	91	8	4.90
MILWAUKEE	.270	512	95	138	18	6.33
MINNESOTA	.285	344	62	98	7	6.20
NEW YORK	.248	468	47	116	4	3.13
OAKLAND	.211	355	19	75	5	1.73
SEATTLE	.245	339	33	83	9	3.30
TEXAS	.264	387	48	102	4	4.36
TORONTO	.268	496	69	133	10	4.60

### OPPOSING PITCHERS RECORDS

Pitcher	1978 Club	1978 W-L-S	vs. Orioles W-L	vs. Orioles Career W-L	Lifetime Record Am. Lg. W-L-S	Majors W-L-S
Aase	Cal.	11-8	0-1	0-2	17-10	
Abbott	Sea.	7-15	0-1	2-4	32-44	
Alexander	Tex.	9-10	1-1	3-3	71-63	77-69
Arroyo	Det.	0-0	0-0	0-2	10-19	
Augustine	Min.	13-12	1-2	3-7	36-42	
Baker	Det.	2-4	2-1	2-1	2-4	
Barker	Tex.	1-5-4	0-1	0-1	6-6-4	
Barrios	Chi.	9-15	0-0	1-3	28-31	
Baumgarten	Chi.	2-2	0-1	0-1	2-2	
Beattie	N.Y.	6-9	1-2	1-2	6-9	
Billingham	Det.	15-8	1-1	1-1	15-8	134-103-4
Bird	K.C.	6-6-1	0-1	3-6	49-36-58	
Brett	Cal.	3-5-1	0-1	3-8	43-58-6	78-81-6
Broberg	Oak.	10-12	0-1	0-8	40-69	41-71
Burgmeier	Bos.	2-1-4	0-1	2-3	51-37-60	
Busby	K.C.	1-0	0-0	2-8	63-45	
Buskey	Tor.	0-1	0-0	1-5	12-16-27	
Caldwell	Min.	22-9-1	1-2	1-3	27-17-1	62-67-17
Campbell	Bos.	7-5-4	0-0	3-1	52-35-86	
Castro	Min.	5-4-8	0-1	1-3	20-18-30	
Clancy	Tor.	10-12	2-1	3-2	14-21	
Cleveland	Bos.-Tex.	5-8-12	1-1	6-7	51-48-16	91-89-16
Clyde	Chi.	8-11	2-2	2-3	15-29	
Colborn	K.C.-Sea.	4-12	0-3	3-17	79-86	83-88
Coleman	Oak.-Tor.	5-0	0-0	13-18	139-127	141-135
Comer	Tex.	11-5-1	0-0	0-0	11-5-1	
Crawford	Det.	2-3	0-0	1-3	10-19	15-28
Cruz, V.	Tor.	7-3-9	1-1	1-1	7-3-9	
Drago	Bos.	4-4-7	0-0	8-12	87-98-37	
Eastwick	N.Y.	2-1	0-0	0-0	2-1	
Eckersley	Bos.	20-8	0-1	4-5	60-40	117-99
Ellis	Tex.	9-7	0-2	2-7	38-27	
Erickson	Min.	14-13	0-0	0-0	14-13	25-19-61
Farmer	Min.	1-0-1	0-0	2-0	11-11-15	13-12-15
Fidrych	Det.	2-0	0-0	1-3	27-13	
Figueroa	N.Y.	20-9	0-2	3-8	73-51	
Fitzmorris	Cal.-Cal.	1-1	0-0	4-4	77-59	
Foucault	Det.-K.C.	2-4-4	0-0	3-3	35-36-52	
Frost	Cal.	5-4	1-0	1-0	6-4	
Gale	K.C.	14-8	1-0	1-0	14-3	
Garland	Chi.	2-3	0-0	2-1	42-40	
Garvin	Tor.	4-12	0-1	1-3	14-30	
Glynn	Det.	0-0	0-0	1-0	3-6	
Goltz	Min.	15-10	2-1	7-5	82-66	
Gossage	N.Y.	10-11-27	1-0	4-2	39-47-57	
Griffin	Cal.	3-4	1-0	1-0	3-4	58-76-3
Guldry	N.Y.	25-3	2-1	3-1	41-11-1	
Gullett	N.Y.	4-2	0-0	1-0	18-6	109-50
Gura	K.C.	16-4	2-0	5-1	40-18-11	43-25-13

36

### OPPOSING PITCHERS RECORDS

Pitcher	Club 1978	1978 W-L-S	vs. Orioles W-L	vs. Orioles Career W-L	Lifetime Record Am. Lg. W-L-S	Majors W-L-S
Haas	Min.	2-3-1	1-2	2-3	12-16-1	
Harrison	Min.	0-1	0-0	0-1	10-12	30-35
Hartzell	Cal.	6-10-6	2-0	2-1	21-26-12	
Hassler	K.C.-Bos.	3-5-1	0-0	2-2	27-53-2	
Hiller	Det.	9-4-15	3-1	7-12	82-69-116	
Holtzman	N.Y.	1-0	0-0	5-7	94-69	168-141
Hood	Chi.	5-6	0-1	0-2	20-25	
Hrabosky	K.C.	8-7-20	0-0	0-0	8-7-20	48-27-79
Hunter	N.Y.	12-6	2-1	26-24	222-157	
Jefferson	Tor.	7-16	0-1	0-4	30-54	
Jenkins	Tex.	18-8	0-1	5-3	82-59	231-168
John	L.A.	17-10-1	0-0	9-9	84-91	171-133
Johnson, J.	Oak.	11-10	0-1	0-1	11-10	
Johnson, T.	Min.	1-4-3	0-0	0-2	23-14-22	
Jones, R.	Sea.	0-2	0-0	0-1	6-9	
Keough	Oak.	8-15	0-0	0-0	9-18	
Kern	Chi.	10-10-13	1-0	3-3	29-30-46	
Kirkwood	Tor.	4-5	0-1	1-2	18-23	
Knapp	Cal.	14-8	1-0	1-0	29-16	
Kravec	Chi.	11-16	0-3	0-4	23-30	
Kucek	Chi.	2-3-1	0-1	0-1	3-8	
Lacey	Oak.	8-9-5	0-2	0-3	14-17-12	
LaGrow	Chi.	6-5-16	1-0	2-7	29-48-46	29-49-46
Langford	Oak.	7-13	0-2	2-3	15-32	15-33
LaRoche	Cal.	10-9-25	0-1	1-2	38-32-103	47-39-112
Lee	Bos.	10-10	2-0	8-5	94-68	
Lemanczyk	Tor.	4-14	2-0	5-3	25-44	
Leonard	K.C.	21-17	2-1	6-3	73-50	
Lindblad	Tex.-N.Y.	1-1-2	0-0	5-5	68-63-64	
Lyle	N.Y.	9-3-9	2-0	7-8	79-57-210	
Marshall	Min.	10-12-21	1-1	1-2	16-27-22	83-92-145
Matlack	Tex.	15-13-1	1-0	1-0	15-13-1	97-94
McLaughlin	Sea.	4-8	1-0	1-0	4-8	
Medich	Tex.	9-8-2	1-0	4-4	70-54	78-66
Messersmith	N.Y.	0-3	0-0	5-7	59-50	128-95
Miller, D.	Cal.	6-2-1	0-0	0-0	20-15-21	
Mingori	K.C.	1-4-7	0-0	2-1	15-30-41	
Mitchell	Sea.	8-14	0-2	1-3	23-27	
Monge	Chi.	4-3-6	1-0	1-0	11-15-10	
Montague	Sea.	1-3-2	0-0	0-1	9-15	12-20
Moore	Tor.	6-9	0-1	0-1	6-11	22-40
Moret	Tex.	0-1-1	0-0	2-1	44-22	47-27
Morgan	Oak.	0-3	0-2	0-2	0-3	
Murphy	Tor.	6-9-7	0-1	3-7	64-92-59	67-99
Norris	Oak.	0-5	0-1	0-1	7-17	
Pattin	K.C.	3-3-4	0-0	6-13	105-107-18	
Paxton	Chi.	12-11-1	2-1	3-1	22-16	
Pole	Sea.	4-11	0-1	2-5	25-37	
Redfern	Min.	0-2	0-0	1-1	14-19	
Renko	Oak.	6-12	0-2	0-2	11-12	89-107
Replagle	Min.	9-5	2-0	2-0	9-5	
Reuschel, P.	Chi.	2-4	0-1	0-1	2-4	14-15
Ripley	Bos.	2-5	1-1	1-1	2-5	
Rodriguez	Min.	5-5-2	0-0	4-4	38-35-30	
Romo	Sea.	11-7-10	0-2	1-3	19-17-26	
Rozema	Det.	9-12	0-1	0-2	24-19	
Ryan	Cal.	10-13	0-1	5-12	122-107	151-145
Scarce	Min.	1-1	1-0	1-0	1-1	6-19-21
Schueler	Chi.	3-5	0-0	2-1	11-12-3	40-47-3
Serum	Min.	9-9-1	0-1	0-1	9-9-1	
Slaton	Det.	17-11	2-1	9-10	89-103	
Sorensen	Oak.	18-12-1	2-1	2-2	25-22-1	
Sosa	Min.	8-2-14	0-0	0-0	8-2-14	37-29-48
Spillner	Chi.	3-1-3	0-0	0-0	3-1-3	26-42-10
Splitteroff	K.C.	19-13	3-0	6-4	108-89-1	
Sprol	Bos.	0-2	0-1	0-1	0-2	
Stanley	Bos.	15-2-10	1-0	2-0	23-9-13	
Stone	Chi.	12-12	0-1	1-4	33-35	67-72
Sykes	Det.	6-6-2	0-2	0-3	11-13-2	
Tanana	Cal.	18-12	1-0	10-3	84-61	
Thayer	Min.	1-1	1-0	1-0	1-1	
Tiant	Bos.	13-8	2-1	20-20	204-148-15	
Tidrow	N.Y.	7-11	1-0	7-7	68-66	
Todd	Sea.	3-4-3	0-0	1-0	18-15	23-18
Torrealba	Chi.	2-4-1	0-2	0-2	6-10-3	6-13-5
Torrez	Bos.	16-13	2-2	5-4	69-47	130-97
Travers	Min.	12-11	0-1	1-3	39-53	
Umbarger	Tex.	5-8-1	0-1	2-2	25-33	
Underwood	Tor.	6-14	2-1	2-1	6-14	40-43-3
Waits	Chi.	13-15	0-2	3-4	35-33-4	
Wilcox	Det.	13-12	0-0	0-4	36-40	41-44
Willis	Tor.	3-7-7	0-0	0-0	5-13-12	
Willoughby	Chi.	1-6-13	0-0	2-3	15-22-33	26-36-34
Wise	Chi.	9-19	0-2	6-6	56-51	163-155
Wood	Chi.	10-10	0-0	10-12	163-153	164-156
Zahn	Min.	14-14	0-2	0-3	26-28	32-42-1

37

## 1978 HIGHLIGHTS ORIOLES vs. OPPONENTS

**BOSTON (7-8)** . . . The Red Sox are now the only club in the A.L. with a lifetime winning record against Baltimore (240-231) . . . The Birds are even with Cleveland and hold an edge over every other club.

The Sox won six of the first eight games in the season series, and snapped the Birds' 13 game winning streak with a three game sweep in Boston June 23-24-25 . . . The O's bounced back to win five of the last seven starting with back-to-back 3-2, 11 inning "sudden death" wins at home on June 30 and July 1 on singles by Pat Kelly and Larry Harlow, respectively. In the first game of that series, on June 29, the O's had a 3-1 lead in the top of the ninth when George Scott homered with one on to tie and Dwight Evans followed with a solo shot that gave the Sox a 4-3 victory.

**Leading Carmines:** Despite their 8-7 season series victory, the Sox hit only .223 collectively against the Birds. Jim Rice batted .310 (18-for-58), led all opponents in homers (6) and drove in 14 runs in 15 games. Rice has a .331 (85-for-257) career average vs. the O's with 16 homers and 49 rbi . . . He has driven in 27 runs in 29 games over the last two seasons.

Carl Yastrzemski hit only .184 (9-for-49), but still has a .301 career average against the O's (329-for-1094) with 30 home runs . . . Fred Lynn hit .263 (15-for-57) vs. Baltimore in '78, but is batting .312 lifetime (72-for-231).

Bill Lee was 2-0, Luis Tiant 2-1 and Mike Torrez 2-2 . . . Dennis Eckersley was 0-1 and has now lost five straight games to Baltimore since winning his first four (three as a rookie in '75 and one on May 24, '76).

**Leading O's:** Terry Crowley hit .400 (8-for-20) and Ken Singleton .333 (13-for-39) vs. the Sox . . . Though Eddie Murray was held to a .246 (14-for-57) average, he hit four homers and drove in nine runs to lead the Birds . . . Murray in two A.L. seasons has batted .310 (35-for-113) vs. Boston with nine homers and 24 rbi in 29 games.

Don Stanhouse was 1-0 with two saves and didn't yield a run in five appearances (4.2 ip) . . . He picked up one save (for Scott McGregor) without delivering a pitch. That was on Sep. 4 in Baltimore when he came on with two out in the ninth, the O's leading 5-3 and the tying runs on . . . Then he promptly picked Carlton Fisk off to end the game. McGregor won that game though he was behind 3-0 before he retired a batter (see Scott's bio).

Dennis Martinez was 2-4 (see his bio for details); Mike Flanagan 1-0 and Jim Palmer 1-1.

**CALIFORNIA (4-6)** . . . Although the O's were 24-7 vs. the three west coast clubs they lost the season series to the Angels (they were 11-0 vs. Oak. and 9-1 vs. Sea.).

Among those losses was a 1-0 defeat in 14 innings at Anaheim Aug. 20 when the only run of the game scored on a Don Baylor two out pop fly that dropped in center for a double, scoring Rick Miller. The loss pushed the O's 13½ games out of first, their biggest deficit of the year. Dennis Martinez pitched 11 shutout innings to no avail. Don Stanhouse took the loss while Tom Griffin got the win.

**Angels Leaders:** The late Lyman Bostock batted .379 (11-for-29) and Miller hit .346 (9-for-26) vs. the O's.

Nolan Ryan was 0-1 and is now 5-12 lifetime with a 3.88 era (61 er) and 160 strikeouts in 141.2 innings . . . Frank Tanana snapped the Orioles 13 game winning streak in Baltimore on June 15 with a 5-1 complete game effort in his only appearance against the O's . . . Paul Hartzell was 2-0 and gave up only three earned runs in 22 innings.

See "Minnesota" for details on Rod Carew vs. the O's, '78 and lifetime.

**O's Leaders:** Eddie Murray led the club in average-.375 (15-for-40), home runs (4) and rbi (6) and Rich Dauer batted .323 (10-for-31) with five rbi. Jim Palmer was 2-1, Dennis Martinez 1-1, Mike Flanagan 0-1 and Scott McGregor 0-2.

**CHICAGO (1-8)** . . . The O's came within one game of a season sweep . . . They took both games of back-to-back doubleheaders in Baltimore on Sep. 1 and 2 to give them an 8-0 record, but then dropped the final game on Sep. 3 when Wayne Nordhagen, playing in his first game since July 14 (he'd been out with hepatitis), hit a three-run homer to break a 1-1 tie in the 9th and the Sox won by the final score of 4-2. See more on Nordhagen under "Chisox Leaders."

Lerrin LaGrow had the distinction of being the only Chicago pitcher with a win over the O's in '78 while Mike Flanagan was the only Oriole to lose.

The Sox played only one series in Baltimore all year . . . They were rained out of all three scheduled games on their first trip, May 8 and 9, and only two of the three games were made up when the club came back in September.

**Chisox Leaders:** Lamar Johnson went 0-for-5 and bounced into three double plays in a doubleheader on his 28th birthday (Sep. 2 in Baltimore), but still hit .321 (9-for-28) for the year against the O's and now has a lifetime average of .362 (25-for-69) vs. Baltimore pitching.

Nordhagen has now hit eight homers in his big league career, four of them vs. Baltimore. His first two came in the same game, in Baltimore on Aug. 25, '77, then he hit another on Apr. 30, '78 in Chicago, and a fourth on Sep. 2 . . . Though he appeared in only three games vs. the O's in '78, he led the Sox in rbi (6) while going 3-for-5 . . . (See Nordhagen in first graph above.)

Bob Molinaro batted .389 (7-for-18) and both Ralph Garr and Mike Squires hit .375 (6-for-16).

Ken Kravec was 0-3 and Pablo Torrealba was 0-2.

**O's Leaders:** Carlos Lopez was the O's leading hitter at .429 (9-for-21) and enjoyed his two best days of the year on Sep. 1 and 2 (he played one game each day) when he went 5-for-7 with three rbi and a home run. Billy Smith hit .412 (7-for-17), Rich Dauer-.391 (9-for-23) and Mark Belanger-.320 (8-for-25) . . . Dauer now has a .418 lifetime average (23-for-55) . . . Eddie Murray hit only .182 (6-for-33), but led the O's with 10 rbi in nine games.

Jim Palmer was 3-0 and now has beaten the Sox 11 times in his last 12 decisions since losing to them on June 16, '74 . . . His only loss in the interim was on June 1, '77 . . . Dennis Martinez was 2-0 . . . See bios of Sammy Stewart and Dave Ford for details of their dramatic major league debuts on Sep. 1 and 2.

**CLEVELAND (9-6)** . . . By sweeping the final three game series against Cleveland, the O's finally caught up with the Indians at 235-235 after 25 years.

The last time the two clubs were even lifetime was on May 9, '54, the O's first year in the league, when they were 2-2 . . . The Indians went on to compile a 19-3 record against Baltimore that year, were 19-3 again in '55, then slipped (but not noticeably) to 17-5 in '56. By that time they had a cumulative 55-11 record.

After winning the first six season series (thru '59), Cleveland led 90-40 and even thru '68 their lead was still impressive (170-126) . . . In the last 10 years, however, the Birds have gone 109-65 while capturing eight season series.

Gary Alexander's 26th home run with two out in the ninth inning on Sep. 26 spoiled Mike Flanagan's bid for a no-hitter though the O's won 3-1.

**Indians Leaders:** Andre Thornton who didn't hit any of his 28 homers in '77 against the O's, banged three of his 33 '78 blasts off Baltimore pitching. He was the leading Cleveland hitter with a .364 (12-for-33) average, and topped the Indians as well in homers and rbi (8).

Thornton, incidentally, is now related thru marriage to the Orioles' Pat Kelly. They married sisters during the off-season . . . See Kelly's bio for more details.

Larvell Blanks, now with Texas, continued his pesky ways against the O's. He hit .385 (5-for-13) and now has a three year (lifetime) mark of .347 (35-for-101). Ted Cox, who made his big league debut with Boston in Sep. '77 by going 4-for-4 with a walk before nearly 52,000 on "Thanks, Brooks Day," continued his hot hitting with a .310 average (9-for-29) vs. the Birds . . . He is now sporting a .415 lifetime average (17-for-41).

David Clyde beat the O's twice in May with impressive efforts, but then lost his last two starts to finish at 2-2 . . . Mike Paxton was 2-1 while both Rick Waits and Rick Wise were 0-2.

**Leading Orioles:** Billy Smith hit .529 (9-for-17), Gary Roenicke batted .455 (5-for-11) and hit a grand slam (his first) off David Clyde at Cle. on Sep. 18, and Doug DeCinces led the club in rbi (8) while hitting .356 (16-for-45).

The Birds have two players with .300+ lifetime averages against Cleveland and one on the brink: Murray-.355 (39-for-110), Ken Singleton-.320 (70-for-219) and Al Bumbry-.299 (70-for-234).

**DETROIT (7-8)** . . . The Orioles had carved out a 50-17 record against Detroit in the four years from '74 thru '77 while easily capturing the season series each season, but the rejuvenated Tigers won the '78 series, 8-7.

The O's had won 11 straight at home vs. Detroit since July 31, '76 until the Tigers snapped the string on May 24, '78. The Bengals won five of seven in September to win the season's competition, but the Birds finished 4½ games ahead of them in the standings.

**Tiger Leaders:** Only one Tiger hit over .300 vs. the O's. That was Phil Mankowski at .333 (5-for-15). Jason Thompson led in rbi (9) and homers (2). In three A.L. seasons, Thompson has hit 74 home runs, but only three against Baltimore.

In eight appearances John Hiller was 3-1 with three saves and an 0.61 era (1 er in 14.2 ip). Other records: Jack Baker (2-1), Jim Slaton (2-1) and Bob Sykes (0-2).

**O's Leaders:** Billy Smith hit .409 (9-for-22), Kiko Garcia-.393 (11-for-28) and Larry Harlow-.327 (17-for-52). Doug DeCinces was tops in rbi (13), tied Lee May with four homers and batted .302 (16-for-53).

The Tigers were the only club to hold Don Stanhouse without a win or a save. He was 0-2 in four appearances . . . Scott McGregor was 3-0 and is now 4-0 lifetime. Jim Palmer was 2-0 (era 0.50, 1 er, 18 ip) and became a 20-game winner for the eighth time in nine years when he went the route to beat the Tigers, 6-1, on Sep. 23. Mike Flanagan was 1-2 and Dennis Martinez 1-1.

**KANSAS CITY (2-8)** . . . At one time in their rivalry with the Royals, the Birds were 23-1, but things have changed a bit lately. The Royals were 8-2 in '78 to capture the season series for the second year in a row, and have now beaten the Birds 14 times in their last 17 meetings and nine in a row at K.C. since June 4, '77.

The O's lost the first game ever played between the two clubs on May 9, '69 (Dick Drago over Dick Hall), then went on to set a major league record by winning the next 23 games. During that streak, the O's won all 12 games played in '70 to become the first A.L. club ever to sweep another over an entire season. In '78 the O's became the second team in A.L. history to engineer that feat when they went 11-0 vs. Oakland.

In '78 Jim Palmer was the only Baltimore pitcher with a victory over K.C. He beat them twice: 2-1 on Apr. 21 and 3-2 on Aug. 10, both in Baltimore, yielding only one earned run in 16.2 innings (0.54) . . . Scott McGregor had a perfect game for 6.2 innings on Aug. 9, but then Hal McRae spoiled it with a double that sparked a two-run rally that was good enough for a 2-0 K.C. win for Larry Gura . . . See McGregor's biography for more details.

**O's vs. Fleet Feet:** The Birds were particularly effective against K.C.'s running game. The Royals led the league with 216 steals (in 300 attempts, .720 percentage), but succeeded on only eight of 19 attempts vs. Baltimore (.421): Brett (1-for-1), Hurdle (0-for-2), McRae (1-for-1), Otis (1-for-2), Patek (1-for-2), Poquette (1-for-1), Porter (0-for-4), Washington (1-for-1), White (0-for-2), Wilson (2-for-3). Rick Dempsey, Dave Skaggs, Tippy Martinez, and Mike Flanagan were the O's prime defenders.

**K.C. Leaders:** Darrell Porter, who hit two grand slams against the O's in '74 while with Milwaukee, was the most productive K.C. hitter in the '78 season series . . . He batted .375 (12-for-32), hit two homers and drove in eight runs in nine games.

George Brett batted .394 (10-for-34) and now has a lifetime average of .359 against Baltimore pitching. John Wathan hit .375 (6-for-16), Pete LaCock-.385 (5-for-13) and Tom Poquette-.400 (6-for-15) . . . Both Porter and Wathan hit inside-the-park homers at Royals Stadium, on Apr. 12 and July 9, respectively.

Paul Splittorff was 3-0, Larry Gura 2-0, and Dennis Leonard 2-1.

**O's Leaders:** The O's hit only .206 as a team vs. K.C. . . . Carlos Lopez batted .438 (7-for-16) . . . Aside from Palmer, the pitching picture wasn't bright. Mike Flanagan was 0-3 and Scott McGregor 0-2.

**MILWAUKEE (7-8)** . . . The first three games of the season were to become known as the "Milwaukee Massacre" . . . On April 7-8-9 at County Stadium, the O's were out-scored 40-11, yielded 38 hits in 24 innings, issued 22 walks, threw seven wild pitches and gave up six home runs while losing all three games. The Brewers hit a grand slam in each (Sixto Lezcano, Gorman Thomas and Cecil Cooper). Strangely enough after that dismal start, the O's pitching staff didn't give up a bases loaded home run over the last 158 games.

After that first series, the O's were 7-5 vs. the Brewers and out-scored them 63-48 . . . It was only the second time in the 10 year history of the Milwaukee (Seattle) franchise that the O's had lost the season series, but they still hold a 101-52 edge in the rivalry (92-49 if you exclude the Pilots in '69).

For the second year in a row the O's provided the opposition in Milwaukee's opener and for the second straight year, it was the biggest crowd of the season for the Birds (47,824 in '78 and 55,120 in '77).

The Birds were credited with a win over the Brewers on July 31 though it took them until Aug. 2 to wrap it up officially. The game was suspended at 12:34 A.M. on Aug. 1 by the Baltimore City curfew after nine innings and the score tied at 5. Cecil Cooper had driven in the tying run in the top of the ninth with his first hit since June 9 (he'd been out with a broken leg), then a 2:20 rain delay ensued, before the O's came up and went down 1-2-3 in the bottom of the ninth.

On Aug. 2 (Aug. 1 was an open date), Mike Anderson singled home the winning run in the bottom of the 10th . . . It was the first suspended game at Memorial Stadium since '74 and the 11th brought about by the local blue law in 25 years.

The O's and Brewers finished one-two in complete games with 65 and 62, respectively. Unofficially, George Bamberger and Earl Weaver finished one-two in ejections, eight and seven, respectively.

**Brewers' Leaders:** Larry Hise drove in 16 runs and hit four homers though he was held to an uncharacteristically low .276 average (16-for-58) . . . However, he still has a .358 lifetime average (87-for-243) vs. the O's and over the past three years has driven in 36 runs in 37 games against Baltimore.

Cecil Cooper hit .405 (17-for-42) with 12 rbi and three homers in 11 games, Dick Davis hit .400 (8-for-20) and Robin Yount .360 (9-for-25).

Andy Replogle who spent all of spring training with the O's before he was dealt to the Brewers the day before the season opened, recorded his first big league win Apr. 16, against the O's and wound up 2-0 on the year against Baltimore . . . Mike Caldwell was also 2-0 . . . Larry Sorensen was 2-1; Moose Haas and Jerry Augustine were both 1-2.

**O's Leaders:** The Birds' three big run producers were Lee May (12) and Ken Singleton and Eddie Murray (11 each) . . . Pat Kelly hit .500 (13-for-26) and now has a .319 career average vs. the Brews (125-for-399) . . . Gary Roenicke (6-for-12) and Terry Crowley (2-for-4) were also .500 hitters.

Doug DeCinces hit .364 (16-for-44) and is now a .330 lifetime hitter (59-for-179). Al Bumbry, who batted only .237 overall and played only 33 games all year because of a broken leg, hit .333 vs. Milwaukee (10-for-30).

Scott McGregor was 1-3, Dennis Martinez 2-2, Jim Palmer 1-1 and Mike Flanagan 1-2.

**MINNESOTA (5-5)** . . . The O's hit .295 and the Twins .285 in the season series, but Minnesota out-scored the Birds 62-55 in 10 games. The O's and Twins combined for 34 hits (Min.-18, Bal.-16) on May 7 in Baltimore, a new record for a game involving the Orioles.

Roy Smalley set a Twins record when he drew five walks in one game at Baltimore on May 7 . . . Over a two game period (May 6-7) he reached safely seven straight times with six walks in a row plus a double.

**Twins' Leaders:** Rod Carew enjoyed his best year ever vs. Baltimore . . . He batted .447 (17-for-38) and drove in nine runs, but the Twins' rbi leader was York's Butch Wynegar who drove in 10 runs in 10 games on a .364 average (12-for-33).

Carew's lifetime average vs. the O's is .318 (157-for-493) compared to his A.L. mark of .334 (2085-for-6235).

Dave Goltz was 2-1 and Geoff Zahn, despite a yield of only two earned runs in 12.2 innings (1.42) was 0-2 . . . Mike Marshall (1-1), after sitting out for more than a year, was signed by the Twins on May 15, then went out and beat the O's that night in relief.

Mac Scarce picked up his first big league win in four years when he beat Jim Palmer on May 7.

**O's Leaders:** Lee May did not have a good year against the Twins. He batted only .162 (6-for-37) with two homers and six rbi. However, in his four A.L. seasons he has excelled vs. Minnesota: .306 (49-for-160), 14 home runs and 40 rbi in 40 games . . . These were all highs vs. one opponent (though he has also driven in 40 runs vs. the Red Sox).



Ken Singleton batted .333 (10-for-30) and led the club with four homers and 12 rbi. He has a .319 lifetime average (46-for-144) and 11 homers against Minnesota. Doug DeCinces is still another with good numbers against the Twins. He batted .385 (39-for-120) with four homers and 10 rbi in 10 games and is a .325 (39-for-120) lifetime hitter . . . Eddie Murray batted .349 (15-for-43) but was held homerless and had only four rbi.

Three O's batted exactly .400 vs. Minny: Rich Dauer (10-for-25), Carlos Lopez (4-for-10) and Kiko Garcia (6-for-15).

Mike Flanagan was 2-0, Jim Palmer 1-2, Scott McGregor 1-1 and Don Stanhouse 1-1 with a save.

**NEW YORK (6-9)** . . . For only the second time in the last 15 years, the O's lost the season series to the Yankees. In that period (starting '64) Baltimore has won 12, tied one ('73) and lost one other ('75).

The O's remain the only club in the league with a lifetime winning record vs. New York (241-226) and the visiting team with the best win-loss percentage lifetime (.498, 107-108) at Yankee Stadium.

Other clubs lifetime records vs. Yankees: Bos. (.702-872), Cal. (106-155), Chi. (650-869), Cle. (709-865), Det. (753-828), K.C. (53-64), Mil. (70-86 including 5-7 by Sea. in '69), Min. (117-142), Oak. (140-253), Sea. (9-12), Tex. (100-175), and Tor. (10-20).

Other clubs lifetime records in Yankee Stadium: Bos. (.341, 190-368), Cal. (.331, 39-79), Chi. (.345, 184-349), Cle. (.363, 201-352), Det. (.412, 229-327), K.C. (.362, 17-30), Mil. (.350, 21-39, includes Sea. '69 3-3), Min. (.356, 190-344, includes Wash.), Oak. (.313, 167-367, includes Phi. & K.C.), Sea. (.100, 1-9), Tex. (.354, 45-82, includes Wash.), Tor. (.333, 5-10), Oak. only (.482, 27-29).

**"That Yankee Series":** The weekend of Friday thru Monday, Aug. 11 thru 14 produced a two-two split, but it wasn't a routine series. Two games were shortened by rain (Aug. 11, 5½ innings won by Yankees and Aug. 13, 6 innings won by O's) and the other two games were interrupted by unprecedented light failures, but were ultimately played to completion.

There is more to the Aug. 13 rain shortened game won by the O's than the final score of 3-0 will tell you. That shutout was Scott McGregor's first lifetime win against the organization that signed him. What the official result does not reflect, however, was a five run Yankee rally in the seventh that ko'd Scott in favor of Joe Kerrigan who finally put out the fire.

In the bottom half of that inning, Mark Belanger was leading off against Rich Gossage when crew chief Don Denkinger called time because of rain.

Thirty-six minutes later the game was called, and reverted to the sixth inning. Kerrigan knows he pitched in that game and Scott knows he had a rocky seventh, but you can't prove it by the record.

In the Sat., Aug. 12 game there were three different light failures in the two standards behind home plate, then one more occurred on Mon., Aug. 14 while the game was being beamed around the country on ABC-TV.

**Yankee Leaders:** The Yankees had only one regular over .300 vs. the O's. That was Lou Piniella-.325 (13-for-40) . . . Chris Chambliss was the leading rbi man with nine in 15 games. The Bombers hit only four home runs in the season series, one each by Reggie Jackson, Graig Nettles, Piniella and Jim Spencer.

See "Texas" for info on Juan Beniquez vs. O's.

It was pitching that made the Yankees tough. Ron Guidry (2-1, 2.43), Catfish Hunter (2-1, 2.95—see "Biggest Winners/Losers" on page 128), Rich Gossage (1-0, 1 save, 1.46), Jim Beattie (1-2, 2.93), Sparky Lyle (2-0, 2 saves, 2.45), Ed Figueroa (0-2, 2.01) and Dick Tidrow (1-0, 0.69). Overall the Yanks had a 2.20 era vs. the O's.

Guidry now 3-1 lifetime lost on Aug. 4 when Doug DeCinces hit a gigantic two-run homer into the Yankees bullpen (lcf) some 435 feet away in the seventh inning. That blast made a winner of Mike Flanagan, 2-1, with relief help from Don Stanhouse.

On Aug. 30 Guidry beat the O's despite another home run by DeCinces (see DeCinces bio for more details), one by Rick Dempsey and an injury incurred when Ken Singleton's bat slipped out of his hands and hit the Yankee lefthander on the left ankle, forcing his removal. History has proven that it wasn't a serious injury.

**O's Leaders:** Mark Belanger was the O's leading regular with a .355 average (11-for-31) while his assistant at shortstop, Kiko Garcia, hit .417 (5-for-12). Billy Smith batted .318 (7-for-22) and is now hitting .351 (26-for-74) lifetime against New York.

Ken Singleton-.306 (68-for-222) and Garcia-.344 (11-for-32) also have career averages over .300 against the Yankees.

Flanagan was 4-0 with a 3.09 era . . . He was the first to beat the Yankees four times in a season since Ross Grimsley did it in '76. Later, Dennis Eckersley also became a four time winner (he lost one) . . . Flanagan, now 6-2 lifetime vs. N.Y., was one of three lefties named "Mike" to beat Guidry (they're the only ones who did) . . . (See Flanagan's bio for answer.)

Jim Palmer was only 1-3 despite a 2.06 era (8 er in 35 ip). At 22-14 he and Luis Tiant (22-15) are tied for most career wins over Yankees among actives . . . McGregor was 1-2, Tippy Martinez 0-3 (see his bio for facts on his record vs. N.Y.) and Dennis Martinez was 0-1.

**OAKLAND (11-0)** . . . The O's were already the only club in the American League that had ever swept a series from an opponent (K.C. '70, 12-0), but they did it again in '78, this time at the expense of the A's. The O's also had a shot at doing the same thing against the White Sox before dropping their last game with Chicago to wind up at 8-1.

No team in the N.L. has accomplished this feat in this century although three clubs did it in the 1890s.

The Birds have now beaten Oakland 12 straight times since Rick Langford beat Mike Flanagan, 9-6, on Aug. 13, '77, and are 19-1 vs. the A's since Langford beat Rudy May on May 2, '77.

In 11 games, the O's pitching staff fashioned a 1.71 era, yielding only 19 runs (all earned) and shut out the A's four times . . . Bird starters completed eight of 11 assignments.

**O's Leaders:** Jim Palmer was 4-0, Mike Flanagan 3-0, Dennis Martinez 2-0, Scott McGregor and Don Stanhouse 1-0. There was one stretch when the O's held Oakland scoreless for 28 consecutive innings (including shutouts on June 10, 11 and 16).

Ken Singleton led the club in rbi (10), tied Murray in homers (3) and batted .350 (14-for-40) . . . Lee May batted .361 (13-for-36).

**A's Leaders:** Oakland had a .217 club average . . . Dave Revere hit .387 (12-for-31) and Mario Guerrero-.300 (12-for-40) . . . Langford, Bob Lacey, Mike Morgan and Steven Renko were all 0-2 while Pete Broberg, John Johnson and Mike Norris were 0-1.

Morgan, the first player selected in the June free agent draft, made his pro debut vs. the O's in Oakland June 11 and lost 3-0 but went the route. In his second outing ever, at Baltimore on June 17, he started and lost again, but came out after the first inning with an injured ankle.

**SEATTLE (9-1)** . . . The O's only loss to the Mariners was on Aug. 16 at the Kingdome and the winning pitcher was a former Orioles minor league infielder named Byron McLaughlin who gained his first big league victory that night.

Mike Flanagan was the loser, giving him the distinction of being the only Baltimore pitcher to lose to Seattle and Chicago in '78.

The Birds were 24-7 against the three west coast clubs (Cal. 4-6 and Oak. 11-0), and were 28-2 against Seattle, Oakland and Chicago (8-1) combined.

After two years in the A.L. the Mariners are still looking for their first win in Memorial Stadium (0-10). They are 4-6 at the Kingdome and 4-16 overall against Baltimore.

**Seattle Leaders:** Bill Stein was the most troublesome regular at .393 (11-for-28) though he had no rbi. In two years with the Mariners, Stein has compiled a .348 average (23-for-66) against the O's.

Lee Stanton, who hit .469 (15-for-32) with five homers and 15 rbi in 10 games against Baltimore in '77, went the other way in '78. He batted only .167 (6-for-36) against the Birds with one homer and two rbi . . . John Ha'e didn't play much, but he made his presence felt . . . He went 4-for-8 with two homers and six rbi.

Jim Colborn was 0-3 and is now 3-17 lifetime vs. the O's . . . Paul Mitchell and Enrique Romo were both 0-2 and Romo had no saves in six appearances.

**O's Leaders:** Rick Dempsey, who had two four-hit games at the

Kingdome (one on each trip) in '78, batted .414 overall (12-for-29) and drew nine walks for an on-base percentage of .553 (21-for-38).

Rich Dauer hit .393 (11-for-28) while Eddie Murray led the club in homers (4), rbi (12) and batted .361 (13-for-38).

Dennis Martinez was 3-0 and Mike Flanagan 3-1 . . . Jim Palmer did not pitch against the Mariners in '78 . . . He is 1-2 lifetime.

**TEXAS (7-4)** . . . "Doc" Medich picked up a win and a "save" during the O's-Rangers season series. He defeated Jim Palmer, 11-1, July 15 in Baltimore and two days later saved the life of 61-year old Germain Languth of Pasadena, Md. who suffered a heart attack while watching pre-game practice at Memorial Stadium.

Medich, assisted by Lt. Ferace and Sgt. Parker of the Baltimore City Police, a para-medic team and the stadium nurse, performed external heart massage, mouth-to-mouth resuscitation and coordinated intravenous injections before Languth was removed to Union Memorial Hospital. He was released from the hospital in good condition several weeks later.

**Rangers' Leaders:** Juan Beniquez batted .420 (21-for-50) vs. the O's, second only to Rod Carew's .447 among all O's opponents . . . He also drove in 10 runs in 11 games, and had more hits against Baltimore than any other adversary.

However, the toughest Texan of them all was probably Jim Sundberg who not only hit .316 (12-for-38) with six rbi in 10 games, but put on a clinic behind the plate. Sundberg threw out four O's trying to steal in one game, on Tue., July 18, at Baltimore and was 7-for-8 for the year. Only Pat Kelly succeeded (July 24).

Richie Zisk was held to a .120 average (3-for-25) with one homer and four rbi. He has hit 52 home runs in the last two years, but only two vs. the O's. See "Cleveland" for details on Larvell Blanks vs. O's.

Dock Ellis was 0-2, Jon Matlack 1-0, Doyle Alexander 1-1 with an 8.27 era (15 er in 16.1 ip), Reggie Cleveland 1-1 and Jim Umbarger 0-1.

**O's Leaders:** Doug DeCinces and Lee May each had three homers and eight rbi while the leading regular hitter vs. Texas was Rick Dempsey at .344 (11-for-32). On the mound Scott McGregor was 2-0, Don Stanhouse 2-1 with a save and Jim Palmer 0-2 with a 6.06 era (11 er in 16.1 ip).

**TORONTO (8-7)** . . . The most talked about incident in the O's-Blue Jays season series was the 24-10 pasting the Canadians inflicted on the Birds in Toronto June 26. It represented the most runs and most hits (24) ever allowed by the O's in one game and marked the major league pitching debuts of both Larry Harlow and Ellie Hendricks.

The Jays that night had seven doubles, two triples, two home runs (both by John Mayberry who had seven rbi in the game) and 41 total bases. Though they lost by 14 runs, the O's tied their season high (at the time) for runs in one game and Lee May had a big night with two homers and three rbi.

The O's lost all four games in that series (during their eight game losing streak) and they were touched for 42 runs and 55 hits.

It wasn't until their final two games of the year in Toronto that the O's got into the win column after losing their first six at Exhibition Stadium. In two years, the O's are 7-8 in Toronto, 11-4 against the Jays at home and 18-12 overall.

**Toronto Leaders:** Rico Carty again enjoyed a banner year against the O's. In 15 games (10 with Toronto and five with Oakland) Carty hit .317 (19-for-60), with five homers and 17 rbi. He led all opponents in rbi for the second year in a row and was runner-up to Jim Rice (6) in home runs. Rico now has 35 rbi against Baltimore pitching in 30 games over the last two seasons.

Roy Howell batted .383 (18-for-47) and Dave McKay-.358 (19-for-53).

Dave Lemanczyk didn't have a good year overall (.414), but you couldn't prove it by the O's . . . He was 2-0, having beaten Jim Palmer twice in a nine-day span from June 27 thru July 6 . . . Jim Clancy and Tom Underwood were both 2-1.

**O's Leaders:** Lee May had 13 rbi and five homers in 14 games while Doug DeCinces chipped in with 10 rbi, five home runs and a .381 average (16-for-42) in 12 games . . . Eddie Murray batted .370 (20-for-54) with two home runs and nine rbi.

Mike Flanagan was 3-2 and Palmer 1-2 . . . Dennis Martinez and Scott McGregor were both 1-1.

## ORIOLES PLAY-BY-PLAY BROADCASTS

**Announcers, WFBR Radio:** Chuck Thompson and Bill O'Donnell

**Announcers, WMAR Television:**

Chuck Thompson, Bill O'Donnell, and Brooks Robinson

### Originating Stations:

**Radio**—In September '78, WFBR Radio (1300) signed a four-year contract to carry Orioles baseball ('79 thru '82).

WFBR will broadcast all Orioles regular season games, home and away, as well as 10 spring training exhibition games from Florida (see spring training schedule for dates).

The new agreement ended a 22-year association between the ballclub and WBAL Radio which had been doing Orioles games since '57.

Full-season sponsors on WFBR baseball broadcasts will be: Joseph A. Schlitz Brewing Co.; Chevrolet Division, General Motors; Goodyear Tires; Carrollton Bank of Baltimore; Fox Chevrolet; Ridge Lumber Co.; Union Trust; United Products Distributors/Carrier Division.

**Television**—Last June WMAR (Channel 2) and the Orioles reached an agreement in principal to a four-year contract which was formalized several months later. WMAR, under terms of that agreement, will televise Orioles games for the next four years ('79 thru '82).

Channel 2 will televise one spring training exhibition (O's vs. Yankees, Apr. 2) and 51 regular season games (45 on the road and six at home) in '78.

This will be the first time that WMAR has been the exclusive local originator of Orioles game telecasts, but in '54-'55-'56, the club's first three years in Baltimore, the station did share the television schedule with WAAM (now WJZ) and WBAL. WMAR replaces WJZ which had done Orioles baseball for the past 15 years and for 19 of the last 21 seasons.

Full-season baseball sponsors on WMAR will be: Budweiser, Baltimore Area Datsun Dealers and Maryland National Bank.

## PLAY-BY-PLAY ANNOUNCERS

### CHUCK THOMPSON

Chuck Thompson was born in Palmer, Mass., grew up in Reading, Pa., and has lived in the Baltimore area for the past 30 years. This is his 20th season as a play-by-play announcer for the Orioles.

During his 37 years in the business, Chuck has done play-by-play, on radio and television, for baseball, football, basketball, golf, and ice hockey. He's been named the outstanding sportscaster in Maryland by the National Sportscasters and Sportswriters Association on numerous occasions.

Chuck began his announcing career in 1939 at WEEU in Reading. Three years later he became a staff announcer for WIBG in Philadelphia, where he covered Temple University football.

After seeing combat in three major European campaigns for the U.S. Army in World War II, he returned to Philadelphia to describe the action of the Phillies and A's, Warriors, Eagles, and Rockets (ice hockey).

He came to Baltimore in 1949 to do play-by-play for the International League Orioles, the Baltimore Bullets, U.S. Naval Academy football, and the Colts in the All-America Conference.

In 1955 Chuck joined the National Brewing Company's team of announcers and during the 24 years of that association did American League Orioles baseball for 19 years ('55-'56 and '62 thru '78), Colts football, Washington Senators baseball (1957-61), and the NBC-TV "Game-of-the-Week" (1959-60).

His versatile career contains many highlights. In December, 1958, he covered the Colts-Giants "sudden death" NFL championship game, and a month later he was on the 18th green at Pebble Beach, California, to describe the Bing Crosby Golf Tournament for ABC-TV.

Chuck was selected by NBC to do the radio broadcast of the 1960 World Series between the Yankees and the Pirates, and he was behind the mike when Bill Mazeroski hit his decisive homer at Forbes Field to win that classic for Pittsburgh.

In 1965, for CBS-TV, he worked the Colts-Packers "sudden death" playoff game for the NFL's western division championship.

And, he has covered all four of the world series in which the Orioles have participated: 1966-Dodgers, 1969-Mets, 1970-Reds, 1971-Pirates.

Chuck is a golf and fishing enthusiast. He and his wife, Rose, have three children and five grandchildren.

## BILL O'DONNELL

Bill O'Donnell, a veteran of 29 years in sports broadcasting, is in his 14th season as an Orioles' play-by-play announcer.

The New York City native joined the Birds' broadcast team in 1966 (the year of the club's first world championship) after 13 years as the voice of Syracuse University football. He also worked basketball for the Orangemen as well as Eastern League and International League baseball during that period.

Bill graduated from Fordham Prep (N.Y.) and was majoring in classical studies and languages at Fordham University when he joined the U.S. Marine Corps during World War II. His service tour included a stint as sports editor of the Navy News while on Guam.

Upon discharge, he completed his education at Mohawk College (Utica, N.Y.), then began his broadcasting career in 1950 by doing the play-by-play for the Pocatello, Idaho club in the old Pioneer League. In Pocatello he also broadcasted football, basketball, and boxing for Idaho State University.

Since then there is very little he hasn't done in baseball, basketball, and football, collegiate or professional, at the local, regional, or nationwide network levels. He was a member of NBC-TV's baseball "Game-of-the-Week" team from 1969 to 1976, covered the 1975 American League Championship Series between Boston and Oakland for NBC television, and worked the 1969 and 1971 World Series for NBC radio and television.

His extensive basketball background includes numerous ECAC telecasts (1964-73), and since 1974 he's handled NCAA contests for TVS. In addition, for the last two seasons he has done television play-by-play for the Cleveland Cavaliers of the NBA.

Bill's football experience includes three years of radio play-by-play for the Baltimore Colts (1966-68) and six years as a member of NBC-TV's NFL crew. On the collegiate level he has worked NCAA telecasts for ABC (1969), and in 1977 he described Notre Dame football for the school's television network.

An avid reader, Bill is married to the former Patricia Martin. They have five children.

## BROOKS ROBINSON

Born in Little Rock, Ark. . . . Has lived for many years in Lutherville in Baltimore County.

Will be doing color on Orioles telecasts with Chuck Thompson and Bill O'Donnell in 1979 as he did last year. This year, however, the games will be telecast on WMAR (Channel 2) and not WJZ (Channel 13).

Brooks is also active as a vice president of Personal Management Associates (PMA) and as a special assistant with the Crown Central Petroleum Company.

PMA is a Baltimore firm which provides athletes with advice and assistance in all areas of their professional, financial and personal lives . . . At PMA he works with Ron Shapiro, Rick Sachs, Mark Belanger and Colt Linebacker Stan White.

**1977 Season:** His 268th and last home run provided one of the Orioles' all-time dramatic victories . . . On April 19, at Memorial Stadium, the O's trailed the Indians, 5-2, entering the bottom of the 10th. With one out and runners on first and second, Lee May singled in a run, then Brooks came to the plate as a pinch-hitter for Larry Harlow . . . He ran the count to "3 and 2," fouled off a number of pitches, then homered into the left field stands off southpaw Dave LaRoche to produce a 6-5 win.

Made his last official appearance when announced as a pinch-hitter for Al Bumbry on Aug. 13 vs. Oakland in Baltimore, but when A's changed pitchers, Tony Muser batted for Brooks . . . His final actual appearance occurred as a pinch-hitter at California on Friday, Aug. 5, and his last base hit was a June 3 seventh-inning single off lefthander Steve Mingori at Kansas City, the night of the O's triple play . . . Handled 34 chances at third without error.

Signed for 1977 as player-coach, but became a coach exclusively on Sunday, Aug. 21, when he went on the voluntarily retired list (in Minnesota) to make room on the roster for catcher Rick Dempsey who was returning to duty after six weeks on the disabled list.

An Orioles' record regular season crowd of 51,798 attended "Thanks, Brooks" Day on Sunday, Sep. 18, against the Red Sox to pay tribute to the most important and beloved Oriole of modern times.

**1976 Season:** Started 27 of the first 28 games thru May 16, then was replaced as a starter by Doug DeCinces . . . Came back to start 14 of 18 games between June 19 and July 6, then appeared only 15 times in the starting lineup over the O's last 85 games.

**Career:** Officially spent 20 years and 72 days in the major leagues as a player.

**Games:** Played in 2,896 Orioles' games . . . Only Ty Cobb with 3,033 has played more in the history of the American League . . . Played in more games with one team than any other in American League history . . . Only two major league players have seen more service with one franchise: Hank Aaron (3,298 with Braves) and Stan Musial (3,026 with Cardinals).

**Durability:** Played in 97% of all Orioles' games from July 9, '59 (when he returned from minors for last time) thru May 16, '76, a period of more than 16½ years . . . Played at least 153 games in 14 of 15 years from '60 thru '75 . . . The only exception was 1965 when he missed 18 games as a result of a broken thumb (hit by a Hank Aguirre pitch) and a shoulder injury.

His durability was even more astounding when it is considered that he was "beamed" seven times: Earl Wilson ('55), Ned Garver ('57), John Buzhardt ('63), Phil Niekro ('67), Steve Blass ('68), Mike Nagy ('70), and Woodie Fryman ('72).

In Orioles' 24-year history, only one other third baseman has played as many as 200 games at third base (Doug DeCinces—300).

**Opening Days:** Started 20 consecutive opening day games for the Orioles from '57 thru '76 and batted .316 (25-for-79) with six home runs and 17 rbi.

**Home Runs/RBI:** Led A.L. in rbi (118) in '64 and also achieved career high of 28 homers that year . . . Hit 17 or more homers nine times, 11 or more 11 times . . . His last year in "double figures" was '71 when he hit 20 . . . Holds A.L. record for most home runs by third baseman (266—two were hit as a pinch-hitter) and most lifetime homers in Memorial Stadium (139).

Had six career grand slams, four of them in Baltimore.

**Hitting:** Had lifetime averages of .293 (267-for-911) vs. Texas Rangers (nee Washington Senators) and .287 (90-for-324) vs. K.C. Royals . . . Hit most home runs (37) and drove in most runs (167) against the Red Sox . . . Twice put together strings of eight straight hits: July 10 thru 15, '60, and Aug. 21 thru 23, '63.

Ranks 25th on the all-time major league hit list . . . Holds A.L. record for most sacrifice flies, career (114).

Holds club career records for games, at bats, runs, hits, doubles, triples, total bases, rbi, and extra base hits . . . Has one-season marks for games (163, '61 & '64), at bats (668, '61), hits (194, '64), and doubles (38, '61).

**Fielding:** Committed only 263 errors in 9,165 chances at third base for a lifetime percentage of .971 . . . Appeared in a total of 29 games at second base (24) and shortstop (5) and committed only one boot in 31 tries . . . Did not play anywhere defensively but at third base after '63.

★ ★ ★

## 1978 ORIOLES ATTENDANCE vs. EACH OPPONENT

Opponent	AT BALTIMORE			ON THE ROAD		
	Dates	Attendance	Avg./Date	Dates	Attendance	Avg./Date
Boston	8	170,310	21,289	7	196,454	28,065
California	5	90,080	18,016	5	108,226	21,645
Chicago	3	24,411	8,137	4	84,103	21,026
Cleveland	6	68,204	11,367	7	101,820	14,546
Detroit	6	45,402	7,567	7	112,191	16,027
Kansas City	5	49,395	9,879	5	138,206	27,641
Milwaukee	6	89,409	14,902	8	165,216	20,652
Minnesota	5	72,004	14,401	5	64,401	12,880
New York	8	191,970	23,997	7	168,330	24,047
Oakland	5	84,702	16,940	6	46,115	7,686
Seattle	5	55,223	11,045	5	40,985	8,197
Texas	5	62,848	12,570	5	104,361	20,872
Toronto	6	47,766	7,961	7	164,785	23,541
Totals	73	1,051,724	14,407	78	1,495,193	19,169



## BROOKS ROBINSON (Cont.)

**Major League Lifetime Records, 3B:** Highest fielding percentage, 100 or more games (.971) . . . Most seasons (23) . . . Most games (2,871) . . . Most chances accepted, excluding errors (8,902) . . . Most putouts (2,697) . . . Most assists (6,205) . . . Most double plays (618) . . . Most seasons leading league in games (8) . . . Most seasons leading league in assists (8).

**American League Lifetime Records, 3B:** Most seasons leading league in fielding (11) . . . Most seasons leading league in chances accepted, excluding errors (8-11) . . . Most home runs (266) . . . Most games seasons (163, '61 & '64).

**Triple Plays:** Has started three of the seven triple plays executed by the Orioles in their 25-year history . . . All three were of "around the horn" ground ball variety . . . Was the batter in four of the 10 triple plays hit into by the Orioles. Only one of those was "around the horn."

**Gold Gloves:** Won 16 straight "gold gloves" (Rawlings Sporting Goods/The Sporting News) from '60 thru '75 as the top defensive third baseman in the A.L. . . . The string was snapped by Detroit's Aurelio Rodriguez in '76 . . . Rodriguez, former Red Sox' third baseman Frank Malzone, and the Yankees' Graig Nettles are the only others in the A.L. to have won a "gold glove" at that position since the awards were first presented in '57.

**Believe-It-Or-Not:** Committed three errors in one inning against the A's in Baltimore on July 28, '71 (6th inning) . . . O's won game, however, when Frank Robinson hit a three-run homer in the 9th inning to erase an 0-2 deficit.

**All-Star Play:** Played in 18 consecutive all-star games from '60 thru '74 (including two per year in '60, '61, '62) . . . Had lifetime average of .289 (13-for-45).

Selected "mvp" in 1966 at St. Louis when he had three hits, including a home run, while handling eight chances in the field . . . Also homered in '67 game at Anaheim . . . Was also a serious contender for the award in '64 (at Shea Stadium) and '70 (at Cincinnati), when he went 2-for-3, hit a triple, scored a run, and drove in two others.

Hit three triples in all-star play and didn't make an error in 43 fielding chances.

Was elected to starting lineup in Gillette-sponsored fan vote four times ('71, '72, '73, '74) after selection was returned to fans in '70 . . . Led A.L. players in votes in '71 (1,110,469) . . . Started a total of 11 games . . . Had last hit in '71 game at Detroit.

**World Series/A.L. Championship Series:** Played in all 39 post-season games in which the Orioles have been involved and batted a composite .303 (44-for-145)—348 in 18 ALCS games and .263 in 21 WS games.

**WS:** Homered in first WS at bat in first inning against Dodgers (at Dodger Stadium) in '66 immediately following Frank Robinson's two-run homer (both were off Don Drysdale).

Was landslide "mvp" in '70 vs. Reds . . . Hit .429 (9-for-21), and was brilliant on defense . . . His nine hits tied record for most hits in five-game series . . . He also contributed six rbi, two doubles, and two homers . . . Erred on first fielding chance then handled 23 more flawlessly, many of them brilliantly . . . Stole at least two hits each from Johnny Bench and Lee May . . . It was during the series that Lee gave him the nickname "Hoover" (as in vacuum cleaners).

Was among leading hitters in '71 series vs. Pirates—.318 (7-for-22) with five rbi . . . Made three errors in 76 world series chances.

**CS:** Had .486 average (18-for-37) after first three championship series (O's swept them all in three straight games) . . . His lone hit in last CS in '74 was a first game homer off Oakland's "Catfish" Hunter.

**Major Awards/Honors:** **Most Valuable Player American League—1964** (finished second in "mvp" voting by BBWAA in '66 and third in both '60 and '65 . . . **Most Valuable Player, All-Star Game—1966** . . . **Most Valuable Player, World Series—1970**.

**Most Valuable Oriole—1960, 1962, 1964, and 1971** (shared with Frank Robinson).

**Commissioner's Trophy** (now known as Roberto Clemente Memorial Award)—1972 as player best exemplifying the game of baseball.

**Orioles' Hall of Fame—1977** . . . He and Frank were the first to be named to the new Orioles' Hall of Fame originated in '77 by the Oriole Advocates, Inc. to honor outstanding players, managers, and coaches from the Birds' modern era, '54 to present.

**Joe Cronin Award** (presented annually by the American League to an A.L. player for significant achievement)—1977.

**The Sporting News' American League All-Star Team—nine times—1961, '62, '64, '65, '66, '67, '68, '71, '72.**

**Hickok Belt, January, 1971** . . . "Man of the Decade" Award by Baltimore Advertising Club, January, 1972 . . . "Most Memorable Personality" in Orioles' history by vote of the fans in 1975.

**Personal:** Originally signed by the late Arthur Ehlers . . . Brooks and his wife, Connie, were married in 1960 and are the parents of four children: Brooks David (7/24/61), Chris (2/22/63), Michael (3/11/64), and Dianna (2/22/68).

**Born: May 18, '37; 6'1"; 190; Bats, R; Throws, R.**

Year	Club	Pct.	G	AB	R	H	2B	3B	HR	RBI	SB	CS	HP	BB	SO
1955	York*	.331	95	354	72	117	17	3	11	67	1	..	6	47	64
1955	Baltimore	.091	6	22	0	2	0	0	0	1	0	0	0	0	10
1956	San Antonio	.272	154	577	72	157	28	6	9	74	1	2	4	54	57
1956	Baltimore	.227	15	44	5	10	4	0	1	1	0	0	0	1	5
1957	Baltimore	.239	50	117	13	28	6	1	2	14	1	0	1	7	10
1957	San Antonio	.266	33	124	10	33	5	1	1	9	0	1	0	5	16
1958	Baltimore	.238	145	463	31	110	16	3	3	32	1	2	5	31	51
1959	Baltimore	.284	88	313	29	89	15	2	4	24	2	2	2	17	37
1959	Vancouver	.331	42	163	20	54	9	2	6	30	2	1	0	6	14
1960	Baltimore	.294	152	595	74	175	27	9	14	88	2	2	0	35	49
1961	Baltimore	.287	163	668	89	192	38	7	7	61	1	3	4	47	57
1962	Baltimore	.303	162	634	77	192	29	9	23	86	3	1	1	42	70
1963	Baltimore	.251	161	589	67	148	26	4	11	67	2	3	1	46	84
1964	Baltimore	.317	163	612	82	194	35	3	28	118	1	0	4	51	64
1965	Baltimore	.297	144	559	81	166	25	2	18	80	3	0	2	47	47
1966	Baltimore	.269	157	620	91	167	35	2	23	100	2	3	5	56	36
1967	Baltimore	.269	158	610	88	164	25	5	22	77	1	3	4	54	54
1968	Baltimore	.253	162	608	65	154	36	6	17	75	1	1	4	44	55
1969	Baltimore	.234	156	598	73	140	21	3	23	84	2	1	3	56	55
1970	Baltimore	.276	158	608	84	168	31	4	18	94	1	1	4	53	53
1971	Baltimore	.272	156	589	67	160	21	1	20	92	0	0	3	63	50
1972	Baltimore	.250	153	556	48	139	23	2	9	72	2	0	3	55	50
1973	Baltimore	.257	155	549	53	141	17	0	7	59	2	0	3	56	47
1974	Baltimore	.288	153	553	46	159	27	1	6	53	0	0	1	44	33
1975	Baltimore	.201	144	482	50	97	15	1	6	53	0	0	1	8	24
1976	Baltimore	.211	71	218	16	46	8	2	3	11	0	0	0	4	4
1977	Baltimore	.149	24	47	3	7	2	0	1	4	0	0	0	4	4

Major League Totals .267 10654 2848 68 1357 28 23 53 860 989  
2896 1232 482 268

\*Signed by Baltimore as free agent on 6/1/55.

## Championship Series Record

Year	Club	Pct.	G	AB	R	H	2B	3B	HR	RBI	SB	CS	HP	BB	SO
1969	Baltimore	.500	3	14	1	7	1	0	0	0	0	0	0	0	0
1970	Baltimore	.583	3	12	3	7	2	0	0	1	0	0	0	0	1
1971	Baltimore	.364	3	11	2	4	1	0	1	3	0	0	0	0	1
1973	Baltimore	.250	5	20	1	5	2	0	0	2	0	0	0	1	1
1974	Baltimore	.083	4	12	1	1	0	0	1	1	0	0	0	1	0

Totals .348 18 69 8 24 6 0 2 7 0 0 0 2 3

## World Series Record

Year	Club	Pct.	G	AB	R	H	2B	3B	HR	RBI	SB	CS	HP	BB	SO
1966	Baltimore	.214	4	14	2	3	0	0	1	1	0	0	0	1	0
1969	Baltimore	.053	5	19	0	1	0	0	0	2	0	0	0	0	3
1970	Baltimore	.429	5	21	5	9	2	0	2	6	0	0	0	0	2
1971	Baltimore	.318	7	22	2	7	0	0	0	5	0	0	0	3	1

Totals .263 21 76 9 20 2 0 3 14 0 0 0 4 6

## 5 AND 20

Two Orioles' uniform numbers will never be worn again except by those players who wore them last. They are, of course, numbers "5" and "20," immortalized in Baltimore by Brooks and Frank Robinson.

Frank, who was the first Oriole to be so honored when his number "20" was retired after he was traded to the Dodgers in December, 1971, has taken his uniform out of mothballs since returning to the Orioles as a coach.

## Baltimore Chapter

### BASEBALL WRITERS ASSOCIATION OF AMERICA

KEN NIGRO, Morning Sun, Chairman

\*GORDON BEARD, Associated Press  
DOUG BROWN, Evening Sun  
†JIM ELLIOT, Morning Sun  
NEAL ESKRIDGE, News-American  
ALAN GOLDSTEIN, Morning Sun  
LOU HATTER, Morning Sun  
JIM HENNEMAN, News-American  
PHIL JACKMAN, Evening Sun  
ART JANNEY, News-American  
\*Sports Editor

\*BOB MAISEL, Morning Sun  
CHUCK MCGEEHAN, News-American  
PETER PASCARELLI, News-American  
JOHN SEARS, Evening Sun  
DAN SHAUGHNESSY, Wash. Star  
SEYMOUR SMITH, Morning Sun  
\*JOHN STEADMAN, News-American  
\*BILL TANTON, Evening Sun  
TOM WHITFIELD, U.P. International

†Honorary Member

★ ★ ★

SAM LACY is sports editor of the Baltimore Afro-American.

★ ★ ★

### PRINCIPAL RADIO-TELEVISION SPORTS COMMENTATORS IN BALTIMORE

TELEVISION: WMAR (Ch. 2)—DON ELLISON (S.D.) and TED PATTERSON . . . WJZ (Ch. 13)—KLAUS WAGNER (S.D.) and RANDY BLAIR . . . WBAL (Ch. 11)—VINCE BAGLI (S.D.) and CHRIS THOMAS.

RADIO: WFBR (1300)—CHARLIE ECKMAN (S.D.) and TOM MARR . . . WBAL (1090)—JIM WEST (S.D.) . . . WCAO (600)—BOB BARTEL (S.D.) . . . WCBM (680)—TOM DAVIS and NEAL ESKRIDGE . . . WPOC-FM (93.1)—TOM CHECHE.

★ ★ ★

### PRINCIPAL WASHINGTON, D. C. BASEBALL WRITERS

WASHINGTON POST: GEORGE SOLOMON (S.E.), GEORGE MINOT (Ass't. S.E.), LEN SHAPIRO (Ass't. S.E.), MIKE HILL (Sunday S.E.), TOM BOSWELL, BETTY CUNIBERTI, KEN DENLINGER, DAVE DUPREE, BOB FACHET, DAVE KINDRED, BARRY LORGE, BYRON ROSEN, and NANCY SCANNELL.

WASHINGTON STAR: DAVE SMITH (S.E.), TOM CALLAHAN, STEVE HERSEY, DAVE KALVELAGE, JOHN SCHULTZ, DAN SHAUGHNESSY, MORRIS SIEGEL, BILL TAAFE, RUSS WHITE, and MERRELL WHITTLESEY.

ASSOCIATED PRESS: TOM SEPPY.

UNITED PRESS INTERNATIONAL: TOM WHITFIELD (S.E.) and DON CRONIN.

MONTGOMERY JOURNAL: LYN PUSEY (S.E.).

PRINCE GEORGE'S JOURNAL: JOHN PASSAN (S.E.).

VIRGINIA JOURNALS: BILL McDOWELL (S.E.).

MONTGOMERY SENTINEL and PRINCE GEORGE'S SENTINEL: STAN RAPPAPORT (S.E.).

★ ★ ★

### PRINCIPAL RADIO-TELEVISION SPORTS COMMENTATORS IN WASHINGTON, D. C.

TELEVISION: WDTV (Ch. 9)—GLEN BRENNER, SONNY JURGENSEN, and FRANK HERZOG . . . WRC (Ch. 4)—NICK CHARLES and MARTIN WYATT . . . WJLA (Ch. 7)—DAN LOVETT and MIKE PATRICK . . . WTTG (Ch. 5)—DAN PATRICK.

RADIO: WTOP (1500)—MEL PROCTOR and BERNIE SMILOVITZ . . . WMAL (630)—KEN BEATRICE and TIM BRANT . . . WOL (1450)—BOBBY BENNETT and R. G. WELLS . . . WRC (980)—JACK DONIGER, TONY ROBERTS, and JIM SIMPSON . . . WAVA (780)—NAT ALBRIGHT . . . WOOK-FM (100.3)—RICHARD ALEXANDER . . . WHUR-FM (96.3)—GREGORY MOSSO and RON SUTTON . . . Armed Forces Network—KEN ALLEN . . . Mutual Black Network—RON PINKNEY.

★ ★ ★

### ORIOLE ADVOCATES, INC.

The Oriole Advocates, Inc. is a unique non-profit corporation dedicated to promoting and stimulating interest in the game of baseball at both the amateur and professional levels. The organization, founded officially in July, 1960, comprises some 75 men and women drawn from a wide cross-section of the Baltimore-area business community.

Thru the years, the Advocates have made substantial financial contributions primarily to youth organizations, and have played a major role in the restoration of Babe Ruth's birthplace on Emory Street. Recently the Advocates provided the leadership in establishing the new Baltimore Orioles "Hall of Fame" (see page 61) . . . They have also become an essential arm of the Orioles' public relations and promotions program. On "souvenir giveaway" days at the stadium, it is the Advocates who see to it that every eligible person coming to the park receives the particular item.

Probably the biggest contribution of all, however, has been the formation and administration of the Junior Orioles program that began in '63 with 750 youngsters and reached an all-time high of 20,000 members (in '77). It is a massive undertaking, a quality "knothole" program that requires a great deal of time and effort.

## BALTIMORE BASEBALL CLUB OFFICERS

JEROLD C. HOFFBERGER has been the Orioles board chairman since October, 1965. In the 13 seasons that have ensued, the Orioles have won two world championships, four American League pennants, five eastern division titles, and have finished lower than second place only three times.

He was president of the National Brewing Company for 28 years (starting '47) until October, 1975. At that time he became board chairman, president and chief executive officer of the newly formed Carling National Breweries, Inc. (created by the joining together of the Carling Brewing Company, U.S. and the National Brewing Company). He remained with Carling-National until resigning in 1978.

In November, 1975, Mr. Hoffberger was elected president of the Council of Jewish Federations and Welfare Funds of North America, and was active capacity for three years. In 1978 he was elected chairman of the United Israel Appeal, Inc.

He is a Director and Chairman of the Executive Committee of Fairchild Industries and a director of a number of other corporations including Maryland National Bank, Dayco Corp. and Motor Freight Express. He is an officer and director of both Johns Hopkins and Sinai Hospitals and of numerous other organizations.

Mr. Hoffberger was named "Man of the Year" in 1966 by the Advertising Club of Baltimore and "Outstanding Man of Industry" in 1971 by the Baltimore Jaycees.

A Baltimore native, Mr. Hoffberger was educated at the University of Virginia and served with the U.S. Army during World War II, attaining the rank of captain. He is an ardent horseman and a long-time breeder of thoroughbred horses.

He and his wife, Alice, have four children, three boys and a girl.

ZANYVL KRIEGER, Treasurer and Chairman of the Executive Committee, was one of the principal figures in bringing the St. Louis Browns franchise to Baltimore in late 1953, and also played a primary role in re-establishing a professional football franchise in Baltimore earlier that year. He has been on the Orioles' board from the beginning and became treasurer in 1957. He has also served as a vice-president and director of the Baltimore Colts, and was board chairman of the Baltimore Clippers (American Hockey League) from their founding in 1962 until 1974.

Krieger, counsel to the law firm of Weinberg and Green, is a director of the National Conference of Christians and Jews, the John F. Kennedy Institute for Rehabilitation of Retarded Children, the National Jewish Hospital, the Greater Baltimore Committee and the Baltimore Promotion Council. He is also a trustee of Associated Jewish Charities and a member of the Baltimore City College Hall of Fame.

Krieger received an "Award of Merit" from Baltimore City in 1970 and was selected "Man of the Year" in 1968 by the National Jewish Hospital.

He is a Baltimore native and a graduate of Baltimore City College (1924), Johns Hopkins (1928) and Harvard Law School (1931) . . . He served four years in U.S. Army Air Force during World War II and was discharged with the rank of major . . . Prior to the war, he was assistant attorney general of Maryland for three years, during the tenure of Attorney General William C. Walsh . . . Krieger and his wife, Isabelle, are the parents of two daughters.

HENRY J. PETERS, a veteran of 32 years in professional baseball, officially replaced Frank Cashen as the Orioles' executive vice-president/general manager on November 3, 1975. Peters, now 54, has been president of the National Association of Professional Baseball Leagues for four years before coming to Baltimore.

Before accepting the presidency of the National Association (the governing body of minor league baseball), in December, 1971, Peters had spent five years with the Cleveland Indians as vice-president and director of player personnel.

Prior to that assignment, he had logged ten years with the Kansas City A's, and had also worked with the St. Louis Browns and Cincinnati

## BALTIMORE BASEBALL CLUB OFFICERS (Cont.)

Reds. In 1965, he had the distinction of being the last general manager ever appointed by A's owner Charlie Finley.

A St. Louis native, Peters broke into baseball in 1946, following three years with the U.S. Army in World War II during which he spent most of his duty in England, Germany, and Czechoslovakia. He started with the hometown Browns in the minor league department under Farm Director Jim McLaughlin (now the Orioles' coordinator of scouting and player development) and General Manager Bill DeWitt. When that franchise was sold and moved to Baltimore in October, 1953, Peters took a job as general manager of the independent Burlington, Iowa club in the Class B Three-I League.

After the 1954 season, he joined the new Kansas City A's organization as farm director and remained in that position through 1960. In early 1961, Peters left the A's, following a disagreement with Finley, and spent the balance of the year working, again for DeWitt, as farm director of the Cincinnati Reds (who won the N.L. pennant that season).

He returned to the A's in December, 1961, as assistant general manager and farm director and was appointed general manager in 1965. During his tenure in Kansas City such future stars as Jim "Catfish" Hunter, Bert Campaneris, Reggie Jackson, Sal Bando, Joe Rudi, Rick Monday, Gene Tenace, and Rollie Fingers were developed in the A's farm system.

Peters moved to Cleveland in 1966 and remained there until he was elected to succeed retiring National Association President Phil Piton. At that time, National Association headquarters were located in Columbus, Ohio, but in September, 1973, Peters moved the office to its present site in St. Petersburg, Fla.

Hank and his wife, Dorothy, whom he met while both were working for the Browns, have been married for 28 years. They have two children: Sharon (23) and Steve (26).

**JACK DUNN**, Vice-President for Business Affairs, supervises stadium operations and concessions. A Baltimore native, he has been directly associated with professional baseball since his early youth. He is the grandson of the late Jack Dunn who owned and managed the International League Orioles to seven straight pennants from 1919 through 1925.

Dunn was president, general manager, part-time manager and a player for the pennant winning Centreville Orioles in the Eastern Shore League in 1946 . . . He served at various times as owner, president, general manager and manager of the International League Orioles before the Browns franchise was transferred to Baltimore in October, 1953.

Since then he has been traveling secretary, assistant to the general manager, public relations director, and play-by-play announcer, and became a vice president in 1965. He is the third largest Orioles stockholder.

A graduate of Boys Latin School and Princeton University, Dunn was a fighter pilot during World War II. He and his wife, Mary Rose, have two children: Jack IV and Barbara.

**JOSEPH P. HAMPER, JR.**, Secretary and Vice-President for Financial Affairs, joined the Orioles in February, 1954, became controller in 1958, and was named a vice-president in 1966. He served as executive vice-president of the Baltimore Bays of the North American Soccer League, a wholly owned subsidiary of the Orioles, from 1967 through 1969.

A certified public accountant, Hamper has attended Johns Hopkins University. During World War II he served in the U.S. Infantry and spent three months as a prisoner of war in Germany. He is a bachelor.

**Orioles 1978 Financial Statement:** The Baltimore Baseball Club, Inc. sustained a net loss of \$284,141 during the fiscal year, ended October 31, 1978.

The BBC is a publicly held company, and, consequently, its financial statements are a matter of public record. The corporation's common stock is traded over-the-counter.

## MANAGER AND COACHES

### EARL S. WEAVER


**Born:** Aug. 14, '30; 5'8"; 165; **Batted,** R; **Threw,** R; **Position:** 2B.

**Birthplace/Residence:** Born and raised in St. Louis, Mo. . . . Now lives in Baltimore area and also owns a home in Miami, Fla.

**Contract Status:** Signed a three-year contract in late '77, effective '78 thru '80.

**Tenure:** Has been in Baltimore organization since '56 . . . Has 11 years in majors . . . Became manager on July 11, '68.

**Signed Originally with:** St. Louis Cardinals.



**Major Leagues:** Has won three A.L. pennants, five eastern division titles, and one world championship in 10½ years as the O's manager . . . Has finished first or second nine times in 11 seasons (O's were third in '72 and fourth in '78).

The O's have now won 90 or more games under his leadership nine times in 11 years.

Has managed in three all-star games ('70, '71, '72) . . . Served as the O's first base coach during the first half of the '68 season after 11 years as a manager in the Baltimore system.

During his first three full years as O's manager ('69, '70, '71), his teams tied the major league record for most consecutive years winning 100 or more games (109-108-101) and set A.L. records for most wins in two consecutive seasons (217, '69 & '70) and three consecutive seasons (318, '69, '70, '71).

**23rd Year with Baltimore:** Is beginning his 23rd season in the Orioles organization . . . He was first hired by Jim McLaughlin, then farm director, as playing manager with the Fitzgerald, Ga. club in the Georgia-Florida League in '57 . . . He had started his managing career late in '56 at Knoxville with an independent club, replacing Dick Bartell on Aug. 8.

**4th on All-Time List:** Earl ranks fourth on the all-time list of major league managers in won-lost percentage (minimum five years experience) at .5928, 999-686 behind: the late Joe McCarthy (.617, 2126-1335), Sparky Anderson (.596, 683-586) and Billy Southworth (.5934, 1064-729) . . . He jumped into first place among currently active big league managers when the Reds let Anderson go last fall.

**Seniority:** Earl holds the distinction of having managed the same club for a longer period than any other current manager . . . In total seniority, only Gene Mauch (with 18 full seasons) out-ranks him . . . Earl, with 10½ years, is ahead of Dick Williams whose cumulative total of seasons as a big league skipper adds to slightly less than 10½. (Earl has managed in 1,685 regular season games compared to Williams' 1,620.)

**21 in a Row:** He has finished over .500 for 21 straight years as a manager in pro ball (not including winter league competition) . . . Has not had a losing season since his first full year as a manager ('57 in Fitzgerald).

In 17 of his last 20 years as a manager, his clubs have finished first or second . . . Until '78, he had not finished as low as fourth in 17 years (Fox Cities, '61).

**Manager of the Year & Other Awards:** He won The Sporting News major league "manager of the year" award as well as A.P. American League "manager of the year" honors while finishing second in the U.P.I. poll to the White Sox' Bob Lemon in '77.

In TSN vote by fellow big league managers (both leagues), he received eight votes to Whitey Herzog's (K.C.) six and Lemon's four.

He gained 248 votes in the A.P. nationwide poll of writers and broadcasters to win in a landslide over Herzog (54) and Lemon (52).

Earl had won the A.P. award once previously, in '73, but until '77 Hank Bauer had been the only Orioles skipper to have won the TSN trophy . . . Bauer and Paul Richards are also previous A.P. winners.

In '77, Earl was also chosen "man of the year" by the Advertising Club of Maryland, and was honored by the Sports Boosters of Maryland as well as other organizations.



## EARL S. WEAVER (Cont.)

**Ejections:** He was tossed out of seven games in '78, boosting his career total to 65 . . . Marty Springstead, who ejected him twice in '78, is now the lifetime leader with seven . . . Ron Luciano is in second place with six (none in '78).

**Winter League:** Managed Santurce in Puerto Rican League during winters of '66-'67 and '67-'68 . . . Won post-season playoffs the first year and the pennant the second year. Also managed the Orioles' Arizona Instructional League team at Scottsdale for a number of winters.

**Playing Career:** Was a minor league second baseman for 13 years, mostly in hometown Cardinals' system and played as high as AA . . . Trained with the Cardinals in '52, but Red Schoendienst was the incumbent second baseman at the time.

Played on pennant winners during each of his first four pro seasons . . . Led his league in fielding five times . . . Was league "mvp" three times (Illinois State League-'48, Western Association-'49, and Western League-'51) . . . Was named to league all-star teams five times.

**Personal:** Graduate of Beaumont High School in St. Louis . . . Is a golfing and gardening enthusiast.

He and his wife, Marianna, live in the Perry Hall section of Baltimore County with her daughter, Kim . . . Earl has three children by a previous marriage: Michael Earl, Rhonda Lee, and Theresa Ann.

### Managerial Record

Year	Club	League	W	L	Pct.	Pos.
1956	Knoxville	South Atlantic	10	24	.294	8th
1957	Fitzgerald	Georgia-Florida	65	74	.468	4th
1958	Dublin	Georgia-Florida	72	56	.563	3rd
1959	Aberdeen	Northern	69	55	.556	2nd
1960	Fox Cities	Three-I	82	56	.594	1st
1961	Fox Cities	Three-I	67	62	.519	4th
1962	Elmira	Eastern	72	68	.514	2nd
1963	Elmira	Eastern	76	64	.543	2nd
1964	Elmira	Eastern	82	58	.586	1st
1965	Elmira	Eastern	83	55	.601	2nd
1966	Rochester	International	83	64	.565	1st
1967	Rochester	International	80	61	.567	2nd
1968	Baltimore	American	48	34	.585	2nd
1969	Baltimore	American	109	53	.673	1st
1970	Baltimore	American	108	54	.667	1st
1971	Baltimore	American	101	57	.639	1st
1972	Baltimore	American	80	74	.519	3rd
1973	Baltimore	American	97	65	.599	1st
1974	Baltimore	American	91	71	.562	1st
1975	Baltimore	American	90	69	.566	2nd
1976	Baltimore	American	88	74	.543	2nd
1977	Baltimore	American	97	64	.602	2nd-T
1978	Baltimore	American	90	71	.559	4th
Professional Totals			1844	1383	.571	—

### Playing Career Record

Year	Club	Pct.	G	AB	R	H	2B	3B	HR	RBI
1948	West Frankfort	.268	120	447	96	120	20	4	2	49
1949	St. Joseph	.282	138	500	80	141	22	4	2	101
1950	Winston-Salem	.276	127	439	57	121	20	0	3	60
1951	Houston	.233	13	43	9	10	4	0	0	2
1951	Omaha	.279	142	506	81	141	35	2	0	52
1952	Houston	.219	57	201	24	44	7	1	2	21
1952	Omaha	.278	97	353	63	98	15	0	0	34
1953	Omaha	.243	141	478	57	116	16	0	3	47
1954	Denver	.283	143	541	124	153	30	2	6	59
1955	New Orleans	.278	119	392	77	109	19	2	6	69
1956	Mont.-Knox.	.237	113	417	47	99	10	3	4	22
1956	New Orleans	.228	26	101	11	23	4	0	0	8
1957	Fitzgerald	.288	112	354	70	102	15	3	6	38
1958	Dublin	.294	37	85	27	25	6	0	4	21
1959	Aberdeen	.200	13	35	8	7	2	0	0	3
1960	Fox Cities	.233	28	30	3	7	1	0	0	4
1961	Fox Cities	(Did not play)								
1962-63-64	Elmira	(Did not play)								
1965	Elmira	.000	1	0	0	0	0	0	0	0
Professional Totals		.267	1427	4922	834	1316	226	21	38	590

## JAMES (JIM) GOTTFRIED FREY


Born: May 26, '31; 5'9"; 170; Batted, L; Threw, L; Position: OF.

**Birthplace/Residence:** Born in Cleveland, Ohio, but grew up in Cincinnati area . . . Now makes his home in Timonium, Md. (Baltimore County).

**Contract Status:** Signed thru '79.

**Tenure:** This is 16th year in Baltimore organization (starting '64), and his 30th season in organized baseball.

**Signed Originally with:** Boston Braves.



**Coach:** Has been the Orioles' hitting instructor since '70 . . . Served also as bullpen coach (and lefthanded warm-up catcher) from '70 thru '75 . . . From '76 thru the present has been first base coach.

**Scout:** Jim scouted for the Orioles in Indiana, Ohio, Michigan and Kentucky from '66 thru '69.

**Manager:** After retiring as a player in '63, Jim joined the Baltimore organization and managed the Bluefield Orioles in the Appalachian Rookie League in both '64 and '65 . . . Managed Magallanes in the Venezuelan League in winter of '73-'74 . . . Has worked as hitting instructor and training program coordinator for the Orioles' Florida Instructional League club.

**Player:** Spent 14 years as an outfielder in the minors . . . Though he never played in the big leagues, he compiled a lifetime average of .302, won two batting titles (Texas League in '57 and International League in '60) and was Texas League "mvp" in '57 when he led that circuit in seven offensive categories.

**Personal:** Graduate of Western Hills High School in Cincinnati . . . Attended Ohio State . . . He and his wife, Joan, were married Mar. 15, '52 . . . They have four children: James Michael (2/10/53), Cindy (2/7/57), Mary (3/29/62) and Jennifer (7/10/63).

Year	Club	Pct.	G	AB	R	H	2B	3B	HR	RBI
1950	Paducah	.325	106	412	73	134	21	11	1	58
1951	Evansville	.324	119	447	69	145	24	9	1	58
1952	Hartford	.263	20	80	12	21	8	0	0	7
1952	Evansville	.336	90	307	66	103	25	3	2	54
1953	Jacksonville	.317	117	429	64	136	25	4	2	37
1954	Jacksonville	.316	139	529	89	167	40	4	11	65
1955	Toledo	.282	142	486	88	137	36	0	4	54
1956	Atlanta	.253	25	87	14	22	4	0	1	11
1956	Austin-Ft. Worth	.280	126	447	63	125	20	2	6	39
1957	Tulsa	.336	155	589	102	198	50	11	8	74
1958	Omaha	.283	117	420	63	119	19	7	4	45
1959	Rochester	.296	114	338	56	100	17	2	11	42
1960	Rochester	.317	125	441	78	140	21	4	16	66
1961	Buffalo	.263	115	354	49	93	17	1	10	47
1962	Buffalo	.270	134	448	67	121	18	1	16	59
1963	Columbus-Atlanta	.259	62	108	11	28	3	0	2	12
Professional Totals		.302	1206	5922	964	1789	348	59	95	728

★ ★ ★

## ELROD (ELLIE) JEROME HENDRICKS

See page 86 in Players' Section.

## RAYMOND (RAY) ROGER MILLER


Born: Apr. 30, '45; 6'3"; 215; Batted, R; Threw, R; Position: P.

**Birthplace/Residence:** Born and grew up in Takoma Park, Md. . . . Now lives in New Athens, Ohio.

**Contract Status:** Signed thru '79.

**Tenure:** Has been in Baltimore organization since '71 . . . In his 16th season in organized baseball ('64 thru '79).

**Originally Signed with:** San Francisco.



## RAYMOND (RAY) ROGER MILLER

**Orioles Pitching Coach:** After four years as the Orioles' minor league pitching instructor, Ray was appointed major league pitching coach of the Texas Rangers at the end of the '77 season (Billy Hunter was then the Texas manager) . . . However, on Jan. 20, '78, George Bamberger, the O's pitching coach for the past 10 years, became manager of the Milwaukee Brewers and suddenly the O's were without two highly regarded pitching tutors.

The Rangers graciously gave the Orioles' General Manager Hank Peters permission to talk to Miller about re-joining the Baltimore organization and, on Jan. 23, Ray became only the third major league pitching coach the Orioles have ever had (Harry Brecheen and Bamberger were the others).

**Minor League Pitching Instructor:** He first joined the Orioles' organization as a relief pitcher at Rochester in '71 . . . Two seasons later he became a pitcher-coach under Red Wings Manager Joe Altobelli . . .

In '74, Herm Starrette, the Bird's minor league hurling instructor at the time, joined the Atlanta Braves and Ray replaced him.

During his four years in that position he played an important role in the development of all the pitchers that graduated from the O's system to the majors including: Mike Flanagan, Wayne Garland, Dennis Martinez, Scott McGregor, Mike Parrott, Randy Miller, Dyar Miller, Paul Mitchell, Dave Johnson, Dave Ford, John Flinn and Sammy Stewart.

**Playing Career:** Though he never pitched in the big leagues, Ray spent the last five years of his pitching career at the AAA level . . . In three Rochester seasons ('71-'72-'73), he was 11-8 with 18 saves in 105 relief appearances.

He pitched professionally for 10 years, starting in '64 after signing with the San Francisco Giants . . . The following winter he was drafted (first year draft no longer in effect) by Cleveland and remained in the Indians' system until he went to Rochester in '71.

Pitched a no-hitter in his first pro season, '64 in Western Carolinas League . . . Was 3-2 with 11 saves in 44 relief appearances for the '71 Rochester club that won the pennant, playoffs and the little world series against Denver of the American Association. Don Baylor, Bobby Grich and Terry Crowley were teammates on that club.

**Personal:** Nicknamed "Rabbit" . . . It started in '68 when he was referred to in a newspaper article as "Rapid Ray" after he had legged out an inside-the-park home run . . . Later, former Red Sox pitcher Billy Rohr changed it to "Rabbit" because "he can't ever sit still."

Played baseball, soccer and basketball at Suitland, Md. High School (graduated '63). Was all-Maryland in baseball senior year . . . Served in the U.S. Army (1st Armored Division).

Of German-Norwegian descent . . . He and his wife, the former Judith Ann Graham, were married in '65 . . . She was a secretary for the F.B.I. in Washington at the time of their marriage . . . The Millers have a son, Raymond "Scott" (7/6/66).

Year	Club	ERA	W	L	SVS	G	GS	CG	SHO	IP	H	R	ER	BB	SO
1964	Lexington	1.87	9	11	..	36	18	7	5	159	97	64	33	109	195
1965	Salinas	6.00	0	1	..	3	1	0	0	6	3	4	4	8	5
1965	DuBuque	3.76	7	9	..	30	15	7	1	122	97	66	51	78	147
1966	Pawtucket	9.00	0	0	..	1	0	0	0	2	3	2	2	1	2
1966	Reno	6.39	5	7	..	24	11	3	0	93	87	75	66	55	94
1967	Reno	4.95	1	3	..	34	1	0	0	60	50	40	33	41	49
1968	Reno	3.22	16	8	..	29	25	16	3	193	170	86	69	81	206
1969	Portland	3.38	5	11	5	45	7	2	0	112	107	51	42	56	73
1970	Wichita	3.67	6	6	7	56	1	0	0	98	94	49	40	46	87
1971	Wichita	2.45	0	1	0	8	0	0	0	11	12	3	3	5	10
1971	Rochester	3.16	3	2	11	44	0	0	0	57	49	26	20	28	48
1972	Rochester	3.21	7	5	7	47	0	0	0	73	66	31	26	38	61
1973	Rochester	1.38	1	1	1	14	0	0	0	26	13	8	4	15	15

Professional Totals 3.53 60 65 31 79 35 9 848 505 393 561 992 371 1003

### TWO WINS IN ONE DAY

Wes Stock is the only pitcher to have won both ends of a doubleheader in an Orioles uniform. He did it on May 26, '63 at Cleveland . . . However, Joe Kerrigan also won two games in the same day on Sep. 8, '76 while pitching for the Expos in St. Louis against the Cardinals . . . They were his first two major league victories, and his only two wins that year for Montreal.

## CALVIN EDWIN RIPKEN


Born: Dec. 17, '35; 5'11"; 170; Batted, R; Threw, R; Position: C.

**Birthplace/Residence:** Born, grew up, and still lives in Aberdeen, Md.

**Contract Status:** Signed thru '79.

**Tenure:** This is his 23rd season in professional baseball (all with Baltimore organization).

**Signed Originally with:** Baltimore.



**Coach:** In '76, he joined the Orioles' coaching staff, replacing George Staller who had retired after the '75 season . . . Cal served as the Orioles' bullpen coach until June 27, '77, when he took over at third base following Billy Hunter's appointment as manager of the Texas Rangers.

**Scout:** In '75, he turned to scouting, primarily at the professional level. In addition, he did some free agent scouting and also served as a "trouble shooter" in the farm system.

**Managing:** Cal managed in the Orioles' farm system for 14 years from '61 thru '74 . . . During that period he managed at all levels except "rookie" league.

As a player-manager he had a losing record in two seasons, then retired from active status following the '62 campaign . . . In 12 years as a non-playing skipper he finished below .500 only once.

He won the first of two pennants in '64 at Aberdeen (Northern League) by 12 games with a club that included Jim Palmer, Andy Etchebarren, Eddie Watt, and Mark Belanger . . . Was chosen "manager of the year" in that loop . . . Finished first again in '72 at Asheville in the AA Southern League.

Cal was the Rochester manager in '69 and '70 (preceding Joe Altobelli), then moved to Dallas-Ft. Worth (AA-Texas) in '71 . . . His last three seasons as a manager were at Asheville (AA-Southern) '72 thru '74.

Earlier he had managed clubs in Leesburg, Fla. (his first managerial assignment in '61); Appleton, Wis. ('62); Aberdeen, S.D. ('63, '64, '66); Kennewick-Richland-Pasco, Wash. (Tri-City) ('65); Miami, Fla. ('67); and Elmira, N.Y. ('68).

Cal has also managed the Orioles' entry in the Florida Instructional League.

**Personal:** Cal and his wife, Vi, were married Nov. 30, '57 . . . They have four children: Ellen Leigh (3/22/59), Calvin, Jr. (8/24/60), Fred (11/24/61) and Billy (12/16/64) . . . Cal, Jr. was the Orioles' fourth selection (2nd round and 48th player picked in the draft) in the June '78 free agent draft . . . He played shortstop at Bluefield . . . Cal, Sr. spent the winter managing a drugstore in Aberdeen.

Year	Club	Pct.	G	AB	R	H	2B	3B	HR	RBI
1957	Phoenix	.289	112	398	68	109	15	6	7	60
1958	Wilson	.216	118	393	40	85	20	2	4	33
1959	Pensacola	.292	61	219	36	64	14	3	2	35
1959	Amarillo	.203	30	69	6	14	2	0	0	3
1960	Appleton	.281	107	356	59	100	20	4	1	74
1961	Little Rock	.185	32	81	6	15	2	1	0	8
1961	Leesburg	.236	52	127	20	30	3	0	1	13
1961	Rochester	.083	11	24	2	2	0	0	0	2
1962	Appleton	.273	58	143	25	39	9	0	4	36
Professional Totals		.253	581	1810	262	458	85	16	19	269

**LONG HOME RUNS/MEMORIAL STADIUM:** The longest "measured" home run ever hit in Memorial Stadium was a 471' drive by Harmon Killebrew on May 24, 1964 off Milt Pappas over the hedge in left-center field . . . This exceeded by two feet the only other blast that has ever cleared the hedge . . . That was one by Boog Powell 469' to the same area off Boston's Don Schwall on June 22, 1962. Aside from these there have been three balls hit into the hedge (approximately 450'), by Mickey Mantle in 1954, by Powell in 1965 and by Frank Robinson in 1967.

Frank Robinson is the only player to have hit a ball completely out of Memorial Stadium. In the second game of a doubleheader with Cleveland on May 8, 1966, Frank hit a Luis Tiant offering over the left field stands and into the parking lot beyond, a drive that measured 451' on the fly and rolled to a stop 540' away from home plate.

## FRANK ROBINSON

**Born:** Aug. 31, '35; 6'1"; 195; **Batted,** R; **Threw,** R; **Position:** OF.

**Birthplace/Residence:** Born in Beaumont, Texas, but grew up in Oakland, Cal. . . . Now lives in Bel Air, Cal. (near Los Angeles).

**Contract Status:** Signed thru '79.

**Tenure:** Beginning his 27th year in professional baseball including 21½ years in majors as player, manager, and coach . . . Has spent seven years in Baltimore organization.

**Originally Signed with:** Cincinnati.



**Managing/Coaching:** Frank will work extensively with outfielders in '79 in an effort to improve the Orioles' defense in that area.

'78: He started the season as a coach with the Orioles, but after Ken Boyer became manager of the St. Louis Cardinals (Apr. 28), Frank ultimately replaced him (May 9) as skipper of the Rochester Red Wings . . . Al Widmar managed the club in the interim.

In the Wings first game under Frank's command, they rallied for seven runs in the ninth inning to beat Columbus 11-10 at Rochester's Silver Stadium . . . His record was 58-64 at Rochester which finished sixth with an overall log of 68-72. Doc Edwards was hired to manage the Wings in '79, freeing Frank to return to the Orioles.

During the past winter he managed at Santurce in the Puerto Rican League (see "Winter Ball" below).

**Cleveland:** Frank was acquired by the Indians (as a player) from California on waivers Sep. 12, '74 (Cleveland sent outfielder Rusty Torres and catcher Ken Suarez to California to complete the deal Dec. 4, '74) . . . Then, on Oct. 4 (three weeks after joining the Indians and the day after the season ended) he was appointed manager of the Indians replacing Ken Aspromonte.

He made a dramatic debut as playing-manager on Apr. 8, '75 before some 55,000 opening day fans at Cleveland Stadium when he hit a home run in his first at bat in the first inning (was the dh, batting second) off the Yankees' Doc Medich . . . The Indians went on to win, 5-3 . . . That effort was voted "most memorable moment" in Tribe history during baseball's observance of U.S. Bicentennial Celebration.

The Indians went into a slump shortly thereafter, and, by June 21, were in last place in the A.L. east, 15 games under .500 (24-39) . . . However, the Tribe rallied, went 55-41 the rest of the way and wound up fourth, one game under .500 at 79-80.

In '76 the Indians repeated their fourth place finish, but improved their record to 81-78.

In '77, they were 26-31 and in fifth place after two straight wins (thru June 18) when Frank was released. Jeff Torborg, who had been with Frank as a coach since the beginning, won his first seven games to extend the club's win streak to nine as the Indians jumped into third place with a 33-31 record. After that it was mostly downhill. Cleveland won 38, lost 59 (starting June 25) and finished fifth with a 71-90 record.

**Winter Ball:** Frank has spent a total of seven winters managing at Santurce in the Puerto Rican League . . . He made his debut in that capacity in '68-'69 (succeeding Earl Weaver) and over a seven year stretch managed that club all but one year thru the winter of '74-'75 (the one exception was '71-'72 when he went to Japan with the Orioles).

He also managed for a time at Culiacan in the Mexican Pacific Winter League in '77-'78.

**Major League Leader:** Played for 21 seasons in the majors and is among the top ranking players of all time in 10 categories.

His 586 home runs represent the fourth highest figure in major league history behind: Hank Aaron (755), Babe Ruth (714) and Willie Mays (660) . . . Harmon Killebrew (572) and Mickey Mantle (536) are fifth and sixth, respectively.

In addition, Frank ranks high in the following: games-2,808 (8th) . . . at bats-10,006 (11th) . . . runs-1,829 (9th) . . . hits-2,943 (16th) . . . doubles-528 (17th) . . . rbi-1,812 (11th) . . . total bases-5,373 (6th) . . . walks-1,420 (13th) and hit by pitch-198 (2nd) . . . The only player to have been hit with more baseballs is Ron Hunt (243), former National League infielder.

## FRANK ROBINSON (Cont.)

**"MVP," Both Leagues:** He is the only player ever to win the BBWAA "mvp" award in both major leagues . . . He won the N.L. award in '61 and the A.L. in '66 . . . In addition, he was "mvp" in the '66 World Series and '71 All Star Game.

**Triple Crown:** Is one of only 11 players to have won the "triple crown" (accomplished 13 times, two each by Ted Williams and Rogers Hornsby) . . . Frank did it in '66 with the O's. He, Mantle ('56) and Carl Yastrzemski ('67) are the only triple crown winners in the past 31 years (since Williams' second in '47).

**Home Runs:** He hit 343 in the N.L. and 243 in the A.L. . . . 388 were hit off righthanders and 198 off lefthanders.

**Vs. N.L. Opponents:** Astros (Colts)-11 . . . Braves-54 . . . Cardinals-46 . . . Cubs-54 . . . Dodgers-42 . . . Expos-0 . . . Giants-49 . . . Mets-12 . . . Padres-1 . . . Phillies-38 . . . Pirates-34 . . . Reds-2.

**Vs. A.L. Opponents:** Angels-14 . . . A's-20 . . . Brewers (Pilots)-14 . . . Indians-25 . . . Orioles-6 . . . Rangers (Senators)-31 . . . Red Sox-37 . . . Royals-15 . . . Tigers-28 . . . Twins-22 . . . White Sox-17 . . . Yankees-14.

**33 Parks:** Frank holds the major league record for hitting home runs in most ballparks (33), including both regular season and world series play . . . Hank Aaron is second at 32.

Among those, Crosley Field in Cincinnati (176) and Memorial Stadium in Baltimore (103) rank one-two in frequency . . . There were four stadia in which he played but did not hit a home run: Houston's Astrodome, Montreal's Expos Stadium, Sick Stadium in Seattle ('69 only) and New Busch Stadium in St. Louis.

In regular season play Frank homered in 32 parks . . . His 33rd was Pittsburgh's Three Rivers in the '71 World Series . . . Aaron homered in 31 parks in regular season but added Yankee Stadium in the '57 World Series.

**Grand Slams:** Hit a total of seven slams, five of them in the N.L. . . . His only two bases loaded homers in the A.L. were hit in successive innings on Aug. 20, '70 at R.F.K. Stadium in Washington off the Senators' Joe Coleman and Joe Grzenda . . . Frank, Jim Gentile and Jim Northrup are the only ones ever to hit slams in successive plate appearances, though a total of seven have hit two in one game.

**2 or More/Game:** Hit two or more homers in a game 54 times (ranks 5th in major league history) . . . Hit three in a game for Reds at Crosley Field vs. St. Louis on Aug. 22, '59 . . . Had 16 two-homer games for O's.

**HR Odds and Ends:** Hit his first at Wrigley Field off the Cubs' Paul Minner on Apr. 28, '56 and his last at Anaheim Stadium on July 6, '76 off the Angels' Sid Monge . . . Hit the most off N.L. righthander Larry Jackson (10) . . . Hit the first homer and scored the first run in ALCS history, in game one '69 at Baltimore off the Twins' Jim Perry.

**HRs-Orioles:** Hit his 500th major league homer in Baltimore in the second game of a two-night doubleheader against the Tigers' lefthander Fred Scherman Sep. 13, '71. At the time, he ranked 11th on the all-time list just behind Harmon Killebrew who had reached that milestone earlier that year . . . After leaving Baltimore, Frank jumped past Killebrew, Mel Ott, Ernie Banks, Eddie Mathews, Ted Williams, Jimmy Foxx and Mickey Mantle.

Frank became the first (and only) player ever to hit a ball completely out of Memorial Stadium on May 8, '66 (second game) when he blasted a Luis Tiant (Cleveland) offering over the left field stands into the parking lot beyond . . . The drive measured 451' on the fly and rolled to a stop 540' away from the plate (the longest measured hr in Memorial Stadium history was hit by Killebrew 471' on the fly to center off Milt Pappas on May 24, '65).

He set a major league record by hitting ten home runs in the month of April, '69, but that mark has since been pushed to 11 by Willie Stargell, Mike Schmidt and Graig Nettles.

Set a club record with 49 homers in '66 . . . Also set marks that year for most homers by an Oriole against one opponent (11 vs. Det.) and most home runs, Memorial Stadium (27).

**Last Game as a Player:** Frank played in his last game on Sep. 18, '76 at Cleveland vs. Baltimore. He put himself in as a pinch-hitter for Frank Duffy in the eighth inning and singled in a run off Rudy May.



## FRANK ROBINSON (Cont.)

**All Star Games:** Appeared in 11 all-star games as a player (six with Cincinnati, four with Baltimore and one with California) and served as a coach in '76 while managing for Cleveland . . . Was "mvp" in '71 game at Detroit . . . Hit a two-run homer off Dock Ellis to put A.L. ahead to stay in third inning (Reggie Jackson hit another with one on off Ellis in same inning) . . . That remains the only A.L. victory in all star competition since the second game in '62.

Hit .250 (6-for-24) in all-star play with two home runs . . . Went 3-for-3 for the N.L. in '59 (at L.A. Coliseum) and homered off Early Wynn.

**World Series:** Hit two key homers in '66 vs. Dodgers, both off Don Drysdale, to win Sport Magazine sports car . . . Hit his first in the opening inning of game one in Dodger Stadium with Russ Snyder aboard (Brooks followed immediately with another and the O's led 3-0 before the Dodgers batted) . . . O's won the game 5-2 . . . In game four his fourth inning solo provided the only run as the O's completed their sweep behind Dave McNally, 1-0.

In '71, game six vs. Pittsburgh in Baltimore, Frank's base running in the 10th inning allowed the O's to tie the series at three games apiece . . . He drew a one out walk, and, despite ailing legs and sore achilles tendon, went from first to third on Merv Rettenmund's single up the middle, just evading Richie Hebner's tag with a head first slide . . . Then, he scored on Brooks' short sac fly to Vic Davalillo in center.

**Cincinnati:** Spent 10 full years with the Reds after three seasons in their farm system. Was N.L. "rookie of the year" in '56 . . . Tied league record for homers by a rookie (38, set by Wally Berger of the Braves) and set a rookie mark by being hit by pitched balls 20 times.

Won gold glove in '58 . . . Led the N.L. three straight years in slugging percentage ('60-'61-'62) . . . Set personal career highs in '62 in average (.342), hits (208), doubles (51) and rbi (136) . . . Set N.L. record by leading in hit by pitcher for six straight years ('60 thru '65).

**Baltimore:** O's won four A.L. pennants and two world championships during his six years in Baltimore.

Won triple crown, and "mvp" awards in A.L. and world series in '66 . . . In addition, to leading the league in average (.316), home runs (49) and rbi (122), he also paced the loop in total bases (367), runs (122) and slugging percentage (.637).

Was batting .337 in late June, '67 when he sustained injury in a second base collision with the White Sox' Al Weis . . . Missed a month and suffered from double vision for a year and a half afterward . . . Though he wound up with a .311 average that year, he slipped to .268 (with 15 homers and 52 rbi) in '68 while still recovering from that injury, compounded by an attack of the mumps and a muscle tear in his right shoulder.

He returned to form the following spring and helped lead the O's to three straight pennants in '69, '70 and '71.

Following his trade to the Dodgers in Dec. '71, Frank's uniform #20 was retired. He was the first Orioles' player to be so honored . . . In '77 he and Brooks became the first players to be inducted into the new Orioles Hall of Fame, originated by the Oriole Advocates in cooperation with the ballclub. Dave McNally has since joined them.

**Dodgers-Angels:** After one year ('72) with the Dodgers, Frank was traded to the Angels with infielders Billy Grabarkewitz and Bobby Valentine, and pitchers Bill Singer and Mike Strahler in deal for infielder Ken McMullen and pitcher Andy Messersmith (Dec. 2, '71).

**Personal:** One of 11 children . . . Graduated from McClymonds High School (Oakland) . . . Was basketball teammate of Bill Russell and played baseball there with Vada Pinson, Willie Tasby and Charlie Beamon . . . Hobbies: movies and music . . . Attended Xavier University in Cincinnati.

Frank and his wife, the former Barbara Ann Cole, were married Oct. 28, '61 . . . They have two children: Frank Kevin (9/8/62) and Nichelle (8/24/65) . . . Barbara is a real estate agent in the Bel Air area.

### TOP 10 MAJOR LEAGUE CAREER HOME RUN LEADERS

1. Henry L. Aaron (RHB)	755	6. Mickey C. Mantle (SWB)	536
2. George H. Ruth (LHB)	714	7. James E. Foxx (RHB)	534
3. Willie H. Mays (RHB)	660	8. Theodore S. Williams (LHB)	521
4. Frank Robinson (RHB)	584	9. Edwin L. Mathews (LHB)	512
5. Harmon K. Killebrew (RHB)	572	10. Ernest Banks (RHB)	512

Year	Club	Pct.	G	AB	R	H	2B	3B	HR	RBI	SB	CS	HP	BB	SO
1953	Ogden	.348	72	270	70	94	20	6	17	83	3	10	53	69	
1954	Tulsa	.267	8	30	4	8	0	0	0	1	..	..	..	..	
1954	Columbia	.336	132	491	112	165	32	9	25	110	6	..	5	88	65
1955	Columbia	.263	80	243	50	64	15	7	12	52	3	..	6	41	44
1956	Cincinnati	.290	152	572	122	166	27	6	38	83	8	4	20	64	95
1957	Cincinnati	.322	150	611	97	197	29	5	29	75	10	2	12	44	92
1958	Cincinnati	.269	148	554	90	149	25	6	31	83	10	1	7	62	80
1959	Cincinnati	.311	146	540	106	168	31	4	36	125	18	8	8	69	93
1960	Cincinnati	.297	139	464	86	138	33	6	31	83	13	6	9	82	67
1961	Cincinnati	.323	153	545	117	176	32	7	37	124	22	3	10	71	64
1962	Cincinnati	.342	162	609	134	208	51	2	39	136	18	9	11	76	62
1963	Cincinnati	.259	140	482	79	125	19	3	21	91	26	10	14	81	69
1964	Cincinnati	.306	156	568	103	174	38	6	29	96	23	5	9	79	67
1965	Cincinnati*	.296	156	582	109	172	33	5	33	113	13	9	18	70	100
1966	Baltimore	.316	155	576	122	182	34	2	49	122	8	5	10	87	90
1967	Baltimore	.311	129	479	83	149	23	7	30	94	2	3	7	71	84
1968	Baltimore	.268	130	421	69	113	27	1	15	52	11	2	12	73	84
1969	Baltimore	.308	148	539	111	166	19	5	32	100	9	3	13	88	62
1970	Baltimore	.306	132	471	88	144	24	1	25	78	3	1	7	69	70
1971	Baltimore**	.281	133	455	82	128	16	2	28	99	3	0	9	72	62
1972	Los Angeles	.251	103	342	41	86	6	1	19	59	2	3	2	55	76
1973	California	.266	147	534	85	142	29	0	30	97	1	1	10	82	93
1974	Cal.-Cle.	.245	144	477	81	117	27	3	22	68	5	2	10	85	95
1975	Cleveland	.237	49	118	19	28	5	0	9	24	0	0	0	29	15
1976	Cleveland	.224	36	67	5	15	0	0	3	10	0	0	0	11	12

Amer. League Totals	.286	4137	745	204	21	744	40	19	78	667	667				
	1203		1184		243										

Nat. League Totals	.300	5869	1759	51	1068	58	753	865							
	1605	1084	324	343	163	126									

Major League Totals	.294	10006	2943	72	1812	77	1420								
	2808	1829	528	586	203	198	1532								

\*Acquired from Cincinnati on 12/9/65 in deal for pitchers Milt Pappas and Jack Baldschun and outfielder Dick Simpson.

\*\*Assigned to Los Angeles Dodgers on 12/2/71 with pitcher Pete Richert in deal for pitchers Doyle Alexander and Bob O'Brien, outfielder Dick Simpson and catcher Sergio Robles.

### Championship Series Record

Year	Club	Pct.	G	AB	R	H	2B	3B	HR	RBI	SB	CS	HP	BB	SO
1969	Baltimore	.333	3	12	1	4	2	0	1	2	0	0	0	3	3
1970	Baltimore	.200	3	10	3	2	0	0	1	2	0	0	0	5	2
1971	Baltimore	.083	3	12	2	1	1	0	0	1	0	0	0	1	4
Totals		.206	9	34	6	7	3	0	2	5	0	0	0	9	9

### World Series Record

Year	Club	Pct.	G	AB	R	H	2B	3B	HR	RBI	SB	CS	HP	BB	SO
1961	Cincinnati	.200	5	15	3	3	2	0	1	4	0	0	1	5	3
1966	Baltimore	.286	4	14	4	4	0	1	2	3	0	0	0	2	3
1969	Baltimore	.188	5	16	2	3	0	0	1	1	0	0	0	4	3
1970	Baltimore	.273	5	22	5	6	0	0	2	4	0	0	0	0	5
1971	Baltimore	.280	7	25	5	7	0	0	2	2	0	0	1	1	8
Totals		.250	26	92	19	23	2	1	8	14	0	0	2	12	22

## ORIOLES "HALL OF FAME"

Brooks Robinson, Frank Robinson and Dave McNally were three of the principal reasons the Orioles won four American League pennants in the six year period from '66 thru '71.

They were also the first three elected to the Orioles "Hall of Fame" created in '77 by the Oriole Advocates in cooperation with the ballclub to honor the outstanding players, managers and coaches who have represented the Orioles in the modern major league era from '54 to the present.

Brooks and Frank were charter inductees in '77, by vote of Oriole Advocate members and representatives of the Baltimore area sports media. McNally was the only addition in '78.

To become a member, a candidate needs 80% of the votes cast. To qualify for nomination, he must have spent at least three full seasons with the Orioles, and be presently retired from active status.

Consideration is given to ability, sportsmanship, character and contribution to the ballclub and baseball in general, both on and off the field.

Inductions are made annually at appropriate ceremonies prior to a home game and each member is presented with a full size replica of his Orioles clubhouse locker . . . Duplicates of these lockers are on display in the Memorial Stadium "Hit 'n Run" Club.

Instrumental in making the "Hall of Fame" a reality were Allen Barrett and Jack Buckley, both past presidents of the Oriole Advocates and currently co-chairmen of the Advocates "Hall of Fame" Committee.

# CAREER RECORDS

## JOSE BASTIAN


Born: Dec. 2, '56; 6'0"; 158; Bats, R; Throws, R; Position: P.

**Birthplace/Residence:** Born, raised and still lives in Santurce, Puerto Rico.

**Contract Status:**

**Pronounced:** BAS-tea-un.

**Signed Originally with:** Atlanta.



Year	Club	ERA	W	L	SVS	G	GS	CG	SHO	IP	H	R	ER	BB	SO
1973	W. Palm Beach	4.85	2	1	1	7	1	0	0	13	12	9	7	6	8
1973	Jamestown	4.38	2	4	3	15	4	0	0	39	37	25	19	22	36
1974	Kinston	7.04	0	7	0	10	9	1	0	46	54	43	36	34	47
1974	W. Palm Beach	4.00	2	1	0	6	5	1	0	36	32	19	16	18	26
1975	W. Palm Beach	3.59	8	11	0	23	22	8	0	143	136	70	57	72	112
1975	W. Palm Beach	3.30	2	4	0	9	9	2	0	60	55	33	22	19	27
1977	Charlotte*	3.00	2	6	3	38	0	0	0	93	87	39	31	44	69
1978	Charlotte	2.71	8	4	0	20	15	4	0	126	108	47	38	46	90
1978	Rochester	3.86	0	1	0	5	5	0	0	21	17	14	9	14	11
Professional Totals		3.67	26	39	7	133	70	16	0	577	538	299	235	275	426

\*Signed as a free agent (with previous professional experience) by Baltimore organized on 2/28/77.

**Pitches:** Sinking fastball, slider, change, and curve . . . Good fielder . . . Can start or relieve.

**1978:** After relieving exclusively in '77, his first year in O's organization, Jose became a starter early in '78 at Charlotte. With 8-4 record and 2.71 era, he earned the distinction of being only Charlotte player chosen to the Southern League all-star team that played the Atlanta Braves in Savannah on July 13. Three days later (July 16) he was promoted to Rochester.

After appearing in five games (all starts) for Red Wings over a three-week period, he went on the disabled list with a sore shoulder Aug. 8, and did not pitch again for the rest of the season.

He recovered completely after several months rest and pitched effectively at Santurce in the Puerto Rican Winter League (starting Nov.).

**Career:** Signed his first pro contract at age 16 ('73) with the Montreal Expos (signed by Mel Didier) . . . Released by Montreal at the end of '76 season . . . Had played all or part of his first four pro seasons at West Palm Beach in Florida State League . . . Was primarily a starter in the Expos' system . . . Clyde Klutznick signed him for Orioles after watching him pitch in Puerto Rico during the winter of '76-'77 . . . Jose had been recommended to him by Caguas G.M. Jose Garcia . . . Yankee righthander Ed Figueroa, a Puerto Rican native also, had worked extensively with him.

**Amateur Background:** Played baseball and basketball at Power High School (graduated '72) . . . Played Little League baseball.

**Personal:** Jose and his wife, Carol Ann (from West Palm Beach), were married on Sep. 3, '75 . . . They have a son, Jason (9/7/76).

## MARK HENRY BELANGER

Born: June 8, '44; 6'2"; 170; Bats, R; Throws, R; Position: SS.

**Birthplace/Residence:** Born and raised in Pittsfield, Mass. Spent last winter in Baltimore area.

**Contract Status:** Signed thru '81 . . . Signed three year contract after '76 season, then agreed to a two year extension in Aug. '78.

**Tenure:** 12 years, 58 days.

**Signed Originally with:** Baltimore.



Year	Club	Pct.	G	AB	R	H	2B	3B	HR	RBI	SB	CS	HP	BB	SO
1962	Bluefield*	.298	47	151	44	45	7	1	3	23	15	..	2	55	32
1962	Elmira	.045	8	22	0	1	0	0	0	0	1	..	0	3	12
In military service															
1963															
1964	Aberdeen	.226	117	465	79	105	21	6	4	28	16	7	4	91	86
1965	Elmira	.229	125	481	84	110	16	5	2	33	29	3	5	86	93
1965	Baltimore	.333	11	3	1	1	0	0	0	0	0	1	0	0	0
1966	Rochester	.262	139	504	80	132	12	6	6	38	19	5	4	62	76
1966	Baltimore	.158	8	19	2	3	1	0	0	0	0	0	0	0	3
1967	Baltimore	.174	69	184	19	32	5	0	1	10	6	1	0	12	46
1968	Baltimore	.208	145	472	40	98	13	0	2	21	10	1	4	40	114
1969	Baltimore	.287	150	530	76	152	17	4	2	50	14	6	2	53	54
1970	Baltimore	.218	145	459	53	100	6	5	1	36	13	2	5	52	65
1971	Baltimore	.266	150	500	67	133	19	4	0	35	10	8	7	73	48
1972	Baltimore	.186	113	285	36	53	9	1	2	16	6	3	2	18	53
1973	Baltimore	.226	154	470	60	106	15	1	0	27	13	6	5	49	54
1974	Baltimore	.225	155	493	54	111	14	4	5	36	17	7	2	51	69
1975	Baltimore	.226	152	442	44	100	11	1	3	27	16	4	1	36	53
1976	Baltimore	.270	153	522	66	141	22	2	1	40	27	17	2	51	64
1977	Baltimore	.206	144	402	39	83	13	4	2	30	15	8	3	43	68
1978	Baltimore	.213	134	348	39	74	13	0	0	16	6	6	6	40	55

Major League Totals	.231	5129	1187	26	19	153	70	39	518	746
	1683	596	158	344						

\*Signed by Baltimore affiliate as free agent on 6/19/62.

## Championship Series Record

Year	Club	Pct.	G	AB	R	H	2B	3B	HR	RBI	SB	CS	HP	BB	SO
1969	Baltimore	.267	3	15	4	4	0	1	1	1	0	0	0	0	0
1970	Baltimore	.333	3	12	5	4	1	0	0	1	0	0	0	1	0
1971	Baltimore	.250	3	8	1	2	0	0	0	1	0	0	0	1	1
1973	Baltimore	.125	5	16	0	2	0	0	0	1	0	0	0	1	3
1974	Baltimore	.000	4	9	0	0	0	0	0	0	0	0	0	1	3

Totals	.200	18	60	10	12	1	1	1	1	4	0	0	0	6	6
--------	------	----	----	----	----	---	---	---	---	---	---	---	---	---	---

## World Series Record

Year	Club	Pct.	G	AB	R	H	2B	3B	HR	RBI	SB	CS	HP	BB	SO
1969	Baltimore	.200	5	15	2	3	0	0	0	1	0	0	0	2	1
1970	Baltimore	.105	5	19	0	2	0	0	0	1	0	0	0	1	2
1971	Baltimore	.238	7	21	4	5	0	1	0	0	1	0	0	5	2

Totals	.182	17	55	6	10	0	1	0	2	1	0	0	0	8	5
--------	------	----	----	---	----	---	---	---	---	---	---	---	---	---	---

**1978:** Mark enjoyed another banner year afield, but struggled for the second straight year at the plate (since batting .270 in 1976).

**Fielding Pct.:** He fielded .985 (184 putouts, 409 assists, 9 errors, 602 total chances), as he had in '77, and led the league for the second season in a row and third time in five years.

Mark boosted his lifetime fielding percentage at shortstop to .977 (.9766), up a point from last year, to improve on his A.L. record for highest fielding percentage, lifetime (1,000 or more games). He has now accumulated 7,951 chances at short in the A.L. (2,656 putouts, 5,109 assists, 186 errors).

Larry Bowa of the Phillies holds the major league record of .981 (122 errors in 6,305 chances).

**Gold Gloves:** He won his eighth "gold glove" (presented by TSN and Rawlings, after vote of fellow A.L. players) and his sixth in a row . . . He's been selected in '69, '71, '73, '74, '75, '76, '77, '78.

**Errorless Games:** Mark committed errors in each of the first two games of the season, then made only two more in his next 62. He had no boots in a stretch of 37 straight games between errors on May 15 and June 24 . . . Made only one miscue from May 15 until Aug. 6, a period of 67 games (one error in 316 chances).

The O's regular infield of Murray (0), Dauter (2, including one at 3rd base), Belanger (4), and DeCinces (2) committed only eight errors combined after the all-star break (76 games).

**Best Play?** Mark made perhaps the best play of his career on Aug. 14 in Baltimore against the Yankees when he ranged deep into the hole and on the grass for Lou Piniella's grounder, then threw him out at first.

**Batting:** Despite his troubles at the plate, Mark batted .355 (11-for-31) against the Yankees . . . He now has a lifetime average of .714 (10-for-14) against hard-throwing reliever Jim Kern.

Did not hit a home run all year . . . It was the third time in 12 full seasons that he had failed to hit one out . . . Mark has played in 156 games since his last homer, at Detroit off Steve Grilli on Sep. 5, '77 . . . (See "Home Runs" under "Career" below.)

Batted .281 (16-for-57) in April and .282 (11-for-39) in September . . . In between, he hit only .187 (47-for-252) . . . After the early going, his highest average was .233 on June 11.

## MARK HENRY BELANGER (Cont.)

**Career:** Replaced Luis Aparicio as Orioles' regular shortstop at start of '68 season . . . Ranks third behind Paul Blair (167) and Aparicio (166) on O's all-time stolen base list with 153 . . . Is fourth behind Brooks, Boog Powell, and Blair in games (1,683), at bats (5,129), runs (596), and hits (1,187).

Set club record for sacrifice hits (23), in '75, breaking his own mark of 20, set in '74.

Originally signed by Frank McGowan . . . Selected to all-star team in Northern League ('64), Eastern League ('65), and International League ('66).

**Home Runs:** Has hit eight in Baltimore and 11 on the road . . . Hit his first off Mel Stottlemyre in Yankee Stadium on May 14, '67 . . . Has four vs. N.Y.; three vs. Det.; two each vs. Bos., Cal., Oak., and Tex.; and one each vs. Cle. and Mil. . . . Also hit one against Twins in '69 ALCS . . . (See home run note under "1978-Batting" above.)

**All-Star Game '76:** Was selected to the A.L. squad for the first (and only) time in '76 by Manager Darrell Johnson . . . That year he finished second in balloting to Toby Harrah with a total of 1,233,755 votes (Harrah had 1,481,346) . . . Played middle three innings in Philadelphia and popped out in his only plate appearance.

**ALCS/WS:** Has played in every game of five ALCS in which O's have been involved and in every game of the three world series in which the club has played since he joined the O's full time . . . Homered against Minnesota in the first ALCS game ever played, in '69, off Jim Perry.

**Odds and Ends:** Made the last two putouts in the Orioles' game-ending triple play at K.C. on June 3, '77 . . . In a '77 poll of A.L. managers conducted by Toronto Star baseball writer Neil MacCarl, Mark was chosen "best defensive infielder" and tied Doc Medich as "smartest player" in A.L.

**Personal:** Works for Personal Management Associates (PMA), a Baltimore company which provides athletes with advice and assistance in all areas of their professional, financial, and personal lives. At PMA he works with Ron Shapiro, Rick Sachs, Brooks Robinson, and Colt line-backer Stan White.

Last winter was the first he had ever spent in Baltimore area . . . Previously, Mark had always returned to Pittsfield, his hometown, where he worked in the sporting goods business . . . Is purchasing a home in Timonium, Baltimore County.

Is the Orioles' player representative . . . Has served as honorary chairman of the Kidney Foundation fund-raising program . . . Was offered a basketball scholarship to Notre Dame senior year in high school.

Mark and his wife, Dee, were married Nov. 25, '67, and are the parents of two sons: Richard (9/8/68); and Robert (9/14/69).

## MICHAEL (MIKE) JAMES BODDICKER


**Born:** Aug. 23, '57; 5'11"; 178; Bats, R; Throws, R; Position: P.

**Birthplace/Residence:** Born in Cedar Rapids, Iowa . . . Grew up and still lives in Norway, Iowa.

**Contract Status:**

**Roster:** Rochester.

**Signed Originally with:** Baltimore.



Year	Club	ERA	W	L	SVS	G	GS	CG	SHO	IP	H	R	ER	BB	SO
1978	Bluefield*	0.47	2	1	2	8	1	0	0	19	9	2	1	10	28
1978	Charlotte	1.94	4	3	0	10	8	5	2	65	42	15	14	17	48
1978	Rochester	1.80	1	0	0	1	1	0	0	5	4	1	1	2	3

**Professional Totals** 1.62 8 4 2 19 10 5 2 89 55 18 16 29 79

\*Orioles' 9th selection (6th round) in June '78 free agent draft.

**Pitches:** Fastball, slider, forkball, and change.

**Baltimore System '78:** Mike made rapid progress in the O's farm system after Joe Bowman signed him on June 12 to a Bluefield (rookie league) contract . . . He was promoted to AA Charlotte (Southern League) on July 15 and then to AAA Rochester (International League) on Sep. 1.

Made his AAA debut against the I.L. pennant-winning Charleston Charlies on Sep. 3 and picked up a 4-3 win with a five-inning effort and relief help from Rick Mayo.

Overall he pitched 34 more innings than he allowed hits and had an excellent walks (29) to strikeouts (79) ratio . . . It took him only 15 weeks to move from college ball to AAA (May 21 to Sep. 1) . . . Pitched briefly in the Florida Instructional League.

**University of Iowa:** Mike played three years at Iowa (Iowa City) . . . He was a third team all-Big Ten selection as a freshman third baseman and earned that distinction again, but this time as a pitcher, in his junior year ('78).

In his three years at Iowa he batted .319 in 104 games and on the mound compiled a 19-6 record with a 2.71 era. In 166 collegiate innings he fanned 189, and, in '77, led the country in strikeouts per nine innings pitched (11.5).

Mike set an Iowa record by once striking out 14 in a seven-inning game . . . He was a designated hitter when not pitching in '78, after having played third base when not on the mound in his first two years . . . Made his last start in college on May 21, '78, and beat the University of Michigan, 1-0.

**High School/Other:** Was drafted by Montreal in June '75 free agent draft . . . Graduated from Norway Community High School in '75 . . . Was a two-time all-state selection in baseball and was all-conference in basketball.

Played semi-pro ball in Fairbanks, Alaska, in summer of '77, and his team finished second in National Baseball Congress (NBC) tournament in Wichita.

Played Little League and American Legion baseball . . . His team went to the American Legion world series three times ('74, '75, and '76).

**Personal:** Of German descent . . . Hobbies—fishing, hunting, and trapping . . . Single.

## ALONZA (AL) BENJAMIN BUMBRY


**Born:** Apr. 21, '47; 5'8"; 175; Bats, L; Throws, R; Position: OF.

**Birthplace/Residence:** Born and raised in Fredericksburg, Va. . . . Now makes his home in Cockeysville (Baltimore County).

**Contract Status:** Signed three year contract extending thru '81 on Jan. 30, '79.

**Tenure:** Six years, 31 days.

**Originally Signed with:** Baltimore.



Year	Club	Pct.	G	AB	R	H	2B	3B	HR	RBI	SB	CS	HP	BB	SO
1969	Stockton*	.178	35	73	19	13	4	0	0	3	10	3	1	30	38
1970	Stockton														
1971	Aberdeen	.336	66	247	68	83	14	6	6	53	34	5	8	50	52
1972	Asheville	.347	26	121	26	42	4	4	4	10	12	2	1	10	19
1972	Rochester	.345	108	435	83	150	29	15	6	47	22	3	5	34	77
1972	Baltimore	.364	9	11	5	4	0	1	0	0	1	1	0	0	0
1973	Baltimore	.337	110	356	73	120	15	11	7	34	23	10	3	34	49
1974	Baltimore	.233	94	270	35	63	10	3	1	19	12	4	1	21	46
1975	Baltimore	.269	114	349	47	94	19	4	2	32	16	3	4	32	81
1976	Baltimore	.251	133	450	71	113	15	7	9	36	42	10	1	43	76
1977	Baltimore	.317	133	518	74	164	31	3	4	41	18	8	2	45	89
1978	Baltimore	.237	33	114	21	27	5	2	2	6	5	3	2	17	15

**Major League Totals** .283 626 2068 326 585 95 31 25 168 117 39 13 192 356

\*Signed with Baltimore affiliate on 6/18/68 . . . selected in 1968 summer free agent draft (Baltimore's 11th selection).

Year	Club	Pct.	G	AB	R	H	2B	3B	HR	RBI	SB	CS	HP	BB	SO
1973	Baltimore	.000	2	7	1	0	0	0	0	0	1	0	0	2	2
1974	Baltimore	.000	2	1	0	0	0	0	0	0	0	0	0	0	1
<b>Totals</b>		.000	4	8	1	0	0	0	0	0	1	0	0	2	3

(Continued on page 68)



# 1979 BALTIMORE ORIOLES ROSTER

No.	MANAGER	B	T	Hgt.	Wgt.	Born	Birthplace	Residence	
4	Weaver, Earl.....	R	R	5'8"	165	8/14/30	St. Louis, MO	Baltimore, MD	
COACHES (5)**									
20	Robinson, Frank.....	R	R	6'1"	195	8/31/35	Beaumont, TX	Bel Air, CA	
31	Miller, Ray.....	R	R	6'3"	215	4/30/45	Takoma Park, MD	New Athens, OH	
41	Frey, Jim.....	L	L	5'9"	170	5/26/31	Cleveland, OH	Timonium, MD	
47	Ripken, Cal.....	L	R	5'11"	170	12/17/35	Aberdeen, MD	Aberdeen, MD	
PITCHERS (14)									
Length of Maj. Lge. Service* (Yrs.-Days)									
50	Bastian, Jose.....	R	R	6'0"	158	12/ 2/56	Santurce, P.R.	Santurce, P.R.	
46	Flanagan, Mike.....	L	L	6'0"	195	12/16/51	Manchester, NH	Cockeysville, MD	
37	Flinn, John.....	R	R	6'1"	180	9/ 2/54	Merced, CA	Sepulveda, CA	
59	Ford, Dave.....	R	R	6'4"	195	12/29/56	Cleveland, OH	Cleveland, OH	
32	Kerrigan, Joe.....	R	R	6'5"	216	1/30/54	Philadelphia, PA	Philadelphia, PA	
30	Martinez, Dennis.....	R	R	6'1"	178	5/14/55	Granada, Nicaragua	Randallstown, MD	
23	Martinez, Tippy.....	L	L	5'10"	175	5/31/50	Lafunda, CO	Aurora, CO	
16	McGregor, Scott.....	L	R	6'1"	190	1/18/54	Inglewood, CA	Cockeysville, MD	
22	Palmer, Jeff.....	R	R	6'3"	194	10/15/45	New York, NY	Timonium, MD	
43	Rineer, Jeff.....	L	R	6'4"	210	7/ 3/55	Lancaster, PA	Pequea, PA	
26	Stanhouse, Don.....	R	R	6'2"	198	2/12/51	DuQuoin, IL	Towson, MD	
53	Stewart, Sammy.....	R	R	6'3"	208	10/28/54	Asheville, NC	Swannanoa, NC	
49	Stoddard, Tim.....	R	R	6'7"	235	1/24/53	East Chicago, IN	Griffith, IN	
21	Stone, Steve.....	R	R	5'10"	175	7/14/47	Cleveland, OH	Chicago, IL	
CATCHERS (4)									
24	Dempsey, Rick.....	R	R	6'0"	184	9/13/49	Fayetteville, TN	Woodland Hills, CA	
44	Hendricks, Elrod.....	L	R	6'1"	185	12/22/40	St. Thomas, V.I.	Randallstown, MD	
17	Kennedy, Kevin.....	R	R	6'2"	185	9/26/54	Los Angeles, CA	Tarazona, CA	
8	Skaggs, Dave.....	R	R	6'1"	205	6/12/51	Santa Monica, CA	Cockeysville, MD	
INFELDERS (11)									
7	Belanger, Mark.....	R	R	6'2"	170	6/ 8/44	Pittsfield, MA	Cockeysville, MD	
45	Chism, Tom.....	L	L	6'1½"	190	5/ 9/55	Chester, PA	Chester, PA	
10	Crowley, Terry.....	L	L	6'0"	182	2/16/47	Staten Island, NY	Cockeysville, MD	
25	Dauer, Rich.....	R	R	6'0"	177	7/27/52	San Bernardino, CA	Cockeysville, MD	
11	DeCinces, Doug.....	R	R	6'2"	194	8/29/50	Burbank, CA	Valencia, CA	
21	Garcia, Kiko.....	R	R	5'11"	178	10/14/53	Martinez, CA	Rosville, MD	
12	Krenchicki, Wayne.....	L	R	6'1"	175	9/17/54	Trenton, NJ	Trenton, NJ	
13	May, Lee.....	R	R	6'3"	225	3/23/43	Birmingham, AL	Cincinnati, OH	
34	Murray, Eddie.....	L	R	6'2"	197	2/24/56	Los Angeles, CA	Cincinnati, OH	
2	Smith, Billy.....	L	R	6'2½"	182	7/14/53	Hodge, LA	Cockeysville, MD	
56	Smith, Jim.....	R	R	6'3"	180	9/ 8/54	Santa Monica, CA	Los Angeles, CA	
OUTFIELDERS (9)									
1	Bumby, Al.....	L	R	5'8"	175	4/21/47	Fredericksburg, VA	Cockeysville, MD	
15	Corey, Mark.....	R	R	6'2"	200	11/ 3/55	Tucuman, NM	Evergreen, CO	
6	Harlow, Larry.....	L	L	6'2"	176	11/13/51	Colorado Springs, CO	Aztec, NM	
18	Kelly, Pat.....	L	L	6'1"	194	7/30/44	Philadelphia, PA	Towson, MD	
9	Lopez, Carlos.....	R	R	6'1"	190	9/27/50	Mazatlan, Sin., Mex.	Mazatlan, Sin., Mex.	
38	Lowenstein, John.....	L	R	6'1"	175	1/27/47	Wolf Point, MT	Las Vegas, NV	
27	Mora, Andres.....	R	R	6'0"	195	5/25/55	Saltito, Coah., Mex.	Los Mochis, Sin., Mex.	
35	Roenicke, Gary.....	R	R	6'3"	203	12/ 5/54	Covina, CA	West Covina, CA	
29	Singleton, Ken.....	L	R	6'4"	211	6/10/47	New York, NY	Westlake Village, CA	
NON-ROSTER PLAYERS AT SPRING TRAINING (5)									
52	Boddicker, Mike (p).....	R	R	5'11"	178	8/23/57	Cedar Rapids, IA	Norway, IA	
64	Carey, Brooks (p).....	L	L	6'1½"	185	3/18/56	Key West, FL	Key West, FL	
70	Hook, Ed (p).....	L	R	6'2"	185	1/17/60	Santa Monica, CA	San Diego, CA	
68	Snell, Nat (p).....	R	R	6'4"	190	9/ 2/55	Orangeburg, SC	Vance, SC	
62	Huppert, Dave (c).....	R	R	6'1"	200	4/ 1/57	South Gate, CA	Buena Park, CA	
ADDITIONAL SPRING TRAINING COACHES (5)									
57	Edwards, Doc.....	51	Nichols, Lance	54	Rowe, Ralph	65	Widmar, Al	63	Williams, Jimmy
Trainer—Ralph Salvon									
Team Physician—Dr. Leonard Wallenstein									
Equipment Managers—Jimmy Tyler (Home) and Clay Reid (Visiting)									
Groundskeeper—Pat Santarone									

1978 Club	ERA	W-L	G	IP	H	BB	SO
Charlotte	2.71	8-4	20	126	108	46	90
Rochester	3.86	0-1	5	21	17	14	11
Baltimore	4.03	19-15	40	281	271	87	167
Rochester	5.17	1-0	24	38	42	14	5
Baltimore	7.87	1-1	8	8	10	6	7
Rochester	3.80	11-6	25	156	173	30	74
Baltimore	0.00	1-0	2	15	10	5	4
Baltimore	4.77	3-1	26	72	75	36	41
Baltimore	3.52	16-11	40	276	257	93	142
Baltimore	4.83	3-3	42	69	77	40	58
Baltimore	3.32	15-13	35	233	217	47	94
Baltimore	2.46	21-12	38	296	246	97	138
Baltimore	4.75	9-5	49	125	144	45	64
Rochester	2.89	6-9	56	75	60	52	42
Baltimore	3.79	13-10	27	173	168	93	111
Rochester	3.18	1-1	2	11	10	3	11
Rochester	2.62	7-3	45	76	80	32	70
Baltimore	6.00	0-1	8	18	22	8	14
Baltimore	4.37	12-12	30	212	196	84	118
Chicago	Avg.	G	AB	H	HR	RBI	SB
Baltimore	.259	136	441	114	6	32	7
Baltimore	.333	13	18	6	1	1	0
Rochester	.254	123	410	104	4	58	3
Baltimore	.151	36	86	13	0	2	0
Baltimore	.213	134	348	74	0	16	6
Rochester	.317	111	366	116	10	62	1
Baltimore	.253	95	24	0	12	0	0
Baltimore	.264	133	459	121	6	46	0
Baltimore	.286	142	511	146	28	80	7
Baltimore	.263	79	186	49	0	13	7
Rochester	.296	140	520	154	12	71	17
Baltimore	.246	148	556	137	25	80	5
Baltimore	.285	161	610	174	27	95	6
Baltimore	.260	85	250	65	5	26	1
Rochester	.221	102	290	64	5	26	1
Baltimore	.237	33	114	27	2	6	5
Rochester	.324	74	250	81	5	40	3
Baltimore	.243	147	460	112	8	26	14
Baltimore	.274	100	274	75	11	40	10
Baltimore	.238	129	193	46	4	20	5
Texas	.222	77	176	39	5	21	16
Rochester	.227	23	88	20	4	20	1
Baltimore	.214	75	329	49	8	14	0
Rochester	.307	98	329	101	13	64	3
Baltimore	.259	27	58	15	3	15	0
Baltimore	.293	149	502	147	20	81	0
1978 Club	ERA	W-L	G	IP	H	BB	SO
Bluefield	0.47	2-1	8	10	28	10	28
Charlotte	1.94	4-3	10	65	42	17	48
Rochester	1.80	3-0	1	5	4	2	3
Bluefield	3.35	3-8	15	94	98	32	58
Bluefield	4.44	4-3	11	71	78	31	31
Charlotte	3.64	7-13	28	193	193	44	97
Avg.	Avg.	G	AB	H	HR	RBI	SB
Bluefield	.228	47	184	42	2	15	2
Miami	.238	24	63	15	0	4	0
Charlotte							

\* 172 days constitute a season

† Player-Coach

## ALONZA (AL) BENJAMIN BUMBRY (Cont.)

**Re-entry:** Al was the only Oriole eligible for the re-entry draft last November, and was selected by seven clubs in addition to the Orioles . . . They were, in order (round number in parens.): Texas (4th), San Francisco (5th), California (7th), New York Mets (9th), Milwaukee (9th), New York Yankees (10th), and Oakland (11th).

He was the 8th Oriole in the three-year history of the re-entry system to have secured his free-agency and to have gone thru the draft, but was the first to re-sign with the Birds. The ones that got away: '76-Reggie Jackson, Wayne Garland, Bobby Grich, and Royle Stillman; and '77-Ross Grimsley, Dick Drago, and Elliott Maddox.

Al was the sixth (from among the 28 players selected by two or more clubs in the '78 re-entry draft) to sign with his original club (as of Feb. 1). The others: Larry Gura (K.C.), Darrell Evans (S.F.), Tom Paciorek (Sea.), Mike Marshall (Min.), and Rico Carty (Tor.).

He becomes the third player the Orioles have acquired thru the re-entry process . . . They signed Billy Smith in '77 and Steve Stone in Nov. '78.

**1978:** Al broke his left fibula and dislocated his left ankle in a game at Texas on May 12 and did not play again until Sep. 4, nearly four months later.

At the time of the mishap he was batting only .239 (26-for-109) in 28 games, but had hit safely in 12 of his last 13 games . . . He was re-activated Sep. 1 and made five pinch-hitting appearances thereafter (starting Sep. 4) . . . His only hit was a single off Ed Farmer (Milwaukee) on Sep. 13.

The injury occurred in the seventh inning as he slid back into second base . . . He had doubled with one out and was leading off second when Mark Belanger bunted to the pitcher, forcing Al to return to the bag.

He played winter ball at LaGuaira in the Venezuelan League to get back into shape.

**Pro Career:** Had the equivalent of only two full minor league seasons, interrupted by military duty, before joining the Orioles for good in late '72 . . . Signed by Dick Bowie.

**1977:** Hit over .300 for the first time since his rookie season despite slow start (batting .196, 10-for-51, on Apr. 27) and a leg injury that slowed him down in late June and took him out of the regular lineup for a month from July 11 to Aug. 12 (was on disabled list from July 28 to Aug. 12) . . . Went over .300 for good on Sep. 5.

Led O's in doubles with 31 and was Birds' top hitter at Memorial Stadium (.307, 87-for-283) . . . Batted a highly respectable .272 vs. left-handed pitching (37-for-276) . . . Had never accumulated more than 30 at bats in a single season vs. lefthanders previously.

**Rookie of Year:** Was chosen "rookie of the year" in '73 by both BBWAA and TSN after batting .327 (but lacked sufficient plate appearances to qualify for bat title) . . . Teammate Richie Coggins was second in TSN poll . . . Al and Coggins started against righthanders while Don Baylor and Merv Rettenmund generally got the call against lefthanders.

Al is one of four O's to have won "rookie" awards: Ron Hansen ('60), Curt Blefary ('65), and Eddie Murray ('77) are the others.

**Home Runs:** Has hit 25 in six seasons . . . Though he is batting only .200 (12-for-60) lifetime against "Catfish" Hunter, he has hit five home runs off the Yankee righthander . . . Has hit two inside-the-park homers: off Steve Kline (N.Y.) in Bal. Apr. 19, '74, and off Jesse Jefferson (Chi.) at Comiskey Park on Aug. 21, '76.

**Stolen Bases:** Ranks fourth in club history with 117 steals behind Paul Blair (167), Luis Aparicio (166), and Mark Belanger (153) . . . Has a .750 success percentage (117-for-156) . . . Stole 42 bases in 52 tries in '76, the second highest total in club history behind Aparicio's 57 in '64.

**Fielding:** Was a leftfielder when he first came to the big leagues . . . Started his first game in center on July 4, '76, and made 53 starts at that position the rest of the year . . . In '77 he shared center with Larry Harlow and Elliott Maddox and in '78 with Harlow.

**Odds and Ends:** Set club record and tied A.L. mark with three triples against Brewers on Sep. 22, '73 in game that clinched the eastern division title for the O's . . . Had three doubles in a game twice in '75 (vs. K.C. on May 23 and vs. Det. on July 2) . . . Beat out three bunts for base hits vs. Cal. on July 10, '75.

68

**Minors:** Led International League in batting (.345) and triples (15) in '72 when he was named Topps/National Association "player of the year" in that league . . . He started that season at Asheville and ended it in Baltimore . . . Hit .300 for three different clubs that season.

After returning from two years on active duty in the U.S. Army (see "Personal" below), he finished second in the Northern League batting race to fellow Orioles' farmhand Bob Bailor . . . Larry Harlow, who also played for the Baltimore farm club at Aberdeen, S.D. that year, was fifth.

**Amateur Background:** Went to Virginia State College in Petersburg (graduated '68) on a basketball scholarship, after averaging 32 points a game as a high school senior (Ralph Bunche High in King George, Va.).

Played four years of basketball at Virginia State, but didn't play baseball until his senior year . . . Won the Central Intercollegiate Athletic Association bat title with a .378 average that season, and was all-CIAA in both basketball and baseball.

Started playing baseball at Virginia State at the urging of Dick Bowie.

**Personal:** Was called to active duty as second lieutenant (R.O.T.C.) in June '69, just two months after starting his pro career . . . Served 11 months in Vietnam as a platoon leader, earned a Bronze Star, and was discharged as a first lieutenant in May '71.

Spends most winters representing the Orioles as an after-dinner speaker and playing on the Birds' basketball team . . . Single.

## BROOKS MICHAEL CAREY


**Born:** Mar. 18, '56; 6'1 1/2"; 185; Bats, L; Throws, R; Postion: P.

**Birthplace/Residence:** Born, raised, and still lives in Key West, Fla.

**Contract Status:** Signed for '79.

**Roster:** Miami.

**Signed Originally with:** Baltimore.



Year	Club	ERA	W	L	SVS	G	GS	CG	SHO	IP	H	R	ER	BB	SO
1978	Bluefield*	3.35	3	8	0	15	14	5	0	94	98	55	35	32	58

\*Orioles' 13th selection (10th round) in regular phase of June '78 draft . . . Signed on June 15, '78.

**Pitches:** Fastball, curve, slider, and change.

**1978:** Signed by Jack Sanford . . . Was second in Appalachian League in innings (94) and led the loop in hits (98) and home runs allowed (11) . . . He was tied for most losses (8).

Improved rapidly during his first pro season and pitched well for the O's Florida Instructional League club in the fall against more experienced competition (was 2-0 in 11 games with a 1.38 era and 31 strikeouts in 39 innings).

**Amateur Background:** Earned four varsity baseball letters at Florida State University (Tallahassee), the last three as a pitcher . . . Had a career record of 23-10 there with a 3.65 era, 214 innings, 203 hits, and 188 strikeouts . . . He completed 14 of 25 starts.

In '78 he was team captain and had a 13-3 record with a 3.02 era . . . In an exhibition vs. the Yankees last spring he gave up only one hit in two innings (to Reggie Jackson) . . . In '77 he registered a 3-2 win over the perennially powerful U.S.C. Trojans . . . He was a part-time utility player in his freshman year . . . Was an F.S.U. teammate of Larry Jones, who pitched for the Miami Orioles in '77 and '78, for three seasons.

Won 34 games in four years at Key West High School, and was captain of the team senior year . . . Played in Cape Cod League during summers while still in college (under Ed Lyons, head baseball coach at Upsala College) . . . Played in Little League and Babe Ruth baseball programs.

**Personal:** Hails from Boog Powell's hometown . . . Hobbies-fishing and water skiing . . . His father, Ben, is the proprietor of a Citgo station . . . Single.

69

## THOMAS RAYMOND (SPIDER) CHISM


Born: May 9, '55; 6'1 1/2"; 190; Bats, L; Throws, L; Position: 1B.

**Birthplace/Residence:** Born, grew up and still lives in Chester, Pa.

**Contract Status:** Signed thru '79.

**Tenure:** None.

**Signed Originally with:** Baltimore.



Year	Club	Pct.	G	AB	R	H	2B	3B	HR	RBI	SB	CS	HP	BB	SO
1975	Miami*	.314	117	395	54	124	16	0	9	64	2	3	6	48	45
1976	Miami	.287	123	401	51	115	20	2	4	62	2	3	2	69	34
1977	Charlotte	.298	135	494	68	147	22	1	17	72	2	2	4	61	62
1978	Rochester	.317	111	366	59	116	17	3	10	62	1	2	4	61	35

Professional Totals .303 486 1656 232 502 75 6 40 260 7 10 16 239 176

\*Orioles' fourth selection in secondary phase of June, 1974, free agent draft . . . Signed on 9/10/74 . . .

**1978:** Led Rochester qualifiers in batting (.317) and was third in the International League behind Mike Easler (.330) and Steve Nicosia (.322), both of Columbus . . . Had an on-base percentage of .420 (431 appearances, 116 hits, 4 hp, 61 bb).

Was leading the I.L. with .341 average (110-for-323) after a 4-for-4 day on Aug. 14 . . . From that point to the end of the season he went into a slump compounded by a jammed left thumb (Aug. 18) which forced him to miss eight of the Wings' last 19 games . . . After Aug. 14, Tom hit only .140 (6-for-43).

He had a 16-game hitting streak that ended Aug. 2 . . . Was batting .355 thru Aug. 1 . . . Reached base safely nine straight times with six hits and three walks on Aug. 13-14-15 . . . Had 19 rbi and batted .438 (35-for-80) in a 26-game stretch thru July 26 . . . Went 18-for-33 (.545) in an 11-game period thru July 12.

Was voted Topps' "player of the month" for August in the International League . . . Had won that award in May of '77 in the Southern League.

Started the season being platooned, but became an everyday starter in May . . . Played first base in 79 games and was used as a dh in 29 games.

After the regular season, he played briefly in the Florida Instructional League, then went on to play at Caguas in the Puerto Rican League.

**Pro Career:** Was drafted by Milwaukee on second round of June, '73 free agent draft (regular phase), but did not sign . . . Was named to league all-star teams in each of first three pro seasons . . . Signed for O's by Jocko Collins.

**Batting Average:** In four years he has finished 1-7-3-3 in his league in hitting . . . Captured the Florida State League title in '75, his rookie season . . . Was third in the Southern League in '77, the year teammate Mark Corey won the championship.

**Good Contact:** Has struck out only 176 times in 1,936 pro plate appearances, an average of less than one strikeout per every 11 at bats . . . Has an excellent walks to strikeouts ratio.

**1977:** Hit a two-run homer for Southern League all-stars in exhibition against Atlanta Braves (all-stars won 6-4) . . . Joined teammates Corey and Wayne Krenchicki on S.L. all-star team that year . . . Tied for the S.L. home run lead (17) after hitting only 13 homers in his first two pro seasons at Miami.

**Odds and Ends:** Pitched a game in relief for Charlotte against Knoxville on Aug. 23, '77, working 2.2 innings in a losing cause . . . Was first of three straight Orioles to win Florida State League bat title (Bobby Glenn Smith-'76 and Marshall Edwards-'77).

**Amateur Background:** Came into his own in baseball while playing for John Hickman, manager of the Parkway team in the Delaware Semi-Pro Baseball League . . . He played the outfield and batted .450

70

and .447 in '72 and '73, winning the batting title both years . . . Tom gives Hickman major credit for helping him become a professional ballplayer.

Hit .410 over a two-season span at Brandywine Jr. College (Wilmington) and also played basketball (guard) there . . . Played some baseball (sophomore year only) and football (flanker) at Chester High School (graduated '72).

Participated in Little League and Babe Ruth programs, but played relatively little baseball between the ages of 12 and 17 . . . His Babe Ruth team twice won the Pennsylvania State championship, and the '72 club finished fourth in the national tournament.

**Personal:** Has a twin brother, Tim, and an older brother, Ted . . . Needs just six credits to get degree at Brandywine Jr. College . . . Hobbies: hunting and fishing . . . Single.

## MARK MUNDELL COREY


Born: Nov. 3, '55; 6'2"; 200; Bats, R; Throws, R; Position: OF.

**Birthplace/Residence:** Born in Tucumcari, N. Mex. . . . Grew up in Aurora, Colo. (near Denver) . . . Moved to Evergreen, Colo. in '76.

**Contract Status:**

**Tenure:** None.

**Signed Originally with:** Baltimore.



Year	Club	Pct.	G	AB	R	H	2B	3B	HR	RBI	SB	CS	HP	BB	SO
1976	Bluefield*	.400	70	285	62	114	10	8	17	59	14	8	0	25	57
1977	Charlotte	.310	133	490	76	152	26	5	15	76	10	4	10	50	82
1978	Rochester	.324	74	250	47	81	15	3	5	40	3	0	2	32	39

Professional Totals .339 277 1025 185 347 51 16 37 175 27 12 12 107 178

\*Orioles' second selection in regular phase of January, 1976, free agent draft . . . Signed on 6/2/76.

**1978:** A spring knee operation limited Mark's playing time . . . He appeared in 74 games at Rochester and batted over .300 (.324) for the third time in three pro seasons.

**Operation:** On Mar. 20, he underwent surgery at Children's Hospital in Baltimore for the removal of torn cartilage in the right knee . . . He had originally injured the knee sliding into second, while with Charlotte, in Aug. '77 . . . Worked out at Biscayne College on Miami Dolphins' facilities for six weeks after operation before reporting to Wings.

**Rochester:** He played his first game for the Wings on June 2 and went 3-for-4 after missing the first seven weeks of the season . . . In his first 29 games, thru July 12, he drove in 19 runs and batted .394 (41-for-104) . . . Understandably, after-effects of the operation slowed him down over the last part of the season. Was also hampered by a jammed wrist, then missed three days after being beamed on Aug. 27.

**Winter Ball:** Played very briefly in the Florida Instructional League, then went on to Caguas in the Puerto Rican League where he played for Jim Davenport.

**Pro Career:** Led his league in batting, hits, and total bases in both his first two pro seasons . . . Signed by Ray Poitevint.

**1977:** Led the Southern League in batting (.310), hits (152), and total bases (233) . . . Was tied for third in rbi (76), and finished in a second place tie with Savannah's (Braves) catcher Bruce Benedict in "mvp" vote behind Montgomery (Tigers) shortstop Alan Trammell . . . Was voted by league writers and broadcasters to S.L. all-star team (along with teammates Wayne Krenchicki and Tom Chism) that defeated Atlanta in mid-season exhibition.

**1976:** Was Appalachian League's "player of the year" . . . Hit an even .400 to become the fourth player in league history (originated in '37) to reach that level. Tony Oliva had been the most recent to do it, in '61.

71



## MARK MUNDELL COREY (Cont.)

Set league records for most hits (114) and most total bases (191) . . . Also led league in four other offensive categories: runs (62), triples (8), home runs (17), and rbi (59) . . . Was named Topps' "player of the month" in the Appalachian League for both July and August.

**Amateur Background:** Attended Central Arizona J.C. (Coolidge, Ariz., south of Phoenix) . . . Hit .409 in '75 and .430 in '76 . . . The school won national junior college championship in '76, and Mark was named to all-America team.

Attended Aurora Central High School (suburban Denver), graduating in '74. Batted .480 as a junior and .449 as a senior . . . Played American Legion and Little League baseball.

First recommended to the Orioles by Central Arizona J.C. baseball coach Ken Richardson.

**Personal:** His father is a United Air Lines pilot . . . Hobbies: fishing and skiing . . . Single.

## TERRENCE (TERRY) MICHAEL CROWLEY

Born: Feb. 16, '47; 6'0"; 182; Bats, L; Throws, L; Pos.: 1B-OF-DH.

**Birthplace/Residence:** Born and raised in Staten Island, N.Y., but has lived in Baltimore since '70.

**Contract Status:** Signed a three year contract thru '81 in Aug. '78.

**Tenure:** Seven years, 90 days.

**Signed Originally with:** Baltimore.



Year	Club	Pct.	G	AB	R	H	2B	3B	HR	RBI	SB	CS	HP	BB	SO
1966	Miami*	.255	19	51	5	13	1	0	0	3	0	0	0	5	3
1967	Miami	.262	135	497	50	130	24	10	3	49	21	4	5	61	51
1968	Elmira	.271	55	181	19	49	8	1	0	22	7	2	1	26	25
1968	Rochester	.262	75	271	37	71	13	3	8	34	1	1	0	35	54
1969	Rochester	.282	132	475	78	134	24	2	28	83	11	4	1	69	61
1969	Rochester	.333	7	18	2	6	0	0	0	3	0	0	0	1	4
1970	Baltimore	.257	83	152	25	39	5	0	5	20	2	0	0	35	26
1971	Rochester	.282	78	259	56	73	9	4	19	63	2	0	1	52	40
1971	Baltimore	.174	18	23	2	4	0	0	0	1	0	0	0	3	4
1972	Baltimore	.231	97	247	30	57	10	0	11	29	0	0	1	32	26
1973	Baltimore†	.206	54	131	16	27	4	0	3	15	0	0	1	16	14
1974	Cincinnati	.240	84	125	11	30	12	0	1	20	1	0	1	10	16
1975	Cincinnati‡	.268	66	71	8	19	6	0	1	11	0	0	0	7	6
1976	Atlanta	.000	7	6	0	0	0	0	0	1	0	0	0	0	0
1976	Rochester	.261	20	69	4	18	7	0	2	7	1	1	0	9	10
1976	Baltimore	.246	33	61	5	15	1	0	0	5	0	0	1	7	11
1977	Rochester	.308	108	403	69	124	24	2	30	80	0	0	2	42	29
1977	Baltimore	.364	18	22	3	8	1	0	1	9	0	0	0	1	3
1978	Baltimore	.253	62	95	9	24	2	0	0	12	0	0	1	8	12

Amer. League Totals	.240	372	749	92	180	23	0	20	94	2	0	4	103	100
Nat. League Totals	.243	157	202	19	49	18	0	2	32	1	0	1	17	22

Major League Totals	.241	529	951	111	229	41	0	22	126	3	0	5	120	122
---------------------	------	-----	-----	-----	-----	----	---	----	-----	---	---	---	-----	-----

\*Selected on 11th round by Baltimore in June, 1966, free agent draft, regular phase, and signed 8/10/66.

†Contract sold to Texas Rangers on 12/6/73 . . . Rangers in turn sold contract to Cincinnati Reds on 3/19/74.

‡Traded by Reds to Atlanta Braves for pitcher Mike Thompson on 4/6/76 . . . Released by Braves on 5/6/76 . . . Signed by Rochester as free agent on 5/25/76 . . . Contract purchased from Rochester by Baltimore on 6/27/76.

### Championship Series Record

Year	Club	Pct.	G	AB	R	H	2B	3B	HR	RBI	SB	CS	HP	BB	SO
1970	Baltimore	.000	2	2	0	0	0	0	0	0	0	0	0	0	0
1975	Cincinnati	.000	1	1	0	0	0	0	0	0	0	0	0	0	0
Totals		.000	3	3	0	0	0	0	0	0	0	0	0	0	0

### World Series Record

Year	Club	Pct.	G	AB	R	H	2B	3B	HR	RBI	SB	CS	HP	BB	SO
1970	Baltimore	.000	1	1	0	0	0	0	0	0	0	0	0	0	0
1975	Cincinnati	.500	2	2	0	1	0	0	0	0	0	0	0	0	1
Totals		.333	3	3	0	1	0	0	0	0	0	0	0	0	1

**Pinch-Hitting in Majors:** Since returning from Rochester on Aug. 12, '77, he has batted .377 (20-for-53) as a pinch-hitter . . . Terry now has a .308 lifetime average in that capacity as an Oriole (44-for-143), and lifetime with Baltimore, Cincinnati, and Texas, he is batting .271 (68-for-251) as a pinch-hitter.

**1978:** "Crow" batted .342 (13-for-38) as a pinch-hitter with eight rbi. He appeared in 17 games as a designated hitter (batted .174, 10-for-57) . . . Defensively he appeared only three times (twice in left and once at first), and on those occasions came into the game first as a pinch-hitter.

Had all 12 of his rbi at home . . . Despite his outstanding performance as a pinch-hitter, he failed to hit a single home run . . . In '77 he hit 31 (30 for Rochester).

**Career:** Has spent 11 of his 13 pro seasons in the Baltimore organization.

**Roch.-Balto.-'77:** Led the I.L. in home runs with 30, despite the fact that he was called up to Baltimore on Aug. 12 . . . Finished second in I.L. "mvp" balloting to Pawtucket's Ted Cox and was voted to post-season I.L. all-star team.

Was 7-for-15 (.467) as a pinch-hitter with one walk and nine rbi for the O's that year . . . One of his pinch-hits was his second career grand slam in the majors, a shot off Cleveland's Larry Andersen, Sep. 9, at Memorial Stadium . . . His first bases-loaded homer in the majors was hit off the Royals' Roger Nelson at K.C. Municipal Stadium on July 23, '72.

**Orioles '69-'73:** Called up to the majors for the first time Sep. 2, '69. Became O's number one pinch-hitter in '70, batting .291 (9-for-31) with five walks. He was only rookie to start season with O's.

Remained with the O's thru '70, but after a poor spring training performance in '71, was sent back to Rochester . . . Recalled May 26 as replacement for Tom Shopay who was injured, returned to Rochester July 6, but came back to Baltimore in mid-September.

Enjoyed his most productive year in '72, appearing in 97 games (a big league high) and hitting 11 homers . . . In '73, the first year of the dh rule, he sometimes platooned with Tommy Davis in that spot . . . That year, also, he played some first base plus right and left fields . . . Hit a home run in his final at bat as an Oriole, Sep. 29, '73, off Cleveland's Tom Timmerman.

**Cincinnati ('74-'75):** Reds purchased his contract from the Rangers in Mar. '74, three months after the O's had sold his pact to the Texas club . . . Terry was Reds' principal pinch-hitter for two years . . . Hit .208 (11-for-53) in '74 and .265 (13-for-49) in '75 as pinch-hitter . . . Played defensively in 29 games in '74 and eight games in '75.

**LCs:** Was eligible for both '70 and '73 ALCS as an Oriole, but appeared only in '73 . . . Was 0-for-1 in '75 NLCS for Cincinnati vs. Pittsburgh.

**WS:** Made two pinch-hitting appearances for Reds in '75 WS . . . Luis Tiant struck him out in game four, but Terry was credited with a single off Tiant in game six when he hit a bounce to Rick Burleson who had to hold the ball until Denny Doyle covered second and then couldn't make a play.

Went 0-for-1 as pinch-hitter for O's vs. Reds in '70, game four . . . Was not eligible for either '69 (vs. Mets) or '71 (vs. Pirates) WS.

**Atlanta/Return to O's:** See notation under career statistics.

**Amateur Background:** Scouted and signed for O's by Frank McGowan, Walter Shannon, and Joe Torre, Sr. . . . Had an outstanding baseball career at Curtis High School on Staten Island, and later played baseball at Long Island University where he hit .402 as a sophomore.

**Personal/Miscellaneous:** Is one of several first basemen to have made it to the majors from New York City: Lou Gehrig, Frank and Joe Torre, Jr., Joe Pepitone, Mike Fiore, and Ed Kranepool are among the others.

Terry and his wife, the former Janet Boyle, have four children: Karlen (1/19/64), Terry, Jr. (1/2/68), Jimmy (10/16/69), and Karen (8/29/76).

## RICHARD (RICH) FREMONT DAUER


Born: July 27, '52; 6'0"; 177; Bats, R; Throws, R; Position: 2B-3B.

**Birthplace/Residence:** Born and raised in San Bernardino, Cal. area . . . Now lives in Cockeysville, Baltimore County.

**Contract Status:** Signed thru '79.

**Tenure:** Two years, 25 days.

**Signed Originally with:** Baltimore.



Year	Club	Pct.	G	AB	R	H	2B	3B	HR	RBI	SB	CS	HP	BB	SO
1974	Asheville*	.328	53	180	30	59	7	0	11	35	0	0	13	18	
1975	Rochester	.170	18	47	2	8	1	0	0	0	0	1	0	3	3
1975	Asheville	.251	106	374	51	94	13	0	6	44	5	3	0	51	24
1976	Rochester	.336	132	524	84	176	26	3	11	78	2	5	3	46	38
1976	Baltimore	.103	11	39	0	4	0	0	0	3	0	0	1	1	3
1977	Baltimore	.243	96	304	38	74	15	1	5	25	1	0	2	20	28
1978	Baltimore	.264	133	459	57	121	23	0	6	46	0	4	0	26	22

Major League Totals .248 240 802 95 199 38 1 11 74 1 4 3 47 53  
 \*Signed as free agent on June 20, 1974 (Asheville contract). Selected in '74 summer draft, regular phase (1st round).

**1978:** When he first came to the majors, Rich was fresh off winning the International League batting title ('76) and little was said about his defense. In '78, his second full year in the big leagues, he became an every day player and enjoyed his moments at the plate, but it was his assault on the fielding record book that most distinguished his performance.

**Fielding Records:** Rich broke two major league and two American League records for fielding consistency (one season) at second base . . . Before making his only error of the year at second (wild throw) on Sep. 30 in Detroit (the O's next to last game of the year), he had played 86 straight errorless games at second and had handled 424 consecutive chances at that position.

**Major League Records:** Rich surpassed Ken Boswell's (Mets) '70 record of 85 straight errorless games and the late Ken Hubbs' (Cubs) '62 mark of 418 straight errorless chances (one season) . . . Ironically, Hubbs, who was killed in a crash of a plane he was piloting on Feb. 16, '64, was from Dauer's hometown (Colton) and was a boyhood idol.

**American League Records:** Prior to snapping the two major league marks he had broken two A.L. standards, both set by Boston's Bobby Doerr in '48: 73 consecutive errorless games and 414 consecutive errorless chances (one season).

**Near Misses:** Rich was within range of three other records set over more than one season when he made his lone error at second base (Sep. 30) . . . He had played one errorless game at the end of '77, so had 87 games plus 433 straight errorless chances.

The records in jeopardy were 91 straight errorless games by Cincinnati's Joe Morgan ('77-'78) and 458 straight chances by the O's Jerry Adair ('64-'65)—both big league standards . . . He was even closer to Adair's A.L. mark of 89 straight errorless games ('64-'65).

**Percentage:** Dauer's '78 fielding average at second was .998 (one error in 429 chances), but he appeared in only 87 games there, thus falling short of the minimum required (two-thirds of club's games or 109 games) to qualify for the percentage lead.

Neither did he qualify for the major league record for highest percentage because he did not play in a minimum of 100 games at second. Boswell holds the record of .9956 for 100 games, while the O's Bobby Grich set the standard for 150 or more games in '74 with .9947. The standard for fewest errors is officially five held jointly by Adair, Grich, and Morgan, who had to play in at least 150 games to qualify.

**3rd Base:** Rich saw action in 51 games at third base and made six of his seven boots there in 119 chances for a percentage of .950. His combined fielding average was .987 (549 chances including seven errors).

**Batting:** As in '77, Rich started slowly at the plate, and was only 3-for-30 thru May 11. He was still batting only .176 (13-for-74) on May 31, then went on to hit .281 (108-for-385) the rest of the way.

**Hot Spells:** He batted .395 in June (30-for-76) to raise his average to .287 on June 30 . . . Then, from June 18 thru 28, he enjoyed an unusual 10-game batting streak in which he had two or more hits in each (three hits four times, two hits six times) . . . He went 24-for-48 in that streak to raise his bat mark to a season high of .289 on July 28 . . . In Aug. and Sep. he hit .228 (44-for-193).

**Strikeouts:** He fanned only 22 times in 491 appearances, an average of less than once per 22 trips to the plate . . . Toronto's Bob Bailor (a teammate with the O's and Red Wings in '76) stole some of his thunder, however, by striking out only 21 times in 676 plate appearances (once every 32 times up).

**Everyday Starter:** He didn't clinch an everyday starting role until Doug DeCinces took sick on June 12 . . . Rich continued to play third until the end of June when DeCinces regained his starting role, then he moved to second full time.

**Spring Accident:** He burned the back of his right hand in a kitchen accident (while popping corn) on March 1 in his Miami apartment, two days before he was due to start spring workouts . . . Missed a week of practice.

**Orioles-'76 & '77:** He came up to the O's first in Sep. '76 and went only 4-for-39 in 11 games. Then, in '77, he started the season as the Birds' regular second baseman, but went 0-for-26 until May 13, and was only 1-for-41 (.024) thru May 31. To that point his career average in the majors was .063 (5-for-80).

He also had an 0-for-25 string at Memorial Stadium (including 0-for-5 in late '76) before breaking into the hit column at home on July 11.

After the 1-for-41 start, Rich batted .278 (73-for-263) . . . Hit his first big league home run off Boston's Bill Lee at Fenway on June 9.

**Minor League Career:** Took only three minor league seasons to reach the majors after jumping to the AA Southern League from the U. of Southern California campus in June '74 (the O's made him their number one draft pick). That was the fourth time he had been drafted. Oakland (twice) and Cleveland had tapped him earlier while he was at San Bernardino Valley College (before transferring to U.S.C.).

**Rochester-'76:** He won the International League batting title with hits in his last two at bats of the season with an average of .33588, beating out Charleston's Miguel Dilone (now with Oakland) who hit .33578.

Was co-mvp in I.L. with shortstop Mickey Klutts of Syracuse and Toledo first baseman Joe Lis . . . Was also picked to I.L. all-star team by vote of fellow players and led league in hits (176) . . . Teamed with Kiko Garcia to provide Wings with top keystone combination and led I.L. second basemen in fielding percentage (.975).

**'74-'75:** He hit .328 in his rookie pro season as a third baseman at Asheville (AA), but broke his left ankle in July, after 53 games, and was sidelined for the rest of that season . . . Rich started '75 at Rochester, but was sent back to Asheville in early May after batting only .170 in 18 games.

**Amateur Background:** Played on two national championship teams ('73 and '74) at U.S.C. (they were fourth and fifth straight national titles for Coach Rod Dedeaux' Trojans) and batted .361 and .387, respectively . . . In senior year, he was a first team All-American and set NCAA one-season records in hits (108), rbi (92), and total bases (181) . . . He also established U.S.C. standards for home runs (15), doubles (24), and runs (70), and his rbi mark shattered the old school standard of 67 set by Ron Fairly . . . Was selected to the '74 College World Series All-Tournament team . . . Was a teammate of Boston's Fred Lynn in '73.

Spent two years at San Bernardino Valley College before transferring to U.S.C. . . . Played baseball, basketball, and football at Colton High School. Played in Little League, Pony League, Colt League and American Legion programs.

**Personal:** Has bought a home in Cockeysville, north of Baltimore . . . He and his wife, the former Chris King of San Bernardino, were married Feb. 1, '75.

## DOUGLAS (DOUG) VERNON DeCINCES

Born: Aug. 29, '50; 6'2"; 194; Bats, R; Throws, R; Pos.: 3B-2B.

**Birthplace/Residence:** Born in Burbank, Cal. . . . Grew up in Northridge, Cal. . . . Now lives in nearby Valencia, Cal. (L.A. area).

**Contract Status:** Signed a three year contract in Dec. '77 extending thru '80 season.

**Tenure:** Four years, 40 days.

**Signed Originally with:** Baltimore.

**Pronounced:** Duh-SIN-say.



Year	Club	Pct.	G	AB	R	H	2B	3B	HR	RBI	SB	CS	HP	BB	SO
1970	Bluefield*	.293	54	164	28	48	10	0	4	27	8	1	0	21	38
1970	Dallas-Ft. W.	.171	11	35	3	6	1	0	0	2	1	0	0	2	6
1971	Dallas-Ft. W.	.260	78	235	29	61	10	1	5	29	6	2	1	31	47
1972	Asheville	.263	123	396	71	104	23	7	10	60	9	3	4	62	82
1973	Rochester	.267	131	438	79	117	25	3	19	79	5	4	7	82	100
1973	Baltimore	.111	10	18	2	2	0	0	0	3	0	0	0	1	5
1974	Rochester	.282	132	444	70	125	17	4	11	66	8	3	7	77	74
1974	Baltimore	.000	1	1	0	0	0	0	0	0	0	0	0	0	0
1975	Baltimore	.251	61	167	20	42	6	3	4	23	0	1	1	13	32
1976	Baltimore	.234	129	440	36	103	17	2	11	42	8	4	2	29	68
1977	Baltimore	.259	150	522	63	135	28	3	19	69	8	8	2	64	86
1978	Baltimore	.286	142	511	72	146	37	1	28	80	8	7	2	47	82

Major League Totals .258 493 1659 193 428 88 9 62 217 24 20 7 154 273

\*Signed by Baltimore affiliate as free agent on 5/10/70 . . . selected in 1970 winter draft secondary phase (Baltimore's 3rd selection).

1978: Doug overcame a frustrating early season then enjoyed a truly sensational second half.

**Summary:** His torrid finish, constructed over the last three months, gave him the club lead in home runs (28), doubles (37), and slugging percentage (.526) . . . He was second among regulars in batting (.286) to Ken Singleton (.293) and was tied for third in rbi with Lee May (80) behind Eddie Murray (95) and Singleton (81).

His home run total matched Brooks Robinson's career high ('64), and his 37 doubles were one less than Brooks' club record (38) set in '61 . . . Doug was third in the league in slugging behind Jim Rice (.600) and Larry Hise (.533).

In addition, he was honored as the American League's "player of the month" for July, reduced his errors at third base from 20 to 10, and set a club record by hitting safely in 21 straight games (that streak is still alive entering the 1979 season). His .286 average at end of season was a high after Apr. 25.

**Slow Start:** Doug reported to spring training with a nagging backache, the result of early workouts at home in California . . . Just after arrival in Miami, his wife, Kristi, was hospitalized for four days and on the first day he took fielding practice, the first ground ball hit to him broke his nose for the fourth time (in high school basketball game, at Dallas-Ft. Worth-'71, and at Minnesota-'77).

Though he missed the first five exhibition games, he wound up batting .300 in pre-season (15-for-50) . . . However, his troubles were far from over . . . Thru his first nine regular season games, he failed to drive in a run (despite going 12-for-32) . . . After 27 games he had only three rbi (thru May 12) and in his first 31 games had committed 10 errors afield thru May 19.

On June 12, while still struggling, he came down with a "five-day" virus, but even after he was again ready to play, sat out six more games because both Rich Dauer and Billy Smith were hot.

By June 30, Doug had played 57 games, was batting only .226 (43-for-190), had only 13 rbi, despite a respectable total of seven home runs, and had made 12 errors (including four at second base).

**Incredible Finish:** Doug's resurgence started on July 1 with a two-run homer off Boston's Mike Torrez that helped the O's to a 3-2 win over the Sox . . . It didn't end until the season concluded on Oct. 1.

During the three-month span, he played 85 games, drove in 67 runs, hit 21 homers and 27 doubles (plus a triple), batted .321 (103-for-321), and had a .607 slugging average (195 total bases for 321 at bats).

His fielding improvement was equally dramatic . . . He had 12 errors (eight at third and four at second) by June 30 (50 games) and only two the rest of the way (85 games) . . . What's more, he had only one boot

in his final 72 games and none at all in his last 28 (see "Fielding" below).

**July:** In 28 games during July, Doug batted .336 (38-for-116), hit 12 doubles, one triple and 10 homers, and drove in 31 runs . . . His rbi output for the month tied a club record held by Jim Gentile (May '61) and Boog Powell (June '66 and July '69). His slugging percentage for the month was .716 (83 total bases in 116 at bats).

That performance earned him the A.L.'s "player of the month" award for July . . . Doug was only the third Oriole to be so honored since that citation was originated in '74. Previous winners: Jim Palmer (Aug. '75) and Reggie Jackson (July '76).

**Hitting and Rbi Streaks:** A club record that had stood for 22 years crumbled on the last day of the season . . . By hitting safely in his 21st consecutive game on Sun., Oct. 1, at Detroit, Doug erased the previous mark of 20, set by Bob Nieman in '56 and matched by Dave Johnson over a two-season span in '70-'71 . . . During that stretch, Doug batted .411 (30-for-73).

Doug came reasonably close to a major league record by driving in at least one run in each of his last 10 games (Sep. 17 thru Oct. 1) during which he pushed across 17 runs . . . The major league record of 12 is held jointly by Joe Cronin, Ted Williams, and Paul Waner . . . Doug and Butch Hobson, who had a string of 10 straight rbi games early in the season, joined four other actives who had accomplished the feat earlier: Rick Monday, Jeff Burroughs, Graig Nettles, and Willie Horton.

**Fielding:** At third base, Doug appeared in 130 games and compiled a .975 fielding average (111 putouts, 280 assists, 10 errors, 401 chances), a marked improvement over '77 when he committed 20 errors in 474 chances (.958).

Five of his ten errors at third occurred in a four-game period from Apr. 23 thru 28, and he made eight of them prior to July 1 . . . In his last 72 games following a miscue on July 15 (2nd game), he erred only once in 225 total chances and in his final 28 games (after a boot on Aug. 31), he handled 91 chances flawlessly (23 putouts, 68 assists).

Defensively, he opened the season at second base with Eddie Murray at third, but, after the three-day massacre in Milwaukee (first three games), he returned to third. Doug then started seven games in a row at second from May 18 thru 24 (1st game) and wound up with a total of 12 appearances at that position, none after June 23 (27 putouts, 28 assists, 4 errors, .932 pct.).

**Home Runs:** In his first six pro seasons thru '75, his first full year in the majors, Doug hit 53 home runs in 601 games . . . In his last three years he has hit 11-19-28 for a total of 58 in 421 games.

Thru the first half of the season, the home run was virtually his only run-producing weapon . . . Eighteen of his first 22 rbi were the result of his 11 homers (thru July 13).

Doug hit two homers off Ron Guidry (who gave up only 13 in 274 innings). The first, a two-run shot at Yankee Stadium on Aug. 4, gave the O's a 2-1 win (for Mike Flanagan). That is the only victory the O's own over Guidry in four lifetime decisions . . . His second off Guidry was on Aug. 30, also with one on, at Baltimore, in a losing cause (see "Add Guidry" below) . . . Doug also homered off Rich Gossage on Apr. 17 at Yankee Stadium.

He hit his second career grand slam on July 25 at Texas off Doyle Alexander (his first was against Detroit's Ray Bare at Baltimore on May 21, '76) . . . He hit two homers in a game three times, including back-to-back games July 25 at Texas (both off Alexander) and July 26 at Detroit (both off Jack Billingham) . . . The other occasion was May 18 vs. Toronto (off Jim Clancy and Balor Moore) . . . Now has four two-homer games lifetime.

**Add Guidry:** Doug batted .385 (5-for-13) vs. Guidry with two homers (see "Home Runs" above) . . . Lifetime he is hitting .333 (7-for-21) against him with three homers, two doubles, and six rbi.

**Career:** Is now beginning his 10th pro season, all of them spent with the Baltimore organization . . . Signed by Al Kubski and Ray Poitevint . . . Was drafted originally by San Diego, but didn't sign.

**Third Base/Defense:** Doug has now played 430 games at third base . . . Only Brooks (2,871) has more (George Kell is third with 195) . . . He had spelled Brooks at third base frequently in '75 (34 games), but it wasn't until May 17, '76, that he first became a regular at that position . . . In late June-early July, Brooks started 14 of 18 games, but thereafter Doug was the starter with a few exceptions.



## DOUGLAS (DOUG) VERNON DeCINCES (Cont.)

Played all four infield positions for the O's in '75 and '76, and saw action at first, second, and third in '77.

**Odds and Ends-Majors:** Hit his first big league home run off Tom Buskey at Cleveland on May 4, '75, and also enjoyed his only four-hit game that day . . . Has twice driven in five runs in a game . . . Fractured his nose May 30, '77 at Minnesota in a collision with Twins' second baseman Bob Randall . . . Has had six late-inning, game-winning hits in last two seasons (three each) . . . Made his big league debut on Sep. 9, '73, at Cleveland . . . His first big league hit was a 10th-inning game winner vs. Milwaukee's Ed Sprague at Baltimore on Sep. 13, '73.

**Minors:** Reached the big leagues after two good years at Triple-A with Rochester ('73-'74) . . . Was picked to International League all-star team both years.

**Amateur Background:** Played baseball and basketball at Monroe High (Sepulveda) . . . Graduated '68 . . . Was All-State Junior College at Pierce J.C. (Woodland Hills, Cal.).

Played in Little League, Pony League, Colt League and American Legion programs.

**Personal:** Is a vice-president of the C. T. DeCinces Construction Corp. (owned by his father) and works in project and office management during the off-season.

Of French-Italian descent . . . Spent four years in Cal. Air National Guard . . . He and his wife, Kristi, were married Jan. 9, '71 . . . They have a son, Timothy (4/26/74).

## JOHN RIKARD (RICK) DEMPSEY


Born: Sep. 13, '49; 6'0"; 184; Bats, R; Throws, R; Position: C.

**Birthplace/Residence:** Born in Fayetteville, Tenn. . . . Grew up and still lives in Southern Cal. . . . Now lives in Agoura, Cal.

**Contract Status:** Signed five year contract in Sep. '78 extending thru '83 season.

**Tenure:** Six years, 13 days.

**Signed Originally with:** Minnesota.



Year	Club	Pct.	G	AB	R	H	2B	3B	HR	RBI	SB	CS	HP	BB	SO
1967	Sarasota	.206	40	102	9	21	4	3	0	9	1	2	0	7	12
1968	Wisc. Rapids	.229	11	35	12	8	2	0	1	6	0	0	0	1	7
1968	Auburn	.293	73	270	48	79	10	7	7	61	3	0	1	23	39
1969	Wisc. Rapids	.364	50	151	35	55	11	2	6	31	7	1	1	25	12
1969	Minnesota	.500	5	6	1	3	1	0	0	0	0	0	0	1	0
1970	Charlotte	.245	105	351	28	86	20	6	4	42	4	1	1	35	66
1970	Minnesota	.000	5	7	1	0	0	0	0	0	0	0	0	1	0
1971	Charlotte	.243	105	338	39	82	16	2	8	47	3	1	1	42	28
1971	Minnesota	.308	6	13	2	4	1	0	0	0	0	0	0	1	1
1972	Minnesota	.200	25	40	0	8	1	0	0	0	0	0	0	6	8
1972	Tacoma	.236	48	161	13	38	6	2	3	18	2	1	1	12	27
1973	Syracuse	.248	122	387	53	96	14	4	6	47	11	4	1	55	43
1973	New York	.182	6	11	0	2	0	0	0	0	0	0	0	1	3
1974	New York	.239	43	109	12	26	3	0	2	12	1	0	0	8	7
1975	New York	.262	71	145	18	38	8	0	1	11	0	0	0	21	15
1976	N.Y.-Balto.*	.194	80	216	12	42	2	0	0	12	1	1	2	18	21
1977	Baltimore	.226	91	270	27	61	7	4	3	34	2	3	2	34	34
1978	Baltimore	.259	136	441	41	114	25	0	6	32	7	3	0	48	54
Major League Totals		.237	468	1258	114	298	48	4	12	101	11	7	4	139	143

\*Acquired from Yankees on June 15, 1976, along with pitchers Rudy May, Tippy Martinez, Dave Pagan, and Scott McGregor (assigned from Syracuse to Rochester) in deal for pitchers Ken Holtzman, Doyle Alexander, and Grant Jackson and catcher Ellie Hendricks . . . At same time pitcher Jimmy Freeman was assigned outright from Rochester to Syracuse.

**1978:** Rick set an Orioles' record by catching 135 games, surpassing the old standard of 132 established by Gus Triandos in '58 . . . He played in a total of 136 games, a personal high in a 12-year pro career.

**Throwing:** Rick cut down 48 of 109 base stealers (61 succeeded) for a percentage of .440 . . . The league-wide percentage against the stolen base was .369 . . . Jim Sundberg, who nailed 62 of 133 would-be stealers (.469) is believed to be the only other A.L. backstop with a better '78 record against the stolen base.

In addition to the 48 runners caught stealing, Rick picked four others off base.

78

He was particularly effective against the Royals who led the league in steals (216) . . . Rick threw out 8 of 15 K.C. runners. (See "Add Throwing" under "Orioles" below.)

**Batting:** Rick was batting only .208 (37-for-178) on June 22 thru his first 54 games . . . After that, he hit .293 (77-for-263) the rest of the way.

His average reached a high of .272 on Aug. 30, following a 3-for-4 night against the Yankees (including a home run off Ron Guidry) . . . At that point he had been hitting at a .335 clip (60-for-179) over a 57-game stretch starting June 22 . . . From June 23 thru July 18, he was particularly hot (.431, 25-for-58).

He had two four-hit days in '78, both at the Seattle Kingdome (June 2 and Aug. 15).

**Home Runs:** Before '78, Rick had hit six home runs in 332 major league games and had never hit more than three in a season ('77) . . . In '78, he matched his previous total in 136 games.

**Career:** Is starting his 13th pro season . . . Has been in the A.L. for at least part of each of the last 10 seasons starting in (Sep.) '69 . . . Was drafted on 14th round of June '67 free agent draft by the Twins and was promptly signed by Minnesota scout Jesse Flores.

**Orioles:** Has played 286 games for the O's in 2½ years compared with 141 for the Yankees from '73 thru mid-'76 and 41 for the Twins from '69 thru '72.

**Add Throwing:** Since joining the O's in June '76, he has tossed out 105 of 217 runners attempting to steal (.484) . . . He nipped 21 of 44 in '76 and 36 of 64 in '77.

He threw out four Angels in one game on May 12, '77, at Anaheim (Bobby Grich, Gil Flores, Jerry Remy, and Don Baylor) . . . Has thrown out three runners in a game four other times.

On June 1, '77, he tied a major league record for catchers by participating in three double plays . . . All were strikeouts with throws to Mark Belanger, retiring runners attempting to steal.

**1976-1977:** Became a regular for the first time in his major league career in '77 and caught 79 of the O's first 83 games thru July 8 . . . That night he was hit by a Don Gullett pitch that broke a bone behind his left index finger . . . Though he came off the disabled list on Aug. 21 (Brooks was placed on voluntarily retired list to make room on the roster), Rick saw action in only 12 more games after the injury. Played three games in the outfield for the O's in '76.

**Yankees:** Went to Yankees' organization Oct. 27, '72, in deal for Danny Walton . . . Played at Syracuse in '73, then was called up to New York in Sep. that year. In '76, he played 21 games for the Yankees including the first four games of the season as starting catcher while Thurman Munson was recovering from a hand injury (but was in the lineup as dh).

**Twins:** Was recalled by Twins in Sep. for three straight years ('69 thru '71), then started the '72 season in Minnesota before being assigned to Tacoma (PCL).

Was a two-time all-star selection in the Southern League while playing with Charlotte, then a Minnesota farm club ('70-'71) . . . Was "mvp" in New York-Penn League in '68.

**Personal:** Went to Crespi High School in Encino, Cal. . . . Parents, George T. Dempsey and the former June Archer, performed on vaudeville circuit . . . Father also played in Broadway production of "Song of Norway," after World War II.

Rick and his wife, the former Johanna DeMatteo, were married Feb. 1, '69 . . . They have two sons: John (8/18/71) and Christian Matthew (3/1/78).

## MICHAEL (MIKE) KENDALL FLANAGAN


Born: Dec. 16, '51; 6'0"; 195; Bats, L; Throws, L; Position: P.

**Birthplace/Residence:** Born and raised in Manchester, N.H. . . . Now lives in Cockeysville in Baltimore County.

**Contract Status:** Signed five year contract in May '77 extending thru the '81 season.

**Tenure:** Two years, 170 days.

**Signed Originally with:** Baltimore.



79

## MICHAEL (MIKE) KENDALL FLANAGAN (Cont.)

Year	Club	ERA	W	L	SVS	G	GS	CG	SHO	IP	H	R	ER	BB	SO
1973	Miami*	2.21	4	1	0	11	10	2	1	61	39	21	15	25	61
1974	Miami	2.10	6	6	0	14	14	6	1	103	67	32	24	48	119
1974	Asheville	1.82	6	4	0	11	11	7	3	84	61	19	17	18	62
1975	Rochester	2.50	13	4	0	27	25	11	4	173	155	58	48	56	135
1975	Baltimore	2.70	0	1	0	2	1	0	0	10	9	4	3	6	7
1976	Rochester	2.12	6	1	0	7	7	6	1	51	40	16	12	14	24
1976	Baltimore	4.13	3	5	0	20	10	4	0	85	83	41	39	33	56
1977	Baltimore	3.64	15	10	1	36	33	15	2	235	235	100	95	70	149
1978	Baltimore	4.04	19	15	0	40	40	17	2	281	271	128	126	87	167

Major League Totals 3.87 37 31 1 98 84 36 4 611 598 273 263 196 379

\*Orioles' 7th selection in June '73 free agent draft, regular phase . . . Signed on 6/13/73.

**Pitches:** Fastball, curve, slider, and change.

**1978:** Mike lost three of his first four starts thru April 22, then won 10 of his next 11 decisions during the following two months (thru June 22) . . . At that point he was 11-4 (and 24-6 since June 27, '77), had 10 complete games in 17 starts plus a 3.00 era.

He proceeded to lose five of his next seven (thru July 30) and overall from June 22 to the end was 8-11 with a 4.90 era (152.1 ip, 83 er).

**Among the Leaders:** Mike tied Dennis Leonard (K.C.) for the A.L. lead in starts (40) while matching the club record held jointly by Dave McNally and Mike Cuellar. He was fourth in the league in both innings (281) and strikeouts (167) and tied for fifth in complete games (17) with the Brewers' Larry Sorensen.

**Injury:** Mike's second half problems were seriously influenced by a case of tendinitis in his left ankle and the back of the foot. The condition which he first noticed on July 17 during an 11-inning loss to Texas persisted thru the end of the season . . . After July 17, he completed only five of 17 starts and was 6-8.

During the off-season he underwent extensive therapy and the injury appears to have healed completely.

**Shy of 20:** He won his 17th game on Aug. 26, and at that point only Ron Guidry had more wins in the majors (18) . . . He needed three wins in his remaining eight starts to reach 20, but went 2-4 with two no-decisions to fall one short. He picked up #19 on Sep. 26 (See "Near No-Hitter" below), but then dropped a 5-4 decision at Detroit on Sep. 30, the day before the season ended.

**Near No-Hitter:** On Sep. 26 in Baltimore, Mike became the fifth Oriole in 25 years to be deprived of a no-hitter in the ninth inning . . . The others: Bob Turley-'54, Dave McNally and Mike Cuellar-'69, and Jim Palmer-'73 . . . Mike, however, came closer than the rest, having been the only one with two out in the ninth. With nobody on at that point Cleveland's Gary Alexander hit his 26th home run of the year into the low rows of the right field stands.

Alfredo Griffin and Duane Kuiper both followed with singles, and then Don Stanhouse came on to fan Wayne Cage and preserve the win.

On two earlier occasions he also had flirted with no-hitters: July 13 vs. Min. (5.1 hitless innings) and Aug. 21 vs. Oak. (6.1 hitless innings) . . . He won both games.

**Consecutive Outs:** On June 13, vs. Seattle, he retired 18 straight hitters in one stretch . . . Earlier, on May 31, he mowed down 16 Yankees in a row and on two other occasions downed 15 straight batters.

**All-Star Game:** Mike was chosen to the all-star team, but did not see action. At the break he and the Angels' Frank Tanana were tied for second in wins (12) behind Guidry (13), and Mike was tied with Sorensen and Mike Caldwell (Mil.) for the lead in complete games (12).

**Vs. Yankees:** Mike was 4-0 vs. N.Y. with two complete games in five starts and a 3.09 era. He became the first to beat N.Y. four times in a season since former Oriole Ross Grimsley did it in '76 . . . Later, Dennis Eckersley also became a four-game winner against the Yankees (he lost one) . . . Flanny is now 6-2 lifetime.

He was one of three pitchers to beat Ron Guidry in '78 (Aug. 4) . . . All three were lefthanders named "Mike": Mike Caldwell (Mil.) on July 7 and Mike Willis (Tor.) on Sep. 20 . . . Flanagan's win was a 2-1 verdict at Yankee Stadium (Aug. 4), thanks to a two-run homer by Doug DeCinces in the 7th inning . . . Don Stanhouse worked the last two innings and picked up a save.

He and Guidry, with 17 and 18 wins, respectively, were the majors two biggest winners when they hooked up in Baltimore on Aug. 30 . . . Guidry won the game, 5-4, but Tippy Martinez, in relief of Flanagan (4.2 innings), absorbed the loss.

**Vs. Each Opponent '78:** Bos. (1-0), Cal. (0-1), Chi. (0-1), Cle. (1-1), Det. (1-3), K.C. (0-3), Mil. (1-2), Min. (2-0), N.Y. (4-0), Oak. (3-0), Sea. (3-1), Tex. (0-1), and Tor. (3-2).

**Lifetime:** Bos. (3-3), Cal. (0-1), Chi. (0-1), Cle. (2-1), Det. (4-4), K.C. (2-6), Mil. (4-3), Min. (3-2), N.Y. (6-2); Oak. (4-2), Sea. (3-1), Tex. (0-1), Tor. (5-3), Total (37-31).

**Odds and Ends:** Struck out 13 Red Sox on June 30 (in Bal.) to match his previous career high (Sep. 27, '77 vs. Det.), one short of the club record . . . Led the O's staff in home run balls (22) . . . Was only Bird pitcher to lose to White Sox . . . Was 12-6 with 2.94 era at home and 7-9, 5.52 on the road . . . Only 11 of 24 runners succeeded in stealing against Mike.

**Professional Career:** Signed for the Orioles by John Stokoe . . . Had been drafted by Houston in June '71, but by-passed pro ball at the time to attend the U. of Mass. . . In six pro seasons in the O's organization, Mike is 69-41 (including 35-16 in the minors).

**O's-'77:** Was only 2-8 when the season turned around for him on June 27, and went on to win 13 of 15 decisions spread over his last 21 starts of the season (the O's were 18-3 in those games) . . . Won his last six decisions.

**O's-'75 & '76:** Mike made his debut against the Yankees in relief on Sep. 5, '75, at home vs. the Yankees (no decision in relief) . . . Then made his first start on Sep. 28 at Yankee Stadium in the last game of the season and lost, 3-2, to Larry Gura.

Was 0-5 in the majors when he picked up his first win, a complete-game, six-hit, 7-1 win over K.C.'s Doug Bird on Sep. 1, '76.

Started '76 season with the O's, but after going 0-3 in 10 appearances was returned to Rochester, July 2 . . . Dropped his first decision with the Wings, then won six straight complete games and was recalled to Baltimore Aug. 11.

**Minors:** Was picked as top lefthander in International League in '75, after a 13-4 season with a 2.50 era . . . Was 19-5 in 1½ seasons at Rochester.

**Amateur Background:** Won 12 of 13 decisions in two years at U. of Mass. Led Yankee Conference in wins (9), strikeouts (89), and era (1.72) as a sophomore. Played the outfield when not pitching . . . That year ('73), in a game against the U. of Maine, he hit three home runs and fanned 15 batters.

Was a starting guard on the U. of Mass. frosh basketball team that was 18-1 . . . Once played against Julius Erving in a scrimmage.

Played four years of baseball and basketball at Memorial High in Manchester (graduated '70). Pitched three perfect games in American Legion ball, and once fanned 31 in an 11 inning game. He was a high school All-American in basketball.

**Personal:** Mike's father, Edward, was a pitcher in the Red Sox system . . . Hobbies: hunting and fishing.

Mike and his wife, the former Kathy Walsh, were married on Jan. 14, '77 . . . They have purchased a home in Cockeysville, Baltimore County, and now live in the area full-time.

## JOHN RICHARD FLINN


Born: Dec. 16, '51; 6'1"; 180; Bats, L; Throws, L; Position: P.

**Birthplace/Residence:** Born in Merced, Cal., but has lived in Sepulveda, Cal. (L.A. area) since infancy.

**Contract Status:** Signed thru '79.

**Tenure:** 64 days.

**Signed Originally with:** Baltimore.



## JOHN RICHARD FLINN (Cont.)

Year	Club	ERA	W	L	SVS	G	GS	CG	SHO	IP	H	R	ER	BB	SO
1973	Bluefield*	2.14	4	2	5	23	1	0	0	42	29	15	10	22	51
1974	Miami	1.74	12	10	2	33	22	11	6	181	137	46	35	63	151
1974	Asheville	9.00	2	1	0	4	1	0	0	4	8	4	4	3	2
1975	Asheville	5.29	0	9	0	20	10	2	0	85	99	58	50	37	53
1975	Miami	5.54	1	2	0	4	2	0	0	13	15	8	8	9	14
1976	Charlotte	2.86	9	8	0	24	21	10	0	148	151	62	47	28	76
1977	Rochester	3.55	10	7	4	48	2	0	0	119	110	63	47	54	80
1978	Rochester	5.21	1	0	6	24	1	0	0	38	42	25	22	14	36
1978	Baltimore	7.88	1	1	0	13	0	0	0	16	24	18	14	13	8
Professional Totals		3.30	40	40	17	193	60	23	6	646	615	299	237	283	471

\*Orioles' sixth selection in secondary phase of January, 1973, free agent draft  
... Signed on 5/15/73.

Pitches: Sinker, slider, and change.

**1978:** John served two tours of duty with the Orioles and three with the Rochester Red Wings, appearing in a total of 37 games, all but one in relief.

**Baltimore:** He was first recalled on May 6 from Rochester (swapping places with Tim Stoddard) and made his big league debut in Baltimore that day vs. Minnesota . . . He saw action in eight games, but hadn't pitched in 17 days when reassigned to Rochester to make room for (outfielder) Mike Anderson on June 23 . . . During that seven-week stretch he picked up his first (and only) major league win (vs. Texas) on May 14 and his first (and only) loss the next day (vs. Min.).

John came up again on July 3 when Billy Smith was disabled, but returned to Rochester after Smith was reactivated July 19 . . . In that period he made five relief appearances for the O's.

**Rochester:** At the time he was first recalled by the O's, John had not given up a run at Rochester thru eight games in relief . . . He was 1-0 with four saves and had worked 13.1 scoreless innings.

After returning to the Red Wings, June 23, he pitched in five more games until his next recall to Baltimore (July 3) . . . On July 19, he went back to Rochester for the third time and that night saved a game in a 2/3-inning stint in which he fanned three batters (one hitter struck out on a wild pitch and reached first safely). By July 23, he had worked a total of 16 games for the Wings, had worked 21 innings, given up 19 hits and only three earned runs, walked only three, fanned 20, and was 1-0 with six saves and a 1.29 era.

The rest of the year was downhill. John appeared in only eight more games and spent three weeks on the disabled list after making a rare start on July 29 (did not pitch again until Aug. 20) . . . His figures for the period after July 25 were: 8 games, 17.1 innings, 23 hits, and 18 earned runs, no decisions, and no saves.

**Minor League Career:** Signed for the O's by Ray Poitevint . . . Was 1-11 combined at Asheville and Miami in '75, with an era of over 5.00, but began to turn things around in '76 at Charlotte when he posted a 2.86 era.

He accumulated 14 relief points (10 wins and 4 saves) in 46 appearances at Rochester in '77, then enjoyed a successful winter in the Puerto Rican League (Caguas) where he was 4-0 with eight saves.

Despite his disastrous 1-11 record in '75, he has evened his professional won-lost record at 40-40.

**Amateur Background:** Graduated from James Monroe High School (Sepulveda) in '72, then played one season at Los Angeles Valley Junior College . . . Participated in American Legion, Little League, and Babe Ruth baseball programs.

**Personal:** Is still pursuing a degree at LAVJC in fire science . . . Works in off-season when not playing winter ball with his father as an apprentice carpenter . . . Of Danish and Irish descent . . . He and his wife, Tina, were married Oct. 1, '77.

## MAGIC NUMBER

To calculate: Determine number of games to be played by first place club . . . Add 1 . . . Subtract the number of games first place club is ahead of second place club in the all-important lost column (AIRC). The result represents the magic number . . . Example: If first team has 20 games to play and is six games ahead of second team . . .  $20 + 1 = 21$  . . .  $21 - 6 = 15$  . . . 15 is the magic number.

When, in any combination, first team wins added to second team losses equal the magic number, first team has clinched the championship . . . From another angle—with each subsequent first team win or second team loss, the magic number is decreased by one . . . When the "M.N." is down to one, first team has clinched a tie, when it is reduced to zero, first team has won the title.

## DAVID (DAVE) ALAN FORD

Born: Dec. 29, '56; 6'4"; 195; Bats, R; Throws, R; Position: P.

**Birthplace/Residence:** Born, raised and still lives in Cleveland, Ohio.

**Contract Status:**

**Tenure:** 31 days.

**Signed Originally with:** Baltimore.



Year	Club	ERA	W	L	SVS	G	GS	CG	SHO	IP	H	R	ER	BB	SO
1975	Bluefield*	3.12	3	3	0	7	7	4	0	52	50	23	18	16	33
1975	Miami	2.25	1	0	0	2	2	1	1	12	8	3	3	4	7
1976	Charlotte	2.50	17	7	0	27	27	19	4	212	188	76	59	31	121
1977	Rochester	4.81	9	14	0	30	28	11	1	176	206	104	94	43	96
1978	Rochester	3.81	11	6	0	25	25	7	1	156	173	81	66	30	74
1978	Baltimore	0.00	1	0	0	2	1	0	0	15	10	0	0	2	5

Professional Totals 3.47 42 30 0 93 90 42 7 623 635 287 240 126 336

Major League Totals 0.00 1 0 0 2 1 0 0 15 10 0 0 2 5

\*Baltimore's 1st selection in June '75 free agent draft, regular phase . . . Signed on 6/17/75.

Pitches: Fastball, knuckle curve, slider, and change.

**1978:** Dave was called up from Rochester along with righthanders Sammy Stewart and Tim Stoddard, on Sep. 1, to help the O's over a stretch calling for five games in three days against the White Sox.

**Debut:** He made his big league debut as a starter on Sep. 2 (2nd game) vs. Chicago, and protected a 1-0 lead from the second inning thru the eighth. In the ninth inning with one out, he gave up back-to-back singles to put that slim lead in jeopardy. At that point Tippy Martinez came on, threw one pitch and Lamar Johnson bounced into a game-ending double play. Dave allowed seven hits and walked only one while fanning two in his 8.1-inning win.

**Shutout Innings:** Dave pitched once more, in Milwaukee on Sep. 14, in a relief role (no decision, no save) and worked 6.2 scoreless innings to extend his shutout string to 15 (current at the start of '79 season).

The A.L. record for scoreless innings at the start of a career is 22 by Dave Ferriss of the Red Sox in '45 . . . The big league mark is 25 by George McQuillan of the Phillies in '07, and the O's record is 18 by Tommy Phoebus in '66.

**Rochester:** Dave was 10-4 with the Wings after winning on July 26, and had won six of his last seven starts . . . Then he had four wisdom teeth removed and was out of action for two weeks . . . Upon his return, it took him four starts to record his 11th win (Aug. 28).

He pitched a one-hitter vs. Toledo on June 23, using only 90 pitches and had a no-hitter thru seven innings . . . Was 4-0 vs. Richmond (Braves).

**Winter Ball:** Pitched for Frank Robinson at Santurce in the Puerto Rican League over the winter . . . He was 7-3 with a 3.24 era.

**Career:** Has walked an average of only 1.82 batters per nine innings in four pro seasons . . . Signed for the O's by Dave Ritterpusch and Bob Engle . . . Had 20-20 record in two seasons at Rochester.

Was promoted to AA in '76, after only one-half season as a pro, and was named the Southern League "pitcher of the year" . . . Led the league in wins (17), innings (212), strikeouts (121) and tied for the lead in shutouts (4).

**Amateur Background:** Signed with O's following graduation from Lincoln-West High in '75 . . . Hurlled two-hitter and fanned 14 in winning Cleveland high school title game . . . Won 21 of his last 23 decisions in high school.

Was all-state in baseball senior year and Cleveland Plain Dealer all-scholastic in both baseball and basketball . . . Won all-state mention in basketball and averaged 19 points per game in two varsity seasons . . . Played in Little League, American Legion, and Connie Mack baseball programs.

**Personal:** Single . . . Of Polish-Slovakian descent.



## ALFONSO RAFAEL (KIKO) GARCIA


Born: Oct. 14, '53; 5'11"; 178; Bats, R; Throws, R; Pos.: SS-2B.

**Birthplace/Residence:** Born in Martinez, Cal. . . . Grew up and still considers nearby Walnut Creek his home town (northeast of San Francisco and Oakland).

**Contract Status:** Signed thru '79.

**Tenure:** Two years, 25 days.

**Signed Originally with:** Baltimore.



Year	Club	Pct.	G	AB	R	H	2B	3B	HR	RBI	SB	CS	HP	BB	SO
1971	Bluefield*	.251	56	203	35	51	3	5	2	23	7	2	2	22	42
1971	Stockton	.286	4	14	1	4	0	1	0	2	1	0	0	1	8
1972	Miami	.252	126	445	51	112	15	6	2	39	11	3	1	44	69
1973	Lodi	.259	129	494	89	128	15	10	3	36	17	0	4	66	85
1974	Asheville	.274	135	511	68	140	18	5	7	53	16	2	0	52	76
1975	Rochester	.244	122	405	34	99	11	1	3	32	5	2	1	27	56
1976	Rochester	.276	130	450	75	124	11	10	3	44	12	6	4	36	63
1976	Baltimore	.219	11	32	2	7	1	1	1	4	2	1	0	0	4
1977	Baltimore	.221	65	131	20	29	6	0	2	10	2	3	0	6	31
1978	Baltimore	.263	79	186	17	49	6	4	0	13	7	1	0	7	43
Major League Totals		.244	155	349	39	85	13	5	3	27	11	5	0	13	78

\*Baltimore's 3rd selection in June '71 free agent draft, regular phase . . . Signed on 6/8/71.

1978: Kiko played in a total of 79 games in '78, his second full season in the big leagues . . . He appeared in 75 games at shortstop (including 50 as a starter), three games at second, and also saw action as a pinch-hitter and pinch-runner.

He hit .322 (38-for-118) from May 5 thru Aug. 31, over a span of 51 games . . . Hit over .300 in each of four straight months (May thru August) . . . His overall average was over .300 as late as Sep. 2, but he went 10-for-56 (.179) the rest of the way to finish at .263 . . . Despite limited playing time, he had four three-hit days.

He had 274 chances including 15 errors at short and one boot in four chances at second base.

**Career:** Has played seven pro seasons, all of them in the Baltimore organization . . . Is one of a long line of players in the O's farm system who have come up to the majors as shortstops . . . Others include: Ron Hansen, Mark Belanger, Bobby Grich, Tim Nordbrook, and Bob Bailor . . . Played on four first place teams in six minor league seasons . . . Originally signed by Charlie Wallgren.

**Orioles:** Made his big league debut on Sep. 11, '76, playing in both ends of a doubleheader at Milwaukee . . . Recorded his first hit in the nightcap that day off Jim Colborn . . . Hit his first home run, 11 days later, on Sep. 22, off Grant Jackson at Yankee Stadium . . . It bounced off the left field foul pole.

In '77, his first full year in the majors, he started 40 games at short . . . Enjoyed his first (and only) four-hit day in the majors at Detroit on Apr. 24 that year . . . Was ejected by Umpire Steve Palermo in the second game of a doubleheader vs. K.C., May 25, for disputing a third strike call.

**Rochester-'75-'76:** Played second base in '75, while the incumbent Bob Bailor was at shortstop . . . In '76, he played short and Rich Dauer was at second . . . Kiko's .276 average in '76 was the highest of his pro career . . . He led the I.L. in triples (10) and shortstops in double plays that year . . . The season before he had led the league's second basemen in twin killings.

**Southern League-'74:** Was the all-star shortstop in the S.L. while at Asheville in '74.

**Amateur Background:** Played baseball and football (quarterback, wide receiver, defensive back) at Ygnacio Valley High School (graduated '71) . . . Was all-Northern California in baseball as a senior and all-East Bay in both baseball and football . . . Played in Little League, Babe Ruth, and Connie Mack baseball programs.

**Personal:** Single . . . Of Mexican descent . . . Is the oldest of five children.

## LARRY DUANE HARLOW


Born: Nov. 13, '51; 6'2"; 176; Bats, L; Throws, L; Position: OF.

**Birthplace/Residence:** Born in Colorado Springs, Colo. . . . Grew up in Aztec, N. Mex. and still lives there.

**Contract Status:**

**Tenure:** One year, 104 days.

**Signed Originally with:** Baltimore.



Year	Club	Pct.	G	AB	R	H	2B	3B	HR	RBI	SB	CS	HP	BB	SO
1971	Key West*	.205	70	205	22	42	6	2	2	21	7	3	2	27	63
1971	Aberdeen	.304	57	217	50	66	8	6	3	34	13	4	0	40	40
1972	Lodi	.233	131	480	66	112	9	2	2	47	18	14	3	90	132
1973	Lodi	.284	134	493	88	140	20	11	5	67	20	12	4	69	96
1974	Asheville	.278	134	529	86	147	21	2	4	42	8	3	6	67	110
1974	Rochester	.200	4	5	0	1	0	0	0	0	0	0	0	2	2
1975	Rochester	.255	132	424	65	108	11	4	2	31	16	15	3	45	84
1975	Baltimore	.333	4	3	1	1	0	0	0	0	0	0	0	0	1
1976	Rochester	.247	130	442	81	109	22	0	7	47	5	10	4	73	65
1977	Baltimore	.208	46	48	4	10	0	1	0	0	6	1	0	5	8
1977	Rochester	.335	93	343	56	115	14	3	9	50	7	10	3	51	59
1978	Baltimore	.243	147	460	67	112	25	1	8	26	14	11	1	55	72
Major League Totals		.241	197	511	72	123	25	2	8	26	20	12	1	60	81

Professional Totals .264 3649 586 963 32 42 365 83 26 524 732  
1082 136 114

\*Signed with Baltimore affiliate as undrafted free agent on 8/24/70.

1978: After leading the club in spring training with a .362 average (21-for-58), Larry jumped off to a fast start in the regular season . . . He hit safely in his first eight games and thru 16 games (May 2) was batting .388 (19-for-49) . . . He then went into an 0-for-19 slump, but bounced back and was at .325 (34-for-106) on May 25 . . . He dropped below .300 permanently on May 28.

Though he had seen considerable action prior to Al Bumbry's injury, he became the club's regular centerfielder (vs. righthanded pitching) after Al broke his leg and dislocated his left ankle on May 12.

**Stolen Bases:** He led the O's in steals with 14 in 25 attempts, but had only one (in five tries) after the all-star break . . . He tied a club record with three steals in one game, at California on June 6.

**Winning Runs:** Larry drove in the winning run three times in the late innings at home . . . On June 12, his seventh-inning single vs. Seattle broke a 4-4 tie and gave the O's a 5-4 win . . . The next night he singled with one out in the 11th to give the Birds a "sudden death" win over the Mariners, and on July 1 another 11th-inning single provided instant victory over Boston.

**Pitching:** Larry made his major league pitching debut June 26 at Toronto in the midst of the worst pasting the O's have ever experienced . . . He worked 2/3 of an inning and was touched for two hits, including a home run by John Mayberry, and five runs . . . He walked four and threw a wild pitch . . . Final score: Toronto 24, O's 10 . . . It was the first time he had pitched since his first pro season ('71) when he took the mound twice for Key West in the Florida State League.

**Career:** Larry has been in the O's system for all nine (this year included) of his pro seasons, though he played his first year ('71) outside the organization . . . Was signed by O's scout Dee Phillips as an undrafted free agent.

**Orioles:** In '77 as in '78, Larry hit well in spring training (.333, 14-for-42) to earn a spot on the O's 25-man squad, then started quickly in the regular season (.303, 10-for-33 thru Apr. 27). However, at that point he plunged into an 0-for-13 cold spell, and was assigned to Rochester on June 3 . . . He rejoined the O's in September.

**Rochester:** When the O's sent him back to Rochester on June 3, '77, Larry reported to the Wings the same day, hit a home run on his first at bat, proceeded to play 93 straight games, and wound up with the second highest average in the league (.335) . . . He was named to the International League all-star team by vote of writers and broadcasters.

## LARRY DUANE HARLOW (Cont.)

He also compiled a .426 on-base percentage (169-for-397), and, though a lefthanded batter, went 6-for-8 in an Aug. '77 doubleheader with five of his hits coming off lefthanders.

Was the Red Wings regular centerfielder for most of three straight seasons ('75-'76-'77).

**Amateur Background:** Was playing in a Connie Mack tournament in Farmington, N. M., when he was signed by the O's . . . Did not play baseball at Aztec High School (graduated '69), but was a defensive back in football and starred on the track team (440, hurdles, pole vault, and long jump).

Took part in baseball, football, and track at Mesa (Ariz.) Community College (one year) . . . Participated in Little League and Babe Ruth programs.

**Personal:** Is believed to be the only player from New Mexico currently in the big leagues . . . Moved to Aztec from Colorado Springs at an early age . . . Single.

## ELROD (ELLIE) JEROME HENDRICKS

**Born:** Dec. 22, '40; 6'1"; 185; Bats, L; Throws, R; Pos.: C-Coach.

**Birthplace/Residence:** Born and raised in St. Thomas, Virgin Islands . . . Has lived in Baltimore area (Randallstown) since '70.

**Contract Status:** Signed thru '79.

**Tenure:** 10 years, 59 days.

**Signed Originally with:** Milwaukee (Atlanta) Braves.



Year	Club	Pct.	G	AB	R	H	2B	3B	HR	RBI	SB	CS	HP	BB	SO
1959	McCook	.235	25	34	6	8	1	0	0	3	1	..	0	13	4
1960	Wellsville	.235	73	217	36	51	8	1	11	36	0	0	4	28	52
1961															
1962	Winnipeg	.211	69	213	25	45	7	2	3	22	3	..	4	27	36
1963	Winnipeg	.280	22	50	10	14	0	0	3	12	2	0	2	8	6
1964	Jalisco	.292	67	202	43	59	8	4	10	45	3	0	2	48	38
1965	Jalisco	.285	128	411	100	117	14	8	35	98	4	2	8	102	85
1966	Jalisco	.301	122	386	78	116	19	2	23	87	6	6	10	107	55
1966	El Paso	.268	18	56	6	15	2	0	3	12	0	0	0	7	14
1967	Jalisco	.316	131	434	124	137	18	4	41	112	11	1	20	94	60
1967	Seattle*	.222	13	36	3	8	1	0	2	4	0	0	0	2	12
1968	Baltimore	.202	79	183	19	37	8	1	7	23	0	0	1	19	51
1969	Baltimore	.244	105	295	36	72	5	0	12	38	0	1	2	39	44
1970	Baltimore	.242	106	322	32	78	9	0	12	41	1	0	4	33	44
1971	Baltimore	.250	101	316	33	79	14	1	9	42	0	0	2	39	38
1972	Baltimore	.155	33	84	6	13	4	0	0	4	0	1	0	12	19
1972	Chicago (N)*	.116	17	43	7	5	1	0	2	6	0	1	0	13	8
1973	Baltimore	.178	41	101	9	18	5	1	3	15	0	0	1	10	22
1974	Baltimore	.208	66	159	18	33	8	2	3	8	0	0	1	17	25
1975	Baltimore	.215	85	223	32	48	8	2	8	38	0	1	1	34	40
1976	Balto.-N.Y.†	.174	54	132	8	23	2	0	4	9	0	1	0	10	23
1977	New York (A)	.273	10	11	1	3	1	0	1	3	0	0	0	0	2
1977	Syracuse‡	.281	56	135	30	38	9	0	11	37	0	0	4	21	16
1978	Baltimore	.333	13	18	4	6	1	0	1	1	0	0	0	3	3

Amer. League Totals	.222	693	1844	198	410	65	7	60	213	1	4	12	217	311
Nat. League Totals	.116	17	43	7	5	1	0	2	6	0	1	0	13	8

Major League Totals	.220	710	1887	205	415	66	7	62	219	1	5	12	230	319
---------------------	------	-----	------	-----	-----	----	---	----	-----	---	---	----	-----	-----

\*Contract selected for \$25,000 in major league draft from Seattle roster (Angels) on 11/28/67 . . . sent to Chicago Cubs on 8/18/72 in straight waiver deal for outfielder Tommy Davis . . . reacquired from Cubs on 10/30/72 in exchange for catcher Francisco Estrada.

†Traded to New York on 6/15/76 along with pitchers Ken Holtzman, Doyle Alexander, Grant Jackson, and Jimmy Freeman (assigned from Rochester to Syracuse) in deal for pitchers Tippy Martinez, Rudy May, Dave Pagan, and Scott McGregor (assigned from Syracuse to Rochester) and catcher Rick Dempsey.

‡Agreed to terms with Baltimore as free agent in Nov. '77.

## Championship Series Record

Year	Club	Pct.	G	AB	R	H	2B	3B	HR	RBI	SB	CS	HP	BB	SO
1969	Baltimore	.250	3	8	2	2	2	0	0	3	0	0	0	1	2
1970	Baltimore	.400	1	5	2	2	0	0	0	0	0	0	0	0	1
1971	Baltimore	.500	2	4	1	2	0	0	1	2	0	0	0	1	1
1974	Baltimore	.167	3	6	1	1	0	0	0	0	0	0	0	1	3
1976	New York	1.000	1	1	0	1	0	0	0	0	0	0	0	0	0
Totals		.333	10	24	6	8	2	0	1	5	0	0	0	3	7

86

## World Series Record

Year	Club	Pct.	G	AB	R	H	2B	3B	HR	RBI	SB	CS	HP	BB	SO
1969	Baltimore	.100	3	10	1	1	0	0	0	0	0	0	0	1	0
1970	Baltimore	.364	3	11	1	4	1	0	1	4	0	0	0	1	2
1971	Baltimore	.263	6	19	3	5	1	0	0	1	0	0	1	3	3
1976	New York	.000	2	2	0	0	0	0	0	0	0	0	0	0	0
Totals		.238	14	42	5	10	2	0	1	5	0	0	1	5	5

**1978:** Ellie started the season as a coach after having rejoined the O's in Nov. '77, following a year and a half in the Yankees' organization.

He was activated to player status (and continued to serve as bullpen coach) on May 18, replacing Gary Roenicke, who was optioned to Rochester, and remained on the player roster for the rest of the season.

He appeared in only 13 games, but that was enough to qualify as the answer to the trivia question that asks, "Who led the club in both hitting and pitching era in '78?" . . . The 38-year-old catcher-coach and pinch-hitter batted .333 (6-for-18) and compiled a 0.00 era when he turned pitcher for one night . . . That was on June 26, in Toronto, when the O's absorbed a 24-10 drubbing at the hands of the Blue Jays . . . Ellie pitched 2.1 innings, allowed no runs, one hit, and one walk and put an end to the slaughter . . . To be perfectly honest, Ellie only tied for the club era lead because Dave Ford came up in September and pitched 15 scoreless innings.

His one home run was a blast off Oakland's Dave Heaverlo on Aug. 23 . . . He started three games (went 4-for-10), was 1-for-6 as a pinch-hitter, and was 1-for-1 in his only game as a dh (the home run off Heaverlo).

**Career:** Ellie is now in his 20th year in pro ball (not including '61 when he was out of organized baseball).

**Yankees '76-'77:** Spent '77 season shuttling between New York and Syracuse. Started with the Yankees in April and appeared in four games before being optioned to Syracuse on Apr. 26 . . . Recalled to New York, June 8, but returned to Syracuse, June 21, without having appeared in a game with the Yankees in that 13-day stretch. Recalled again Aug. 30, and appeared in six games the rest of the way . . . Was not on the list of Yankees' eligibles for post-season play.

In '76, Ellie played in 26 games with the Yankees after the June 15 trade from Baltimore and batted .210 (12-for-57) . . . Hit two home runs in his first four games in a Yankee uniform . . . Had a pinch-hit single in the fourth game of the '76 ALCS vs. K.C. . . Went 0-for-2 as a pinch-hitter in the four-game loss to the Reds in the world series.

**Orioles:** Spent all but six weeks with the O's from the start of the '68 season until June 15, '76 . . . Was traded to the Cubs for Tommy Davis on Aug. 18, '72, but was reacquired by the O's after the season ended.

Played in more than 100 games in each of the Orioles' three pennant-winning seasons of '69-'70-'71 . . . More or less platooned the Birds' catching assignment with Andy Etchebarren from '68 thru '71.

Missed part of '72 season with the O's because of sore right shoulder and numbness in right hand caused by calcium deposit at base of neck . . . Suffered dislocated left ankle sliding in a game at Cleveland in early Sep. '73 . . . Missed last three weeks of the season as well as post-season playoff.

Was leading hitter for Orioles on '71 Japan tour . . . Batted .400 (16-for-40) . . . Earl Weaver and Frank Lane were instrumental in convincing O's to draft him from Angels' Seattle affiliate (PCL) in late '67 . . . Ellie had played for Weaver in Puerto Rico previously, and Lane had scouted him in Mexico.

Has hit two grand slams for the Birds, both in Memorial Stadium, July 20, '70, off Chicago's Barry Moore and Aug. 18, '75, off the Twins' Dave Goltz.

Nearly always caught when Mike Cuellar was pitching for O's.

**ALCS/WS:** Has a .273 average (18-for-66) in 23 post-season games, including a .333 average in four ALCS, totaling 10 games (including a one-for-one as a pinch-hitter for the Yankees vs. K.C. in '76) . . . Was not on active list for '77 ALCS or WS.

**'70 World Series:** Hit .364 (4-for-11) against the Reds with a home run and double . . . Homered off Gary Nolan in game one at Cincinnati to tie the score at 3-3 in the 5th; and, O's, who had trailed 3-0, went on to win, 4-3, on Brooks' 7th-inning homer.

87

## ELROD JEROME HENDRICKS (Cont.)

One inning after his game-tying homer, Ellie was embroiled in the famous Hendricks-Carbo-Burkhardt incident . . . The Reds had Bernie Carbo, representing the lead run, on third, another runner on first, and just one out (Brooks had retired Lee May leading off the inning on a sensational play) . . . Pinch-hitter Ty Cline then chopped a high bouncer in front of the plate. As Ellie went out and grabbed it, Carbo was headed home. Ellie dove and tagged Carbo a few feet up the line and umpire Ken Burkhardt, who had been spun around by the runners as they converged (so that his back was to the play), called Carbo out . . . Films later revealed that Ellie had tagged Carbo with one hand while holding the ball in the other and that Carbo had missed the plate.

**Puerto Rico:** Played for Santurce in the Puerto Rican Winter League for many years (did not play last winter) . . . Has 112 home runs in that competition to rank second on the all-time list to former St. Louis Browns' outfielder Willard Brown (120).

**Minors:** Enjoyed his best minor league seasons in Jalisco in the Mexican League (AAA) where he hit 109 homers in four years and was known as the "Babe Ruth of Mexico" . . . In his last season there ('67), he led the league in homers (41) and was second in rbi (112).

Started his career in the Milwaukee Braves' organization ('59-'60), then spent two years at Winnipeg in the Cardinals' system ('62-'63) before going to Mexico.

**Personal:** One of the most popular players ever to wear an Orioles' uniform . . . Speaks fluent Spanish . . . Plays the flute . . . He and his wife, Merle, were married Jan. 14, '70, and are the parents of two sons: Ryan (8/3/72) and Ian Christopher (11/28/76).

## EDWIN (EDDIE) PAUL HOOK


**Born:** Jan. 17, '60; 6'2"; 185; Bats, L-R; Throws, R; Position: P.

**Birthplace/Residence:** Born in Santa Monica, Cal., but grew up and still lives in San Diego area.

**Contract Status:** Signed for '79.

**Roster:** Miami.

**Signed Originally with:** Baltimore.



Year	Club	ERA	W	L	SVS	G	GS	CG	SHO	IP	H	R	ER	BB	SO
1978	Bluefield*	4.44	4	3	0	11	11	4	0	71	78	42	35	31	31

\*Orioles' 3rd selection (2nd round) in June '78 free agent draft (regular phase) . . . Signed on June 14, '78.

**Pitches:** Fastball, knuckle curve, and curve.

**1978:** Signed by Buck Elliott . . . Pitched for O's Florida Instructional League club in the fall and put together a 2.65 era in nine games (was 1-2 and gave up only 26 hits in 34 innings) in faster competition.

**Amateur Background:** Played baseball, football, and soccer at Pt. Loma High School (graduated '78) . . . Was an all-league choice in both soccer and baseball . . . Was most valuable offensive player on soccer team.

Pitched sparingly (39 innings) senior year because of arm trouble, but was a catcher when not on the mound . . . Played a variety of other positions in other years . . . Played Little League and Babe Ruth baseball . . . Was a Babe Ruth all-American.

**Personal:** An accomplished surfer . . . Single.

### 100 WINS

The Orioles won more than 100 games in each of three straight seasons—'69 (109), '70 (108) and '71 (101). Only two other clubs have achieved this feat in the history of major league baseball: the '29-'30-'31 Philadelphia A's (104-102-107) and the '42-'43-'44 St. Louis Cardinals (106-105-105).

## DAVID (DAVE) BLAIN HUPPERT

**Born:** Apr. 1, '57; 6'1"; 200; Bats, R; Throws, R; Position: C.

**Birthplace/Residence:** Born in Southgate, Cal. (southeast of L.A.), but grew up and still lives in Buena Park (near Anaheim).

**Contract Status:**

**Roster:** Charlotte.

**Signed Originally with:** Baltimore.



Year	Club	Pct.	G	AB	R	H	2B	3B	HR	RBI	SB	CS	HP	BB	SO
1977	Bluefield*	.232	51	125	21	29	4	0	6	12	1	5	2	23	31
1978	Miami	.228	47	184	28	42	5	2	2	15	2	3	2	34	40
1978	Charlotte	.238	24	63	9	15	1	0	0	4	0	0	2	14	11

**Professional Totals** .231 122 372 58 86 10 2 8 31 3 8 6 71 82

\*Signed by Orioles' organization as undrafted free agent on May 22, '77.

**1978:** Dave was promoted from Miami (A) to Charlotte (AA) because of advanced catching skills on June 28. A month later (on July 30) he was sidelined for the season with a fractured right wrist, after being hit with a pitched ball in a game against the Orlando Twins.

He recovered in time to play for the Orioles' Florida Instructional League team in the fall (appeared in 26 games).

He has a very strong throwing arm and his hitting has improved rapidly during the past year.

**Pro Career:** Was scouted and recommended by Bob Zuk and Buck Elliott, and was signed by Elliott . . . Though he was never drafted, the Orioles were only one of seven big league clubs trying to sign him in the spring of '77 . . . Hit a grand slam at Bluefield in his first pro season.

**Amateur Background:** Attended Golden West College (Huntington Beach, Cal.) in '77 . . . His team won Southern California Conference championship, and he was the conference "mvp" . . . He batted .467, threw out 38 of 48 runners attempting to steal, and had a 20-game batting streak . . . He was also all-Southern California Junior College and a J.C. all-American.

He played at Cypress College (Cypress, Cal.) in '76, batted .436, was team "mvp" and second team all-conference.

Dave lettered in baseball (two), football (two), and basketball (one) at Kennedy High School (graduated '75) . . . He was captain of the baseball team, was "lineman of the year" in football and was voted the school's "athlete of the year" as a senior.

Played Little League and Babe Ruth baseball.

**Personal:** Hobbies-fishing and coaching Little League baseball . . . Single.

## HAROLD PATRICK (PAT) KELLY

**Born:** July 30, '44; 6'1"; 194; Bats, L; Throws, L; Position: OF.

**Birthplace/Residence:** Born and raised in Philadelphia, Pa. . . Maintains a residence during off-season in Baltimore.

**Contract Status:** Signed a two-year contract on Oct. 31, '78 extending thru '80 season.

**Tenure:** Nine years, 154 days.

**Signed Originally with:** Minnesota.





## HAROLD PATRICK (PAT) KELLY (Cont.)

Year	Club	Pct.	G	AB	R	H	2B	3B	HR	RBI	SB	CS	HP	BB	SO
1963	Erie	.283	69	247	50	70	10	4	4	30	2	1	1	35	44
1963	Orlando	.242	49	157	27	38	6	3	0	26	8	4	1	40	25
1964	Wilson	.245	18	49	8	12	3	2	0	8	1	0	0	11	7
1964	Wisc. Rapids	.357	104	387	79	138	26	5	16	70	15	2	1	72	70
1965	Wilson	.283	144	488	101	138	16	9	4	52	27	5	1	119	101
1966	Charlotte	.321	113	392	74	126	23	6	3	55	52	8	0	78	77
1967	Denver	.286	65	245	42	70	3	2	0	15	19	5	0	27	43
1967	Minnesota	.000	8	1	1	0	0	0	0	0	0	0	0	0	1
1968	Denver	.306	108	396	70	121	21	4	3	31	38	4	2	57	53
1968	Minnesota	.114	12	35	2	4	2	0	1	2	0	2	1	3	10
1969	Kansas City	.264	112	417	61	110	20	4	8	32	40	13	5	49	70
1970	Kansas City	.235	136	452	56	106	16	1	6	38	34	16	2	76	105
1971	Tucson	.355	75	301	71	107	18	7	6	43	15	4	2	48	41
1971	Chicago	.291	67	213	32	62	6	3	3	22	14	9	1	36	29
1972	Chicago	.261	119	402	57	105	14	7	5	24	32	9	4	55	69
1973	Chicago	.280	144	550	77	154	24	5	1	44	22	15	2	65	91
1974	Chicago	.281	122	424	60	119	16	3	4	21	18	11	2	46	58
1975	Chicago	.274	133	471	73	129	21	7	9	45	18	10	2	58	69
1976	Chicago*	.254	107	311	42	79	20	3	5	34	15	7	3	45	45
1977	Baltimore	.256	120	360	50	92	13	0	10	49	25	7	4	53	75
1978	Baltimore	.274	100	274	38	75	12	1	11	40	10	8	2	34	58

Major League Totals .265 3910 549 164 34 63 351 228 107 28 520 680  
1180 1035

\*Acquired from Chicago White Sox in deal for catcher Dave Duncan on 11/18/76.

**10-Year Man:** Pat will become a ten-year man officially on Apr. 23.

**1978:** Though he hit for a higher average before the all-star break than after for the ninth time in 10 big league seasons, Pat was far more productive in the second half . . . He set a personal career high in '78 with 11 home runs, all of them after the all-star game.

**Before and After:** Pat batted .282 (33-for-117) but had no home runs and only 15 rbi in 47 games before the all-star game . . . Afterward he batted .268 (42-for-157), hit 11 homers, and drove in 25 runs in 53 games.

**Lifetime:** Pat has batted .285 (605-for-2121) before and .240 (430-for-1789) after . . . The only time he hit for a higher average prior to the break was '74 when he batted .279 before and .284 after.

**Homers:** Has hit 21 of his 63 big league homers in two seasons with the O's . . . Hit his first '78 home run in his first game after the break (July 15) off the Rangers' Doyle Alexander . . . Had two two-homer games: on Aug. 16 at Seattle (both off Byron McLaughlin) and on Oct. 1 at Detroit (the last day of the season—both off Dave Rozema). Now has three two-homer games lifetime, all with the O's (first was on May 1, '77 vs. Cal. at Bal.) . . . Has hit 13 of his 21 Orioles' homers at Memorial Stadium.

**Career:** Beginning his 17th year in professional baseball . . . Signed originally with the Twins in '63.

**Grand Slams:** Has hit three bases-loaded home runs in the majors including two for the O's in '77: vs. Seattle (Dick Pole) in Baltimore, May 8, and vs. California (Nolan Ryan) in Baltimore, Aug. 29 . . . His first was with the White Sox at Comiskey Park off the Brewers' Bill Travers on July 19, '75.

**Orioles-'77:** Had a 19-game hitting streak in May, the longest of the year in the American League . . . Hit five home runs in a six-game period from May 1 thru 8 and batted .356 (32-for-90) that month . . . Set career highs in rbi (49) and homers (10), but broke the home run mark in '78 . . . Won three games for the O's at home with "sudden death" rbi . . . Led the O's in steals (25).

**Stolen Bases:** Averaged 24 steals over eight seasons ('70 thru '77) before falling to 10 in '78 . . . Led his club in steals for five of six years (from '72 thru '77).

**Vs. Opponents:** Has a lifetime .325 average vs. K.C. Royals (83-for-255), but the Royals are the only club against which he has not hit a home run . . . Has enjoyed his greatest overall success against the Brewers . . . He's batting .313 lifetime (125-for-399), has hit 12 home runs (high), and driven in 53 runs (high).

**Twins:** Made his big league debut with Twins, Sep. 6, '67 vs. Cle. and also played briefly for them in '68.

**Royals:** Was K.C.'s fourth pick in expansion draft of Oct. '68 . . . As a major league rookie in '69, he stole 40 bases including four in one game vs. the Yankees on May 30.

**White Sox:** Was traded by Royals to Chisox, Oct. 13, '70, with pitcher Don Riley, for first baseman Gail Hopkins and first baseman-

outfielder John Matias . . . Until '77, his most productive big league year had been with the Sox in '74 when he hit nine homers and drove in 45 runs.

**Minors:** Selected to Southern League all-star team in '66 while playing at Charlotte, then a Minnesota farm club . . . Stole 38 bases in 42 attempts at Denver in '68 while playing for Billy Martin.

**Amateur Background:** Went to Morgan State for one year and was regarded by Coach Earl Banks (now A.D. at M.S.U.) as an excellent quarterback prospect, but Pat signed with the Twins after freshman year.

Played baseball, football, and basketball at Simon Gratz High School in Philadelphia . . . Was "all-public" in both baseball and football, and won the Cliveden Award his senior year as the best prep athlete in Philadelphia.

**Personal:** Pat is very active in the Baseball Chapel Program . . . He is a younger brother of LeRoy Kelly, former standout running back for the Cleveland Browns, Oakland Raiders, and Chicago Fire, and a two-time NFL rushing leader . . . Also has two other brothers who are excellent athletes.

Pat and one-time Senators' catcher Paul Casanova formerly owned and operated a Caracas, Venezuela nightclub known as "Discooteca La Pelota" (Baseball Discotheque).

He and the former Phyllis Elaine Jones of Oberlin, Ohio, were married on Feb. 10, '79. The marriage ceremony was performed by Phyllis' father, the Rev. Howard O. Jones, and Lee May was an usher in the wedding . . . Phyllis' sister, Gail, married Indians' first baseman Andre Thornton in Nov. '78.

## KEVIN CURTIS KENNEDY


Born: Sep. 26, '54; 6'2"; 195; Bats, R; Throws, R; Position: C.

**Birthplace/Residence:** Born in Los Angeles, Cal. . . . Grew up in nearby Woodland Hills and now lives in Tarzana (also in L.A. area).

**Contract Status:**

**Tenure:** None.

**Signed Originally with:** Baltimore.



Year	Club	Pct.	G	AB	R	H	2B	3B	HR	RBI	SB	CS	HP	BB	SO
1976	Bluefield*	.272	21	81	9	22	4	0	1	10	1	0	0	10	9
1976	Charlotte	.220	40	123	21	27	4	0	0	5	2	1	5	18	19
1977	Charlotte	.252	36	115	12	29	7	0	0	14	0	0	0	11	18
1977	Rochester	.279	14	43	2	12	2	0	0	3	0	0	1	0	4
1978	Rochester	.254	123	410	46	104	17	2	4	58	3	4	3	41	67

Professional Totals .251 234 772 90 194 34 2 5 90 6 5 9 80 117

\*Orioles' eighth selection in the regular phase of the June, 1976, free agent draft . . . Signed by Ray Poitevint on 6/17/76.

**1978:** Played in 123 games, more than his total for the first two years of his pro career (111) . . . Played for the International League all-stars against the Texas Rangers at Columbus on Aug. 7, and went 1-for-2 . . . Jumped off to a quick start and was batting over .300 after 19 games (thru May 11) . . . Hit four homers . . . Had only one in his previous two seasons . . . Set a personal high with 58 rbi.

Was among the league's leading catchers in assists (53) and nailed 32 of 73 runners attempting to steal (.444).

**Career:** Jumped all the way from rookie league to AAA in a season and a half (signed with Bluefield in June '77, and was promoted to Rochester in July '78) because of advanced catching skills.

**Amateur Background:** Graduated from San Diego State University in '76 . . . Played three varsity baseball seasons there and was named all-league (Pacific Coast Athletic Association) both junior and senior years . . . Won league batting title (.416) as a junior and was second senior year (.409) (including league games only) . . . Overall, he batted .343 and .342, respectively, in those two seasons.

## KEVIN CURTIS KENNEDY (Cont.)

Graduated from William Howard Taft High School (Woodland Hills) in '72 . . . Won three letters each in baseball and basketball . . . Was both team captain and "mvp" twice . . . Was second team all-L.A. City in '72.

Played Little League, Babe Ruth, and American Legion baseball.

Personal: Of French-Polynesian and Irish descent . . . Still working toward a degree in accounting at San Diego State . . . Single.

## JOSEPH (JOE) THOMAS KERRIGAN


Born: Jan. 30, '54; 6'5"; 216; Bats, R; Throws, R; Position: P.

Birthplace/Residence: Born, raised and still lives in Philadelphia, Pa.

Contract Status: Signed for '79.

Tenure: Two years, 89 days.

Signed Originally with: Montreal.



Year	Club	ERA	W	L	SVS	G	GS	CG	SHO	IP	H	R	ER	BB	SO
1974	Kinston	4.64	4	10	4	36	14	0	0	128	166	97	66	52	83
1975	W.P. Beach	2.74	0	2	3	22	0	0	0	23	24	7	7	11	24
1975	Quebec	0.68	6	2	4	27	0	0	0	53	38	11	4	15	28
1976	Quebec	2.40	1	1	4	8	0	0	0	15	9	5	4	5	6
1976	Denver	3.38	2	0	1	22	0	0	0	32	26	13	12	12	13
1976	Montreal	3.79	2	6	1	38	0	0	0	57	63	27	24	23	22
1977	Montreal*	3.24	3	5	11	66	0	0	0	89	80	37	32	33	43
1978	Baltimore	4.75	3	1	3	26	2	0	0	72	75	44	38	36	41
Amer. League Totals		4.75	3	1	3	26	2	0	0	72	75	44	38	36	41
Nat. League Totals		3.45	5	11	12	104	0	0	0	146	143	64	56	56	65

Major League Totals 3.88 8 12 15 130 2 0 0 218 218 108 94 92 106

\*Acquired from Montreal Expos with pitcher Don Stanhouse and outfielder Gary Roenicke in deal for pitchers Rudy May, Randy Miller, and Bryn Smith (assigned from Rochester to Denver) on 12/8/77.

Pitches: Fastball, slider, and forkball.

1978: Thru the month of June, Joe had appeared in only 11 games, had neither a decision nor a save, and his era was 7.76 (29 ip, 37 h, 25 er) . . . From then on he was 3-1 with three saves and a 2.74 era (42.2 ip, 38 h, 13 er) over a spread of 15 appearances, including two starts.

Starts: On July 16, after having relieved in all 119 of his major league mound appearances, Joe made his first start (replaced Nellie Briles who was sidelined with a leg injury) . . . That day, vs. Texas at home, he worked seven innings and gave up only four hits and one run . . . The O's won, but Don Stanhouse picked up the victory, 2-1, in 12 innings . . . Joe had not started a game at any level since '74, his first pro season, at Kinston in the Carolina League.

On July 25, at Texas, he was again tapped for a start and, though not as effective, earned a 7-6 win with relief help from Tippy Martinez . . . In that game Joe went 5.1 innings and yielded 10 hits plus six runs.

Hot Stretches: After his second and last start on July 25, he relieved in eight more games and gave up only four runs (all earned) in 15.2 innings (2.30 era). After June, exclusively in relief (disregarding the two starts), he appeared in 13 games, pitched 30.1 innings, gave up 24 hits and only six earned runs (1.78 era).

Had a string of 15.2 straight scoreless innings snapped when he gave up the only run in his first start on July 16 . . . When he came out after seven, he had yielded only one run in 19.1 innings.

Odds and Ends: Picked up his first American League win on July 5 against Toronto . . . Lost for the first and only time on Sep. 11 vs. Boston . . . Saved wins for Stanhouse, Mike Flanagan, and Sammy Stewart.

## JOSEPH (JOE) THOMAS KERRIGAN (Cont.)

During the early season he once went 24 days between appearances (between May 27 and June 17) . . . He also had a stretch of 17 idle days in a row in Sep. (between 11th and 29th).

Winter Ball: Pitched for Caguas in the Puerto Rican League (under Jim Davenport) during the off-season.

Career: Was selected by the Expos in first round of Jan. '74 free agent draft and was signed by Tom Giordano (then a Montreal scout, but now the Orioles' scouting director) and Hal Lefcourt on Jan. 14, '74.

Expos '76-'77: Made his major league debut on July 9, '76 against Houston after being recalled from Denver . . . Despite missing half of the N.L. season, he finished second on the staff in games with 38.

Joe earned his first two big league wins (and only ones that year) on Sep. 8, '76, in St. Louis, winning both ends of a doubleheader vs. the Cardinals.

In '77, he led the Montreal staff in saves (11) and was second to Will McEnaney in appearances (66 to 69) . . . Has stretches of seven straight and six straight scoreless appearances that season.

His career record vs. N.L. opponents: Atl. (0-0-2), Chi. (1-3-0), Cin. (0-1-1), Hou. (0-0-1), L.A. (0-0-1), N.Y. (0-2-2), Phi. (1-1-1), Pit. (0-2-1), St. L. (2-1-1), S.D. (1-1-2), S.F. (0-0-0).

Amateur Background: Was an outstanding athlete at Father Judge High School in Philadelphia and later attended Temple University for two years on a baseball and basketball scholarship.

Pitched for Baltimore's Johnny's-Leone's National Sandlot Championship Team (AAABA) in '73 . . . In the AAABA tournament at Johnstown, Pa., that year, he did not allow an earned run and yielded just two hits in 14 innings while striking out 14. Commuted 200 miles round trip twice a week to pitch for "Johnny's" . . . He was one of seven, including Paul Hartzell, who went on to play pro ball from that club . . . Johnny's has produced some 25 major leaguers over the years, among them Reggie Jackson, Al Kaline, and Jim Spencer.

Personal: Joe's older brother, Tom, caught for several years in the Phillies' system . . . Another brother, Ed, umpires in high school and collegiate circles in the Greater Philadelphia area . . . Hobby: collecting baseball memorabilia.

Joe and his wife, Lynn, were married Mar. 8, '75 . . . They have one son, Joseph, born 11/1/76 . . . Lynn writes short story mysteries and has had several published.

## WAYNE RICHARD (CHICK) KRENCHICKI


Born: Sep. 17, '54; 6'1"; 175; Bats, L; Throws, R; Pos.: 2B-3B-SS.

Birthplace/Residence: Born, raised and still lives in Trenton, N.J.

Contract Status:

Tenure: None.

Signed Originally with: Baltimore.



Year	Club	Pct.	G	AB	R	H	2B	3B	HR	RBI	SB	CS	HP	BB	SO
1976	Miami*	.237	133	459	38	109	14	1	0	35	25	11	0	36	46
1977	Charlotte	.275	131	510	69	140	17	9	3	42	23	8	0	50	62
1978	Rochester	.296	140	520	93	154	26	1	12	71	17	8	0	79	40

Professional Totals .271 404 1489 200 403 57 11 15 148 65 27 0 165 148

\*Orioles' first selection in secondary phase of the January, 1976, free agent draft . . . Signed on 1/10/76.

1978: Wayne was chosen Red Wings' "player of the year" by writers and broadcasters, and was also picked on the National Association/Topps AAA team at second base . . . He was not named to the International League (post-season) all-star team, however.

## WAYNE RICHARD (CHICK) KRECHICKI (Cont.)

Led the International League in games (140, played every game) and runs (93), and paced the Wings in at bats (520), hits (154), total bases (218), doubles (26), rbi (71) and walks (79), and was second to Kim Allen in steals (17).

Displayed amazing versatility on the infield . . . Played second base (50 games), third base (56 games), and shortstop (48 games) . . . Played most of his games at short while Jim Smith was out with a broken finger.

Went 1-for-2 for the I.L. all-stars against the Texas Rangers at Columbus on Aug. 7 . . . His .296 average was the highest in his three pro seasons . . . Had nearly twice as many walks as strikeouts (79 to 40).

Played for Estrellas in the Dominican Republic winter league.

**Pro Career:** Was first drafted by the Phillies in '72, but chose to attend the University of Miami . . . Was signed for the O's by John Stokoe after playing three varsity seasons.

Has excellent instincts as base-runner and fielder . . . Good bunter . . . Despite average speed, has stolen 65 bases in 92 attempts (.660 percentage).

**Charlotte-'77:** Was a shortstop as an amateur and in his first season of pro ball, but converted to second base at the Orioles' urging during the fall of '76 (Florida Instructional League) . . . In '77, at Charlotte, he and shortstop Jim Smith were instrumental in the Charlotte club's setting a Southern League record for double plays (182), surpassing the old mark of 165 . . . Alan Trammell (ss) and Lou Whitaker (2b), both now with the Tigers, were another S.L. keystone combination that year.

Wayne was voted to the S.L. all-star team as the utility infielder (Whitaker got the nod at second) . . . Teammates Mark Corey and Tom Chism were also named . . . Played in the league all-star game vs. the Atlanta Braves.

Was batting .310 on July 15, then went into a slump and finished at .275.

**Miami Oriented:** Wayne has played a lot of baseball in Miami . . . He played three years at the university, a season with the Miami Orioles, and is now in his fourth spring training with the Baltimore organization, all of them spent at Biscayne College and/or Miami Stadium.

**Amateur Background:** Compiled a .316 three-year average for Ron Fraser's University of Miami Hurricanes (signed with O's before senior season) . . . Hit .301, .290, and .355 ('75), respectively . . . Set a number of school records including: most hits (204) and most runs (145) career, plus seasonal marks for most doubles (17), total bases (117), and longest hitting streak (14 games).

Was second team all-American junior year ('75) . . . Led Miami with 50 rbi in 62 games as a sophomore in '74, the year Miami finished second to the University of Southern California in the college world series . . . Wayne played against Rich Daver in that tournament.

During the summer of '75, while playing for the Boulder, Colo. Collegians in the prestigious National Baseball Congress (NBC) tournament, he produced a three-run, ninth-inning homer in the final game that enabled Boulder to win the title.

In '73, Wayne batted .394 in 11-nation world amateur tournament held in Managua, Nicaragua, to help U.S. to perfect 11-0 record (Ron Fraser was the U.S. coach) . . . It was this country's first championship ever in that tournament . . . Also played on U.S. Pan-American games team that won a silver medal in '75 . . . Seven players on that team have since played in the majors.


Played baseball, soccer, and basketball at Ewing High School (graduated '72) . . . Won first team all-state and all-American recognition as a senior . . . School was second in state baseball tournament and basketball team compiled a 24-1 record.

Participated in Little League, Babe Ruth, and American Legion baseball . . . In '70, he was a member of an all-star team that captured the Babe Ruth world championship in California . . . Hit .409 in that tournament . . . His '73 legion team won New Jersey state title.

**Personal:** Of Polish descent . . . Wayne's brother, Tom, was a shortstop for one year in the Dodgers' system before hurting his arm ('68 at Ogden, Utah) and played with Steve Garvey, Bill Russell, Bill Buckner, and Bobby Valentine that year . . . Single.

## CARLOS ANTONIO LOPEZ

Born: Sep. 27, '50; 6'1"; 190; Bats, R; Throws, R; Position: OF.



**Birthplace/Residence:** Born, raised and still lives in Mazatlan, Sinaloa, Mexico.

**Contract Status:** Signed thru '79.

**Tenure:** Two years, 20 days.

**Signed Originally with:** California.

Year	Club	Pct.	G	AB	R	H	2B	3B	HR	RBI	SB	CS	HP	BB	SO
1969	Aguascalientes	.268	116	471	75	126	15	5	1	39	18	4	3	40	60
1969	Mexico Tigers	.250	4	4	1	1	0	0	0	1	0	0	0	0	2
1970	Tabasco	.284	79	296	29	84	6	0	1	13	13	8	4	16	46
1971	Aguascalientes	.359	67	245	52	88	18	3	4	41	6	2	3	30	14
1971	Ensenada	.336	77	304	53	102	11	4	4	37	16	0	4	18	22
1972	Puebla	.237	92	169	29	40	5	1	1	13	12	3	0	10	22
1973	M. Tig.-Sabinas	.280	75	218	39	61	11	0	3	21	5	5	1	17	35
1974	El Paso	.295	128	461	73	136	21	7	14	75	19	8	2	38	89
1975	El Paso	.327	112	428	77	140	22	10	9	78	11	16	3	30	67
1975	Salt Lake City	.250	15	48	3	12	2	0	1	5	2	1	1	1	11
1976	Salt Lake City	.350	123	448	95	157	19	12	9	88	30	16	2	36	49
1976	California	.000	9	10	1	0	0	0	0	0	2	0	0	2	3
1977	Seattle*	.283	99	297	39	84	18	1	8	34	16	4	3	14	61
1978	Baltimore	.238	129	193	21	46	6	0	4	20	5	7	1	9	34

Major League Totals .260 237 500 61 130 24 1 12 54 23 11 4 25 98

\*Acquired from Seattle on December 7, 1977, along with pitcher Tommy Moore (assigned to Rochester) in deal for pitcher Mike Parrott.

**1978:** Carlos saw action in 129 games as pinch-runner, pinch-hitter, designated hitter, center and right fielder . . . He started 46 games primarily vs. lefthanded pitching, but also appeared in 51 games in which he did not come to the plate.

He batted .295 (18-for-61) over the last two months of the year to raise his average from .212 at the end of July to a final .238 . . . Went 1-for-14 as a pinch-hitter . . . Drove in the winning run vs. Boston on Sep. 5 with a 7th-inning single, breaking a 1-1 tie . . . Hit his third homer on May 29, then didn't get number four until Sep. 2 (more than three months later) . . . Had seven assists from the outfield.

Enjoyed his biggest moments on Sep. 1 and 2 vs. Chicago at home . . . Went 5-for-7 in the two games with a home run and three rbi.

**Career:** Spent his first five pro seasons with the Mexico City Tigers' organization. The California Angels then purchased his contract in '73.

**Seattle '77:** Was Seattle's 14th selection in the expansion draft of Nov. 5, '76 (from Cal.) . . . He led Mariners' regulars in batting (.283) and was second in steals (16-for-20) . . . Did not bounce into a double play in 297 at bats . . . His string of 307 straight at bats without a gdp, including 10 trips for the Angels in '76, was to come to an abrupt halt in his very first plate appearance for the Orioles opening day '78.

Recorded 11 assists in only 90 games in the outfield. Maintained a .300 average until June 17, then skidded gradually to .259 by Aug. 22 . . . At that point, he recovered and embarked on a nine-game hitting streak that brought him up to .283 on Sep. 3, the day he injured a knee and chipped a bone in his right wrist diving for a ball in the outfield at Toronto . . . He did not play again the rest of the season.

Hit two of his eight homers against the Orioles (both off Rudy May) . . . Hit two in one game at Texas on May 30, '77 (off Gaylord Perry and Steve Hargan) . . . His first in the majors was a blast off Boston's Tom Murphy at Fenway on May 2.

**Big League Debut:** Went 0-for-10 for the Angels after being recalled from Salt Lake City on Sep. 14, '76.

**Minors:** Was selected to the Topps/National Association AA and AAA teams in '75 and '76, respectively . . . Ranked fourth in the Pacific Coast League in '76 with .350 average. He stole 30 bases, hit 12 triples, and drove in 88 runs that year.

In '76, he led the Texas League in triples (10) and was fifth in batting (.327) . . . He batted .295 in the Texas League in '74, his first season in the U.S.



## CARLOS ANTONIO LOPEZ (Cont.)

**Personal:** Attended Pitman Commercial Academy . . . Later served in Mexican Army . . . White Sox infielder Jorge Orta is also a Mazatlan native . . . Like Carlos, both Andres Mora and Ellie Hendricks spent much of their minor league careers in the Mexican League.

His father, Carlos, Sr., is in the concessions business in Mazatlan and has also moonlighted as a railroad switchman . . . Hobbies are fishing and billiards . . . Carlos and his wife, Sandra, were married Dec. 9, '73 . . . They have two sons, Carlos (9/29/74) and Jorge (11/7/78).

## JOHN LEE LOWENSTEIN


**Born:** Jan. 27, '47; 6'1"; 175; Bats, L; Throws, R; **Position:** OF-3B.

**Birthplace/Residence:** Born in Wolf Point, Mont. . . . Now lives in Las Vegas, Nev.

**Contract Status:** Signed four year contract in Oct. '78 effective '79 thru '82.

**Tenure:** Seven years, 161 days.

**Signed Originally with:** Cleveland.



Year	Club	Pct.	G	AB	R	H	2B	3B	HR	RBI	SB	CS	HP	BB	SO
1968	Waterbury	.000	3	2	0	0	0	0	0	0	0	0	0	1	1
1968	Reno	.328	48	164	22	53	8	2	7	38	8	3	1	22	42
1969	Reno	.284	26	67	7	19	4	2	1	11	5	1	1	11	13
1970	Wichita	.295	108	369	69	109	15	6	18	52	10	10	3	59	64
1970	Cleveland	.256	17	43	3	5	19	3	1	6	1	0	0	1	9
1971	Wichita	.320	37	125	27	40	8	0	8	24	4	3	2	24	30
1971	Cleveland	.186	58	140	15	26	5	0	4	9	1	5	0	16	28
1972	Cleveland	.212	68	151	16	32	8	1	6	21	2	4	0	20	43
1973	Cleveland	.292	98	305	42	89	16	1	6	40	5	3	0	40	23
1974	Cleveland	.242	140	508	65	123	14	2	8	48	36	17	2	53	85
1975	Cleveland	.242	91	265	37	64	5	1	12	33	15	10	0	28	28
1975	Cleveland	.205	93	229	33	47	8	2	2	14	11	8	0	25	35
1976	Cleveland	.242	81	149	24	36	6	1	4	12	1	8	0	21	29
1978	Texas*	.222	77	176	28	39	8	3	5	21	16	3	2	37	29

Major League Totals .238 723 1966 265 467 73 12 48 204 88 58 4 224 327  
\*Contract purchased by Baltimore from Texas for \$20,000 waiver price 11/27/78.

1978: John was traded to Texas from Cleveland on Feb. 28 with pitcher Tom Buskey for Willie Horton and David Clyde . . . Though listed as an outfielder, he played more games (25) at third base than in the outfield (16) . . . He and Kurt Bevacqua more or less platooned at third for the Rangers late in the season.

**Career:** John had never played a regular season game outside the Cleveland organization until he was traded to Texas last year, but the Indians did trade him to Toronto on Dec. 6, '76, with Rick Cerone in a deal for Rico Carty only to regain his services the following Mar. 29 in a straight trade with the Blue Jays for infielder Hector Torres.

Was Indians' number seven pick in the June '68 free agent draft (signed by former Oriole Bob Nieman, then a Cleveland scout).

**Cleveland:** Spent two partial seasons ('70 and '71) and six full campaigns with the Indians ('72 thru '77) . . . During that time he saw action at first, second, and third base as well as in the outfield.

His highest big league average was .292 (98 games) in '73, but his most productive season was '74 . . . That year he set career highs in games (140), at bats (508), runs (65), hits (123), rbi (48), walks (53), and stolen bases (36) . . . His 36 steals were the third highest total in the A.L. . . . In '75, he achieved his highest home run total (12) despite only 265 at bats.

Batted exactly .242 three times in a four-year span ('74, '75, and '77) . . . Scored from second on Buddy Bell's long fly ball vs. K.C. on May 21, '77 . . . Was unanimous pick as top player in Indians '71 spring training camp (by vote of writers and broadcasters) . . . Was hospitalized five days with a severe leg bruise following a collision with teammates Vada Pinson and Jack Heidemann in May '71.

**Minors:** Missed most of his second pro season because of a six-month tour of active duty with the U.S. Marine Corps . . . Was an all-star third baseman in the American Association in '70.

**Amateur Background:** Was second team NCAA college division all-American team choice in '68 as a shortstop while playing for the University of California at Riverside . . . Hit .393 that year . . . Led the California Collegiate League in batting with a .433 average in '66.

Was a shortstop at Norte Vista High in Riverside . . . Named to the all-California Interscholastic Federation (C.I.F.) Class A team . . . Played basketball and football.

Played in Little League and Babe Ruth programs . . . Once had 16 rbi in a Little League game and hit four homers, two with the bases loaded and two with two on.

**Personal:** Uses his leisure time well . . . Hobbies are golf, camping, hunting, wilderness hiking, fishing, skiing, racquetball, and tennis.

Holds a B.A. degree with a major in anthropology from U. of California Riverside.

John and his wife, the former Barbara Schlotfeldt, were married Feb. 11, '71.

## JOSE DENNIS MARTINEZ


**Born:** May 14, '55; 6'1"; 178; Bats, R; Throws, R; **Position:** P.

**Birthplace/Residence:** Born, raised and still lives in Granada, Nicaragua, but spent last winter in Baltimore before going to Puerto Rico to play winter ball.

**Contract Status:** Signed for '79 with options for '80 & '81.

**Tenure:** Two years, 26 days.

**Signed Originally with:** Baltimore.



Year	Club	ERA	W	L	SVS	G	GS	CG	SHO	IP	H	R	ER	BB	SO
1974	Miami*	2.06	15	6	0	25	25	10	4	179	124	48	41	53	162
1975	Miami	2.61	12	4	0	20	20	9	3	145	125	54	42	35	114
1975	Asheville	2.60	4	1	0	6	6	4	1	45	45	16	13	12	18
1975	Rochester	5.40	0	0	0	2	0	0	0	5	7	4	3	0	4
1976	Rochester	2.50	14	8	0	25	23	16	1	180	148	64	50	50	140
1976	Baltimore	2.57	1	2	0	4	2	1	0	28	23	8	8	8	18
1977	Baltimore	4.10	14	7	4	42	13	5	0	167	157	86	76	64	107
1978	Baltimore	3.52	16	11	0	40	38	15	2	276	257	121	108	93	142

Major League Totals	3.67	31	20	4	86	53	21	2	471	437	215	192	165	267
Professional Totals	2.99	76	39	4	127	60	11	164	1025	886	401	341	315	705

\*Signed 12/10/73 as undrafted free agent (Bluefield contract).

**Pitches:** Fastball, curve, slider, and change-up.

1978: Dennis was experiencing a very modest season until he turned things around in late July, and thereafter, for the last nine weeks of the season, he was among the very best in the American League.

Overall, Dennis tied Jim Palmer for third place in the league in starts (38), was sixth in innings (276), and ninth in strikeouts (142). He led A.L. pitchers in total chances (79) and assists (51).

**Slow Start:** Thru July 26, Dennis was 7-7 with a 5.13 era, had given up 170 hits in 145.2 innings, and had completed only three of 23 starts (in 25 appearances).

**Fast Finish:** Beginning July 29, a day on which he lost a 2-1 decision to California at Baltimore despite a six-hit, complete-game effort, Dennis was sensational . . . From that date to the end, he was 9-4 in 15 starts, pitched 12 complete games, forged a 1.72 era, worked 130.2 innings, and yielded only 87 hits (average of six per nine innings) plus 25 earned runs.

His four losses in that span were by scores of 2-1, 2-1, 2-1, and 2-0.

He won eight of his last nine decisions from Aug. 15 to the end and pitched eight complete games in his last nine starts . . . His four-hit win over Detroit on the last day of the season (Oct. 1) enabled the O's to win 90 games for the eighth time in 10 years and 12th time in 15 seasons.

**Low Hitters:** He allowed four or fewer hits in six of his 15 complete games: two-hitters (2, vs. Seattle on Aug. 25 and Boston on Sep. 6), three-hitters (2), and four-hitters (2).

## JOSE DENNIS MARTINEZ (Cont.)

**Near No-Hitter:** Pitched 6.2 hitless innings against Seattle on Aug. 25 at Bal. before Bill Stein spoiled it with a single . . . Dennis wound up with a two-hit shutout.

**Vs. Boston:** He has made 53 starts in the majors, 13 of them against the Red Sox . . . Overall, he is 4-8 with a 4.36 era (95 ip, 75 h, 46 er) . . . However, despite a 2-4 record in '78, he was very effective vs. Boston . . . In six starts he pitched four complete games and gave up only 30 hits and 15 earned runs (2.61 era) in 51.2 innings.

One of his losses was 2-0 to Luis Tiant on Sep. 6, despite a route-going two-hitter . . . Six days later (Sep. 12), he hurled a three-hitter to beat Mike Torrez, 3-2 . . . Earlier, on May 2, he threw a four-hitter to beat the Sox (Allen Ripley), 3-1.

**Odds and Ends:** Retired 18 straight hitters on Aug. 30 vs. Cal. . . . In that game (at Anaheim), he pitched 11 scoreless innings and gave up only five hits . . . Don Stanhouse ultimately lost, 1-0, in 14 innings.

Six of his wins were saved by Stanhouse, including five of the first seven . . . Dennis pitched only one complete game in his first 15 starts (against the Red Sox on May 2).

**Vs. Each Opponent:** '78—Bos. (2-4), Cal. (1-1), Chi. (2-0), Cle. (2-0), Det. (1-1), K.C. (0-1), Mil. (2-2), Min. (0-0), N.Y. (0-1), Oak. (2-0), Sea. (3-0), Tex. (0-0), Tor. (1-1).

Lifetime—Bos. (4-8), Cal. (3-1), Chi. (2-2), Cle. (4-0), Det. (2-1), K.C. (2-1), Mil. (3-3), Min. (1-0), N.Y. (1-3), Oak. (2-0), Sea. (4-0), Tex. (0-0), Tor. (3-1), Total (31-20).

**Career:** Compiled a 45-19 record in three minor league seasons and is 77-39 overall in five pro campaigns . . . Signed originally for the Orioles by Ray Poitevint and Julio Blanco-Herrera.

**Orioles '76-'77:** Dennis became the first Nicaraguan ever to appear in a major league game when he made his debut pitching against Detroit, Sep. 14, '76, and picked up a victory in relief (of Ross Grimsley and Dave Pagan) . . . He fanned five including the first three batters he faced in the majors (Mickey Stanley, Bill Freehan, and Chuck Scrivener), yielded only four hits and no runs over 5.2 innings . . . Tony Chevez became the second Nicaraguan to play in the big leagues during a short stint with the O's in '77.

Late in Sep. '76, Dennis started twice against Boston and lost both to Reggie Cleveland . . . The latter start was televised back to Nicaragua from Fenway Park.

In '77, his first full season with the O's, Dennis was 6-3 in 13 starting assignments and 8-4 with four saves in 29 relief appearances.

**Rochester '76:** Was voted No. 1 righthanded pitcher in International League after leading the loop in wins (14), complete games (16), strikeouts (140 in 180 innings), and era (2.50) . . . Was chosen to both Topps/National Association AAA and the International League all-star teams.

**Minors:** Ranked among top pitchers in Florida State League in rookie pro season ('74) . . . Named Topps' "player of the month" for June '74.

**Amateur Background:** Pitched for Nicaragua in amateur world series in '72 and '73 . . . In '73 he lost to the U.S., 1-0, in 10 innings at Managua . . . Played Little League and Babe Ruth baseball.

**Personal:** He and his wife, the former Luz Marina Garcia, were married Mar. 12, '73, and are the parents of a son, Dennis (11/16/73), and a daughter, Erica (9/16/74).

## FELIX ANTHONY (TIPPY) MARTINEZ


**Born:** May 31, '50; 5'10"; 175; Bats, L; Throws, L; Position: P.

**Birthplace/Residence:** Born and raised in La Junta, in southwestern Colorado . . . Now lives in Aurora, near Denver.

**Contract Status:** Signed thru '81 . . . Signed a three year contract before '77 season, then agreed to a two year extension in '78.

**Tenure:** Three years, 132 days.

**Signed Originally with:** New York Yankees.



Year	Club	ERA	W	L	SVS	G	GS	CG	SHO	IP	H	R	ER	BB	SO
1972	Oneonta	2.00	1	0	1	2	1	1	1	9	3	2	2	10	9
1972	Kinston	4.50	0	0	0	5	2	0	0	20	22	10	10	13	18
1973	Kinston	2.66	13	8	15	54	2	0	0	105	74	38	31	61	160
1974	Syracuse	3.78	7	5	8	36	0	0	0	64	49	29	27	32	70
1974	New York	4.15	0	0	0	10	0	0	0	13	14	7	6	9	10
1975	Syracuse	2.05	8	2	0	14	14	4	1	110	91	39	25	35	105
1975	New York*	2.68	1	2	8	23	2	0	0	37	27	15	11	32	20
1976	N.Y.-Balto.	2.31	5	1	10	39	0	0	0	70	50	19	18	42	45
1977	Baltimore	2.70	5	1	9	41	0	0	0	50	47	17	15	27	29
1978	Baltimore	4.83	3	3	5	42	0	0	0	69	77	41	37	40	57

Major League Totals 3.28 14 7 32 155 2 0 0 239 215 99 87 150 161

\*Acquired from Yankees on June 15, 1976, along with pitchers Rudy May, Dave Pagan, and Scott McGregor (assigned from Syracuse to Rochester) and catcher Rick Dempsey in deal for pitchers Ken Holtzman, Doyle Alexander, Grant Jackson, and Jimmy Freeman (assigned from Rochester to Syracuse), and catcher Ellie Hendricks.

Pitches: Fastball, curve, and change.

**1978:** Tippy started the season slowly . . . He was 0-1 with no saves in his first 15 appearances (thru May 19) and had an 8.20 era (18.2 ip, 30 h, 17 er). After that, except for one bad outing in the 24-10 loss in Toronto on June 26, he pitched effectively for the most part . . . Eliminating the Toronto game (1.2 ip, 5 h, 6 er), his era after May 19 was 2.59 (26 g, 48.2 ip, 42 h, 14 er).

He picked up his first win on May 26 (vs. Cle.) and his first save on June 3 (vs. Sea.).

**Vs. Yankees:** In his first one and a half seasons with the O's after coming to Baltimore from New York in June '76, Tippy was 4-0 with two saves against the Yankees . . . In '78, however, all three of his losses were to the Yankees (he had no wins or saves against them) . . . He was 1-0 vs. Cle., Sea., and Tex.

**Saves:** He saved one game each for Scott McGregor, Jim Palmer, Mike Flanagan, Joe Kerrigan, and Dave Ford.

**Home Runs:** In his first 18 games spanning 27 innings, Tippy was touched for four home runs (thru May 30) then didn't yield another homer the rest of the year over 24 games and 42 innings . . . He has thrown only six "gopher" balls in two and one-half years with the O's (161 innings).

**Odds and Ends:** Did not pitch for 26 days between appearances on Sep. 2 and 29.

**Career:** Tippy is in his eighth pro season . . . Has started only twice in 155 big league appearances and lost both games, with the Yankees in '75 (to Bos., July 27 and to Cal., Aug. 24) . . . Has walked 150 and fanned 161 in 239 major league innings.

**Orioles:** Since joining the O's in June '76, Tippy is 11-5 with 22 saves and a 3.58 era . . . He has appeared in 111 games, worked 161 innings, yielded 156 hits and 64 earned runs, walked 95, and fanned 117.

**Yankees:** He was originally signed by the Yankees (Sam Suplizio) as an undrafted free agent off the Colorado State University (Ft. Collins) campus in '72.

One year later he led the Carolina League in saves (15) and was 13-8 in 53 appearances, all but two of them in relief . . . That year he fanned 160 in 105 innings and had a 2.66 era.

Joined the Yankees for the first time in Aug. '74 . . . Almost made the club at the start of '75, but an injury to Dick Tidrow (rhp) necessitated adding another righthander to the staff instead . . . Won the James P. Dawson Award as the top rookie in the Yankees' '75 spring camp.

Was recalled July 16, '75, and went on to lead the staff in saves (8) . . . Sparky Lyle was 5-7 with only six saves that year.

**Personal:** Is of Spanish-Mexican descent but speaks little Spanish . . . Tippy and his wife, the former Carol Sarlo, have two children: Jacen Anthony (8/2/70) and Courtney Ann (10/10/78).

★ ★ ★

**100 RBI MEN:** The Orioles did not produce a 100 rbi hitter during their first seven Baltimore seasons ('54 thru '60). In 1961 Jim Gentile broke the barrier with gusto while accumulating 141 rbi, still a club record. Since then four Orioles have accounted for eight 100 rbi performances—Boog Powell (three times), Brooks and Frank Robinson (twice each) and Lee May (once)—1964-Brooks, 118 . . . 1966-Frank, 122; Boog, 109 and Brooks, 100 . . . 1969-Boog, 121 and Frank, 100 . . . 1970-Boog, 114 . . . 1976-Lee May, 109.

99

## LEE ANDREW MAY


Born: Mar. 23, '43; 6'3"; 225; Bats, R; Throws, R; Pos.: 1B-DH.

**Birthplace/Residence:** Born and raised in Birmingham, Ala. . . Now makes his home in Cincinnati, Ohio.

**Contract Status:** Signed a two year contract last September, extending thru '80.

**Tenure:** 12 years, 89 days.

**Signed Originally with:** Cincinnati.



Year	Club	Pct.	G	AB	R	H	2B	3B	HR	RBI	SB	CS	HP	BB	SO
1961	Tampa	.260	26	77	10	20	2	2	0	9	3	..	3	6	23
1962	Tampa	.260	89	339	45	88	10	3	10	65	9	..	7	22	63
1963	Rocky Mount	.263	144	520	79	137	23	4	18	80	11	4	7	48	96
1964	Macon	.303	140	515	91	156	22	5	25	110	4	4	8	50	126
1965	San Diego	.321	143	558	83	179	32	7	34	103	7	11	6	28	84
1965	Cincinnati	.000	5	4	1	0	0	0	0	0	0	0	0	0	1
1966	Buffalo	.310	128	471	74	146	25	5	16	78	11	4	2	42	82
1966	Cincinnati	.333	25	75	14	25	5	1	2	10	0	1	0	0	14
1967	Cincinnati	.265	127	438	54	116	29	2	12	57	4	8	10	19	80
1968	Cincinnati	.290	146	559	78	162	32	1	22	80	4	7	6	34	100
1969	Cincinnati	.278	158	607	85	169	32	3	38	110	5	4	2	45	142
1970	Cincinnati	.253	153	605	78	153	34	2	34	94	1	1	2	38	125
1971	Cincinnati	.278	147	553	85	154	17	3	39	98	3	0	4	42	135
1972	Houston	.284	148	592	87	168	31	2	29	98	3	1	2	52	145
1973	Houston	.270	148	545	65	147	24	3	28	105	1	1	2	34	122
1974	Houston*	.268	152	556	59	149	26	0	24	85	1	0	7	17	97
1975	Baltimore	.262	146	580	67	152	28	3	20	99	1	2	5	36	91
1976	Baltimore	.258	148	530	61	137	17	4	25	109	4	1	3	41	104
1977	Baltimore	.253	150	585	75	148	15	2	27	99	2	2	0	38	118
1978	Baltimore	.246	148	556	56	137	16	1	25	80	5	2	1	31	110
Amer. League Totals		.255	592	2251	259	574	76	10	97	387	12	7	9	146	423
Nat. League Totals		.274	4534	606	230	17	737	22	33	25	281	961			
Major League Totals		.268	6785	865	306	27	1124	34	30	44	427				
			1801	1817	325										1384

\*Acquired from Houston Astros with outfielder Jay Schlueter (assigned to Rochester) in deal for infielder Rob Andrews and infielder-outfielder Enos Cabell on 12/3/74.

### Championship Series Record

Year	Club	Pct.	G	AB	R	H	2B	3B	HR	RBI	SB	CS	HP	BB	SO
1970	Cincinnati	.167	3	12	0	2	1	0	0	2	0	0	0	0	2

### World Series Record

Year	Club	Pct.	G	AB	R	H	2B	3B	HR	RBI	SB	CS	HP	BB	SO
1970	Cincinnati	.389	5	18	6	7	2	0	2	8	0	0	0	2	2

**1978:** Lee became a full-time designated hitter for the first time in '78. He jumped off to a relatively fast start and had accumulated 11 home runs plus 36 rbi in his first 46 games thru May 29 . . . Over the last two-thirds of the season, however, his production dipped to 14 homers and 44 rbi in 102 games.

Though his rbi total declined to its lowest level since '68, and fell below 99 for the first time in four Baltimore seasons, Lee hit 25 home runs, exceeding 20 for the 11th straight year (see "20 Home Runs" below).

Played first base in the first three games of the season then saw action defensively only once more all year (Aug. 7 at Toronto) . . . All four of those games were on the road.

**Orioles:** Lee has hit 97 homers and driven in 387 runs in four years with the O's, an annual average of 24 home runs and 97 rbi.

**1977:** Tied Eddie Murray for club leadership in homers (27) and Ken Singleton in rbi (99) . . . Twice had eight rbi in a two-game span on the same road trip: Drove in eight May 30-31 with four homers (two each game) at Minnesota and eight more June 3-4 at Kansas City . . . In eight games from May 30 thru June 6, he had seven homers and 19 rbi (all on the road).

**1976:** Led the A.L. in rbi (109) and tied for fourth with Jim Rice in homers (25) . . . Reggie Jackson led the club with 27 . . . He was the first Oriole to lead the league in rbi since Frank Robinson in '66 and the first to top 100 rbi since Boog Powell in '70.

Was landslide winner of the "most valuable Oriole" award . . . Batted .343 (57-for-166) with men in scoring position . . . Batted .346 (85-for-246) with men on and only .183 (52-for-284) with the bases empty.

100

**1975:** Hit a three-run homer in his first A.L. plate appearance, on Apr. 10 (opening day) at Tiger Stadium off Joe Coleman . . . In his first game ever at Fenway Park, Apr. 18, Lee slammed two homers and drove in seven runs.

Batted .416 (42-for-101) in 27 games during July with 27 rbi, eight doubles, three triples plus six homers . . . Raised his average that month from .224 to .272. In one eight-game stretch at home (July 17 thru 22), he hit .615 (16-for-26) with five homers and 11 rbi.

**Ejections:** Was ejected twice in '76 . . . On June 4 by Ron Luciano after charging the Twins' pitcher Dave Goltz on the mound . . . Goltz, who had hit Lee in the wrist and forced him out of the lineup for five games in '75, had thrown two straight tight pitches when Lee rushed him . . . He was also tossed out July 25 on a balls and strikes dispute by Dale Ford.

**HRs/RBI Lifetime:** Lee has averaged 29 homers (289) and 98 rbi (977) in his last 10 big league seasons.

**Two-Homer Games:** Lee had four two-homer games in '78: Apr. 16 (H) vs. Milwaukee (Moose Haas), May 13 (A) vs. Texas (Jim Umberger), May 29 (A) vs. Detroit (Bob Sykes), and June 26 (A) vs. Toronto (Tom Underwood and Tom Murphy).

He has hit three home runs in a game once (in San Diego for Houston June 21, '72), and has had 33 two-homer games, including 10 in four A.L. seasons . . . Hit two home runs in one inning at the Astrodome against the Cubs on Apr. 29, '74.

**20 Homers a Year:** He is one of 15 players to have homered at least 20 times in a season 11 or more consecutive seasons in baseball history: Hank Aaron (20); Babe Ruth (16); Willie Mays (15); Eddie Mathews (14); Willie Stargell and Billy Williams (13); Frank Robinson, Lou Gehrig, and Jimmy Foxx (12); Lee May, Reggie Jackson (both current), Mel Ott, Gil Hodges, Mickey Mantle, and Rocky Colavito (11). Only Lee, Reggie, and Willie Stargell (whose streak is broken) are still active.

**Grand Slams:** He has nine lifetime including three in the A.L. (all hit in Baltimore) . . . See list on page 9.

**HRs by Parks:** He has homered in 29 different major league ballparks and has no "new worlds to conquer" since he found the range, in '77, at Yankee Stadium, Toronto, and Seattle . . . Frank Robinson holds the major league record (33 including world series) and Hank Aaron is second (32 including world series).

In his four A.L. seasons, he has hit home runs in: Baltimore (42); Detroit (7); Cleveland, Minnesota, and Texas (6 each); Boston, Chicago, and Milwaukee (5 each); Kansas City and Toronto (4 each); Oakland and Seattle (2 each); California, New York Yankee, and New York Shea (1 each).

In the N.L. he hit 86 in Cincinnati (Crosley-58 and Riverfront-28), and 44 in Houston . . . His favorite road park for home runs has been Shea Stadium where he has hit 14 (13 in the N.L.).

**Brother Combinations:** Lee and his younger brother, Carlos, both won *The Sporting News* "rookie of the year" awards, Lee in '67 (NL) and Carlos in '69 (AL) . . . Carlos, who played for the White Sox, Yankees, and Angels from '69 thru '77, last year went to Japan where he hit .312 with 12 homers and 80 rbi in 123 games for the Nankai Hawks (Pacific League) in Osaka . . . He led the club in rbi and is expected to return in '79.

Among brother combinations in baseball history Lee and Carlos rank fourth with a major league career total of 415 homers (Lee-325, Carlos-90) behind the Aarons-768 (Hank-755, Tommy-13), the DiMaggios-573 (Joe-361, Vince-125, and Dom-87), and the Boyers-444 (Ken-282, Clele-162).

**National League:** Lee originally signed with Cincinnati on June 1, '61, and spent six years in the minors before joining the Reds full-time in '67 when he won "rookie" honors . . . Was named to the TSN N.L. all-star team in '71.

Traded by the Reds to Houston on Nov. 29, '71, with Tommy Helms (2b) and Jim Stewart (of) for Denis Menke (ss-3b), Jack Billingham (p), Cesar Geronimo (of), Ed Armbrister (of), and Joe Morgan (2b).

He set a Houston club record with a 21-game hitting streak in '73 (Cesar Cedeno has since extended the record to 22 games) . . . Has played in three all-star games for N.L. ('69, '71, '72) and is 1-for-6 with one rbi . . . Led N.L. first basemen in total chances (1,400) and double plays (133) in '72.

101



## LEE ANDREW MAY (Cont.)

**LCS/WS:** Did outstanding job for Reds against Orioles in '70 World Series . . . Batted .389 (7-for-18) with two homers and eight rbi . . . Hit two-run homer off Jim Palmer in first game . . . Accounted for Reds only win of series in fourth game with three-run homer off Eddie Watt in 8th inning that gave Reds 6-5 victory.

Was denied two other hits on great fielding plays by Brooks . . . Gave Robinson nickname "Hoover."

Batted .167 (2-for-12) for Reds in '70 NLCS vs. Pittsburgh . . . Drove in two of Cincinnati's runs in first game, 3-0 victory.

**Personal:** Attended Miles College in Birmingham . . . Was an usher in Pat Kelly's wedding in Feb. '79 . . . He and his wife, Terrye, are the parents of three children: Yelandra Maurice (8/18/62), Lisa Yvonne (8/11/63) and Lee, Jr. (5/30/68).

## SCOTT HOUSTON MCGREGOR


**Born:** Jan. 18, '54; 6'1"; 190; Bats, L-R; Throws, L; Position: P.

**Birthplace/Residence:** Born in Inglewood, but grew up in El Segundo, Cal. (both in L.A. area) . . . Now lives in Cockeysville, Baltimore County.

**Contract Status:** Signed for '79.

**Tenure:** Two years, 25 days.

**Signed Originally with:** New York Yankees.



Year	Club	ERA	W	L	SVS	G	GS	CG	SHO	IP	H	R	ER	BB	SO
1972	Ft. Lauderdale	2.73	7	3	0	11	11	7	3	79	66	30	24	25	54
1973	West Haven	3.29	12	13	0	27	27	14	2	197	197	95	72	63	126
1974	Syracuse	3.44	13	10	0	27	27	12	3	199	204	88	76	75	124
1975	Syracuse	3.99	6	9	0	21	20	5	2	124	134	73	55	60	72
1976	Syr.-Roch.*	3.06	12	6	0	24	23	14	6	162	159	59	55	40	83
1976	Baltimore	3.60	0	1	0	3	2	0	0	15	17	7	6	5	6
1977	Baltimore	4.42	3	5	4	29	5	1	0	114	119	57	56	30	55
1978	Baltimore	3.32	15	13	1	35	32	13	4	233	217	98	86	47	94

**Major League Totals** 3.68 18 19 5 67 39 14 4 362 353 162 148 82 155

\*Acquired from Yankees' organization on 6/15/76, and assigned by Syracuse to Rochester (International League) in exchange for contract of pitcher Jimmy Freeman . . . At the same time, the Orioles acquired catcher Rick Dempsey plus pitchers Rudy May, Tippy Martinez, and Dave Pagan while assigning catcher Ellie Hendricks and pitchers Ken Holtzman, Doyle Alexander, and Grant Jackson to New York.

**Pitches:** Fastball, curve, slider, and change.

**1978:** In his first three games (all starts), Scott was 0-3 and had a 13.50 era constructed over 12.2 innings in which he allowed 26 hits and 19 earned runs (thru Apr. 24).

After that, he appeared in 32 games (29 starts), was 15-10, and compiled a 2.74 era . . . In that period, commencing with his first win, vs. Chicago on Apr. 30 in relief, Scotty worked 220.1 innings and gave up only 191 hits plus 67 earned runs.

He wound up with a 3.32 era, second lowest among O's starters to Jim Palmer, and pitched four shutouts.

**Hot Spell:** Immediately after his disastrous start, he won seven in a row (in seven appearances) . . . It started with a 2.2 scoreless-inning relief victory against the White Sox on Apr. 30.

He returned to the rotation in his next outing (May 13) and pitched five complete games in six starts . . . In that stretch he worked 8.2 innings in the only start he did not complete.

During the win streak, Scott pitched 56.1 innings, allowing only 33 hits and six runs (all earned) for an era of 0.96 . . . In those seven games he reduced his seasonal era by more than 10 runs per nine innings (from 13.50 to 3.26) . . . His five complete games comprised two 4-hitters and three 6-hitters.

The win streak came to an end on June 15 with a loss to the Angels, but he won again next time out, on June 20, to make it eight wins in nine appearances (8-4 overall). Then he lost his next four starts.

**Walks:** Scott averaged only 1.82 walks per nine innings, one of the lowest ratios in the league . . . In his 13 complete games, he issued no base on balls in three and only one walk in seven . . . Oddly enough, in his wildest outing of the year (six walks vs. Toronto Sep. 9) he pitched a shutout.

**Hard to Run On:** He nailed seven runners off first (five were pickoffs and two were scored as "caught stealing") . . . Only six of the 12 runners who attempted to steal on him reached their destination safely.

**Shutouts:** He pitched his first lifetime shutout on May 21 (1st game), a four-hitter vs. Cleveland, then blanked Oakland on June 11, the Yankees on Aug. 13 (see "vs. Yankees" below), and Toronto on Sep. 9.

**Near No-Hitter/Consecutive Batters Retired:** Scott pitched 6.2 perfect innings (i.e., retired the first 20 batters) against K.C. on Aug. 9 before Hal McRae doubled to right . . . Then Al Cowens, Amos Otis, and John Wathan singled in order to produce a couple of Royals runs, good for a 2-0 win.

Scott wound up with a complete game five-hitter (108 pitches), but the winner, Larry Gura, hurled a four-hitter.

On Sep. 5, he started vs. Boston and yielded a single to Rick Burleson, a double to Fred Lynn, and a three-run homer to Carl Yastrzemski, the first three batters to face him.

Then he retired 23 straight hitters until Frank Duffy broke the spell with two down in the 8th . . . Scott won the game, 5-3, but with two on and two out in the ninth, he needed relief help from Don Stanhouse . . . The O's ace reliever came on, picked Carlton Fisk off first for the final out and picked up a save without throwing a pitch to the plate.

In two other games, Scotty retired 15 in a row (May 29 vs. Det. and Sep. 18 vs. Cle.) . . . He won both games.

**Vs. Yankees:** He's had trouble beating the organization that signed him and for which he pitched four and one-half seasons before coming to the Baltimore system in June '76 . . . He was 1-2 in '78 and is 1-4 lifetime against the world champions. That one victory, officially a 3-0 shutout win, is a story in itself. The Yankees scored five runs off him in the top of the seventh, but in the O's half of the inning Mark Belanger was leading off with a count of 2-2 when time was called because of rain. Thirty-six minutes later the game was called and reverted to the sixth inning. Thus, instead of trailing 3-5, the O's won 3-0 . . . For more details, see "That Yankee Series" on page 42.

**Odds and Ends:** Scott picked up his only save of the year against Texas for Stanhouse July 24 . . . After working 233 innings, more than in any of his six previous pro seasons, he complained of a tired arm while pitching against Detroit on Sep. 24, and did not pitch again in the last week of the season on the advice of the club physician.

**Vs. Opponents:** '78—Bos. (1-1), Cal. (0-2), Chi. (1-0), Cle. (2-1), Det. (3-0), K.C. (0-2), Mil. (1-3), Min. (1-1), N.Y. (1-2), Oak. (1-0), Sea. (1-0), Tex. (2-0), Tor. (1-1).

**Lifetime—**Bos. (1-3), Cal. (0-2), Chi. (2-1), Cle. (3-1), Det. (4-0), K.C. (0-2), Mil. (1-4), Min. (1-1), N.Y. (1-4), Oak. (1-0), Sea. (1-0), Tex. (2-0), Tor. (1-1).

**Pro Career:** Was Yankees number one selection in June '72 free agent draft. Went to Yankees during spring training four straight years, '73 thru '76, but never appeared in a regular season game with them.

**Orioles '76:** Made his major league debut on Sep. 19, '76, at Cleveland in relief.

He was immediately assigned from Syracuse to Rochester after the 10-player deal between the Yanks and O's on June 15, '76 . . . Had compiled a 4-5 record with the Chiefs, but was 8-1 for the Wings with five shutouts (plus a sixth in post-season playoffs) . . . Was tabbed as I.L.'s top lefthander (teammate Dennis Martinez was the pick as best righthander).

**Orioles '77:** Was 2-1 in five starts (3.46 era, 39 ip, 39 h) and 1-4 with four saves in 24 relief appearances (4.92 era, 75 ip, 80 h) . . . Picked up his first career victory in his first '77 appearance on Apr. 20, in a starting role vs. Cleveland's Wayne Garland . . . Then he waited four months and four days for win number two, in relief against Chicago on Aug. 24.

## SCOTT HOUSTON MCGREGOR (Cont.)

Picked up two clutch saves in one night at Toronto on Sep. 24 (the O's were only two games out of first at the time) . . . He went 1.2 innings in the opener to preserve a precarious 6-5 win for Mike Flanagan, then hurled three scoreless innings in the nightcap to lock up a 4-3 triumph for Rudy May.

His best effort that year was an 11-inning complete-game performance over the Tigers on Sep. 7 (1st game) winning 6-2 . . . Was 8-2 with a 2.22 era for Caguas in the Puerto Rican League that winter.

**Minors:** Led Eastern League in complete games (14) in '73 and International League in '74 (14) and was second in I.L. in '76 to Dennis Martinez (13 to 15).

**Amateur Background:** Scott was a teammate of K.C.'s George Brett at El Segundo High School . . . He was 18-1 as a high school senior and 51-5 with a 0.39 era in four varsity seasons . . . He also played basketball at El Segundo.

Played Little League, Babe Ruth, and American Legion baseball . . . His El Segundo team won the Babe Ruth world championship in '69.

**Personal:** Attended El Camino Junior College . . . Hobby: Photography . . . Scott and his wife, the former Cara Bell, were married in Baltimore on Sep. 27, '76 . . . The McGregors, who now own a home in Cockeysville, just north of Baltimore, have an infant son, Eric Scott (11/22/78).

## ANDRES MORA


**Born:** May 25, '55; 6'0"; 195; Bats, R; Throws, R; Position: OF.

**Birthplace/Residence:** Born and raised in Saltillo, Coahuila, Mexico . . . Now spends his winters in Los Mochis, Sinaloa, Mexico.

**Contract Status:** Signed for '79.

**Tenure:** Two years, 112 days.

**Signed Originally with:** Atlanta.



Year	Club	Pct.	G	AB	R	H	2B	3B	HR	RBI	SB	CS	HP	BB	SO
1971	Zacatecas	.307	56	137	22	42	8	4	1	29	1	1	1	7	11
1972	Saltillo	.000	2	1	0	0	0	0	0	0	0	0	0	0	1
1973	W. P. Beach	.000	8	21	1	0	0	0	0	0	0	1	0	2	11
1974	Saltillo	.311	132	444	56	138	17	6	14	77	4	9	1	25	72
1975	Saltillo*	.307	133	492	82	151	18	7	35	109	0	0	0	43	86
1976	Baltimore	.218	73	220	18	48	11	0	6	25	1	0	0	13	49
1976	Rochester	.328	18	67	17	22	6	0	6	15	0	1	0	4	20
1977	Rochester	.301	45	183	31	55	13	2	11	45	0	0	0	6	44
1977	Baltimore	.245	77	233	32	57	8	2	13	44	0	0	1	5	53
1978	Rochester	.227	23	88	15	20	3	1	4	10	1	0	0	9	25
1978	Baltimore	.214	76	229	21	49	8	0	8	14	0	1	1	13	47

Major League Totals .226 226 682 71 154 27 2 27 83 1 1 2 31 149

\*Contract purchased from Saltillo of Mexican League (AAA) by Rochester on 8/11/75. Baltimore in turn purchased his contract from Rochester on 10/24/75.

**1978:** For the third straight year, Andres hit below .200 in spring exhibitions (.190, 7-for-54, 19 games). That performance resulted in a demotion to Rochester before the season opened. However, he was recalled May 15 after batting .227 (20-for-88) with four homers and 10 RBI in 23 games for the Red Wings.

He enjoyed his biggest game of the year on Sep. 2 (1st game) when he homered twice off Chicago's Ken Kravec (fellow Mexican Carlos Lopez also found the range in that game against Kravec) . . . Andy went 0-for-13 as a pinch-hitter.

Played with Los Mochis in the Mexican Pacific League during the off-season as he has done for many years.

**Early Pro Career:** Andres played professionally in Mexico for two years before the Saltillo club, which had originally signed him, assigned his contract conditionally to the Montreal Expos in '73 . . . However, he appeared in only eight games at West Palm Beach (Fla. State League) and at the end of that season was returned to Saltillo.

In '74, he led the Mexican League in homers, RBI, and total bases and won a silver glove for handling 163 outfield chances without error.

104

**Orioles:** In the fall of '74, Andres was invited to the O's Florida Instructional League camp on the recommendation of Chico Fernandez, a former Baltimore infielder who was then scouting for the club. It wasn't until Aug. '75, however, that the O's purchased his contract from Saltillo.

**'76:** Andres reported to the O's training camp at Miami Stadium, and, despite a .192 average (5-for-26) in exhibitions, he impressed the staff sufficiently with his power to make the 25-man squad.

He made his big league debut as a dh on Apr. 13 vs. the Yankees and picked up his first hit that night off Dock Ellis . . . In his second game, Apr. 17 at Oakland, he hit his first home run, a shot off Paul Lindblad that ended the lefty reliever's string of homerless innings at 91.

Andres was ultimately optioned to Rochester on Aug. 11, but returned to Baltimore three weeks later.

**'77:** Another disappointing spring training effort resulted in his being sent to Rochester just before opening day . . . In 45 games for the Wings he batted .301, hit 11 homers, and drove in 45 runs, then on June 3 he was recalled again (Larry Harlow was sent down at that time).

In total that year with both the O's and Wings, Andy had 24 homers and 89 RBI. He hit eight of his 13 homers for the O's in August and drove in 23 runs in 25 games that month . . . In one seven-game stretch, from Aug. 14 thru 22, he had six home runs and 14 RBI . . . As a pinch-hitter he batted .438 (7-for-16).

**Personal:** He and his wife, Dora, are the parents of a son, Andres, Jr. (10/2/77).

## EDDIE CLARENCE MURRAY


**Born:** Feb. 24, '56; 6'2"; 197; Bats, L-R; Throws, R; Position: 1B.

**Birthplace/Residence:** Born, raised and still lives in Los Angeles, Cal.

**Contract Status:** Signed thru '79 with options for '80.

**Tenure:** Two years.

**Signed Originally with:** Baltimore.



Year	Club	Pct.	G	AB	R	H	2B	3B	HR	RBI	SB	CS	HP	BB	SO
1973	Bluefield*	.287	50	188	34	54	6	0	11	32	6	1	2	19	46
1974	Miami	.289	131	460	64	133	29	7	12	63	4	3	5	58	85
1974	Asheville	.286	2	7	1	2	2	0	0	2	0	0	0	1	1
1975	Asheville	.264	124	436	66	115	13	5	17	68	7	4	4	53	79
1976	Charlotte	.298	88	299	46	89	15	2	12	46	11	3	1	43	41
1976	Rochester	.274	54	168	35	46	6	2	11	40	3	1	1	34	27
1977	Baltimore	.283	160	611	81	173	29	2	27	88	0	1	1	48	104
1978	Baltimore	.285	161	610	85	174	32	3	27	95	6	5	1	70	96

Major League Totals .284 321 1221 166 347 61 5 54 183 6 6 2 118 200

\*Baltimore's 3rd selection in June '73 free agent draft, regular phase . . . Signed on 7/1/73.

**Iron Man:** Eddie has played in 321 of the Orioles' 322 games since he joined the club officially opening day '77 . . . The only game he has missed in two years was in Minnesota on Aug. 20 '77 . . . Since then he has played in 203 straight games.

**1978:** Eddie was an easy winner of the "most valuable Oriole" award presented by the Sports Boosters of Maryland following a vote by Baltimore baseball writers and broadcasters (he had finished second to Ken Singleton in that balloting in '77, as a rookie).

He was one of three in the A.L. to have played in all of his club's games-161 (along with Jim Rice-163 and Rusty Staub-162), and ranked second in the league in total bases (293) to Rice (406).

In addition, Eddie led the club in games, at bats (610), runs (85), hits (174), RBI (95), and sac flies (8); was second in home runs (27), doubles (32), and walks (70); and ranked third in average (.285).

105

## EDDIE CLARENCE MURRAY (Cont.)

**Batting:** He started the season slowly and was down to .193 (17-for-88) in the middle of a game on May 6, after a 3-for-34 slide . . . He broke out of that slump with five straight hits and went on to bat .301 (157-for-522) the rest of the year . . . He hit .271 before the all-star break and .302 after.

**Home Runs:** For the second time in his two big league seasons he hit 27 home runs . . . He had 17 thru June 30 (76 games) including 11 in June alone, then hit 10 more over the last three months (85 games).

He hit his first (and only) major league grand slam off Lerrin LaGrow on Apr. 28 at Chicago . . . On June 16 he hit two homers in one game, both off Oakland's Rick Langford, and now has three career two-homer games (two vs. Oak. and one vs. Bos.) . . . (See "1977, Homer from Each Side" below.)

**Switch Hitting:** Eddie was almost equally efficient from both sides of the plate in his third full season as a switcher . . . He hit .285 lefthanded (116-for-407) and .286 righthanded (58-for-203). Though a natural righthanded batter, he displayed more power from the left side (21 homers in 407 at bats vs. 6 in 203 at bats as a righthander).

In '77, the power ratio was about the same, but he hit 50 points higher lefthanded (.297) than righthanded (.247).

His two-year totals are: lefthanded-.295 (246-for-834) with 41 homers . . . righthanded-.268 (101-for-377) with 13 home runs.

Cal Ripken and Jim Schaffer were instrumental in helping Eddie become a switch-hitter in '75 and '76.

**Late-Inning Game Winners:** Eddie won six games for the O's almost single handedly with late-inning home runs: Apr. 28 at Chi. (8th-inning grand slam overcame a 1-2 deficit) . . . May 2 at Bos. (7th-inning solo homer broke 1-1 tie) . . . May 10 vs. Bos. at Bal. (9th-inning "sudden death" hr) . . . June 5 at Cal. (10th-inning hr broke 2-2 tie) . . . Aug. 3 vs. Mil. at Bal. (10th-inning "sudden death" hr) . . . Aug. 27 vs. Sea. at Bal. (9th-inning "sudden death" hr).

**Vs. Opponents:** Though he batted only .246 (14-for-57) vs. the Red Sox in '78, he did hit four homers and drove in nine runs and now has a two-year record of .310 (35-for-113) with nine home runs and 24 rbi in 29 games . . . He has homered against every opponent but the Twins in two seasons.

**June:** Batted .311 (33-for-106) with 11 homers and 25 rbi in the month of June (28 games).

**Fielding:** He led A.L. first basemen in total chances (1,615 tc . . . 1,504 po . . . 106 a . . . 5 e), and was a close second to league leader Chris Chambliss (1,479 tc . . . 4 e, .9973) in fielding percentage with a mark of .9969 . . . Eddie was second to Detroit's Jason Thompson in double plays (143 to 153).

**Consecutive Errorless Games/Chances:** Eddie did not make a single error after fumbling a grounder at K.C. on July 8, just before the all-star break . . . He played 76 straight errorless games and handled 795 consecutive errorless chances (747 po, 48 a) . . . Both streaks are current at the start of '79 season.

He made only one error after May 1 in his last 140 games spanning 1,448 total chances (1,356 po, 91 a, 1 e), i.e., he made three of his five errors at first base in April, one on May 1, and one on July 8 . . . None of these figures include the game of Aug. 7, when he played only as a dh while resting a bruised leg.

**3rd Base Experiment:** After playing a few exhibition games at third base during spring training, Eddie started the first three games of the season at that position . . . He made one error in 10 chances and returned permanently to first base in game four.

**All-Star Game:** He was chosen to the squad by A.L. manager Billy Martin, but did not appear in the game . . . He was on deck as a pinch-hitter when the final out of the game was made.

**Professional Career:** Originally signed by Ray Poitevint and Willie Moore . . . At the age of 23 he is now in his seventh pro season . . . Led his club and/or the farm system (or tied for the lead) in home runs in each of his first five pro seasons before finishing second to Doug DeCinces in season number six ('78).

**1977:** Tied Lee May for the club leadership in homers (27) and set an Orioles' record for a rookie, surpassing the old standard of 22, held jointly by Ron Hansen ('60), Sam Bowens ('64), and Curt Blefary ('65).

106

**"Rookie of Year":** Became the fourth Oriole to win BBWAA "rookie of the year" award (Hansen '60 . . . Blefary '65 . . . Al Bumbry '73) when he out-pollled Oakland's Mitchell Page 12½ to 9½ . . . Eddie was second to Page in the voting for TSN's "rookie" award.

**Vs. Yankees:** He drove in the winning run in five of the Orioles' eight '77 wins against the Yankees, and totaled 15 rbi plus four homers in the 15-game season series.

**Homer From Each Side:** Became 39th player to hit a home run from each side in one game on Aug. 3, '77, at Oakland. He homered lefthanded off Dave Giusti and righthanded off Bob Lacey.

**Odds and Ends:** Had a 15-game hitting streak at the end of the '77 season . . . Was used as dh in 11 games, played first base in 42 games, leftfield in three, and was a pinch-hitter four times.

**Minors:** Was named to all-star teams in the Appalachian League ('73), Florida State League ('74), and Southern League ('76) . . . Was called up to Rochester from Charlotte in mid-season (July 14) '76 to replace Jim Fuller after he was sidelined with a broken thumb.

**Brothers Five:** Eddie is one of 12 children has seven sisters and four brothers) . . . All five of the Murray boys have played or are still playing pro ball . . . The youngest, Richard, was at Phoenix, the Giants' AAA club in the Pacific Coast League, in '78, and batted .281 (124-for-442) with 23 doubles, five homers, and 58 rbi in 117 games . . . An older brother, Venice, who turned pro just last spring, hit .228 (68-for-298) with two homers and 41 rbi in 96 games for the Giants' Midwest League farm at Cedar Rapids in '78.

Charles, who hit 37 homers and drove in 119 runs in the California League in '64, retired after reaching the AAA level in the Houston system, and Leon played for a time in the Giants' organization.

**Amateur Background:** Starred in both baseball and basketball at Locke High School in Los Angeles (graduated '73) . . . He played first and pitched (was 7-1 senior year), and was a center on the basketball team.

Eddie, San Diego shortstop Osborn Smith, and Minnesota pitcher Darrell Jackson were tri-captains of the Locke High team in '73, and two others on the team also went on to play pro baseball.

Played Little League, Babe Ruth, and Connie Mack baseball.

**Personal:** Attended California State University at Los Angeles . . . Single.

## JAMES (JIM) ALVIN PALMER

Born: Oct. 15, '45; 6'3"; 194; Bats, R; Throws, R; Position: P.

**Birthplace/Residence:** Born in New York City, but grew up in Los Angeles, Cal. and Scottsdale, Ariz. . . . Now lives in Baltimore County.

**Contract Status:** Signed thru '81 . . . Agreed to a three year contract in '76, then negotiated a three year extension thru '81 during spring training '77.

**Tenure:** 12 years, 132 days.

**Signed Originally with:** Baltimore.



★ ★ ★

## ALL STAR GAME NOTES (Cont.)

**Orioles MVPs:** Three Orioles have won "mvp" honors in all star competition: Billy O'Dell (1958), Brooks Robinson (1966) and Frank Robinson (1971). O'Dell, the former Orioles lefthander who also pitched for the Giants, Braves and Pirates, hurled the last three innings of the only all star game ever played in Baltimore, and retired all nine batters he faced to protect a one-run lead, thus giving the A.L. a 4-3 win. . . . Brooks won the '66 Arch Ward Memorial Trophy on the strength of a 3-for-4 effort at bat (including a triple) and an 8-for-8 performance afield. He was the first player from a losing team to be so honored. . . . Frank's fourth inning home run at Detroit in '71 put the American League on top to stay and earned him "mvp" honors. It was the A.L.'s first all star victory since 1962.

107



# JAMES (JIM) ALVIN PALMER (Cont.)

Year	Club	ERA	W	L	SVS	G	GS	CG	SHO	IP	H	R	ER	BB	SO
1964	Aberdeen*	2.51	11	3	..	19	19	9	4	129	75	42	36	130	107
1965	Baltimore	3.72	5	4	..	27	6	0	0	92	75	49	38	56	75
1966	Baltimore	3.46	15	10	..	30	30	6	0	208	176	83	80	91	147
1967	Baltimore	2.94	3	1	..	9	9	2	1	49	34	18	16	20	23
1967	Rochester	11.57	0	0	..	2	2	0	0	7	12	9	9	5	6
1967	Miami	2.00	1	1	..	5	5	0	0	27	20	6	6	10	16
1968	Elmira	4.32	0	2	..	6	6	0	0	25	18	13	12	19	26
1968	Rochester	13.50	0	0	..	2	2	0	0	4	4	6	6	8	6
1968	Miami	0.00	0	0	..	2	2	0	0	8	4	2	0	9	5
1969	Baltimore	2.34	16	4	0	26	23	11	6	181	131	48	47	64	123
1970	Baltimore	2.71	20	10	0	39	39	17	5	305	263	98	92	100	199
1971	Baltimore	2.68	20	9	0	37	37	20	3	282	231	94	84	106	184
1972	Baltimore	2.07	21	10	0	36	36	18	3	274	219	73	63	70	184
1973	Baltimore	2.40	22	9	1	38	37	19	6	296	225	86	79	113	158
1974	Baltimore	3.27	7	12	0	26	26	5	2	179	176	78	65	69	84
1975	Baltimore	2.09	23	11	1	39	38	25	10	323	253	87	75	80	193
1976	Baltimore	2.51	22	13	0	40	40	23	6	315	255	101	88	84	159
1977	Baltimore	2.91	20	11	0	39	39	22	3	319	263	106	103	99	193
1978	Baltimore	2.46	21	12	0	38	38	19	6	296	246	94	81	97	138

Major League Totals 2.63 116 2 398 51 2547 911 1860  
215 424 187 3119 1015 1049

\*Signed by Baltimore affiliate as free agent on 8/16/63.

## Championship Series Record

Year	Club	ERA	W	L	SVS	G	GS	CG	SHO	IP	H	R	ER	BB	SO
1969	Baltimore	2.00	1	0	0	1	1	1	0	9	10	2	2	2	4
1970	Baltimore	1.00	1	0	0	1	1	1	0	9	7	1	1	3	12
1971	Baltimore	3.00	1	0	0	1	1	1	0	9	7	3	3	3	8
1973	Baltimore	1.84	1	0	0	3	2	1	1	14.2	11	3	3	8	15
1974	Baltimore	1.00	0	1	0	1	1	1	0	9	4	1	1	11	4

Totals 1.78 4 1 0 7 6 5 1 50.2 39 10 10 27 43

## World Series Record

Year	Club	ERA	W	L	SVS	G	GS	CG	SHO	IP	H	R	ER	BB	SO
1966	Baltimore	0.00	1	0	0	1	1	1	1	9	4	0	0	3	6
1969	Baltimore	6.00	0	1	0	1	1	0	0	6	5	4	4	4	5
1970	Baltimore	4.60	1	0	0	2	2	0	0	15.2	11	8	8	9	9
1971	Baltimore	2.65	1	0	0	2	2	0	0	17	15	5	5	9	15

Totals 3.21 3 1 0 6 6 1 1 47.2 35 17 17 25 35

## 1978—PALMER

	ERA	W-L	IP	H	R-ER	HR
Total	2.46	21-12	296	246	94-81	19
Balto.	1.94	14-6	176	142	50-38	10
Away	3.23	7-6	120	104	44-43	9
vs. Bos.	3.30	1-1	30	28	11-11	4
Cal.	2.51	2-1	32.1	27	11-9	1
Chi.	1.99	3-0	22.2	22	5-5	1
Cle.	0.85	3-0	31.2	22	4-3	0
Det.	0.50	2-0	18	10	1-1	1
K.C.	0.54	2-0	16.2	9	3-1	1
Mil.	2.00	1-1	18	12	5-4	2
Min.	8.79	1-2	14.1	16	16-14	2
N.Y.	2.06	1-3	35	30	11-8	2
Oak.	1.03	4-0	35	23	4-4	2
Sea.	—	—	—	—	—	—
Tex.	6.06	0-2	16.1	24	12-11	1
Tor.	3.46	1-2	26	23	11-10	2

Pitches: Fastball, slider, curve, and change.

## 1978

Despite missing two starts at the beginning of the season, Jim became a 20-game winner for the eighth time (in nine years) and led the league in innings (296) for the fourth time and third year in a row ('70, '76, '77, '78).

He was tied for third in starts with Dennis Martinez (38) behind co-leaders Mike Flanagan and Dennis Leonard (40), and was second (tied with Mike Caldwell) in shutouts (6) behind Ron Guidry (9).

Jim had a 2.46 era, fourth best in the league, and pitched two 2-hitters, two 3-hitters, plus one 4-hitter (see "ERA" and "No-Hitter/Low Hitters" under "Career Highlights" below).

**Fast Finish/Winning Streaks:** For the second year in a row, he won his last seven decisions (is 11-0 during the last two Septembers including 5-0 in Sep. '78) . . . He had been 14-12 after losing for the last time on Aug. 19 to Cal.

He also won seven straight from May 20 thru June 18, and was at his most effective during that streak . . . In eight starts (he was not a pitcher of record in one game that was won by the O's over the Angels), he yielded only three earned runs in 67.1 innings (0.40) and reduced his seasonal era from 3.63 to 1.81 . . . He had been 3-4 when the streak started.

108

**Scoreless Innings/Shutouts/1-0 Wins:** During his early seven-game win string, he pitched four shutouts in 18 days (May 24 thru June 10), and three of them were 1-0 complete-game victories (vs. Det. May 24, vs. N.Y. June 1, and vs. Oak. June 10) . . . His other shutout was a 3-0 effort vs. Cle. on May 28.

He now has an 8-2 lifetime mark in complete game 1-0 contests and is 9-4 overall.

His three straight shutouts (May 24, 28, and June 1) tied a club record held also by Jack Fisher ('60), Hal Brown ('61), Milt Pappas ('64), and Tom Phoebus ('67) . . . Jim also put together a string of 30.1 consecutive scoreless innings during that spell.

**Scoring Drought:** In 15 of his starts, the O's scored two or fewer runs while in 24 of his 38 assignments, the Birds were held to three or fewer tallies.

**'78 Honors:** Jim was picked as the A.L.'s top righthanded pitcher by the A.P., *The Sporting News* (by vote of fellow A.L. players), and by *The Baseball Bulletin*.

He was third in the balloting for Cy Young behind unanimous winner Guidry (28 first place votes for 140 points) and Milwaukee Lefty Caldwell (76 points) with a total of 14 points on one second place vote and 11 thirds . . . (See "Add Cy Young" below under "Career.")

Was chosen A.L. "player of the week" for the period ending May 28, after pitching two shutouts . . . Has won that award once in each of the last four years.

**Vs. Opponents:** Though he was only 1-3 vs. the Yankees in '78, Jim, at 22-14, is tied with Luis Tiant, 22-15, for most lifetime wins against the Bombers among active pitchers.

Until the Brewers beat him Aug. 2, Jim had won 10 straight from Milwaukee since his last defeat on Apr. 15, '75.

He was the only Oriole in '78 to beat K.C., having won both of the O's victories in a 2-8 season against the Royals.

He was 3-0 vs. Chicago and has now beaten the White Sox 11 times in his last 12 decisions against them since June 16, '74 . . . His only loss in the interim was on June 1, '77.

Jim is a lifetime 20-game winner against Chicago, Cleveland, and New York.

**200th Win:** Jim became the first pitcher ever to win 200 games in a Baltimore uniform, on May 28 (2nd game), when he shut out Cleveland . . . Two former Orioles' pitchers won more than 200 games in the majors but not all with Baltimore: Robin Roberts (286, 42 with O's) and Milt Pappas (209, 110 with O's).

**Spring Training/Late Start:** On March 17, in his second spring training appearance, Jim worked three innings against Texas and walked seven (including six in one inning) . . . He complained at that time of a sore shoulder and did not pitch again for the Orioles for nearly a month (Apr. 15).

However, he did pitch in three exhibitions with the Rochester club including two after the O's had left Florida.

After missing two regular season starts, he made his regular season debut a memorable one, on Apr. 15 (nine days after the opener), when he pitched a two-hit shutout against Milwaukee at Baltimore.

## CAREER HIGHLIGHTS

**20-Win Seasons:** In '78, he became the first eight-time 20-game winner in the American League in 43 years, since Lefty Grove turned the trick for the eighth (and last) time in '35 . . . Jim, Grove, and Walter Johnson (a 12-time 20-game winner, for the last time in '25) are the only three in the 77-year history of the A.L. to have accomplished that feat.

He is only the second in the majors in 43 years (since Grove in '35) to have accumulated as many as eight 20-win seasons . . . Warren Spahn did it 13 times for the Braves, the last in '63.

Among pitchers who have worked exclusively in the 20th century, he is the sixth with eight or more 20-win campaigns and is only the 16th in the entire history of major league baseball.

The major league record for 20-win seasons is 16 by Cy Young between 1890 and 1909 . . . The National League mark of 13 is held jointly by Christy Mathewson and Spahn, while Johnson holds the A.L. standard of 12.

Other multi-20-game winners over the last several decades include: Bob Lemon and Fergie Jenkins-7; Robin Roberts and Bob Feller-6; Gaylord Perry, Catfish Hunter, and Tom Seaver-5; Luis Tiant and Steve Carlton-4.

109

## JAMES (JIM) ALVIN PALMER (Cont.)

The only year Jim has not won 20 games since 1970 was in 1974 when, beset by elbow pains, he was 7-12 . . . He has won his 20th game six times in Baltimore and has reached that level at the expense of: Cleveland (3 times); Detroit (twice); Chicago, Milwaukee, and New York (once each).

**Lifetime Wins:** With a 215-116 record, he ranks in a tie with Jim Perry for 53rd place on the all-time list (there have been 77 200-game winners in baseball history).

Among actives he is seventh behind: Gaylord Perry (267), Jim Kaat (261), Fergie Jenkins (231), Catfish Hunter (222), Tom Seaver (219), and Mickey Lolich (217) . . . He is ahead of Steve Carlton (207), Don Sutton (205) and Luis Tiant (204).

In '78, Jim passed more than 20 notable pitchers on the all-time win list including Lew Burdette, Don Drysdale, Bob Lemon, Rube Marquard, Hal Newhouser, Milt Pappas, and Billy Pierce.

**Shutouts:** His six shutouts in '78 boosted his career total to 51, tops among major league actives, just ahead of Gaylord Perry-50, Don Sutton-49, Luis Tiant-48, and Tom Seaver-47 . . . He ranks 11th on the big list, only one behind Juan Marichal (10th-52) and five back of Bob Gibson (9th-56).

In '78, he blanked Oakland twice, and Cleveland, Detroit, Milwaukee, and New York once each . . . Lifetime shutouts: Cleveland and New York-7 each; Milwaukee-6; Boston and Detroit-5 each; California, Kansas City, and Texas (Washington)-4 each; Chicago, Minnesota, and Oakland (K.C.)-3 each; Seattle and Toronto-not yet each.

In addition, he shutout the Dodgers in the '66 World Series and the A's in the '73 ALCS.

His 10 shutouts in '75 led the majors and still represents the highest total in the A.L. since Dean Chance recorded 11 for the Angels in '64 (i.e., no one in the A.L. has reached doubled figures since '75).

**Low ERA:** Jim's lifetime era of 2.63 (3119 ip, 911 er) is the second lowest in the majors today, to Tom Seaver's 2.51, and is fourth on the all-time list (3000 or more innings) behind Walter Johnson (2.37), Seaver and Grover Cleveland Alexander (2.56).

In the American League, Jim's era is the lowest since Johnson hung 'em up 52 years ago ('27) among pitchers with 2000 or more innings.

During the last ten seasons (starting '69), he has finished in the A.L.'s "top five" nine times in era: 1st-'73 & '75 . . . 2nd-'69 & '70 . . . 3rd-'71 . . . 4th-'72 & '78 . . . 5th-'76 & 77 . . . The one exception was '74 when his record dropped to 7-12 and his era jumped to 3.27.

**W-L Percentage:** His .650 (.6495) won-lost percentage is tops in the majors today among pitchers with 200 or more decisions (Don Gullett has a .686 percentage on 109 wins and 50 losses but has only 159 decisions).

Jim is seventh on the all-time percentage list among pitchers with 200 or more wins . . . The all-time leader in that category is Whitey Ford at .690 (236-106).

**No-Hitter/Low-Hitters:** He no-hit the Oakland A's on Aug. 13, '69, beating Chuck Dobson, 8-0, at home, only four days after coming off the disabled list (2nd start).

In '73 he experienced two near misses, both in Baltimore . . . He had a perfect game with one out in the ninth vs. Texas on June 16 (had retired the first 25 batters) when Ken Suarez singled. Jim ultimately won a 9-1 two-hitter. Then on July 27 a leadoff single in the eighth by Cleveland's George Hendrick was the only hit he allowed.

Jim pitched one no-hitter in the minors, at Aberdeen in '64, his first pro season.

Low-hit log: no-hitter-1, one-hitters-4 (see page 11), two-hitters-11, three-hitters-16, and four-hitters-21.

**Winning Streaks:** He won 10 straight in '73 (July 14 thru Aug. 26) and captured eight in a row in '72 (May 15 thru June 25) as well as 13 of 14 (May 15 thru Aug. 6).

He has had three seven-game winning streaks including two last year.

Jim lost seven in a row in '74 (seven straight starts from Apr. 30 thru June 7), but otherwise has never dropped more than four in a row, and he has only done that once (in '78, from June 23 thru July 15).

**Club Records:** He holds Orioles' career records in wins (215), losses (116), innings (3,119), strikeouts (1,860), walks (1,049), games (424), shutouts (51), and complete games (187).

In addition, he holds club one season record for most complete games (25 in '74), shutouts (10 in '75), and innings (323 in '75).

**Cy Young:** Jim is one of three pitchers to have won the award three times ('73, '75, '76) in its 23-year history (starting '56) along with Sandy Koufax and Tom Seaver. He, Koufax, and Denny McLain are the only three to have won the award two straight years (McLain shared his second one in '69 with Mike Cuellar).

In '75 and '76 Jim was the only pitcher named on all 24 ballots (two per city) . . . He polled 108 points in '76 (1st-19, 2nd-4, 3rd-1) to win handily over Mark Fidrych (51 points) . . . In '75 he totaled 98 points (1st-15, 2nd-7, 3rd-2) to win over Catfish Hunter (74 points) . . . In '73 he was named on 20 of 24 ballots good for 88 points (1st-14, 2nd-6, 3rd-0) to beat out Nolan Ryan (52 points).

Has finished in the top three in Cy Young balloting in five of the last six years ('73-1st, '74-no votes, '75-1st, '76-1st, '77-2nd, '78-3rd).

**Other Awards:** Was TSN's A.L. "pitcher of the year" in '73, '75, and '76, and has been named to the TSN's A.L. all-star team (by vote of fellow A.L. players) as the top righthander in each of the last four seasons and in six of the last eight.

He was voted to the A.P. major league all-star team in '75 and '76 and to the A.P. American League all-star team in '77 and '78. Has won three straight gold gloves as the top fielding pitcher in the A.L.

Jim is a two-time winner of the Sports Boosters of Maryland's "most valuable Oriole" award ('72 and '73) and has been a runner-up three times: in '75 (to Ken Singleton), in '76 (to Lee May), and in '78 (to Eddie Murray).

He was voted "comeback player of the year," in '75, by TSN and UPI. He won the Joe Cronin Award in '76 for significant achievement in the A.L., and finished second in the BBWAA's A.L. "most valuable player" balloting to Reggie Jackson in '73.

In August '75 he was picked as the A.L.'s "player of the month," and he has won an A.L. "player of the week" citation in each of the past four seasons.

**WS/ALCS:** Has a 7-2 record in post-season play . . . Is 4-1 in five ALCS (seven games) and 3-1 in four world series (six games) . . . Shares the record for most career wins in ALCS with Catfish Hunter (4).

Has gone the route to win all four of Orioles' pennant clinching games: '66-beat the K.C. A's on Sep. 22 to wrap up first A.L. title, '69-'70-'71—won the third and final game of the ALCS against the Twins the first two years and the A's in '71 as the O's swept each in three straight.

Became the youngest ever to pitch a shutout in the world series in game two, '66, when he blanked Sandy Koufax (in his last big league appearance), 6-0, at Dodger Stadium, on four hits . . . At the time, Jim was 20 years, 11 months, and 21 days old.

Also set a record by drawing two bases-loaded walks in the second game of the '71 World Series vs. Pittsburgh.

Won opening game of '70 Series vs. Cincinnati and the second game of '71 classic vs. Pittsburgh . . . Pitched nine innings in game six vs. the Pirates, one of the biggest games in the history of the franchise, and left with the score tied 2-2 . . . The O's ultimately won in the 10th to force the series to a seventh game with Dave McNally getting the win.

His only world series loss was to the New York Mets in game three, '69.

**All-Star Games:** In '78 Jim was named to the A.L. all-star team for the sixth time ('70, '71, '72, '75, '77, '78), and was chosen to start for the fourth time ('70, '72, '77, '78), but didn't fare too well for the second year in a row.

He gave up three hits, three runs (all earned), four walks, and fanned four in 2.2 innings at San Diego, but didn't give up any home runs and didn't get the loss . . . In '77 (at Yankee Stadium) he yielded five hits including three homers (Joe Morgan, the first hitter in the game, Greg Luzinski and Steve Garvey), and was the losing pitcher (7-5).

In three previous games ('70 Cin., '71 Det., '72 Atl.), Jim had pitched eight scoreless innings while allowing only three hits and two walks and striking out eight.

## JAMES (JIM) ALVIN PALMER (Cont.)

Has not pitched in an all-star game in any of the three years that he went on to win the Cy Young Award . . . He was not picked to the squad in '73 and '76, and did not pitch in '75 because of a tender arm although he was on the team.

### CAREER SIDELIGHTS

**Big League Debut/Early Career:** Made his major league debut in relief at Boston on Apr. 17, '65 (no decision), then earned his first win on May 16, '65, also in relief vs. Yankees' Pete Mikkelsen in Baltimore.

Led the O's in victories (15) in '66, the Birds' first pennant winning season . . . Dave McNally was second with 13.

**Major Injuries:** In '74, his only losing season in the majors (7-12), Jim had a sore elbow that put him on the disabled list for nearly eight weeks (June 20 to Aug. 13) . . . That was soon after he had lost seven in a row.

Back and shoulder miseries nearly ruined his career in '67-'68 . . . He pitched in only two games for the O's between June 8, '67, and the start of the '69 season . . . Pitched in Rochester, Elmira, and Miami during those two years, trying to shake the ailments, but it wasn't until a stint in the Puerto Rican League, after the '68 season, that he began to overcome his physical problems.

He made a dramatic comeback in '69 and was 9-2 when he tore a shoulder muscle (June 26, '69) and went back to disabled list for 42 days . . . He pitched his no-hitter only four days after coming off the list (in his second start) and wound up with a 16-4 record.

**Strikeouts/Walks:** Has fanned 10 or more batters 13 times including a career high of 13 strikeouts at Cleveland on July 1, '71 . . . He had one 12-strikeout performance in '77 vs. Milwaukee on May 24 at Baltimore, and has fanned 11 Twins three different times, all at Memorial Stadium ('70-1, '71-2).

He has twice walked eight batters in a game, both times in first appearances of the year ('66 and '70).

**Long Games:** During his career, Jim has worked 10 or more innings 19 times (none in '78): 10 innings-11, 11 innings-4 . . . He has a 5-6 record in these games with eight no-decisions.

**In Relief:** He has relieved 26 times in regular season play . . . Came out of the bullpen 21 times as a rookie in '65, and then relieved three times in '69.

Since June 28, '69, he has relieved only twice in 344 mound appearances (regular season), and both times picked up saves: July 3, '73 vs. Milwaukee for Grant Jackson and July 19, '75 vs. Oakland for Ross Grimsley . . . Since that last relief outing he has started all 134 games he's pitched.

He also relieved Doyle Alexander in the fifth game of the '73 ALCS at Oakland in a losing cause.

**Batting:** Has hit three home runs lifetime: off New York's Jim Bouton in Baltimore on May 16, '65; off Dave Morehead in Boston on Apr. 13, '66; and off Rich Hand of Cleveland on May 27, '70 in Baltimore.

Has a lifetime batting average of .174 (85-for-489) . . . He hasn't batted in a regular season game since Sep. 29, '72.

**Signing and Amateur Background:** Was signed to a bonus contract with the Orioles by Jim Russo and Jim Wilson . . . Was an outstanding three-sport athlete at Scottsdale High School (graduated '63) where he earned all-Arizona honors in baseball, basketball, and football . . . Played in Basin League in '63.

**Personal:** Drew critical raves for his work as color man for ABC's ALCS television coverage (with Keith Jackson and Howard Cosell) last October . . . Participated in Superstars competition for television in '75, '76, and '78.

Has served actively as national sports chairman of Cystic Fibrosis Research Foundation for last eight years.

Attended Arizona State University . . . He and his wife, Susan, were married Feb. 25, '64, and are the parents of two daughters: Jamie Michell (11/16/66) and Kelly Christina (6/5/69).

## JEFFREY (JEFF) ALAN RINEER


Born: July 3, '55; 6'4"; 210; Bats, L; Throws, L; Position: P.

**Birthplace/Residence:** Born in Lancaster, Pa. but grew up and still lives in nearby Pequea, Pa.

**Contract Status:**

**Tenure:** None.

**Signed Originally with:** Baltimore.



Year	Club	ERA	W	L	SVS	G	GS	CG	SHO	IP	H	R	ER	BB	SO
1975	Bluefield*	3.13	1	2	0	4	3	2	0	23	23	12	8	6	13
1975	Miami	5.63	3	3	0	11	7	2	0	48	69	36	30	20	25
1976	Miami	2.63	8	3	2	33	0	0	0	72	62	32	21	35	33
1977	Charlotte	3.19	8	6	5	40	7	3	0	93	83	39	33	28	48
1978	Rochester	4.69	9	4	5	48	5	2	0	119	136	67	62	43	62

Professional Totals 3.85 29 18 12 136 22 9 0 355 373 186 152 132 181

\*Orioles' third selection in secondary phase of June, 1975, free agent draft . . . Signed on 6/12/75.

**Pitches:** Fastball, curve, slider, and change . . . Can be used as starter, and in both long and short relief.

**1978:** Was 3-1 in five starts and 6-3 with five saves in 43 relief appearances . . . Set career highs in games, innings, walks, and strikeouts . . . Led Wings in games (48) . . . Defeated every I.L. opponent at least once . . . Pitched at Lara in Venezuelan League over the winter.

**Pro Career:** Has relieved in 114 of 136 appearances during his four years in organized baseball . . . Signed by Dick Bowie . . . Led the Southern League in mound appearances in '77 (40).

**Amateur Background:** Played two varsity seasons at Franklin & Marshall (Lancaster) . . . Was all-Middle Atlantic Conference both years ('74-'75) . . . Led nation's small colleges in strikeouts freshman year (150 in '74).

Graduated from Penn Manor High School in '72 . . . Was a two-time letter winner in basketball and an all-county selection in baseball four times . . . Was team's leading hitter and pitcher.

Played in Pennsylvania's American Legion east-west all-star game in Philadelphia Veterans Stadium in '73 . . . Participated in Little League, Babe Ruth, and American Legion baseball programs.

**Personal:** Of German descent . . . He and his wife, the former Wendy Jo Ike, were married Aug. 31, '78, just before the end of the International League season.

## GARY STEVEN ROENICKE


Born: Dec. 5, '54; 6'3"; 203; Bats, R; Throws, R; Position: OF.

**Birthplace/Residence:** Born in Covina, Cal. (due east of L.A.) . . . Grew up and still lives in West Covina.

**Contract Status:** Signed for '79.

**Tenure:** 151 days.

**Signed Originally with:** Montreal.





## GARY STEVEN ROENICKE (Cont.)

Year	Club	Pct.	G	AB	R	H	2B	3B	HR	RBI	SB	CS	HP	BB	SO
1973	Jamestown	.298	68	255	48	76	17	6	3	40	3	1	3	37	38
1974	West Palm Beach	.277	131	470	68	130	24	0	14	82	22	10	11	63	61
1974	Quebec	.333	1	3	0	1	0	0	0	0	0	0	0	0	0
1975	Quebec	.285	131	466	67	133	23	0	14	74	6	5	12	58	73
1976	Denver	.290	77	252	56	73	11	5	12	44	4	1	5	41	39
1976	Montreal	.222	29	90	9	20	3	1	2	5	0	0	1	4	18
1977	Denver*	.321	124	448	87	144	31	4	11	72	12	7	13	46	45
1978	Baltimore	.259	27	58	5	15	3	0	3	15	0	1	1	8	3
1978	Rochester	.307	98	329	49	101	15	1	13	64	3	7	7	34	50

Major League Totals .236 56 148 14 35 6 1 5 20 0 1 2 12 21

Professional Totals .292 686 2371 389 693 127 17 72 396 50 32 53 291 327

\*Acquired from Montreal Expos along with pitchers Don Stanhouse and Joe Kerrigan in deal for pitchers Rudy May, Randy Miller, and Bryn Smith (assigned from Rochester to Denver) on 12/8/77.

**1978:** Gary made the 25-man squad at the start of the season on the strength of an impressive spring training effort . . . However, he appeared in only 17 games in the first six weeks of the regular season and was batting .194 (7-for-36) when he was optioned to Rochester on May 18 to make room on the roster for Ellie Hendricks.

After a slow start in Rochester, he turned torrid in August and remained that way after rejoining the O's in September.

**Spring Training:** He batted .286 with two homers and eight rbi in 22 exhibitions and helped his cause immensely with a clutch ninth-inning homer in the final game of spring training vs. K.C. at Ft. Myers (it gave the O's a 1-0 lead).

**Rochester:** He led the Wings in home runs (13) and was second in rbi (64) to Wayne Krenchicki's 71.

On June 30 he was batting .272 . . . However, from that point on, in his final 34 games for the Wings, he drove in 38 runs, hit seven homers, and batted .366 (45-for-123) . . . In one particularly hot three-game stretch (Aug. 21-22) vs. Syracuse he went 6-for-9 with 11 rbi . . . Though he played the outfield primarily, he also saw action in five games at third base.

**Triumphant Return:** He rejoined the O's on Sep. 5, but didn't get into a game until Sep. 14 . . . In all, he appeared in 10 games in September, batted .364 (8-for-22) with three homers and nine rbi.

In his first game back, Gary hit his first American League home run (he hit two in N.L. in '76), a blast off Brewers' ace Mike Caldwell at County Stadium . . . He went 5-for-10 with eight rbi in his first three games, climaxed by his first major league grand slam on Sep. 18 at Cleveland off David Clyde.

From July 31 thru the end of the season his two club totals were: 44 games, .366 (53-for-145), 47 rbi, and 10 home runs.

**Pro Career:** Was Expos' first round choice (eighth player selected overall) in June '73 free agent draft . . . Was signed originally by Bob Zuk, then an Expos' scout, now scouting for the Orioles on the west coast.

**Montreal:** Was recalled by Montreal in Sep. '75, but did not appear in a game for the Expos.

On June 8, '76 he was brought up again, after Gary Carter broke a thumb . . . He went 0-for-9 (all vs. the Giants), then went on a 10-for-24 spree against the Giants, Dodgers, and Padres . . . He hit his first two big league homers in consecutive games, June 15 and 16, at San Diego . . . He returned to Denver July 14, then came back to Montreal after the American Association playoffs in September.

**Minors:** Was fourth in American Association with .321 average in '77 . . . Has batted .309 (318-for-1029) in last three years at AAA level.

Was named to league all-star teams in each of his first three pro seasons: NY-Penn League in '73 (3rd base), Florida State League in '74 (3rd base), and Eastern League in '75 (outfielder).

Led Florida State League in rbi (82), was second in homers (14) and was voted Topps' "player of the month" in June '74.

In '75, he was named the Eastern League's "mvp," led the loop in rbi (74), and celebrated his conversion from third to the outfield by pacing the league in outfield assists (22) . . . Was E.L.'s "player of the month" for August.

**Amateur Background:** Was a three-sport athlete at Edgewood High School (West Covina) . . . Played shortstop in baseball, forward in basketball and both split end and defensive back in football . . . Won high school all-America honors in baseball and was both all-league and all-valley in all three sports.

He played Pony, Colt, and Connie Mack baseball in West Covina.

**Personal:** His father, Floyd, a junior high teacher, is a former high school baseball coach.

Gary's younger brother, Ron, is an outfielder-first baseman in the Dodger chain . . . He hit .363 in 61 games last year for Lodi in the California League then batted .239 in 30 games at San Antonio in the Texas League . . . Ron was drafted by the A's in '74 and the Giants in '75, but didn't sign . . . He then joined the Dodgers after they drafted him in '77.

Gary has attended both Cal Poly in Pomona and UCLA ('77) in the off-season . . . Hobbies: water skiing, fishing, and golf.

He and the former Debra Lynn Britton of Denver, Colo., were married Oct. 28, '78.

## KENNETH (KEN) WAYNE SINGLETON

**Born:** June 10, '47; 6'4"; 211; **Bats,** L-R; **Throws,** R; **Position:** OF.

**Birthplace/Residence:** Born in New York City . . . Grew up in Mt. Vernon, N.Y. . . . Lived in Montreal for several years before moving to Westlake Village, Cal. (near L.A.) in Dec. '77.

**Contract Status:** Signed thru '81 . . . Agreed to a five year contract during spring training '77.

**Tenure:** Eight years, 100 days.

**Signed Originally with:** New York Mets.



Year	Club	Pct.	G	AB	R	H	2B	3B	HR	RBI	SB	CS	HP	BB	SO
1967	Winter Haven	.277	102	278	49	77	17	1	4	41	26	8	3	87	50
1968	Raleigh-Durham	.257	26	74	21	19	3	0	3	12	4	4	1	28	24
1968	Visalia	.316	80	263	61	83	5	0	11	35	8	4	4	70	54
1968	Jacksonville	.205	29	78	12	16	5	1	2	10	0	0	1	11	26
1969	Memphis	.309	115	366	65	113	16	6	10	65	8	5	2	78	69
1970	Tidewater	.388	64	219	48	85	16	1	17	46	3	3	0	57	26
1970	New York (N)	.263	69	198	22	52	8	0	5	26	1	1	1	30	48
1971	New York (N)	.245	115	298	34	73	5	0	13	46	0	1	2	61	64
1972	Montreal	.274	142	507	77	139	23	2	14	50	5	10	2	70	99
1973	Montreal	.302	162	560	100	169	26	2	23	103	2	8	2	123	91
1974	Montreal*	.276	148	511	68	141	20	2	9	74	5	2	0	93	84
1975	Baltimore	.300	155	586	88	176	37	4	15	55	3	5	1	118	82
1976	Baltimore	.278	154	544	62	151	25	2	13	70	2	2	0	79	76
1977	Baltimore	.328	152	536	90	176	24	0	24	99	0	1	2	107	101
1978	Baltimore	.293	149	502	67	147	21	2	20	81	0	0	2	97	94

Amer. League Totals .300 610 2168 307 650 107 8 72 305 5 8 5 401 353  
Nat. League Totals .277 636 2074 301 574 82 6 64 299 13 22 7 377 386

Major League Totals .289 4242 608 189 14 604 18 30 12 778 739  
1246 1224 136

\*Acquired from Montreal Expos along with pitcher Mike Torrez in deal for pitchers Dave McNally and Bill Kirkpatrick (assigned to Memphis) and outfielder Rich Coggins on 12/4/74.

**1978:** Though slowed by the effects of a Dec. 10, '77 operation for the removal of a bone chip and the transplantation of the ulnar nerve in his right (throwing) elbow, Ken led the O's in batting (.293) for the fourth straight time in four Baltimore seasons.

**On-Base Walks:** With an on-base percentage of .409 (246-for-601), Ken was second in the A.L. for the second year in a row to Rod Carew (.415).

Since joining the O's in '75, Ken has compiled a .407 on-base average (1056-for-2596) . . . During his entire big league career his percentage is .400 (2014-for-5032) . . . These figures do not include sacrifice hits or flies as appearances.

His .442 on-base percentage in '77 was just shy of Bob Nieman's '56 club record of .445.

Ken drew 97 walks which tied him with Steve Kemp of Detroit for second place in the A.L. behind Mike Hargrove (107) . . . He has averaged 100 walks in his four Baltimore seasons (401 total) and over the last six years has averaged 103 (617 total).

## KENNETH (KEN) WAYNE SINGLETON (Cont.)

**Switch-Hitting:** In '78, for the seventh time in nine big league seasons, Ken hit for a higher average lefthanded—.313 (112-for-352) than righthanded—.233 (35-for-150).

The principal factor in the 80-point differential was the off-season operation, the effects of which severely hampered his swing and power from the right side . . . Ken hit four home runs righthanded in '78 and 16 as a lefthander.

In '77, for only the second time in his career, he was more efficient from the right side (.373) than the left (.310), and also had a higher ratio of home runs to at bats righthanded (9 to 158) than lefthanded (15 to 358) . . . The only other year he hit better righthanded was '70, his rookie year with the Mets.

Lifetime in the majors Ken is batting .296 lefthanded (891-for-3006) with 103 home runs and .269 (333-for-1236) righthanded with 33 homers.

Since joining the O's in '75, he has hit .308 (487-for-1582) lefthanded with 53 homers and .278 (163-for-586) righthanded with 19 home runs.

**Batting Streaks:** Ken had a 17-game batting streak from July 17 thru Aug. 4 which raised his average from a season low of .279 to an even .300 (but he slipped below that level for good the next day).

In his four years with the O's Ken has had nine streaks of 10 or more games: 17-one, 14-one, 12-three, 11-two, and 10-two.

**Average by Month:** April-.341 (14-for-41, 1 hr, 11 rbi, 13 gms) . . . May-.298 (25-for-84, 3 hrs, 8 rbi, 26 gms) . . . June-.250 (21-for-84, 3 hrs, 12 rbi, 26 gms) . . . July-.333 (33-for-99, 5 hrs, 22 rbi, 28 gms) . . . Aug-.286 (28-for-98, 6 hrs, 15 rbi, 28 gms) . . . Sep./Oct.-.271 (26-for-96, 2 hrs, 13 rbi, 28 gms).

**Fielding:** Because of weakened right arm, Ken had only one outfield assist . . . He had nine in both '75 and '76 and eight in '77, and led all major league outfielders with 22 while with Expos in '73 . . . He expects the arm to be at full strength in '79.

**Orioles Career:** Ken earned the distinction of being chosen "most valuable Oriole" in two of his first three years in Baltimore ('75 and '77) by vote of Baltimore baseball writers and broadcasters.

'77: Set a club record with his .328 average, surpassing Bob Nieman's 22-year-old standard of .322 ('56) . . . Was third in the league in batting behind Rod Carew (.388) and Lyman Bostock (.336) . . . Tied Lee May for the club rbi lead (99) . . . Was second to Carew (.448) with an on-base pct. of .442 (285-for-645) and, with 107 walks, was runner-up to Toby Harrah (109).

Was elected to the A.P. A.L. all-star team, receiving the second highest total of outfield votes (189 behind Larry Hise's 196) . . . Reggie Jackson finished fourth . . . Was third in the BBWAA's vote for A.L. "mvp," with 200 points, behind Carew (273) and Al Cowens (217) . . . Received three first place votes.

Was batting over .400 righthanded until permanently slipping below that figure on Sep. 11 (finished at .373 righthanded and .310 lefthanded) . . . His average ranged from a low of .311 (May 31) to a high of .347 (July 8) after the first month of the season . . . Batted .331 before the all-star game and .325 after . . . Set a personal career high of 24 home runs.

Missed nine games from May 7 thru 17 with a severe eye infection ("virus keratitis") . . . Was first affected on Apr. 30, but played anyway and won the game with a 10th-inning single off Nolan Ryan.

'76: Overcame a very slow start to lead the club in hitting again . . . Was batting only .185 (28-for-151) on June 2, thru 42 games, then hit .312 (123-for-393) the rest of the way in 112 games . . . Had at least one hit in 91 of last 112 games . . . Beat out Reggie Jackson by one point, .278 to .277 on last day of season, but finished second to Bobby Grich in both on-base pct. and walks.

Batted .297 lefthanded and .224 righthanded . . . Played left-field when Jackson was in the lineup defensively (rightfield) . . . Despite 22-point drop in average from '75, Ken increased his rbi total by 15 (55 to 70).

'75: Won "mvo" award by slim margin over Jim Palmer . . . Set club record for walks (118), eclipsing Don Buford's '70 standard of 109 . . . Ranked third in A.L. in on-base pct. with .413 average behind Rod Carew and John Mayberry . . . Batted in the leadoff position primarily.

Led A.L. in plate appearances (714) . . . Shared A.L. "player of the week" award with Palmer for period of Aug. 11-17 during which he hit .577 (15-for-26) . . . Topped O's in average, hits, runs, doubles, and games . . . Batted .308 lefthanded and .274 righthanded.

**All-Star Game:** Played in his only all-star game in his home town (New York) after being selected to the '77 squad by Manager Billy Martin . . . Astonishingly, he did not finish in the top 12 in balloting for outfielders . . . Was hit by a Rick Reuschel pitch in his only plate appearance and played right field (replacing Reggie).

**A.L. Homers:** Until he hit his first A.L. grand slam, off Detroit's Jim Crawford in Baltimore on May 22, '76 (a two out, 9th-inning game winner), all of his 16 Orioles' home runs (including 15 in '75) had come with the bases empty.

Hit his second A.L. slam off California's Ken Brett at Anaheim on Aug. 6, '77 . . . His first in the majors was off the Phillies' Ron Schueler at Montreal on Sep. '29, '74.

**Ejection:** Ken has been tossed out of only one game in his big league career . . . That was by Russ Goetz on Aug. 27, '75, at K.C.

**N.L. Career:** Was the Mets' first pick in the January '67 free agent draft (signed by "Bubber" Jonnard) . . . Made his big league debut with the Mets in June '70, after being recalled from Tidewater where he was leading the International League in batting (.383).

Was traded by the Mets to Montreal with Mike Jorgensen and Tim Foli in the deal for Rusty Staub on Apr. 6, '72.

Enjoyed his best season in the majors in '73, with Expos, when he set several Montreal club records (100 runs, 103 rbi, and 123 walks) while batting .300 . . . Led all major league outfielders that year with 20 assists . . . Had a 15-game hitting streak . . . Played in every game.

**Amateur Background:** Was a baseball and basketball standout at Mt. Vernon High School in New York . . . Also played baseball at Hofstra University (Hempstead, L.I.) . . . Hit 36 home runs in three seasons in the semi-pro Bronx Federation League.

**Personal:** Ken and his wife, the former Colette Saint-Jacques of Verchères, Quebec, were married on Jan. 5, '74 . . . They have a son: Matthew Kenneth (11/24/76).

## DAVID (DAVE) LINDSEY SKAGGS


Born: June 12, '51; 6'1"; 205; Bats, R; Throws, R; Position: C.

**Birthplace/Residence:** Born in Santa Monica, Cal., but grew up in Torrance (south of L.A.) . . . Now lives in Cockeysville, Baltimore County.

**Contract Status:** Signed a three year contract in January '78, extending thru '80 season.

**Tenure:** Two years.

**Signed Originally with:** Baltimore.



Year	Club	Pct.	G	AB	R	H	2B	3B	HR	RBI	SB	CS	HP	BB	SO
1969	Aberdeen*	.314	62	220	21	69	11	1	4	31	1	0	1	13	22
1970	Aberdeen														
1971	Stockton	.190	77	184	23	35	2	0	3	13	7	1	0	41	40
1972	Miami	.209	72	239	25	50	3	1	3	23	1	2	0	34	29
1973	Lodi	.254	82	260	33	66	9	5	1	37	2	1	2	32	32
1974	Asheville	.251	110	363	41	91	16	2	5	38	0	2	0	52	36
1975	Asheville	.266	59	199	26	53	8	1	0	24	0	3	1	32	16
1976	Rochester	.222	41	99	4	22	8	0	0	10	2	0	0	18	19
1977	Rochester	.242	85	252	40	61	8	2	2	27	1	0	1	32	28
1978	Baltimore	.287	80	216	22	62	9	1	1	24	0	1	2	20	34
1979	Baltimore	.151	36	86	6	13	1	1	0	2	0	1	0	1	14

Major League Totals .248 116 302 28 75 10 2 1 26 0 2 2 21 48

\*Baltimore's 6th selection in June '69 free agent draft, regular phase . . . Signed on 7/21/69.

## DAVID (DAVE) LINDSEY SKAGGS (Cont.)

**1978:** Dave appeared in only 36 games in '78 compared to 80 the year before when he became the number one catcher following an injury to Rick Dempsey . . . He started 28 games, threw out 10 of 27 runners attempting to steal and committed only two errors in 168 total chances (.988).

**Defense:** In two big league seasons he has made only four errors in 548 total chances for a .993 percentage . . . Dave has thrown out 32 of 89 base stealers.

**Pro Career:** He is now in his 10th pro season (not including '70 which he missed because of military service), though he won't be 28 until June 1 . . . He has spent his entire career in the Baltimore organization since Al Kubski and Don Pries signed him in '69.

**Orioles '77:** Became the O's starting catcher after Rick Dempsey was sidelined July 8 with a broken left hand, compliments of Yankee pitcher Don Gullett . . . Dave's .287 average was the highest since his first pro season in the Northern League ('69).

From Aug. 11 thru Sep. 7, a 23-game period, he batted .418 (28-for-67) and raised his average from .237 to a season high .306 . . . Had five rbi at Detroit in the opener of a Sep. 7 doubleheader . . . In his first start after Dempsey's injury (July 9), Dave singled home the winning run off the Yankees' Sparky Lyle with two out in the 8th, breaking a 5-5 tie.

He hit his first (and only) major league home run in the final game of the season, off Rick Wise at Boston on Oct. 1 . . . Drove in 27 runs in 56 games while playing at Caguas in the Puerto Rican Winter League.

**Rochester '76:** Because of a broken thumb, he played in only 85 games, but still finished third in the I.L. in catchers' assists with 50 and fielded .989.

**Minors:** Played on pennant winners at Miami in '72, Lodi in '73, and Rochester in '76 . . . Led Southern League catchers in fielding and assists at Asheville in '74.

**Amateur Background:** Played baseball at North Torrance High School (graduated '69) . . . Was team "mvp" as a senior . . . Played Little League, Babe Ruth, and American Legion baseball.

**Personal:** Of Scandinavian descent . . . Hobbies: fishing and bowling . . . Dave and his wife, the former Linda Joyce Hendricks, were married Nov. 21, '70.

## BILLY ED SMITH


**Born:** July 14, '53; 6'2 1/2"; 182; Bats, L-R; Throws, R; Pos.: IF.

**Birthplace/Residence:** Born in Hodge, La., but grew up in San Antonio, Tex. . . . Now lives in Cockeysville, Baltimore County.

**Contract Status:** Signed for '79.

**Tenure:** Two years, 119 days.

**Signed Originally with:** California.



Year	Club	Pct.	G	AB	R	H	2B	3B	HR	RBI	SB	CS	HP	BB	SO
1971	Idaho Falls	.229	59	231	29	53	5	2	0	17	17	4	4	37	46
1972	Stockton	.231	127	455	58	105	15	10	5	31	15	8	12	62	128
1973	Salinas	.301	64	236	44	71	11	5	2	27	11	2	2	24	32
1973	El Paso	.331	46	166	32	55	6	2	4	18	11	4	3	16	26
1974	Salt Lake City	.206	40	126	15	26	5	0	0	11	6	2	2	14	16
1974	El Paso	.335	62	227	32	76	6	3	1	22	6	4	1	21	18
1975	California	.203	59	143	10	29	5	1	0	14	1	3	0	12	27
1975	Salt Lake City	.296	64	226	37	67	11	1	3	34	9	7	3	22	28
1976	Salt Lake City	.288	115	396	64	114	16	9	3	60	22	9	6	53	45
1976	California*	.375	13	8	0	3	0	0	0	0	0	0	0	0	2
1977	Baltimore	.215	109	367	44	79	12	2	5	29	3	2	1	33	71
1978	Baltimore	.260	85	250	29	65	12	2	5	30	3	0	1	27	40

**Major League Totals** .229 266 768 83 176 29 5 10 73 7 5 2 72 140

\*Played out option with California . . . selected by Baltimore in re-entry draft (11/4/76) and signed on 2/8/77.

**1978:** Billy went on the disabled list on June 30, with a pulled muscle in his lower left rib cage, and appeared in only 21 games over the rest of the season.

He was reactivated July 19, but did not play in a game until Aug. 2 (thus missing the entire month of July) . . . By this time both Rich Dauer and Doug DeCinces were permanent fixtures at second and third and he had trouble getting back into the regular lineup.

He was batting only .200 (17-for-85) after a 1-for-23 slump thru May 23, then put together three straight three-hit games (starting May 24), went on to hit safely in nine straight thru May 31 (was 17-for-30), and raised his average to a season high of .296.

**Switch-Hitting:** He was a natural lefthanded batter, but has been switch-hitting since Little League days . . . In '77, Billy hit only .151 righthanded (as opposed to .226 as a lefthander) . . . In '78, he went the other way, batting .346 (18-for-52) righthanded and .237 (47-for-198) lefthanded.

He hit his first and only righthanded home run (in the majors) on June 14, in Baltimore, off California's Ken Brett.

**Defense:** He played 83 games at second and two at short . . . Committed five errors in 359 total chances at second (.986).

In two years with the Orioles, he has compiled a .989 percentage at second base over 187 games . . . He has made only 10 errors in 896 chances (406 putouts and 480 assists) at the keystone.

**Winter Ball:** Played for Frank Robinson at Santurce in the Puerto Rican League during the past winter.

**Orioles:** He was the first player acquired by the O's thru the re-entry system (Steve Stone and Al Bumbry have since joined him).

**Vs. Yankees:** Billy has a lifetime average of .351 (26-for-74) against the Yankees . . . He batted .364 (16-for-44) against them in '77 and .318 (7-for-22) in '78 . . . While with the Angels in '75 and '76 he went 3-for-8 vs. the Bombers.

**'77:** Billy started the season on the bench but ten days later (Apr. 17) took over at second base (for a time) for the slumping Rich Dauer who had gone 0-for-16 in the first five games of the year. Billy went 6-for-8 that day in a (Sunday) doubleheader at Texas and hit his first big league home run.

Ten days later (Apr. 27) he was leading the league in batting with a .472 average (17-for-36).

He went on to enjoy a fine year defensively at second where he fielded .991 with just five errors in 537 chances (additionally, he also played some games at first and short), but his hitting fell off sharply in early June. He was still batting .289 on June 8, but batted only .159 the rest of the way (33-for-208).

He wound up starting 92 games at second compared to Dauer's 69 starts there, but Rich drew the nod in 36 of the last 44 games of the season.

Billy played his best baseball at Texas when his parents, from San Antonio, were in the stands watching him . . . He went 10-for-19 (.526) at Arlington in '77, and hit his first career homer there.

**Angels:** He signed with the Angels in '71, after they had selected him on the third round of the June free agent draft (signed by Rex Carr) and played 72 games for California in '75-'76.

**'75:** Appeared in 59 games and played at every infield position . . . He was a regular at shortstop during May and June after Orlando Ramirez was injured, but was sent back to Salt Lake City during the second half of the year.

Played the entire game at short for the Angels the day (June 1) Nolan Ryan pitched his fourth career no-hitter, this one against the Orioles.

**'76:** Came up to Anaheim late in the year after playing at Salt Lake City (P.C.L.) where he played 1B-2B-3B-SS-OF.

**Amateur Background:** Earned four letters in baseball and two in basketball at John Jay High School (San Antonio), graduating in '71 . . . Was a two-time all-city selection baseball. Played in Pony League and Little League baseball programs.

**Personal:** His father, also Billy Smith, was an outstanding outfielder in fast-pitch softball for many years . . . Represents the Orioles as an after-dinner speaker in the off-season . . . Single.



## JAMES (JIM) LORNE SMITH


Born: Sep. 8, '54; 6'3"; 180; Bats, R; Throws, R; Position: SS.

**Birthplace/Residence:** Born in Santa Monica, Cal. . . Grew up in Inglewood and now lives in Los Angeles.

**Contract Status:** Signed for '79.

**Tenure:** None.

**Signed Originally with:** Baltimore.



Year	Club	Pct.	G	AB	R	H	2B	3B	HR	RBI	SB	CS	HP	BB	SO
1976	Bluefield*	.290	70	262	46	76	14	1	5	35	7	4	1	31	47
1977	Charlotte	.200	125	424	51	85	14	1	10	41	6	6	5	46	78
1978	Rochester	.221	102	290	37	64	11	0	5	26	1	3	1	36	58

Professional Totals .231 297 976 134 225 39 2 20 102 14 13 7 113 183

\*Orioles' sixth selection in regular phase of June, 1976, free agent draft . . . Signed on 6/10/76.

**Pro Career:** Has led his league in fielding at shortstop in each of his three pro seasons . . . Resembles Mark Belanger in style and build . . . Has excellent defensive credentials and good bat power, but needs to make more consistent contact . . . Signed for the O's by Ray Poitevint.

**Rochester '78:** Led I.L. shortstops with a .952 percentage (25 errors in 525 chances) . . . Missed a month between May 3 and June 5 after breaking the little finger on his right hand fielding a grounder.

Selected to play in the International League all-star game in Columbus vs. the Texas Rangers, Aug. 7 . . . Though he went 0-for-3, he drew two standing ovations for defensive gems he made on Richie Zisk and John Ellis.

Drove in at least four runs with successful squeeze bunts . . . He and outfielder Mark Corey both jumped from rookie league to AAA in just two seasons.

**Charlotte '77:** Led Southern League shortstops in percentage (.963), assists (460), total chances (702 including 26 errors), and double plays (111) . . . Orlando's Dale Soderholm was second in the league in double plays with 77 . . . Alan Trammell, Detroit's sensational rookie shortstop in '78, played in the Southern League in '77, but finished below Smith in percentage (.956), chances (612), and double plays (70), though he played in nine more games.

Jim and Wayne Krenchicki were prime contributors to a new league record by one club for double plays in a season (182 in 140 games).

Despite his .200 average, he hit 10 home runs . . . Hit .264 in 41 games in the Florida Instructional League in the fall of '77.

**Bluefield '76:** Led Appalachian League in fielding percentage (.956), assists (206), and total chances (321 including 14 errors) in 69 games . . . Named to Appalachian League all-star team.

**Amateur Background:** Played baseball for three seasons at Long Beach State . . . Set school records for most rbi season, most career hits, most total bases season and career, and also established mark for most games played career . . . Was team captain and was also selected to all-Pacific Coast Athletic Association team in '76.

Graduated from Inglewood High School in '72 . . . Played two varsity seasons . . . Was captain senior year and was also voted the outstanding defensive player in the league that season.

Played semi-pro baseball in the Alaskan (Summer) League in '74 and '75 for the Kenai Peninsula Oilers . . . Was '74 team "mvp" and was selected to league all-star team in '75.

Played Little League, Babe Ruth, Pony League, and American Legion baseball . . . Was an all-star in "Big League" baseball program in '70 and '71 . . . His team participated in "Big League" world series at Fort Lauderdale in '71, and Jim was voted to all-tournament team.

**Personal:** A member of the Church of the Latter Day Saints . . . Worked for United Parcel Service during the past off-season . . . His dad works for Continental Airlines and his mother for the Federal Aviation Administration.

**Hobbies:** golf, photography, and automobile repair . . . Jim and his wife, Loralee (Lori), have one daughter, Christie Lee (6/6/75).

The Smiths own two class A champion stock horses, and Lori has won numerous awards with them . . . She went to U.C.L.A. while Jim was at Long Beach State.

## NATHANIEL (NAT) SNEEL


Born: Sep. 2, '55; 6'4"; 190; Bats, R; Throws, R; Position: P.

**Birthplace/Residence:** Born in Orangeburg, S.C. Grew up and still lives in Vance, S.C.

**Contract Status:** Signed for '79.

**Roster:** Rochester.

**Signed Originally with:** Baltimore.



Year	Club	ERA	W	L	SVS	G	GS	CG	SHO	IP	H	R	ER	BB	SO
1977	Miami*	1.70	7	7	0	16	16	6	2	106	106	41	20	15	68
1978	Charlotte	3.64	7	13	0	28	28	10	2	193	193	91	78	44	97

Professional Totals 3.95 14 20 0 44 44 16 2 299 299 132 98 59 165

\*Signed with Orioles' organization as an undrafted free agent on Sep. 5, '76.

**1978:** Ranked third in the Southern League in innings (193) and led the Charlotte O's in innings, starts (28) and strikeouts (97), and tied Rick Mayo for most complete games (10).

He lost seven of his first nine, then won four of five decisions from June 22 thru July 17, and his only loss in that period was by a 1-0 score . . . After that he dropped five of his six decisions . . . In eight of his 13 losses Charlotte scored either no runs or one run.

Pitched for Orioles' club in the Florida Instructional League . . . In 10 games he had a 2.00 era, was 2-1, walked six and fanned 23 in 45 innings.

**Pro Career:** Signed originally by Dick Bowie . . . In two pro seasons he has walked fewer than two per nine innings (1.75) . . . Quick learner . . . Picked up the slider after two minutes of instruction from pitching coach Ray Miller.

In '77, his rookie year, he fell just six innings short of qualifying for the Florida State League's era title . . . The leading qualifier had a 2.01 era compared to Nat's 1.70.

**Amateur Background:** He earned four varsity letters in baseball at Tennessee State University (Nashville) . . . Was team captain twice and won TSU's "Big Blue Player of the Year" award ("mvp") in both '75 and '76.

Graduated from Roberts High School in '72 . . . Played baseball, basketball, and football . . . Was captain of all three teams as a senior . . . Was team "mvp" in baseball . . . In basketball he was all-conference, all-state, and team "mvp."

Played American Legion baseball . . . Had the distinction of pitching his Legion and high school team to state championships in the same year.

**Personal:** Needs one more semester to get his degree at TSU . . . During the off-season he occasionally works as a substitute teacher . . . Hobbies: horseback riding and tennis . . . Nickname: Frog . . . Single.

## MINIMUM MAJOR LEAGUE SALARY

The minimum salary for a major league player in 1979 is \$21,000.

## DONALD (DON) JOSEPH STANHOUSE

Born: Feb. 12, '51; 6'2"; 198; Bats, R; Throws, R; Position: P.

**Birthplace/Residence:** Born and raised in DuQuoin, Ill. . . . Maintained a residence in Towson, Md. last winter.

**Contract Status:** Signed thru '79.

**Tenure:** Five years, 57 days.

**Signed Originally with:** Oakland.



Year	Club	ERA	W	L	SVS	G	GS	CG	SHO	IP	H	R	ER	BB	SO
1969	Tri-City	3.10	5	1	3	12	6	5	2	61	50	25	21	31	88
1970	Birmingham	2.25	7	5	1	16	11	5	0	84	57	27	21	42	80
1971	Des Moines	3.74	7	4	0	22	22	6	1	154	143	71	64	85	104
1972	Denver	3.86	2	2	0	5	5	2	0	35	28	17	15	27	32
1972	Texas	3.77	2	9	0	24	16	1	0	105	83	48	44	73	78
1973	Spokane	7.36	3	5	0	12	11	2	0	66	80	56	54	42	55
1973	Texas	4.76	1	7	1	21	5	1	0	70	70	41	37	44	42
1974	Spokane	2.44	4	5	0	12	4	2	0	48	38	16	13	27	40
1974	Texas	4.94	1	1	0	18	0	0	0	31	38	20	17	17	26
1975	Montreal	8.31	0	0	0	4	3	0	0	13	19	12	11	5	5
1975	Memphis	1.91	6	5	0	13	12	5	2	80	67	27	17	30	47
1976	Montreal	3.77	9	12	1	34	26	8	1	184	182	84	77	92	79
1977	Montreal*	3.42	10	10	10	47	16	1	1	158	147	72	60	84	89
1978	Baltimore	2.88	6	9	24	56	0	0	0	75	60	28	24	52	42

Amer. League Totals	3.91	10	26	25	119	21	2	0	281	251	137	122	186	188	
Nat. League Totals	3.78	19	22	11	85	45	9	2	355	348	168	149	187	173	

Major League Totals 3.83 29 48 36 204 66 11 2 636 599 305 271 373 361  
 \*Acquired from Montreal Expos with pitcher Joe Kerrigan and outfielder Gary Roenicke in deal for pitchers Rudy May, Randy Miller, and Bryn Smith (assigned from Rochester to Denver) on 12/8/77.

**Pitches:** Fastball, slider, curve.

1978: Don was third in the A.L. in saves, with 24, behind Rich Gossage, N.Y. (27) and Dave LaRoche, Cal. (25).

He was fourth in total relief points (wins + saves) with 30 (6 + 24) behind Gossage (37), LaRoche (35), and Mike Marshall, Min. (31).

In the competition for the Rolaids "Fireman of the Year" award, Don ranked third with a total of 51 points (2 points for each win and save minus one point for each loss). Gossage (63) and LaRoche (61) were "one-two."

**Saves For:** Jim Palmer (9), Dennis Martinez (6), Mike Flanagan (4), Nelson Briles (2), John Flinn (1), Tippy Martinez (1), and Scott McGregor (1).

**No Home Runs:** Don did not give up a single home run in '78 over 56 games and 75 innings . . . He has now pitched in 62 games (86 innings) since yielding his last homer, to the Mets' John Stearns at Montreal, Sep. 13, '77.

**Exclusively in Relief:** Since turning exclusively to relief pitching at Montreal on July 26, '77, he is 11-11 with 33 saves and a 2.21 era (126 innings, 31 er).

**Fast Start/Hot Streaks:** He was 0-0 with five saves and an 0.00 era thru his first eight appearances (thru Apr. 29) for the O's, and had pitched 9.2 scoreless innings with a yield of only five hits . . . It wasn't until his ninth game, May 3, that the opposition finally scored on him.

Picked up three wins and six saves in 11 appearances from July 16 thru Aug. 15 and had four saves in four games from Sep. 1 thru 8.

**Save Without a Pitch:** Don earned a save vs. Bos. on Sep. 4 without throwing a pitch . . . He relieved Scott McGregor with two out, a 5-3 lead, and the tying runs on in the 9th . . . Before delivering to the plate, he managed to pick off Carlton Fisk at first to end the game.

**Odds and Ends:** In 12 of his 56 appearances he did not allow a batter to reach safely via hit, walk, or hit-by-pitch . . . His longest stint was five innings vs. Texas on July 16 (Don won the game) and he went as far as three innings twice . . . He dropped three decisions in a five-day period from Sep. 19 thru 24 . . . Had at least one win and/or one save vs. every opponent but the Detroit Tigers against whom he was 0-2 with no saves.

122

**Montreal ('75-'77):** He was acquired from the Texas Rangers along with infielder Pete Mackanin in the deal for outfielder Willie Davis on Dec. 5, '74.

'77: He was 6-2 with 10 saves and a 1.39 era in 31 relief assignments (71.1 ip, 50 h, 11 er) and 4-8 with a 4.08 era in 16 starts (87 ip, 97 h, 49 er) . . . From July 26 to the end of the season he pitched exclusively out of the bullpen, and compiled a 5-2 record with nine saves plus a 1.22 era (51.1 ip, 7 er) in 24 games.

Gave up 11 home runs in his first 20 games in '77 then yielded only one "gopher" over 27 appearances spanning 60 innings . . . Only two of his 12 home run balls were hit off him in relief.

**Start/Relieve Summary:** In two and a fraction seasons with the Expos, he was 11-20 as a starter with a 4.50 era (264 ip, 277 h, 132 er) in 45 games . . . In relief he was 8-2 with 11 saves and a 1.68 era (91 ip, 71 h, 17 er) in 40 appearances.

**Career vs. N.L. Opponents (W-L-Sv):** Atl. (2-1-1), Chi. (1-4-1), Cin. (2-0-3), Hou. (0-2-0), L.A. (1-3-0), N.Y. (1-0-1), Phi. (1-3-1), Pit. (2-1-2), St. L. (3-3-0), S.D. (4-2-1), S.F. (2-3-1).

**Vs. Reds:** Compiled an outstanding record vs. Cincinnati while with Expos . . . Along with his two wins, no losses, and three saves against the Reds, he had a 2.35 career era (30.2 ip, 19 h, 8 er).

'75: Started the season with Expos' AAA club at Memphis, but was brought up to Montreal June 15 . . . However, after appearing in only four games he developed a sore shoulder and was returned to Memphis on July 18 for the rest of the season.

'76: Made eight relief appearances at the start of the season then joined Montreal's starting rotation for the balance of the year . . . Was 7-12 as a starter and 2-0 with one save in relief . . . Was Expos' "player of the month" for June (was 3-2 with four complete games in six starts and a 1.71 era that month).

**Early Career:** Was Oakland A's first choice in the June '69 free agent draft as a third baseman.

**First Pro Season:** Played 31 games at third that year at Tri-City in the Northwest League and hit .267 (44-for-165) with two homers and 36 rbi . . . Started to pitch part way thru that first season and wound up leading the league in strikeouts with 88 in only 61 innings.

**Texas ('72-'74):** Was acquired by the Rangers along with pitcher Jim Panther from Oakland in deal for Denny McLain on Mar. 4, '72 . . . Struck out the first three batters he faced in his big league debut in '72 against the White Sox (Pat Kelly, Jorge Orta, Richie Allen) and fanned nine in 6.2 innings in that game on Apr. 19, '72 . . . That still represents a career strikeout high.

Was 4-17 overall for the Rangers with a 4.28 era (206 ip, 191 h, 98 er, 134 bb, and 146 so) in parts of three seasons . . . He never spent a whole year with the "big" club.

**Amateur Background:** Averaged two strikeouts per inning in three years at DuQuoin High School . . . Was also a standout in football . . . Played Little League, Babe Ruth, and American Legion baseball in DuQuoin.

**Personal:** Attended Mesa (Arizona) Community College . . . Golf and listening to music are principal hobbies . . . Single.

## SAMUEL (SAMMY) LEE STEWART, JR.


Born: Oct. 28, '54; 6'3"; 208; Bats, R; Throws, R; Position: P.

**Birthplace/Residence:** Born in Asheville, N.C., but grew up and still lives in nearby Swannanoa.

**Contract Status:** Signed for '79.

**Tenure:** 31 days.

**Signed Originally with:** Baltimore.



123

## SAMUEL (SAMMY) LEE STEWART, JR. (Cont.)

Year	Club	ERA	W	L	SVS	G	GS	CG	SHO	IP	H	R	ER	BB	SO
1975	Bluefield*	6.07	3	3	1	18	4	0	0	43	62	44	29	26	29
1976	Miami	2.42	12	8	0	23	22	12	2	182	147	65	49	86	79
1977	Rochester	6.29	0	5	0	10	10	0	0	54	68	41	38	35	28
1977	Charlotte	2.08	9	6	0	16	16	10	3	117	93	32	27	45	56
1978	Rochester	3.80	13	10	0	27	27	6	1	173	168	90	73	93	111
1978	Baltimore	3.27	1	1	0	2	2	0	0	11	10	5	4	3	11

Major League Totals 3.27 1 1 0 2 2 0 0 11 10 5 4 3 11

Professional Totals 3.41 38 33 1 96 81 28 6 580 548 277 220 288 314

\*Signed by Orioles to Bluefield contract as un-drafted free agent on 6/15/75.

Pitches: Fastball, slow curve, slider, and change.

1978: Sammy was recalled from Rochester along with pitchers Dave Ford and Tim Stoddard on Sep. 1 . . . The Orioles were facing five games in three days against the White Sox and were short of pitching.

**Record Breaker:** He made his debut the day he reported (Sep. 1) vs. Chicago and set a major league record (in the second game of a doubleheader) by striking out seven straight batters in his first big league game. His victims: Jorge Orta, Chet Lemon, and Thad Bosley in the second; Mike Colbern, Kevin Bell, and Claudell Washington in the third; and Greg Pryor in the fourth.

The old record was six, shared by Karl Spooner (Brooklyn '54) and Pete Richert (Los Angeles '64).

Sammy went 5.1 innings and struck out a total of nine batters . . . Joe Kerrigan relieved him with a 9-2 lead and went the rest of the way to save the victory (9-3).

**One More Time:** Four weeks later, Sep. 29, in his only other outing, he lost at Detroit in a starting role.

**Rochester:** He won seven of his last nine decisions including six in a row at one point and went on to lead the Red Wings in: era (3.80 among qualifiers), wins (13), starts (27), innings (173), walks, (93), strikeouts (111), and wild pitches (8). Was 4-0 vs. the Tidewater Mets.

**Odds and Ends:** Pitched at Caguas in Puerto Rican Winter League during the off-season . . . Appeared in four exhibitions for O's in spring training, was 1-0 and gave up only one run in eight innings.

**Pro Career:** Was drafted by the K.C. Royals while in junior college but did not sign . . . After he was not picked in the June '75 draft, he attended a major league tryout camp in Asheville that summer . . . Rip Tutor, then an O's scout, was there, signed him for Baltimore, and Sam reported almost immediately to Bluefield.

**Miami '76:** He pitched a seven-inning no-hitter for Miami against the Winter Haven Red Sox (July 20), winning 1-0 . . . Led Florida State League in walks (86), but was tops among Miami starters in era (2.42) and led the staff in innings (182).

**Rochester/Charlotte '77:** He made the big jump from A to AAA at the start of the season, but was 0-5 in 10 starts for the Red Wings and was sent down to AA Charlotte on June 4.

He turned things around quickly, won four of his first five Southern League decisions and compiled an overall 2.08 era with 24 more innings pitched than hits allowed.

Had gone to spring training with the O's as a non-roster invitee and in his only exhibition appearance, earned a decision over the Yankees with two hitless innings in relief (Mar. 13).

**Amateur Background:** Played baseball and basketball for two years at Montreat-Anderson J.C. (Montreat, N.C.) . . . Had lowest era (0.36) in nation among junior college pitchers in '74 . . . Was a shortstop and designated hitter when not pitching and batted .378 . . . Was "mvp" in conference in last year . . . Averaged 15.4 points in two seasons of basketball at Montreat-Anderson . . . Played in Shenandoah Valley Summer League while in college.

Played four years of baseball, basketball, and football at Charles D. Owen High School . . . Was quarterback and safety man in football . . . Set school one-game scoring record in basketball (38 points) and averaged 18.6 per game.

Played Little League, Babe Ruth, and American Legion baseball . . . His legion team won N.C. state championship in '72.

**Personal:** His principal hobbies are hunting and fishing . . . He and his wife, the former Peggy Jean Logan, were married Jan. 22, '77.

## TIMOTHY (TIM) PAUL STODDARD


Born: Jan. 24, '53; 6'7"; 235; Bats, R; Throws, R; Position: P.

**Birthplace/Residence:** Born and raised in East Chicago, Ind. . . . Now lives in nearby Griffith, Ind.

**Contract Status:**

**Tenure:** 86 days.

**Signed Originally with:** Chicago White Sox.



Year	Club	ERA	W	L	SVS	G	GS	CG	SHO	IP	H	R	ER	BB	SO
1975	Knoxville	4.23	3	4	7	31	6	2	1	66	66	40	31	43	37
1975	Chicago	9.00	0	0	0	1	0	0	0	1	2	1	1	0	0
1976	Knoxville	2.89	9	8	0	20	19	9	0	140	147	55	45	60	62
1976	Iowa	5.59	0	2	0	12	2	0	0	29	37	20	18	15	20
1977	Charlotte*	3.21	10	7	5	36	18	10	2	174	175	75	62	66	94
1978	Baltimore	6.00	0	1	0	8	0	0	0	18	22	17	12	8	14
1978	Rochester	2.61	7	3	6	45	2	1	0	76	80	28	22	32	70

Major League Totals 6.16 0 1 0 9 0 0 0 19 24 18 13 8 14

Professional Totals 3.41 29 25 18 153 47 22 3 504 529 236 191 224 297

\*Signed with Baltimore organization as a free agent on 4/8/77, after being released by Chicago White Sox (3/28/77).

Pitches: Sinking fastball, slider, curve, and change. Forces batters to hit many ground balls.

1978: Tim enjoyed a sensational spring with the Orioles (0.64 era, 14 ip, 7 h, 2 r, 1 er) and earned a spot on the 25-man squad that started the season. In his last exhibition outing he fanned four Yankees in a three-inning stint during which he gave up only one hit plus an unearned run.

On opening day, however, he yielded two home runs at Milwaukee (one a slam by Sixto Lezcano) during an 11-3 loss . . . After seven appearances, he was 0-1 with no saves and an 8.76 era and was sent to Rochester, May 6, at the same time that John Flinn was promoted (for the first time).

**Rochester:** He started slowly for the Wings and on June 15, despite a 2-1 record with one save, had a 4.50 era, had given up 29 hits in 24 innings, had walked 16, and fanned only 15.

After that he worked in 27 games and forged a 1.73 era (52 ip, 51 h, 10 er) and fanned 55 while walking only 16, won five, lost two, and saved five . . . Started twice in 45 appearances and completed one.

**Return:** Tim came back to Baltimore on Sep. 1 along with pitchers Dave Ford and Sammy Stewart . . . In his only appearance for the O's that month, he worked 5.2 scoreless innings in relief at Milwaukee on the 13th in a losing cause . . . Pitched for Frank Robinson at Santurce in Puerto Rican League last winter and led league with 1.86 era.

**Orioles System '77:** Tim was signed to a Charlotte contract by Clyde Klutts, 11 days after the White Sox released him in their spring training camp.

He started 18 times in his first 20 games at Charlotte, but from July 21 on he pitched exclusively in relief (16 games, 2-0, five saves, 24 ip, 4 er, 1.50 era). Walked 21 in his first 21 innings, then passed only 45 more in his last 153 frames.

**Pro Career:** He signed his first contract with the White Sox on May 26, '75, after they had chosen him in the second round of the secondary phase of the January '75 draft . . . He had been picked by Texas in the regular phase of the June '74 draft, but chose to remain in college.

**Big League Debut:** Tim was called up to the White Sox in Sep. '75 after his rookie season at Knoxville . . . Appeared in one game, and pitched one inning against Minnesota on Sep. 7 . . . Went to spring training with White Sox in both '76 and '77.

'76: Was starting pitcher in Southern League all-star game against the Atlanta Braves, after compiling a 5-2 record with a 1.90 era in the early going at Knoxville. Moved up to Des Moines in the AAA American Association later that year.



## TIMOTHY (TIM) PAUL STODDARD (Cont.)

**Amateur Background:** Tim was a baseball and basketball standout at North Carolina State University (Raleigh) . . . Graduated in '75.

**Baseball (N.C. State):** Pitched for three ACC championship teams under baseball coach Sammy Esposito, the former White Sox infielder . . . Was 16-3 with a 2.28 era during three collegiate seasons.

Holds the unique distinction of having won or saved the ACC title game three years in a row . . . In each of those years ('73, '74, '75), he started and won a tournament game one day, then appeared in relief the following day to clinch the championship by recording either a win or a save . . . He sparked as a senior ('75) when he was 4-0 with five saves and a 1.05 era.

**Basketball (N.C. State):** Was a forward on the powerful NC State basketball teams of '73 and '74 that went 57-1 and finally dethroned UCLA (which had won seven straight national titles) in '74 NCAA tournament . . . The Wolfpack eliminated UCLA in the semifinals, 80-77, in double overtime (after trailing by seven points in the second extra period), then went on to defeat Marquette, 76-64, in the finals. Tim scored the first field goal in the Marquette game.

In '73 State was unbeaten (27-0), but was ineligible for post-season play . . . Among the others on the '74 championship team were all-American Dave Thompson (Denver, NBA), Tom Burleson (K.C. Kings, NBA), Monte Towe (formerly with Denver), and Moe Rivers.

**High School/Other:** He graduated from Washington High School in East Chicago in '71 . . . Captained the baseball team for two years. Also played basketball and football . . . His basketball team won the Indiana State championship, and Tim was an all-state selection.

Compiled a 13-4 record in the Central Illinois Collegiate League in '73-'74 . . . Played Little League, Babe Ruth, and American Legion baseball.

**Personal:** Sometimes works as a substitute teacher in the off-season . . . Hobbies: basketball and bowling . . . Probably the tallest player ever to appear on an Orioles' roster.

Tim and his wife, the former Diane Payne, were married July 12, '75 . . . Diane is a graduate of Ball State University (Muncie) . . . The Stoddards have two daughters: Laura Ann (10/10/76) and Anne Marie (10/13/78).

## STEVEN (STEVE) MICHAEL STONE

**Born:** July 14, '47; 5'10"; 175; Bats, R; Throws, R; Position: P.

**Birthplace/Residence:** Born and raised in Cleveland, Ohio . . . Has lived in Chicago for the last several years.

**Contract Status:** Signed a four year contract in Nov. '78, extending thru '82 season.

**Tenure:** Seven years, 135 days.

**Signed Originally with:** San Francisco.



Year	Club	ERA	W	L	SVS	G	GS	CG	SHO	IP	H	R	ER	BB	SO
1969	Fresno	3.61	12	13	0	27	27	9	3	167	170	82	67	57	184
1970	Amarillo	3.95	9	5	0	19	18	7	1	114	103	55	50	59	108
1970	Phoenix	1.71	5	3	0	8	8	4	1	58	46	13	11	23	50
1971	Phoenix	3.98	6	3	0	10	9	3	0	61	60	29	27	23	57
1971	San Francisco	4.14	5	9	0	24	19	2	2	111	110	56	51	55	63
1972	San Francisco	2.98	6	8	0	27	16	4	1	124	97	48	41	85	49
1973	Chicago (A)	4.24	6	11	1	36	22	3	0	176	163	87	83	82	138
1974	Chicago (N)	4.13	8	6	0	38	23	1	0	170	185	92	78	64	90
1975	Chicago (N)	3.95	12	8	0	33	32	6	1	214	198	103	94	80	139
1976	Chicago (N)	4.08	3	6	0	17	15	1	1	75	70	36	34	21	33
1977	Chicago (A)	4.51	15	12	0	31	31	8	0	207	228	115	104	80	124
1978	Chicago (A)*	4.37	12	12	0	30	30	6	1	212	196	110	103	84	118
Amer. League Totals		4.39	33	35	1	97	83	17	1	595	587	312	290	246	380
Nat. League Totals		3.84	34	37	0	105	14	5	694	660	335	298	305	374	
		139													
Major League Totals		4.11	67	72	1	188	31	6		1247	647	588	551	754	
		236 1289													

\*Played out option with White Sox . . . Selected by Baltimore in re-entry draft and signed four year contract on 11/29/78.

126

**Pitches:** Fastball, slider, curve, and change.

**Re-entry:** Steve is one of three players the Orioles have signed thru the re-entry system since its inception in the fall of '76 (others: Billy Smith and Al Bumbry) . . . He was one of seven players (including Bumbry) picked by O's in the Nov. '78 re-entry draft (others: Larry Gura, Elias Sosa, Lee Lacy, Jim Slaton, and Darrell Evans).

Of the 15 eligible pitchers considered most prominent by the O's in the '78 draft, only one had more wins over the last two years than Stone . . . That was Tommy John who had 37 victories for the Dodgers . . . Slaton and Stone both won 27 and all the rest fewer, e.g., Luis Tiant-25, Larry Gura-24, Jim Colborn-22, and Jim Barr-20.

Steve is believed to be the only player who has gone thru the re-entry system twice and to have been signed twice. He first secured his free agency from the Cubs in '76, and was subsequently signed by the White Sox.

**White Sox:** He did two tours of duty with the White Sox ('73 and '77-'78) and had a combined 33-35 record . . . In his last two seasons, however, he was 27-24.

'78: In eight of his 12 losses the Sox were shut out or held to one run . . . However, he did win big over California on May 31, 17-2 . . . Steve blanked Cleveland on a June 5 three-hitter, 2-0, but lost to Texas, 1-0, on a two-hitter to Jon Matlack on Aug. 15 (while with the Cubs he once lost a combined one-hitter with Tom DeLore to San Diego, 2-1, July 19, '75) . . . He was also blanked by the O's on Sep. 1 (1st game), 3-0, by Jim Palmer and Don Stanhouse.

**Vs. Each Opponent:** Bal. (0-1), Bos. (0-1), Cal. (3-0), Cle. (2-1), Mil. (1-2), Oak. (1-1), Sea. (1-2), Tex. (2-2), and Tor. (2-2).

'77: Rebounded from an injury plagued '76 season during which he was 3-6 for the Cubs to lead the surprising Sox in wins (15) . . . That was the year the Pale Hose, under Bob Lemon, surprised the experts with a 90-72 record and a third place finish in the west.

Steve was 6-3 thru the end of May with six complete games in 10 starts and a 2.55 era . . . He was 5-0 during May.

'73: He was traded by the Giants to the Chisox on Nov. 29, '72, with outfielder Ken Henderson, for former University of Maryland pitcher Tom Bradley . . . Was 4-4 on June 8, then dropped seven in a row.

He finished the season on a high-note, however, with a 1-0 win over the world champion Oakland A's (Sep. 30), while setting a career high of 12 strikeouts . . . Went 9.1 innings in that game then Cy Acosta came on to get the last two batters.

Had 138 strikeouts in 176 innings to finish second on the staff to Wilbur Wood who fanned 199 in more than twice as many innings (359).

**Cubs:** On Dec. 11, '73, the Sox traded Steve uptown to the Cubs along with pitcher Ken Frailing, catcher Steve Swisher, and a player to be named later (pitcher Jim Krummel) in the deal for Ron Santo.

He was 20-14 in his first two years with the Cubs and 23-20 overall . . . In '75 he enjoyed his best percentage season (12-8, .600) and set career highs in wins, starts (32), innings (214), and strikeouts (139). That year, he won his first five decisions (didn't lose his first game until June 14) and was 11-5 on Aug. 14.

A sore shoulder limited his efforts to a total of 17 games and 75 innings in '76 (was on the disabled list from Apr. 25 thru July 2) . . . He played out his option that year and then signed with the Sox.

**Giants:** Steve was signed originally by the Giants after they had picked him in the Jan. '69 free agent draft . . . He spent only 2½ seasons in their farm system before coming up to the majors to stay.

In '71, Willie Mays' last year in a San Francisco uniform, he trained with the Giants in the spring as a non-roster player, but made the 25-man cut . . . He was 4-2 thru May, but then experienced control problems, lost seven of eight decisions thru July 18, and was optioned to Phoenix . . . He was recalled in September, but was ineligible for the NLCS (Giants vs. Pirates).

Despite a losing record in '71, he had a 2.98 era and pitched 27 more innings than he allowed hits.

**N.L. Career Record (34-37):** Atl. (5-2), Chi. (0-2), Cin. (0-4), Hou. (3-4), L.A. (2-2), Mon. (4-3), N.Y. (3-5), Phi. (4-4), Pit. (4-2), St. L. (2-4), S.D. (5-2), S.F. (2-3).

127

## STEVEN (STEVE) MICHAEL STONE (Cont.)

**A.L. Career Record (33-35):** Bal. (1-4), Bos. (3-2), Cal. (5-1), Chi. (0-0), Cle. (5-3), Det. (0-1), K.C. (1-2), Mil. (4-4), Min. (0-2), N.Y. (0-3), Oak. (4-3), Sea. (3-3), Tex. (4-4), Tor. (3-3).

**Minors Highlights:** Averaged virtually a strikeout per inning in the minor leagues (399 wiffs in 400 innings) . . . In '69, at Fresno, he once struck out 17 batters in a nine-inning game.

**Amateur Background:** Played two years at Kent State University (Kent, Ohio) where he was a batterymate of the Yankees' Thurman Munson . . . Steve was all-Mid-American Conference and team captain junior year.

At Brush High School in Cleveland (graduated '65) he won all-state honors with an 0.46 era as a junior and captained the club as a senior.

He had a two-year record of 23-1 in the Cleveland Class A sandlot league for a club that was 60-7 . . . Played Little League and American Legion baseball . . . Once pitched and won both ends of a doubleheader in a legion game.

Was a standout tennis player in his teens, and won several city singles and doubles championships . . . He shot a hole-in-one at the age of 11 and had a 180 bowling average while at Kent State.

**Personal:** Jewish . . . Graduated from Kent State in '70 with a teaching degree in history and government . . . Is a gourmet and wine connoisseur and is a part owner of a group named "Lettuce Entertain You" which owns and operates six (soon to be eight) restaurants, the most famous of which is the "Pump Room" at the Ambassador East Hotel in Chicago.

Writes poetry and has been published in Los Angeles, San Francisco, and Chicago papers as well as in the *National Jewish Monthly* . . . Hobbies: reading, chess, and racquet-ball.

Plans to buy a home in the Baltimore area (Ruxton in Baltimore County) . . . Single.

★ ★ ★

## BIGGEST LIFETIME WINNERS-LOSERS vs. ORIOLES

**Winners:** Whitey Ford, the Yankee Hall of Famer, still holds the distinction of having beaten the Orioles more often than any other pitcher though he has been retired since '67 . . . Ford was 30-16 lifetime against the Birds. He is followed by "Catfish" Hunter (26-24), Mickey Lolich (25-19), Billy Pierce (23-11), Early Wynn and Frank Sullivan (both 21-8), Jim Kaat (21-20), Earl Wilson (20-9), Luis Tiant (20-20), Jim Perry (20-22), and Camilo Pascual (20-23).

**Losers:** Hunter, the second biggest winner against the Orioles lifetime, is also the biggest loser (24) . . . It wasn't always thus, but despite a 2-1 record vs. the O's in '78, "Catfish" has lost eight of his last 11 decisions against Baltimore.

Others oft-beaten by the Birds are: Jim Perry (22), Fritz Peterson (14-21), Tiant (20), Lolich (19), and Sam McDowell (9-19) . . . Possibly, the least successful opponents pitcher has been Jim Colborn, late of Milwaukee, K.C., and Seattle, who was 0-3 against the O's in '78 and is now 3-17 lifetime.

★ ★ ★

## O'S ARE BIGGEST WINNERS IN MAJORS FOR LAST 22 YEARS

It was in 1957 that the Orioles first began to jell as a team. That year they finished at .500 (76-76) for the first time after having gone 180-282 in their first three Baltimore seasons, 1954-55-56. During the 22 seasons that have elapsed from 1957 thru 1978, the Orioles have won more games than any other major league club. Listed below are the standings of the 16 clubs that have played during that entire period:

1. Orioles 1977-1532 (.563)	10. White Sox 1797-1722 (.511)
2. Yankees 1959-1557 (.557)	11. Braves 1783-1733 (.507)
3. Reds 1953-1560 (.556)	12. Twins, nee Senators 1771-1744 (.504)
4. Dodgers 1953-1567 (.555)	13. Phillies 1696-1818 (.483)
5. Pirates 1890-1624 (.538)	14. Indians 1681-1830 (.479)
6. Giants 1857-1661 (.528)	15. A's 1668-1849 (.474)
7. Cardinals 1828-1686 (.520)	16. Cubs 1647-1867 (.469)
8. Tigers 1817-1704 (.516)	
9. Red Sox 1804-1716 (.513)	

Since the franchise came to Baltimore from St. Louis prior to the 1954 season (25 seasons thru '78), the O's have compiled the fourth best record in the majors (2157-1814, .543) behind: Yankees (2255-1723, .567), Dodgers (2236-1745, .562), and Reds (2193-1782, .552).

## AMERICAN LEAGUE PUBLICITY DIRECTORS

Club	Name	Area	Office		Home
			Sw'b'd	Private	
A.L.	Bob Fishel Phyllis Merhige	(212)	682-7000	682-7084	355-2433 458-0876
BAL.	Bob Brown Mac Barrett	(301)	243-9800	235-9710	825-8560 377-0360
BOS.	Bill Crowley Dick Bresciani	(617)	267-9440	267-2890	444-8366 237-7618
CAL.	Tom Seeborg Steve Grimley	(714)	634-2000	634-2829	586-2211 993-0982
CHI.	Don Unferth	(312)	924-1000	924-1412	598-7439
CLE.	Harry Jones Joe Bick	(216)	861-1200	861-4454	331-2715 257-4439
DET.	Hal Middlesworth Dan Ewald	(313)	962-4000	962-0825	963-3922 528-0518
K.C.	Dean Vogelaar Bruce Carnahan	(816)	921-8000	921-8154	229-6446 (913) 341-2579
MIL.	Tom Skibosh	(414)	933-1818	933-6975	781-0157
MIN.	Tom Mee Laurel Prieb	(612)	854-4040	854-3670	447-2065 854-0153
N.Y.	Mickey Marabito Larry Wahl	(212)	293-4300	293-1720	597-2883 (914) 476-1243
OAK.	Carl Finley	(415)	638-4900	635-3927	444-6292
SEA.	Randy Adamack Dave Szen	(206)	628-3555	628-3319 628-3580	883-7961 322-7238
TEX.	Burt Hawkins Dan Schimek	(817)	273-5222	273-5255 273-5256	265-8708 275-8272
TOR.	Howard Starkman David Honderich	(416)	595-0077	595-0282 595-0077	622-6245 484-0110
Comm. Off.	Bob Wirz Art Berke Marty Appel	(212)	586-7400	765-2177 265-3959 586-7518	(203) 762-9302 (914) 835-1841 (914) 949-1223

## NATIONAL LEAGUE PUBLICITY DIRECTORS

Club	Name	Area	Office		Home
			Sw'b'd	Private	
N.L.	Blake Cullen	(212)	582-4213	582-4584	247-5100
ATL.	Bob Hope Wayne Minshew	(404)	522-7630	577-3667	292-6560 987-9487
CHI.	Buck Peden Jim Davidovich	(312)	281-5050	281-6955 281-1380	271-5693 833-7785
CIN.	Jim Ferguson	(513)	421-4510	421-2990	232-7590
HOU.	Art Perkins Paul Darst	(713)	749-9500	749-9523 749-9597	524-0209 668-3340
L.A.	Fred Claire Steve Brenner	(213)	224-1500 224-1301	224-1310 224-1331	(714) 624-9383 (213) 996-2493
MTL.	Richard Griffin Monique Giroux	(514)	253-3434	253-3263	935-8291 384-9924
N.Y.	Art Richman Tim Hamilton	(212)	672-2000	672-2457 672-5996	688-9183
PHI.	Larry Shenk Chris Wheeler	(215)	463-6000	755-9321 755-9322	(302) 798-4205 483-7563
PIT.	Joe Safety	(412)	323-1000	322-5084	941-5444
ST. L.	Jim Toomey C. J. Cherre	(314)	421-3060	421-6450	966-3775 576-7194
S.D.	Bob Chandler	(714)	283-4494	283-1790	279-1583
S.F.	Stu Smith	(415)	468-3700	468-5544	573-6054

## ORIOLES SPRING RECORDS—1954-1978

Year	Training Site	W-L†	Home Att.*	Home Dates*	Year	Training Site	W-L†	Home Att.*	Home Dates*
1954	Yuma	16-12	10,684	4	1966	Miami	15-11	51,372	17
1955	Daytona B'ch	11-15	14,697	7	1967	Miami	14-13	50,513	11
1956	Scottsdale	10-19	15,699	9	1968	Miami	12-12	47,208	15
1957	Scottsdale	14-19	15,568	9	1969	Miami	19- 5	33,210	13
1958	Scottsdale	11-19	16,092	11	1970	Miami	11-12	34,995	11
1959	Miami	17- 8	25,771	13	1971	Miami	14-13	45,185	13
1960	Miami	16-13	39,158	19	1972	Miami	10- 8	42,522	10
1961	Miami	12-16	46,419	16	1973	Miami	13-11	47,003	13
1962	Miami	13-11	43,816	16	1974	Miami	11-11	40,247	12
1963	Miami	17-10	52,748	14	1975	Miami	18- 9	41,623	13
1964	Miami	16-12	49,257	15	1976	Miami	4-11	29,123	8
1965	Miami	12-16	55,602	14	1977	Miami	14-10	51,918	11
					1978	Miami	13-11	57,812	12

† Against major league "A" teams only.

\* Includes only games played at training site.

## SPRING TRAINING DATA

**Headquarters Hotel:** DuPont Plaza, 300 Biscayne Blvd. Way,  
Miami, Fla. 33131—(305) 358-2541

**Training Camp:** Miami Stadium, 2301 N.W. Tenth Avenue,  
Miami, Fla. 33127—(305) 633-9857

**Please direct all correspondence to Miami Stadium  
and not to the DuPont Plaza**

**First Workout Dates:** Pitchers and Catchers—Fri., Feb. 23  
Infielders and Outfielders—Thu., Mar. 1

★ ★ ★

## SPRING SCHEDULE

Mar. Day	Opponent	Place	Time	Score	Bat.-Opp.
*10 Sat.	New York Yankees	Ft. Lauderdale	1:30	—	—
*11 Sun.	New York Yankees	Miami	2:00	—	—
12 Mon.	Montreal Expos	Miami	1:30	—	—
13 Tue.	Atlanta Braves	Miami	7:30	—	—
*14 Wed.	Los Angeles Dodgers	Miami	7:30	—	—
15 Thu.					
16 Fri.	Atlanta Braves	West Palm Beach	1:30	—	—
*17 Sat.	Texas Rangers	Miami	1:30	—	—
*18 Sun.	Pittsburgh Pirates	Miami	2:00	—	—
19 Mon.	Los Angeles Dodgers	Vero Beach	1:30	—	—
*20 Tue.	Philadelphia Phillies	Miami	7:30	—	—
21 Wed.	Atlanta Braves	West Palm Beach	1:30	—	—
22 Thu.	Texas Rangers	Pompano Beach	1:30	—	—
23 Fri.	Kansas City Royals	Fort Myers	1:30	—	—
*24 Sat.	Kansas City Royals	Miami	1:30	—	—
*25 Sun.	Texas Rangers	Pompano Beach	1:30	—	—
26 Mon.	Texas Rangers	Miami	7:30	—	—
27 Tue.	Montreal Expos	Daytona Beach	1:30	—	—
28 Wed.	Toronto Blue Jays	Dunedin	1:30	—	—
29 Thu.	Pittsburgh Pirates	Bradenton	1:30	—	—
*30 Fri.	Atlanta Braves	Miami	7:30	—	—
{ 31 Sat.	Atlanta Braves	West Palm Beach	1:30	—	—
{ 31 Sat.	New York Yankees	Miami	7:30	—	—
Apr.					
1 Sun.	Miami Hurricanes	Mark Light Field	1:30	—	—
† 2 Mon.	New York Yankees	Ft. Lauderdale	1:30	—	—
3 Tue.	Texas Rangers	Miami	1:30	—	—
4 Wed.	St. Louis Cardinals	St. Petersburg	12:00	—	—
5 Thu.					
6 Fri.	'79 Opener vs. White Sox in Baltimore				

## TICKET DATA

For game and ticket information write or call Orioles' spring training ticket manager at Miami Stadium, 2301 N.W. Tenth Ave. . . 635-5395 . . .  
Prices: Box Seats—\$5.00 . . . Terrace Box—\$3.50 . . . General Admission—\$2.50 . . . Senior Citizens' and Children's General Admission—\$1.50.

\*Game to be broadcast on WFBR (1300) Radio.

†Game to be televised by WMAR (Channel 2).

★ ★ ★

## SPRING TRAINING NOTES

This is the 21st straight spring the Orioles have trained in Miami. Over the last 20 years some 890,000 have watched the Birds in exhibition games at Miami Stadium. Last year the Orioles drew 57,812 in 12 Miami Stadium playing dates, an average of 4,818, the highest in the O's tenure in Miami.

The permanent seating capacity at Miami Stadium is 9,548, but the Orioles and Yankees drew a standing room crowd of 12,464 for a Sunday afternoon game on March 14, 1965.

• • •

Orioles' spring training records, '54 thru '78: Hitting—Don Lenhardt (.462, 24-for-52) in '54 and Don Baylor (.438, 32-for-73) in '75 . . . Home Runs—8, by Baylor in '75, Tito Francona in '56 and Frank Robinson in '66 . . . RBI—25, by Francona in '56 and Gus Triandos, '59.

130

# ORIOLES 1979 SCHEDULE

## APRIL

SUN	MON	TUES	WED	THU	FRI	SAT
1	2	3	4	5	6	7
8	9	10	11	12	13	14
15	16	17	18	19	20	21
22	23	24	25	26	27	28
29	30					

O's-Photo Albums-Free To All  
Sun., May 6

## MAY

SUN	MON	TUES	WED	THU	FRI	SAT
1	2	3	4	5	6	7
8	9	10	11	12	13	14
15	16	17	18	19	20	21
22	23	24	25	26	27	28
29	30					

## JUNE

SUN	MON	TUES	WED	THU	FRI	SAT
1	2	3	4	5	6	7
8	9	10	11	12	13	14
15	16	17	18	19	20	21
22	23	24	25	26	27	28
29	30					

## JULY

SUN	MON	TUES	WED	THU	FRI	SAT
1	2	3	4	5	6	7
8	9	10	11	12	13	14
15	16	17	18	19	20	21
22	23	24	25	26	27	28
29	30	31				

## AUGUST

SUN	MON	TUES	WED	THU	FRI	SAT
1	2	3	4	5	6	7
8	9	10	11	12	13	14
15	16	17	18	19	20	21
22	23	24	25	26	27	28
29	30					

## SEPTEMBER

SUN	MON	TUES	WED	THU	FRI	SAT
1	2	3	4	5	6	7
8	9	10	11	12	13	14
15	16	17	18	19	20	21
22	23	24	25	26	27	28
29	30					

ALL STARTING TIMES ARE EASTERN TIMES

HOME ☐ AWAY ☐



DH—DOUBLEHEADER

(\*)—TELEVIEWED GAME—SUBJECT TO CHANGE

(\*\*)—BOTH GAMES OF DOUBLEHEADER TO BE TELEVIEWED

B—BARGAIN NIGHT.....\$1 OFF ON UPPER RESERVED SEATS

G—GROUP NIGHT.....SPECIAL PRICES FOR GROUPS OF 50 OR MORE.

CALL GROUP SALES DEPARTMENT AT 243-9800

McDONALD'S NIGHTS.....BOTH A MEAL AND AN UPPER RESERVED

SEAT FOR LESS THAN THE PRICE OF THE SEAT

GAME TIMES WILL BE CHANGED IN EVENT THAT SATURDAY AFTER-  
NOON OR MONDAY NIGHT HOME GAMES ARE SELECTED FOR  
NATIONAL TELEVISION.



## ORIOLES YEAR-BY-YEAR LEADERS

Yr.	Average	Home Runs	Runs Batted In	Stolen Bases
54	Abrams....293	Stephens....8	Stephens....46	Coan....9
55	*Philly....299 Triandos....277	Triandos....12	Triandos....65	Diering....5 Pope....5
56	Nieman....322	Triandos....21	Triandos....88	Francona....11
57	Boyd....318	Triandos....19	Triandos....72	Pilarcik....14
58	*Nieman....325 Woodling....276	Triandos....30	Triandos....79	Pilarcik....7
59	Woodling....300	Triandos....25	Woodling....77	Pilarcik....9
60	B. Robinson....294	Hansen....22	Gentile....98	Breeding....10
61	Gentile....302	Gentile....46	Gentile....141	Brandt....10
62	B. Robinson....303	Gentile....33	Gentile....87	Brandt....9
63	*Orsino....272 *A. Smith....272 Powell....265	Powell....25	Powell....82	Aparicio....40
64	B. Robinson....317	Powell....39	B. Robinson....118	Aparicio....57
65	B. Robinson....297	Blefary....22	B. Robinson....80	Aparicio....26
66	F. Robinson....316	F. Robinson....49	F. Robinson....122	Aparicio....25
67	F. Robinson....311	F. Robinson....30	F. Robinson....94	Aparicio....18
68	*Buford....282 B. Robinson....253	B. Robinson....17	Powell....85	Buford....27
69	F. Robinson....308	Powell....37	Powell....121	Blair....20
70	*Rettenmund....322 F. Robinson....306	Powell....35	Powell....114	Blair....24
71	Rettenmund....318	F. Robinson....28	F. Robinson....99	Buford....15 Rettenmund....15
72	Grich....278	Powell....21	Powell....81	Baylor....24
73	*Bumbry....337 Davis....306	Williams....22	Davis....89	Baylor....32
74	Davis....289	Grich....19	Davis....84	Baylor....29
75	Singleton....300	Baylor....25	L. May....99	Baylor....32
76	Singleton....278	R. Jackson....27	L. May....109	Bumbry....42
77	Singleton....328	L. May....27 Murray....27	L. May....99 Singleton....99	Kelly....25
78	Singleton....293	DeCinces....28	Murray....95	Harlow....14

\*Did not qualify for batting title . . . Player listed 2nd was highest qualifier.

Yr.	Won	Lost	Innings Pitched	ERA
54	Coleman....13	Larsen....21	Coleman....221	Pillette....3.12
55	Wilson....12	Wilson....18	Wilson....235	Wilson....3.45
56	Moore....12	Wight....12	Moore....185	C. Johnson....3.42
57	Johnson....14	Moore....13	Johnson....242	Johnson....3.20
58	Portocarrero....15	Harshman....15	Harshman....236	Harshman....2.90
59	Pappas....15 Wilhelm....15	O'Dell....12	Wilhelm....226	Wilhelm....2.19
60	Estrada....18	Estrada....11 Fisher....11 Pappas....11	Estrada....209	Brown....3.06
61	Barber....18	Fisher....13	Barber....248	Pappas....3.03
62	Pappas....12	Estrada....17	Estrada....223	Roberts....2.78
63	Barber....20	Barber....13 Roberts....13	Barber....259	Barber....2.75
64	Bunker....19	Barber....13	Pappas....252	Bunker....2.69
65	Barber....15	Barber....10	Barber....221 Pappas....221	Pappas....2.61
66	Palmer....15	Palmer....10	McNally....213	McNally....3.17
67	Phoebe....14	S. Miller....10 Richert....10	Phoebe....208	Phoebe....3.33
68	McNally....22	Phoebe....15	McNally....273	McNally....1.95
69	Cuellar....23	Cuellar....11	Cuellar....291	Palmer....2.34
70	Cuellar....24 McNally....24	Palmer....10	Palmer....305	Palmer....2.71
71	McNally....21	Cuellar....9 Palmer....9	Cuellar....292	Palmer....2.68
72	Palmer....21	Dobson....18	Palmer....274	Palmer....2.07
73	Palmer....22	McNally....17	Palmer....296	Palmer....2.40
74	Cuellar....22	Grimsley....13	Grimsley....296	Grimsley....3.07
75	Palmer....23	Grimsley....13	Palmer....323	Palmer....2.09
76	Palmer....22	Cuellar....13 Palmer....13	Palmer....315	Palmer....2.51
77	Palmer....20	R. May....14	Palmer....319	Palmer....2.91
78	Palmer....21	Flanagan....15	Palmer....296	Palmer....2.46

## 1979 ORIOLES INFORMATION GUIDE SUPPLEMENT

### HOW THEY JOINED THE ORIOLES

A total of 21 players on the current 38 man roster were signed originally by the Orioles as free agents with no previous professional experience. The other 17 players started their professional careers in other organizations before joining the Baltimore system.

### FREE AGENT DRAFT (16)

	Drafted When	Phase	Round		When Drafted	Phase	Round
*Bumbry	'68-June	reg.	2nd	Ford	'75-June	reg.	1st
Chism	'74-June	sec.	4th	Garcia	'71-June	reg.	3rd
Corey	'76-Jan.	reg.	2nd	Kennedy	'76-June	reg.	8th
Crowley	'66-June	reg.	11th	Krenchicki	'76-Jan.	sec.	1st
Dauer	'74-June	reg.	1st	Murray	'73-June	reg.	3rd
DeCinces	'70-June	sec.	3rd	Rineer	'75-June	sec.	3rd
Flanagan	'73-June	reg.	7th	Skaggs	'69-June	reg.	6th
Flinn	'73-Jan.	sec.	6th	J. Smith	'76-June	reg.	6th

### SIGNED AS "UNDRAFTED" FREE AGENTS (3)

Larry Harlow	.....Aug. 24, '70	Dennis Martinez	.....Dec. 10, '73
Sam Stewart	.....June 15, '75		

### ORIGINALLY SIGNED BY ORIOLES BEFORE FREE AGENT DRAFT RULE (2)

(Prior to 1965)

Mark Belanger	.....June 19, '62	Jim Palmer	.....Aug. 16, '63
---------------	-------------------	------------	-------------------

### SELECTED IN MAJOR LEAGUE DRAFT FOR \$25,000 (1)

Elrod Hendricks	.....Nov. 28, '67
-----------------	-------------------

### SELECTED AND SIGNED VIA RE-ENTRY DRAFT SYSTEM (3)

*Al Bumbry	.....Selected Nov. 3, '78	Signed Jan. 30, '78
Billy Smith	.....Selected Nov. 4, '76	Signed Feb. 8, '77
Steve Stone	.....Selected Nov. 3, '78	Signed Nov. 29, '78

### SIGNED AS FREE AGENTS WITH PREVIOUS PROFESSIONAL EXPERIENCE (2)

Jose Bastian	.....Signed to Charlotte contract on Feb. 28, '77
Tim Stoddard	.....Signed to Charlotte contract on Apr. 8, '77

### CONTRACTS PURCHASED FROM OTHER ORGANIZATIONS (2)

John Lowenstein	on Nov. 27, '78.....from Texas . . . on waiver claim (\$20,000)
Andres Mora	.....from Saltillo of Mexican League (AAA) on Aug. 11, '75 Signed Rochester contract.

### PLAYERS ACQUIRED FROM TRADES (10)

Player	From	Date	With	Acquired For
Rick Dempsey	Yankees	6/15/76	Tippy Martinez (p) Rudy May (p) Scott McGregor (p) (to Roch.) Dave Pagan (p)	Doyle Alexander (p) Ellie Hendricks (c) Ken Holtzman (p) Grant Jackson (p) Jimmy Freeman (p)
Carlos Lopez	Mariners	12/ 8/77	Tommy Moore (p) (to Roch.)	Mike Parrott (p)
Pat Kelly	White Sox	11/18/76		Dave Duncan (c)
Joe Kerrigan	Expos	12/ 8/77	Gary Roenicke (of) Don Stanhouse (p)	Rudy May (p) Randy Miller (p) Bryn Smith (p) (to Denver)
Tippy Martinez	Yankees	6/15/76	See Dempsey	See Dempsey
Lee May	Astros	12/ 3/74	Jay Schlueter (of)	Rob Andrews (if) Enos Cabell (if)
Scott McGregor	Yankees	6/15/76	See Dempsey	See Dempsey
Gary Roenicke	Expos	12/ 8/77	See Kerrigan	See Kerrigan
Ken Singleton	Expos	12/ 4/74	Mike Torrez (p)	Richie Coggins (of) Bill Kirkpatrick (p) Dave McNally (p)
Don Stanhouse	Expos	12/ 8/77	See Kerrigan	See Kerrigan

\*Note Bumbry is listed in two categories.

## FARM SYSTEM COACHES—1979

**RALPH ROWE**, 54 (7/14/24), begins his third year as the Orioles' minor league batting instructor after 18 years with the Twins-Senators.

During his tenure in the Calvin Griffith organization, he played the outfield, managed for 12 years, coached third base for the big league club for four seasons (1972-75), and in 1976 served as special assignment scout and hitting instructor in the Minnesota farm system.

Rowe, who was born and still lives in Newberry, S.C., is highly regarded as a teacher of hitting. During his minor league playing career, the 5'6" outfielder batted over .300 six times in 15 seasons, spanning 20 years from 1942 to 1961, with time out for military service.

He originally signed with the Cleveland Indians and later had stints in the Chicago (N.L.) and Minnesota systems. He played as high as AAA in 1949 with Los Angeles.

As a manager, Ralph recorded three straight first place finishes—in 1967 and 1968 at Orlando in the Florida State League, and 1969 at Charlotte in the Southern League. He also had four second place clubs. Ralph last managed in 1971 at Portland in the Pacific Coast League.

**AL WIDMAR**, 54 (3/20/25), who won 22 games for the 1949 International League Orioles and pitched for the Red Sox, Browns, and White Sox from 1947 to 1952, enters his second campaign as minor league pitching instructor. In 1978 he succeeded Ray Miller, who had held the post for four years before replacing George Bamberger as the O's major league pitching coach.

Widmar has been in baseball for over 35 years as a player and coach. He spent 17 years as a pitcher and compiled an overall record of 192-160, including 13-30 in the American League. During his minor league days he won 20 or more games three times.

The 6'4", 195-pound righthander concluded his active career as a pitcher in 1958, after three years as player-manager at Tulsa in the Texas League. He spent the next 12 years in the Philadelphia Phillies organization alternating as minor league and major league pitching coach.

In 1970 he joined the Milwaukee Brewers as minor league pitching instructor, became the major league pitching coach in July, 1973, and then director of player development in 1975. He held that position until November, 1977, when he was released by the Brewers.

Widmar, in addition to his coaching duties last year, served as interim manager of the Rochester Red Wings between the resignation of Ken Boyer on April 28 and the arrival of Frank Robinson from Baltimore on May 9.

A Cleveland native and fishing enthusiast, Al lives in Tulsa.

## FARM CLUBS '78

### ROCHESTER

Rochester (Class AAA, 68-72, 6th, International League, Ken Boyer and Frank Robinson, managers) finished out of the playoffs for only the fifth time in the 18 years they have been working with the O's. Robinson took over the Red Wings on May 9, following Ken Boyer's April 28 resignation to manage the St. Louis Cardinals. Al Widmar, minor league pitching coach, managed the club during the interim (Earl Stephenson handled the club the day Boyer left).

The club's "mvp" was versatile infielder Wayne Krenchicki who led the International League in runs (93) and games (140) and topped the club in hits (154), doubles (27), rbi (71), and walks (79). He was second in homers (12) and stolen bases (17).

Krenchicki, who batted .296 (9th in the league), was chosen as the third baseman on the National Association/Topps Chewing Gum all-triple-A all-star team, but was not selected to the International League all-star team picked by baseball writers. That was probably due in large measure to the fact that he played three different positions in an almost equal number of games: second base (50), third base (56), and shortstop (48).

Tom Chism, the dh-first baseman from Chester, PA, ranked third in the league in hitting with a .317 average, hit 10 homers, and drove in 62 runs. Outfielder Mark Corey, who underwent knee surgery in spring training, batted .324 in 74 games despite a late start.

Gary Roenicke, who went north with the major league club in April before being optioned to Rochester on May 18, hit .307 (98 games) for

(Continued on next page)

### ROCHESTER (Cont.)

the Wings while leading the team in homers (13). His 64 rbi placed second to Krenchicki (71).

Sammy Stewart led the staff in wins (13), starts (27), innings (173), strikeouts (111), and walks (93). Dave Ford was 11-6, Jeff Rineer 9-4 with five saves, and Tim Stoddard 7-3 with six saves.

Jim Smith, despite batting .221, led the loop's shortstops defensively.

### CHARLOTTE

Charlotte (Class AA, 66-78 composite, 29-39, 5th in first half; 37-39, 4th in second half, East Division, Southern League, Lance Nichols, manager) was led by designated hitter "Satch" Sanders, who paced the Southern League in total bases (226) and the Charlotte Orioles in hitting (.303) and rbi (72). He was second in homers (16).

Infielder Doug Clarey led the club in home runs (19) and was second in rbi (69).

Jose Bastian, who was promoted to Rochester in mid-July, was 8-4 with a 2.71 era and was the only Charlotte player chosen for the Southern League all-star game vs. Atlanta.

Other leading moundsmen were Nat Snell (7-13, 3.64 era) and Pete Torrez (8-12, 3.74 era). Billy Presley, who led the entire organization in era and saves in '77, was 7-7, with six saves and an era of 2.49 in 44 games.

### MIAMI

Miami (Class A, 76-65 composite, 38-35, 2nd in first half; 38-30, 1st in second half, Southern Division, Florida State League, Jimmy Williams, manager) for the second straight year was the only Baltimore affiliate to compile a winning record and see playoff action.

The Miami O's won the Florida State League Championship by winning a one-game playoff against the southern division's first half winners, the Ft. Myers Royals, then defeating the northern division title-winning Lakeland Tigers in a best of three playoff.

Miami has finished first in the league and/or division eight times in the last 11 seasons.

Although the O's failed to produce the league batting champ for the first time in four years, the team hit a solid .261 and claimed two of the loop's top 10 batsmen. Dan "Bigfoot" Logan, the FSL's all-star first baseman, was third with a .313 average, while Scott Christopher batted .288 to finish ninth.

Logan, who led the league defensively at his position, paced the club in rbi (76). Outfielder Vernon Thomas was first in homers (10) and second in rbi (61). On a team characterized by speed (182 stolen bases to share league high with St. Petersburg), infielder Tom Eaton swiped 50 in 60 tries, and Christopher stole a remarkable 41 bases in 42 attempts.

Among the pitchers, Mark Smith (15-9, 3.73) was the leading winner. Tom Rowe (10-11) led the league in innings (199), tied for the lead in starts (28), and topped the club in era (2.31). Larry Jones (13-11, 2.46) captured the FSL strikeout crown with 143 and tied Smith for the team lead in complete games (15). Bill George (11-6, 2.53) and Mike Rachuba (11-6, 1 save, 2.83) also enjoyed good years. Miami moundsmen recorded 65 complete games to win circuit honors in that department.

### BLUEFIELD

Bluefield (29-40, 6th, Appalachian League, Junior Miner, manager), despite finishing last in the standings with the youngest club in the league, had the highest team batting average (.262).

And there were individual bright spots. The O's first pick in the June, '78 free agent draft, third baseman Bob Boyce, was named "player of the year" in the Appalachian Rookie League after batting .318, driving in 29 runs, and leading the league in doubles (19).

The Baby O's top hitter was dh Victor Rodriguez (.321), a 17-year-old from Puerto Rico, who had batted .293 at Bluefield in '77.

The club leader in homers (11) was Larry Sheets, the Birds' second round pick in the '78 summer draft, from Staunton, VA. He also drove in 48 runs, a league high.

Boyce, Rodriguez, and pitcher Don Welchel (4-5, 2.43 era) were named to the Appalachian League all-star team.

Shortstop Cal Ripken, Jr., batted .264 in 63 games, while pitcher Tim Norris, from Baltimore's Archbishop Curley High School, was 5-6.

## ORIOLES FARM SYSTEM MANAGERS—1979

**HOWARD R. "DOC" EDWARDS**, 42 (12/10/36), a former catcher who played professionally for 13 seasons, begins his first season as manager of the Rochester Red Wings.

He replaces '78 skippers Ken Boyer and Frank Robinson and becomes the 28th manager in Rochester's 50-year baseball history. Boyer left to manage the St. Louis Cardinals 10 games into the '78 International League campaign and was succeeded by Robinson, who guided the Red Wings the rest of the way, but is returning to Baltimore this year as a coach.

A native of West Virginia who now makes his home in Palm Bay, Florida, Edwards broke into professional baseball in 1958 with the Cleveland organization and was signed to his first contract by Ralph Kiner.

Edwards ultimately played with nine minor league clubs and four major league teams during his career, which ended in 1970. Nicknamed "Doc" because of his service with the medical corps in the Navy (1954-57), he played in 317 games and compiled a .238 batting average with the Indians, Athletics, Yankees, and Phillies ('62 thru '70). Edwards also served as bullpen coach for Philadelphia from 1970 to 1972.

His managerial career began in 1973 when Clyde Kluttz, then with the Yankees and now the Orioles' director of player development, hired him to pilot New York's West Haven team in the Class AA Eastern League. The club finished second in its division, and Edwards was named "Manager of the Year."

West Haven finished fourth the following year, and in 1975 Edwards moved on for the first of two seasons in the Chicago Cubs' organization. His '75 Midland team (Class AA) won its division with an 81-53 record while Wichita (AAA) was fourth in '76.

He managed the Expos' Class AA affiliate at Quebec City in 1977, and the team finished second, then moved to Denver (Class AAA) last year, and was once again the runner-up.

In addition, he has had three campaigns in the Puerto Rican Winter League. He managed Caguas to regular season titles (1976-77 and 1977-78), where his rosters included Jose Bastian, Dennis Martinez, Scott McGregor, and Dave Skaggs. This past winter he piloted Bayamon.

He was named catcher on all-star teams in the Nebraska State League in 1958, the Alabama-Florida League in 1959, and the Carolina League in 1960. While at Salt Lake City in 1961, he led Pacific Coast League catchers in putouts (666), assists (51), double plays (10), and was voted to the all-star team. He helped set a Pacific Coast League record of nine consecutive hits in one inning at Portland (1966), and three years later he led PCL catchers in fielding (.993).

Born in Red Jacket, West Virginia, Edwards played baseball and football at Matewan (WV) High School, where he graduated in 1954. He earned a degree from Mira Costa College (Oceanside, California). The highlight of his collegiate baseball career occurred when he was one of three players to hit consecutive home runs, on consecutive pitches, in the last of the ninth to give his team a 6-5 win in the conference championship game. He was voted the conference's "most valuable player."

Of English-Irish-German descent . . . Doc enjoys hunting, fishing, and music. He and his wife, the former Vickie Chiroi, have four children: Shirley, Mickey, Jimmy, and Michelle.

**JIMMY WILLIAMS**, 52 (5/15/26), begins his second season in the Orioles' system. He moves to the helm of the Charlotte O's from Miami and in the process changes places with Lance Nichols. Last year he guided Miami to the Florida State League Championship and was the only manager of a Baltimore affiliate to see playoff action in 1978.

Jimmy, not to be confused with Jimy Williams, who in 1978 managed the Cardinals' Springfield club in the American Association, is a veteran of many years in professional baseball. An outfielder in the Dodgers' organization from 1947-62, he entered pro ball with a sensational rookie year.

Dividing the '47 campaign among Kingston (North Atlantic League), Sheboygan (Wisconsin State League), and Three Rivers (Canadian-American League), the native of Toronto, Canada, batted a composite .367, with 163 hits, 27 doubles, 15 triples, 12 homers, 121 rbi, and 24 stolen bases in 117 games.

The best stretch of his career, however, occurred between 1953 and 1959 when he played for Elmira (Eastern League), Mobile (Southern

Association), Montreal (International League), Spokane (Pacific Coast League), St. Paul (American Association), and Victoria (Texas League).

During these seven years he hit a solid .297.

Los Angeles gave him his first opportunity to manage in 1963 with Santa Barbara of the California League. He also played in 31 games and batted .328. He played in but six games in '64 when the Grand Forks (ND) club in the Northern League finished second.

Williams' first real taste of success came in 1966 when his Leesburg team (Kansas City system) of the Florida State League ran away from the pack to capture first half honors (50-14, .781). Although the club slipped to fifth during the second half, it bested St. Petersburg in the playoffs to win the FSL championship.

In 1970, his Columbus (GA) club (Houston system) in the Southern League won the pennant (78-59).

Jimmy managed in the Houston organization for five years ('70-'74), and in '75 became 3rd base coach for the Astros. In '76 it was back to the Los Angeles chain as skipper of Lodi in the California League, before moving on to Albuquerque (AAA) where he managed the Dukes in '77.

Williams is a 1944 graduate of DeLaSalle High School in Toronto, where he played baseball, football, ice hockey, and lacrosse. Jimmy enjoys golf, tennis, and remodeling homes. He and his wife, the former Lorraine Elliott, were married 9/21/50. They reside in Pueblo, Colorado, and have two sons, Chris and Kirk, and a daughter, Julie.

**LANCE NICHOLS**, 39 (7/25/39), succeeds Jimmy Williams as manager of the Miami Orioles in 1979. Last season, his first in the Baltimore organization, was spent at Charlotte.

Nichols, who reached the AAA level during seven years as a catcher in the Dodgers' organization, managed for two years ('72-'73) at West Palm Beach (Class A, Florida State League) and for three years ('74-'76) at Quebec City (Class AA, Eastern League). While with Montreal he also piloted their entry in the Florida Instructional League.

His 1973 club at West Palm Beach outlasted Miami by 4½ games to capture the Southern Division title. The following year at Quebec City, his Expos edged the Theftford Mines Pirates by only one game to win the National Division pennant. Quebec City made another strong showing in 1976, finishing second (78-59). In 1977 he led the New Orleans Pelicans (St. Louis) in the American Association.

A native of Kansas City, Missouri, Nichols was a member of the varsity for four years in football, basketball, and track at Lyndon (KS) High School, and graduated in '57. He then enrolled at Emporia (KS) State Teachers College and played one year of football and three years of baseball and basketball before signing with the Dodgers in '61.

He continued his schooling during several off-seasons, fulfilled a military commitment, and eventually graduated from Emporia in 1967 with a degree in education. From 1967-71 he was a high school teacher and coach in Dodge City, KS.

Lance enjoys hunting, fishing, golf, and tennis. He and his wife, the former Barbara Ann Livingston, were married 2/9/63. They have a son, Ty Lance, and a daughter, Tara Brooke, and reside in Dodge City.

**WILBERT (JUNIOR) MINER**, 52 (4/4/26), at press time is scheduled to return for his second year as manager of the Bluefield Orioles in the Appalachian Rookie League.

Junior, who never played professionally, was given his first job in baseball in 1970 by Whitey Herzog, then with the Mets. He was a minor league coach for four years ('70-'73) with the Mets' Pompano Beach club in the Florida State League. He subsequently was hired by Clyde Kluttz, at that time farm director for the Yankees, to serve as a coach under Pete Ward at Fort Lauderdale, also in the FSL.

Miner continued with Ward as a coach in the Florida Instructional League following the '74 campaign. He joined the Baltimore system in '75 and coached at Miami for three seasons under George Farson ('75) and Len Johnston ('76-'77). He also assisted with the organization's Florida Instructional League operation during that time.

A 1944 graduate of Moundsville (WV) High School where he played baseball and football, Junior trained to be a Navy pilot at Bethany (WV) College and at the University of Iowa. Discharged in '46, he played semi-pro baseball for some 20 years ('47-'66) in West Virginia and Florida.

Junior's hobbies are bowling and golf. He and his wife, the former Arlene Nagel, were married 8/31/47 and have two daughters, Patricia Ann and Barbara Jean. The family operates Miner's Service Center in Pompano Beach.



## ORIOLES' MAJOR LEAGUE (PROFESSIONAL) DRAFT SELECTIONS, 1953 THRU 1978

1953.....Chuck Diering, of (\$15,000) Vinicio Garcia, if (\$7,500)	1963.....Mike Fiore, 1b (\$8,000) (Cont.) Jim Jankow, p (\$8,000) Bill McMahon, p (\$8,000)
1955.....Bob Boyd, 1b (\$10,000)	1964.....Byron Randolph, p (\$8,000) Ted Miller, p (\$8,000) John Jeter, of (\$8,000)
1956.....Tommy Patton, c (\$10,000)	1965.....Moe Drabowsky, p (\$25,000) Gene Brabender, p (\$25,000)
1957.....Bert Hamric, of (\$15,000)	1966.....Owen Johnson, c (\$25,000) Elrod Hendricks, c (\$25,000)
1960.....Hank Foiles, c (\$25,000) Dave Massarelli, c (\$12,000)	1967.....Larry Miller, p (\$25,000) 1968.....Tom Shopay, of (\$25,000) 1969.....Mike Johnson, p (\$25,000)
1961.....Billy Short, p (\$25,000) Ozzie Virgil, c (\$25,000) Steve Cosgrove, p (\$12,000)	1970.....Mike Dimmel, of (\$25,000) 1971.....Andy Replogle, p (\$25,000)
1962.....Dave May, of (\$12,000) Paul Blair, of (\$12,000) Roger Sorenson, of (\$8,000)	
1963.....Lou Jackson, of (\$25,000)	

The major league draft is held annually at baseball's winter meetings, and is followed with a separate selection by National Association clubs from class AAA to A levels . . . Until 1958 major league clubs could draft players within a range between \$15,000 (for AAA players) and \$2,000 (for class D players) . . . In 1958 the price for big league drafts rose to \$25,000.

However, in 1959, a first year player draft at the big league level was set up to discourage the payment of inordinately large bonus payments to free agents. The new rule provided that first year players could be selected at the major league level (if not protected on a major league team's 40 man roster) for \$12,000. In 1961 an even lower draft price was set up for more recent first year players. That figure was \$8,000.

That year, incidentally, the Baltimore organization set a record of sorts by being relieved of 19 eligible first year players (seven during the big league selections and 11 more during the minor league draft). In 1965 the first year player draft began to lose its significance and then disappeared in 1970.

★ ★ ★

### ORIOLES EXPANSION DRAFT LOSSES

#### December 1960—

**Los Angeles Angels**—Pitchers Dean Chance and Ron Moeller and infielder Don Ross, each for \$75,000 . . . Outfielder Albie Pearson selected from Rochester roster for \$25,000.

**Washington Senators**—Catcher Gene Green, infielder Billy Klaus and outfielders Chuck Hinton and Gene Woodling, each for \$75,000 . . . Infielder Leo Burke selected from Rochester roster for \$25,000.

#### October 1968—

**Kansas City Royals**—Pitcher Roger Nelson (first player chosen in draft), pitchers Wally Bunker and Moe Drabowsky, and first baseman Mike Fiore, each for \$175,000.

**Seattle Pilots**—Catcher Larry Haney and pitcher John Morris, each for \$175,000.

#### November 1976—

**Toronto Blue Jays**—Infielder Bob Bailor (first player selected by Toronto, second player chosen in draft—Ruppert Jones from K.C.—was first pick—by Seattle), pitcher Mike Darr and pitcher Mike Willis, each for \$175,000.

**Seattle Mariners**—Pitcher Dave Pagan and pitcher Bob Galasso, each for \$175,000.

★ ★ ★

### ORIOLES AND THE RE-ENTRY DRAFT

Year	Orioles Players Eligible for Draft	Signed With
1976	Wayne Garland (p) Bobby Grich (if) Reggie Jackson (of) Royle Stillman (of)	Cleveland California New York (AL) Chicago (AL)
1977	Dick Drago (p) Ross Grimsley (p) Elliott Maddox (of)	Boston Montreal New York (NL)
1978	Al Bumbry (of)	Baltimore
	Players Signed by Orioles	Previous Club
1976	Billy Smith (if)	California
1978	Steve Stone (p) Al Bumbry (of)	Chicago (AL) Baltimore

## ORIOLES' INTER-LEAGUE DEALS, 1959 THRU 1978

Date	Players Acquired	From	In Deal For
12/ 2/59	Jack Brandt (of), Gordon Jones (p) & Roger McCardell (c).....	S.F.	Billy O'Dell (p), Billy Loes (p)
12/ 2/59	Gene Green (c) & Chuck Staniland (c) (to Miami).....	St. L.	Bob Nieman (of)
12/15/59	John Powers (of).....	Cin.	cash
12/15/62	Stu Miller (p), Mike McCormick (p) & John Orsino (c).....	S.F.	Billy Hoeft (p), Jack Fisher (p) & Jim Coker (c)
12/15/62	Joe Gaines (of).....	Cin.	Dick Luebke (p) & Willard Oplinger (if), both assigned to Reds' farm system, + cash
12/14/63	Harvey Haddix (c).....	Pitts.	Dick Yench (if)
12/ 6/65	Jack Baldschun (p).....	Phila.	Jack Brandt (of) & Darold Knowles (p)
12/ 9/65	Frank Robinson (of).....	Cin.	Milt Pappas (p), Jack Baldschun (p), & Dick Simpson (of)
12/ 4/68	Mike Cuellar (p), Elijah Johnson (1b) & Enzo Hernandez (if) (to Stockton) .....	Hous.	Curt Blefary (of) & John Mason (1b) (to Astros farm system)
11/30/70	Jerry DeVanon (if).....	St. L.	Moe Drabowsky (p)
12/ 1/70	Pat Dobson (p) & Tom Dukes (p).....	S.D.	Tom Phoebus (p), Fred Beene (p), Al Severinsen (p) & Enzo Hernandez (if)
12/16/70	Grant Jackson (p), Jim Hutto (c) & Sam Parilla (of) both to Rochester.....	Phila.	Roger Freed (of)
12/ 2/71	Doyle Alexander (p), Bob O'Brien (p), Sergio Robles (c) (to Rochester), Royle Stillman (of) (to Rochester) .....	L.A.	Frank Robinson (of) & Pete Richert (p)
12/ 1/72	Earl Williams (c) & Taylor Duncan (if) (to Asheville) .....	Atlanta	Dave Johnson (2b), Pat Dobson (p), Roric Harrison (p) & Johnny Oates (c)
12/ 4/73	Ross Grimsley (p) & Wallace Williams (c) (to Bluefield) .....	Cin.	Merv Rettenmund (of), and Junior Kennedy (if) & Bill Wood (c), both to Reds' farm system
12/ 7/73	Cash .....	Phila.	Eddie Watt (p)
12/ 3/74	Lee May (1b) and Jay Schlueter (of) (to Rochester) .....	Hous.	Rob Andrews (2b) and Enos Cabell (if-of)
12/ 4/74	Ken Singleton (of) and Mike Torrez (p).....	Montreal	Dave McNally (p), Richie Coggins (of) and Bill Kirkpatrick (p) (from Rochester to Memphis)
12/ 8/77	Don Stanhouse (p), Joe Kerrigan (p) and Gary Roenicke (of).....	Montreal	Rudy May (p), Randy Miller (p) and Bryn Smith (p) (Rochester to Denver)

The Orioles have made 19 separate transactions with N.L. clubs during inter-league trading periods since the inception of the practice in 1959. They have dealt with the Reds four times, with the Phillies three times and with the Giants, Astros, Cardinals and Expos, twice each . . . The Birds have also traded once each with the Dodgers, Pirates, Padres and Braves . . . They have not dealt with the Mets or Cubs.

### BIRDS' BIGGEST DEAL

In November-December 1954 the Orioles and Yankees engineered a 17 player deal, one of the biggest in baseball history. General Manager Paul Richards sent the following players to New York: pitchers Mike Blyzka, Don Larsen and Bob Turley; catcher Darrell Johnson, first baseman Dick Kryhoski, shortstop Billy Hunter, and outfielders Ted del Guercio and Jim Fridley . . . The Birds in turn acquired the contracts of: pitchers Harry Byrd, Jim McDonald and Bill Miller; catchers Hal Smith and Gus Triandos; second baseman Don Leppert, third baseman Kal Segrist, shortstop Willie Miranda and outfielder Gene Woodling.