


OH WHAT A FEELING!



CELICA
SUPRA



CELICA
GT LIFTBACK



CELICA
ST SPORT COUPE

TOYOTA



1980 INFORMATION GUIDE

BALTIMORE BASEBALL CLUB, INC.



**MEMORIAL STADIUM
BALTIMORE, MD. 21218**

Telephone (301) 243-9800

Ticket Office 338-1300

TWX (710) 234-1616

INDEX

ALCS, '79 Review	59-61
ALCS Line Scores, O's '69, '70, '71, '73, '74, '79	56
All Star Games, O's Players, '54-'79	55
Announcers, Play-by-Play (Thompson, O'Donnell, Marr, B. Robinson)	65-69
Attendance, '54-'79, vs. each opponent '79	6-58
Awards, Major O's Winners	21
Baseball Writers/Announcers, Bal. & D.C.	70
Batting, Pitching, Fielding—O's '79 Statistics	24-25
Batting, O's Career Leaders	16
Batting, Individual vs. Opponents, '79 & Lifetime	37-39
Curfew, Bal. & A.L.	22
Day-by-Day, O's '79	27-29
"Designated Hitters" Organization	69
Farm System	8
Fielding, O's Records	15
Gold Gloves, O's Winners	20
Grand Slam Home Runs, O's	11-12
Hall of Fame, O's	12
Hoffberger, Jerold C.—Biography	4
Home Runs, O's Records	10-12
Memorial Stadium Data	7
Minor League Clubs, O's	8
Most Valuable Orioles, '54-'79	21
No-Hitters, Low-Hitters, O's & Opponents	14
Opponents, '79 Batting & Pitching vs. O's	34-36
Opponents, All-Time Winners & Losers vs. O's (Pitchers)	54
Opponents, '79 Highlights vs. O's	44-54
Oriole Advocates	70
Peters, Hank—Biography	5
Pitching, O's '79 Statistics	25
Pitching, O's vs. Opponents, '79 & Lifetime (Individual)	31-32
Public Relations Directors, Baseball	26
Radio-Television Data	65
Records Section (O's All-Time)	9-17
Re-Entry Draft, O's	64
Review/Summary, O's '79 Season	40-54
Rookie Qualifications	22
Roster, O's '54-'79	18-20
Roster, '80	72-73
St. Louis Browns	20
Save Rule	22
Spring Training, Schedule & Data	162-54
Standings, Major League '79	41
Standings O's '54-'79	23
Suspended Game Rule	22
Television-Radio Data	45
Ticket Information	7-36
Trade, O's Biggest	24
Trades, O's Inter-League '59-'79	71
Trading Regulations, A.L. & M.L.	22
Triple Plays	15
Twenty-Game Winners	14
Weaver, Earl—Biography	74
Williams, Edward Bennett	4
Winners, O's Biggest in Majors for 23 Years	24
Won-Lost Records, O's '54-'79	23
World Series, '79 Review	61-64
World Series Line Scores, O's '66, '69, '70, '71, '79	57-58
World Series Shares, O's	154

Produced by: Bob Brown, John Blake and Helen Conklin
Proofreading by: Gwen Phillips and Beverly Weston
Cover Design: Richard Waldrep. Eucalyptus Tree
Printed by: French-Bray

Re: Front Cover... See page 34

BALTIMORE ORIOLES ORGANIZATION

OFFICERS

EDWARD BENNETT WILLIAMS.....Chairman of the Board
JEROLD C. HOFFBERGER.....President
HENRY J. PETERS.....Executive Vice-President/General Manager
JACK DUNN, III.....Vice-President/Stadium Operations
JOSEPH P. HAMPER, JR.....Vice-President/Finance
ALAN E. HARAZIN.....Vice-President/Business Affairs
GERARD T. GABRYS.....Treasurer
LAWRENCE LUCCHINO.....Secretary/General Counsel

BOARD OF DIRECTORS

EDWARD BENNETT WILLIAMS, JOSEPH P. DIMAGGIO, JACK DUNN, III, GERARD T. GABRYS, CHARLES H. HOFFBERGER, JEROLD C. HOFFBERGER, ZANVYL KREIGER, LAWRENCE LUCCHINO, HENRY J. PETERS, PETER P. WEIDENBRUCH, JR.

FRONT OFFICE

JAMES J. RUSSO.....Special Assistant to the General Manager
ROBERT W. BROWN.....Public Relations Director
PHILIP E. ITZOE.....Traveling Secretary
THOMAS A. GIORDANO.....Director, Player Development & Scouting
ROBERT R. AYLWARD.....Director of Tickets and Sales
WALTER R. FREEMAN.....Promotions & Community Relations Director
TIM GERAGHTY.....Ticket Office Manager
JOHN C. BLAKE.....Assistant Public Relations Director
JOHN J. MCCALL.....Assistant Director, Player Development & Scouting
RALPH A. MORCROFT.....Miami Coordinator
JOSEPH B. CODD.....Assistant Ticket Manager
DREW M. SHEINMAN.....Assistant Sales Director
HERBERT E. ARMSTRONG.....Consultant/President, Orioles Foundation

ADMINISTRATIVE ASSISTANTS: MAEVE BERKERIDGE (to Messrs. Peters & Itzoe), ANN LANGE (to Messrs. Dunn & Harazin), Mickey Tolson (to Mr. Freeman).....Public Relations—HELEN CONKLIN (to Mr. Brown), GWEN PHILLIPS (to Mr. Blake).....Ticket Department—DAISY GARLAND, ETHEL HOGAN, LUCY KELLY, JIM KLINE, DENISE LUCAS, LORRAINE SAPP, DEBBIE SCHREIBER, JOAN WALSH, TRICIA ZERHUSEN.....Group Sales—JANET DAVIDSON.....Baseball Department—BARBARA BROWN, DIANE LIND.....Accounting Department—PAM CROSS, SHIRLEY SELBY, DIANA WEISS.....General Duties—ED RIDGELY, CALVIN ROGERS, BERNIE ROSKOTT.....Switchboard—BEVERLY WESTON (chief operator), DEBY LUTMAN.

Game Personnel: BaseBelles—ANN DAVISON, KIM HOLLENBACK, RITA McCARDELL, BARBARA Van CUTSEM, DIANE WILSON.....Electrician—AL SCRINGER.....Press Box Supervisor—VERNON JOINER.....Press Lounge Chefs—BERTHA LIVINGSTONE & DOLORES WALLACE.....Public Address Announcer—REX BARNEY.....Supervisor, Ushers—STANLEY FERGUSON.....Supervisor, Guards & Ticket Takers—CHARLES JASPER.

RONALD C. KING.....Manager, Volume Services (Concessions)
BEN ROTH.....Memorial Stadium Manager

ORIOLES HOTELS

City	Hotel	Area	Telephone
BOSTON	Sheraton Boston	(617)	236-2000
CALIFORNIA	Hyatt House, Anaheim	(714)	772-5900
CHICAGO	Continental Plaza	(312)	943-7200
CLEVELAND	Bond Court	(216)	771-7600
DETROIT	Detroit Plaza	(313)	568-8000
KANSAS CITY	Crown Center	(816)	474-4400
MILWAUKEE	Pfister Hotel and Tower	(414)	273-8222
MINNESOTA	Marriott Inn, Bloomington	(612)	854-7441
NEW YORK	New York Sheraton	(212)	247-8000
OAKLAND	Oakland Hyatt House	(415)	562-6100
SEATTLE	Doubletree Plaza	(206)	246-8220
TEXAS	Doubletree Inn, Dallas	(214)	691-8700
TORONTO	Hotel Toronto	(416)	869-3456

TRANSFER OF OWNERSHIP

At a Memorial Stadium press conference on Aug. 2, 1979, Jerold C. Hoffberger, chairman of the board of the Orioles since November, 1965, announced that the company had entered into an agreement for the sale of "substantially all of the assets of the Baltimore Baseball Club" to a new corporation formed by Washington attorney Edward Bennett Williams.

The agreement provided for a selling price of "approximately 12 million dollars" with transfer of ownership to take place on Nov. 1, 1979, subject to the approval of American League owners. That consent was granted unanimously at a meeting in New York on Oct. 22.

At the August 2 press conference, Mr. Williams made several important statements. He advised that he would be the sole owner of the ballclub, that he had asked Mr. Hoffberger to become the president of the Orioles, and expressed his high regard for the abilities of General Manager Hank Peters and Manager Earl Weaver.

Subsequently, Mr. Hoffberger accepted the presidency; and both Mr. Peters and Mr. Weaver agreed to contract extensions.

At that meeting also, Mr. Williams stated, contrary to speculation, that the Orioles would remain in Baltimore as long as the city continued to support the ball-club.

Later that month, he put to rest the rumors that part of the Orioles' 1980 home schedule would be transferred to R.F.K. Stadium in Washington when he announced that all 81 home games would be played in Baltimore.

In December, Mr. Williams named a board of directors and completed his appointment of officers of Baltimore Orioles, Inc. . . . Four of the board members are native Baltimoreans who also served on the board of the previous corporation (Hoffberger; Jack Dunn, III; Charles H. Hoffberger; and Zanvyl Krieger).

EDWARD BENNETT WILLIAMS (Owner & Chairman of the Board), the senior partner in the Washington law firm of Williams and Connolly, is no newcomer to professional sports. He has been associated with the Washington Redskins since 1962 and has been president since 1966.

He is a native of Hartford, Connecticut, and a graduate of Holy Cross College where he earned his A.L. (summa cum laude) in 1941. After serving in the United States Army Air Force during World War II, he was graduated from Georgetown University Law School and was admitted to the Bar of the District of Columbia.

Mr. Williams taught Criminal Law and Evidence at Georgetown Law School from 1946 to 1958; was guest professor of American Criminal Law at the University of Frankfurt in West Germany in 1954; and in 1971, was visiting lecturer at Yale Law School where he taught Constitutional Litigation. He holds honorary degrees from 11 universities.

He was chairman of the American Bar Association Special Committee on Crime Prevention and Control from 1970 to 1972. In 1966 the District of Columbia Bar Association presented him with its "Lawyer of the Year" award. . . . He is a Fellow of the American College of Trial Lawyers and was a member of its board of regents from 1968 to 1972.

By appointment of the Chief Justice of the United States in March of 1965, he served on the United States Judicial Conference Advisory Committee on Federal Rules of Evidence until 1974 and, from 1971 to 1974, on the Chief Justice's Committee on Court Facilities and Design. From 1971 to 1978 he served as chairman of the Judicial Nominating Commission for the Sixth Judicial Circuit of Maryland.

By appointment of President Ford, Mr. Williams served on the President's Foreign Intelligence Advisory Board in 1976 and 1977. In 1977, President Carter appointed him as a consultant to the National Security Agency. He is a past member of the President's Lawyers Committee on Civil Rights.

Mr. Williams served as treasurer of the Democratic National Committee from 1974 to 1977; has served as general counsel of Georgetown University since 1949; and is on the board of trustees of the College of Holy Cross.

He is the father of seven children and is married to the former Agnes Anne Neill, who is also a graduate of Georgetown University Law School. The Williams family lives in Potomac, Maryland.

JEROLD C. HOFFBERGER accepted the presidency of the Baltimore Orioles, Inc. in September at the request of Mr. Williams, the chairman and sole owner of the corporation.

Under previous ownership, Mr. Hoffberger served as board chair-

man from November, 1965, thru October, 1979, and during those 14 years, the Orioles won two world championships, five American League pennants, and six eastern division titles.

He was president of the National Brewing Company for 28 years (starting 1947) until October, 1975. At that time, he became board chairman, president, and chief executive officer of the newly formed Carling National Breweries, Inc. (created by the joining together of the Carling Brewing Company, U.S.A. and the National Brewing Co.). He remained with Carling-National until resigning in 1978.

Currently he is chairman and chief executive officer of Diversified Resource Management, Limited with offices in downtown Baltimore.

In November, 1975, Mr. Hoffberger was elected president of the Council of Jewish Federations and Welfare Funds of North America, and served actively for three years. In 1978 he was elected chairman of the United Israel Appeal, Inc.

He is a director and chairman of the executive committee of Fairchild Industries and a director of a number of other corporations including Maryland National Bank, Dayco Corp., and Motor Freight Express. . . . He is an officer and director of both The Johns Hopkins and Sinai Hospitals and of numerous other organizations.

Mr. Hoffberger was named "man of the year" in 1966 by the Advertising Club of Baltimore and "outstanding man of industry" in 1971 by the Baltimore Jaycees.

A Baltimore native, Mr. Hoffberger was educated at the University of Virginia. He served with the U.S. Army during World War II and attained the rank of captain. He is an ardent horseman and a long-time breeder of thoroughbred horses.

He and his wife, Alice, have four children (three boys and one girl).

HENRY J. PETERS, who earned major league "executive of the year" awards from both *The Sporting News* and U.P.I., in 1979, has been the Orioles' executive vice-president and general manager since he signed a five-year contract in November 1975. At that time he replaced Frank Cashen who had resigned to join the Carling-National Brewing Company.

In February, 1980, Hank agreed to an extension of his contract thru 1984.

He has spent 33 years in professional baseball. Now 55, he came to Baltimore after four years as president of the National Association of Professional Baseball Leagues (the governing body of minor league baseball).

Before accepting the National Association presidency in December, 1971, he had spent five years with the Cleveland Indians as vice-president and director of player personnel, and prior to that he had been with the Kansas City A's for 10 years. While with the A's, in 1965, he had the distinction of being the last general manager appointed by club owner Charles O. Finley. He has also worked with the St. Louis Browns and Cincinnati Reds.

A St. Louis native, Hank broke into baseball in 1946, following three years with the U.S. Army in World War II during which he served in England, Germany, and Czechoslovakia.

He started with the home town Browns in the minor league department under then farm director Jim McLaughlin, who recently retired as the Orioles' coordinator of scouting and player development, and general manager Bill DeWitt.

When that franchise was moved to Baltimore in October, 1953, Hank took a job as general manager of the independent Burlington, Iowa club in the Class B Three-I League.

After the 1954 season, he joined the new Kansas City A's organization as farm director and remained in that position thru 1960. In early 1961, he left the A's, following a disagreement with Finley, and spent the balance of the season working, again for DeWitt, as farm director of the Cincinnati Reds who won the N.L. pennant that season.

However, he returned to the A's in December, 1961, as assistant general manager and farm director and was appointed general manager in 1965. During his tenure in K.C. such future stars as Jim "Catfish" Hunter, Bert Campaneris, Reggie Jackson, Sal Bando, Joe Rudi, Rick Monday, Gene Tenace, and Rollie Fingers were signed and developed in the A's farm system.

Hank moved to Cleveland in 1966 and remained there until he was elected to succeed the retiring National Association President Phil Piton. At the time the National Association was headquartered in Columbus, Ohio, but in September, 1973, Hank moved the office to its present site in St. Petersburg, Fla.

Hank and his wife, Dottie, whom he met while both were working for the Browns, have been married for 29 years. They have two children: Sharon and Steve.

ORIOLES ATTENDANCE INFORMATION

ANNUAL ATTENDANCE FIGURES, 1954-1979

AT MEMORIAL STADIUM				ON THE ROAD			
Season	Attendance	Dates	Avg. Date	Attendance	Dates	Avg. Date	Season
1979	1,681,009	72	23,347	1,596,922	76	21,012	1979
1978	1,051,724	73	14,407	1,495,193	78	19,169	1978
1977	1,195,769	77	15,529	1,412,675	72	19,620	1977
1976	1,058,609	74	14,306	1,307,920	74	17,675	1976
1975	1,002,157	68	14,738	1,163,631	74	15,725	1975
1974	962,572	74	13,008	1,289,741	75	17,197	1974
1973	960,303	72	13,338	1,184,679	75	15,796	1973
1972	899,950	69	13,042	1,265,353	74	17,099	1972
1971	1,023,037	64	15,985	1,165,879	76	15,341	1971
1970	1,057,069	75	14,094	1,311,394	78	16,813	1970
1969	1,062,094	73	14,549	1,244,770	74	16,821	1969
1968	868,709	71	12,335	1,256,724	76	16,536	1968
1967	860,390	64	13,444	1,122,760	74	15,172	1967
1966	1,203,366	67	17,961	1,309,159	76	17,225	1966
1965	781,649	68	11,495	930,538	73	12,747	1965
1964	1,116,215	69	16,177	1,057,173	72	14,683	1964
1963	774,343	72	10,755	829,732	71	13,081	1963
1962	790,254	72	10,976	886,543	70	12,665	1962
1961	951,089	70	13,587	1,001,302	71	14,103	1961
1960	1,187,849	71	16,730	1,151,055	69	16,682	1960
1959	891,926	64	13,936	990,449	71	14,317	1959
1958	829,991	67	12,388	660,352	69	9,570	1958
1957	1,029,581	67	15,367	739,289	66	11,201	1957
1956	901,201	67	13,539	678,173	64	10,595	1956
1955	852,039	62	13,743	648,412	56	11,579	1955
1954	1,060,910	67	15,834	614,833	64	9,607	1954
Totals	26,053,805	1809	14,402*	28,314,651	1868	15,158*	Totals

* Average annual attendance: home—1,002,069, away—1,089,025.

ORIOLES RECORD CROWDS

MEMORIAL STADIUM	Attendance	Date	Opponent
Largest Crowd	54,458	Oct. 9, '66	Dodgers (World Series)
Largest Crowd, Reg. Sea.	51,798	Sep. 18, '77	Red Sox ("Thanks Brooks")
Single Night Game	51,381	July 21, '79	Angels
Day Doubleheader	46,796	May 16, '54	Yankees
Night Doubleheader	45,814	June 23, '79	Tigers
Opening Day	46,425	Apr. 9, '76	Red Sox
Memorial Day	33,791	May 30, '56	Red Sox
Independence Day	38,206	July 4, '61	Indians
Labor Day	33,032	Sep. 2, '57	Yankees
Four Date Series	154,835	July 8-9-10-11, '77	Yankees
Three Date Series	138,793	Aug. 14-15-16, '64	Yankees
Two Date Series	69,569	July 1-2, '57	Yankees
Smallest Crowd	655	Aug. 17, '72	White Sox
All Star Game	48,829	July 8, '58

ON THE ROAD	Attendance	Date	Opponent
Largest Crowd	58,102	Aug. 9, '64	Yankees (Sun. DH)
Smallest Crowd	476	Sep. 19, '63	Angels (L.A.)
Single Series (3 dates)	148,065	July 7-8-9, '64	Yankees (4 games)
Single Series (4 dates)	188,350	Aug. 3-4-5-6, '79	Yankees (4 games)

1979 ATTENDANCE NOTES: The Orioles' total home attendance of 1,681,009 bettered the club's existing single season record (set in 1966) by 477,643. It was also an increase of 629,285 over the '78 season, the fourth largest in the majors behind California, Houston and Montreal. The Birds averaged over 20,000 fans for the first time in the club's history and attracted one million people to Memorial Stadium for the 13th time in 26 seasons in Baltimore and the fifth year in a row.

The O's drew their largest crowd of the regular season and the best ever for a night game on Saturday, July 21, when 51,381 turned out to watch Baltimore defeat California, 10-2. There were 19 crowds of 30,000+ at Memorial Stadium including eight in excess of 40,000. A three game series with Boston on September 14-15-16 drew 135,519 with all three crowds larger than 40,000. A weekend series with New York on August 10-11-12 was expected to set a three-date club record but after a Friday night crowd of 44,646, the Saturday and Sunday contests were rained out.

Six different series attracted more than 100,000 fans. In 25 previous Baltimore seasons, there had been only eight 100,000+ series.

In post-season play, the Orioles attracted 104,895 (52,448 avg.) for two ALCS games and 214,946 (53,737 avg.) for four world series contests.

On the road the Birds played to 1,596,922 which broke the previous club standard set in 1978 (1,495,193) by 101,729. The largest crowd to watch the O's anywhere was 54,478 at Yankee Stadium August 5, and that four game series (Aug. 3-4-5-6) drew 188,350, a Baltimore road record. The ten game road trip climaxed by the August series in New York (preceded by stops in K.C. and Milwaukee) drew 389,268, also a club record.

ORIOLES GAME AND TICKET INFORMATION

Starting Times

Day Games and Doubleheaders	2:00 P.M.
Night Games	7:30 P.M.
Twilight/Night Doubleheaders	5:30 P.M.
July 5	3:00 P.M.†

(Eastern Daylight Time)

† No inning may start after 6:30 P.M. on July 5. But, any inning started before then may be played to completion.

TICKET PRICES

Lower Box Seats	\$7.00
Terrace Box Seats	\$6.00
Mezzanine Box Seats	\$6.00
Lower Reserved	
(Rows 26 to 41)	\$4.00
Upper Reserved	\$4.00
General Admission	\$3.00
General Admission for Children	
(12 and under) and Senior	
Citizens... Children's dis-	
count not applicable on give-	
away days	\$2.00

MEMORIAL STADIUM

TICKET OFFICE

1000 block East 33rd Street
Mon. thru Sat., 9 A.M. to 6 P.M.
During Night Games until 8:30 P.M.
Sundays when Club is at home,
12 Noon until 6 P.M.

TICKET INFORMATION

Call (301) 338-1300

See page 36 for complete list of ticket agencies and telephone charging services.

SPECIAL TICKET PROGRAMS

Student Discount Program: High school and college students may purchase upper reserved seats, regularly priced at \$4.00 for just \$2.25 for many Orioles home games. Student membership cards can be obtained at high schools and colleges in the Baltimore area or at the Orioles office.

Baseball Bargain Nights: Every Monday night the Orioles are at home (except Labor Day) will be "Bargain" Night at Memorial Stadium. Upper reserved seats, normally sold for \$4.00, will be available on those dates for \$3.00 (a \$1 discount).

McDonald's Nights: By making a qualifying purchase at any participating Baltimore area McDonalds, special upper reserved price considerations will be given for the eight McDonald's night listed on the schedule on the rear inside cover. More details later.

Group Nights: Special discount prices for groups of 75 or more in box and reserved seat area will apply on home dates marked with a "G" on the schedule (rear inside cover). Call the Orioles Group Sales Department at 243-9800 for further details.

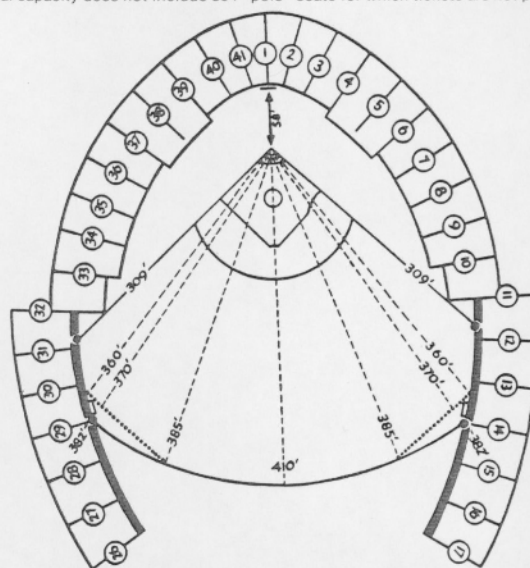
MEMORIAL STADIUM DATA

Lower Boxes	7,488 ¹	Gen. Adm. Lower	13,555
Terrace Boxes	3,519	Gen. Adm. Upper	8,189 21,744
Mezzanine Boxes	1,959		
Lower Reserved	5,098	CAPACITY:	52,696 ²
Upper Reserved	12,888		

NOTES: Seating capacity: lower deck (29,660), upper deck (21,077 not including mezzanine). A total of 723 seats were added to the upper deck in 1977 (35th row).

¹ Includes 2,568 "field boxes" installed in '61.

² Total capacity does not include 864 "pole" seats for which tickets are not printed.



Additional measurements: Concrete wall—14 ft. high; Wire fence—7 ft. high.

ORIOLES FARM SYSTEM

MINOR LEAGUE AFFILIATES, 1980

Club	Nickname	League	Class	Manager
Rochester, N.Y.	"Red Wings"	International	AAA	"Doc" Edwards
Charlotte, N.C.	"Orioles"	Southern	AA	Jimmy Williams
Miami, Fla.	"Orioles"	Florida State	A	Lance Nichols
*Bluefield, W. Va.	"Orioles"	Appalachian	Rookie	

Farm System Coaches: Ken Rowe, pitching; Ralph Rowe, batting; Tony Franklin, infield; Minnie Mendoza, Charlotte; and Grady Little, Miami.

Farm System Officials: Rochester—Bill Farrell (Pres.), Bob Drew (G.M.), Pete Brown (P.R.), Richard Bancells (Trainer)... Charlotte—Frances Crockett (Pres./G.M.), William "Doc" Cole (Trainer)... Miami—Joe Ryan (Pres.), Sonny Hirsch (G.M.), Dan Craven (Trainer)... Bluefield—George Fanning (Bus. Mgr.), Neil Yarrington (Trainer).

Training Base: The Orioles' minor league training complex is located at Biscayne College in North Miami (16400 N.W. 32nd Ave., Miami, Fla. 33054)... Telephones: (305) 625-7433 and 625-7434... Mailing address: Baltimore Orioles, P.O. Box 1868, Opa Locka, Fla. 33055.

Reporting Date: The entire camp will begin workouts on Sunday, March 16.

*Franchise owned by Baltimore Orioles.

SCOUTING STAFF

Special Assignments

JIM RUSSO
502 Lering Drive
Ballwin, MO 63011

BILL WERLE
833 W. 28th Ave.
San Mateo, CA 94403

* * *

JACK BAKER
2215 Willowgrove
Kettering, OH 45409

***MYRON "RED" HAYWORTH**
507 Oakview Rd.
High Point, NC 27260

***JACK SANFORD**
1441 Penman Rd.
Neptune Bch., FL 32233

***DICK BOWIE**
Rt. 5, Box 486
Fredericksburg, VA 22401

***LEN JOHNSON**
2021 N. Meridian
Indianapolis, IN 46202

CAESAR J. SINIBALDI
617 Stannage Ave.
Albany, CA 94706

***JOE BOWMAN**
2001 W. 83rd St.
Leawood, KS 66206

ALLAN LEWIS
Puerto Armuelles
Chiriqui, Rep. Panama

***JOHN STOKOE**
12 Bradford Pl.
Slingerlands, NY 12159

DAN CRESSMAN
10389 104th Ave., N.
Holiday Shores
Seminole, FL 33540

***ED LEWIS**
Box 125
Galloway, OH 43119

BILL TEED
15 Overhill Rd.
Enfield, CT 06082

***RAY CRONE**
Rt. 1, Panorama Loop
Waxahachie, TX 75165

***LAMAR NORTH**
1307 S. Crest Rd.
Rossville, GA 30741

***TOMMY THOMPSON**
518 Miller St.
Lebanon, OH 45036

JOE DE LUCCA
11 Kingsland Pl.
Babylon, NY 11702

***CARLOS PASCUAL**
2540 S.W. 92nd Court
Miami, FL 33165

HERMAN WELSH
502 Snyder St.
Connellsville, PA 15425

JIM GILBERT
6217 W. Hemlock Dr.
Sykesville, Md. 21784

FRANK PIET
1610 E. Geneva Rd.
Wheaton, IL 60187

Scouting Consultants

FRANK MCGOWAN
80 Rolling Ridge Rd.
Mt. Carmel
Hamden, CT 06518

DON McSHANE
325 Buckingham Way
San Francisco, CA 94132

*Territorial Supervisor.

FARM SYSTEM—1979

In 1979 for only the third time since 1961 the Orioles' farm system compiled a losing record. The Birds' won-lost record in the minors last year was 217-270 (.446). However, the Baltimore system's cumulative minor league log for the past 17 seasons (starting '62) remains formidable at 6268-5557, .530.

The Orioles have been chosen as the Topps' "Baseball Organization of the Year" three times: 1966, 1971, and 1972... The winner of that award is determined by a formula that emphasizes the quality of individual prospects in a baseball system rather than team won-lost records.

BALTIMORE ORIOLES RECORDS

1954 thru 1979

BATTING

Individual—By Game

Most Hits	5	Luis Aparicio (3 times—all in '66), Bob Boyd, Tom Davis, Brooks Robinson, Don Baylor and Al Bumbry (twice); Gene Woodling, Clint Courtney, Billy Goodman, Jerry Adair, Russ Snyder, Mark Belanger, and Rich Coggins
Most Runs	4	Merv Rettenmund (3 times); Don Buford, Mark Belanger, Bob Boyd, Norm Siebern (twice each); Bob Johnson, Luis Aparicio, Frank Robinson, Brooks Robinson ('75), Don Baylor ('75), Eddie Murray ('78)
Most Runs Batted In	9	Jim Gentile—May 9, '61 vs. Minnesota (A)
Most Doubles	4	Charlie Lau—Jul. 13, '62 vs. Cleveland (H) and Dave Duncan—Jun. 30, '75 vs. Boston (A)
Most Triples	3	Al Bumbry—Sep. 22, '73 vs. Milwaukee (A)
Most Home Runs		See Home Run Section
Most Total Bases	13	Boog Powell—Aug. 15, '66 vs. Boston (A)
Most Stolen Bases	3	Luis Aparicio—5 times; Don Baylor—3 times; Don Buford, Paul Blair and Larry Harlow (Jun. 6, '78)—once each.
Most Bases on Balls	5	Bob Grich—Aug. 9, '75 vs. Chicago (A)
Most Consecutive Hits, Two or More Games	8	Brooks Robinson (twice)—Jul. 10 thru 15, '60 and Aug. 21 thru 23, '62 Bob Johnson—Jun. 23 thru 25, '63 Don Baylor—Aug. 13 thru 14, '73

Individual—By Season

	Record	Player	Year
Most Games	163	Brooks Robinson	1961 & 1964
Most At Bats	668	Brooks Robinson	1961
Most Runs	122	Frank Robinson	1966
Most Hits	194	Brooks Robinson	1964
Most Total Bases	367	Frank Robinson	1966
Most Doubles	38	Brooks Robinson	1961
Most Triples	12	Paul Blair	1967
Most Home Runs	49	Frank Robinson	1966
Most Runs Batted In	141	Jim Gentile	1961
Most Consecutive Games Hit Safely	22	Doug DeCinces	1978-79†
Most Consecutive Games Hit Safely, Season	21	Doug DeCinces	1978
Most Sacrifice Hits	23	Mark Belanger	1975
Most Sacrifice Flies	10	Brooks Robinson	'62, '64, '69
Most Stolen Bases	57	Jim Gentile	1962
Most Bases on Balls	118	Luis Aparicio	1964
Most Int. Bases on Balls	18	Ken Singleton	1975
Most Strikeouts	125	Boog Powell	1970
Fewest Strikeouts	36	Boog Powell	1966
Highest Batting Average328	Clint Courtney (437 app.)	1954
Highest Slugging Average328	Ken Singleton (686 app.)	1977
Most Hit by Pitch	20	Jim Gentile	1961
Most Pinch-Hits	24*	Bob Grich	1974
Most Consecutive Pinch-Hits	6*	Dave Philley	1961
Most Pinch-Hit RBI	18	Bob Johnson	1964
Most Grounded into Double Plays	29	Dave Philley	1961
		Brooks Robinson	1960

Club Batting

Most Runs, Inning	10	Jul. 8, '69 vs. N.Y. (H) and Apr. 29, '79 vs. Oak. (A)
Most Runs, Game	19	Aug. 28, '57 vs. Cle. (A)
Most Runs, Game, at M.S.	18	Sep. 28, '73 vs. Cle.
Most Runs, Game, Both Clubs	34	Jun. 26, '78, Bal. (10) vs. Tor. (24) (A)
Most Runs, Yielded, Inning	12	Aug. 14, '57, Bal. (6) vs. N.Y. (20) (H)
Most Runs Yielded, Game	24	Oct. 10, '65 to Bos. (A)
Largest Winning Margin	20	Jun. 26, '78 to Tor. (A)
Largest Losing Margin	17	Aug. 14, '57 to N.Y. (H)
Most Hits, Inning	16	Jul. 27, '69 vs. Chi. (17-0) (H)
Most Hits, Game	22	Apr. 30, '60 to N.Y. (0-16) (H)
Most Hits, Game, at M.S.	20	Jul. 8, '69 vs. N.Y. (H)
Most Hits, Game, Both Clubs	39	May 11, '74 vs. Cle. (A) (9 inn.) and Aug. 21, '76 vs. Chi. (A) (12 inn.)
Most Hits, Game, Both Clubs	39	Aug. 24, '62 vs. N.Y. and Jul. 27, '69 vs. Chi. (both 9 inn.)
Most Hits, Game, Both Clubs	39	Jun. 25, '70, Bal. (21) vs. Bos. (18) (A) (14 inn.)
Most Hits Yielded, Game	24	Aug. 14, '55, Bal. (12) vs. N.Y. (20) (H) (9 inn.) and Aug. 31, '67, Bal. (16) vs. Min. (16) (A) (9 inn.)
Most Hits Yielded, Game	24	Jun. 26, '78 to Tor. (A)
Most Doubles, Game	8	Jul. 11, '69 to Bos. (A)
Most Triples, Game	3	Aug. 26, '54 vs. Bos. (H), Sep. 7, '65 vs. N.Y. (A), and Jun. 30, '66 vs. K.C. (A)
Most Home Runs, Game		Four times, most recently Sep. 22, '73 vs. Mil. (A), all by Al Bumbry
Most Total Bases, Game	39	See Home Run Section
Most Stolen Bases, Game	5	Jul. 27, '69 vs. Chi. (H)
		Sep. 26, '59 vs. N.Y. (A) (Pilarcik, Tasby—2 each, Shetrone); May 12, '64 vs. Was. (A) (Aparicio—3, Kirkland—2)
		Jun. 1, '73 vs. Tex. (A) (Blair—2, Bumbry, Baylor, Grich); Sep. 20, '73 vs. Det. (A) (Baylor—3, Rettenmund, B. Robinson)
		May 30, '75 vs. Cal. (A) (Baylor—2, Grich—2, L. May—1)

*American League record.

†DeCinces' 22 game streak: 9/8/78 thru 4/6/79.

BALTIMORE ORIOLES RECORDS

1954 thru 1979

Club Batting (Cont.)

Most Left on Base, Game.....	21..	Aug. 25, '68 vs. Bos. (H)
Highest Average, Season.....	266..	1973
Lowest Average, Season.....	225..	1968
Most Runs, Season.....	792..	1970
Most Hits, Season.....	1474..	1973
Most Total Bases, Season.....	2282..	1969
Most Doubles, Season.....	258..	1979
Most Triples, Season.....	49..	1954
Most Sacrifice Hits, Season.....	110..	1957
Most Sacrifice Flies, Season.....	59..	1969
Most Stolen Bases, Season.....	150..	1976
Most Bases on Balls, Season.....	717..	1970
Most Strikeouts, Season.....	1019..	1964
Most Hit by Pitch, Season.....	58..	1974

★ ★ ★

HOME RUN RECORDS

Individual

Most Consecutive.....	4†	Don Baylor, Jul. 1, '75 vs. Bos. (A) (1) and Jul. 2, '75 vs. Det. (A) (3)
Most, Game.....	3	Boog Powell, Aug. 10, '63 and Jun. 27, '64, both vs. Was. (A) and Aug. 15, '66 vs. Bos. (A); Curt Blefary, Jun. 16, '67 vs. Cal. (A); Paul Blair, Apr. 29, '70 vs. Chi. (A); Bob Grich, Jun. 18, '74 vs. Min. (H); Don Baylor, Jul. 2, '75 vs. Det. (A); Eddie Murray, Aug. 29, '79 vs. Min. (A)
Most, Game at M.S.....	3	Bob Grich, Jun. 18, '74 vs. Min.
Most, Game by Opp. at M.S.....	4	Rocky Colavito, Cle., Jun. 10, '59
Most, Game by Opp. on Road.....	3	Preston Ward, K.C., Sep. 9, '58
Most, Season.....	49	Frank Robinson, 1966
Most, Season by Rookie.....	27	Eddie Murray, 1977
Most, Season by Pitcher.....	6	Jack Harshman, 1958
Most Grand Slams, Season.....	5†	Jim Gentile, 1961
Most vs. One Opponent, Season.....	11	Frank Robinson (vs. Det.), 1966
Most Consec. Gs. Hit Home Run.....	6†	Reggie Jackson, Jul. 18 thru 23, '76
Most, Season at M.S.....	27	Frank Robinson, 1966
Most, Lifetime as Oriole.....	303	Boog Powell
Most, Lifetime at M.S.....	138	Brooks Robinson
Most, Season by Opp.....	9	Frank Howard, Was., 1968
Most, Season by Opp. at M.S.....	5	Rocky Colavito, Det., 1962
Most, Lifetime by Opp.....	67	Harmon Killebrew, Min.
Most, Lifetime by Opp. at M.S.....	30	Harmon Killebrew, Min.
Most, Pinch-Hit, Season.....	3	Whitey Herzog, 1962; Sam Bowens, 1967; Pat Kelly, 1979

Club

Most, Game.....	7	May 17, '67 vs. Bos. (A)
Most, Game by Opp.....	6	Aug. 4, '56 by Chi. (A), Jun. 10, '59 by Cle. (H), Apr. 14, '79 by Mil. (A)
Most, Inning.....	4	May 17, '67 vs. Bos. (A) (Etchebarren, Bowens, Powell, D. Johnson)
Most, Succession.....	3 (4 times)	Apr. 30, '61 vs. Det. (A) (Gentile, Triandos, Hansen); Sep. 10, '65 vs. K.C. (H) (B. Robinson, Blefary, Adair); Sep. 4, '69 vs. Det. (A) (F. Robinson, Powell, B. Robinson); May 8, '79 vs. Oak. (H) (Murray, May, Roenicke)
Most, Game at M.S.....	7	Jul. 26, '66 (Cle.-5, Bal.-2)
Both Clubs.....	181..	1979
Most, Season.....	147..	1966
Most, Season by Opp.....	147..	1962
Clubs at M.S.....	147..	1966
Most Grand Slams, Season.....	8..	1979
Most vs. One Club, Season.....	32 (vs. Det., 18 games).....	1966
Most, Pinch-Hit, Season.....	7	1967

† Ties Major League record.

* Included one in ALCS and one in WS.

LONG HOME RUNS/MEMORIAL STADIUM: The longest "measured" home run ever hit in Memorial Stadium was a 471' drive by Harmon Killebrew on May 24, 1964 off Milt Pappas over the hedge in left-center field.... This exceeded by two feet the only other blast that has ever cleared the hedge.... That was one by Boog Powell 469' to the same area off Boston's Don Schwall on June 22, 1962. Aside from these there have been three balls hit into the hedge (approximately 450'), by Mickey Mantle in 1954, by Powell in 1965 and by Frank Robinson in 1967.

Frank Robinson is the only player to have hit a ball completely out of Memorial Stadium. In the second game of a doubleheader with Cleveland on May 8, 1966, Frank hit a Luis Tiant offering over the left field stands and into the parking lot beyond, a drive that measured 451' on the fly and rolled to a stop 541' away from home plate.

100 WINS

The Orioles won more than 100 games in each of three straight seasons—'69 (109), '70 (108) and '71 (101). Only two other clubs have achieved this feat in the history of major league baseball: the '29-'30-'31 Philadelphia A's (104-102-107) and the '42-'43-'44 St.

BALTIMORE ORIOLES RECORDS

1954 thru 1969

GRAND SLAM HOME RUNS

Lifetime Grand Slams by Current Orioles

Total	At Bal.	Player
11	5	Lee May (1) Jul. 15, '69 vs. Atl. (Cin.)—Jim Britton (2) Apr. 16, '70 vs. L.A. (Cin.)—Fred Norman (3) Jul. 20, '70 vs. St. L. (St. L.)—Bob Chlupsa (4) Sep. 10, '70 vs. L.A. (L.A.)—Joe Moeller (5) May 6, '73 vs. N.Y. (N.Y.)—Ray Sadecki (6) Jul. 4, '73 vs. Atl. (Atl.)—Danny Frisella (7) Aug. 14, '76 vs. Chi. (Bal.)—Terry Forster (8) May 4, '77 vs. Oak. (Bal.)—Dock Ellis (9) Jul. 5, '77 vs. Det. (Bal.)—Milt Wilcox (10) May 5, '79 vs. Cal. (Bal.)—Don Aase (11) Jul. 26, '79 vs. Sea. (Bal.)—John Montague
4	3	Pat Kelly (1) Jul. 19, '75 vs. Mil. (Chi.)—Bill Travers (2) May 8, '77 vs. Sea. (Bal.)—Dick Pole (3) Aug. 29, '77 vs. Cal. (Bal.)—Nolan Ryan (4) Jul. 23, '79 vs. Oak. (Bal.)—Dave Heaverlo
3	1	Ken Singleton (1) Sep. 29, '74 vs. Phi. (Mtl.)—Ron Schueler (2) May 22, '76 vs. Det. (Bal.)—Jim Crawford (3) Aug. 6, '77 vs. Cal. (Cal.)—Ken Brett
3	1	Doug DeCinces (1) May 21, '76 vs. Det. (Bal.)—Ray Bare (2) Jul. 25, '78 vs. Tex. (Tex.)—Doyle Alexander (3) Aug. 26, '79 vs. Chi. (Chi.)—Steve Trout
2	1	Terry Crowley (1) Jul. 23, '72 vs. K.C. (K.C.)—Roger Nelson (2) Sep. 9, '77 vs. Cle. (Bal.)—Larry Anderson
2	1	John Lowenstein (1) Jun. 24, '74 vs. N.Y. (N.Y.)—Mike Wallace (2) Jul. 24, '79 vs. Sea. (Bal.)—Odell Jones
2	0	Eddie Murray (1) Apr. 28, '78 vs. Chi. (Chi.)—Lerrin LaGrow (2) Jul. 31, '79 vs. Mil. (Mil.)—Reggie Cleveland
2	0	Billy Smith (1) Jun. 2, '78 vs. Sea. (Sea.)—Jim Colborn (2) Sep. 28, '79 vs. Cle. (Cle.)—Len Barker
1	0	Rick Dempsey Sep. 9, '79 vs. Bos. (Bos.)—Joel Finch
1	0	Gary Roenicke Sep. 18, '78 vs. Cle. (Cle.)—David Clyde

GRAND SLAMS BY ORIOLES

1954 thru 1979

Total	At Bal.	Player	Total	At Bal.	Player
7	4	Boog Powell	1	1	Frank Baker
6	2	Jim Gentile	1	0	Don Buford
6	4	Brooks Robinson	1	0	Jim Busby
5	5	Lee May	1	0	Mike Cuellar
5	1	Gus Triandos	1	0	Rick Dempsey
3	2	Paul Blair	1	1	Jim Dyck
3	2	Curt Blefary	1	1	Tito Francona
3	1	Doug DeCinces	1	1	Dave Johnson
3	1	Reggie Jackson	1	1	Bob Kennedy
3	3	Pat Kelly	1	0	Billy Klaus
3	1	Ken Singleton	1	1	John Lowenstein
2	1	Terry Crowley	1	1	Curt Motton
2	1	Tommy Davis	1	0	Albie Pearson
2	1	Bobby Grich	1	1	Dave Philley
2	2	Elrod Hendricks	1	1	Merv Rettenmund
2	2	Dave McNally	1	0	Gary Roenicke
2	0	Eddie Murray	1	1	Dick Williams
2	0	Frank Robinson	1	0	Earl Williams
2	0	Billy Smith			
2	1	Gene Woodling	83	44	Orioles Totals
1	0	Luis Aparicio			

GRAND SLAM NOTES: The Orioles hit eight grand slams, a regular season club record, in 1979 to earn the Birds a share of the American League lead with California and Cleveland. In 1970 the O's also hit eight total, but one each came in the ALCS (Mike Cuellar) and the WS (Dave McNally). American League clubs totaled 50 grand slams in 1979, a major league record.

Four of the 1979 slams were hit in Baltimore: Lee May vs. California (May 5 off Don Aase) and vs. Seattle (July 26 off John Montague), Pat Kelly vs. Oakland (July 23 off Dave Heaverlo in a pinch-hit role) and John Lowenstein vs. Seattle (July 24, second game, off Odell Jones). The other four came on the road: Eddie Murray at Milwaukee (July 31 off Reggie Cleveland), Doug DeCinces at Chicago (August 26, first game, off Steve Trout), Rick Dempsey at Boston (Sep. 9 off Joel Finch) and Billy Smith at Cleveland (Sep. 26 off Len Barker).

Joe Rudi hit the only grand slam against the Orioles in 1979, the blast coming off Don Stanhouse in Baltimore on July 7. Rudi hit three slams in 1979 and has 40 in his career.

GRAND SLAM NOTES (Cont.)

BOOG HOLDS O's LIFETIME RECORD: Boog Powell holds the record for most lifetime slams in a Baltimore uniform, seven. Among current Orioles, Lee May has hit the most during his career, 11, and is tied with Willie Stargell for third place behind Willie McCovey (18) and Rudi among active major leaguers. May has hit five as an Oriole, all of which have come at Memorial Stadium.

GENTILE HIT 5 IN '61: Jim Gentile set an American League record and tied a major league mark in '61 when he hit five home runs with the bases full. The major league record had been established by Ernie Banks in '55. . . Gentile also set a major league standard by hitting consecutive bases loaded home runs at Metropolitan Stadium (Minnesota) on May 9, '61 in the 1st inning off Pete Ramos and the 3rd off Paul Giel. . . In addition, Gentile had a run producing single in that game to set a club record for rbi in a game (nine).

FRANK ROBINSON HIT 2 IN SAME GAME: Frank Robinson became the second player in history to hit consecutive grand slams on Jun. 26, '70 at R.F.K. Stadium in Washington, in the 5th off Joe Coleman and 6th off Joe Grzenda. Later, Jim Northrup (then with Detroit) duplicated that feat. Four other players (Lazzeri, Tabor, York and Cloninger) have hit two grand slams in a game, but they were not on consecutive plate appearances.

BROOKS ROBINSON HIT SLAMS IN SUCCESSIVE GAMES: Brooks Robinson once blasted bases loaded homers in successive games—at Dodger Stadium off Angels' Ken McBride on May 6, '62 and at Memorial Stadium off the K.C. A's Ed Rakow on May 9, '62.

McNALLY ONLY PITCHER WITH WS SLAM: One of Dave McNally's two grand slams was hit in the '70 World Series, off the Reds' Wayne Granger (3rd game). . . Dave's was the 12th grand slam in series history, but the only one ever hit by a pitcher.

CUELLAR ONLY PLAYER WITH SLAM IN ALCS: Until the Dodgers Ron Cey and Dusty Baker connected for slams in games one and two respectively of the 1977 NLCS, Mike Cuellar had been the only player ever to hit a bases loaded homer in a league championship series. He remains the only one ever to hit a grand slam in an ALCS game.

OPPONENTS: Four opponents have hit two grand slams in Memorial Stadium: Roy Sievers (Was.), Bill Skowron (N.Y.), Mike Epstein (Was.) and Rico Petrocelli (Bos.). . . In all, opponents have hit 54 grand slams off Baltimore pitching including 25 in Memorial Stadium. . . Neither Harman Killebrew nor Mickey Mantle has ever hit a grand slam against the O's although Killebrew has hit more home runs vs. O's than any other opponent as well as more in Memorial Stadium—67 (30) and Mantle ranks second with 54 (25).

ORIOLES "HALL OF FAME"

Brooks Robinson, Frank Robinson, Dave McNally and Boog Powell were four of the principal reasons the Orioles won four American League pennants in the six year period from '66 thru '71.

They were also the first four elected to the Orioles "Hall of Fame" created in '77 by the Oriole Advocates in cooperation with the ballclub to honor the outstanding players, managers and coaches who have represented the Orioles in the modern major league era from '54 to the present.

Brooks and Frank were charter inductees in '77, by vote of Oriole Advocate members and representatives of the Baltimore area sports media. McNally was the only addition in '78 and Powell was the lone electee in '79.

To become a member, a candidate needs 80% of the votes cast. To qualify for nomination, he must have spent at least three full seasons with the Orioles, and be presently retired from active status.

Consideration is given to ability, sportsmanship, character and contribution to the ballclub and baseball in general, both on and off the field.

Inductions are made annually at appropriate ceremonies prior to a home game and each member is presented with a full size replica of his Orioles clubhouse locker. . . Duplicates of these lockers are on display in the Memorial Stadium "Hit 'n Run" Club.

Instrumental in making the "Hall of Fame" a reality were Allen Barrett and Jack Buckley, both past presidents of the Oriole Advocates and currently co-chairmen of the Advocates "Hall of Fame" Committee.

BALTIMORE ORIOLES RECORDS 1954 thru 1979

PITCHING

Individual

Most Strikeouts, Game	14*	Bob Turley, 4/21/54 vs. Cle. (H)
		Connie Johnson, 9/2/57 vs. N.Y. (H)
Most Bases on Balls, Game	12†	Jack Fisher, 8/4/61 vs. L.A. (A) (9 inn.)
Most Innings Pitched, Game	16	Jerry Walker, 9/11/59† vs. Chi. (H)
Most Consecutive Shutout Innings	36	Hal Brown, 1961
Most Consecutive Shutouts	3	Jack Fisher, 1960; Hal Brown, 1961; Milt Pappas, 1964; Tom Phoebus, 1967; Jim Palmer, 1978
Most Consecutive Wins	17	Dave McNally, 9/22/68 to 8/3/69
Most Consecutive Wins, One Season	15	Dave McNally, 1969
Most Wins Over One Club, Season	6	Wally Bunker, vs. K.C., 1964
Most Losses to One Club, Season	5	Don Larsen, to Chi., 1954; Joe Coleman, to N.Y., 1954; Jim Wilson, to Cle., 1955
Most Wins by Opponent, Season	6	Bud Daley, K.C., 1959; 5—Pat Dobson, Cle., 1976; Joe Coleman, Det., 1973 (most since 1961 expansion)
Most Losses by Opponent, Season	5	Ned Garver, K.C., 1957; Dick Stigman, Min., 1963; Stan Williams, Cle., 1969; "Catfish" Hunter, N.Y., 1976

* Club record is 21 set by 5 pitchers (Barber, Bunker, Watt, E. Fisher, S. Miller) on 6/4/67 vs. Was. (H) (19 inns.).

† Club record is 14 set on 4/30/68 by Howard (6), Brabender (5) and Watt (3).

Individual Pitching—By Season

Record	Name	Year
Most Games	71	Stu Miller, 1963
		Dave McNally, 1969-70
Most Games Started	40	Mike Cuellar, 1970
		Mike Flanagan, 1978
Most Complete Games	25	Jim Palmer, 1975
Most Games Finished	59	Stu Miller, 1963
Most Wins	24	Mike Cuellar, 1970
		Dave McNally, 1970
Most Losses	21	Don Larsen, 1954
Best Won-Lost Pct.	808 (21-5)	Dave McNally, 1971
Most Bases on Balls	181	Bob Turley, 1954
Most Strikeouts	202	Dave McNally, 1968
Most Innings Pitched	323	Jim Palmer, 1975
Most Shutouts	10	Jim Palmer, 1975
Most Home Runs Allowed	35	Robin Roberts, 1963
Lowest E.R.A.	1.95	Dave McNally, 1968
Most Saves	25	Stu Miller, 1963
Most Wins, Reliever	14	Stu Miller, 1965
Most Relief Points	38	Stu Miller, 1965

Club Pitching

Most Consecutive Shutouts	5*	9/2† thru 9/6†/74 (Grimsley, Cuellar, Palmer, McNally, Cuellar)
Most Consecutive Shutout Innings	54*	9/1 (from 9th inn.) to 9/7/74 (thru 8th inn.)
Most Complete Games, Season	71	1971
Most Consecutive Complete Games, Season	7	1968
Most Shutouts, Season	21	1961
Most Strikeouts, Season	1070	1966
Most Bases on Balls, Season	688	1954
Fewest Bases on Balls, Season	395	1972
Lowest E.R.A., Season	2.53	1972

* American League record (see page 15 for more details).

★ ★ ★

20-Game Winners

Year	Pitcher	Record	Year	Pitcher	Record
1963	Steve Barber	20-13	1972	Jim Palmer	21-10
1968	Dave McNally	22-10	1973	Jim Palmer	22-9
1969	Dave McNally	20-7	1974	Mike Cuellar	22-10
	Mike Cuellar	23-11	1975	Jim Palmer	23-11
1970	Dave McNally	24-9		Mike Torrez	20-9
	Mike Cuellar	24-8	1976	Jim Palmer	22-13
	Jim Palmer	20-10		Wayne Garland	20-7
1971	Dave McNally	21-5	1977	Jim Palmer	20-11
	Mike Cuellar	20-9	1978	Jim Palmer	21-12
	Jim Palmer	20-9	1979	Mike Flanagan	23-9
	Pat Dobson	20-8			

(Continued on page 14)

★ ★ ★

ORIOLES PITCHING (Cont.)

Notes On 20-Game Winners

During the Orioles' first 14 years in Baltimore ('54 thru '67), the club produced only one 20-game winner. That was Steve Barber in 1963. Since then, the O's have had twenty 20-game winning performances in a span of 12 seasons ('68 thru '79).

In this period Jim Palmer has been a 20-game winner eight times while Mike Cuellar and Dave McNally have reached that level four times each, and Pat Dobson, Mike Torrez, Wayne Garland and Mike Flanagan once each.

In 1971 four Baltimore pitchers reached the 20-win level. The only other foursome in the entire history of major league baseball to have achieved that feat were four hurlers from the 1920 White Sox (51 years earlier): Urban "Red" Faber-23, Claude Williams-22, Dickie Kerr-21 and Ed Cicotte-21. Despite that achievement, incidentally, the White Sox that year finished second, two games back of Cleveland.

The four Orioles pitchers all reached the 20-win plateau within six days: McNally was first on 9/21, then in the series in Cleveland, the other three joined him: Cuellar (9/24—1st game—clinched pennant), Dobson (9/24—2nd game), Palmer (9/26).

O's hurlers have recorded their 20th wins in August three times in the club's history. Both McNally (8/25) and Cuellar (8/27) accomplished the feat in 1970 en route to 24-victory seasons, the club record. Palmer won his 20th game of the 1975 season on 8/30.

★ ★ ★

No-Hit Games (4)

Hoyt Wilhelm, vs. N.Y., 9/20/58 (H)
 *Steve Barber-Stu Miller, vs. Det.,
 4/30/67* (H)
 Tom Phoebus, vs. Bos., 4/27/68 (H)
 Jim Palmer, vs. Oak., 8/13/69 (H)

One-Hit Games (23)

Joe Coleman, vs. N.Y., 9/9/54 (H)
 §C. Johnson-G. Zuverink, vs. Chi.,
 6/21/56 (A)
 Hoyt Wilhelm, vs. N.Y., 5/22/59 (H)
 Hal Brown, vs. N.Y., 6/1/60 (H)
 Steve Barber, vs. K.C., 7/28/60 (H)
 Billy Hoelt, vs. Was., 8/19/61 (A)
 Wally Bunker, vs. Was., 5/5/64 (H)

* Orioles lost, 2-1, when Tigers scored twice in top of 9th inning. First Detroit run scored on Barber's wild pitch and deciding run scored on error.
 § Johnson and Zuverink were beaten by Jack Harshman who also pitched one-hitter. Bertaina defeated Bob Meyer who also threw one-hitter. Score in both games was 1-0.

One-Hit Games (Cont.)

Wally Bunker, vs. K.C., 7/3/64 (H)
 Milt Pappas, vs. Min., 9/2/64 (A)
 §Frank Bertaina, vs. K.C., 9/12/64 (H)
 Dave McNally, vs. Was., 10/1/64 (H)
 Steve Barber, vs. Cal., 4/16/67* (A)
 Jim Palmer, vs. N.Y., 5/12/67 (A)
 Dave Leonhard, vs. Det., 5/6/68 (H)
 Dave McNally, vs. Min., 5/15/69 (A)
 Mike Cuellar, vs. Min., 8/10/69 (H)
 Mike Cuellar, vs. K.C., 5/12/71 (H)
 Jim Palmer, vs. Cle., 7/27/73* (H)
 Mike Cuellar, vs. Cal., 5/31/75 (A)
 Jim Palmer, vs. K.C., 6/8/75 (H)
 Mike Cuellar, vs. Mil., 7/26/75 (A)
 Jim Palmer, vs. Min., 8/10/76 (H)
 S. Stone-T. Martinez vs. Mil., 7/30/79 (A)

NO-HITTERS BY OPPONENTS

Two no-hitters have been pitched against the Orioles in the 25 years they have been back in the American League, both by the Angels. Bo Belinsky was the first, on May 5, '62 at Dodger Stadium, winning 2-0 over Steve Barber. In 1975 Nolan Ryan no-hit the Orioles on June 1 at Anaheim Stadium, defeating Ross Grimsley, 1-0.

BIRDS' FIRST GAME IN BALTIMORE IN '54

The modern American League Orioles made their Baltimore debut in Memorial Stadium on April 15, 1954 before a crowd of 46,354 including Vice President Richard M. Nixon who threw out the first ball. Behind the seven hit pitching of Bob Turley who fanned nine, the Orioles of Jimmy Dykes defeated Paul Richards' White Sox, 3-1, in Baltimore's first American league game in 52 years. Chico Carrasquel, the Chicago shortstop, was the first to bat in the new stadium and singled off Turley. Clint Courtney won the distinction of hitting the first home run in the brand new stadium (built on the site of the previous municipally owned ballpark used by the International League O's). It was a bases empty blast off Virgil Trucks who also yielded a solo homer to Vern Stephens in the fourth and was the losing pitcher.

The Birds' starting lineup in that game was: Bobby Young, 2b; Eddie Waitkus, 1b; Gil Coan, cf; Vic Wertz, rf; Sam Mele, lf; Stephens, 3b; Billy Hunter, ss; Courtney, c and Turley, p.

Many have forgotten that the O's opened that first season on the road, at Detroit, where Don Larsen lost to Steve Gromek, 3-0, on April 13 (the Birds' first game ever). The next day at Tiger Stadium (Apr. 14) Duane Pillette gave the O's their first victory, a 3-2 decision over Ray Herbert.

BALTIMORE ORIOLES RECORDS

1954 thru 1979

FIELDING

Club—By Season

Most Double Plays.....189 .. 1977	Most Passed Balls..... 49† .. 1959
Most Errors.....167 .. 1955	Highest Fielding Pct..... .985† .. 1964
Fewest Errors..... 95* .. 1964	Most Consecutive Errorless Games..... 10 .. 1962
Most Errorless Games..... 90 .. 1964	

* Major League record—tied with 1977 Cincinnati Reds

† Major League record

‡ Modern Major League record (since 1900)

Individual A.L. and M.L. Fielding Records

SECOND BASE			
Most Consec. Errorless Games, Season.....	86 (AL)	Dauer '78	
Most Consec. Errorless Games, League.....	89 (AL)	Adair '64-'65	
Most Consec. Errorless Chances, Season.....	425 (ML)	Dauer '78	
Most Consec. Errorless Chances, League.....	458 (ML)	Adair '64-'65	
Highest Fielding Avg., Season.....	.995 (ML)	Grich '73	
(150 or more games)			
Fewest Errors, Season.....	5* (ML)	Adair '64	
(150 or more games)		Grich '73	
THIRD BASE			
Most Seasons.....	23 (ML)	B. Robinson	
Highest Fielding Avg., Lifetime.....	.971 (ML)	B. Robinson	
(1,000 or more games)			
Most Games, Lifetime.....	2,870 (ML)	B. Robinson	
Most Putouts, Lifetime.....	2,697 (ML)	B. Robinson	
Most Assists, Lifetime.....	6,205 (ML)	B. Robinson	
Most Chances, Lifetime.....	8,902 (ML)	B. Robinson	
Most Double Plays, Lifetime.....	618 (ML)	B. Robinson	
Most Yrs. Leading Lge. in Fldg. Avg.....	11 (AL)	B. Robinson	
Most Yrs. Leading Lge. in Games.....	8 (ML)	B. Robinson	
Most Yrs. Leading Lge. in Assists.....	8 (ML)	B. Robinson	
Most Yrs. Leading Lge. in Chances.....	8† (AL-tie)	B. Robinson	
Most Games, Season.....	163 (AL)	B. Robinson	
Most Home Runs, Lifetime.....	266 (AL)	B. Robinson	
SHORTSTOPS			
Highest Fielding Avg., Lifetime.....	.977 (AL)	M. Belanger	
(1,000 or more games)			
OUTFIELDERS			
Highest Fielding Avg., Season.....	1.000‡ (ML-tie)	Russ Snyder '65	
(100 or more games)			
CATCHERS			
Most Passed Balls, Inning.....	3‡ (AL)	Gus Triandos (5/4/60)	
		Myron Ginsberg (5/10/60)	
		Charlie Lau (6/14/62)	

* Also held by Joe Morgan (Cin.) 1977

† Also held by Frank "Home Run" Baker

‡ Held by many

TRIPLE PLAYS

After executing just five triple plays in their first 23 years, the Orioles have completed one in each of the past three years, the last two being of the "around the horn" variety involving Doug DeCinces, Rich Dauer and Eddie Murray.

Brooks Robinson started the other three Orioles "around the horn" triple plays, all in a five year span from 1969-73.

The O's have been victimized by the same weapon 13 times.

Jun. 10, '79—at Bal.—Buddy Bell "gitp"...5-4-3 (D. DeCinces, R. Dauer, E. Murray).

Sep. 9, '78—at Tor.—Rich Cerone "gitp"...5-4-3 (D. DeCinces, R. Dauer, E. Murray).

Jun. 3, '77—at K.C. John Watham hit a sac fly to Pat Kelly in right.

Fred Patek was caught off 1st and was out, Kelly to Mark Belanger to Billy Smith back to Belanger. Belanger then noticed Dave Nelson standing off 3rd base. He ran at him and tagged him out, completing the game-ending triple play and giving the O's a 7-6 win—9-6-4-6-6.

Sep. 29, '73—at Det.—Frank Howard "gitp"...5-4-3 (B. Robinson, B. Grich, T. Crowley).

Jul. 7, '73—vs. Oak. at Bal.—Gene Tenace "gitp"...5-4-3 (B. Robinson, B. Grich, E. Cabell).

Aug. 6, '69—vs. K.C. at Bal.—Eliseo Rodriguez "gitp"...5-4-3 (B. Robinson, D. Johnson, B. Powell).

Apr. 9, '59—at Was.—Ed Fitzgerald line drive...3-6-3 (B. Boyd, C. Carrasquel, B. Boyd).

Aug. 3, '55—vs. K.C. at Bal.—Art Ceccarelli "gidp" then runner was thrown out at home...3-6-2 (G. Triandos, W. Miranda, H. Smith).

Gary Roenicke became the first Oriole to hit into a triple play since 1972 against Oakland in Baltimore on May 7, '79. He grounded to third baseman Wayne Gross, who started an "around the horn" 5-4-3 triple play. On four of the 12 occasions that Birds' opponents have executed triple plays, Brooks Robinson has been the batter. Brooks grounded into one, lined into another and two were "gidp's" with a runner then being thrown out between third and home.

BALTIMORE ORIOLES RECORDS

1954 thru 1979

GENERAL CLUB RECORDS

Longest Win Streak	14	Sep. 20, '70 thru Apr. 10, '71
Longest Win Streak (Season)	14	Aug. 12, '73 thru Aug. 27, '73
Longest Losing Streak	14	Aug. 12, '73 thru Aug. 27, '73
Longest Game, by Innings	19	Jun. 4, '67 vs. Was. (H)
Longest Game, by Time	5:27	Aug. 25, '68 vs. Bos. (H), (18 inn.) (Bal. 3, Bos. 2)
	3:47	Aug. 14, '55' vs. N.Y. (H) (9 inn.) (Bal. 6, N.Y. 20)
Shortest Game, by Time	1:32	Sep. 26, '62' vs. K.C. (H)
Most Players Used, Game	24	Sep. 7, '58 vs. Bos. (H) (10 inn.)
Most Players Used Both Clubs, Game	42	Jun. 23, '54 vs. Bos. (H) (17 inn.)
Most Wins Over One Club, Season	16	vs. K.C. A's ('57) and Bos. ('50)
	15	vs. Was. ('63)—(since expansion) vs. N.Y. ('66)—(since expansion)
Most Consecutive Wins Over One Club	23†	vs. K.C. (May 10, '69 thru Aug. 2, '70)
Most Losses to One Club, Season	19	to Cle. ('54, '55), to N.Y. ('55)

† Major League record

ORIOLES CAREER BATTING LEADERS

GAMES	AT BATS	RUNS
2,896...B. Robinson	10,654...B. Robinson	1,232...B. Robinson
1,784...Belanger	5,912...Powell	796...Powell
1,763...Powell	5,606...Blair	737...Blair
1,700...Blair	5,327...Belanger	624...Belanger
995...D. Johnson	3,489...D. Johnson	555...F. Robinson
953...Triandos	3,186...Triandos	432...Grich
827...F. Robinson	2,948...Aparicio	408...Buford
815...Snyder	2,941...F. Robinson	406...Bumbry
802...Brandt	2,790...Grich	400...Singleton
786...Grich	2,741...Brandt	392...Brandt
HITS	DOUBLES	TRIPLES
2,848...B. Robinson	482...B. Robinson	68...B. Robinson
1,574...Powell	269...Blair	51...Blair
1,426...Blair	243...Powell	34...Aparicio
1,220...Belanger	186...D. Johnson	32...Bumbry
904...D. Johnson	164...Belanger	28...Belanger
882...F. Robinson	143...F. Robinson	27...Grich
818...Singleton	137...Grich	22...Brandt
794...Triandos	136...Singleton	20...Boyd
747...Bumbry	128...Brandt	20...Snyder
740...Aparicio	124...Bumbry	18...F. Robinson
HOME RUNS	TOTAL BASES	RUNS BATTED IN
303...Powell	4,270...B. Robinson	1,357...B. Robinson
268...B. Robinson	2,748...Powell	1,063...Powell
179...F. Robinson	2,175...Blair	567...Blair
142...Triandos	1,598...F. Robinson	545...F. Robinson
126...Blair	1,497...Belanger	517...Triandos
124...Gentile	1,351...Triandos	456...L. May
116...L. May	1,320...D. Johnson	416...Singleton
107...Singleton	1,293...Singleton	398...Gentile
86...Brandt	1,149...L. May	391...D. Johnson
82...Blefary	1,140...Brandt	353...Belanger
EXTRA BASE HITS	BATTING PCT.	STOLEN BASES
818...B. Robinson	.303...Nieman	167...Blair
557...Powell	.301...Boyd	166...Aparicio
446...Blair	.300...F. Robinson	158...Belanger
359...F. Robinson	.299...Singleton	154...Bumbry
268...D. Johnson	.291...T. Davis	118...Baylor
267...Triandos	.288...Murray	85...Buford
252...Singleton	.284...Rettenmund	77...Grich
236...Brandt	.283...Bumbry	52...Rettenmund
234...Grich	.280...Snyder	43...Coggins
217...L. May	.280...Woodling	40...Snyder

.300 HITTERS: In 26 seasons the Orioles have had only 16 qualifying .300 hitters (477 plate appearances from '54 thru '60 and 502 plate appearances since '61)—1956-Bob Nieman, .322...1957-Bob Boyd, .318...1959-Gene Woodling, .300...1961-Jim Gentile, .302...1962-Brooks Robinson, .303...1964-Brooks Robinson, .317...1966-Frank Robinson, .316...1967-Frank Robinson, .311...1969-Frank Robinson, .308 and Boog Powell, .304...1970-Frank Robinson, .306...1971-Merv Rettenmund, .318...1973-Tommy Davis, .306...1975-Ken Singleton, .300...1977-Ken Singleton, .328 and Al Bumbry, .317...1977 was only the 2nd time the Orioles have had two .300 hitters in the same season.

ORIOLES CAREER PITCHING LEADERS

ERA (500 or more Innings)	WINS	LOSSES
S. Miller...2.37	Palmer...225	Palmer...122
Wilhelm...2.42	McNally...181	McNally...113
Palmer...2.66	Cuellar...143	Cuellar...88
Watt...2.73	Pappas...110	Barber...75
Dobson...2.78	Barber...95	Pappas...74
O'Dell...2.87	Hall...65	H. Brown...48
Hall...2.89	H. Brown...62	Grimsley...43
Hardin...3.06	Flanagan...60	Estrada...41
Phoebeus...3.09	Phoebeus & Grimsley...50	Hall & Flanagan...40
Roberts...3.09		
STRIKEOUTS	INNINGS	SAVES (75 rule applied)
Palmer...1,927	Palmer...3,275	S. Miller...88
McNally...1,476	McNally...2,653	Watt...72
Cuellar...979	Cuellar...2,028	Hall...51
Pappas...944	Pappas...1,632	Stanhouse...45
Barber...917	Barber...1,415	Jackson...39
Phoebeus...578	H. Brown...1,032	Wilhelm...35
Flanagan...569	Flanagan...877	Richert...29
Estrada...517	Grimsley...848	T. Martinez...25
Watt...433	Phoebeus...808	Drabowsky...23
S. Miller...432	Hall...770	D. Miller...16
		Reynolds...16
GAMES	SHUTOUTS	WON-LOST PCT. (50 or more decisions)
Palmer...447	Palmer...51	Palmer...648 (225-122)
McNally...412	McNally...33	Bunker...620 (44-27)
Watt...363	Cuellar...30	Cuellar...619 (143-88)
Hall...342	Pappas...26	Hall...619 (65-40)
S. Miller...297	Barber...19	McNally...616 (181-113)
Cuellar...290	Phoebeus...11	Flanagan...600 (60-40)
Pappas...264	H. Brown...9	Pappas...598 (110-74)
Barber...253	Flanagan...9	Dobson...581 (36-26)
G. Jackson...209	Dobson...7	R. May...580 (29-21)
H. Brown...204	Grimsley...7	Hardin...576 (38-28)
	Roberts...7	

ORIOLES SET A.L. RECORDS FOR CONSECUTIVE SHUTOUTS (5) AND CONSECUTIVE SCORELESS INNINGS (54) IN 1974

The Orioles pitching staff set two A.L. records in early September, 1974 by putting together a string of five straight shutouts and by blanking their opponents over a stretch of 54 consecutive innings. The scoreless streak actually started in the 9th inning of a game in Kansas City on September 1. Dave McNally gave up his only run in the 8th and then pitched a scoreless 9th while beating the Royals, 7-1. The streak ended six games later in the 9th inning on September 7 when Ross Grimsley working on a 3-0 lead gave up a two-run home run to Cleveland's Charlie Spikes. Grimsley who was the winner anyway by a 3-2 score was relieved at that point by Bob Reynolds. That also ended another string, of six straight complete games, but extended the Birds' winning streak to 10.

Date	Opponent	H/A	Score	Consec. Scoreless Innings	Pitcher	Hits Allowed
Sep. 1	Kansas City	A	7-1	1 (9th)	Dave McNally-cg	4
Sep. 2	Boston	H	1-0	9	Ross Grimsley-cg	3
Sep. 2	Boston	H	1-0	9	Mike Cuellar-cg	2
Sep. 4	Boston	H	6-0	9	Jim Palmer-cg	3
Sep. 6	Cleveland	A	2-0	9	Dave McNally-cg	3
Sep. 6	Cleveland	A	1-0	9	Mike Cuellar-cg	5
Sep. 7	Cleveland	A	3-2	8 (1st-8th)	Ross Grimsley	4

During the 54 inning skein the O's out-scored their opponents, 14-0, and out-hit them 37-20...Mike Cuellar won two of the five straight shutouts, both by 1-0.

The major league records of six straight shutouts and 56 consecutive innings which the O's came very close to at least tying were set by the 1903 Pirates (June 1 thru 9). The previous A.L. record of 47 consecutive innings was held by the 1948 Cleveland Indians and the mark of four consecutive shutouts had been accomplished four times, most recently by the Orioles' foursome of Hal Brown, Billy Loes, Connie Johnson, and Ray Moore between June 24 and 28, 1957.

JIM HENNEMAN'S SIMPLIFIED MAGIC NUMBER CALCULATING SYSTEM

For trailing club—add games won plus games left, then add one. Subtract number of games won by first place team. That's the magic number.

ALL TIME ORIOLES ROSTER MANAGERS, COACHES AND PLAYERS

1954 thru 1979

MANAGERS

BAUER, Hank ('64-'68)
DYKES, Jimmie ('54)
HARRIS, Luman (Sep. '61)
HITCHCOCK, Bill ('62-'63)
RICHARDS, Paul ('55-'61)
WEAVER, Earl (July, '68-)

COACHES

ADAIR, Jimmy ('60-'61)
APPLING, Luke ('63)
BAMBERGER, George ('68-'77)
BAUER, Hank ('63)
BRECHEN, Harry ('54-'67)
BUSBY, Jim ('61)
ERMER, Cal ('62)
FREY, Jim ('70-'79)
HARRIS, Luman ('55-'61)
HENDRICKS, Elrod ('78-)
HOSCHKEIT, Vern ('68)
HUNTER, Bill ('64-'77)
JOHNSON, Darrell ('62)
LOLLAR, Sherran ('64-'67)
LAU, Charlie ('69)
MILLER, Ray ('78-)
OLIVER, Tom ('54)
RIPKEN, Cal ('76-)
ROBINSON, Eddie ('59)
ROBINSON, Frank ('78-)
SCARBOROUGH, Ray ('68)
SKAFF, Frank ('54)
STALLER, George ('62, '68-'75)
VINCENT, Al ('55-'59)
WEAVER, Earl ('68)
WOODLING, Gene ('64-'67)

PLAYERS

A
ABRAMS, Cal ('54-'55)
ADAIR, Jerry ('58-'66)
ADAMS, Bobby ('56)
ADAMS, Mike ('67-'69)
ALEXANDER, Bob ('55)
ALEXANDER, Doyle ('72-'76)
ANDERSON, John ('60)
ANDERSON, Mike ('78)
APARICIO, Luis ('63-'67)
AVILA, Bobby ('59)
AYALA, Benny ('79-)

B
BAILO, Bob ('75-'76)
BAKER, Frank ('73-'74)
BAMBERGER, George ('59)
BARBER, Steve ('60-'67)
BARKER, Ray ('60)
BARNOWSKI, Ed ('65-'66)
BAYLOR, Don ('70-'75)
BEAMON, Charlie ('56-'58)
BEENE, Fred ('68-'70)
BELANGER, Mark ('65-)
BERRY, Connie ('54)
BERTAINA, Frank ('64-'67, '69)
BESANA, Fred ('56)
BICKFORD, Vern ('54)
BIRRRER, Werner "Babe" ('56)
BLAIR, Paul ('64-'76)
BLEFARY, Curt ('65-'68)
BLYZKA, Mike ('54)
BOSWELL, Dave ('71)
BOWENS, Sam ('63-'67)
BOYD, Bob ('56-'60)
BRABENDER, Gene ('66-'68)
BRANDT, Jack ('60-'65)
BREEDING, Marv ('60-'62)
BRIDEWESER, Jim ('54-'57)
BRILES, Nelson ('77-'78)
BROWN, Dick ('63-'65)
BROWN, Hal ('55-'62)
BROWN, Larry ('73)
BRUNET, George ('63)
BUFORD, Don ('68-'72)
BUMBRY, Al ('72-)
BUNKER, Wally ('63-'68)
BURKE, Leo ('58-'59)
BURNSIDE, Pete ('63)
BUSBY, Jim ('57-'58, '60-'61)
BUZHARDT, John ('67)
BYRD, Harry ('55)

C
CABELL, Enos ('72-'74)
CARRASQUEL, Chico ('59)
CARREON, Camilo ('66)
CASTLEMAN, Foster ('58)
CAUSEY, Wayne ('55-'57)

CECCARELLI, Art ('57)
CHAKALES, Bob ('54)
CHEVEZ, Tony ('77)
CHISM, Tom ('79)
CIMOLI, Gino ('64)
COAN, Gil ('54-'55)
COGGINS, Rich ('72-'74)
COLEMAN, Joe ('54-'55)
COLEMAN, Walter "Rip" ('59-'60)
CONSUEGRA, Sandy ('56-'57)
COREY, Mark ('79)
COURTNEY, Clint ('54, '60-'61)
COX, Billy ('55)
CRISCIONE, Dave ('77)
CROWLEY, Terry ('69-'73, '76, '77-)
CUELLAR, Mike ('69-'76)

D

DAGRES, Angelo ('55)
DALRYMPLE, Clay ('69-'71)
DAUER, Rich ('76-)
DAVANON, Jerry ('71)
DAVIS, Tommy ('72-'75)
DeCINCES, Doug ('73-)
DELOCKE, Ike ('63)
DEMPSEY, Rick ('76-)
DIERING, Chuck ('54-'56)
DILLMAN, Bill ('67)
DIMMEL, Mike ('77-'78)
DOBSON, Pat ('71-'72)
DORISH, Harry ('55-'56)
DRABOWSKY, Moe ('66-'68, '70)
DRAGO, Dick ('77)
DROPO, Walt ('59-'61)
DUKES, Tom ('71)
DUNCAN, Dave ('75-'76)
DUREN, Ryne ('54)
DURHAM, Joe ('54, '57)
DYCK, Jim ('55-'56)

E

EPSTEIN, Mike ('66-'67)
ESSEGIAN, Chuck ('61)
ESTRADA, Chuck ('60-'64)
ETCHEBARREN, Andy ('62, '65-'75)
EVERS, Walter "Hoot" ('55-'56)

F

FARMER, Ed ('77)
FERNANDEZ, Chico ('68)
FERRARESE, Don ('55-'57)
FINIGAN, Jim ('59)
FIORE, Mike ('68)
FISHER, Eddie ('66-'67)
FISHER, Jack ('59-'62)
FISHER, Tom ('67)
FLANAGAN, Mike ('75-)
FLINN, John ('78-'79)
FLOYD, Bob ('68-'70)
FOILES, Hank ('61)
FORD, Dave ('78-)
FORNIELES, Mike ('56-'57)
FOX, Howie ('54)
FRANCONA, Tito ('56-'57)
FRAZIER, Joe ('56)
FREED, Roger ('70)
FRIDLEY, Jim ('54)
FULLER, Jim ('73-'74)

G

GAINES, Joe ('63-'64)
GARCIA, Kiko ('76-)
GARCIA, Vinicio ('54)
GARDNER, Billy ('56-'59)
GARLAND, Wayne ('73-'76)
GASTALL, Tom ('55-'56)
GENTILE, Jim ('60-'63)
GILLIFORD, Paul ('67)
GINSBERG, Joe ('56-'60)
GOODMAN, Billy ('57)
GRAY, Ted ('55)
GREEN, Gene ('60)
GREEN, Lenny ('57-'59, '64)
GRICH, Bob ('70-'76)
GRIMSLEY, Ross ('74-'77)

H

HADDIX, Harvey ('64-'65)
HALE, Bob ('55-'59)
HALL, Dick ('61-'66, '69-'71)
HAMRIC, Bert ('58)
HANEY, Larry ('58-'68)
HANSEN, Ron ('56-'62)
HARDIN, Jim ('67-'71)
HARLOW, Larry ('75, '77-'79)
HARPER, Tommy ('76)
HARRISON, Bob ('55-'56)
HARRISON, Roric ('72)

ALL TIME ORIOLES ROSTER PLAYERS

1954 thru 1979

HARSHMAN, Jack ('58-'59)
HATTON, Grady ('56)
HEARD, Jehosie ('54)
HELD, Mel ('56)
HELD, Woodie ('66-'67)
HENDRICKS, Elrod ('68-'72, '73-'76, '78-'79)
HERZOG, Dorel "Whitey" ('61-'62)
HOEFT, Billy ('59-'62)
HOLDSWORTH, Fred ('76-'77)
HOLTZMAN, Ken ('76)
HOOD, Don ('73-'74)
HOOTTEMAN, Art ('57)
HOWARD, Bruce ('68)
HUNTER, Bill ('54)
HUTTO, Jim ('75)
HYDE, Dick ('61)

J

JACKSON, Grant ('71-'76)
JACKSON, Lou ('64)
JACKSON, Reggie ('76)
JEFFERSON, Jesse ('73-'75)
JOHNSON, Bob ('63-'67)
JOHNSON, Connie ('56-'58)
JOHNSON, Darrell ('62)
JOHNSON, Dave ('65-'72)
JOHNSON, David ('74-'75)
JOHNSON, Don ('55)
JOHNSON, Ernie ('59)
JONES, Gordon ('60-'61)
JONES, Sam ('64)

K

KELL, George ('56-'57)
KELLERT, Frank ('54)
KELLY, Pat ('77-)
KENNEDY, Bob ('54-'55)
KERRIGAN, Joe ('78)
KIRKLAND, Willie ('64)
KLAUS, Billy ('59-'60)
KNOWLES, Darold ('65)
KOKOS, Dick ('54)
KOSLO, Dave ('54)
KRENCHICKI, Wayne ('79)
KRETLOW, Lou ('54-'55)
KRYHOSKI, Dick ('54)
KUZAVA, Bob ('54-'55)

L

LANDRITH, Hobie ('62-'63)
LARSEN, Don ('54, '65)
LAU, Charlie ('61-'63, '64-'67)
LEHEW, Jim ('61-'62)
LEHMAN, Ken ('57-'58)
LEHARDT, Don ('54)
LEONHARD, Dave ('67-'72)
LEPPERT, Don ('55)
LITTLEFIELD, Dick ('54)
LOCKE, Charlie ('55)
LOCKMAN, Whitey ('59)
LOES, Billy ('56-'59)
LOPAT, Eddie ('55)
LOPEZ, Carlos ('78)
LOPEZ, Marcelino ('67, '69-'70)
LOWENSTEIN, John ('79-)
LUEBKE, Dick ('62)

M

MABE, Bobbie ('60)
MADDOX, Elliott ('77)
MAJESKI, Hank ('55)
MAQUIS, Roger ('55)
MARSH, Fred ('55-'56)
MARSHALL, Jim ('58)
MARTIN, Morrie ('56)
MARTINEZ, Dennis ('76-)
MARTINEZ, Tippy ('76-)
MATTCHICK, Tom ('72)
MAXWELL, Charlie ('55)
MAY, Dave ('67-'70)
MAY, Lee ('75-)
MAY, Rudy ('76-'77)
MELE, Sam ('54)
MKSIS, Eddie ('57-'58)
MILLER, Bill ('55)
MILLER, Dyar ('75-'77)
MILLER, John ('62, '63, '65-'67)
MILLER, Randy ('77)
MILLER, Stu ('63-'67)
MIRANDA, Willie ('55-'59)
MITCHELL, Paul ('75)
MOLINARO, Ron ('56, '58)
MOORE, Ray ('55-'57)
MORA, Andres ('76-'78)
MORRIS, John ('68)

MOSS, Les ('54-'55)
MOTTON, Curt ('67-'71, '73-'74)
MURRAY, Eddie ('77-)
MURRAY, Ray ('54)
MUSER, Tony ('75-'77)

Mc

McCORMICK, Mike ('63-'64)
McDONALD, Jim ('55)
McGREGOR, Scott ('76-)
McGUIRE, Mickey ('62, '67)
McNALLY, Dave ('62-'74)

N

NARUM, Buster ('63)
NELSON, Bob ('55-'57)
NELSON, Roger ('68)
NICHOLSON, Dave ('60, '62)
NIEMAN, Bob ('56-'59)
NORDBROOK, Tim ('74-'76)
NORTHBRUP, Jim ('74-'75)

O

OATES, Johnny ('70-'72)
O'DELL, Billy ('54, '56-'59)
O'DONOGHUE, John ('68)
OERTEL, Chuck ('58)
OLIVER, Bob ('74)
ORSINO, John ('63-'65)

P

PAGAN, Dave ('76)
PALICA, Erv ('55-'56)
PALMER, Jim ('65-'67, '69-)
PAPA, John ('61-'62)
PAPPAS, Milt ('57-'65)
PARROTT, Mike ('77)
PATTON, Tom ('57)
PEARSON, Albie ('59-'60)
PENA, Orlando ('71, '73)
PETERSON, Buddy ('57)
PHILLEY, Dave ('55-'56, '60-'61)
PHOEBUS, Tom ('66-'70)
PILARCIK, Al ('57-'60)
PILLETTE, Duane ('54-'55)
PINIELLA, Lou ('64)
POPE, Dave ('55-'56)
PORTOCARRERO, Arnie ('58-'60)
POWELL, Boog ('61-'74)
POWERS, John ('60)
POWIS, Carl ('57)
PYBURN, Jim ('55-'57)

Q

QUIRK, Art ('62)

R

REINBACH, Mike ('74)
RETENMUND, Merv ('68-'73)
REYNOLDS, Bob ('72-'75)
RICE, Del ('60)
RICHERT, Pete ('67-'71)
RINEER, Jeff ('79)
ROBERTS, Robin ('62-'65)
ROBINSON, Brooks ('55-'77)
ROBINSON, Earl ('61-'62, '64)
ROBINSON, Eddie ('57)
ROBINSON, Frank ('66-'71)
ROBLES, Sergio ('72-'73)
ROENICKE, Gary ('78-)
ROGOVIN, Saul ('55)
ROWE, Ken ('64-'65)
ROZNOVSKY, Vic ('66, '67)
RUDOLPH, Ken ('77)

S

SALMON, Chico ('69-'72)
SAVERINE, Bob ('59, '62-'64)
SCHALLOCK, Art ('55)
SCHMITZ, Johnny ('56)
SCOTT, Mickey ('72-'73)
SEGRIST, Kai ('55)
SEVERINSEN, Al ('69)
SHETRONE, Barry ('59-'60, '62)
SHOPAY, Tom ('71-'72, '75-'77)
SHORT, Billy ('62, '66)
SIEBERN, Norm ('64-'65)
SINGLETON, Ken ('75-)
SKAGGS, Dave ('77-)
SLEATER, Lou ('58)
SMITH, Al ('63)
SMITH, Billy ('77-)
SMITH, Hal ('55-'56)
SMITH, Nate ('62)
SNYDER, Russ ('61-'67)
STANHOUSE, Don ('78-'79)
STARRETTE, Herm ('63-'65)
STEPHENS, Gene ('60-'61)
STEPHENS, Vern ('54-'55)
STEPHENSON, Earl ('77-'78)

RULES OF INTEREST

Trading Regulations: A.L. waivers are not necessary to assign a player contract from one club to another WITHIN THE LEAGUE from midnight on the last day of the season thru midnight, June 15 (Pacific Time).

A.L. waivers are necessary to assign a player contract from one club to another WITHIN THE LEAGUE from 12:01 A.M., June 16 thru midnight, the last day of the season (Pacific Time).

A.L. waivers are necessary before a player contract may be assigned from the A.L. to the N.L. except during inter-league trading period. Both A.L. and N.L. waivers are necessary between 12:01 A.M., June 16 and midnight, the last day of the season.

Inter-League Trading: Inter-League trading is permissible without first obtaining waivers during the following time periods:

- (1) from 12:01 A.M. on fifth day after completion of world series thru midnight preceding the last scheduled day of the winter meetings.
- (2) from 12:01 A.M., Feb. 15 thru midnight, March 15.

Suspended Game Rule: A game terminated for any of the following reasons will be a suspended game **IF** it has progressed far enough to be an official game (i.e. 4½ or 5 innings): (1) a curfew imposed by law, (2) a pre-arranged time limit, and (3) darkness where local law prohibits turning on the lights.

A game terminated by light failure or malfunction of a mechanical device under the control of the home club will be a suspended game **AT ANY TIME AFTER IT STARTS.**

For the first time in 1980, if **WEATHER** forces the termination of a legal game while an **INNING IS IN PROGRESS**, it will become a suspended game if either of the following two conditions exists:

- (1) The visiting team has scored one or more runs to tie the game and the home team has not scored, or,
- (2) The visiting team has scored one or more runs to take the lead and the home team has not tied the score or taken the lead.

If a legal game is tied when called because of weather and neither situation listed above prevails, it is a tie game and must be re-played in its entirety.

Suspended games shall be resumed at the exact point of suspension immediately preceding the next scheduled single game between the two clubs on the same ground. If this is not possible, other provisions for resumption are specified in A.L. Regulation 3.8.

A game called at the **END** of a completed inning **AFTER NINE INNINGS** for any reason shall be a suspended game. Prior to 1969, the game would have been declared a tie and re-played in its entirety at a later date.

Baltimore Curfew: On week nights in Baltimore, no inning may be started after 11:59 P.M., but any inning in progress at that time may be played to completion. On Saturday nights in Baltimore, all play must stop at 11:59 P.M. regardless of the game situation.

In American League cities not governed by local curfews, no inning may start after 1:00 A.M., but any inning that begins prior to 1:00 A.M. may be played to completion.

Batting/ERA Title Qualifications: 502 or more plate appearances... 162 or more innings.

Rookie Qualifications: A player shall be considered a rookie unless, during a previous season or seasons, he has:

- (1) exceeded 130 at bats or 50 innings pitched in the majors, or (2) accumulated more than 45 days on the active roster of a big league club or clubs during the period of the 25-player limit (opening day thru Aug. 31) excluding time in military service.

Save Rule (10:20): Credit a pitcher with a save when he is the finishing, but not the winning pitcher, and when he qualifies under one of the following conditions:

- (1) he enters the game with a lead of no more than three runs and pitches for at least one inning, or
- (2) he enters the game with the potential tying run either on base, at bat, or on deck, or
- (3) he pitches effectively for at least three innings regardless of his club's lead.

This rule was adopted in '75, replacing the '69 version. Prior to '69 there was no official save rule.

WON-LOST RECORDS vs. EACH OPPONENT, 1979

Orioles vs. A.L. West				Orioles vs. A.L. East			
	Home W-L	Away W-L	Total W-L		Home W-L	Away W-L	Total W-L
California	5-1	4-2	9-3	Boston	4-2	4-3	8-5
Chicago	4-2	4-1	8-3	Cleveland	4-3	4-2	8-5
Kansas City	3-3	3-3	6-6	Detroit	4-2	3-4	7-6
Minnesota	3-3	5-1	8-4	Milwaukee	5-2	3-3	8-5
Oakland	4-2	4-2	8-4	New York	2-2	3-4	5-6
Seattle	5-1	5-1	10-2	Toronto	7-0	4-2	11-2
Texas	5-1	1-5	6-6				
Totals	29-13	26-15	55-28	Totals	26-11	21-18	47-29
				Gr. Totals	55-24	47-33	102-57

WON-LOST RECORDS

1954-1979			
Club	Home W-L	Away W-L	Total W-L
Bos.	132-110	107-135	239-245
Cal.	81-53	67-71	148-124
Chi.	123-88	102-110	225-198
Cle.	128-112	115-128	243-240
Det.	134-106	120-123	254-229
K.C.	43-20	33-32	76-52
Mil.	54-28	55-29	109-57
Min.	120-93	113-100	233-193
N.Y.	127-111	119-121	246-232
Oak.	124-84	120-95	244-179
Sea.	15-1	11-5	26-6
Tex.	91-54	96-48	187-102
Tor.	18-4	11-10	29-14
Totals	1190-864	1069-1007	2259-1871

ORIOLES STANDINGS, 1954-1979

Yr.	W	L	Pct.	G.B.	Std.	Mgr.
*1979	102	57	.642	(8)	1st	Weaver
1978	90	71	.559	9	4th	Weaver
1977	97	64	.602	2½	2-T	Weaver
1976	88	74	.543	10½	2nd	Weaver
1975	90	69	.566	4½	2nd	Weaver
*1974	91	71	.562	(2)	1st	Weaver
*1973	97	65	.599	(8)	1st	Weaver
1972	80	74	.519	5	3rd	Weaver
*1971	101	57	.639	(12)	1st	Weaver
*1970	108	54	.667	(15)	1st	Weaver
*1969	109	53	.673	(19)	1st	Weaver
1968	91	71	.562	12	2nd	Weaver†
1967	76	85	.472	15½	6-T	Bauer
1966	97	63	.606	(9)	1st	Bauer
1965	94	68	.580	8	3rd	Bauer
1964	97	65	.599	2	3rd	Bauer
1963	86	76	.531	18½	4th	Hitchcock
1962	77	85	.475	19	7th	Hitchcock
1961	95	67	.586	14	3rd	Harris‡
1960	89	65	.578	8	2nd	Richards
1959	74	80	.481	20	6th	Richards
1958	74	79	.484	17½	6th	Richards
1957	76	76	.500	21	5th	Richards
1956	69	85	.448	28	6th	Richards
1955	57	97	.370	39	7th	Richards
1954	54	100	.351	57	7th	Dykes
Totals	2259	1871	.547			

* Does not include A.L.C.S.

† Weaver replaced Bauer on July 11, 1968.

‡ Harris replaced Richards on Sep. 1, 1961.

ORIOLES WON-LOST RECORDS IN DIFFERENT BALLPARKS

CALIFORNIA	Wrigley Field (6-4, '61), Dodger Stadium (15-20, '62 thru '65), Anaheim Stadium (46-47, '66 thru '79).
KANSAS CITY	Municipal Stadium vs. both A's and Royals (91-62, '54 thru '67, '69 thru '72), Royals Stadium (16-25, '73 thru '79).
MILWAUKEE	County Stadium (50-28, '70 thru '79).
NEW YORK	Yankee Stadium (110-112 '54 thru '73 and '76-'79), Shea Stadium (9-9, '74 thru '75).
OAKLAND	Oakland Coliseum (44-31 '68 thru '79).
PHILADELPHIA	Connie Mack Stadium (2-9, '54).
SEATTLE	Sicks' Stadium (5-1, '69).
TEXAS	Arlington Stadium (31-15, '72 thru '79).
WASHINGTON	R.F.K. Stadium (65-33, '62 thru '72), Griffith Stadium vs. both D.C. franchises (51-34, '54 thru '61).

ORIOLES WON-LOST RECORDS vs. MULTI-CITY FRANCHISES

CALIFORNIA	Los Angeles (49-41, '61 thru '65), Anaheim (Cal.) (99-83, '66 thru '79).
MILWAUKEE	Seattle Pilots (9-3, '69), Brewers (100-54, '70 thru '79).
MINNESOTA	Washington (Griffith) Senators (89-65, '54 thru '60), Twins (144-128, '61 thru '79).
OAKLAND	Philadelphia A's (10-12, '54), K.C. A's (151-104, '55 thru '67), Oakland A's (83-63, '68 thru '79).
TEXAS	Washington (Expansion) Senators (135-61, '61 thru '71), Rangers (52-41, '72 thru '79).

ORIOLES MANAGERS' WON-LOST RECORDS

Hank Bauer (407-318, .561)	Billy Hitchcock (163-161, .503)
Jimmie Dykes (54-100, .351)	Paul Richards (517-539, .490)
Luman Harris (17-10, .630)	Earl Weaver (1101-743, .597)

ORIOLES 1979 INDIVIDUAL FIELDING

Player	Pos.	Pct.	G	PO	A	E	TC	DP	PB
Ayala	OF	.974	24	38	0	1	39	0	—
Belanger	SS	.990	98	110	195	3	308	38	—
Bumbry	OF	.982	146	367	7	7	381	1	—
Chism	1B	1.000	4	6	0	0	6	0	—
Corey	OF	1.000	11	10	0	0	10	0	—
Crowley	1B	1.000	2	5	0	0	5	1	—
Dauer	2B	.979	103	213	260	10	483	68	—
	3B	.943	44	21	95	7	123	4	—
DeCinces	3B	.964	120	99	247	13	359	21	—
Dempsey	C	.990	124	615	81	7	703	14	5
Garcia	SS	.955	113	173	271	21	465	67	—
	2B	.933	25	34	49	6	89	12	—
	3B	.900	2	0	0	0	0	0	—
	OF	1.000	2	2	1	0	3	0	—
Harlow	OF	.970	31	32	0	1	33	0	—
Hendricks	C	.500	1	1	0	1	2	0	0
Kelly	OF	1.000	24	36	0	0	36	0	—
Krenchicki	3B	.875	7	9	5	2	16	0	—
	2B	1.000	6	3	7	0	10	1	—
Lowenstein	OF	.992	72	120	4	1	125	2	—
	3B	1.000	1	0	2	0	2	0	—
	1B	1.000	1	4	1	0	5	1	—
May	1B	.913	2	21	0	2	23	2	—
Molinaro	OF	1.000	5	7	0	0	7	0	—
Murray	1B	.994	157	1456	107	10	1573	137	—
Roenicke	OF	.981	130	246	10	5	261	1	—
Singleton	OF	.981	143	247	8	5	260	2	—
Skaggs	C	.984	63	222	24	4	250	1	5
Smith	2B	.980	63	107	142	5	254	35	—
	SS	.833	5	1	9	2	12	2	—
(Pitchers)									
Player		Pct.	G	PO	A	E	TC	DP	PB
Flanagan		.957	39	4	41	2	47	2	—
Flinn		1.000	4	1	0	0	1	0	—
Ford		1.000	9	0	7	0	7	0	—
Martinez, D.		.944	40	26	59	5	90	3	—
Martinez, T.		.944	39	4	13	1	18	2	—
McGregor		1.000	27	10	21	0	31	0	—
Palmer		1.000	23	10	23	0	33	1	—
Rineer		.900	1	0	0	0	0	0	—
Stanhouse		.950	52	3	16	1	20	2	—
Stewart		.974	31	10	27	1	38	3	—
Stoddard		.933	29	9	5	1	15	0	—
Stone		.980	32	21	27	1	49	3	—
Team Totals		.480	159	4303	1764	125	6192	165	10

DeCinces, Dauer and Murray participated in a triple play

O'S HAVE BEST RECORD IN MAJORS FOR LAST 23 YEARS

It was in 1957 that the Orioles first began to jell as a team. That year they finished at .500 (76-76) for the first time, after having gone 180-282 in their first three Baltimore seasons ('54-'55-'56).

During the 23 seasons that have elapsed from 1957 thru 1979, the O's have won more games than any other big league club and have compiled the best won-lost percentage. In that period they are 490 games over .500.

Listed below are the standings of the 16 clubs that have played during that entire 23 year span.

1. Orioles 2079-1589 (.567)	10. White Sox 1870-1809 (.508)
2. Yankees 2048-1628 (.557)	11. Twins, nee Senators 1853-1824 (.504)
3. Reds 2043-1631 (.556)	12. Braves 1849-1827 (.503)
4. Dodgers 2032-1650 (.552)	13. Phillies 1780-1896 (.484)
5. Pirates 1988-1688 (.541)	14. Indians 1762-1910 (.480)
6. Giants 1928-1752 (.524)	15. Cubs 1727-1949 (.470)
7. Cardinals 1914-1762 (.521)	16. A's 1722-1957 (.468)
8. Tigers 1902-1780 (.517)	
9. Red Sox 1895-1785 (.515)	

Since the franchise came to Baltimore from St. Louis prior to the 1954 season (26 seasons thru '79), the O's have compiled the fourth best record in the majors—.547 (2259-1871) behind: Yankees—.566 (2344-1794), Dodgers—.559 (2315-1828), Reds—.552 (2283-1853).

BIRDS' BIGGEST DEAL

In November-December 1954 the Orioles and Yankees engineered a 17 player deal, one of the biggest in baseball history. General Manager Paul Richards sent the following players to New York: pitchers Mike Blyzka, Don Larsen and Bob Turley; catcher Darrell Johnson, first baseman Dick Kryhoski, shortstop Billy Hunter, and outfielders Ted del Guercio and Jim Fridley. The Birds in turn acquired the contracts of: pitchers Harry Byrd, Jim McDonald and Bill Miller; catchers Hal Smith and Gus Triandos; second baseman Don Leppert, third baseman Kal Segrist, shortstop Willie Miranda and outfielder Gene Woodling.

BALTIMORE ORIOLES STATISTICS—1979

Final Official

BATTING																		
Player	Avg.	G	AB	R	H	2B	3B	HR	RBI	BB	SO	SH	SF	HP	SB	CS	E	GW
Ayala	.256	42	86	15	22	5	0	6	13	6	9	0	2	0	0	0	1	0
Belanger	.167	101	198	28	33	6	2	0	9	29	33	11	3	1	5	1	3	2
Bumbry	.285	148	569	80	162	29	1	7	49	43	74	2	4	3	37	12	7	9
Chism	.000	6	3	0	0	0	0	0	0	0	0	0	0	0	0	0	0	0
Corey	.154	13	13	1	2	0	0	0	1	0	4	0	0	0	1	0	0	0
Crowley	.317	61	63	8	20	5	1	1	8	14	13	0	0	1	0	0	0	2
Dauer	.257	142	479	63	123	20	0	9	61	36	36	4	8	1	0	1	17	14
DeCinces	.230	120	422	67	97	27	1	16	61	54	68	0	5	3	5	3	13	3
Dempsey	.239	124	368	48	88	23	0	6	41	38	37	3	4	0	0	1	7	3
Garcia	.247	126	417	54	103	15	9	5	24	32	87	5	1	2	11	9	27	5
Harlow	.268	38	41	5	11	1	0	0	1	7	4	0	0	0	1	3	1	0
Hendricks	.000	1	1	0	0	0	0	0	0	0	0	0	0	0	0	0	1	0
Kelly	.288	68	153	25	44	11	0	9	25	20	25	0	3	1	4	5	0	5
Krenchicki	.190	16	21	1	4	1	0	0	0	0	0	2	0	0	0	0	0	2
Lowenstein	.254	97	197	33	50	8	2	11	34	30	37	1	3	1	16	4	1	3
May	.254	124	456	59	116	15	0	19	69	28	100	2	4	1	3	4	2	13
Molinaro	.000	8	6	0	0	0	0	0	0	1	3	0	0	0	1	0	0	0
Murray	.295	159	606	90	179	30	2	25	99	71	78	1	6	2	10	2	10	14
Roenicke	.261	133	376	60	98	16	1	25	64	61	74	1	3	12	1	3	5	11
Singleton	.295	159	570	93	168	29	1	35	111	109	118	1	7	1	3	1	5	10
Skaggs	.248	63	137	9	34	8	0	1	14	13	14	2	0	0	0	0	4	0
Smith	.249	68	189	18	47	9	4	6	33	15	33	7	1	2	1	0	7	4
Totals	.261	5371	757	1401	258	24	181	717	608	847	42	54	31	99	49	125	98	14
DH Hitters	.247	623	85	154	25	0	22	85	54	129	2	6	1	6	5	0	14	9
PH Hitters	.285	130	13	37	7	1	4	25	21	27	0	1	1	2	1	0	5	5
Murray L	.294	425	67	125	21	2	16	68	52	60	1	5	1	8	1	9	10	1
Murray R	.298	181	23	54	9	0	9	31	19	18	0	1	1	1	1	1	1	3
Singleton L	.313	409	66	128	17	0	25	79	76	74	1	4	1	3	0	3	7	3
Singleton R	.248	161	27	40	12	1	10	32	33	44	0	3	0	0	1	2	3	3
Smith L	.238	164	17	39	7	4	6	28	13	28	4	1	2	1	0	5	3	3
Smith R	.320	25	1	8	2	0	0	5	2	5	3	0	0	0	0	0	2	1

PITCHING

Pitcher	ERA	W	L	AP	GS	CG	SV	SHO	IP	H	R	ER	HR	BB	SO	HB	WP
Flanagan	3.08	23	9	39	38	16	0	5	266	245	107	91	23	70	190	3	6
Flinn	0.00	0	0	4	0	0	0	0	3	2	0	0	0	1	0	0	0
Ford	2.10	2	1	9	2	0	2	0	30	23	7	7	2	7	7	0	0
Martinez D.	3.67	15	16	40	39	18	0	3	292	279	129	119	28	78	132	1	9
Martinez T.	2.88	10	3	39	0	0	3	0	78	59	29	25	0	31	61	1	6
McGregor	3.34	13	6	27	23	7	0	2	175	165	70	65	19	23	81	2	1
Palmer	3.29	10	6	23	22	7	0	0	156	144	66	57	12	43	67	0	1
Rineer	0.00	0	0	1	0	0	0	0	1	0	0	0	0	0	0	0	0
Stanhouse	2.84	7	3	52	0	0	21	0	73	49	24	23	4	51	34	1	2
Stewart	3.51	8	5	31	3	1	1	0	118	96	47	46	11	71	71	5	5
Stoddard	1.71	3	1	29	0	0	3	0	58	44	12	11	3	19	47	0	3
Stone	3.77	11	7	32	32	3	0	0	186	173	91	78	31	73	96	1	3
Totals	3.26	102	57	326	159	52	30	12	1279	582	520	133	467	786	14	36	1434

SHUTOUTS (12): Flanagan-5 (Tex.-2, Cal., K.C., Tor.)...D. Martinez-3 (Cal., K.C., Tor.)...McGregor-2 (Chi., Min.)...McGregor & T. Martinez-1 (N.Y.)...Stone & Stanhouse-1 (Tor.).

LOW-HIT GAMES: No-Hitter-none; One-Hitter...Stone & T. Martinez-1 (Mil.); Two-Hitters-3...D. Martinez-1 (Cal.)...Stewart-1 (K.C.)...Flanagan & Stanhouse-1 (Cle.); Three-Hitters-6...Flanagan-3 (K.C., Oak., Tex.), D. Martinez-1 (Oak.), Palmer-1 (Chi.), Stone & Stanhouse-1 (Cle.); Four-Hitters-10...D. Martinez-3 (K.C., Tor., Sea.), Flanagan-2 (Sea. & Tex.), Palmer-1 (Cle.), Flanagan & Stanhouse-1 (Tor.), Flanagan & Stewart-1 (Cle.), Palmer & Stoddard-1 (Cal.), Stone & Stanhouse-1 (Tor.).

1979 CLUB STATISTICS

Won	Lost	Balto. Opp.
One-Run Games.....	32 20	Errors..... 125 122
Two-Run Games.....	20 14	Double Plays..... 165 164
Night Games.....	73 42	Complete Games..... 52 35
Day Games.....	29 15	Stolen Bases..... 98 88
Extra Innings.....	11 5	Caught Stealing..... 49 58
Shutouts—Team.....	12 5	Doubles..... 258 211
Shutouts—Individual.....	10 5	Triples..... 24 27
vs. Righthanders.....	68 38	Home Runs..... 181 133
vs. Lefthanders.....	34 19	Home..... 74 57
Doubleheaders.....	7 1	Away..... 107 76
Split.....	3	Left on Base..... 1099 1012
Starters.....	76 44	
Reliefers.....	26 13	
Streaks.....	9 6	

BASEBALL PUBLIC RELATIONS DIRECTORY

		Office	Private	Home
American	Bob Fishel	212 682-7000	682-7084	355-2433
	Phyllis Merhige			429-6229
Baltimore	Bob Brown	301 243-9800	235-9710	825-8560
	John Blake			323-6902
Boston	Bill Crowley	617 267-9440	267-2890	444-8366
	Dick Bresciani			237-7618
California	Tom Seeberg	714 634-1002	634-2829	586-2211
	Bobby Kargenian			990-1007
Chicago	Chuck Shriver	312 924-1000	924-1412	529-6231
	Toni Scalise	312 924-1000	924-1073	
Cleveland	Joe Bick	216 861-1200	566-8943	257-4439
	Bob DiBiasio		861-4454	221-4130
Detroit	Dan Ewald	313 962-4000	962-0825	561-3226
	Bob Miller			851-5911
Kansas City	Dean Volgelar	816 921-8000	921-8154	229-6446
	Bruce Carnahan			913 341-2579
Milwaukee	Tom Skibosh	414 933-1818	933-6975	781-0157
	Mario Zino			372-1751
Minnesota	Tom Mee	612 854-4040	854-3670	447-2065
	Laurel Prieb			297-8602
New York	Mickey Morabito	212 293-4300	293-1720	737-2883
	Larry Wahl			914 476-1243
Oakland	Carl Finley	415 638-4900	635-3927	444-6292
Seattle	Randy Adamack	206 628-3555	628-3319	782-9119
Texas	Burton Hawkins	817 273-5222	273-5255	275-8531
	Dan Schimek		273-5256	277-3816
Toronto	Howard Starkman	416 595-0077	595-0282	622-6245
	David Honderich			484-0110
National	Blake Cullen	212 582-4213	582-4584	757-2096
	Katy Feeney		582-4639	247-2000
				Ext. 403
Atlanta	Wayne Minshew	404 522-7630	577-3667	987-9487
Chicago	Buck Peden	312 281-5050	281-6955	271-5693
Cincinnati	Jim Ferguson	513 421-4510	421-2990	
Houston	Ed Wade	713 749-9600	749-9596	995-7544
	Rick Rivers		749-9598	661-2585
Los Angeles	Fred Claire	213 224-1306	224-1310	714 624-9383
	Steve Brenner	213 224-1301	224-1331	368-9161
Montreal	Richard Griffin	514 253-3434	253-3263	844-0433
	Monique Giroux			384-9924
New York	Arthur Richman	212 672-2000	672-2457	
	Tim Hamilton		672-5996	
Philadelphia	Larry Shenk	215 463-6000	755-9321	302 798-4205
	Chris Wheeler		755-9322	483-7563
Pittsburgh	Jack Schrom	412 323-5000	323-5015	488-9733
	Joe Safety		323-5069	941-5444
St. Louis	Jim Toomey	314 421-3060	421-6450	966-3775
	C. J. Cherre			576-7164
San Diego	Bob Chandler	714 283-4494	283-1790	279-1583
	Be Barnes			223-0189
San Francisco	Stu Smith	415 468-3700	468-5544	573-6054
	Ralph Nelson			964-6728
Commissioner	Bob Wirz	212 586-7400	765-2177	203 762-9302
	Marty Appel			914 949-1223
	Vince Nauss			212 761-7831

ORIOLES DAY-BY-DAY RECORD—1979

Game No.	Opponent	Score	W/L	Pitchers of Record	Date Rec.	Team Pos.	G.B.	Cumul. Home Atten.	Home Date
1	CHICAGO	5-3	W	Palmer-c	4/06	1-0	1T	39,663	1
2	CHICAGO	6-3	W	Flanagan	4/07	2-0	1T	44,932	2
3	CHICAGO	1-5	L	D. Martz	4/08	2-1	1T	51,453	3
4	NEW YORK	6-7	L	Stewart-r	4/10	2-2	2T	66,153	4
5	NEW YORK	6-5(10)	W	Stanhouser-r	4/11	3-2	2	84,402	5
6	NEW YORK	0-5	L	Flanagan	4/12	3-3	3	102,769	6
7	Milwaukee	3-9	L	Stone	4/13	3-4	4T		
8	Milwaukee	10-11	L	Stoddard-r	4/14	3-5	5		
9	Milwaukee	2-4	L	Palmer-c	4/15	3-6	6		
10	New York	1-5	L	Flanagan	4/17	3-7	6		
11	New York	1-3	L	D. Martz	4/18	3-8	7		
12	New York	6-3	W	Palmer-c	4/19	4-8	6		
13	MILWAUKEE	6-3	W	Stone	4/20	5-8	5	114,003	7
14	MILWAUKEE	4-2	W	Stewart	4/21	6-8	5	124,024	8
15	MILWAUKEE	6-2	W	D. Martz-c	4/22	7-8	4	146,622	9
16	MILWAUKEE	7-3	W	Flanagan	4/22	8-8	4		
17	California	7-2	W	Palmer	4/24	9-8	4		
18	California	5-2	W	Stone	4/25	10-8	3		
19	California	4-2	W	Stoddard-r	4/26	11-8	3		
20	Oakland	7-1	W	Flanagan-c	4/27	12-8	2		
21	Oakland	5-8	L	Keough	4/28	12-9	2		
22	Oakland	13-1	W	McGregor	4/29	13-9	2		
23	Seattle	8-7(10)	W	T. Martz-r	4/30	14-9	2		
24	Seattle	3-1	W	Stanhouser-r	5/01	15-9	1		
25	Seattle	9-3	W	D. Martz-c	5/01	15-9	1		
26	CALIFORNIA	9-1	W	Palmer	5/02	16-9	1		
27	CALIFORNIA	6-0	W	D. Martz-c	5/05	17-9	2	167,077	10
					5/06	18-9	1	192,707	11

*second game of doubleheader

() —denotes games ahead

c—complete game
opponent in lower case—away game

ORIOLES DAY-BY-DAY RECORD—1979

Game No.	Opponent	Score	W/L	Pitchers of Record	Date Rec.	Team Pos.	G.B.	Cumul. Home Atten.	Home Date
54	KANSAS CITY	3-0	W	D. Mart'z-c	6/06/33-21	1	(1)	381,510	23
55	KANSAS CITY	3-1	W	Stewart-c	6/07/34-21	1	(1)	395,234	24
56	TEXAS	3-0	W	Flanagan-c	6/08/35-21	1	(1)	442,773	25
57	TEXAS	4-3	W	Stone	6/09/36-21	1	(1)	473,579	26
58	TEXAS	5-4	W	D. Mart'z-c	6/10/37-21	1	(1)	496,237	27
59	CHICAGO	6-0	W	McGregor-c	6/11/38-21	1	(1)		
60	Chicago	4-12	L	Flanagan	6/12/38-22	1	(1)		
61	Chicago	8-7(10)	W	Stoddard-r	6/13/39-22	1	(1)		
62	Minnesota	6-5	W	Stanhouse-r	6/15/40-22	1	(2)		
63	Minnesota	8-5	W	Flanagan	6/17/41-22	1	(2)		
64	Cleveland	8-7	W	Stanhouse-r	6/18/42-22	1	(3)		
65	Cleveland	6-4	W	Stoddard-r	6/19/43-22	1	(3)		
66	Cleveland	5-3(5 1/2)	W	D. Mart'z-c	6/20/44-22	1	(3 1/2)		
67	DETROIT	6-5	W	T. Mart'z-r	6/22/45-22	1	(3)	531,693	28
68	DETROIT	8-6	W	Stewart-r	6/23/46-22	1	(3 1/2)	577,507	29
69	DETROIT	6-5	W	Stewart-r	6/24/47-22	1	(2 1/2)	618,707	30
70	DETROIT	4-6	L	D. Mart'z	6/24/47-22	1	(2 1/2)		
71	CLEVELAND	3-2	W	Stone	6/25/48-23	1	(3)	635,204	31
72	CLEVELAND	4-3	W	Flanagan	6/26/49-23	1	(4)	653,375	32
73	CLEVELAND	3-1	W	Palmer-c	6/27/50-23	1	(4)	673,584	33
74	CLEVELAND	3-6	L	D. Mart'z	6/28/50-24	1	(4)	685,379	34
75	TORONTO	6-1	W	McGregor-c	6/29/51-24	1	(4 1/2)	706,251	35
76	TORONTO	4-0	W	Stone	6/29/52-24	1	(4 1/2)	726,058	36
77	TORONTO	2-0	W	Flanagan-c	6/30/53-24	1	(5)	759,630	37
78	TORONTO	10-7	W	Stewart-r	7/01/54-24	1	(5 1/2)		
79	Texas	0-2	L	D. Mart'z-c	7/02/54-25	1	(4 1/2)		
80	Texas	0-4	L	Stone	7/03/54-26	1	(4 1/2)		
81	Texas	5-9	L	Flanagan	7/04/54-27	1	(3 1/2)		
82	California	1-10	L	D. Mart'z	7/05/54-28	1	(2)		
83	California	3-2	W	McGregor	7/07/55-29	1	(2)		
84	Oakland	7-3	W	Flanagan	7/09/56-29	1	(3)		
85	Oakland	6-7	L	Stewart-r	7/10/56-30	1	(3)		
86	Oakland	3-1	W	D. Mart'z-c	7/11/57-30	1	(3)		
87	Seattle	3-4	L	McGregor	7/13/57-31	1	(2)		
88	Seattle	5-2	W	Flanagan-c	7/14/58-31	1	(2)		
89	Seattle	6-1	W	D. Mart'z-c	7/15/59-31	1	(2)		
90	Seattle	3-4	L	D. Mart'z	7/19/59-32	1	(1 1/2)	793,233	38
91	CALIFORNIA	3-0	W	Flanagan-c	7/19/60-32	1	(2 1/2)	818,815	39
92	CALIFORNIA	2-1	W	McGregor-c	7/20/61-32	1	(3 1/2)	870,197	40
93	CALIFORNIA	10-2	W	Stewart	7/21/62-32	1	(3 1/2)	896,958	41
94	OAKLAND	4-1	W	Stone-c	7/22/63-32	1	(3 1/2)	910,090	42
95	OAKLAND	7-4	W	T. Mart'z-r	7/23/64-32	1	(4 1/2)		
96	SEATTLE	7-6	W	D. Mart'z	7/24/65-32	1	(5)	927,784	43
97	SEATTLE	11-3	W	McGregor	7/25/66-32	1	(4)	945,209	44
98	SEATTLE	4-5	L	Stewart-r	7/26/67-33	1	(5)	962,684	45
99	SEATTLE	12-1	W	Stone-c	7/27/68-33	1	(6)		
100	SEATTLE	8-0	W	Flanagan-c	7/28/68-34	1	(5)		
101	Kansas City	3-6	L	D. Mart'z	7/29/69-34	1	(6)		
102	Kansas City	6-4	W	McGregor	7/30/70-34	1	(7 1/2)		
103	Kansas City	2-1	W	Stone	7/31/71-34	1	(7 1/2)		
104	Milwaukee	9-5	W	Stewart-r	8/01/72-34	1	(7 1/2)		
105	Milwaukee	4-2	W	D. Mart'z-c					
106	Milwaukee								

() — denotes games ahead
 *second game of doubleheader
 r—relief
 opponent in CAPS—home game
 c—complete game
 opponent in lower case—away game

ORIOLES PITCHING **LIFETIME INDIVIDUAL WON-LOST RECORDS** **vs. EACH OPPONENT**

American League Only							
Pitcher	Bos. W-L	Cal. W-L	Chi. W-L	Cle. W-L	Det. W-L	K.C. W-L	Mil. W-L
Flanagan	4-4	1-1	4-3	4-2	4-5	3-7	6-3
Ford	—	—	1-0	0-1	—	—	1-0
Kerrigan	0-1	—	—	—	—	—	5-3
Martinez, D.	6-10	4-3	2-3	5-2	2-3	3-3	1-1
Martinez, T.	1-1	0-1	3-0	1-0	3-1	0-1	1-1
McGregor	1-3	2-2	3-2	3-2	6-1	2-2	1-4
Palmer	20-15	21-8	23-8	24-10	18-10	19-9	18-7
Stewart	1-0	1-0	1-0	1-0	—	0-1	2-1
Stoddard	—	—	—	—	—	—	0-1
Stone	5-3	6-2	—	6-3	0-2	1-2	6-5
	Min. W-L	N.Y. W-L	Oak. W-L	Sea. W-L	Tex. W-L	Tor. W-L	Totals W-L
Flanagan	5-2	6-5	7-2	6-1	2-2	8-3	60-40
Ford	1-0	1-0	—	—	—	1-0	3-1
Kerrigan	—	—	—	—	1-0	—	1-0
Martinez, D.	1-2	1-4	4-0	7-0	1-2	5-1	46-36
Martinez, T.	1-0	5-4	3-1	1-0	4-0	1-0	24-10
McGregor	3-1	2-4	1-1	2-1	3-0	2-2	31-25
Palmer	17-10	23-14	18-11	1-2	18-14	5-4	225-122
Stewart	—	0-1	0-1	0-1	—	1-0	9-6
Stoddard	—	—	—	—	—	—	3-2
Stone	0-3	0-3	5-3	5-3	5-6	4-3	44-42†

†Steve Stone is 1-4 lifetime vs. Balto.... He was 34-37 in National League.

★ ★ ★

1979 INDIVIDUAL W-L RECORDS vs. EACH OPPONENT (with Orioles only)

Pitcher	Bos. W-L	Cal. W-L	Chi. W-L	Cle. W-L	Det. W-L	K.C. W-L	Mil. W-L
Flanagan	1-1	1-0	3-1	2-1	0-1	1-1	2-0
Ford	—	—	—	0-1	—	—	—
Martinez, D.	2-2	1-2	0-1	1-2	0-2	1-2	2-0
Martinez, T.	1-0	—	1-0	—	3-1	2-0	—
McGregor	—	2-0	1-1	0-1	2-1	2-0	0-1
Palmer	1-0	2-0	1-0	2-0	—	1-1	0-1
Stanhouse	0-1	—	1-0	1-0	—	0-1	2-1
Stewart	1-0	1-0	—	1-0	2-0	1-1	0-1
Stoddard	—	1-0	1-0	1-0	—	—	2-1
Stone	2-1	1-1	—	1-0	0-1	—	—
Totals	8-5	9-3	8-3	8-5	7-6	6-6	8-5
Pitcher	Min. W-L	N.Y. W-L	Oak. W-L	Sea. W-L	Tex. W-L	Tor. W-L	Totals W-L
Flanagan	2-0	0-3	3-0	3-0	2-1	3-0	23-9
Ford	1-0	1-0	—	—	—	—	2-1
Martinez, D.	0-2	0-1	2-0	3-0	1-2	2-0	15-16
Martinez, T.	—	1-1	2-1	—	1-0	1-0	10-3
McGregor	2-0	1-0	0-1	1-1	1-0	1-1	13-6
Palmer	1-1	1-0	0-1	—	0-1	1-1	10-6
Stanhouse	2-0	1-0	—	1-0	—	1-0	7-3
Stewart	—	0-1	0-1	0-1	—	—	8-5
Stoddard	—	—	—	—	1-2	1-0	3-1
Stone	0-1	—	1-0	2-0	—	—	11-7
Totals	8-4	5-6	8-4	10-2	6-6	11-2	102-57

★ ★ ★

1979 CLUB PITCHING TOTALS vs. EACH OPPONENT

Total	ERA	W	L	SHO	CG	IP	H	R	ER	HR
Bal.	3.28	102	57	10	52	1434	1279	582	522	133
Away	2.81	55	24	7	28	725	622	259	226	57
	3.76	47	33	3	24	709	657	323	296	76
vs. Bos.	3.95	8	5	0	2	116	123	53	51	8
Cal.	2.42	9	3	2	3	108	82	33	29	8
Chi.	3.63	8	3	1	4	109	100	49	44	10
Cle.	4.13	8	5	0	2	113	93	54	52	17
Det.	4.05	7	6	0	2	120	126	62	54	13
K.C.	2.95	6	6	2	5	113	101	43	37	8
Mil.	4.41	8	5	0	4	114	111	59	56	21
Min.	2.67	8	4	1	4	108	105	35	32	6
N.Y.	3.75	5	6	0	2	96	91	46	40	12
Oak.	3.14	8	4	0	5	106	80	38	37	7
Sea.	2.41	10	2	0	6	108	79	38	29	6
Tex.	3.15	6	6	2	6	103	96	41	36	11
Tor.	1.89	11	2	2	7	119	92	31	25	6

1979 and Lifetime

MIKE FLANAGAN										
1979						LIFETIME				
Total	ERA	W-L	IP	H	R-ER	HR	ERA	W-L	IP	H
Bal.	3.08	23-9	265.2	245	107-91	23	3.63	60-40	876.2	843
Away	2.50	14-2	137	117	45-38	7	3.01	34-14	463	407
	3.71	9-7	128.2	128	62-53	16	4.33	26-26	413.2	436
vs. Bos.	9.00	1-1	9	14	9-9	2	4.83	4-4	59.2	73
Cal.	2.00	1-0	9	7	2-2	0	3.13	1-1	23	23
Chi.	4.82	3-1	28	26	17-15	3	5.46	4-3	59.1	64
Cle.	2.86	2-1	22	11	7-7	2	2.84	4-2	73	53
Det.	2.70	0-1	16.2	22	9-5	3	3.31	4-5	89.2	82
K.C.	1.06	1-1	17	12	2-2	1	3.94	3-7	64	65
Mil.	3.10	2-0	20.1	22	8-7	3	4.52	6-3	67.2	78
Min.	3.63	2-0	22.1	32	11-9	1	3.48	5-2	77.2	76
N.Y.	6.35	0-3	17	20	13-12	4	3.99	6-5	85.2	85
Oak.	3.33	3-0	27	24	10-10	1	3.82	7-2	75.1	62
Sea.	1.38	3-0	26	18	6-4	1	2.44	6-1	66.1	53
Tex.	1.93	2-1	18.2	12	4-4	1	2.36	2-2	42	36
Tor.	1.38	3-0	32.2	25	9-5	1	2.99	8-3	93.1	93

DAVE FORD										
1979						LIFETIME				
Total	ERA	W-L	IP	H	R-ER	HR	ERA	W-L	IP	H
Bal.	2.10	2-1	30	23	7-7	2	1.40	3-1	45	33
Away	2.12	0-0	17	15	4-4	1	1.42	1-0	25.1	22
	2.08	2-1	13	8	3-3	1	1.37	2-1	19.2	11
vs. Bos.	0.00	0-0	2	2	0-0	0	0.00	0-0	2	2
Cal.	—	—	—	—	—	—	—	—	—	—
Chi.	—	—	—	—	—	—	0.00	1-0	8.1	7
Cle.	6.75	0-1	1.1	1	1-1	0	6.75	0-1	1.1	1
Det.	0.00	0-0	2	2	0-0	0	0.00	0-0	2	2
K.C.	0.00	0-0	6.2	2	0-0	0	0.00	0-0	6.2	2
Mil.	6.00	0-0	3	4	2-2	1	1.86	0-0	9.2	7
Min.	3.00	1-0	6	5	2-2	1	3.00	1-0	6	5
N.Y.	0.00	1-0	3	2	0-0	0	0.00	1-0	3	2
Oak.	—	—	—	—	—	—	—	—	—	—
Sea.	3.00	0-0	6	5	2-2	0	3.00	0-0	6	5
Tex.	—	—	—	—	—	—	—	—	—	—
Tor.	—	—	—	—	—	—	—	—	—	—

DENNIS MARTINEZ										
1979						LIFETIME				
Total	ERA	W-L	IP	H	R-ER	HR	ERA	W-L	IP	H
Bal.	3.66	15-16	292.1	279	129-119	28	3.67	46-36	762.2	716
Away	4.03	7-7	145.1	148	69-65	16	4.41	20-15	349.1	352
vs. Bos.	4.60	2-2	29.1	36	16-15	1	4.42	6-10	124.1	111
Cal.	2.81	1-2	32	25	11-10	1	2.54	4-3	78	52
Chi.	5.40	0-1	6.2	9	5-4	0	4.25	2-3	29.2	35
Cle.	5.54	1-2	26	36	17-16	5	4.30	5-2	69	88
Det.	6.46	0-2	15.1	17	11-11	1	4.18	2-3	51.2	54
K.C.	3.13	1-2	31.2	30	13-11	3	3.07	3-3	55.2	56
Mil.	3.97	2-0	22.2	24	10-10	5	4.50	5-3	70	75
Min.	4.03	0-2	22.1	23	11-10	3	4.50	1-2	42	44
N.Y.	4.66	0-1	19.1	18	11-10	5	3.86	1-4	51.1	45
Oak.	1.00	2-0	18	10	2-2	0	2.15	4-0	46	34
Sea.	2.52	3-0	25	17	8-7	1	2.98	7-0	54.1	45
Tex.	3.81	1-2	26	25	12-11	3	4.79	1-2	41.1	46
Tor.	1.00	2-0	18	9	2-2	0	1.64	5-1	49.1	31

TIPPY MARTINEZ*										
1979						LIFETIME				
Total	ERA	W-L	IP	H	R-ER	HR	ERA	W-L	IP	H
Bal.	2.88	10-3	78	59	29-25	0	3.18	24-10	317	274
Away	1.98	7-2	41	29	12-9	0	2.77	13-4	100.2	93
	3.89	3-1	37	30	17-16	0	3.37	11-6	216.1	181
vs. Bos.	8.10	1-0	3.1	5	4-3	0	4.05	1-1	33.1	41
Cal.	0.00	0-0	1.2	2	0-0	0	0.95	0-1	19	10
Chi.	1.93	1-0	9.1	9	2-2	0	2.05	3-0	30.2	32
Cle.	0.00	0-0	4	2	0-0	0	1.99	1-0	22.2	17
Det.	3.00	3-1	15	11	7-5	0	3.38	3-1	34.2	29
K.C.	5.06	0-0	5.1	7	3-3	0	5.07	0-1	23	26
Mil.	0.00	0-0	0.1	0	0-0	0	5.40	1-1	11.2	9
Min.	6.00	0-0	3	2	2-2	0	4.50	1-0	22	25
N.Y.	1.74	1-1	10.1	7	3-2	0	3.34	5-4	32.1	31
Oak.	2.33	2-1	19.1	9	5-5	0	2.08	3-1	34.2	20
Sea.	0.00	0-0	2.2	1	0-0	0	1.64	1-0	11	6
Tex.	10.13	1-0	2.2	4	3-3	0	2.59	4-0	24.1	10
Tor.	0.00	1-0	1	0	0-0	0	8.10	1-0	10	12

SCOTT MCGREGOR										
1979						LIFETIME				

ORIOLES INDIVIDUAL PITCHING

1979 and Lifetime

	JIM PALMER										LIFETIME									
	ERA	W-L	IP	H	R-ER	HR	ERA	W-L	IP	H	R-ER	HR	ERA	W-L	IP	H	R-ER	HR	ERA	W-L
Total	3.30	10-6	155.2	144	66-57	12	2.66	225-122	3274.2	2691	1061-968	228	2.32	111-54	1643.1	1297	491-424	103	2.32	111-54
Bal.	3.27	4-3	74.1	64	35-27	6	2.32	111-54	1643.1	1297	491-424	103	2.32	111-54	1643.1	1297	491-424	103	2.32	111-54
Away	3.32	6-3	81.1	80	31-30	6	3.00	114-68	1631.1	1394	590-544	125	3.00	114-68	1631.1	1394	590-544	125	3.00	114-68
vs. Bos.	2.70	1-0	20	18	6-6	1	3.06	20-15	383	345	142-130	38	3.06	20-15	383	345	142-130	38	3.06	20-15
Cal.	1.26	2-0	14.1	10	3-2	0	2.17	21-8	285.2	223	83-69	18	2.17	21-8	285.2	223	83-69	18	2.17	21-8
Chi.	3.27	1-0	11	4	4-4	1	2.56	23-8	256.2	207	81-73	16	2.56	23-8	256.2	207	81-73	16	2.56	23-8
Cle.	4.40	2-0	14.1	11	7-7	3	2.10	24-10	342.2	250	92-80	26	2.10	24-10	342.2	250	92-80	26	2.10	24-10
Det.	8.44	0-0	5.1	9	5-5	0	2.99	18-10	273.2	225	94-91	23	2.99	18-10	273.2	225	94-91	23	2.99	18-10
K.C.	1.69	1-1	10.2	8	5-2	0	2.81	19-9	231.1	195	85-72	11	2.81	19-9	231.1	195	85-72	11	2.81	19-9
Mil.	4.50	0-1	8	10	4-4	1	2.37	18-7	273	214	83-72	23	2.37	18-7	273	214	83-72	23	2.37	18-7
Min.	2.04	1-1	17.2	16	4-4	1	2.78	17-10	245.2	204	87-76	18	2.78	17-10	245.2	204	87-76	18	2.78	17-10
N.Y.	2.50	1-0	18	18	8-5	1	2.76	23-14	339.2	287	112-104	18	2.76	23-14	339.2	287	112-104	18	2.76	23-14
Oak.	5.19	0-1	8.2	7	5-5	1	2.72	18-11	241.2	200	82-73	14	2.72	18-11	241.2	200	82-73	14	2.72	18-11
Sea.	—	—	—	—	—	—	9.26	1-2	11.2	19	12-12	0	9.26	1-2	11.2	19	12-12	0	9.26	1-2
Tex.	4.50	0-1	8	9	4-4	1	2.66	18-14	311.1	250	100-92	18	2.66	18-14	311.1	250	100-92	18	2.66	18-14
Tor.	4.12	1-1	19.2	24	11-9	2	2.71	5-4	79.2	72	28-24	5	2.71	5-4	79.2	72	28-24	5	2.71	5-4

	SAMMY STEWART										LIFETIME									
	ERA	W-L	IP	H	R-ER	HR	ERA	W-L	IP	H	R-ER	HR	ERA	W-L	IP	H	R-ER	HR	ERA	W-L
Total	3.52	8-5	117.2	96	47-46	11	3.49	9-6	129	106	52-50	11	3.49	9-6	129	106	52-50	11	3.49	9-6
Bal.	2.87	5-3	62.2	43	21-20	7	2.91	6-3	68	49	23-22	7	2.91	6-3	68	49	23-22	7	2.91	6-3
Away	4.25	3-2	55	53	26-26	4	4.13	3-3	61	57	29-28	4	4.13	3-3	61	57	29-28	4	4.13	3-3
vs. Bos.	1.15	1-0	15.2	10	2-2	0	1.15	1-0	15.2	10	2-2	0	1.15	1-0	15.2	10	2-2	0	1.15	1-0
Cal.	2.08	1-0	8.2	7	2-2	1	2.08	1-0	8.2	7	2-2	1	2.08	1-0	8.2	7	2-2	1	2.08	1-0
Chi.	5.40	0-0	15	18	9-9	2	4.87	1-0	20.1	24	11-11	2	4.87	1-0	20.1	24	11-11	2	4.87	1-0
Cle.	4.91	0-0	3.2	4	2-2	0	4.91	0-0	3.2	4	2-2	0	4.91	0-0	3.2	4	2-2	0	4.91	0-0
Det.	1.53	2-0	17.2	12	3-3	0	1.90	2-1	23.2	16	6-5	0	1.90	2-1	23.2	16	6-5	0	1.90	2-1
K.C.	2.55	1-1	17.2	10	6-5	3	2.55	1-1	17.2	10	6-5	3	2.55	1-1	17.2	10	6-5	3	2.55	1-1
Mil.	5.19	2-1	17.1	12	10-10	3	5.19	2-1	17.1	12	10-10	3	5.19	2-1	17.1	12	10-10	3	5.19	2-1
Min.	—	—	—	—	—	—	—	—	—	—	—	—	—	—	—	—	—	—	—	—
N.Y.	13.50	0-1	2	3	3-3	2	13.50	0-1	2	3	3-3	2	13.50	0-1	2	3	3-3	2	13.50	0-1
Oak.	7.36	0-1	3.2	3	3-3	0	7.36	0-1	3.2	3	3-3	0	7.36	0-1	3.2	3	3-3	0	7.36	0-1
Sea.	81.00	0-1	0.1	2	3-3	0	81.00	0-1	0.1	2	3-3	0	81.00	0-1	0.1	2	3-3	0	81.00	0-1
Tex.	1.50	0-0	12	9	2-2	0	1.50	0-0	12	9	2-2	0	1.50	0-0	12	9	2-2	0	1.50	0-0
Tor.	4.50	1-0	4	6	2-2	0	4.50	1-0	4	6	2-2	0	4.50	1-0	4	6	2-2	0	4.50	1-0

	TIM STODDARD										LIFETIME									
	ERA	W-L	IP	H	R-ER	HR	ERA	W-L	IP	H	R-ER	HR	ERA	W-L	IP	H	R-ER	HR	ERA	W-L
Total	1.71	3-1	58	44	12-11	3	2.81	3-2	77	68	30-24	7	2.81	3-2	77	68	30-24	7	2.81	3-2
Bal.	1.02	0-0	17.2	10	2-2	0	2.57	0-1	21	17	8-6	0	2.57	0-1	21	17	8-6	0	2.57	0-1
Away	2.01	3-1	40.8	34	10-9	3	2.89	3-1	56	51	22-18	7	2.89	3-1	56	51	22-18	7	2.89	3-1
vs. Bos.	1.50	0-0	6	6	1-1	0	3.86	0-0	7	9	3-3	1	3.86	0-0	7	9	3-3	1	3.86	0-0
Cal.	1.42	1-0	6.1	3	1-1	0	1.42	1-0	6.1	3	1-1	0	1.42	1-0	6.1	3	1-1	0	1.42	1-0
Chi.	0.00	1-0	9.1	4	0-0	0	1.69	1-0	10.2	6	2-2	0	1.69	1-0	10.2	6	2-2	0	1.69	1-0
Cle.	3.86	1-0	7	8	3-3	1	3.86	1-0	7	8	3-3	1	3.86	1-0	7	8	3-3	1	3.86	1-0
Det.	3.38	0-0	5.1	5	2-2	1	3.38	0-0	5.1	5	2-2	1	3.38	0-0	5.1	5	2-2	1	3.38	0-0
K.C.	0.00	0-0	3	4	0-0	0	3.86	0-1	7	10	3-3	0	3.86	0-1	7	10	3-3	0	3.86	0-1
Mil.	6.00	0-1	3	4	3-2	1	4.30	0-1	14.2	15	13-7	3	4.30	0-1	14.2	15	13-7	3	4.30	0-1
Min.	0.00	0-0	4	0	0-0	0	1.80	0-0	5	2	1-1	1	1.80	0-0	5	2	1-1	1	1.80	0-0
N.Y.	0.00	0-0	5.1	2	0-0	0	0.00	0-0	4.2	2	0-0	0	0.00	0-0	4.2	2	0-0	0	0.00	0-0
Oak.	0.00	0-0	4.2	2	0-0	0	0.00	0-0	2.1	1	0-0	0	0.00	0-0	2.1	1	0-0	0	0.00	0-0
Sea.	0.00	0-0	2.1	1	0-0	0	0.00	0-0	2.1	1	0-0	0	0.00	0-0	2.1	1	0-0	0	0.00	0-0
Tex.	—	—	—	—	—	—	—	—	—	—	—	—	—	—	—	—	—	—	—	—
Tor.	10.80	0-0	1.2	5	2-2	0	10.80	0-0	1.2	5	2-2	0	10.80	0-0	1.2	5	2-2	0	10.80	0-0

		STEVE STONE*										LIFETIME									
		1979																			
		ERA	W-L	IP	H	R-ER	HR	ERA	W-L	IP	H	R-ER	HR	ERA	W-L	IP	H	R-ER	HR		
Total		3.77	11-7	186	173	91-78	31	4.24	44-42	781	760	403-368	86	2.76	9-4	143.1	136	50-44	13		
	Bal.	1.97	8-1	114.1	98	30-25	11	2.76	9-4	143.1	136	50-44	13	2.76	9-4	143.1	136	50-44	13		
	Away	6.66	3-6	71.2	75	61-53	20	4.57	35-38	637.2	624	353-324	73	4.57	35-38	637.2	624	353-324	73		
vs.	Bos.	4.32	2-1	25	25	12-12	3	4.60	5-3	78.1	83	44-40	10	4.60	5-3	78.1	83	44-40	10		
	Cal.	6.57	1-1	12.1	16	9-9	4	3.36	6-2	61.2	60	25-23	5	3.36	6-2	61.2	60	25-23	5		
	Chi.	4.38	0-0	12.1	15	7-6	4	4.38	0-0	12.1	15	7-6	4	4.38	0-0	12.1	15	7-6	4		
	Cle.	3.46	1-0	13	5	5-5	1	4.86	6-3	70.1	70	41-38	8	4.86	6-3	70.1	70	41-38	8		
	Det.	7.50	0-1	12	15	11-10	4	7.26	0-2	22.1	31	19-18	7	7.26	0-2	22.1	31	19-18	7		
	K.C.	8.31	0-0	4.1	6	4-4	1	4.13	1-2	56.2	56	26-26	5	4.13	1-2	56.2	56	26-26	5		
	Mil.	3.12	2-1	26	17	10-9	5	3.99	6-5	97	88	47-43	11	3.99	6-5	97	88	47-43	11		
	Min.	5.40	0-1	3.1	6	2-2	0	8.85	0-3	20.1	27	20-20	1	8.85	0-3	20.1	27	20-20	1		
	N.Y.	8.31	0-0	4.1	3	4-4	0	5.48	0-3	23	28	14-14	5	5.48	0-3	23	28	14-14	5		
	Oak.	3.71	1-0	17	22	8-7	4	3.53	5-3	74	69	33-29	8	3.53	5-3	74	69	33-29	8		
	Sea.	1.14	2-0	23.2	14	9-3	2	3.34	5-3	70	59	32-26	8	3.34	5-3	70	59	32-26	8		
	Tex.	3.86	1-2	14	19	9-6	2	3.83	5-6	89.1	82	43-38	9	3.83	5-6	89.1	82	43-38	9		
	Tor.	0.48	1-0	18.2	10	1-1	1	3.32	4-3	57	41	23-21	4	3.32	4-3	57	41	23-21	4		

McLaughlin	Sea.	7-7-14	0-2	1-2	10-9-21		
Medich	Tex.	10-7	0-0	4-4	11-15-14		
Miller, D.	Cal.-Tor.	1-0	0-0	0-0	21-15-21	88-73	
Minetto	Oak.	1-5	0-0	0-0	1-5		
Mingori	K.C.	3-3-1	0-0	2-1	18-33-42		
Mirabella	N.Y.	0-4	0-1	0-1	3-6-1		
Mitchell	Sea.-Mil.	4-7	0-2	1-5	27-34		
Monge	Cle.	12-10-19	2-0	3-0	23-25-29		
Montague	Sea.-Cal.	8-4-7	0-0	0-1	17-19-13	20-24-18	
Moore	Tor.	5-7	0-0	0-1	11-18	27-47	
Morgan	Oak.	2-10	0-0	0-2	2-13		
Morris	Det.	17-7	2-0	2-0	21-13		
Murphy	Tor.	1-2	0-0	3-7	65-94-59	68-101-59	
Norris	Oak.	5-8	1-0	1-1	12-25		
Parrott	Sea.	14-12	1-1	1-1	15-17-1		
Pattin	K.C.	5-2-3	0-0	6-13	110-109-21		
Paxton	Cle.	8-8	0-2	3-3	30-24-1		
Perry	Det.	6-5	1-0	1-0	6-5		
Proly	Chi.	3-8-9	0-1	0-1	8-10-10	9-10-10	
Quisenberry	K.C.	3-2-5	0-0	0-0	3-2-5		
Rainey	Bos.	8-5-1	0-1	0-1	8-5-1		
Rawley	Sea.	5-9-11	0-0	0-0	9-18-15		
Redfern	Min.	7-3-1	1-0	2-1	21-22-1		
Renko	Bos.	11-9	2-0	2-2	22-21	100-116-4	
Repiogle	Mil.	0-0	0-0	2-0	9-5		
Reuschel, P.	Cle.	2-1-1	0-0	0-1	4-5-1	16-16-13	
Ripley	Bos.	3-1-1	0-0	1-1	5-6-1		
Rodriguez	K.C.	4-1-2	0-0	4-4	42-36-32		
Rozema	Det.	4-4	1-0	1-2	28-23		
Ryan	Cal.	16-14	0-1	5-13	138-121-1	167-159-3	
Scarbery	Chi.	2-8-4	0-0	0-0	2-8-4		
Schueler	Chi.	0-1	0-0	2-1	11-13-3	40-48-11	
Serum	Min.	1-3	0-0	0-1	10-12-1		
Slaton	Mil.	15-9	0-1	9-11	104-112		
Sorensen	Mil.	15-14	1-2	3-4	40-36-1		
Spillner	Cle.	9-5-1	1-1	1-1	12-6-4	36-47-1	
Splitteroff	K.C.	15-17	1-3	7-7	123-106-1		
Stanley	Bos.	16-12-1	2-2	4-2	39-21-14		
Stein	Sea.	2-3	0-1	0-1	6-6-1		
Stieb	Tor.	8-8	0-1	0-1	8-8		
Tanana	Cal.	7-5	0-1	10-4	91-66		
Tiant	N.Y.	13-8	0-1	20-21	217-156-15		
Tidrow	N.Y.	2-1-2	0-0	7-7	70-67-23	81-72-27	
Tobik	Det.	3-5-3	0-1	0-1	3-5-3		
Todd, Jim	Oak.	2-5-2	1-1	2-1	20-20-21	25-23-24	
Torrealba	Chi.	0-0	0-0	0-2	6-10-3	6-13-5	
Torrez	Bos.	16-13	0-2	5-6	85-60	146-110	
Travers	Mil.	14-8	1-1	2-4	53-61-1		
Trot	Chi.	11-8-4	1-2	1-2	14-8-4		
Tudor	Bos.	1-2	0-1	0-1	1-2		
Twitshell	Sea.	0-2	0-0	0-0	0-2	48-65-2	
Underwood, P.	Det.	6-4	0-0	0-0	6-4		
Underwood, T.	Tor.	9-16	1-2	3-3	15-30	49-59-3	
Waits	Cle.	16-13	1-1	4-5	51-46-4		
Wilcox	Det.	12-10	0-1	0-5	48-50-4	53-54-6	
Willis	Tor.	0-3	0-0	0-0	5-16-12		
Wise	Cle.	15-10	1-0	7-6	71-61	178-165	
Wortham	Chi.	14-14	1-1	1-1	17-16		
Young	Det.	2-2	0-0	0-0	8-9		
Zahn	Min.	13-7	0-1	0-4	39-35	45-49-1	

LEADING OPPOSING HITTERS—1979 (25 or more at bats)

Batter	1979 Club	Avg.	AB	H	HR	RBI	Batter	1979 Club	Avg.	AB	H	HR	RBI
Brett	K.C.	.420	50	21	4	12	Rice	Bos.	.360	50	18	3	12
Kemp	Det.	.417	36	15	4	12	Powell	Min.	.355	31	11	0	2
Hisle	Mil.	.400	25	10	2	5	L. Johnson	Chi.	.333	39	13	0	2
Remy	Bos.	.387	31	12	0	3	Chambliss	N.Y.	.323	31	10	3	8
A. Moore	Chi.	.385	26	10	0	5	Putnam	Tex.	.323	31	10	2	6

Hits: 21—Brett, K.C.; 18—Rice, Bos.
 Home Runs: 5—C. Johnson, N.Y.; Cle. . . . 4—Brett, K.C.; Cooper, Mil.; Harrah, Cle.;
 Kemp, Det.; Lezcano, Mil.; Morrison, Chi.
 RBI: 12—Brett, K.C.; Cooper, Mil.; Kemp, Det.; Lynn, Bos.; Rice, Bos.
 SB: 8—Wilson, K.C. . . . 7—Randolph, N.Y.
 Walks: 9—Lezcano, Mil. . . . 8—Randolph, N.Y.; Gross, Oak.

THE COVER: The night of September 26, 1979, was a very special one at Memorial Stadium. The Orioles won big over the Tigers, 13-2, in the final home game of the regular season, but that wasn't the reason.

There were 17,205 hard-core fans in the seats that evening, including, of course, the dean of Section 34, Wild Bill Hagy. In the late innings, the first Earl Weaver, then the rest of the dugout, then the bullpen, and then the radio booth led the O-R-I-O-L-E-S cheer.

When the game ended, the Orioles came out on the field—some in uniform, some half-in and half-out, and some in civilian clothes, to cheer the fans who had done so much for all of them all summer long. No one who was there that night will soon forget that scene.

On the front cover, Baltimore artist Richard Waldrep of Eucalyptus Tree has described that very emotional moment.

Alston	Cle.	.250	4	1	0	1	Lynn	Bos.	.269	52	14	1	12
Anderson	Cal.	.318	22	7	0	5	Machemer	Det.	.385	13	5	0	2
Armas	Oak.	.222	18	4	0	3	Mankowski	Det.	.250	8	2	0	0
Bailor	Tor.	.075	40	3	0	2	Manning	Cle.	.315	54	17	1	3
Bando	Mil.	.250	44	11	1	3	Martinez, B.	Mil.	.385	13	5	0	1
Bannister	Chi.	.292	24	7	0	2	May, M.	Chi.	.208	24	5	0	1
Baylor	Cal.	.196	46	9	3	7	Mayberry	Tor.	.162	37	6	0	1
Bell, B.	Tex.	.277	47	13	2	5	McRae	K.C.	.308	13	4	0	0
Bell, K.	Chi.	.182	22	4	0	2	Mendoza	Sea.	.200	30	6	0	2
Blanks	Tex.	.250	8	2	0	0	Meyer	Sea.	.158	38	6	0	2
Blair	N.Y.	.500	2	1	0	0	Milbourne	Sea.	.240	25	6	0	0
Bochte	Sea.	.273	33	9	2	7	Miller	Cal.	.217	23	5	0	0
Bonds	Cle.	.118	34	4	3	7	Molitor	Mil.	.271	48	13	1	5
Borgmann	Min.	.167	6	1	0	0	Money	Mil.	.276	29	8	1	2
Bosetti	Tor.	.188	48	9	1	2	Montanez	Tex.	.125	8	1	0	0
Braun	K.C.	.300	10	3	0	1	Montgomery	Bos.	.333	3	1	0	0
Brett	K.C.	.420	50	21	4	12	Moore, A.	Chi.	.385	26	10	0	5
Brohamer	Bos.	.750	4	3	0	0	Moore, C.	Mil.	.259	27	7	1	2
Brookens	Det.	.143	14	2	0	0	Morales, Jr.	Det.	.167	36	6	1	6
Brown, B.	N.Y.	.235	17	4	0	0	Morales, Jr.	Min.	.300	20	6	0	4
Bryant	Oak.	.182	11	2	0	1	Morrison	Chi.	.292	24	7	4	5
Burke	Oak.	.143	7	1	0	0	Mulliniks	Cal.	.200	5	1	0	1
Burleson	Bos.	.292	48	14	1	4	Munson	N.Y.	.350	20	7	0	3
Cage	Cle.	.250	8	2	0	0	Murcer	N.Y.	.400	5	2	1	5
Campaneris	Cal.	.278	18	5	0	0	Murphy	Oak.	.118	17	2	0	0
Cannon	Tor.	.250	4	1	0	0	Murray, L.	Oak.	.217	23	5	0	1
Carew	Cal.	.190	21	4	0	0	Nahorodny	Chi.	.083	12	1	0	1
Carty	Tor.	.211	38	8	2	3	Narron	N.Y.	.167	6	1	0	0
Castino	Min.	.310	29	9	0	0	Nettles	N.Y.	.265	34	9	3	11
Cerone	Tor.	.167	36	6	1	6	Newman	Oak.	.205	39	8	3	6
Chaik	Tex.-Oak.	.278	18	5	0	0	Nordhagen	Chi.	.250	20	5	1	3
Chambliss	N.Y.	.323	31	10	3	8	Norman	Tex.	.143	21	3	0	0
Chappas	Chi.	.188	16	3	0	1	Norris	Cle.	.190	21	4	0	2
Cooper	Mil.	.300	50	15	4	12	Norwood	Min.	.263	19	5	0	0
Cowens	K.C.	.293	41	12	1	2	O'Berry	Bos.	.111	9	1	0	1
Cox, L.	Sea.	.214	14	3	0	0	Oglivie	Mil.	.115	26	3	2	2
Cruz, J.	Sea.	.111	18	2	0	0	Oliver	Tex.	.258	31	8	0	3
Cruz, T.	K.C.	.167	24	4	1	4	Orta	Chi.	.211	19	4	0	1
Cubbage	Min.	.238	21	5	0	1	Otis	K.C.	.194	36	7	1	3
Davis, B.	Tor.	.333	6	2	0	0	Paciorek	Sea.	.381	21	8	0	2
Davis, D.	Mil.	.250	16	4	1	3	Page	Oak.	.108	37	4	0	2
Dent	N.Y.	.267	30	8	0	2	Papi	Bos.	.250	41	1	0	0
Dilone	Oak.	.133	15	2	0	2	Parrish	Det.	.220	41	9	1	1
Donohue	Cal.	.167	6	1	0	0	patek	K.C.	.222	18	4	0	1
Downing	Cal.	.200	35	7	0	0	Peters	Det.	.250	8	2	0	0
Dwyer	Bos.	.167	6	1	0	0	Piccio	Oak.	.154	13	2	0	2
Edwards, D.	Min.	.276	29	8	2	4	Piniella	N.Y.	.227	22	5	0	2
Edwards, M.	Oak.	.222	18	4	0	2	Poquette	K.C.-Bos.	.353	17	6	0	1
Ellis	Tex.	.179	28	5	0	5	Porter	K.C.	.256	39	10	1	6
Essian	Oak.	.217	23	5	2	3	Powell	Min.	.355	31	11	0	2
Evans	Bos.	.273	44	12	0	5	Pruitt	Cle.	.059	17	1	0	1
Fisk	Bos.	.111	18	2	0	0	Pryor	Chi.	.216	37	8	1	3
Ford	Cal.	.255	47	12	0	2	Putnam	Tex.	.323	31	10	2	6
Fosse	Mil.	.500	4	2	0	0	Quirk	K.C.	.083	12	1	0	0
Gamble	Tex.-N.Y.	.333	24	8	2	5	Randall	Min.	.316	19	6	0	2
Garr	Chi.	.182	11	2	1	4	Randle	N.Y.	.000	2	0	0	0
Gibson	Det.	.500	12	6	1	2	Randolph	N.Y.	.231	39	9	0	2
Gomez	Tor.	.174	23	4	0	0	Remy	Bos.	.387	31	12	0	3
Goodwin	Min.	.188	16	3	1	2	Revering	Oak.	.167	30	5	1	3
Grich	Cal.	.235	34	8	1	4	Rice	Bos.	.360	50	18	3	12
Griffin	Tor.	.321	53	17	0	2	Rivers	Min.	.200	20	4	0	0
Gross	Oak.	.321	28	9	1	4	Roberts, D.	N.Y.-Tex.	.278	36	10	1	1
Grubb	Tex.	.391	23	9	1	1	Roberts, D.	Tex.	.333	3	1	0	0
Guerrero	Oak.	.296	27	8	0	4	Roberts, L.	Sea.	.128	39	5	1	2
Gulden	N.Y.	.167	12	2	0	0	Robertson	Tor.	.500	4	2	0	0
Hale	Sea.	.286	7	2	0	1	Rodriguez	Det.	.194	31	6	1	2
Hargrove	Cle.	.283	46	13	1	6	Rosello	Cle.	.158	19	3	0	1
Harlow	Cal.	.333	6	2	0	0	Rudi	Cal.	.158	38	6	1	4
Harrah	Cle.	.292	48	14	4	4	Sample	Tex.	.294	17	5	1	3
Hassey	Cle.	.250	28	7	1	6	Scott	Bos.-K.C.	.143	28	4	0	2
Heath	Oak.	.250	20	5	0	1	Simpson	Sea.	.176	17	3	1	4
Henderson	Oak.	.263	19	5	0	2	Sizeffore	Bos.	.300	20	6	0	0
Hisle	Mil.	.400	25	10	2	5	Smalley	Min.	.289	45	13	0	4
Hobson	Bos.	.174	46	8	1	1	Soderholm	Chi.-Tex.	.069	29	2	0	1
Holle	Tex.	.250	4	1	0	0	Solatis	Tor.	.333	6	2	0	0
Horton	Sea.	.167	48	8	1	5	Spencer	N.Y.	.182	22	4	1	1
Howell	Tor.	.316	38	12	0	7	Squires	Chi.	.385	13	5	0	1
Hurdle	K.C.	.125	16	2	0	1	Stanley	N.Y.	.182	3	2	0	0
Jackson, Re.	N.Y.	.222	36	8	3	5	Staub	Det.	.333	18	6	1	4
Jackson, Ro.	Min.	.233	43	10	1	5	Stegman	Det.	.333	9	3	1	3
Johnson, C.	N.Y.-Cle.	.256	39	10	5	11	Stein	Sea.	.077	26	2	0	3
Johnson, L.	Chi.	.333	39	13	0	2	Stinson	Sea.	.182	22	4	0	2
Johnson, T.	Tor.	.063	16	1	0	0	Summers	Det.	.167	18	3	0	1
Johnstone, J.	N.Y.	.231	13	3	0	0	Sundberg	Tex.	.300	40	12	0	6
Jones, L.	Det.	.269	26	7	0	3	Thomas, G.	Mil.	.140	43	6	3	8
Jones, R.	Sea.	.277	47	13	1	7	Thompson	Det.	.222	36	8	0	5
Jorgensen	Tex.	.333	3	1	0	0	Thon	Cal.	.400	5	2	0	0
Kemp	Det.	.417	36	15	4	12	Thornton	Cle.	.280	25	7	2	5
Kessinger	Chi.	.750	8	6	0	1	Trammell	Det.	.400	45	18	0	5
Klutis	Oak.	.133	15	2	0	0	Valentine	Sea.	.182	11	2	0	1
Kuiper	Cle.	.095	21	2	0	0	Velez	Tor.	.313	32	10	1	3
Kusick	Min.-Tor.	.091	11	1	0	0	Verzyer	Cle.	.278	36	10	0	3
LaCock	K.C.	.241	29	7	0	2	Wallis	Oak.	.500	4	2	0	1

OPPOSING BATTERS RECORDS—1979 (Cont.)

Wash., C.	Chi.	.172	29	5	1	3	Wilson	K.C.	.245	53	13	0	4
Wash., O.L.	K.C.	.217	23	5	0	0	Wockenfuss	Det.	.300	30	9	1	5
Wathan	K.C.	.071	14	1	0	1	Wohlford	Mil.	.167	12	2	0	1
Watson	Bos.	.400	15	6	1	3	Woods, A.	Tor.	.185	27	5	1	2
Whitaker	Det.	.348	23	8	0	3	Wynegar	Min.	.216	37	8	0	3
White, F.	K.C.	.095	21	2	0	1	Yastrzemski	Bos.	.293	41	12	1	6
White, R.	N.Y.	.211	19	4	0	2	Yount	Mil.	.265	49	13	1	3
Wilfong	Min.	.200	30	6	0	0	Zdeb	K.C.	.250	4	1	0	0
Wills	Tex.	.214	42	9	0	4	Zisk	Tex.	.189	37	7	3	3

OPPOSING BATTERS WHO WENT HITLESS (No. of at bats in Parenthesis):

Beamon, Sea. (3); Beniquez, N.Y. (3); T. Cox, Cle. (3); W. Davis, Cal. (2); Diaz, Cle. (3); Gantner, Mil. (5); Gates, Chi. (1); Gonzales, Det. (1); Greene, Det. (1); Humphrey, Cal. (3); McKay, Tor. (6); Putman, Det. (2); Ramirez, Cal. (2); Rettenmund, Cal. (2); Terrell, K.C. (2); R. Torres, Chi. (8); Wagner, Det. (3); L. Washington, Tex. (1); Wolfe, Bos. (1).

1979 OPPOSING CLUB BATTING vs. ORIOLES

Club	Avg.	AB	R	H	HR	R/GM	GMS
BOSTON	.277	444	53	123	8	4.08	13
CALIFORNIA	.215	381	33	82	8	2.75	12
CHICAGO	.246	406	49	100	10	4.45	11
CLEVELAND	.224	416	54	93	17	4.15	13
DETROIT	.278	454	62	126	13	4.77	13
KANSAS CITY	.239	423	43	101	8	3.58	12
MILWAUKEE	.258	430	59	111	21	4.54	13
MINNESOTA	.259	406	35	105	6	2.92	12
NEW YORK	.255	357	46	91	12	4.18	11
OAKLAND	.210	381	38	80	7	3.17	12
SEATTLE	.198	399	38	79	6	3.17	12
TEXAS	.253	379	41	96	11	3.42	12
TORONTO	.212	434	31	92	6	2.58	13

ORIOLES TICKET INFORMATION

Ticket may be charged to major credit cards (Master Charge and VISA) by calling:
From D.C. area (local call) 621-1895
From Baltimore and all other areas (301) 338-1161

Note: A service charge of 50¢ per transaction will be assessed on Master Charge and VISA phone orders.

TICKET AGENCIES

BALTIMORE AREA

Downtown—Nino Ticket Agency at Civic Center
Highlandtown—Louis J. Smith Sporting Goods
Landsdowne—The Music Maze
Lochearn—Record Theatre
Parkville—Baltimore County Travel
Perry Hall—Melton's Men's Wear
Towson—Triangle Sptg. Goods
Woodlawn—Triangle Sptg. Goods and Social Security Agency
Montgomery Ward* Stores in Baltimore, Catonsville, Glen Burnie, Rosedale and Towson

OTHER MARYLAND LOCATIONS

Aberdeen....Aberdeen Hobby and Sport Shop
Annapolis.....Hack's of Annapolis
Bel Air.....Courtland Hardware
Bethesda.....Naval Medical Center and Variety Records*
Cambridge....Alexander's House of Music
College Park.....Student Union*
Columbia.....Columbia Association
Cumberland.....The Sports Shoppe
Denton.....Mandrell Motor Coach
Easton.....Joan's Buster Brown
Frederick.....Shipley's
Gaithersburg.....Waters Appliance
Hagerstown.....books 'n things (2 Locations)
Hampstead.....Clearview Carry-out
Kent Island.....Kent Island Pharmacy
Lexington Park.....Tri-County Glass
Rockville.....Peaches Records & Tapes*
Salisbury.....Alexander's House of Music
Sykesville.....Liberty Discount Appliance
Westminster.....Heagy's Sport Shop

PENNSYLVANIA

Chambersburg.....Lyons
Ephrata.....Heritage Travel
Gettysburg.....F&M Distributors
Hanover.....Newcomer's Cigar Store and Shultz Insurance Agency
Harrisburg.....Shenk and Tittle
Hershey.....Lawn's Inc.
Lancaster.....Shenk Bros. and Gimbels*
Lebanon.....Lawn's Inc.
Shippensburg.....Galen Gates and Son
Waynesboro.....Men's Shop
York.....Mailman's Dep't. Store and Montgomery Ward*

DELAWARE

Dover.....Simon's Dep't. Store
Georgetown....Central Ticket and Travel
Milford.....Milford Hobby Ctr.
Wilmington....Bag and Baggage and Sears Roebuck*

WASHINGTON, D.C. AREA

Capitol Ticket Center, 1801 K Street, N.W.
Montgomery Ward* Stores
Orpheus Discount Records* (2 locations)
Pentagon Ticket Service
Sears Roebuck* Stores
Ticketron*
1101 17th St., N.W.
Warner Theatre*

* Orioles tickets can be purchased at Ticketron offices at these locations or at any of 90 other Ticketron outlets in the Md.-Del.-Pa.-Va.-Wash. Area.
A service charge of 60¢ per ticket will be assessed at Ticketron facilities.

ORIOLES 1979 INDIVIDUAL BATTING

Season	AYALA					BELANGER					BUMBRY				
	Pct.	AB	H	HR	RBI	Pct.	AB	H	HR	RBI	Pct.	AB	H	HR	RBI
	.256	86	22	6	13	.167	198	33	0	9	.285	569	162	7	49
Balto.	.240	50	12	5	10	.189	122	23	0	7	.278	241	67	2	21
Away	.278	36	10	1	3	.132	76	10	0	2	.290	328	95	5	28
vs. Bos.	1.000	1	1	0	0	.231	26	6	0	5	.315	54	17	1	6
Cal.	1.000	1	1	0	0	.115	26	3	0	0	.238	42	10	0	2
Chi.	.000	10	0	0	2	.267	15	4	0	1	.243	37	9	0	5
Cle.	.286	7	2	0	0	.000	8	0	0	0	.250	40	10	1	3
Det.	.333	6	2	1	2	.100	10	1	0	0	.286	49	14	2	5
K.C.	.133	15	2	0	0	.167	18	3	0	1	.333	45	15	0	0
Mil.	.286	7	2	1	2	.182	22	4	0	1	.351	37	13	1	3
Min.	.444	9	4	1	1	.000	7	0	0	0	.262	42	11	0	3
N.Y.	.500	8	4	1	3	.167	18	3	0	0	.227	44	10	0	5
Oak.	.250	4	1	0	1	.267	15	4	0	0	.245	53	13	0	5
Sea.	.200	5	1	0	0	.286	14	4	0	1	.396	53	21	1	5
Tex.	.400	5	2	2	2	.143	7	1	0	0	.125	40	5	1	6
Tor.	.000	8	0	0	0	.000	12	0	0	0	.424	33	14	0	1
Pre-A.S.	.258	31	8	3	4	.133	113	15	0	4	.276	330	91	3	32
Post-A.S.	.255	55	14	3	9	.212	85	18	0	5	.297	239	71	4	17
Des. Hitter	.250	16	4	0	1	—	—	—	—	—	—	—	—	—	—
Pinch Hitter	.231	13	3	0	0	1.000	1	1	0	0	.375	8	3	0	3
Season	COREY					CROWLEY					DAUER				
	Pct.	AB	H	HR	RBI	Pct.	AB	H	HR	RBI	Pct.	AB	H	HR	RBI
	.154	13	2	0	0	.317	63	20	1	8	.257	479	123	9	61
Balto.	.000	6	0	0	0	.231	26	6	0	4	.250	220	55	3	10
Away	.286	7	2	0	0	.378	37	14	1	4	.263	259	68	8	31
vs. Bos.	—	—	—	—	—	.400	10	4	0	2	.184	38	7	0	5
Cal.	—	—	—	—	—	.000	5	0	0	0	.205	39	8	1	4
Chi.	—	—	—	—	—	.000	2	0	0	0	.238	42	10	1	6
Cle.	.333	6	2	0	0	.333	3	1	0	0	.308	26	8	1	4
Det.	.000	2	0	0	0	.500	6	3	1	2	.270	37	10	2	8
K.C.	—	—	—	—	—	.333	3	1	0	2	.279	43	12	1	6
Mil.	—	—	—	—	—	.500	4	2	0	0	.349	43	15	1	5
Min.	.000	2	0	0	0	.000	4	0	0	0	.167	30	5	0	2
N.Y.	—	—	—	—	—	.250	4	1	0	0	.167	30	5	0	1
Oak.	—	—	—	—	—	.250	4	1	0	0	.341	41	14	2	6
Sea.	—	—	—	—	—	.500	6	3	0	1	.303	33	10	0	5
Tex.	—	—	—	—	—	.333	9	3	0	1	.171	35	6	0	2
Tor.	.000	3	0	0	0	.333	3	1	0	0	.310	42	13	0	7
Pre-A.S.	—	—	—	—	—	.273	33	9	1	5	.249	281	70	6	40
Post-A.S.	.154	13	2	0	0	.367	30	11	0	3	.268	198	53	3	21
Des. Hitter	.000	2	0	0	0	.333	27	9	0	2	—	—	—	—	—
Pinch Hitter	.000	3	0	0	0	.282	39	11	1	6	—	—	—	—	—
Season	DECINES					DEMPSEY					GARCIA				
	Pct.	AB	H	HR	RBI	Pct.	AB	H	HR	RBI	Pct.	AB	H	HR	RBI
	.230	422	97	16	61	.239	368	88	6	41	.247	417	103	5	24
Balto.	.231	221	51	10	31	.191	173	33	1	19	.254	169	43	3	11
Away	.229	201	46	6	30	.282	195	55	5	22	.242	248	60	2	13
vs. Bos.	.138	29	4	0	3	.185	27	5	2	6	.400	25	10	1	2
Cal.	.241	29	7	1	4	.185	27	5	0	4	.308	26	8	0	0
Chi.	.195	41	8	1	5	.382	34	13	1	4	.231	26	6	0	1
Cle.	.150	40	6	0	1	.323	31	10	1	6	.262	42	11	0	2
Det.	.333	27	9	3	8	.167	30	5	0	1	.324	37	12	1	2
K.C.	.138	29	4	1	6	.241	29	7	0	2	.111	27	3	0	0
Mil.	.188	48	9	2	4	.235	34	8	1	4	.375	24	9	0	0
Min.	.275	40	11	2	6	.261	23	6	0	0	.154	39	6	0	3
N.Y.	.188	32	6	2	4	.310	29	9	0	3	.160	25	4	0	0
Oak.	.313	16	5	0	4	.200	35	7	0	4	.194	36	7	1	4
Sea.	.348	23	8	0	2	.226	31	7	0	3	.244	41	10	0	2
Tex.	.303	33	10	0	4	.143	14	2	0	0	.241	29	7	2	5
Tor.	.286	35	10	4	10	.167	24	4	1	4	.250	40	10	0	3
Pre-A.S.	.251	187	47	8	25	.257	210	54	4	23	.253	257	65	4	17
Post-A.S.	.213	235	50	8	36	.215	158	34	2	18	.238	160	38	1	7
Des. Hitter	—	—	—	—	—	—	—	—	—	—	—	—	—	—	—
Pinch Hitter	—	—	—	—	—	.000	2	0	0	0	.000	1	0	0	0
Season	KELLY					KRENCHICKI					LOWENSTEIN				
	Pct.	AB	H	HR	RBI	Pct.	AB	H	HR	RBI	Pct.	AB	H	HR	RBI
	.288	153	44	9	25	.190	21	4	0	0	.254	197	50	11	34
Balto.	.311	74	23	6	17	.200	10	2	0	0	.250	80	20	4	19
Away	.266	79	21	3	8	.182	11	2	0	0	.256	117	30	7	15
vs. Bos.	.333	9	3	1	5	—	—	—	—	—	.375	16	6	0	0
Cal.	.111	18	2	0	0	.000	1	0	0	0	.308	13	4	1	4
Chi.	.143	7	1	0	0	—	—	—	—	—	.200	5	1	1	2
Cle.	.400	15	6	2	4	.333	6	2	0	0	.077	13	1	0	1
Det.	.267	15	4	1	1	.000	7	0	0	0	.143	21	3	0	1
K.C.	.231	13	3	0	2	—	—	—	—	—	.143	7	1	0	0
Mil.	.375	8	3	1	3	—	—	—	—	—	.304	23	7	2	4
Min.	.308	13	4	0	0	.250	4	1	0	0	.375	8	3	1	1
N.Y.	.200	10	2	0	1	—	—	—	—	—	.200	10	2	1	4
Oak.	.333	6	2	1	4	—	—	—	—	—	.294	17	5	1	3
Sea.	.267	15	4	0	1	—	—	—	—	—	.286	28	8	3	13
Tex.	.286	14	4	0	1	—	—	—	—	—	.200	15	3	0	0
Tor.	.600	10	6	3	3	.333	3	1	0	0	.286	21	6	1	1
Pre-A.S.	.338	74	25	3	12	.167	12	2	0	0	.277	119	33	9	19
Post-A.S.	.241	79	19	6	13	.222	9	2	0	0	.218	78	17	2	15
Des. Hitter	.226	62	14	1	4	—	—	—	—	—	.143	7	1	0	0
Pinch Hitter	.478	23	11	3	12	—	—	—	—	—	.217	23	5	0	3

ORIOLES 1979 INDIVIDUAL BATTING (Cont.)

	MAY					MURRAY					ROENICKE				
	Pct.	AB	H	HR	RBI	Pct.	AB	H	HR	RBI	Pct.	AB	H	HR	RBI
Season	.254	456	116	19	69	.295	606	179	25	99	.261	376	98	25	64
Balto.	.239	234	56	8	37	.315	292	92	10	42	.262	191	50	9	28
Away	.270	222	60	11	32	.277	314	87	15	57	.259	185	48	16	36
vs. Bos.	.268	41	11	0	4	.275	51	14	2	6	.273	33	9	2	9
Cal.	.321	28	9	1	8	.409	44	18	2	8	.179	28	5	2	6
Chi.	.140	43	6	0	1	.186	43	8	3	6	.212	33	7	1	4
Cle.	.211	38	8	1	6	.292	48	14	2	5	.222	27	6	2	4
Det.	.268	41	11	1	9	.245	53	13	3	12	.120	25	3	0	1
K.C.	.311	45	14	2	6	.271	48	13	0	5	.310	29	9	7	12
Mil.	.319	47	15	4	9	.313	48	15	3	12	.389	18	7	0	1
Min.	.258	31	8	2	4	.370	46	17	3	10	.302	43	13	4	9
N.Y.	.250	36	9	1	4	.205	39	8	1	5	.500	12	6	0	1
Oak.	.308	26	8	3	4	.367	49	18	3	11	.349	43	15	5	12
Sea.	.214	14	3	1	6	.348	46	16	1	9	.100	20	2	1	1
Tex.	.115	26	3	0	2	.195	41	8	0	1	.333	30	10	1	2
Tor.	.275	40	11	3	6	.340	50	17	2	9	.171	35	6	0	2
Pre-A.S.	.281	249	70	13	47	.284	341	97	11	51	.269	219	59	15	38
Post-A.S.	.222	207	46	6	22	.309	265	82	14	48	.248	157	39	10	26
Des. Hitter	.253	442	112	18	68	.143	7	1	0	1	.000	2	0	0	0
Pinch Hitter	.429	7	3	0	1	—	—	—	—	—	.000	2	0	0	0

	SINGLETON					SKAGGS					SMITH				
	Pct.	AB	H	HR	RBI	Pct.	AB	H	HR	RBI	Pct.	AB	H	HR	RBI
Season	.295	570	168	35	111	.248	137	34	1	14	.249	189	47	6	33
Balto.	.299	274	82	13	53	.254	59	15	0	6	.268	77	16	2	10
Away	.291	296	86	22	58	.244	78	19	1	8	.277	112	31	4	23
vs. Bos.	.373	51	19	1	8	.308	13	4	0	2	.273	22	6	1	3
Cal.	.283	46	13	4	8	.364	11	4	0	1	.308	13	4	1	4
Chi.	.143	42	6	1	6	.250	4	1	0	1	.333	3	1	0	1
Cle.	.262	42	11	1	9	.545	11	6	1	4	.304	23	7	3	9
Det.	.304	46	14	2	5	.000	8	0	0	0	.176	17	3	1	1
K.C.	.325	40	13	4	10	.167	12	2	0	1	.231	13	3	0	0
Mil.	.320	50	16	4	13	.222	9	2	0	0	.200	10	2	0	2
Min.	.231	39	9	0	4	.167	12	2	0	1	.400	10	4	0	2
N.Y.	.293	41	12	2	6	.286	7	2	0	1	.222	9	2	0	1
Oak.	.326	46	15	3	8	.000	5	0	0	0	.222	18	4	0	0
Sea.	.317	41	13	7	20	.091	11	1	0	0	.269	26	7	0	6
Tex.	.300	40	12	3	6	.278	18	5	0	2	.067	15	1	0	0
Tor.	.326	46	15	3	8	.313	16	5	0	1	.300	10	3	0	4
Pre-A.S.	.295	322	95	21	63	.230	74	17	0	6	.213	127	27	4	19
Post-A.S.	.294	248	73	14	48	.270	63	17	1	8	.323	62	20	2	14
Des. Hitter	.228	57	13	3	9	—	—	—	—	—	—	—	—	—	—
Pinch Hitter	—	—	—	—	—	—	—	—	—	—	.000	3	0	0	0

ORIOLES 1979 BATTING

	CLUB TOTALS									
	G	Pct.	AB	R	H	HR	RBI	717	346	371
Season	159	.261	5371	757	1401	181	717	346	371	371
Balto.	79	.256	2542	369	652	74	346	371	371	371
Away	80	.265	2829	388	749	107	371	371	371	371
vs. Bos.	13	.281	448	72	126	11	66	66	66	66
Cal.	12	.255	400	56	102	13	53	53	53	53
Chi.	11	.210	390	50	82	9	45	45	45	45
Cle.	13	.259	429	61	111	15	59	59	59	59
Det.	13	.242	446	61	108	18	58	58	58	58
K.C.	12	.251	418	55	105	15	53	53	53	53
Mil.	13	.299	448	66	134	20	64	64	64	64
Min.	12	.258	403	48	104	13	46	46	46	46
N.Y.	11	.239	355	40	85	8	39	39	39	39
Oak.	12	.287	415	68	119	19	66	66	66	66
Sea.	12	.292	408	80	119	14	75	75	75	75
Tex.	12	.221	371	36	82	9	34	34	34	34
Tor.	13	.282	440	64	124	17	59	59	59	59
Pre-A.S.	90	.263	3020	427	795	105	406	406	406	406
Post-A.S.	69	.258	2351	330	606	76	311	311	311	311
Des. Hitter	—	.247	623	84	154	22	85	85	85	85
Pinch Hitter	—	.291	127	13	37	4	25	25	25	25

ORIOLES LIFETIME INDIVIDUAL BATTING

	BELANGER					BUMBRY					CROWLEY				
	Pct.	AB	H	HR	RBI	Pct.	AB	H	HR	RBI	Pct.	AB	H	HR	RBI
Career	.229	5327	1220	19	353	.283	2637	747	32	217	.246	812	200	21	102
Balto.	.229	2553	585	8	176	.271	1285	348	14	92	.250	384	96	9	54
Away	.229	2774	635	11	177	.295	1352	399	18	125	.243	428	104	12	48
vs. Bos.	.260	584	152	3	42	.278	295	82	3	22	.290	124	36	3	11
Cal.	.207	444	92	1	29	.277	184	51	0	11	.240	50	12	0	3
Chi.	.255	420	107	0	26	.279	172	48	4	20	.361	36	13	1	7
Cle.	.231	553	128	1	37	.292	274	80	4	25	.250	104	26	5	21
Det.	.226	592	134	3	39	.293	239	70	4	27	.253	87	22	3	9
K.C.	.218	348	76	2	23	.280	236	66	2	11	.190	58	11	1	9
Mil.	.205	439	90	1	34	.295	258	76	3	19	.293	92	27	3	12
Min.	.244	431	105	0	23	.264	220	58	1	14	.227	66	15	2	10
N.Y.	.249	583	145	4	35	.259	263	68	5	26	.091	55	5	1	7
Oak.	.172	319	55	2	18	.273	172	47	4	15	.228	57	13	2	7
Sea.	.222	72	16	0	4	.347	72	25	1	6	.250	12	3	0	1
Tex.	.231	477	110	2	41	.268	179	48	1	18	.250	60	15	0	4
Tor.	.154	65	10	0	2	.384	73	28	0	3	.182	11	2	0	1

ORIOLES LIFETIME INDIVIDUAL BATTING (Cont.)

Career	DAUER					DECINCES					DEMPSEY*				
	Pct.	AB	H	HR	RBI	Pct.	AB	H	HR	RBI	Pct.	AB	H	HR	RBI
Balto.	.252	619	156	6	72	.255	1038	265	43	144	.244	630	141	6	50
Away	.251	662	166	14	63	.249	1043	260	35	134	.246	996	245	12	92
vs. Bos.	.224	125	28	2	14	.191	178	34	6	20	.186	140	26	5	12
Cal.	.233	90	21	2	10	.157	127	20	3	7	.184	103	19	0	9
Chi.	.340	97	33	1	15	.232	142	33	4	26	.324	145	47	1	16
Cle.	.216	111	24	2	9	.261	211	55	7	31	.227	150	34	2	16
Det.	.256	125	32	2	10	.275	193	53	12	38	.216	139	30	1	9
K.C.	.237	93	22	1	10	.186	140	26	2	12	.206	107	22	1	11
Mil.	.273	121	33	1	15	.300	227	68	6	21	.213	207	44	2	12
Min.	.236	72	17	1	5	.313	160	50	8	25	.311	119	37	1	14
N.Y.	.132	76	10	0	3	.248	218	54	9	25	.250	120	30	1	7
Oak.	.325	77	25	3	10	.259	116	30	4	13	.219	114	25	2	9
Sea.	.314	70	22	0	10	.314	86	27	3	11	.274	73	20	0	6
Tex.	.216	88	19	1	4	.267	161	43	5	27	.267	75	20	0	5
Tor.	.265	136	36	4	20	.262	122	32	9	22	.247	81	20	2	15
*Dempsey career record incl. following vs. O's: Pct.—.226, AB—53, H—12, HR—0, RBI—1.															
Career	GARCIA					KELLY*					LOWENSTEIN**				
	Pct.	AB	H	HR	RBI	Pct.	AB	H	HR	RBI	Pct.	AB	H	HR	RBI
Balto.	.226	297	67	3	18	.275	459	126	21	73	.232	164	38	8	30
Away	.258	469	121	5	33	.264	3604	953	51	303	.240	1999	479	51	208
vs. Bos.	.311	61	19	2	7	.279	312	87	9	36	.257	257	66	6	17
Cal.	.250	36	9	0	2	.225	369	83	7	33	.289	156	45	4	20
Chi.	.190	42	8	0	1	.262	126	33	3	14	.221	113	25	4	12
Cle.	.266	64	17	0	2	.260	323	84	7	33	.091	22	2	1	3
Det.	.354	82	29	1	4	.257	319	82	5	24	.250	216	54	4	19
K.C.	.119	42	5	0	0	.321	268	86	0	18	.259	147	38	2	11
Mil.	.239	67	16	0	4	.314	407	128	13	56	.298	302	90	10	48
Min.	.203	59	12	0	3	.235	404	95	3	32	.227	172	39	5	22
N.Y.	.263	57	15	1	4	.241	349	84	5	29	.203	202	41	7	24
Oak.	.211	76	16	2	11	.264	398	105	3	32	.210	148	31	4	19
Sea.	.277	47	13	0	2	.266	64	17	4	12	.214	42	9	3	13
Tex.	.188	48	9	2	5	.260	443	15	6	35	.190	174	33	4	15
Tor.	.235	85	20	0	6	.348	69	24	5	9	.172	58	10	1	1
*Kelly career record incl. following vs. O's: Pct.—.264, AB—212, H—56, HR—2, RBI—13															
**Lowenstein career record includes the following vs. O's: Pct.—.221, AB—154, H—34, HR—4, RBI—14.															
Career	L. MAY					MURRAY					ROENICKE				
	Pct.	AB	H	HR	RBI	Pct.	AB	H	HR	RBI	Pct.	AB	H	HR	RBI
Balto.	.255	2707	690	116	456	.288	1827	526	79	282	.260	434	113	28	79
Away	.233	1348	341	50	215	.296	891	264	34	132	.264	220	58	10	33
	.257	1359	349	66	241	.280	936	262	45	150	.257	214	55	18	46
vs. Bos.	.232	254	59	9	44	.299	164	49	11	30	.270	37	10	2	9
Cal.	.236	178	42	3	25	.333	126	42	7	19	.179	28	5	2	6
Chi.	.216	199	43	8	32	.241	116	28	6	18	.200	35	7	1	5
Cle.	.242	269	65	8	41	.335	158	53	7	23	.289	38	11	4	10
Det.	.236	258	61	11	49	.220	168	37	7	27	.097	31	3	0	1
K.C.	.273	205	56	10	38	.254	130	33	1	11	.231	39	9	7	13
Mil.	.280	289	81	13	47	.290	162	47	9	35	.433	30	13	1	3
Min.	.298	191	57	16	44	.320	122	39	3	17	.298	47	14	4	10
N.Y.	.253	269	68	5	32	.245	151	37	6	24	.368	19	7	0	3
Oak.	.284	183	52	11	35	.333	129	43	8	24	.349	43	15	5	12
Sea.	.272	32	25	4	14	.331	117	34	7	23	.100	20	2	1	1
Tex.	.244	180	44	7	27	.332	125	29	2	8	.323	31	10	1	2
Tor.	.264	140	37	11	28	.346	159	55	5	23	.194	36	7	0	4
Career	SAKATA* (with Milwaukee)					SINGLETON					SKAGGS				
	Pct.	AB	H	HR	RBI	Pct.	AB	H	HR	RBI	Pct.	AB	H	HR	RBI
Balto.	.191	246	47	2	16	.299	2738	818	107	416	.248	439	109	2	40
Away	.188	16	3	1	2	.288	1294	373	49	187	.245	204	50	0	16
	.191	230	44	1	14	.308	1444	445	58	229	.251	235	59	2	24
vs. Bos.	.172	29	5	0	1	.301	272	82	4	34	.265	34	9	1	3
Cal.	.286	7	2	0	0	.279	190	53	8	24	.258	31	8	0	3
Chi.	.000	31	0	0	0	.242	186	45	5	25	.240	25	6	0	4
Cle.	.250	24	6	1	3	.310	261	81	8	40	.283	53	15	1	5
Det.	.158	19	3	0	3	.286	255	73	13	39	.270	37	10	0	7
K.C.	.154	26	4	0	0	.337	190	64	6	23	.242	38	8	0	3
Mil.	—	—	—	—	—	.297	286	85	9	40	.115	26	3	0	0
Min.	.455	11	5	0	1	.301	183	55	11	35	.250	36	9	0	4
N.Y.	.217	23	5	0	0	.304	263	80	11	40	.240	25	6	0	2
Oak.	.000	1	0	0	0	.296	196	58	9	32	.231	26	6	0	2
Sea.	.000	6	0	0	0	.317	101	32	11	32	.259	27	7	0	0
Tex.	.188	16	3	0	2	.310	210	65	7	28	.217	46	10	0	5
Tor.	.296	27	8	0	2	.310	145	45	5	24	.300	40	12	0	5
*Sakata career record incl. following vs. O's: Pct.—.231, AB—26, H—6, HR—1, RBI—4															
Career	SMITH*					SMITH*									
	Pct.	AB	H	HR	RBI	Pct.	AB	H	HR	RBI					
Balto.	.233	957	223	16	106	.246	382	94	4	32					
Away	.224	575	129	12	74										
vs. Bos.	.213	94	20	1	10	Min.	.207	58	12	0	8				
Cal.	.183	60	11	2	8	N.Y.	.337	83	28	1	10				
Chi.	.313	32	10	0	3	Oak.	.167	84	14	0	2				
Cle.	.307	101	31	5	21	Sea.	.213	75	16	1	10				
Det.	.235	85	20	1	6	Tex.	.266	64	17	1	3				
K.C.	.231	65	15	1	5	Tor.	.176	51	9	2	10				

A SUMMARY OF THE 1979 SEASON

The "beer wasn't cold" in Baltimore on April 18, but the Orioles were. They had won their opener 12 days earlier over the White Sox, at home, to present Earl Weaver with his 1,000th big league victory, but soon after that the Birds overdosed on a diet of Guidry, John, Gossage, Caldwell, and Sorensen.

In keeping with a recent and dubious tradition, the O's quickly found themselves looking up at the rest of the division in the early going with a 3-8 record, similar to the 1-5 and 0-5 starts of the previous two years.

The incredible 1979 Baltimore Orioles story started the next day—April 19—in Yankee Stadium. That afternoon Jim Palmer, the longtime ace of the Baltimore staff whose role in his team's success this year was to be uncommonly limited, went the route to beat New York, 6-3.

That was the start of something big... big numbers like nine straight wins, 15-1 26-6 thru the 26th of May, and 51-16 thru July 1.

It was during this prolonged hot spell, along about May Day, that the Birds began flirting with first place. And, after May 18, it became a serious affair, because starting that date with the exception of one day, June 5, the Orioles were to occupy the top spot in the A.L. East for the rest of the season.

It was the month of June that made believers of Baltimore fans and generated an interest in baseball heretofore unknown in the Monumental City. The Birds' 23-6 record was the best ever recorded in a single month in the club's 26-year history and what made it more exciting was that 11 of those victories came in the 8th inning or later.

But inevitably there were some slumps here and there, and it was obvious around the all-star break that the Orioles validity was still very much in doubt among American League opponents—except perhaps the Red Sox who had experienced the frustration of playing well, but gaining precious little ground. That frustration worked two ways... In one nine-day stretch during June the O's won seven of eight games, but at the end of each day they were exactly one game ahead of Boston.

Right after the mid-summer intermission, the Orioles split a doubleheader and the lead which had earlier been as big as 5½ games had dwindled alarmingly to 1½.

It was on that post-all-star homestand that the Orioles' third "super streak" of the year began... They went 14-2 thru August 4, experienced another mini-slump, then steadily and persistently kept building the numbers. In mid-August some totally unexpected help developed—a serious Boston slump in which the Red Sox lost 16 of 21 games (thru September 8) and dropped into third place behind the Brewers... In the meantime, the O's soared 45 games over .500 on September 6, and on September 8, with a record of 94-46, were only one game behind the awesome pace of the '69 O's who went on to win 109 games.

And, now suddenly, the race in the A.L. east which many had predicted early would go down to the wire with any one of four clubs a possible winner, was, for all intents and purposes... history. The official end came on Saturday, September 22, when it was learned just minutes before taking the field for the first of a twilight-night doubleheader at home against Cleveland that the Twins had defeated the Brewers. The magic number was reduced to zero.

What was it about the Orioles that made them the surprise club in the tough American League East. From the start, the club figured to have the best starting pitching in the league with Jim Palmer, Mike Flanagan, Dennis Martinez, Scott McGregor, and newcomer Steve Stone. But, Palmer was out for a long stretch with a sore elbow and went two months at one point between victories, and McGregor made only six appearances in the first two months of the year with a similar malady.

Yet, even with those problems, the starters were generally effective, and when they weren't the best bullpen in Orioles' history was. Don Stanhouse, just as in '78, was the premier short man, and, in addition to a maturing lefthander, Tippy Martinez, Earl Weaver could also call on two young hard-throwing righthanders named Sammy Stewart and Tim Stoddard. Then when Tim Stoddard tore an arm muscle in late June, Dave Ford came up from Rochester and filled the void effectively.

The Orioles, never known as a high average club, didn't hit with notable consistency. They ranked 11th in batting, but in home run power they were right up there, just behind Boston and Milwaukee, as both Ken Singleton and Gary Roenicke set career highs in long balls and joined Lee May and Eddie Murray as the principal long ball threats.

40

A SUMMARY OF THE 1979 SEASON (Cont.)

One of the most significant improvements in 1979 was in outfield defense which had been an Orioles' Achilles heel the year before. Singleton regained the good arm that he had lost temporarily in '78 as the result of an arm operation. Al Bumbry, who missed most of '78 with a broken ankle, was back to play center, and he did it with a flare, and the addition of both Roenicke and Lowenstein gave the Orioles, probably, their best left fielding ever.

This was a year when everybody contributed. Murray in addition to his timely bat turned in a gold glove season at first base. Rich Dauer was a rock on defense at second and ranked among the league leaders in game-winning rbi; Mark Belanger was his usual impeccable self at short and when he didn't hit, Kiko Garcia came on and did a creditable job. Doug DeCinces hurt his back early in the year, missed 33 games, and never came close to matching his '78 performance; yet, he too helped, and it was his game-winning sudden death two-run homer in the ninth inning of a game against Detroit on June 22 that gave the O's perhaps their best remembered, most dramatic win of the season... Behind the plate, Rick Dempsey more than maintained his reputation as the best throwing catcher in Orioles' history.

Then there was what Earl Weaver liked to refer to as his "deep depth"... It comprised two of the best pinch-hitters in captivity in Terry Crowley and Pat Kelly; the aforementioned Lowenstein who, before his August injury, was the Orioles' most versatile player and one of its most valuable; infielder Billy Smith, backup catcher Dave Skaggs, and outfielder-pinch hitter Benny Ayala.

The 1979 Orioles, who did more than their share in extending Baltimore's record as the winningest team in baseball over the last 23 years, were perhaps best summed up by Steve Stone, acquired thru the re-entry draft the previous winter, when he said, in this age of the individual and the prima donna, "This is a WE team, not an I team."

But, there was also another important factor in the Orioles' fantastic 1979 success. It was people; people who came to the ballpark in larger numbers than ever before, and who made such noise, you wouldn't believe it. The Birds were 55-24 at home and that was no mere coincidence. On September 26, as the final home game of the season neared completion, the Orioles began leading cheers; then, when the game ended, they poured out of the dugout en masse and collectively cheered the fans. It was a fitting gesture and a very, very emotional experience... (reference: Front Cover).

Afterward, Ken Singleton, the Orioles' "mvp" described that memorable moment eloquently, "We owed that to them and much, much more. And, we realized that all of those people there tonight might not be at the playoff games."

"So, we were saying thank you from us. And they were saying they'll be pulling for us whether they're in the park or not. It was a wonderful night to be a part of." The same could be said for the entire season.

FINAL 1979 MAJOR LEAGUE STANDINGS

AMERICAN LEAGUE

Eastern Division

	Won	Lost	Pct.	GB
Baltimore	102	57	.642	...
Milwaukee	95	66	.590	8
Boston	91	69	.569	11½
New York	89	71	.556	13½
Detroit	85	76	.528	18
Cleveland	81	80	.503	22
Toronto	53	109	.327	50½

Western Division

	Won	Lost	Pct.	GB
California	88	74	.543	...
Kansas City	85	74	.525	3
Texas	83	79	.512	5
Minnesota	82	80	.506	6
Chicago	73	87	.456	14
Seattle	67	95	.414	21
Oakland	54	108	.333	34

NATIONAL LEAGUE

Eastern Division

	Won	Lost	Pct.	GB
Pittsburgh	98	64	.605	...
Montreal	95	65	.594	2
St. Louis	86	76	.531	12
Philadelphia	84	78	.519	14
Chicago	80	82	.494	18
New York	63	99	.389	35

Western Division

	Won	Lost	Pct.	GB
Cincinnati	90	71	.559	...
Houston	89	73	.549	1½
Los Angeles	79	83	.488	11½
San Francisco	71	91	.438	19½
San Diego	68	93	.422	22
Atlanta	66	94	.413	23½

41

A REVIEW OF THE ORIOLES 1979 SEASON

ARTIFICIAL TURF: 1979 was such a good year that the O's even had an excellent record on the artificial turf at K.C., Sea. and Tor. (12-6). . . . The Birds were 6-12 in those ballparks in 1978 and 9-9 in 1977.

BATTING/HOME RUNS: Batting consistency has not been an Orioles strength over the years and 1979 was no exception. The club hit .261 to rank 11th among the 14 clubs, yet it was one of only five times in 26 seasons that the O's had exceeded .260. The Birds were last in triples (24), tied for last with Boston in sacrifices (42), second in walks (608) to Cleveland (657), and first in strikeouts (847).

The O's home run production (181), however, set a club record (surpassing the 1970 total of 179) and ranked third in the American League behind Boston (194) and Milwaukee (185). Baltimore also set a club (regular season) standard in grand slams (8) besting the old mark of seven by the 1960 O's. Two other clubs, the Angels and Indians, also had eight to share the lead in a season that produced 50 league-wide slams, an A.L. record. Individually: Lee May (2); Doug DeCinces, Rick Dempsey, Pat Kelly, John Lowenstein, Eddie Murray and Billy Smith (1 each).

CLINCHING: The O's clinched the eastern title on Saturday, September 22, just moments before taking the field for a two-night doubleheader against Cleveland at Baltimore, when Minnesota eliminated Milwaukee in an afternoon game. At the time the O's were 99-52.

CLOSE GAMES/LATE INNING WINS: The Orioles not only played more close games (i.e., those decided by one and two runs) than anybody else (86, or 54% of the 159 game schedule), they also won the most (52) and had the best won-lost percentage (.605, 52-34). In addition the O's led the league in won-lost percentage for one-run games only (.615, 32-20).

Baltimore compiled a record of 36-23 in games decided in the seventh inning or later (they won 11 of those in the month of June alone), and came from behind to win 47 times. They won nine games in "sudden death" (scoring the winning run at home in the bottom of the ninth or later) and were 11-5 in extra-innings.

CONTENDERS: In games among the top four contenders in the A.L. East the O's had the best record (21-16), followed by New York (19-20) then Milwaukee and Boston (both 18-20).

DAYS IN EACH POSITION: 1st (162), 2nd (11), 3rd (4), 4th (4), 5th (3), 6th (4) and 7th (1, Apr. 18, 3-8). The O's, except for the first three days of the season, moved into first place for the first time on May 1. They jumped in and out over the next two and one-half weeks, but from May 18 to the end of the season, a period of just over 19 weeks, they remained on top for all but one day (June 5). Putting it another way, the O's, beginning June 6, retained sole possession of first place for the final 17 weeks of the season.

The Birds were as far as 4½ games out of first on April 18, and led by as much as 12 games three different times (Sep. 9, 10 and 14).

DOUBLEHEADERS: In 11 doubleheaders, the O's were 7-1 with three splits for an overall record of 17-5, best in the league. The only twin bill lost by the Birds was in Detroit on May 27. It put an end to the O's first long winning spell (26-6).

FIELDING: The O's finished fourth in fielding (.980, 125 errors in 6,192 chances), but were only one percentage point behind the Yankees who led with .981. It was the first time the O's had finished lower than second since 1967, 12 years ago.

Individuals: Mark Balanger fashioned a superb .990 percentage (3 errors in 308 chances), but failed to qualify for league leadership because he did not play in two-thirds of his club's games (he needed 106 and played in only 98 defensively). As a result, Rick Burleson was the official leader at .980.

Rick Dempsey led the league's catchers in assists (81) and fielded .990 (7 errors in 703 total chances). . . . For the second year in a row Dennis Martinez led the A.L. in chances (90) while Jim Palmer won his fourth straight Gold Glove as the top fielding pitcher in the league.

Defense against Stolen Base: Overall the O's threw out nearly 40% of the runners attempting to steal against them (.397), third highest success percentage in the league behind Minnesota (48%) and Kansas City (44%). . . . Individually Rick Dempsey nailed 41 of 89 would-be stealers (46%) against the league average of under 36%.

HOME AND AWAY: The O's were 55-24 (.696) at home and 47-33 (.588) on the road, both league leading records. At one point the O's were 38-11 (.776) at home (July 26), and they had the distinction of not losing a series at home over a period of nearly four months—After losing two of three games to the Yankees on Apr. 10-11-12, they won or tied every home series until K.C. also captured two of three in Baltimore August 7-8-9.

INJURIES: Doug DeCinces missed 33 games from Apr. 27 thru June 4 with a muscle tear in back. . . . Jim Palmer struggled with tendinitis in his right elbow thru much of the season. . . . He did not pitch for nearly three weeks in June (from June 4 thru June 22), then went six weeks between stints on July 1 and August 13. . . .

Mark Belanger broke his right middle finger fielding a ground ball June 10 and did not play again until July 13 after missing 29 games. . . . Tim Stoddard tore a muscle under his right armpit on June 23 and over the next 11 weeks (until Sep. 8) pitched exactly ⅓ of an inning (one appearance). That was on July 21 when he aggravated the injury while pitching to only three batters.

Scott McGregor missed a month between Apr. 28 and May 27 with tendinitis in his left arm, and worked in only three games during the first seven weeks of the season (thru May 26). . . . Lee May strained a muscle in his right calf on July 2 and played only once in the next 17 days before returning to action July 19. Two days later he aggravated the injury and was out for five more days. . . . In July he appeared in only 12 of the O's 28 games.

Al Bumbry was out for five days between June 26 and July 1 with a strained left knee. . . . Gary Roenicke was hit in the face by a pitched ball from Chicago's Lerrin LaGrow on Apr. 7th (second day of season) and the wound required 25 stitches to close. He returned to action on Apr. 15.

MONTH-BY-MONTH: April: 14-9 (.609), May: 16-9 (.640), June: 23-6 (.793), July: 18-10 (.643), August: 16-11 (.593), September: 15-12 (.556). . . . It was the fourth time in 26 years the O's have been over .500 during every month of the season. The others: 1969, 1970 and 1971.

The Birds 23-6 record in June was the best ever (by percentage), surpassing the previous high of 22-6 (.786) in September 1974. . . . The O's record for most wins in a month is 25 (lost 8) set in June 1966.

PITCHING: The O's led the league in era (3.26), more than half a run a game better than the second place Yankees and more than one full run a game ahead of the other 13 clubs combined (4.29). No pitcher on the staff had an era as high as 4.00.

The Orioles staff yielded fewest hits (1279) in the A.L. while holding the opposition to a .241 average (lowest in league). . . . The Birds tied Milwaukee for most shutouts (12) and were second to Bamby's Brewers in complete games, 52 to 61.

Though this was the first time since '75 that the O's had topped the A.L. in era, it was the seventh year they had done so in the last 11 ('69, '70, '71, '72, '73, '75, '79) and the tenth time in 26 seasons (also '61, '62, '65). . . . The Orioles have finished second on five occasions.

Individuals: Mike Flanagan who earned the Orioles fifth Cy Young Award trophy in 11 years paced the majors in wins (23) and finished in the league's top five in seven other categories. He tied for the shutout leadership (5) with Nolan Ryan and Dennis Leonard.

Dennis Martinez despite dropping eight of his last nine decisions led the A.L. in starts (39) and complete games (18) as well as innings (292). . . . (Dennis also led pitchers in fielding chances and assists. . . . see above under "Fielding").

Scott McGregor walked only 23 in 175 innings, an average of 1.18 per nine innings, the best control record in the league. . . . Don Stanhouse with 21 saves ranked fourth in that category.

Starters/Relievers: Orioles starters were 76-44 (.633) with a 3.43 era (1090.1 ip, 415 er) while relievers were 26-13 (.667) with 30 saves, and an era of 2.80 (344 ip, 107 er). . . . The O's two top short men, Stanhouse and Tippy Martinez, combined to produce a record of 17-10 with 24 saves and an era of 2.87.

STREAKS, WINNING AND LOSING: The O's had two nine game winning streaks (Apr. 19 thru 27, and June 13 thru 23). . . . Each was a part of a 15-1 stretch (Apr. 19 thru May 6, and June 6 thru 23). There was also a 15-2 streak (July 19 thru Aug. 4).

Over longer periods the O's put together a 26-6 (Apr. 19 thru May 26), a 22-3 (June 6 thru July 1), a 20-5 (July 8 thru Aug. 4) plus a mini-skein of 14-3 (Aug. 23 thru Sep. 9).

The longest losing streaks were: 6 (Apr. 12 thru 18), 5 (July 2 thru 7), 4 (Aug. 5 thru 8) and two 3's. . . .

ORIOLES vs. OPPONENTS

BOSTON (8-5, 239-245). . . The Red Sox remain the only A.L. club with a lifetime winning record against Baltimore. . . The Birds hold an edge over each of the 12 other opponents.

Pennant Race: From April 20 thru August 26, the Sox were either in first or second place. They were the only club to dislodge the O's from the top spot from May 18 on. That was for one day (June 5) when they (31-20) were "percentage points" ahead of the Birds (32-21). . . The Sox dropped to third behind Milwaukee on Aug. 26, regained second the following day, then slipped permanently to third place on Aug. 28. They were only four games behind Baltimore as late as Aug. 19, but by Sep. 17 had dipped to 15 games back before finishing 11½ off the pace.

On each of nine straight days from June 6 thru 13, the Sox were second, exactly one game behind the O's.

Season Series: The Birds out-hit (.281 to .277), out-scored (72 to 53), out-homered (11 to 8), and out-pitched (3.95 to 5.23) the Red Sox.

This was only the third time the O's defeated the Sox in a season series during the decade of the 70s, a ten-year period in which the O's compiled the second best record in baseball (behind Cincinnati). . . The O's won in '70, '74, and '79, lost five, and tied two. . . Overall, the O's were 83-85 from '70 thru '79 vs. Boston.

In '79, the O's lost three of the first four games then won seven of the last nine.

September Series: The O's won five of the seven games in September while out-scoring the Sox, 43-26. . . The Birds held the Carmines to three or fewer runs in five of those seven games, and, on consecutive Sundays (9/9 and 9/16) blasted the Sox 16-4 and 13-3. Baltimore scored nine runs in the first inning of the 13-3 victory, while the Sep. 9 run total (16) was the largest of the year for the O's.

Carmines: Though they led the A.L. with a whopping 194 home runs, the Sox hit only eight homers in 13 games vs. Baltimore. . . On Sep. 14, **Bob Watson** became the first Boston player to hit for the cycle since Yaz did it in '65.

Jim Rice hit .360 (18-for-50) vs. the O's with 12 rbi and three homers in 13 games. Lifetime he is batting .336 (103-for-307) against the Birds with 19 homers and 61 rbi. . . In the last three years, Rice has driven in 39 runs in 42 games against Baltimore.

Carl Yastrzemski hit .293 (12-for-41) in 12 games and now sports a .300 career average (341-for-1135) vs. Baltimore. . . He's hit 31 of his 404 career homers off O's pitching.

Fred Lynn was held to a .269 average (14-for-52) with 12 rbi in 13 games, but lifetime he is batting .304 (86-for-283).

Dennis Eckersley was 1-1 in the season series and is 5-6 lifetime. When he beat the O's, 3-2, in 10 innings on May 15, it was his first win against them in nearly three years. Eckersley won his first four lifetime decisions (three as a rookie in '75 and one on May 24, '76—all with Cleveland), but since then he's lost six of seven decisions to the Birds. . . He is 1-2 against them in two years with the Sox.

Mike Torrez was 0-2 (10.24 era, 9.2 ip, 11 er). . . Since the O's traded Mike to the A's in the spring of '76, he is 5-6 vs. Baltimore for Oak., N.Y., & Bos.

Despite a 6.43 era (14 ip, 10 er) in three starts, **Steve Renko** was 2-0 vs. the O's. **Bob Stanley** was 2-2. . . **Dick Drago** (0-0) recorded three saves in six games and yielded only one run in 11 innings. . . **Rookie John Tudor** started in Baltimore on Sep. 16, but worked only 1/3 inning while giving up six hits and six runs in what turned out to be a nine-run inning.

Orioles: **Kiko Garcia** was the O's top hitter at .400 (10-for-25). . . **John Lowenstein** hit .375 (6-for-16), **Ken Singleton** .373 (19-for-51). . . **Al Bumbry** batted .315 (17-for-54) with eight extra base hits including seven doubles and one home run. . . **Gary Roenicke** drove in nine runs in 10 games vs. the Carmines, and **Rick Dempsey** hit two of his six home runs against them.

Jim Palmer became a 20-game winner (20-15) lifetime vs. Boston when he beat the Sox on Sep. 16. . . It was his only decision in three starts. . . **Mike Flanagan** was 1-1 in two starts while yielding 14 hits and nine runs (all earned) in nine innings. . . See **Dennis Martinez's** biography for details of lifetime record against Red Sox.

CALIFORNIA (9-3, 148-124). . . The O's were 12-4 against the Angels including ALCS. . . Despite a 4-2 record in Anaheim (reg. sea.), the O's are still one game under .500 there lifetime (46-47).

Angels in Baltimore: Two of the Angels historic firsts took

Stadium on April 11, 1961 (Eli Grba beat Milt Pappas opening day, 7-2) and so was their first post-season game ever (ALCS #1, Oct. 3, 1979, won by O's, 6-3, in 10 inn.).

Speaking of Baltimore, five of the 25 Angels who were eligible for post-season play were former Orioles: **Don Baylor**, **Bobby Grich**, **Larry Harlow**, **John Montague**, and **Merv Rettenmund**. . . (Montague never pitched in a regular season game for the O's but grew up in their farm system).

O's on the Coast: Like so many other clubs, the O's have often found winning difficult on the west coast, but not so the past two years during which the Birds have gone 25-9 (.735) at Cal., Oak., & Sea. (12-4 in '78, 13-5 in '79).

Overall against those three Pacific Coast clubs the Birds are 51-16 (.761) in two seasons (24-7 in '78 and 27-9 in '79).

Season Series: The O's won the season series against the Angels for the first time since '76. . . The Birds held the Angels, who led the league in runs (866), averaging 5.35 runs per game, to an average of 2.75 r/g in the 12 regular season contests. Baltimore also out-hit them, (.255 to .215), out-homered them (11-8), out scored them (56-33), and out-pitched them (2.42 to 4.54).

Baltimore won the first five games (first two series), but the Angels beat the O's on both July 6 and 7 at Anaheim to give Baltimore its second longest losing streak of the year (5, following three straight losses in Texas). . . **Scott McGregor** defeated California on July 8 to snap the skid.

Angels: The two leading regulars were **Jim Anderson** (.318, 7-for-22) and **Willie Mays Aikens** (.300, 9-for-30), both no longer with the Angels.

Rod Carew, who missed 7½ weeks with a broken thumb before returning to action in Baltimore on July 21, batted only .190 against the Birds (4-for-21), but still has a .313 lifetime mark against them (161-for-514). . . His A.L. career average is .333 (2215-for-6644).

Baylor hit only .196 (9-for-46) with three homers and seven rbi in regular season and only .186 (3-for-16) in the ALCS. . . **Bob Grich** hit .235 (8-for-34). . . **Dan Ford**, who hit home runs in games one and two of the ALCS, did not find the range in 12 regular season games and had only two rbi while batting .255 (12-for-47).

Harlow who went to California on June 5 in the deal for Floyd Rayford, went 2-for-6 against the Birds and then accounted for the Angels only ALCS win with his one out ninth-inning double in game three.

Don Aase, who was 0-3 in four starts vs. the O's, was the Angels' winning pitcher in that third ALCS game. . . **Jim Barr**, **Dave Frost**, and **Dave LaRoche** accounted for Cal's three regular season victories.

Nolan Ryan was 0-1 and goes to the N.L. with a 5-13 lifetime record vs. Baltimore, along with a 3.86 era (147.2 ip, 63 er) and 166 strikeouts. . . **Frank Tanana** was also 0-1 vs. the O's but has a 10-4 career mark against them.

Montague worked in five games against Baltimore for Seattle and was 0-0 in regular season, then pitched in two games for the ALCS (0-1). . . His aggregate was 16.1 innings, 24 hits, and 20 runs (earned) and five homers for the seven games.

Orioles: **Eddie Murray** was the Orioles most productive hitter. . . He had a .409 average in regular season (18-for-44) with two homers and eight rbi, then batted .417 (5-for-12) in the ALCS with one home run and five rbi. . . Lifetime (reg. sea. only) he is .333 (42-for-126) vs. California.

Kiko Garcia batted .308 (8-for-26), and **Lee May** batted .321 (9-for-28) with eight rbi in eight games. . . **Ken Singleton** led the O's with four home runs.

McGregor had a dream year against the Angels. . . He was 2-0 in two starts with an 0.54 era (1 er, 16.2 ip), then went out and won the A.L. title for the O's with his six-hit shutout in game four of the ALCS. . . Overall, he was 3-0 and gave up only one earned run plus 15 hits in 25.2 innings (0.35 era).

Jim Palmer (21-8 lifetime) was 2-0 against Cal in two starts (2 er, 14.1 ip, 1.26 era) then pitched nine innings in the opening game of the ALCS, but left with the score tied at three. . . The Angels are one of five clubs Palmer has defeated 20 or more times.

CHICAGO (8-3, 225-198). . . The O's are 17-4 in their last 21 games vs. the Chisox, starting Sep. 4, 1977.

Season Series: The O's were out-hit (.246 to .210), out-homered (10-9), out-pitched (3.44-3.63), had a slim 50-49 edge in runs, yet dominated the season series eight wins to three.

(Continued on page 46)

Rock and Rain: When the O's arrived at Comiskey Park on Friday, Aug. 24, the outfield was a mess, so much so that umpire-in-chief Russ Goetz deemed it unplayable. . . . The mixture of unusually heavy rains and a couple of rock shows had created a monster.

The next day, A.L. President **Lee MacPhail** came to inspect the field personally and ruled that Saturday's game couldn't be played either. By Sunday the field was by no means photogenic, but a makeup doubleheader was played (the O's won both ends), leaving one game to be scheduled after the season ended, but only if the eastern division title depended on it.

Earl and Ron: It took only five innings for old adversaries **Earl Weaver** and **Ron Luciano** to tangle on Sunday, Aug. 27. Luciano, umpiring his first Orioles game of the year, banished Earl on a complaint about a checked-swing, third-strike call on **Doug DeCinces**, whereupon the O's skipper protested the game using the expression "umpire's integrity" as the basis. **MacPhail**, who was at Comiskey Park because of the problem with field conditions, promptly suspended Earl for three games pending appeal.

Weaver served his suspension in the succeeding series at Minnesota sitting out a doubleheader on Monday and another twin bill Wednesday (one more game than required).

Chisox Pitching: The White Sox received superb pitching during the three-game series at Baltimore, August 13, 14, 15. In three games spanning 33 innings, the O's were held to just 12 hits and four runs, yet they managed to win two of three from the Sox. . . . In the first game, **Steve Trout**, son of Dizzy and the first of three straight lefty starters, pitched his first big league shutout to beat the O's, 7-0, on five hits.

The next two nights the O's won squeakers, both by 2-1 in 12 innings. On the 14th, **Rich Wortham** held the Birds to two hits and one run for nine innings, but three innings later **Ed Farmer**, who had worked two 1-2-3 innings in relief of Wortham, loaded the bases on walks and **Al Bumbry** ended it with a single to left. **Tippy Martinez** won it after Steve Stone had pitched 10 tough innings, striking out 10 batters.

On Wednesday night (15th), the O's enjoyed the most bizarre finish of the year. . . . Chicago's **Ken Kravec** pitched a 10-inning three-hitter before coming out in favor of rookie **Guy Hoffman**. In the 12th, **Murray** led off with a single and went to 2nd on a rare **Lee May** sacrifice. **DeCinces** was purposely passed, and Murray advanced to third following Roenicke's fly to center for the second out. Then, with **Benny Ayala** batting, DeCinces made a break for second, diverting Hoffman's attention just long enough for Murray, who had been inching off third, to sprint home with the winning run, easily beating Hoffman's tardy throw. **Flanagan** went the route, allowing only five hits and fanning 12.

Getting Even: The O's gained a measure of revenge on **Steve Trout** in the first game of the Sunday, Aug. 26, doubleheader at Comiskey Park. . . . After succumbing to him, 7-0, two weeks earlier, the Birds jumped him for eight runs in 1.1 innings, four of them crossing on a **DeCinces** slam, and went on to win 12-7 behind Flanagan.

Chisox: Don Kessinger was only 2-4 vs. the O's as a manager, but he was 6-for-8 against them as a hitter. . . . His successor, **Tony LaRussa**, had a 1-4 mark against the O's (in the last two series of the year).

Lamar Johnson has a .362 lifetime average vs. Baltimore (38-for-108) and has hit safely in 11 straight games against the O's since he went 0-for-5 with three gdp's in a doubleheader at Baltimore on Sep. 2, '78, his 28th birthday. . . . In '79, Lamar batted .333 (13-for-39).

Wayne Nordhagen has hit 16 homers in the majors in four seasons, five of them vs. Baltimore. . . . Three of those have been hit in Baltimore including his first two big league shots in the same game on Aug. 25, '77. His other homer in Memorial Stadium came on Sep. 3, '78, in his first game in seven weeks after being sidelined with hepatitis. It was a three-run shot that gave the Sox their only '78 win over the O's after eight straight losses.

Jim Morrison hit 14 homers for the Sox in only 67 games last year, four of them in five games against Bal. . . . He hit .292 (7-for-24) vs. the O's.

Chet Lemon had 10 rbi in 11 games. . . . **Ed Farmer**, a former Oriole, was 0-2 in relief. . . . The three Chisox winners, all lefties, were **Trout** (1-2) **Wortham** (1-1), and **Kravec** (1-1).

Orioles: Rick Dempsey was the Bird's top hitter vs. Chicago at .382 (13-for-34) and now owns a .324 lifetime average (47-for-145). . . . The Chisox held the O's **Singleton** and **Murray**, both of whom hit .295 on the year, to averages of .143 (6-for-42) and .186 (8-for-43), respectively.

Flanagan was 3-1, while **Palmer** was 1-0, and is now 23-8 lifetime against the Sox. Jim has won four straight since losing to Chicago on June 1, '77, and is 12-1 since losing on June 16, '74.

CLEVELAND (8-5, 243-240). . . . On June 18, 1979, the O's defeated the Indians, 8-7, and for the first time in the 25½-year history of the Baltimore franchise owned a life-time winning record over the Indians (236-235). . . . The Birds, who trailed Cleveland 40-90 after five years in the league (thru '59), have compiled a 117-70 record in the last 11 years, starting '69, while winning nine season series to go three games up on the Indians.

Season Series: The O's held the edge over Cleveland in batting (.259 to .224), in pitching (4.13 to 4.34) and in runs (61 to 54) while winning eight of 13 games, but the Indians out-homered the Birds 17 to 15.

The O's won the first six games in the season series and were 9-0 against Cleveland dating back to Sep. 19, 1978, until **Rick Wise** beat the Birds on June 28. . . . That victory also put an end to a 10-game losing streak by the Indians (June 17 thru 27). . . . Six of Cleveland's losses in that string were to the O's.

Rule Book: At Cleveland on June 18, Umpire **Larry Barnett** first heaved **Eddie Murray** then thumbed **Earl Weaver** three innings later following a disagreement on what constitutes interference between catcher (**Dempsey**) and batter (**Rosello**). After the ejection, Earl returned to the field brandishing a rule book which he promptly tore into shreds when Barnett ignored his plea. The O's won the game when **Gary Roenicke's** sac fly broke a 7-7 tie in the ninth inning.

Cleveland: Cliff Johnson who came over from New York (for Don Hood) on June 15, batted only .219 for Cleveland vs. the O's (7-for-32), but five of his seven hits were home runs and he drove in 11 runs in 10 games.

Rick Manning was Cleveland's top hitter at .315 (17-for-54). . . . **Bobby Bonds** hit only .118 (4-for-35) with three homers and in one four-game series in June at Baltimore went 0-for-16 and made a costly error.

Sid Monge did not yield a run in seven relief appearances (12 ip, 6 h) and was 2-0 with two saves. . . . **Len Barker** and **Mike Paxton** were 0-2. . . . **Wayne Garland** (0-1) on June 25 at Baltimore had a five-hit shutout for seven innings and was leading 1-0. In the 8th, however, he walked two, the Indians made two errors, and the O's ultimately scored 3 unearned runs to win it. . . . Wayne left the game with two out after re-injuring his shoulder.

Orioles: The Birds stole 17 bases in 19 tries against Cleveland. **Al Bumbry** led the pack with eight in nine attempts.

Billy Smith appeared in only six games against Cleveland but drove in nine of his 33 rbi and hit three of his six homers while batting .304 (7-for-23). . . . He did most of the damage on Sep. 28 and 29, when he was 5-for-10 with two homers, a double, a triple, and seven rbi. . . . He hit a slam off Barker on the 28th and recorded six rbi in that game. Lifetime, Billy has hit five of his 16 homers against the Indians and is batting .307 (31-for-101). . . . In the last two years he's batted .432 (17-for-37) with four homers and 15 rbi in 15 games.

Dave Skaggs hit .545 (6-for-11), **Pat Kelly** .400 (6-for-15), and **Rick Dempsey** .323 (10-for-31). . . . **Murray**, who has a .335 lifetime average (53-for-158) vs. Cleveland, batted .292 (14-for-48) in '79.

Jim Palmer was 2-0 and now has a 24-8 lifetime record against the Indians. . . . He's beaten them more times than he's defeated any other opponent.

DETROIT (7-6, 254-229). . . . Six of the O's seven wins against the Tigers were the result of rallies in the seventh inning or later. . . . The only "laugher" was in the O's final home game when they won 13-2, then came out of the dugout to lead the crowd in a "Gimme an O" cheer (see front cover).

The 16 inning game at Detroit on May 26 consumed 5:17, ten minutes short of the longest game by time in O's history. . . . The Birds won this one on **Lee May's** two run single, then dropped another 16 inning game two nights later in K.C.

Sparky Anderson was 4-6 vs. the O's after taking over for **Les Moss** on June 14 and is now 5-10 lifetime vs. **Earl Weaver** including the '70 World Series.

Season Series: Despite a 7-6 edge in wins, the O's were out-hit (.278 to .242), out-pitched (3.94 to 4.05) and out-scored (62 to 61) by the young Tigers. The Birds did hit more home runs, however (18 to 13).

Heavy Drama: Probably the most memorable series of the year for the O's took place in Baltimore on the weekend of June 22-23-24. On Friday before 35,456, they entered the ninth trailing by two. . . . **Ken Singleton** hit a solo homer to narrow the gap, then with two out and **Eddie Murray** on first, **Doug DeCinces** hit a dramatic game-winning two run homer (off Tobik).

In the first game of a doubleheader the next night, a crowd of 45,814, watched the O's perform a similar feat. They were down by one in

MINNESOTA (8-4, 233-193)... The O's and Twins played two-thirds of their season series (eight games) in a one-week period from Monday, Aug. 27 thru Sunday, Sep. 2. The O's went 5-3 during the "Minnny season."

The same two clubs had played back-to-back series twice in 1977, but in each case only five games were involved.

Season Series: The Twins out-hit the O's by a point (.259 to .258), but the O's held the edge in runs (41 to 35), homers (13 to 6), and pitching (2.67 to 3.97).

Though Minnesota had the best defense in the league against the stolen base for the second straight year, the Birds stole seven bases against **Butch Wynegar** (5), **Glenn Borgmann** (2), and the pitching staff. On the year, the Twins nailed 48% of the opponents' runners trying to steal.

Five-Man Infield: In the bottom of the 10th inning of a game in Baltimore on June 4, the O's had runners on 2nd and 3rd with **Gary Roenicke** coming to bat... **Manager Gene Mauch** brought **Bombo Rivera** in from right to act as a fifth infielder, and **Mike Marshall** got Roenicke on a pop to first base for the second out... Rivera went back to right, then **Lee May** stepped up and singled sharply to left bringing in the winning run.

"Minnny Vacation": **Earl Weaver**, sentenced to a three-game suspension by Lee MacPhail for publicly challenging the integrity of umpire **Ron Luciano** in a game at Chicago on Sunday, Aug. 26, served his "time" in Minnesota by sitting out four games on Monday and Wednesday, Aug. 27 and 29 (both doubleheaders)... The O's won three of the four games.

Twins: In 12 games the Twins stole only one base (**John Castino**) in five tries... In four years at the Minnesota helm, **Manager Mauch** is 19-25 vs. Baltimore.

Marshall, who appeared in 90 games for Minny, pitched in eight of the 12 Orioles' games... He was 0-2 but earned a save in each of the Twins' four victories (3.45 era, 15.2 ip, 11 h, 6 er).

Paul Hartzell, the Lehigh University and Johnny's-Leone's alumnus, was the only visiting pitcher to win two games in Memorial Stadium in 1979... He beat **Steve Stone**, 3-1, June 5, and decided **Jim Palmer**, 3-2, on Sep. 1, both with saves from **Marshall**. Hartzell started twice against the O's in Minny, but was not a pitcher of record either time.

In the Sep. 1 game, **Hartzell** incurred the wrath of O's "mvp" **Ken Singleton** who drew his third career ejection by charging Hartzell at the mound following two tight pitches in succession.

Top Twins hitters were: **Hosken Powell**-.355 (11-for-31), **John Castino**-.310 (9-for-29), and **Bobby Randall**-.316 (6-for-19)... **Roger Erickson** was 0-2 in 4 games, including three starts (4.50 era, 20 ip, 23 h, 10 er). Both losses were incurred during the "Minnny" season.

Orioles: After the first game of the Aug. 29 doubleheader in Minnesota, the Twins had the distinction of being the only club to have held **Eddie Murray** homerless lifetime... He had played 26 games against them at that point. Then, in the nightcap, he found the range three times while driving in all seven runs in a 7-4 victory for the Birds (two off **Geoff Zahn** and one off **Marshall**).

On the year Eddie hit .370 (17-for-46) vs. the Twins with three homers and 10 rbi. Lifetime he is batting .320 (39-for-122) with 17 rbi in 31 games.

Lee May, with two homers and six rbi in nine games, now has 16 career home runs vs. the Twins (a personal high against a single club)... He has also driven in 44 runs in 49 games lifetime. **Roenicke** was 13-for-43 (.302) with nine rbi and four homers in 12 games... **Benny Ayala** was 4-for-9 (.444).

Scott McGregor was particularly effective vs. Minnesota... He was 2-0 in three appearances, started and completed two games, and gave up only 17 hits and two runs (earned) in 23.2 innings (era 0.76)... He fanned 13 and walked one... **Mike Flanagan** was 2-0 as was **Don Stanhouse** who also contributed two saves in four total appearances.

Dennis Martinez was 0-2, and **Palmer** was 1-1... Palmer, whose career record is 17-10 vs. the Twins, has beaten them fewer times than any other opponent (except Seattle and Toronto). He did defeat them twice, however, in ALCS competition—both pennant-clinching victories.

NEW YORK (5-6, 246-232)... Only 11 of the 13 scheduled games were played because of massive rains that forced cancellation of virtual sellouts in Baltimore on Saturday and Sunday, Aug. 11 and 12... Attempts to re-schedule in the last six weeks of the season failed. They would have been played at the end of the regular season if necessary to determine a division winner.

Season Series: The Yankees not only won the series they

edged the O's in runs (46 to 40), average (.255 to .239) home runs (12 to 8) and era (3.56 to 3.75).

It was the second straight year the O's had lost to New York, but only the third time in the last 16... From '64 thru '79, the O's have won 12, lost three, and tied one season series against the Bombers.

O's Lifetime vs. Yankees: Baltimore, with a 246-232 (.515) record in 26 years, is the only club with a lifetime winning record vs. New York... Detroit is second best at 760-834 (.477), followed by Milwaukee (Seattle) 79-90 (.467) and Oakland (not incl. K.C. or Pha.) 68-79 (.463).

O's Lifetime at Yankee Stadium: The O's, just two games under .500, also have the best record among all visiting teams at Yankee Stadium: Baltimore (110-112, .495), Boston (193-372, .342), California (41-83, .331), Chicago (187-352, .347), Cleveland (201-356, .361), Detroit (232-330, .413), Kansas City (20-33, .377), Milwaukee-Seattle (25-41, .379), Minnesota-only (54-69, .439), Oakland-only (29-33, .468), Seattle (2-14, .125), Texas-only (9-25, .265), Toronto (7-15, .318).

The Munson Series: The four game series at New York August 3-4-5-6 started the day following **Thurman Munson's** death and resulted in a listless 1-0 victory for the O's on **John Lowenstein's** home run (McGregor over Tiant)... It is doubtful that anyone, on either side, wanted to play that game.

The series ended on Monday (the day Munson was buried in Canton, Ohio) with a dramatic performance by **Bobby Murcer** in an emotionally charged Yankee Stadium. A close friend of the fallen Yankee catcher, Murcer delivered a eulogy at the funeral, then that night with the Orioles leading 4-0 he hit a three run homer in the 7th (off D. Martinez) and followed with a game winning two run single in the bottom of the 9th (off T. Martinez). **Ron Guidry** went the route to win despite homers by **Lee May** & **Ken Singleton**.

The four games, each decided by one run, drew 188,350, the highest attendance for a single series in Orioles history, home or away.

Tippy Martinez played a prominent role in the series... He saved wins for Scott McGregor and Dave Ford, and lost one himself.

Turning Point: On Sep. 18, the O's were in New York and in last place with a 3-8 record and no wins in four tries against the Yankees... The next day, however, **Jim Palmer** went the route, beating the Bombers 6-3, to ignite a nine-game winning streak and a stretch of 51 wins in 67 games thru July 1.

Yanks: **Chris Chambliss** was the leading hitter against the O's (.323, 8-for-36) and **Graig Nettles** led in rbi (11)... Four different Yankees hit 3 home runs... **Reggie** batted only .222 with three homers and five rbi... **Murcer** played in only two games but had five rbi (all in one game—see above).

Tommy John was 3-0 in four starts with two complete games... When he blanked the O's, 5-0, on April 12 (over Flanagan), it was his first win against them since shutting out Palmer for the White Sox at Chicago on May 31, '71... John's first major league win, incidentally, was also a shutout, at Baltimore for Cleveland, over Robin Roberts on May 3, 1964.

John, now 12-9 lifetime against the Birds, gave an indication of the kind of year he was going to have vs. the O's when he held them to one run in 11 exhibition innings and then pitched seven more shutout innings for Columbus (NY's AAA farm) against Rochester in Florida (Palmer started for Rochester that day).

Guidry was 2-0 (2.96 era, 24.1 ip, 17 h, 8 er) and is now 5-1 lifetime.

Catfish Hunter was 0-0 though he did pitch six shutout innings on Aug. 4 against the O's before retiring in favor of **Jim Kaat** who ultimately lost the game... Hunter, speaking of retiring, closed with a 26-24 record vs. Baltimore... With both **Catfish** and **Kaat** (21-21 vs. O's) gone, **Luis Tiant** becomes the biggest winner and loser against the Birds among actives. Luis was 0-1 in '79 and is now 20-21 lifetime.

Rich Gossage was 1-1 with a save in five appearances, but gave up 10 hits, seven walks and four runs in seven innings and fanned only one.

Orioles: Though they didn't play regularly against the Yankees, both **Gary Roenicke** (6-for-12) and **Benny Ayala** (4-for-8) hit .500... The leading regular was **Rick Dempsey** at .310 (9-for-29).

Doug DeCinces hit his fourth career home run off Guidry. Lifetime against the Yankee southpaw he is batting .258 (8-for-31) with six extra base hits (including two doubles). No one else has more than two career homers off Guidry.

Flanagan, after a 4-0 season against New York in '78, dipped to 0-3 in '79 (6.35 era, 17 ip, 20 h, 12 er)... **Tippy Martinez** in six appearances was 1-1 with two saves and a 1.74 era (19.1 ip, 18 h, 2 er)... Since joining the O's in June '76, he is 5-4 with four saves against the Yankees.

Palmer was 1-0 (Apr. 19—see above) and becomes the A.L.'s biggest career winner against the Yankees among actives... He's 23-14 and Tiant is 22-15.

straight times until **Jim Todd** defeated **Scott McGregor**, 8-5, in the second game of the year between the two clubs (at Oak. on Apr. 28). . . . The Birds had also won 12 in a row at the Coliseum to that point.

The O's are now 27-5 vs. the A's starting May 3, '77 and 27-6 over the last three full seasons. . . . They are 16-2 at the Coliseum starting July 8, '76.

Season Series: The Orioles had a clear lead over the A's in runs (68 to 38), batting (.287 to .210), home runs (19 to 7) and era (3.14 to 5.37). . . . The A's won three of the first six games, then lost five of last six. . . . The O's at one stage in their first major splurge were 19-3 (from Apr. 19 thru May 12) and all three of the losses were to Oakland.

Three Straight Homers: **Eddie Murray**, **Lee May** and **Gary Roenicke** hit consecutive home runs off Lancaster's **Todd** on May 8 at Baltimore. . . . It was the fourth time in club history that the Birds had hit three straight homers, but the first time since '69, and the first time at home since '65. . . . The club record for most home runs per inning is four (at Bos. May 17, '67).

1st Triple Play: The A's had not executed a single triple play during their 11+ seasons in Oakland until May 8, '79 at Baltimore when **Wayne Gross** took **Roenicke's** ground ball, stepped on the bag, then threw to **Mickey Klutts** who relayed to **Dave Revering**. Later in the year the A's made up for lost time by making two more triple plays.

Oakland: **Rick Langford** has been Oakland's toughest pitcher for the Orioles to handle during the A's recent problems against Baltimore. . . . In the last three years, the A's have beaten the O's only six times in 33 games and Langford has won four of those. Last year he was 2-1 vs. the O's and 12-16 overall. . . . He's 4-4 lifetime against the Birds since coming from Pittsburgh in '77, and 27-48 in the A.L.

Mike Norris one-hit the Orioles on May 9 at Baltimore, winning 4-2, beating **Palmer**. However, it took a two run ninth inning, breaking a 2-2 deadlock, for Norris to get the win, after **Roenicke** had tied the game with the O's only hit a two-run double with one out in the 7th.

The leading Oakland batter (regular) vs. the O's was **Gross** at .321 (9-for-28) while **Jeff Newman** led in homers (3) and rbi (6). **Mario Guerrero**, a consistent Orioles nemesis since joining the A's in '78 hit .298 (8-for-27) and now has a .299 average (20-for-67) against Baltimore in the past two years. . . . Lifetime he's batting .248 (41-for-165) against the Birds.

Revering was fanned six times in six straight official at bats by **Tippy Martinez** and **Mike Flanagan**.

Matt Keough (2-17) who has lost 22 of his last 25 decisions, was 0-3 vs. the O's. **Todd** yielded five home runs to the Birds in 9.2 innings.

Orioles: The O's set a season high with 10 runs in the 7th inning at Oakland on April 29, winning 13-3. . . . **Tippy Martinez** picked up the win in long relief of **Palmer** who came out in the first inning. . . . Tippy also had a big day against Oakland in Baltimore on July 23. He relieved **Flanagan** in the second inning, walked the first hitter (**Dave Chalk**) then retired the last 23 Oakland hitters in a row to deal **Keough** his 16th straight loss over two seasons.

Murray was the O's top hitter at .367 (18-for-49) with three homers and 11 rbi while **Roenicke** batted .349 (15-for-43) and led the club in both homers (5) and rbi (12). **Rich Dauer** hit .341 (14-for-41) and **Singleton** batted .326 (15-for-46). Lifetime, **Murray** is batting .333 (43-for-129) and **Dauer** is hitting .325 (25-for-77).

Flanagan was 3-0 and **Dennis Martinez** 2-0. . . . Dennis is 4-0 lifetime. . . . **Palmer** was 0-1 in two starts and has career record of 18-11 vs. the A's.

SEATTLE (10-2, 26-6). . . . The M's won their first and only game ever at Baltimore in their three year history on July 25, 5-4, when ex-Oriole **Mike Parrott** downed **Sammy Stewart** with a save from **Byron McLaughlin**, another former Orioles farmhand, and three rbi from **Ruppert Jones**.

The O's, who won the next day in the final game of the year against Seattle, are now 15-1 lifetime vs. the Mariners at Memorial Stadium.

Former O's: The M's employed five former Orioles on their pitching staff in '79: **McLaughlin**, **Paul Mitchell**, **John Montague**, **Parrott** and **Randy Stein**.

Season Series: The O's out-scored (80-38), out-hit (.292 to .198), out-homered (14 to 6) and out-pitched (2.41 to 6.66) the Mariners in '79.

Catcher Dupes Catchers: **Bob Stinson** is a master at executing Seattle's secret weapon, the "catcher's interference play" . . . Stinson drew two such calls while batting during the game of July 24 at Baltimore. . . . It was the 10th time he'd reached base in that manner in his three years with Seattle and the 18th time the Mariners had pulled that trick in the same period.

Orioles: **Tom Paciorek** and **Scott Stone** picked up the only two victories in '79 and **McLaughlin** was the only Seattle winner vs. Baltimore in '78.

Tom Paciorek was Seattle's leading hitter at .381 (8-for-21). . . . **Bruce Bochte** and **Ruppert Jones** each had seven rbi and Bochte led the M's in homers with two.

Willie Horton, the league's most productive dh with 29 homers and 106 rbi, batted only .167 (8-for-48) with one home run and five rbi in 12 games against the O's.

On the mound the biggest losers were **Rick Honeycutt** (0-3) and **McLaughlin** (0-2).

Orioles: **Al Bumbry** batted .396 (21-for-53) and scored 17 runs in 12 games while stealing five bases in six tries. . . . **Ken Singleton** hit seven homers and drove in 20 runs (12 games). . . . He batted .317 (13-for-41), drew 11 walks, and had an on-base percentage of .462 (24-for-52). . . . **Murray** hit .348 (16-for-46).

Four O's have career averages of over .300 against the M's: **Bumbry**-.347 (25-for-72), **Singleton**-.317 (32-for-101), **Dauer**-.314 (22-for-70) and **DeCinces**-.314 (27-for-86).

Flanagan and **Dennis Martinez** were 3-0 and **Steve Stone** was 2-0. . . . Dennis is now 7-0 lifetime vs. Seattle. . . . The only two Orioles losers to the M's in '79 were **Stewart** and **Scott McGregor**.

TEXAS (6-6, Tex. only 52-41). . . . Texas pitching held the O's to a split of the 12 game season series. . . . The Rangers' 3.13 era vs. Baltimore was the lowest among all 13 O's opponents.

End of Streak: The Rangers put an end to the O's long 2½ month hot spell. . . . The Birds were 51-16 since April 18 and 22-3 since June 5 when they went to Texas for a three game series July 2-3-4. . . . The Birds had swept three from the Rangers in Baltimore during June, but at Arlington the Rangers swept the Birds, winning the first two on shutouts by **Steve Comer** and **Fergie Jenkins** (one-hitter). . . . The O's then lost two more in California, extending the nosedive to five straight before turning it around.

Season Series: In addition to a slight edge in pitching (3.13 to 3.15) the Rangers also out-scored (41 to 36), out-hit (.253 to .221) and out-homered (11 to 9) the Orioles.

The Birds were 1-5 at Texas but 5-1 vs. the Rangers at Memorial Stadium.

Texas: **Jim Kern** was 0-1, but saved four in five appearances. . . . He fanned 16 in 9.2 innings, yielded seven hits and four (earned) runs for a 3.72 era. . . . He gave up one home run (to Singleton). It was Kern's throw to an un-attended third base in the ninth inning of a game in Baltimore on June 10 that set up his loss after he relieved **Jon Matlack** with Texas leading by two runs. **Terry Crowley's** two out single produced a sudden death ending.

Comer, an un-drafted former University of Minnesota athlete, has had considerable success against the O's in his brief two year career in the A.L. In four starts, he is 3-0 (all in '79), worked 33 innings and gave up just 20 hits and two earned runs (era 0.55). . . . He's allowed only one extra-base hit, a double by **Rich Dauer** (June 1, '79).

Jim Sundberg who nailed seven of eight O's base-stealers in '78, was 5-for-10 last season. . . . **Doyle Alexander** returned to the N.L. after posting a 4-4 career record vs. the O's since leaving Baltimore in '76.

John Grubb's 21 game hitting streak was brought to an end by **Dennis Martinez** on June 10. . . . **Pat Putnam** and Cleveland's **Cliff Johnson** were the only visiting players to hit two home runs in a game at Memorial Stadium last year. . . . Putnam hit his pair on June 9 (off Stone and Stanhouse). . . . **Gary Holle** picked up his first major league hit on June 9 at Baltimore off **Stanhouse**.

Leading Texas hitters vs. the O's: **Grubb**-.391 (9-for-23), **Putnam**-.323 (10-for-31), and **Sundberg**-.300 (12-for-40). . . . **Mickey Rivers** went 5-for-12 (.417) after coming over from New York in the Oscar Gamble deal. . . .

Richie Zisk led the Rangers in homers vs. the O's (3) but had only three rbi and batted .189 (7-for-37) in 11 games. . . . In three A.L. seasons, Zisk has a .196 average (18-for-92) with five home runs and 13 rbi in 25 games.

Orioles: Leading O's hitters vs. Texas were **Gary Roenicke**-.333 (10-for-30), and **Singleton**-.300 (12-for-40). . . . **Al Bumbry** batted only .125 (5-for-40) but tied Singleton for rbi leadership (6) vs. Texas. . . . Singleton led the O's with three homers. Ken has a .310 lifetime average vs. Texas (65-for-210).

Mike Flanagan was 2-1, and both wins were shutouts at Baltimore (1.93 era, 18.2 ip, 12 h, 4 er). . . . **Stanhouse** picked up three saves. . . . Both **Dennis** and **Tippy Martinez** were 1-2.

TORONTO (11-2, 29-14).... The O's won their first ten '79 games against Toronto and had won 15 in a row over two seasons (starting Aug. 18, '78) until the Jays won back-to-back on Sep. 11 and 12 in Toronto. . . . The Birds have now won 16 of last 18 games vs. the Blue Jays, and are 18-4 lifetime at Memorial Stadium against them.

Season Series: The Orioles out-scored (64 to 31), out-hit (.282 to .212), out-homered (17 to 6) and out-pitched (1.89 to 4.50) the Jays in 13 game season series.

Toronto: **Alfredo Griffin**, the A.L. "rookie of the year" (BBWAA, tied with John Castino) was Toronto's top hitter against the O's at .321 (17-for-53). . . . **Roy Howell** batted .316 (12-for-38) and led the Jays in rbi (7), and **Otto Velez** hit .313 (10-for-32). . . . **Rico Carty** hit only .211 (8-for-38) and had only three rbi; despite that, however, he has driven in 38 runs in 41 games against the Orioles in the last three seasons. . . . Ex-Oriole **Bob Bailor** hit .075 (3-for-40).

Tom Underwood was 1-2 vs. the O's, but compiled a 1.57 era in four starts (34.1 ip, 24 h, 8-6 r-er, 19 bb, 21 so), and pitched two complete games. . . . The only other Toronto hurler to win vs. Baltimore was **Butch Edge**.

Jesse Jefferson (2-10) and **Phil Huffman** (6-18) were both 0-2 vs. the O's. . . . Huffman yielded six homers in 14 innings.

Orioles: **Al Bumbry** was the Birds leading hitter (among the regulars) at .424 (14-for-33) while **Doug DeCinces** led in homers (4) and rbi (10). . . . **Pat Kelly** went 6-for-10 (.600), **Eddie Murray** hit .340 (17-for-50), **Ken Singleton** batted .326 (15-for-46) and **Rich Dauer** logged a .310 average (13-for-42).

The following O's are hitting over .300 lifetime vs. Toronto: **Bumbry**-.384 (28-for-73), **Kelly**-.348 (24-for-69), **Murray**-.346 (55-for-159), **Singleton**-.310 (45-for-145) and **Dave Skaggs**-.300 (12-for-40).

Mike Flanagan was 3-0 in four starts with a 1.38 era (32.2 ip, 5 er). . . . **Dennis Martinez** was 2-0 with two complete games in two starts (one shutout) and gave up only two earned runs in 18 innings. . . . The only Baltimore pitchers to lose to Toronto were **Scott McGregor** (1-1) and **Jim Palmer** (1-1).

ORIOLES SPRING RECORDS—1954-1979

Year	Training Site	W-L†	Home Att.*	Home Dates*	Year	Training Site	W-L†	Home Att.*	Home Dates*
1954	Yuma	16-12	10,684	4	1967	Miami	14-13	50,513	11
1955	Daytona B'ch	11-15	14,697	7	1968	Miami	12-12	47,208	15
1956	Scottsdale	10-19	15,699	9	1969	Miami	19-5	33,210	13
1957	Scottsdale	14-19	15,568	9	1970	Miami	11-12	34,995	11
1958	Scottsdale	11-19	16,092	11	1971	Miami	14-13	45,185	13
1959	Miami	17-8	25,771	13	1972	Miami	10-8	42,522	10
1960	Miami	16-13	39,158	19	1973	Miami	13-11	47,003	13
1961	Miami	12-16	46,419	16	1974	Miami	11-11	40,247	12
1962	Miami	13-11	43,816	16	1975	Miami	18-9	41,623	13
1963	Miami	17-10	52,748	14	1976	Miami	4-11	29,123	8
1964	Miami	16-12	49,257	15	1977	Miami	14-10	51,918	11
1965	Miami	12-16	55,602	14	1978	Miami	13-11	57,812	12
1966	Miami	15-11	51,372	17	1979	Miami	10-15	44,310	12

† Against major league "A" teams only.

* Includes only games played at training site.

BIGGEST LIFETIME WINNERS-LOSERS vs. ORIOLES

Winners: Whitey Ford, the Yankee Hall of Famer, still holds the distinction of having beaten the Orioles more often than any other even though he has been retired since '67. . . . Ford was 30-16 lifetime against the Birds.

He is followed by "Catfish" Hunter (26-24), Mickey Lolich (25-19), Billy Pierce (23-11), Early Wynn and Frank Sullivan (both 21-8), Jim Kaat (21-21), Earl Wilson (20-9), Luis Tiant (20-21), Jim Perry (20-22) and Camilo Pascual (20-23).

Losers: Hunter, the second biggest winner against the O's, is also the biggest loser (24). . . . It wasn't always thus. . . . At one time he was 23-16 vs. the O's then lost eight of his last 11 decisions (from '76 thru '78, and had no record in '79).

Others oft-beaten by the Birds are: Jim Perry (22), Fritz Peterson (14-21), Tiant (21), Kaat (21), Lolich (19) and Sam McDowell (9-19). . . . Probably the least successful opponent was Jim Colborn, formerly of Milwaukee, K.C. and Seattle, who was 3-17 lifetime.

ORIOLES ALL STAR GAME SELECTEES—1954-1979

PLAYERS	1954	PLAYERS	1964	PLAYERS	1971
Bob Turley (DNP)		Luis Aparicio*		Don Buford	
	1955	Brooks Robinson (ST)		Mike Cuellar	
Jim Wilson (DNP)		Norm Siebern		Jim Palmer	
	1956		1965	Boog Powell*	
George Kell (ST)		Milt Pappas (ST)†		Brooks Robinson (ST)	
	1957	Brooks Robinson (ST)		Frank Robinson (ST)	
George Kell (ST)			1966		1972
Billy Loes		Steve Barber (DNP)		Pat Dobson (DNP)	
Gus Triandos (DNP)		Andy Etchebarren (DNP)		Bobby Grich (ST)†	
	1958	Brooks Robinson (ST)		Dave McNally	
Billy O'Dell		Frank Robinson (ST)		Jim Palmer (ST)	
Gus Triandos (ST)			1967	Brooks Robinson (ST)	
	1959	Andy Etchebarren (DNP)			1973
Billy O'Dell		Brooks Robinson (ST)		Paul Blair	
Gus Triandos (ST)		Frank Robinson (DNP)		Brooks Robinson (ST)	
Jerry Walker (ST)†			1968		1974
Hoyt Wilhelm (DNP 1st)				Mike Cuellar (DNP)	
Gene Woodling		Dave Johnson		Bobby Grich	
	1960	Boog Powell		Brooks Robinson (ST)	
Chuck Estrada		Brooks Robinson (ST)			
Jim Gentile			1969		1975
Ron Hansen (ST)		Paul Blair		Jim Palmer (DNP)	
Brooks Robinson		Dave Johnson*			1976
	1961	Dave McNally		Mark Belanger	
Jack Brandt		Boog Powell (ST)		Bobby Grich (ST)	
Jim Gentile		Brooks Robinson			1977
Brooks Robinson (ST)		Frank Robinson (ST)		Jim Palmer (ST)†	
Hoyt Wilhelm			1970	Ken Singleton	
	1962	Mike Cuellar (DNP)			1978
Jim Gentile		Dave Johnson (ST)		Jim Palmer (ST)†	
Milt Pappas		Dave McNally (DNP)		Mike Flanagan (DNP)	
Brooks Robinson		Jim Palmer (ST)		Eddie Murray (DNP)	
Hoyt Wilhelm*		Boog Powell (ST)			1979
	1963	Brooks Robinson		Ken Singleton	
Luis Aparicio		Frank Robinson (ST)		Don Stanhouse (DNP)	
Brooks Robinson					

MANAGERS: Hank Bauer, '67; Paul Richards, '61; Earl Weaver, '70, '71, '72, '74†

*—Selected but did not attend due to injury

†—Honorary Manager

†—Started but not elected

ALL STAR GAME NOTES

Elected Starters: In '79, for the third straight year, no Oriole was elected to the starting team. Ken Singleton who was to be the runner-up to Don Baylor as 1979 American League "mvp", finished ninth in the balloting for the three starting outfield spots, but that was well above Baylor who was 14th in the vote.

Singleton was added to the squad, however, by Manager Bob Lemon, and went 0-for-1 as a pinch-hitter. Bobby Grich was the last Oriole to win a starting role by public vote (at second base in '76). Jim Palmer has started four all star games, including '77 and '78, but pitchers are chosen by the manager, not the fans.

Orioles who have been elected to starting positions: Boog Powell ('70, '71), Brooks Robinson ('71, '72, '73, '74), Frank Robinson ('71) and Grich ('76).

Selection of the starting team was returned to the fans in 1970 under the sponsorship of the Gillette Company in cooperation with Major League Baseball. Following the ballot box "stuffing" incident in Cincinnati in 1957, responsibility for choosing the starting teams was entrusted with major league players for 12 years ('58 thru '69).

Last year some 12,392,340 votes were cast; just shy of the all-time record set in 1977 (12,562,476).

Orioles All-Star MVPs: Three Orioles have won "mvp" honors in all star competition: Billy O'Dell ('58), Brooks Robinson ('66) and Frank Robinson ('71).

O'Dell, the former Orioles lefthander who also pitched for the Giants, Braves and Pirates, hurled the last three innings of the only all star game ever played in Baltimore, and retired all nine batters he faced to protect a one run lead, thus giving the A.L. a 4-3 win.

Brooks won the '66 Arch Ward Memorial Trophy on the strength of a 3-for-4 effort at bat (including a triple) and an 8-for-8 performance afield. He was the first player from a losing team to be so honored.

Frank's fourth inning home run at Detroit in '71 put the A.L. on top to stay and earned him "mvp" honors. It was the first all star victory since 1962 for the A.L. which has not won an all star game since '71.

ORIOLES CHAMPIONSHIP SERIES SUMMARY

Game No.	Date	Site	Line Score	Attendance
1969				
1	10/4	BAL.	Min. 3-4-2 (12) Bal. 4-10-1 J. Perry, Perranoski (9) (L) Cuellar, Richert (9), Watt (10), Lopez (12), D. Hall (12) (W) HR: F. Robinson, Belanger	43,076
2	10/5	BAL.	Min. 0-3-1 (11) Bal. 1-8-0 Boswell (L), Perranoski (11) McNally (W)	41,704
3	10/6	MIN.	Bal. 11-18-0 Min. 2-10-2 Palmer (W) R. Miller (L), Woodson (2), T. Hall (4), Worthington (5), Grzenda (6), Chance (7), Perranoski (9) HR: Blair	32,735 (120,150)
1970				
1	10/3	MIN.	Bal. 10-13-0 Min. 6-11-2 Cuellar, D. Hall (5) (W) J. Perry (L), Zepp (4), Woodson (5), Williams (6), Perranoski (9) HR: Cuellar (3 on, J. Perry), Buford, Powell, Killebrew	26,847
2	10/4	MIN.	Bal. 11-13-0 Min. 3-6-2 McNally (W) T. Hall (L), Zepp (4), Williams (5), Perranoski (8), Tiant (9) HR: F. Robinson, Killebrew, Oliva, D. Johnson	27,490
3	10/5	BAL.	Min. 1-7-2 Bal. 6-10-0 Kaat (L), Blyleven (3), T. Hall (5), J. Perry (7) Palmer (W) HR: D. Johnson	27,608 (81,945)
1971				
1	10/3	BAL.	Oak. 3-9-0 Bal. 5-7-1 Blue (L), Fingers (8) McNally (W), Watt (8) (S)	42,621
2	10/4	BAL.	Oak. 1-6-0 Bal. 5-7-0 Hunter (L) Cuellar (W) HR: B. Robinson, Powell-2, Hendricks	35,003
3	10/5	OAK.	Bal. 5-12-0 Oak. 3-7-0 Palmer (W) Segui (L), Fingers (5), Knowles (7), Locker (7), Grant (8) HR: Jackson-2, Bando	33,176 (110,800)
1973				
1	10/6	BAL.	Oak. 0-5-1 Bal. 6-12-0 Blue (L), Pina (1), Odom (3), Fingers (8) Palmer (W)	41,279
2	10/7	BAL.	Oak. 6-9-0 Bal. 3-8-0 Hunter (W), Fingers (8) (S) McNally (L), Reynolds (8), G. Jackson (9) HR: Campaneris, Rudi, Bando-2	48,425
3	10/9	OAK.	Bal. 1-3-0 (11) Oak. 2-4-3 Cuellar (L) Holtzman (W) HR: Williams, Campaneris	34,367
4	10/10	OAK.	Bal. 5-8-0 Oak. 4-7-0 Palmer, Reynolds (2), Watt (7) G. Jackson (7) (W) Blue, Fingers (7) (L) HR: Etchebarren, Grich	27,497
5	10/11	OAK.	Bal. 0-5-2 Oak. 3-7-0 Alexander (L), Palmer (4) Hunter (W)	24,265 (175,833)
1974				
1	10/5	OAK.	Bal. 6-10-0 Oak. 3-9-0 Cuellar (W), Grimsley (9) Hunter (L), Odom (5), Fingers (9) HR: Blair, B. Robinson, Grich	41,609
2	10/6	OAK.	Bal. 0-5-2 Oak. 5-8-0 McNally (L), Garland (6) Reynolds (7), G. Jackson (8) Holtzman (W) HR: Bando, Fosse	42,810
3	10/8	BAL.	Oak. 1-4-2 Bal. 0-2-1 Blue (W) Palmer (L) HR: Bando	32,060
4	10/9	BAL.	Oak. 2-1-0 Bal. 1-5-1 Hunter (W), Fingers (8) (S) Cuellar (L), Grimsley (5)	28,136 (144,615)
1979				
1	10/3	BAL.	Cal. 3-7-1 Bal. 6-6-0 (10) Ryan, Montague (8) (L) Palmer, Stanhouse (10) (W) HR: Ford, Lowenstein	52,787
2	10/4	BAL.	Cal. 8-10-1 Bal. 9-11-1 Frost (L), Clear (2), Aase (8) Flanagan (W), Stanhouse (8) HR: Ford, Murray	52,108
3	10/5	CAL.	Bal. 3-8-3 Cal. 4-9-0 D. Martinez, Stanhouse (9) (L) Tanana, Aase (6) (W) HR: Baylor	43,199
4	10/6	CAL.	Bal. 8-12-1 Cal. 0-6-0 McGregor (W) Knapp (L), Laroche (3), Frost (4), Montague (7), Barlow (9) HR: Kelly	43,199 (191,293)
				(824,636)

56

ORIOLES WORLD SERIES SUMMARY

Game No.	Date	Site	Line Score	Attendance
1966				
1	10/5	L.A.	Bal. 5-9-0 L.A. 2-3-0 McNally, Drabowsky (3) (W) Drysedale (L), Moeller (3), R. Miller (5), Perranoski (8) HR: F. Robinson, B. Robinson, LeFebvre	55,941
2	10/6	L.A.	Bal. 6-8-0 L.A. 0-4-6 Palmer (W) Koufax (L), Perranoski (7), Regan (8), Brewer (9)	55,947
3	10/8	BAL.	L.A. 0-6-0 Bal. 1-3-0 Osteen (L), Regan (8) Bunker (W) HR: Blair	54,445
4	10/9	BAL.	L.A. 0-4-0 Bal. 1-4-0 Drysedale (L) McNally (W) HR: F. Robinson	54,458 (220,791)
1969				
1	10/11	BAL.	N.Y. 1-6-1 Bal. 4-6-0 Seaver (L), Cardwell (6), Taylor (7) Cuellar (W) HR: Buford	50,429
2	10/12	BAL.	N.Y. 2-6-0 Bal. 1-2-0 Kosman (W), Taylor (9) (S) McNally (L)	50,850
3	10/14	N.Y.	BAL. 0-4-1 N.Y. 5-6-0 Palmer (L), Leonhard (7) Gentry (W), Ryan (7) (S) HR: Agee, Kranepool	56,335
4	10/15	N.Y.	BAL. 1-6-1 (10) N.Y. 2-10-1 Cuellar, Watt (8), Hall (10) (L) Richert (10) Seaver (W) HR: Clendenon	57,367
5	10/16	N.Y.	Bal. 3-5-2 N.Y. 5-7-0 McNally, Watt (L) Kosman (W) HR: McNally, F. Robinson, Clendenon, Weis	57,397 (272,378)
1970				
1	10/10	CIN.	Bal. 4-7-2 Cin. 3-5-0 Palmer (W), Richert (9) (S) Nolan (L), Carroll (7) HR: L. May, Powell, Hendricks, B. Robinson	51,531
2	10/11	CIN.	Bal. 6-10-2 Cin. 5-7-0 Cuellar, Phoebus (3) (W), Drabow- sky (5), Lopez (7), D. Hall (7) (S) McGlothlin, Wilcox (5) (L), Carroll (5), Gullett (8) HR: Tolman, Powell, Bench	51,531
3	10/13	BAL.	Cin. 3-9-0 Bal. 9-10-1 Cloninger (L), Granger (6), Gullett (7) McNally (W) HR: F. Robinson, Buford, McNally (3 on, Granger)	51,773
4	10/14	BAL.	Cin. 6-8-3 Bal. 5-8-0 Nolan, Gullett (3), Carroll (6) (W) Palmer, Watt (8) (L), Drabowsky (9) HR: B. Robinson, Rose, L. May	53,007
5	10/15	BAL.	Cin. 3-6-0 Bal. 9-15-0 Merritt (L), Granger (2), Wilcox (3), Cloninger (5), Washburn (7), Carroll (8) Cuellar (W) HR: F. Robinson, Rettenmund	45,341 (253,183)
1971				
1	10/9	BAL.	Pit. 3-3-0 Bal. 5-10-3 Ellis (L), Moose (3), R. Miller (7) McNally (W) HR: F. Robinson, Rettenmund, Buford	53,229
2	10/11	BAL.	Pit. 3-8-1 Bal. 11-14-1 B. Johnson (L), Kison (4), Moose (4), Veale (5), R. Miller (6), Giusti (8) Palmer (W), R. Hall (9) (S) HR: Hebner	53,239
3	10/12	PIT.	Bal. 1-3-3 Pit. 5-7-0 Cuellar (L), Dukes (7), Watt (8) Blass (W) HR: Robertson, F. Robinson	50,403
4	10/13	PIT.	Bal. 3-4-1 Pit. 4-14-0 Dobson, G. Jackson (6), Watt (7) (L), Richert (8) Walker, Kison (1) (W), Giusti (8) (S)	51,378
5	10/14	PIT.	Bal. 0-2-1 Pit. 4-9-0 McNally (L), Leonhard (5), Dukes (6) Briles (W) HR: Robertson	51,377
6	10/16	BAL.	Pit. 2-9-1 (10) Bal. 3-8-0 Moose, B. Johnson (6), Giusti (7), R. Miller (9) (L) Palmer, Dobson (10), McNally (10) (W) HR: Clemente, Buford	44,174
7	10/17	BAL.	Pit. 2-6-1 Bal. 1-4-0 Blass (W) Cuellar (L), Dobson (9), McNally (9) HR: Clemente	47,291 (351,091)

57

ORIOLES WORLD SERIES SUMMARY (Cont.)

1979

1	10/10 BAL.	Pit.	4-11-3	Kison (L), Rooker (1), Romo (5), D. Robinson (6), G. Jackson (8)	53,735
		Bal.	5- 6-3	Flanagan (W)	
		HR:	DeCinces, Stargell		
2	10/11 BAL.	Pit.	3-11-2	Blivelyen, D. Robinson (7) (W)	53,739
		Bal.	2- 6-1	Tekulve (9) (S)	
		HR:	Palmer, T. Martinez (8), Stanhouse (9) (L)		
3	10/12 PIT.	Bal.	8-13-0	McGregor (W)	50,848
		Pit.	4- 9-2	Candelaria (L), Romo (4), G. Jackson (7), Tekulve (8)	
		HR:	Ayala		
4	10/13 PIT.	Bal.	9-12-0	D. Martinez, Stewart (2), Stone (5), Stoddard (7) (W)	50,883
		Pit.	6-17-1	Bibby, G. Jackson (7), D. Robinson (8), Tekulve (8) (L)	
		HR:	Stargell		
5	10/14 PIT.	Bal.	1- 6-2	Flanagan (L), Stoddard (7), D. Martinez (7), Stanhouse (8)	50,920
		Pit.	7-13-1	Rooker, Blivelyen (6) (W)	
6	10/16 BAL.	Pit.	4-10-0	Candelaria (W), Tekulve (7) (S)	53,739
		Bal.	0- 7-1	Palmer (L), Stoddard (9)	
7	10/17 BAL.	Pit.	4-10-0	Bibby, D. Robinson (5), G. Jackson (5) (W), Tekulve (8) (S)	53,733
		Bal.	1- 4-2	McGregor (L), Stoddard (9), Flanagan (9), T. Martinez (9), D. Martinez (9)	
		HR:	Dauer, Stargell	(367,597)	

WORLD SERIES NOTES: Despite having lost three of their five World Series, the O's maintain a winning record in games (15-13). They are 9-6 at home and 6-7 on the road.

The Birds have won the first game of all 11 post-season events in which they have participated including five world series and six ALCS.

A total of 1,465,040 have seen the O's in five world series (28 games), an average of 52,323. This figure includes 773,182 that have attended the 15 world series games played in Baltimore (average 51,545).

In all the O's have played 50 post-season games (22 ALCS, 28 WS) and have drawn a total of 2,289,676 (average 45,794). . . In 26 games at Memorial Stadium (11 ALCS, 15 WS) a total of 1,217,989 have turned out (average 46,846).

POST-SEASON TRIVIA: (1) Two men have played both for and against the Orioles in world series. . . Lee May and Grant Jackson. . . (2) Three men have played both for and against the O's in the ALCS competition. . . Don Baylor, Bobby Grich, Merv Rettenmund. . . (3) Three pitchers have appeared against the Orioles in both ALCS and WS. . . Bob Miller, Ron Perranoski and Bert Blyleven. . . (4) Ron Perranoski appeared against the Orioles in their first two world series games (in '66 for the Dodgers) and in their first five ALCS games (in '69 and '70 for the Twins).

ALCS NOTES: The O's are 4-2 in the ALCS and 15-7 (.682) in games played. They hold the ALCS record for most series (6 of 11) and most games (22 of 44) since divisional play began in 1969. . . The Birds are 8-3 at home and 7-4 on the road.

In overall LCS competition both Pittsburgh (9-13) and Cincinnati (14-8) have also participated in six series and 22 games. The O's have won more games than any other big league club in LCS competition (15).

The Birds' .682 percentage is second to Boston's 1.000 (3-0) and fourth in LCS history behind the Red Sox, Los Angeles (.750, 9-3) and New York Mets (.750, 6-2).

The O's have won the first game of all six ALCS (as well as the opener in all five of their world series). . . They won the first 10 ALCS games they played ('69-3-0, '70-3-0, '71-3-0, '73-game one) before finally losing to Oakland in 1973, game two.

A total of 824,636 have paid to see the 22 ALCS games the O's have played (average 37,483), including 444,807 for 11 games played in Baltimore (average 40,437). See World Series Review notes for Orioles post-season attendance totals.

The largest crowd for any ALCS game involving the Orioles was 52,787 for game one in 1979 vs. California at Baltimore. This ranks eighth in ALCS history behind the seven games played in Yankee Stadium in '76, '77 and '78, the largest of which was 56,808 for game three, 1976.

★ ★ ★

1979 ORIOLES ATTENDANCE vs. EACH OPPONENT

AT BALTIMORE					ON THE ROAD				
Opponent	Dates	Attendance	Avg./Date		Dates	Attendance	Avg./Date		
Boston	6	226,507	37,751		7	212,488	30,355		
California	6	156,652	26,109		6	155,003	25,834		
Chicago	6	97,073	16,179		4	72,670	18,168		
Cleveland	6	122,259	20,377		6	98,925	16,488		
Detroit	5	152,218	30,444		6	91,109	15,185		
Kansas City	6	146,021	24,337		6	182,516	30,419		
Milwaukee	6	132,141	22,024		6	144,383	24,064		
Minnesota	6	132,438	22,073		4	56,474	14,119		
New York	4	95,982	23,996		7	255,234	36,462		
Oakland	6	72,429	12,072		6	19,458	3,243		
Seattle	5	80,518	16,104		6	50,553	8,426		
Texas	6	165,035	27,506		6	153,435	25,558		
Toronto	5	101,736	20,347		6	104,674	17,446		
Totals	73	1,681,009	23,028		76	1,596,922	21,012		

58

1979 AMERICAN LEAGUE CHAMPIONSHIP SERIES REVIEW

Game No. 1 . . . Oct. 3 at Baltimore

CALIFORNIA	1	0	1	0	0	1	0	0	0	0	3	7	1
BALTIMORE	0	0	2	1	0	0	0	0	0	0	3	6	0

Ryan, MONTAGUE (8) (L); Palmer, STANHOUSE (10) (W).
HRs: Ford; Lowenstein Time: 3:10 Attendance: 52,787

John Lowenstein's pinch-hit three-run homer with two out in the bottom of the 10th inning off John Montague gave the Orioles a 1-0 lead in their first ALCS since 1974. It was the first pinch-hit home run in the 11 year history of major league championship series, the 10th game won by the '79 Orioles in "sudden death", and marked the sixth time in as many ALCS that the Birds had captured the opener.

Lowenstein's blast to the opposite field snapped a tie that had existed since the top of the sixth when the Angels had knotted the score at three apiece.

Doug DeCinces led off the 10th with a single and was sacrificed to second by Rich Dauer. After pinch-hitter Terry Crowley had flied out, Al Bumbry was passed intentionally. Then, Lowenstein, who had gone 2-for-2 with a home run and two rbi against Montague (when he was with Seattle) during the season, batted for Mark Belanger and on an 0-2 pitch sliced his game winning home run into the left field corner to produce the 6-3 win. Manager Earl Weaver couldn't contain his emotion as he rushed out to the field to accompany Lowenstein on the last leg of his journey to home plate.

Don Stanhouse who pitched a perfect 10th inning in relief of Jim Palmer was the winning pitcher. Palmer was touched for seven hits three runs (all earned), walked two and fanned three in his nine inning stint.

The Angels, who had played their first regular season game ever at Memorial Stadium ('61) and were now back in Baltimore for their first post-season game, jumped on top in the first on a solo home run by Dan Ford to left-center. California went up 2-0 in the third on a two out rally featuring a Rick Miller infield hit, a passed ball and an rbi double by Ford.

Angels righthander Nolan Ryan who struck out the first four batters he faced and retired the first six hitters (five on k's) ran into undeserved trouble in the third. Bobby Grich muffed DeCinces' lead off pop fly in short right for a two base error. One out later Rick Dempsey doubled home the O's first run and with two down Belanger's single tied the score.

The O's went ahead in the fourth without a hit by combining a walk to Pat Kelly, a stolen base, a wild pitch by Ryan and a DeCinces sacrifice fly. In the sixth Grich atoned for his earlier error with a game tying double scoring Rod Carew who had singled.

Ryan then held the O's scoreless before retiring after seven innings in which he yielded only four hits and one earned run while striking out eight (all in first four innings). Montague, the former Orioles farmhand, breezed thru the eighth and ninth, then fell victim to Lowenstein an inning later.

Notes: Ford became the fourth in LCS history to homer on his first official at bat, joining Frank Robinson ('69), Norm Cash ('72) and Joe Morgan ('72). . . Weaver became the first manager to participate in six LCS while Palmer tied Catfish Hunter and Don Gullett by pitching in his sixth LCS. Palmer also set an LCS mark for most lifetime strikeouts (46). . . Ryan matched John Candelaria's LCS ('75) record by fanning the first four batters.

Game No. 2 . . . Oct. 4 at Baltimore

CALIFORNIA	1	0	0	0	0	1	1	3	2	8	10	1
BALTIMORE	4	4	1	0	0	0	0	0	0	9	11	1

FROST (L), Clear (2), Aase (8); FLANAGAN (W), Stanhouse (8).
HRs: Ford; Murray Time: 2:51 Attendance: 52,108

The Orioles broke out with nine runs in the first three innings off starter Dave Frost and reliever Mark Clear to take a 9-1 lead; then barely survived a late California comeback that ended with the bases loaded and one run shy in the ninth.

After Ford's second first inning homer in two days, Mike Flanagan held the Angels scoreless thru five. Meanwhile, the Birds teed off for four in the first on run-producing singles by Eddie Murray, Kelly and DeCinces and a Ford throwing error; then added four more in the second, on an rbi single by Kiko Garcia and Murray's three run blast off Clear.

59

1979 AMERICAN LEAGUE CHAMPIONSHIP SERIES REVIEW (Cont.)

Garcia who was to set two fielding records this night gave the Birds their eight run bulge in the third with his second rbi safety.

Flanagan, who retired 15 in a row after Ford's home run, gave up single runs in the sixth and seventh but still led 9-3. In the eighth a walk, a Murray error and a single produced another Angel run and with none out Stanhouse relieved Flanagan. Before retiring the side, "Stanley" allowed two more runners to cross (both charged to Flanagan).

The O's were still protecting a 9-5 lead when former Oriole Larry Harlow opened the ninth with a walk. After Miller forced Harlow, Willie Davis doubled Miller to third. Rod Carew bounced to Dauer, scoring Miller while Davis moved up; then Carney Lansford whose single in the eighth had ko'd Flanagan, sent a basehit to right narrowing the gap to one.

Ford followed by bouncing a single to left and when Lansford, enroute to third, drew a throw, Ford motored into second to put the tying and lead runs in scoring position. Stanhouse then passed Don Baylor intentionally to load the bases, but the game ended moments later when Downing, the A. L.'s third leading hitter, hit a ground ball to DeCinces who tagged Ford for the final out.

Notes: In addition to two hits and two rbi, Garcia set a pair of ALCS records with nine assists and 11 total chances at shortstop. He tied the LCS mark for assists set by Bill Russell in '74 but was short of the Dodger shortstop's LCS record for chances (13)...The 17 runs represented an ALCS record and matched the LCS standard set by the Mets (11) and Braves (6) in '69.

Game No. 3 . . . Oct. 5 at California

BALTIMORE	0 0 0	1 0 1	1 0 0	3 8 3
CALIFORNIA	1 0 0	1 0 0	0 0 2	4 9 0

D. Martinez, STANHOUSE (9) (L); Tanana, AASE (6) (W).
HR: Baylor Time: 2:59

Attendance: 43,199

The O's were only two outs away from winning the ALCS in three straight, but a two-run rally in the bottom of the ninth at Anaheim gave the Angels their first post-season game win in history.

Dennis Martinez who had lost eight of his last nine regular season decisions was leading 3-2 after retiring ninth inning lead-off man Baylor on a fly ball. However, Carew followed with a double to left-center, and Stanhouse came on for the third straight day. He promptly walked Downing, to put the winning run on first. Grich then lined a drive to short center. Bumbry charged it, got the ball in his glove knee high, then dropped it for an error. As the ball rolled away from him, Carew who had been running after the ball was hit and probably would have been doubled off second had the ball been caught, scampered home with the tying run while Downing stopped at second.

Harlow, the third ex-Oriole to bat in the inning along with Baylor and Grich, ended it by slicing a double to left scoring Downing.

California had taken an early lead in the first inning when Ford singled home Lansford for his third straight first-inning rbi, but Lee May tied it for the Birds in the fourth with a single off Frank Tanana.

In the bottom of the same inning Baylor hit a solo homer, but the O's again drew even two innings later on a DeCinces sacrifice fly off Don Aase who had just relieved Tanana with the bases loaded and none out. The Birds re-loaded the bases when Aase walked Lowenstein, but the threat was nullified when Miller caught Dauer's fly ball, then threw out Murray at the plate for an inning-ending double play.

Game No. 4 . . . Oct. 6 at California

BALTIMORE	0 0 2	1 0 0	5 0 0	8 12 1
CALIFORNIA	0 0 0	0 0 0	0 0 0	0 6 0

McGregor (W); KNAPP (L), La Roche (3), Frost (4), Montague (7), Barlow (9).
HR: Kelly Time: 2:56

Attendance: 43,199

The Orioles captured their fifth American League pennant and first since 1971 by beating the Angels in game four, largely through the efforts of two native Californians, Scott McGregor and Doug DeCinces. McGregor threw a six-hit shutout, fanned four, walked one and threw only 118 pitches, and DeCinces made a sensational fielding play that killed the Angels only serious threat, in the fifth inning.

1979 AMERICAN LEAGUE CHAMPIONSHIP SERIES REVIEW (Cont.)

While McGregor and DeCinces were holding California, the rest of the O's jumped on starter Chris Knapp and four other hurlers for 12 hits including a three-run homer by Pat Kelly (off Montague) which climaxed a five run seventh that put the game out of reach.

As it turned out, the O's scored all the runs they needed in the third off Knapp on Singleton's sacrifice fly and Murray's run scoring single, then added a third run in the fourth on doubles by DeCinces and Dempsey.

After allowing only one hit in the first four frames, McGregor ran into difficulty in the fifth when with none out, Downing and Grich singled and Rettenmund walked to load the bases. After Miller flied to Roenicke in shallow left, shortstop Jim Anderson hit a hard smash down the third base line that could well have been a game-tying three run double. However, DeCinces dived to his right, made the stop, hooked the bag with his leg for the force on Grich, then got up and threw out Anderson to end the inning and stifle the Angel rally. It was a play worthy of Brooks Robinson at his very best.

With that trouble behind him, McGregor coasted over the last four innings, fanning Downing for the final out in the ninth to become the only pitcher other than Jim Palmer to win a pennant for the Baltimore Orioles.

Notes: During the series Mark Belanger extended several ALCS records he had already held at shortstop including: most games (21), most assists (69), most chances (100)... He also holds ALCS records for consecutive errorless games (20, ended), most putouts (31) and is tied among shortstops with Bert Campaneris for most ALCS (6).

The O's were 12-4 on the year vs. California counting both regular and post-season games... Among regulars the leading hitters in the ALCS were Murray (.417, 5-for-12) and Carew (.412, 7-for-17)... Murray was the leading rbi producer (5) and Ford was tops in homers (2).

1979 WORLD SERIES REVIEW

Game No. 1 . . . Oct. 10 at Baltimore

PITTSBURGH	0 0 0	1 0 2	0 1 0	4 11 3
BALTIMORE	5 0 0	0 0 0	0 0 x	5 6 3

KISON (L), Rooker (1), Romo (5), D. Robinson (6), Jackson (8); FLANAGAN (W).
HRs: Stargell, DeCinces Time: 3:18 Attendance: 53,735

After the series opener was delayed a day because of rain, the rematch between the 1971 title contestants got underway at Memorial Stadium. The temperature at gametime was 41 degrees and Baltimore had recorded its earliest snowfall in history that morning, but that didn't affect the hot Orioles' bats in the first inning. The Birds scored five times in the opening frame, and Mike Flanagan went the route, holding on for a 5-4 victory despite three Baltimore errors.

The Pirates, who had swept the Cincinnati Reds in the NLCS, had fielding problems of their own in the first inning, leading to an early shower for Bruce Kison. Bumbry singled on the first pitch and after Belanger walked, Singleton bounced back to Kison, who bobbled the ball and threw to first in time but missed a possible double play. Murray walked and the Pittsburgh miscues continued when second baseman Phil Garner threw away John Lowenstein's grounder allowing two runs to cross. Kison then uncorked a wild pitch to score Murray, and DeCinces followed with a two-run homer to make it 5-0. Jim Rooker, Enrique Romo, Don Robinson, and Grant Jackson stopped the O's on three hits the rest of the way.

Pittsburgh touched Flanagan for a run in the fourth, on two singles and Willie Stargell's ground-out, and two more in the sixth. The Bucs had two on with two out when DeCinces bobbled Steve Nicosia's grounder to load the bases, and Garner followed with a two-run single. DeCinces then misplayed Lee Lacy's grounder to tie a series record for most errors by a third baseman in one inning, but Flanagan averted further trouble by getting Omar Moreno on a fly ball.

Stargell homered to lead off the eighth and cut the margin to one. Then Flanagan pitched his way out of jams in each of the final two innings. The Pirates stranded 10 runners overall, including Dave Parker, who was 4-for-5, at third in the ninth.

1979 WORLD SERIES REVIEW (Cont.)

Game No. 2 . . . Oct. 11 at Baltimore

PITTSBURGH	0	2	0	0	0	0	0	1	3	11	2	
BALTIMORE	0	1	0	0	0	1	0	0	0	2	6	1

Blyleven, D. ROBINSON (7) (W), Tekulve (9) (SV); Palmer, T. Martinez (8), STANHOUSE (9) (L).
HR: Murray Time: 3:13 Attendance: 53,739

Thirty-five-year-old Manny Sanguillen became the hero of game two when he lined a two-out pinch single to right in the top of the ninth to give the Pirates a 3-2 win.

The starters, Bert Blyleven and Jim Palmer, engaged in a pitcher's duel over the first six innings. The Bucs got on the board for two runs in the second on singles by Willie Stargell, John Milner, and Bill Madlock and a sacrifice fly by Ed Ott. The O's made it 2-1 in the bottom of that inning on Murray's homer and tied the contest in the sixth on Singleton's base hit followed by Murray's double. Eddie advanced to third on a grounder but was thrown out at the plate trying to score on Lowenstein's fly when Parker gunned a perfect strike to Ott.

Both teams left the bases loaded in the seventh, and the Orioles had two on with nobody out in the eighth before Lowenstein grounded into a double play to end the threat.

In the Pirate ninth, Bill Robinson led off against Tippy Martinez with a pinch single, and Weaver summoned Stanhouse. Pinch-runner Matt Alexander was caught stealing and Madlock flied out, but Ott kept Pittsburgh alive with an infield hit. Garner walked and then Sanguillen, who had only four rbi all season, delivered the winning blow. Ace reliever Kent Tekulve retired the O's in order in the ninth, and the series moved to Pittsburgh tied at a game apiece.

Game 3 . . . Oct. 12 at Pittsburgh

BALTIMORE	0	0	2	5	0	0	1	0	0	8	13	0
PITTSBURGH	1	2	0	0	0	1	0	0	0	4	9	2

McGREGOR (W); CANDELARIA (L), Romo (4), Jackson (7), Tekulve (8).
HR: Ayala Time: 2:51 Attendance: 50,848

Rain fell for the third time in as many series games, but for the Orioles it had a positive effect. The Birds trailed, 3-2, when a downpour stopped play for 67 minutes in the middle of the third inning. When the contest resumed, the O's came alive at the plate and Scott McGregor, who had allowed three runs in the first two frames, held the Bucs to four hits the rest of the way to win, 8-4.

Pittsburgh opened the scoring in the first on a double by Moreno, a controversial balk call on McGregor and Parker's sacrifice fly. The Pirates increased the margin to 3-0 in the second on singles by Stargell and Nicosia and Garner's two-run double.

The Orioles cut the advantage to 3-2 in the third on a walk to Kiko Garcia and Benny Ayala's home run. But they exploded after the rain delay with five runs in the fourth, the big blow coming off the bat of Garcia, who delivered a bases-loaded triple to right. Romo replaced Candelaria and hit Bumbry with a pitch before Singleton singled home Garcia. Bumbry scored the final run of the inning on an infield out, and the Birds led, 7-3.

Pittsburgh got one back in the sixth on a double by Stargell and a single by Madlock, but McGregor was untouchable from that point on as he retired the last 11 batters. Baltimore's final run came in the seventh on Dempsey's double and a single by Garcia, his fourth hit and run batted in of the contest.

Game 4 . . . Oct. 13 at Pittsburgh

BALTIMORE	0	0	3	0	0	0	0	6	0	9	12	0
PITTSBURGH	0	4	0	0	1	1	0	0	0	6	17	1

D. Martinez, Stewart (2), Stone (5), STODDARD (7) (W); Bibby, Jackson (7), D. Robinson (8), TEKULVE (8) (L).
HR: Stargell Time: 3:48 Attendance: 50,883

The Oriole's bench, which pulled games out of the fire all year, responded to the call once again in game four. Trailing, 6-3, the Birds sent 11 men to the plate and scored six runs in the eighth to win, 9-6. Reliever Tim Stoddard slammed the door on the Pirates' 17-hit attack over the final three innings.

1979 WORLD SERIES REVIEW (Cont.)

The Bucs ripped into Dennis Martinez in the bottom of the second. Stargell led off the inning with a long homer to center, his second of the series. Milner singled and Madlock and Ott stroked back-to-back ground-rule doubles to score two more runs. Garner singled and, although Ott was tagged out in a run down, that was the end for Martinez. Sammy Stewart came in and surrendered a single to Moreno, scoring Garner with the fourth run of the inning.

Baltimore struck back for three in the third off Jim Bibby when Garcia continued his torrid hitting with a two-run double and Singleton doubled him home. But the Pirates increased their lead with single runs off Steve Stone in the fifth and sixth innings on rbi doubles by Milner and Parker.

Bibby held the O's in check for four innings before Garcia and Singleton opened the eighth with base hits off reliever Don Robinson. Murray forced Singleton at second, but DeCinces walked to load the bases. Tekulve replaced Robinson, and Lowenstein greeted the side-winding righty by smashing a pinch double to right to score Garcia and Murray. Billy Smith batted for Dauer and was intentionally walked, and Weaver went to his bench for a third time, sending Terry Crowley to the plate to bat for Dave Skaggs. "Crow" delivered the O's fourth series' pinch hit in five at bats, a double to right to score DeCinces and Lowenstein with the go-ahead runs.

With a 7-6 lead, Weaver elected to let Stoddard hit for himself, and the 6-foot-7 reliever collected his first hit in professional baseball (he was 0-for-9 in the minors), a single to right, scoring Smith. Crowley then came across on Bumbry's grounder, and Stoddard went back to pitching, shutting the Pirates out the rest of the way.

Game No. 5 . . . Oct. 14 at Pittsburgh

BALTIMORE	0	0	0	0	1	0	0	0	0	1	6	2
PITTSBURGH	0	0	0	0	0	2	2	3	x	7	13	1

FLANAGAN (L), Stoddard (7), T. Martinez (7), Stanhouse (8); Rooker, BLYLEVEN (6) (W).
HRs: None Time: 2:54 Attendance: 50,920

After smashing 25 hits in the first two games at Three Rivers Stadium, the Orioles were held in check by Jim Rooker and Bert Blyleven in game five as the duo combined to beat the O's on a six-hitter, 7-1, and send the series back to Baltimore.

Rooker, who was starting in place of the injured Bruce Kison, and Mike Flanagan were locked in a pitcher's duel for four innings before the Birds scored in the fifth. Gary Roenicke doubled, DeCinces singled, and Dauer grounded into a double play to bring in Roenicke.

Flanagan worked his way out of trouble in the Pirates' fifth but was not as fortunate in the sixth when the Bucs scored twice. A walk to Foli, a single by Parker, a sacrifice bunt by Bill Robinson, and a sacrifice fly by Stargell brought one run home, and a single by Madlock accounted for the second.

Pittsburgh scored two more in the seventh off relievers Tim Stoddard and Tippy Martinez on an rbi triple by Foli and a double by Parker. The Pirates continued to destroy the Orioles' pitching the next inning with a three-run outburst. Garner singled to drive in one run, and Foli's smash through the middle accounted for two more. The Bucs had 13 hits on the day including a perfect 4-for-4 for Madlock.

Blyleven relieved Rooker at the start of the sixth inning and allowed only three hits the rest of the way.

Game No. 6 . . . Oct. 16 at Baltimore

PITTSBURGH	0	0	0	0	0	0	2	2	0	4	10	0
BALTIMORE	0	0	0	0	0	0	0	0	0	0	7	1

CANDELARIA (W), Tekulve (7) (SV); PALMER (L), Stoddard (9).
HRs: None Time: 2:30 Attendance: 53,739

Once again, the Orioles were stymied by Pirates' pitching as John Candelaria and Kent Tekulve combined to pitch the first world series shutout since 1975, 4-0, and force the seventh game.

It was another pitcher's duel as Candelaria and Jim Palmer threw blanks for six innings, although the Orioles had at least one hit in every inning but the second. However, the Pirates broke through in the seventh. Moreno singled with one out and Foli reached on an infield hit, a high bouncer over the mound that got by Garcia. Parker then hit a hard hopper towards second, but the ball skipped past Dauer at the last instant, and Moreno came in with the first run. Foli went to third on that play and scored on Stargell's sacrifice fly.

1979 WORLD SERIES REVIEW (Cont.)

The Bucs got two more off Palmer in the eighth as Ott singled, Garner bounced a ground-rule double over the left field fence, Bill Robinson hit a sacrifice fly to bring Ott home, and Moreno stroked his third hit of the contest to score Garner.

Tekulve faced only ten men over the final three innings to pick up his second save of the series. In the bottom of the eighth, Weaver went to his pinch-hitting corps that had been so successful in game four, but this time Lowenstein, Kelly, and Crowley went down in order.

Game No. 7 . . . Oct. 17 at Baltimore

PITTSBURGH	0	0	0	0	0	2	0	0	2	4	10	0
BALTIMORE	0	0	1	0	0	0	0	0	0	1	4	2

Bibby, D. Robinson, (5), JACKSON, (5) (W), Tekulve (8) (SV); MCGREGOR (L), Stoddard (9), Flanagan (9), Stanhouse (9), T. Martinez (9), D. Martinez (9).
HRs: Stargell, Dauer Time: 2:54 Attendance: 53,733

On October 17, 1971, Willie Stargell's eighth-inning single drove in the deciding run as Pittsburgh edged Baltimore, 2-1, for the world championship. Eight years later to the day, Stargell was at it again.

With the Bucs trailing, 1-0, the 38-year old Pirates captain hit a two-run homer in the sixth inning, and the Bucs went on to capture their fifth world championship with a 4-1 victory. Pittsburgh also became only the fourth team in major league history to win the world series after being down three games to one, joining the 1925 Pirates, the 1958 Yankees, and the 1968 Tigers.

The early innings were dominated by starters Jim Bibby and Scott McGregor as the lone run came on a Dauer homer leading off the bottom of the third.

Pittsburgh had managed only two singles off McGregor when Bill Robinson singled with one out in the sixth. Stargell then walloped the first pitch over the right field fence for his third homer of the series.

After stranding two runners against reliever Grant Jackson in the sixth, the Orioles threatened in the eighth. Pinch-hitter Lee May and Bumby walked with one out. Tekulve replaced Jackson, and the two runners advanced on Crowley's ground out. Singleton was intentionally walked to bring up Murray, who had been hitless in his last 20 series at bats. Murray lined a shot deep to right, and Parker stumbled as he broke back, but he recovered in time to make the catch.

Two more Pirates runs came across in the ninth as Weaver used a series record five pitchers in an attempt to stop the Bucs. Moreno singled off Flanagan for one run, and Robinson was hit by Dennis Martinez with the bases loaded to bring home the other. The Birds went down in order in the ninth as Tekulve recorded his third save.

Stargell was a unanimous choice as series most valuable player with his three homers, seven runs batted in, and .400 batting average which included a 4-for-5 effort in the final game. He was the fourth player to enjoy a four hit game in the 1979 world series (Parker, Garcia, Madlock).

The Orioles scored only two runs on 17 hits in the last three games and wound up with a .232 average for the series.

ORIOLES AND THE RE-ENTRY DRAFT

Year	O's Players Eligible	Signed With
1976	Wayne Garland (p) Bobby Grich (2b) Reggie Jackson (of) Royle Stillman (of)	Cleveland California New York (AL) Chicago (AL)
1977	Dick Drago (p) Ross Grimsley (p) Elliott Maddox (of)	Boston Montreal New York (NL)
1978	Al Bumby (of)	Baltimore
1979	Don Stanhouse (p)	Los Angeles
	Players Signed by O's	Previous Club
1976	Billy Smith (if)	California
1978	Steve Stone (p) Al Bumby (of)	Chicago (AL) Baltimore

ORIOLES PLAY-BY-PLAY BROADCASTS

Announcers

WFBR Radio (1300)

Chuck Thompson, Bill O'Donnell and Tom Marr

WMAR Television (Ch. 2)

Chuck Thompson, Bill O'Donnell and B. Robinson

WMAR, now in the second year of a four year agreement with the Orioles, will televise one spring training exhibition and 54 regular season games, including five at Memorial Stadium, in '80.

Prior to '79, Orioles games in Baltimore had been televised by WJZ (Ch. 13) for 15 straight seasons.

Full season sponsors of Orioles Baseball on Channel 2 in '80 will be: Budweiser, Toyota, Gulf Oil Co., Maryland National Bank, Baltimore Oldsmobile Dealers, J.C. Penney, Equitable Trust Bank, Allegheny Pepsi Bottling Co., Blue Cross of Md., Savings Bank of Baltimore and Suburban Maryland Ziebert Dealers.

WFBR is also in the second year of a four year contract to carry Orioles games. In addition to 10 spring exhibitions (see schedule opposite rear inside cover), WFBR will carry all regular season games, home and away.

WFBR is the flagship station of a 60 station network that will carry all or part of the Orioles schedule this season.

Last year WFBR replaced WBAL as the O's originating station on radio. WBAL had handled Orioles broadcasts for 22 straight seasons.

Full season sponsors of the Orioles baseball broadcasts on WFBR this year will be: Joseph A. Schlitz Brewing Company, Chevrolet, Crown Central Petroleum, Alban Tractors, Equitable Trust Bank, White Coffee Pot, Holiday Inn, American National Building & Loan.

PLAY-BY-PLAY ANNOUNCERS

CHUCK THOMPSON

Chuck Thompson was born in Palmer, Mass., grew up in Reading, Pa., and has lived in the Baltimore area for the past 31 years. This is his 21st season as a play-by-play announcer for the Orioles.

During his 38 years in the business, Chuck has done play-by-play, on radio and television, for baseball, football, basketball, golf, and ice hockey. He's been named the outstanding sportscaster in Maryland by the National Sportscasters and Sportswriters Association on numerous occasions.

Chuck began his announcing career in 1939 at WEEU in Reading. Three years later he became a staff announcer for WIBG in Philadelphia, where he covered Temple University football.

After seeing combat in three major European campaigns for the U.S. Army in World War II, he returned to Philadelphia to describe the action of the Phillies and A's, Warriors, Eagles, and Rockets (ice hockey).

He came to Baltimore in 1949 to do play-by-play for the International League Orioles, the Baltimore Bullets, U.S. Naval Academy football, and the Colts in the All-America Conference.

In 1955 Chuck joined the National Brewing Company's team of announcers and during the 24 years of that association did American League Orioles baseball for 19 years ('55-'56 and '62 thru '78), Colts football, Washington Senators baseball (1957-61), and the NBC-TV "Game-of-the-Week" (1959-60).

His versatile career contains many highlights. In December, 1958, he covered the Colts-Giants "sudden death" NFL championship game, and a month later he was on the 18th green at Pebble Beach, California, to describe the Bing Crosby Golf Tournament for ABC-TV.

Chuck was selected by NBC to do the radio broadcast of the 1960 World Series between the Yankees and the Pirates, and he was behind the mike when Bill Mazeroski hit his decisive homer at Forbes Field to win that classic for Pittsburgh.

In 1965, for CBS-TV, he worked the Colts-Packers "sudden death" playoff game for the NFL's western division championship.

And, he covered the first four world series in which the Orioles were involved.

Chuck is a golf and fishing enthusiast. He and his wife, Rose, have three children and five grandchildren.

TWO WINS IN ONE DAY

Wes Stock is the only pitcher to have won both ends of a doubleheader in an Orioles uniform. He did it on May 26, '63 in Cleveland. However, Joe Kerrigan also won two games in the same day on Sep. 8, '76 while pitching for the Expos in St. Louis against the Cardinals. . . They were his first two major league victories, and his only two wins that year for Montreal.

BILL O'DONNELL

Bill O'Donnell, a veteran of 30 years in sports broadcasting, is in his 15th season as an Orioles' play-by-play announcer.

The New York City native joined the Birds' broadcast team in 1966 (the year of the club's first world championship) after 13 years as the voice of Syracuse University football. He also worked basketball for the Orangemen as well as Eastern League and International League baseball during that period.

Bill graduated from Fordham Prep (N.Y.) and was majoring in classical studies and languages at Fordham University when he joined the U.S. Marine Corps during World War II. His service tour included a stint as sports editor of the *Navy News* while on Guam.

Upon discharge, he completed his education at Mohawk College (Utica, N.Y.), then began his broadcasting career in 1950 by doing the play-by-play for the Pocatello, Idaho club in the old Pioneer League. In Pocatello he also broadcasted football, basketball, and boxing for Idaho State University.

Since then there is very little he hasn't done in baseball, basketball, and football, collegiate or professional, at the local, regional, or nationwide network levels. He was a member of NBC-TV's baseball "Game-of-the-Week" team from 1969 to 1976, covered the 1975 American League Championship Series between Boston and Oakland for NBC television, and worked the 1969 and 1971 World Series for NBC radio and television.

His extensive basketball background includes numerous ECAC telecasts (1964-73), and since 1974 he's handled NCAA contests for TV. In addition, for two seasons he did television play-by-play for the Cleveland Cavaliers of the NBA.

Bill's football experience includes three years of radio play-by-play for the Baltimore Colts (1966-68) and six years as a member of NBC-TV's NFL crew. On the collegiate level he has worked NCAA telecasts for ABC, described Notre Dame football for the school's television network, more recently he has done college basketball and football for ESPN cable TV network and college basketball for TV's NBC.

An avid reader, Bill is married to the former Patricia Martin. They have five children and one grandchild.

BROOKS ROBINSON

Born and raised in Little Rock, Ark., but has lived for many years in Lutherville, Baltimore County.

He'll be doing color on tv with Chuck Thompson and Bill O'Donnell for third straight year (and second year on WMAR-TV, Ch. 2).

He is also active as a vice-president of Personal Management Associates (PMA) and as a special assistant with the Crown Central Petroleum Company.

PMA is a Baltimore firm which provides athletes with advice and assistance in all areas of their professional, financial and personal lives. At PMA he works with Ron Shapiro, Mark Belanger and Colts linebacker Stan White.

Last Season, '77: Brooks signed in '77 as a player-coach and played sparingly. Then on Aug. 21, he became a coach exclusively when he went on the voluntarily retired list to accommodate the return of Rick Dempsey to active duty after a siege on the disabled list.

Brooks' 268th and last home run was one of the most dramatic and emotional in O's history. It was on Apr. 19, '77. The O's were hosting Cleveland, and were trailing 5-2 going into the 9th... Lee May singled one run across with one out, then Brooks came up with two on and one out as pinch-hitter for Larry Harlow.

He worked the count to "3 and 2", fouled off a few more pitches, then homered into the left field stands off lefty Dave LaRoche to produce a 6-5 "sudden death" victory.

His last plate appearance occurred as a pinch-hitter at Cal. on Aug. 5, and his last base hit was a June 3 seventh inning single off lefty Steve Mingori at K.C.

An Orioles' record regular season crowd of 51,798 attended "Thanks, Brooks" Day on Sunday, Sep. 18, against the Red Sox to pay tribute to the most important and most beloved Oriole of all time.

Winding Down-'76: Brooks started the season at third base, but in early July, Doug DeCinces became the regular third baseman.

BIG LEAGUE CAREER

Brooks officially spent 20 years and 72 days as a player in the American League, spanning 23 seasons.

Games: He played in 2,896 Orioles' games. Only Ty Cobb with 3,033 has played more in A.L. history... He played in more games with one team than any other in A.L. annals... Only two others in the major

leagues have seen more service with one franchise: Hank Aaron (3,298, Braves) and Stan Musial (3,026, Cardinals).

Durability: Brooks played in 97% of all Orioles' games from July 9, '59 (when he returned from the minors for the last time) thru May 16, '76, a period of more than 16½ years.

Opening Days: He started 20 consecutive opening day games for the O's from '57 thru '76, and batted .316 (25-for-79) with six homers and 17 rbi.

Homers/RBI: He led the A.L. in rbi (118) in '64 and also achieved a career high with 28 homers that year... He hit 17 or more home runs nine times, and holds the A.L. record for most homers by a third baseman (266—two were as a pinch-hitter)... He also has record for most homers in Memorial Stadium (139).

He hit six grand slams, four of them in Baltimore.

Batting: He holds A.L. record for most sacrifice flies lifetime (114)... Among his many O's club records are: by season—most consecutive hits (8, twice), games (163, twice), at bats (668), hits (194) and doubles (38).

He holds club career records for games, at bats, runs, hits, doubles, triples, total bases, rbi and extra base hits.

Fielding: He committed only 263 errors in 9,165 chances at third base for a lifetime percentage of .971... He appeared in a total of 24 games at second, and five at short, but played third base exclusively after '63.

He started three triple plays, all of the ground ball "around the horn" variety, and was the batter in four of the 11 triple plays hit into by the O's. Only one of those was "around the horn".

M.L. Lifetime Records, 3B: Highest fielding pct., 100 or more games (.971)... most seasons (23)... most games (2,871)... most chances, excluding errors (8,902)... most putouts (2,697)... most assists (6,205)... most double plays (618)... most seasons leading league in games (8)... most seasons leading league in assists (8).

A.L. Lifetime Records, 3B: most seasons leading league in fielding (11)... most seasons leading league in chances, excluding errors (8 tie)... most home runs (266)... most games, season (163, '61 and '64).

Gold Gloves: He won 16 straight "gold gloves" from '60 thru '75... The string was snapped by Detroit's Aurelio Rodriguez in '76... Rodriguez, Boston's Frank Malzone ('57-'59), and New York's Graig Nettles ('77) were the only other third basemen to win A.L. gold gloves while Brooks was active.

Believe It or Not: Brooks made three errors in one inning against the A's in Baltimore on July 28, '71 (6th inning)... However, the O's won the game when Frank Robby hit a three run homer in the 9th to erase an 0-2 deficit.

All-Star Games: He played in 18 consecutive all star games from '60 thru '74 (including two per year in '60, '61, '62)... He had a lifetime all-star average of .289 (13-for-45), was the "mvp" in '66 (at St. L.) and nearly won two other such awards in '64 at Shea Stadium and '70 at Cincinnati.

He hit one home run ('67 at Anaheim), three triples and did not make an error in 43 chances.

Brooks was elected to starting lineup in Gillette-sponsored fan vote four times ('71, '72, '73, '74) and started a total of 11 games... He led A.L. players in votes in '71 and had his last hit that year (at Detroit).

Post-Season Play: Brooks played in all 39 post-season games in which the O's were involved while he was with the club... He batted a composite .303 (44-for-145) in 18 ALCS and 21 world series games.

WS: He homered in his first world series at bat in first inning at Dodger Stadium in '66, immediately following Frank's two-run homer (both were off Don Drysdale).

He was a landslide "mvp" in '70 vs. Reds... He hit .429 (9-for-21) and was brilliant on defense.

He errored on first fielding chance then handled 23 more flawlessly, many of them sensationally... He stole at least two hits each from Johnny Bench and Lee May... It was during the series that Lee gave him the nickname "Hoover" (as in vacuum cleaners).

Brooks was also among leading hitters in '71 world series vs. Pirates (.318) Overall, he made three errors in 76 world series chances.

ALCS: After his first three ALCS (O's swept them all), he had a .486 average (18-for-37)... His last hit in post-season competition was a home run off "Catfish" Hunter in the '74 ALCS.

BROOKS ROBINSON (Cont.)

MAJOR AWARDS

Most Valuable Player, A.L. ('64)...He finished second in '66 and third in both '60 and '65.

Most Valuable Player, World Series ('70)...Most Valuable Player, All Star Game ('66)...Most Valuable Oriole (4 times, '60, '62, '64, '71-shared with Frank Robby).

Commissioner's Trophy, now known as Roberto Clemente Memorial Award, as player best exemplifying the game of baseball ('72)...Joe Cronin Award, presented annually to A.L. player for significant achievement ('77).

Hickok Belt, Jan. '71..."Man of the Decade", Baltimore Advertising Club, Jan. '72..."Most Memorable Personality" in O's history by vote of fans, '75.

Orioles Hall of Fame, '77...He and Frank were the first to be named to the new Orioles' Hall of Fame originated in '77 by the Oriole Advocates...Since then Dave McNally and Boog Powell have been added.

PERSONAL

He was originally signed by the late Arthur Ehlers...Brooks and his wife, Connie, were married in 1960 and are the parents of four children: Brooks David (7/24/61), Chris (2/22/63), Michael (3/11/64) and Dianna (2/22/68).

Brooks' uniform, #5, was retired officially on opening day 1978, his first year in retirement.

Born: May 18, '37; 6'1"; 190; Batted, R; Threw, R.

YEAR CLUB	AVG.	G	AB	R	H	2B	3B	HR	RBI	BB	SO	SB	CS	HP
1955 York*	.331	95	354	72	117	17	3	11	67	47	64	1	6	
Baltimore	.091	6	22	0	2	0	0	0	1	0	10	0	0	0
1956 San Antonio	.272	154	577	72	157	28	6	9	74	54	57	1	2	4
Baltimore	.227	15	44	5	10	4	0	1	1	1	5	0	0	0
1957 Baltimore	.239	50	117	13	28	6	1	2	14	7	10	1	0	1
San Antonio	.266	33	124	10	33	5	1	1	9	5	16	0	1	0
1958 Baltimore	.238	145	463	31	110	16	3	3	32	31	51	1	2	5
Baltimore	.284	88	313	29	89	15	2	4	24	17	37	2	2	2
1959 Baltimore	.331	42	163	20	54	9	2	6	30	6	14	2	1	0
Vancouver	.294	152	595	74	175	27	9	14	88	35	49	2	2	0
1960 Baltimore	.287	163	668	89	192	38	7	7	61	47	57	1	3	4
1961 Baltimore	.303	162	634	77	192	29	9	23	86	42	70	3	1	1
1962 Baltimore	.251	161	589	67	148	26	4	11	67	46	84	2	3	1
1963 Baltimore	.317	163	612	82	194	35	3	28	118	51	64	1	0	4
1964 Baltimore	.297	144	559	81	166	25	2	18	80	47	47	3	0	2
1965 Baltimore	.269	157	620	91	167	35	2	23	100	56	36	2	3	5
1966 Baltimore	.269	158	610	88	164	25	5	22	77	54	54	1	3	4
1967 Baltimore	.253	162	608	65	154	36	6	17	75	44	55	1	1	4
1968 Baltimore	.234	156	598	73	140	21	3	23	84	56	55	2	1	3
1969 Baltimore	.276	158	608	84	168	31	4	18	94	53	53	1	1	4
1970 Baltimore	.272	156	589	67	160	21	1	20	92	63	50	0	0	3
1971 Baltimore	.250	153	556	48	139	23	2	8	64	43	45	1	0	0
1972 Baltimore	.257	155	549	53	141	17	2	9	72	55	50	2	0	3
1973 Baltimore	.288	153	553	46	159	27	0	7	59	56	47	2	0	3
1974 Baltimore	.201	144	482	50	97	15	1	6	53	44	33	0	0	1
1975 Baltimore	.211	71	218	16	46	8	2	3	11	8	24	0	0	1
1976 Baltimore	.149	24	47	3	7	2	0	1	4	4	4	0	0	0
1977 Baltimore														
M.L. Totals	.267	2896		1232	2842	482	68	268	1357	860	989	28	23	53
				10654										

* Signed by Baltimore as free agent on 6/1/55.

Championship Series Record

YEAR CLUB	AVG.	G	AB	R	H	2B	3B	HR	RBI	BB	SO	SB	CS	HP
1969 Baltimore	.500	3	14	1	7	1	0	0	0	0	0	0	0	0
1970 Baltimore	.583	3	12	3	7	2	0	0	1	0	1	0	0	0
1971 Baltimore	.364	3	11	2	4	1	0	1	3	0	1	0	0	0
1973 Baltimore	.250	5	20	1	5	2	0	0	2	1	1	0	0	0
1974 Baltimore	.083	4	12	1	1	0	0	1	1	1	0	0	0	0
C.S. Totals	.348	18	69	8	24	6	0	2	7	2	3	0	0	0

World Series Record

YEAR CLUB	AVG.	G	AB	R	H	2B	3B	HR	RBI	BB	SO	SB	CS	HP
1966 Baltimore	.214	4	14	2	3	0	0	1	1	1	0	0	0	0
1969 Baltimore	.053	5	19	0	1	0	0	0	2	0	3	0	0	0
1970 Baltimore	.429	5	21	5	9	2	0	2	6	0	2	0	0	0
1971 Baltimore	.318	7	22	2	7	0	0	0	5	3	1	0	0	0
W.S. Totals	.263	21	76	9	20	2	0	3	14	4	6	0	0	0

TOM MARR

Tom Marr, born and raised in Montgomery County, Maryland, is a veteran of 20 years in broadcasting and has spent the last 14 years with WFBR Radio in Baltimore.

Last year in addition to conducting a post-game show, Tom made his official debut as a major league play-by-play announcer although he did do six Orioles games from Japan when the Birds made their trip to the Orient in 1971.

He began his broadcasting career doing a high school sports show at WWDC in Washington, and later worked in radio stations in Rhode Island, Connecticut and Virginia before coming to WFBR.

Tom has an extensive radio-television background in both news and sports. He has broken several stories that have received national attention and has appeared twice on the CBS Evening News with Walter Cronkite.

From '69 to '75, Marr covered Baltimore's pro teams for the CBS Radio Network, supplying an average of more than 150 reports a year. For three years prior to joining the Orioles broadcasting team he was the weekend sports anchor at WMAR-TV.

When not involved with baseball, Tom still participates in WFBR's award winning discussion program, "Conference Call" as a regular panel member.

This year in addition to his pre-game, post-game and play-by-play responsibilities, he will host the "Earl Weaver Radio Show", 15 minutes before each game, and will work with Ken Singleton on Ken's weekend radio shows throughout the season.

Tom is a graduate of Montgomery Blair High School in Silver Spring and a veteran of the U.S. Marine Corps. He is married and the father of five children. His wife, Sharon, is a Baltimore City Police Officer.

100 RBI: During the O's first seven years ('54 thru '60), the O's did not spawn a 100 rbi producer...In 1961, Jim Gentile broke the barrier with gusto while accumulating 141 rbi, still a club record. Since then five different players have driven in 100 runs nine times: Boog Powell (3 times), Brooks and Frank Robinson (twice each), Lee May and Ken Singleton (once each).

By Year: 1961—Gentile (144)...1964—Brooks (118)...1966—Frank (122), Powell (109) and Brooks (100)...1969—Powell (121) and Frank (100)...1970—Powell (114)...1976—May (109)...1979—Singleton (111).

"ORIOLES DESIGNATED HITTERS"

Last September, a select committee of Baltimoreans, spearheaded by Mayor William Donald Schaefer, formed the "Orioles Designated Hitters," an organization to be comprised of area business men and women for the purpose of selling season tickets.

At this writing, 16 of approximately 45 candidates have qualified for membership, and it is anticipated there will be a total of 25 by opening day.

Generally, to attain membership, a candidate must sell a minimum of 90% of the current season holders assigned to him (or her) plus 40 new season tickets. Membership is for one year only and everyone will be required to meet similar standards annually to remain a "D.H."

Rewards for members will include a trip for two to spring training in Miami, a special custom blazer, use of a new "sky box" constructed on the mezzanine (press) level, and valuable individual prizes for the top ticket sellers.

The "Designated Hitters" program is modeled closely after the highly successful "Royal Lancers," conceived more than a decade ago by K.C. Royals' owner Ewing Kauffman. In fact, it was Mr. Kauffman who delivered the keynote speech at the first official meeting of the "Designated Hitters" last September.

Mayor Schaefer and three charter members—Owen Daly, Bill Beasman, and Chris Hartman, along with Al Harazin and Bob Aylward of the Orioles have been instrumental in organizing and administering the "Designated Hitters."

Baltimore Chapter

BASEBALL WRITERS ASSOCIATION OF AMERICA

JIM HENNEMAN, Evening Sun, Chairman

KENT BAKER, Morning Sun
*GORDON BEARD, Associated Press
†EDWIN BRANDT
DOUG BROWN, Evening Sun
†RUSS BROWN, News-American
JIM ELLIOT, Morning Sun
NEAL ESKRIDGE, News-American
ALAN GOLDSTEIN, Morning Sun
LOU HATTER, Morning Sun
PHIL JACKMAN, Evening Sun

*BOB MAISEL, Morning Sun
KEN NIGRO, Morning Sun
PETER PASCARELLI, News American
†JOHN SEARS, Evening Sun
DAN SHAUGHNESSY, Wash. Star
SEYMOUR SMITH, Morning Sun
*JOHN STEADMAN, News-American
*BILL TANTON, Evening Sun
TOM WHITFIELD, U.P. International
†Executive Sports Editor

*Sports Editor

SAM LACY is sports editor of the Baltimore Afro-American.

PRINCIPAL RADIO-TELEVISION SPORTS COMMENTATORS IN BALTIMORE

TELEVISION: WMAR (Ch. 2)—DON ELLISON (S.D.) and TED PATTERSON... WJZ (Ch. 13)—KLAUS WAGNER (S.D.) and RANDY BLAIR... WBAL (Ch. 11)—VINCE BAGLI (S.D.) and CHRIS THOMAS.

RADIO: WFBR (1300)—CHARLIE ECKMAN (S.D.) and TOM MARR... WBAL (1090)—JIM WEST (S.D.)... WCAO (600)—BOB BARTEL (S.D.)... WCBM (680)—TOM DAVIS and NEAL ESKRIDGE... WPOC-FM (93.1)—TOM CHECHE.

PRINCIPAL WASHINGTON, D.C. BASEBALL WRITERS

WASHINGTON POST: GEORGE SOLOMON (S.E.), GEORGE MINOT (Ass't. S.E.), LEN SHAPIRO (Ass't. S.E.), O. D. WILSON (Ass't. S.E.), TOM BOSWELL, KEN DENLINGER, DAVE DUPREE, BOB FACHET, JOHN FEINSTEIN, DAVE KINDRED, BARRY LORGE, DAN SHAUGHNESSY, MORRIE SIEGEL, BYRON ROSEN, and NANCY SCANNELL.

WASHINGTON STAR: DAVE SMITH (S.E.), HOWARD SMITH (Dep. S.E.), STEVE BUTCHOCK, BRYAN BURWELL, TOM CALLAHAN, STEVE HERSHEY, JACK MANN, JOHN SCHULZ, DAN SHAUGHNESSY, MORRIE SIEGEL, BILL TAAFE, RUSS WHITE, and MERRELL WHITTLESEY.

ASSOCIATED PRESS: TOM SEPPY.

UNITED PRESS INTERNATIONAL: DON CRONIN (S.E.) and TOM WHITFIELD.

MONTGOMERY JOURNAL: LYNN PUSEY (S.E.).

PRINCE GEORGE'S JOURNAL: MARK BIALCZAK (S.E.).

MONTGOMERY SENTINEL: RAY BOSS (S.E.).

PRINCE GEORGE'S SENTINEL: NEIL GREENBERGER (S.E.).

ALEXANDRIA GAZETTE: MIKE BROADHURST (S.E.).

NORTHERN VIRGINIA SUN: DON WORTHINGTON (S.E.).

VIRGINIA JOURNALS: BILL McDOWELL (S.E.).

PRINCIPAL RADIO-TELEVISION SPORTS COMMENTATORS IN WASHINGTON, D.C.

TELEVISION: WDVM (Ch. 9)—GLENN BRENNER (S.D.), FRANK HERZOG, and SONNY JURGENSEN... WRC (Ch. 4)—JOHN BUREN (S.D.) and MARTIN WYATT... WJLA (Ch. 7)—TIM BRANT (S.D.), MIKE PATRICK, and LEE ZEIDMAN... WTTG (Ch. 5)—BERNIE SMILOVITZ (S.D.).

RADIO: WTOP (1500)—NICK CHARLES and PHIL WOOD... WMAL (630)—KEN BEATRICE (S.D.) and JOHNNY HOLLIDAY... WOL (1450)—BOBBY BENNETT and R. G. WELLS... WOOK-FM (100.3)—RICHARD ALEXANDER... WHUR-FM (96.3)—GREGORY MOSSO and RON SUTTON... Associated Press Radio—SHELBY WHITFIELD, DAVE LUBESKI, and JACK DONIGER... Armed Forces Network—KEN ALLEN... Mutual Sports Network—TONY ROBERTS... Mutual Black Network—RON PINKNEY.

ORIOLE ADVOCATES, INC.

The Oriole Advocates, Inc. is a unique non-profit corporation dedicated to promoting and stimulating interest in the game of baseball at both the amateur and professional levels. The organization, founded officially in July, 1960, comprises some 75 men and women drawn from a wide cross-section of the Baltimore-area business community.

Thru the years, the Advocates have made substantial financial contributions primarily to youth organizations, and have played a major role in the restoration of Babe Ruth's birthplace on Emory Street. Recently the Advocates provided the leadership in establishing the new Baltimore Orioles "Hall of Fame" (see page 81). They have also become an essential arm of the Orioles' public relations and promotions program. On "souvenir giveaway" days at the stadium, it is the Advocates who see to it that every eligible person coming to the park receives the particular item.

Probably the biggest contribution of all, however, has been the formation and administration of the Junior Orioles program that began in '63 with 750 youngsters and reached an all-time high of 20,000 members (in '77). It is a massive undertaking, a quality "knothole" program that requires a great deal of time and effort.

ORIOLES' INTER-LEAGUE DEALS, 1959 THRU 1979

Date	Players Acquired	From	In Deal For
12/ 2/59	Jack Brandt (of), Gordon Jones (p) & Roger McCardell (c).....	S.F.	Billy O'Dell (p), Billy Loes (p)
12/ 2/59	Gene Green (c) & Chuck Staniland (c) (to Miami)....	St. L.	Bob Nieman (of)
12/15/59	John Powers (of).....	Cin.	cash
12/15/62	Stu Miller (p), Mike McCormick (p) & John Orsino (c).....	S.F.	Billy Hoelt (p), Jack Fisher (p) & Jim Coker (c)
12/15/62	Joe Gaines (of).....	Cin.	Dick Luebke (p) & Willard Oplinger (if), both assigned to Reds' farm system, + cash
12/14/63	Harvey Haddix (c).....	Pitts.	Dick Yench (if)
12/ 6/65	Jack Baldschun (p).....	Phila.	Jack Brandt (of) & Darold Knowles (p)
12/ 9/65	Frank Robinson (of).....	Cin.	Milt Pappas (p), Jack Baldschun (p), & Dick Simpson (of)
12/ 4/68	Mike Cuellar (p), Elijah Johnson (1b) & Enzo Hernandez (if) (to Stockton).....	Hous.	Curt Blefary (of) & John Mason (1b) (to Astros farm system)
11/30/70	Jerry DaVanon (if).....	St. L.	Moe Drabowsky (p)
12/ 1/70	Pat Dobson (p) & Tom Dukes (p).....	S.D.	Tom Phoebus (p), Fred Beene (p), Al Severinsen (p) & Enzo Hernandez (if)
12/16/70	Grant Jackson (p), Jim Hutto (c) & Sam Parilla (of) (both to Rochester)....	Phila.	Roger Freed (of)
12/ 2/71	Doyle Alexander (p), Bob O'Brien (p), Sergio Robles (c) (to Rochester), Royle Stillman (of) (to Rochester).....	L.A.	Frank Robinson (of) & Pete Richert (p)
12/ 1/72	Earl Williams (c) & Taylor Duncan (if) (to Asheville).....	Atlanta	Dave Johnson (2b), Pat Dobson (p), Roric Harrison (p) & Johnny Oates (c)
12/ 4/73	Ross Grimsley (p) & Wallace Williams (c) (to Bluefield).....	Cin.	Merv Rettenmund (of), and Junior Kennedy (if) & Bill Wood (c), (both to Reds' farm system)
12/ 7/73	Cash.....	Phila.	Eddie Watt (p)
12/ 3/74	Lee May (1b) and Jay Schlueter (of) (to Rochester).....	Hous.	Rob Andrews (2b) and Enos Cabell (if-of)
12/ 4/74	Ken Singleton (of) and Mike Torrez (p).....	Montreal	Dave McNally (p), Richie Coggins (of) and Bill Kirkpatrick (p) (from Rochester to Memphis)
12/ 8/77	Don Stanhouse (p), Joe Kerrigan (p), and Gary Roenicke (of).....	Montreal	Rudy May, (p), Randy Miller (p) and Bryn Smith (p) (Rochester to Denver)

The Orioles have made 19 separate transactions with N.L. clubs during inter-league trading periods since the inception of the practice in 1959. They have dealt with the Reds four times, with the Phillies three times and with the Giants, Astros, Cardinals and Expos, twice each....The Birds have also traded once each the Dodgers, Pirates, Padres and Braves....They have not dealt with the Mets or Cubs.

ORIOLES EXPANSION DRAFT LOSSES

December 1960—

Los Angeles Angels—Pitchers Dean Chance and Ron Moeller and infielder Don Ross, each for \$75,000... Outfielder Albie Pearson selected from Rochester roster for \$25,000.

Washington Senators—Catcher Gene Green, infielder Billy Klaus and outfielders Chuck Hinton and Gene Woodling, each for \$75,000... Infielder Leo Burke selected from Rochester roster for \$25,000.

October 1968—

Kansas City Royals—Pitcher Roger Nelson (first player chosen in draft), pitchers Wally Bunker and Moe Drabowsky, and first baseman Mike Fiore, each for \$175,000.

Seattle Pilots—Catcher Larry Haney and pitcher John Morris, each for \$175,000.

November 1976—

Toronto Blue Jays—Infielder Bob Bailor (first player selected by Toronto, second player chosen in draft—Ruppert Jones from K.C.—was first pick—by Seattle), pitcher Mike Darr and pitcher Mike Willis, each for \$175,000.

Seattle Mariners—Pitcher Dave Pagan and pitcher Bob Galasso, each for \$175,000.

1980 BALTIMORE ORIOLES ROSTER

Public Relations—Bob Brown
Traveling Secretary—Phil Itzoe

Manager Earl Weaver (4) Coaches—Elrod Hendricks (44); Ray Miller (31); Cal Ripken (47); Frank Robinson (20)

Coaches — Entree mentions (4-yr. reg. min.)																		
Earl Weaver (4)																		
No.	PITCHERS (13)	B	T	HT.	WT.	Birthdate	Birthplace	Residence	1979 Club	W-L	ERA	G	SV	IP	H	BB	SO	ML Serv.
26	Flanagan, Mike.....	L	L	6-0	195	12-16-51	Manchester, NH	Amherst, NH	Baltimore	23-9	3.08	39	0	266	245	70	190	3,170
41	Ford, Dave.....	R	R	6-4	195	12-29-56	Cleveland, OH	Cleveland, OH	Rochester	6-5	3.55	15	0	109	110	25	63	0,100
45	Jones, Larry.....	R	R	6-2	185	2-6-55	Richmond, VA	Seminole, FL	Baltimore	2-1	2.10	19	0	135	127	77	106	0,000
45	Jones, Larry.....	R	R	6-2	185	2-6-55	Richmond, VA	Seminole, FL	Charlotte	10-3	3.93	19	0	135	127	77	106	0,000
45	Jones, Larry.....	R	R	6-2	185	2-6-55	Richmond, VA	Seminole, FL	Rochester	1-7	3.00	10	0	57	63	20	39	2,089
26	Kerrigan, Joe.....	R	R	6-5	216	1-30-54	Philadelphia, PA	Philadelphia, PA	Rochester	10-6	3.60	64	11	95	88	49	55	3,026
30	Martinez, Dennis.....	R	R	6-1	178	5-14-50	Granada, Nicaragua	Randalistown, MD	Baltimore	15-16	3.66	40	0	276	259	78	132	4,132
23	Martinez, Tippy.....	L	L	5-10	175	5-31-50	Laduna, CO	Aurora, CO	Baltimore	10-3	2.88	39	0	276	259	31	61	4,132
16	McGregor, Scott.....	S	L	6-1	190	1-18-54	Inglewood, CA	Cockeysville, MD	Baltimore	10-6	3.35	27	0	175	165	23	81	3,025
22	Palmer, Jim.....	R	R	6-3	194	10-15-45	New York, NY	Brooklandville, MD	Baltimore	10-6	3.30	23	0	162	144	43	67	13,132
43	Rineer, Jeff.....	L	L	6-4	210	7-3-55	Lancaster, PA	Pequea, PA	Rochester	5-15	4.38	30	1	162	175	45	79	0,030
40	Rowe, Tom.....	R	R	6-3	185	10-16-57	Bronx, NY	Pequea, PA	Baltimore	11-14	5.01	28	0	167	200	76	90	0,000
53	Stewart, Sammy.....	R	R	6-3	208	10-28-54	Bronx, NY	Spring Valley, NY	Charlotte	8-5	3.52	31	1	118	96	71	71	1,031
49	Stoddard, Tim.....	R	R	6-7	235	1-24-53	Asheville, NC	Swannanoa, NC	Baltimore	3-1	1.71	29	3	58	44	19	47	1,086
32	Stone, Steve.....	R	R	5-10	175	7-14-47	East Chicago, IN	Griffith, IN	Baltimore	11-7	3.77	32	0	186	173	73	96	8,135
32	Stone, Steve.....	R	R	5-10	175	7-14-47	Cleveland, OH	Towson, MD	Baltimore	11-7	3.77	32	0	186	173	73	96	8,135
32	Stone, Steve.....	R	R	5-10	175	7-14-47	Cleveland, OH	Towson, MD	Baltimore	11-7	3.77	32	0	186	173	73	96	8,135

No.	CATCHERS (3)	B	T	HT.	WT.	Birthdate	Birthplace	Residence	1979 Club	Avg.	G	AB	R	H	HR	RBI	SB	ML Serv.
24	Dempsey, Rick.....	R	R	6-0	184	9-13-49	Fayetteville, TN	Agoura, CA	Baltimore	239	124	368	48	88	6	41	0	7,013
59	Huppert, Dave.....	R	R	6-1	200	4-1-57	South Gate, CA	Buena Park, CA	Charlotte	223	102	300	37	67	5	37	0	0,000
8	Skaggs, Dave.....	R	R	6-1	205	6-12-51	Santa Monica, CA	Cockeysville, MD	Baltimore	248	63	137	9	34	1	14	0	3,000

No.	INFELDERS (13)	B	T	HT.	WT.	Birthdate	Birthplace	Residence	1979 Club	Avg.	G	AB	R	H	HR	RBI	SB	ML Serv.
7	Belanger, Mark.....	R	R	6-2	170	6-8-44	Pittsfield, MA	Timonium, MD	Baltimore	167	101	198	28	33	0	9	5	13,058
10	Browley, Terry.....	L	L	6-0	182	2-16-47	Staten Island, NY	Cockeysville, MD	Baltimore	317	61	63	8	20	1	8	0	8,090
25	Dawley, Rich.....	R	R	6-0	177	7-27-52	San Bernardino, CA	Cockeysville, MD	Baltimore	257	142	479	63	123	9	61	0	3,025
1	DeChes, Doug.....	R	R	6-0	194	8-29-50	San Bernardino, CA	Valencia, CA	Baltimore	230	120	422	67	107	16	51	5	5,040
3	Garcia, Kiko.....	R	R	5-11	178	10-14-53	Martinez, CA	Cockeysville, MD	Baltimore	247	126	417	54	103	5	24	11	3,025
6	Krenchicki, Wayne.....	L	R	6-1	175	9-17-54	Trenton, NJ	Trenton, NJ	Rochester	261	66	249	21	65	9	22	0	0,063
36	Logan, Dan.....	L	L	6-7	227	7-17-56	Trion, GA	Trion, GA	Baltimore	190	16	21	1	4	0	0	0	0,000
14	May, Lee.....	R	R	6-3	225	3-23-43	Birmingham, AL	Cincinnati, OH	Charlotte	282	136	485	83	137	21	79	3	13,089
									Baltimore	254	124	456	59	116	19	69	0	0,000

No.	OUTFIELDERS (9)	B	T	HT.	WT.	Birthdate	Birthplace	Residence	1979 Club	Avg.	G	AB	R	H	HR	RBI	SB	ML Serv.
33	Murray, Eddie.....	S	R	6-2	197	2-24-56	Los Angeles, CA	Cockeysville, MD	Baltimore	295	159	606	90	179	25	99	9	3,000
9	Rayford, Floyd.....	R	R	5-10	195	7-27-57	Memphis, TN	Inglewood, CA	Salt Lake City	294	135	551	98	162	13	80	18	0,000
12	Sakata, Lenn.....	R	R	5-9	160	6-8-53	Honolulu, HI	Honolulu, HI	Vancouver	300	118	454	54	139	6	64	16	1,061
2	Smith, Billy.....	S	R	6-2 1/2	182	7-14-53	Hodge, LA	San Antonio, TX	Milwaukee	300	64	184	18	47	6	33	1	3,119
17	Smith, Jim.....	R	R	6-3	180	9-8-54	Santa Monica, CA	Los Angeles, CA	Baltimore	238	130	404	48	96	4	34	5	0,000

No.	OUTFIELDERS (9)	B	T	HT.	WT.	Birthdate	Birthplace	Residence	1979 Club	Avg.	G	AB	R	H	HR	RBI	SB	ML Serv.
27	Ayala, Benny.....	R	R	6-1	175	2-7-51	Yauco, PR	Bayamon, PR	Rochester	355	17	62	10	22	1	7	0	1,105
1	Bumbry, Al.....	L	R	5-8	175	4-21-47	Fredericksburg, VA	Cockeysville, MD	Baltimore	256	42	86	15	22	6	13	0	7,031
15	Corey, Mark.....	R	R	6-2	200	11-3-55	Tucumcari, NM	Evergreen, CO	Rochester	285	148	569	80	162	7	49	37	0,030
41	Hazewood, Drungo.....	R	R	6-3	205	9-1-59	Mobile, AL	Sacramento, CA	Baltimore	249	92	317	38	79	10	30	6	0,000
18	Kelly, Pat.....	L	L	6-1	194	7-30-44	Philadelphia, PA	Towson, MD	Charlotte	154	13	13	1	2	0	1	1	0,000
38	Lowenstein, John.....	L	L	6-1	194	1-27-47	Wool Port, MT	Las Vegas, NV	Baltimore	231	122	398	60	92	21	64	9	0,000
35	Roenicke, Gary.....	R	R	6-3	203	12-5-54	Cow, CA	West Covina, CA	Baltimore	288	68	153	25	44	9	25	4	10,154
29	Singleton, Ken.....	S	R	6-4	211	6-10-47	New York, NY	Westlake Village, CA	Baltimore	254	97	197	33	50	11	34	16	8,161
34	Williams, Dallas.....	L	L	5-11	165	2-28-58	Brooklyn, NY	Brooklyn, NY	Baltimore	261	133	370	60	98	25	64	1	1,162
									Charlotte	295	159	570	93	168	35	111	3	9,100
									Baltimore	277	133	519	68	144	12	52	15	0,000

No.	PITCHERS (6)	B	T	HT.	WT.	Birthdate	Birthplace	Residence	1979 Club	W-L	ERA	G	SV	IP	H	BB	SO	ML Serv.
52	Fierbaugh, Randy.....	L	R	6-3	205	10-20-52	Manfield, OH	Ashland, OH	Hawaii	0-0	5.19	7	0	16	17	10	5	0,000
56	Presley, Billy.....	L	R	5-10	165	5-1-55	Colorado Springs, CO	Colorado Springs, CO	Rochester	1-1	3.60	10	0	40	37	20	22	0,000
57	Pirtle, Gerry.....	R	R	6-1	165	12-3-47	Tulsa, OK	Broken Arrow, OK	Charlotte	7-4	4.45	42	18	56	40	27	43	0,000
58	Quintana, Luis.....	L	L	6-2	183	11-25-51	Vega Baja, P.R.	Vega Baja, P.R.	Rochester	2-9	4.89	49	1	105	121	36	68	0,000
64	Torrez, Pete.....	R	L	6-1	170	5-4-54	Roswell, NM	Towson, MD	Charlotte	7-9	3.50	21	0	144	152	62	67	0,097
28	White, Peder.....	R	R	6-2	205	10-3-56	Ontario, CA	Huntington Beach, CA	Charlotte	3-2	5.27	8	0	41	45	20	15	0,000
									Rochester	2-3	3.11	23	0	55	54	14	38	0,000
									Miami	Avg.	G	AB	R	H	HR	RBI	SB	ML Serv.
										213	119	403	48	86	9	55	1	0.011
										.000	2	4	0	0	0	0	0	0

37	Graham, Dan (C-1B-3B).....	L	R	6-1	212	7-19-54	Ray, AZ	Winkelman, AZ	{Toledo Minnesota	.213 .000	119 2	403 4	48 0	86 0	9 0	55 0	1 0.011
Additional Spring Training Coaches (8)																	
Doc Edwards (55)																	
Additional Trainer: Richie Bancellis.																	
Trainer—Ralph Salvon																	
Club Physician—Dr. Leonard Wallenstein																	
Clubhouse Managers—Jim Tyler (Home), Clay Reid (Visiting)																	
Groundskeeper—Pat Santarone																	

*172 days constitute a season

MANAGER AND COACHES

EARL S. WEAVER

Born: Aug. 14, '30; 5' 8"; 165; Batted, R; Threw, R; Position: 2B.

Birthplace/Residence: Born and raised in St. Louis, Mo. . . . Now lives in Baltimore area and also owns a home in Miami, Fla.

Contract Status: Signed a three-year contract in late '77, effective '78 thru '80. Signed a two-year extension in early '80, extending thru '82.

Tenure: Has been in Baltimore organization since '56. . . . Has 12 years in majors. . . . Became manager on July 11, '68.

Signed Originally with: St. Louis Cardinals.

Managing Record in Majors: Earl has won four A.L. pennants, six eastern division titles, and one world championship in 11½ years as the O's manager. . . . He's finished first or second 10 times in 12 seasons (O's were third in '72 and fourth in '78).

Under his leadership the O's have won 90 or more games ten times in 12 years (including 100 or more four times). . . . He has managed in three all-star games ('70, '71, '72).

At the time he replaced Hank Bauer as manager on July 10, 1968, he had been serving as the O's first base coach, having been brought up that season following a long career as a manager in the O's farm system.

100 Wins: Earl has won 100 or more games four times. Only two others have had more 100 victory seasons: Joe McCarthy (6) and Connie Mack (5). . . . Frank Chance and John McGraw also had four each while Sparky Anderson and Billy Southworth have had three "century seasons" apiece.

Miller Huggins, Walter Alston, Leo Durocher, Ralph Houk and Danny Ozark are two time 100 game winners (there are a few others), while Casey Stengel only achieved that distinction once.

During his first three full years ('69, '70, '71), his teams tied the major league record for most consecutive years winning 100 or more games (109-108-101) and set A.L. records for most wins in two consecutive seasons (217, '69 & '70), and three consecutive seasons (318, '69, '70, '71).

3rd Best W-L Pct.: Earl's won-lost percentage of .597 (1101-743) ranks third on the all-time list (5 years minimum) behind: Marse Joe McCarthy-.617 (2126-1335) and Famous Frank Selee-.598 (1299-872) who has vaulted from nowhere into the runner-up spot simply because he'd been overlooked until now. . . . Selee, a native of Amherst, N.H., where Mike Flanagan now lives, managed for the Boston Braves and Chicago Cubs from 1890 to 1905.

Billy Southworth is third-.593 (1064-729) and Sparky Anderson is fourth-.591 (919-636).

Earl is the leader in percentage among actives with Anderson second. . . . Here are the records of some other current skippers: George Bamberger-.582 (188-135), Tom Lasorda-.559 (274-216), Dick Williams-.529 (941-839), Chuck Tanner-.527 (770-691), Bill Virdon-.521 (646-593), Don Zimmer-.513 (443-421), Gene Mauch-.473 (1468-1634).

Seniority: Earl holds the distinction of having managed the same club for a longer period than any other current skipper. . . . In total seniority, only Gene Mauch with 19 total seasons (3102 games) out-ranks Weaver's 11½ seasons (1844 games).

Close behind Earl is Williams with something less than 11½ seasons (1780 games, only 64 fewer than Weaver).

1000th-1100th: Earl became the 32nd manager to win 1,000 games in the majors on opening day '79 (at Baltimore) when Jim Palmer defeated the White Sox, 5-3. . . . On Sep. 26th, he became the 26th skipper to win 1100 games when the O's beat Detroit in the final home game of the regular season.

22 in a Row: He has finished over .500 for 22 straight years as a manager in pro ball (not including winter league competition). . . . He hasn't had a losing season since his first full year as a manager ('57 in Fitzgerald, Ga.).

In 18 of his last 21 years as a manager, his clubs have finished first or



second. He has finished as low as 4th place once in 19 years (since Fox Cities '61). . . . That was in '78.

Manager of the Year: Earl made a clean sweep of "manager of the year" awards for the first time in '79. . . . He was picked as the major league's top skipper by *The Sporting News* for the second time in three years ('77, '79); by the A.P. as the A.L.'s best for the third time in seven years ('73, '77, '79), and by U.P.I., also as the A.L.'s best, for the first time ever.

The TSN balloting, by fellow managers was close, but Earl won the A.P. vote by a landslide with 166 votes. Jim Fregosi (49) and Gene Mauch (41) were runners-up. In '77 when he'd won the other two awards, the U.P.I. honor went instead to Bob Lemon, then with the White Sox.

He is the third Oriole to have been picked as a "manager of the year". Hank Bauer earned TSN honors once and the A.P. twice and Paul Richards won the A.P. poll once.

In addition, Earl over the winter picked up a number of other honors. The Baltimore Saints and Sinners tabbed him as their 1979 "fall guy", and he also won important distinctions at the Baltimore "Tops in Sports" and Sports Boosters of Maryland banquets, as well as at dinners in St. Louis and Boston, both sponsored by the BBWAA.

In '77, Earl was chosen as "man of the year" by the Advertising Club of Maryland.

ALCS/WS: Earl holds the distinction of having managed in more championship series than any other (6). . . . He's one ahead of Sparky Anderson who was involved in five at Cincinnati.

Last October Earl became the 11th in history to manage in at least four world series: Casey Stengel (10); Joe McCarthy and John McGraw (9); Connie Mack (8); Walter Alston (7); Miller Huggins (6); Sparky Anderson, Frank Chance, Billy McKechnie and Billy Southworth (4 each).

He has won four of six ALCS (15-7 in games) and one of four world series (11-13 in games).

Ejections: He was tossed out of nine games in '79 to raise his lifetime total to 74. Earl was ejected twice by the emergency umpires who officiated at big league games until May 20. Among the regular umpires, only Steve Palermo threw him out twice.

An ejection by Ron Luciano on Sunday, Aug. 26 (the first O's game he had umpired in '79) over a checked swing call on Doug DeCinces in Chicago, netted Earl a three-game suspension because while protesting the game he publicly challenged the umpire's integrity. For Luciano, it was Weaver ejection number seven, tying him with Marty Springstead for first place on the "all-time" list.

The only umpire with substantial seniority who never threw Earl out of a game was Nestor Chylak, now retired and working as an A.L. supervisor.

Japan: Earl led the A.L. stars against Tom LaSorda's N.L. standouts in a three week tour of Japan from Nov. 3 to 21. . . . The A.L. was 3-4 with a tie, then the combined teams split two games against Japanese all-star teams.

Eight years earlier, in '71, Earl led the Orioles to a 12-2-4 record against Japanese competition on a month-long tour.

Winter League Managing: Earl managed Santurce in the Puerto Rican League during the winters of '66-'67, and '67-'68. . . . He won post-season playoffs the first winter and the pennant the second time out, then stepped down from post-season duty after becoming the O's manager and Frank Robinson replaced him at Santurce.

Earl also managed the Oriole's Arizona Instructional League clubs at Scottsdale for a number of winters.

Playing Career: Earl was a minor league second baseman for 13 years, mostly in his hometown Cardinals' system and played as high as "AA". . . . He trained with the Cardinals in '52, but Red Schoendienst was the incumbent second baseman at the time.

He played on pennant winners during each of his first four pro seasons; led his league in fielding five times; was a three-time league "mvp" (Illinois State League-'48, Western Association-'49, and Western League-'51), and was named to league all star teams five times.

Personal: He's a graduate of Beaumont High School in St. Louis. . . . Earl is an ardent golfer and a dedicated gardener. . . . He and O's grounds chief Pat Santarone run an annual competition to see who can grow the biggest tomatoes.

Earl and his wife, Marianna, live in the Perry Hall section of Baltimore County with her daughter, Kim. . . . The Weavers also own a

EARL WEAVER (Cont.)

home in the Miami area where they spend most of their winters. . . . Earl has three children by a previous marriage: Michael Earl, Rhonda Lee and Theresa Ann.

Managerial Record

Year	Club	League	W	L	Pct.	Pos.
1956	Knoxville	South Atlantic	10	24	.294	8th
1957	Fitzgerald	Georgia-Florida	65	74	.468	4th
1958	Dublin	Georgia-Florida	72	56	.563	3rd
1959	Aberdeen	Northern	69	55	.556	2nd
1960	Fox Cities	Three-I	82	56	.594	1st
1961	Fox Cities	Three-I	67	62	.519	4th
1962	Elmira	Eastern	72	68	.514	2nd
1963	Elmira	Eastern	76	64	.543	2nd
1964	Elmira	Eastern	82	58	.586	1st
1965	Elmira	Eastern	83	55	.601	2nd
1966	Rochester	International	83	64	.565	1st
1967	Rochester	International	80	61	.567	2nd
1968	Baltimore	American	48	34	.585	2nd
1969	Baltimore	American	109	53	.673	1st
1970	Baltimore	American	108	54	.667	1st
1971	Baltimore	American	101	57	.639	1st
1972	Baltimore	American	80	74	.519	3rd
1973	Baltimore	American	97	65	.599	1st
1974	Baltimore	American	91	71	.562	2nd
1975	Baltimore	American	90	69	.566	2nd
1976	Baltimore	American	88	74	.543	2nd-T
1977	Baltimore	American	97	64	.602	4th
1978	Baltimore	American	90	71	.559	4th
1979	Baltimore	American	102	57	.642	1st

Pro. Totals 1946 1440 .575 —

Playing Career Record

Year	Club	Pct.	G	AB	R	H	2B	3B	HR	RBI
1948	West Frankfort	.268	120	447	96	120	20	4	2	49
1949	St. Joseph	.282	138	500	80	141	22	4	2	101
1950	Winston-Salem	.276	127	439	57	121	20	0	3	60
1951	Houston	.233	13	43	9	10	4	0	0	2
	Omaha	.279	142	506	81	141	35	2	0	52
1952	Houston	.219	57	201	24	44	7	1	2	21
	Omaha	.278	97	353	63	98	15	0	0	34
1953	Omaha	.243	141	478	57	116	16	0	3	47
1954	Denver	.283	143	541	124	153	30	2	6	59
1955	New Orleans	.278	119	392	77	109	19	2	6	69
1956	Mont.-Knox.	.237	113	417	47	99	10	3	4	22
	New Orleans	.228	26	101	11	23	4	0	0	8
1957	Fitzgerald	.288	112	354	70	102	15	3	6	38
1958	Dublin	.294	37	85	27	25	6	0	4	21
1959	Aberdeen	.200	13	35	8	7	2	0	0	3
1960	Fox Cities	.233	28	30	3	7	1	0	0	4
1961	Fox Cities				(Did not play)					
1962-63-64	Elmira	.000	1	0	0	0	0	0	0	0
1965	Elmira									
Pro. Totals		.267	1427	4922	834	1316	226	21	38	590

ELROD (ELLIE) JEROME HENDRICKS

Born: Dec. 22, '40; 6'1"; 185; Batted, L; Threw, R; Position: C.

Birthplace/Residence: Born and raised in St. Thomas, Virgin Islands. . . . Has lived in Baltimore area (Randallstown) since '70.

Contract Status: Signed thru '80

Tenure: This is his 21st season in professional baseball. . . . He has spent 10½ years in Baltimore organization. . . . Has 10 years, 89 days service as major league player.

Signed Originally with: Milwaukee (Atlanta) Braves.

Major League Career: When he first joined the O's in '68, Ellie had spent nine seasons in the minors. . . . During the 12 years that have elapsed since then, he has been with Baltimore for nearly 10½.

He played for the Cubs during the last six weeks of '72 (Tommy Davis deal) before returning to the O's that winter, then logged 1½ years in the Yankees organization from June '76 thru the '77 season, before re-joining the Birds.

'79 Season: He coached exclusively all year until Sep. 1 when the roster expanded to 40 men. . . . He made only one appearance, in a game at Detroit on Sep. 19, and went 0-for-1 with a throwing error from behind the plate. . . . He was not eligible for post-season play.

Sunday, June 24 was known as "Silver Sunday" and the O's official-



ly celebrated their 25th anniversary season in Baltimore by staging an old-timers game between the standout Orioles players of the past quarter century. . . . Ellie emerged as the hero of that game with a home run off Milt Pappas that gave Mike Cuellar a 1-0 victory in the intrasquad exhibition.

'78 Season: He started the season as a coach, but was activated six weeks later (on May 18) replacing Gary Roenicke who was optioned to Rochester. Ellie remained on the player list for the remainder of the year while also continuing as a coach.

Last Home Run: Ellie hit his last big league home run on Aug. 23, a blast off Oakland's Dave Heaverlo.

Batting/ERA Leader: In 13 games Ellie batted .333 (6-for-18), and in his one career pitching stint he compiled a 0.00 era, thus leading the club in both categories (actually he tied Dave Ford in era. . . . Ford pitched 15 scoreless innings in Sep.). . . .

His pitching career took place in Toronto on June 26 where the O's were absorbing a 24-10 pasting by the Blue Jays. . . . Ellie worked 2.1 innings, allowing no runs, one hit and one walk while putting an end to the carnage that had been inflicted on four predecessors (Mike Flanagan, Joe Kerrigan, Tippy Martinez and Larry Harlow). . . . Don Stanhouse then pitched the final inning and, inspired by Ellie's effort, he, too, held the Jays scoreless.

Yankees, '76-'77: In '76 Ellie played in 26 games for the Yankees after the June 15 trade from Baltimore and batted .210 (12-for-57). . . . He hit two home runs in his first four games in a Yankee uniform. . . . He had a pinch-hit single in the fourth game of the '76 ALCS vs. K.C., then went 0-for-2 in the same capacity in the four game world series loss to the Reds.

Ellie spent '77 shuttling between New York and Syracuse. He played in only 10 games for the Yankees and was not eligible for post-season play.

Orioles ('68-'76): Ellie had been with the O's for nearly nine full years when he was traded to the Cubs for Tommy Davis in Aug. '72. . . . However, when the season ended, he was re-acquired by Baltimore.

100 Games/Year: Ellie played in more than 100 games in each of the O's three pennant-winning seasons of '69-'70-'71. . . . He and Andy Etchedarren more or less split the regular catching job from '68 thru '71.

Injuries: He missed part of '72 because of a sore right shoulder and numbness in the right hand caused by calcium deposits at the base of the neck, and he suffered a dislocated left ankle sliding in a game at Cleveland in early Sep. '73. . . . That injury caused him to miss the last three weeks of the season as well as the playoffs.

Weaver/Lane: Earl Weaver and Frank Lane were instrumental in convincing the O's to draft him from the Angels' AAA Seattle affiliate in Nov. '67. . . . Ellie had played for Weaver in Puerto Rico previously and Lane had scouted him in Mexico.

Odds and Ends: Ellie hit two grand slams for the Birds, both in Memorial Stadium: July 20, '70 off Chicago's Barry Moore, and Aug. 18, '75 off the Twins Dave Goltz. . . . He nearly always caught when Mike Cuellar was pitching. . . . He led the O's in batting on the '71 Japan tour with a .400 average (16-for-40).

ALCS/WS: He compiled a .273 average (18-for-66) in 23 post-season games for the O's and Yankees (comprising five championship and four world series).

'70 WS: Ellie hit .364 (4-for-11) against the Reds with a home run and double and contributed significantly to the O's wins at Cincinnati in games one and two.

In the opener, the Reds jumped out 3-0, but Ellie tied it in the fifth with a home run off Gary Nolan and the O's went on to win on Brooks' homer in the 7th. . . . There was a play in the Cincinnati 6th in which Ellie was involved and that was as important as the home run. . . . See "Carbo-Burkhart Incident" below.

In game two the Birds were down at one point 4-0, but in the 5th inning the Birds battled back to tie, then in that same inning Ellie delivered a two-run double to left that gave them a 6-4 lead. . . . The O's won ultimately 6-5.

"Carbo-Burkhart" Incident: One inning after Ellie had tied the game with his home run, the Reds had Bernie Carbo on third, representing the led run, and only one out (Brooks had retired Lee May leading off the inning on a sensational play).

ELROD HENDRICKS (Cont.)

Pinch-hitter Ty Cline then chopped a high bouncer in front of the plate.... As Ellie went out and grabbed it, Carbo headed home. Ellie dove and tagged Carbo a few feet up the line and Umpire Ken Burkhart, who has been spun around by the runners as they converged so that his back was to the play, called Carbo out.

Films later revealed that Ellie had tagged Carbo with one hand while holding the ball in the other, and that Carbo had missed the plate.

Puerto Rico: Ellie played for Santurce in the Puerto Rico Winter League for many years (did not play last two winters)... His 112 homers in that loop rank him second on the all-time list to former St. Louis Browns outfielder Willard Brown (120).

Minors: He enjoyed his best minor league seasons in Jalisco in the Mexican League (AAA) where he hit 109 homers in four years and was known as the "Babe Ruth of Mexico"... In his last season there ('67), he led the league in homers (41) and was second in rbi (112).

He started his career in the Milwaukee Braves' organization ('59-'60), then spent two years at Winnipeg in the Cardinals system ('62-'63) before going to Mexico.

Personal: Ellie is one of the most popular personalities ever to wear an Orioles uniform... Speaks fluent Spanish... Plays the flute.

He and his wife, Merle, were married Jan. 14, '70 and are the parents of two sons: Ryan (8/3/72) and Ian Christopher (11/28/76). They have lived in the Randallstown area, near Baltimore, since the early 70's.

YEAR	CLUB	AVG.	G	AB	R	H	2B	3B	HR	RBI	BB	SO	SB	CS	HP
1959	McCook	.235	25	34	6	8	1	0	0	3	13	4	1	0	0
1960	Wellsville	.235	73	217	36	51	8	1	11	36	28	52	0	0	4
1961															
1962	Winnipeg	.211	69	213	25	45	7	2	3	22	27	36	3	4	4
1963	Winnipeg	.280	22	50	10	14	0	0	3	12	8	5	2	0	2
1964	Jalisco	.292	67	202	43	59	8	4	10	45	48	38	3	0	2
1965	Jalisco	.285	128	411	100	117	14	8	35	98	102	85	4	2	8
1966	Jalisco	.301	122	386	78	116	19	2	23	87	107	55	6	6	10
	El Paso	.268	18	56	6	15	2	0	3	12	7	14	0	0	0
1967	Jalisco	.316	131	434	124	137	18	4	41	112	94	60	11	1	20
	Seattle*	.222	13	36	3	8	1	0	2	4	2	12	0	0	1
1968	Baltimore	.202	79	183	19	37	8	1	7	23	19	51	0	0	1
1969	Baltimore	.244	105	295	36	72	5	0	12	38	39	44	0	1	2
1970	Baltimore	.242	106	322	32	78	9	0	12	41	33	44	0	1	4
1971	Baltimore	.250	101	316	33	79	14	1	9	42	39	38	0	0	2
1972	Baltimore	.155	33	84	6	13	4	0	6	4	12	19	0	1	0
1972	Chicago (NL)*	.116	17	43	7	5	1	0	2	6	13	8	0	1	0
1973	Baltimore	.178	41	101	9	18	5	1	3	15	10	22	0	0	1
1974	Baltimore	.208	66	159	18	33	8	2	3	8	17	25	0	0	1
1975	Baltimore	.215	85	223	32	48	8	2	8	38	34	40	0	1	1
1976	Baltimore-N.Y. (AL)†	.174	54	132	8	23	2	0	4	9	10	23	0	1	0
	New York (AL)	.273	10	11	1	3	1	0	1	3	0	2	0	0	0
1977	Syracuse‡	.281	56	135	30	38	9	0	11	37	21	16	0	0	4
1978	Baltimore	.333	13	18	4	6	1	0	1	1	3	3	0	0	0
1979	Baltimore	.000	1	1	0	0	0	0	0	0	0	0	0	0	0
A.L. Totals		.222	694	1845	198	410	65	7	60	213	217	311	1	4	12
N.L. Totals		.116	17	43	7	5	1	0	2	6	13	8	0	1	0
M.L. Totals		.220	711	1888	205	415	66	7	62	219	230	319	1	5	12

* Contract selected for \$25,000 in major league draft from Seattle roster (Angels) on 11/28/67 sent to Chicago Cubs on 8/18/72 in straight waiver deal for outfielder Tommy Davis. reacquired from Cubs on 10/30/72 in exchange for catcher Francisco Estrada.

† Traded to New York on 6/15/76 along with pitchers Ken Holtzman, Doyle Alexander, Grant Jackson, and Jimmy Freeman (assigned from Rochester to Syracuse) in deal for pitchers Tippy Martinez, Rudy May, Dave Pagan, and Scott McGregor (assigned from Syracuse to Rochester) and catcher Rick Dempsey.

‡ Agreed to terms with Baltimore as free agent in Nov. '77.

League Championship Series Record

YEAR	CLUB	AVG.	G	AB	R	H	2B	3B	HR	RBI	BB	SO	SB	CS	HP
1969	Baltimore	.250	3	8	2	2	2	0	0	3	1	2	0	0	0
1970	Baltimore	.400	1	5	2	2	0	0	0	0	0	1	0	0	0
1971	Baltimore	.500	2	4	1	2	0	0	1	2	1	1	0	0	0
1974	Baltimore	.167	3	6	1	1	0	0	0	0	1	3	0	0	0
1976	New York	1.000	1	1	0	1	0	0	0	0	0	0	0	0	0
Totals		.333	10	24	6	8	2	0	1	5	3	7	0	0	0

World Series Record

YEAR	CLUB	AVG.	G	AB	R	H	2B	3B	HR	RBI	BB	SO	SB	CS	HP
1969	Baltimore	.100	3	10	1	1	0	0	0	0	1	0	0	0	0
1970	Baltimore	.364	3	11	1	4	1	0	1	4	1	2	0	0	0
1971	Baltimore	.263	6	19	3	5	1	0	0	1	3	3	0	0	1
1976	New York	.000	2	2	0	0	0	0	0	0	0	0	0	0	0
Totals		.238	14	42	5	10	2	0	1	5	5	5	0	0	1

RAYMOND (RAY) ROGER MILLER


Born: Apr. 30, '45; 6'3"; 215; Batted, R; Threw, R; Position: P.

Birthplace/Residence: Born and grew up in Takoma Park, Md.... Now lives in New Athens, Ohio.

Contract Status: Signed thru '80.

Tenure: Has been in Baltimore organization since '71.... In his 17th season in organized baseball ('64 thru '80).

Originally Signed with: San Francisco.



Orioles Pitching Coach: After four years as the Orioles' minor league pitching instructor, Ray was appointed major league pitching coach of the Texas Rangers at the end of '77 season (Billy Hunter was then the Texas manager).... However, on Jan. 20, '78, George Bamberger, the O's pitching coach for the past 10 years, became manager of the Milwaukee Brewers and suddenly the O's were without two highly regarded pitching tutors.

The Rangers graciously gave the Orioles' General Manager Hank Peters permission to talk to Miller about re-joining the Baltimore organization and, on Jan. 23, Ray became only the third major league pitching coach the Orioles have ever had (Harry Brecheen and Bamberger were the others).

Minor League Pitching Instructor: He first joined the Orioles' organization as a relief pitcher at Rochester in '71.... Two seasons later he became a pitcher-coach under Red Wings Manager Joe Altobelli....

In '74, Herm Starrette, the Bird's minor league hurling instructor at the time, joined the Atlanta Braves and Ray replaced him.

During his four years in that position he played an important role in the development of all the pitchers that graduated from the O's system to the majors including: Mike Flanagan, Wayne Garland, Dennis Martinez, Scott McGregor, Mike Parrott, Randy Miller, Dyar Miller, Paul Mitchell, Dave Johnson, Dave Ford, John Flinn and Sammy Stewart.

Playing Career: Though he never pitched in the big leagues, Ray spent the last five years of his pitching career at the AAA level.... In three Rochester seasons ('71-'72-'73), he was 11-8 with 18 saves in 105 relief appearances.

He pitched professionally for 10 years, starting in '64 after signing with the San Francisco Giants.... The following winter he was drafted (first year draft no longer in effect) by Cleveland and remained in the Indian's system until he went to Rochester in '71.

Pitched a no-hitter in his first pro season, '64 in Western Carolinas League.... Was 3-2 with 11 saves in 44 relief appearances for the '71 Rochester club that won the pennant, playoffs and the little world series against Denver of the American Association. Don Baylor, Bobby Grich and Terry Crowley were teammates on that club.

Personal: Nicknamed "Rabbit"... Played baseball, soccer and basketball at Suitland, Md. High School (graduated '63). Was all-Maryland in baseball senior year.... Served in the U.S. Army (1st Armored Division).

Of German-Norwegian descent.... He and his wife, the former Judith Ann Graham, were married in '65.... She was a secretary for the F.B.I. in Washington at the time of their marriage.... The Millers have a son, Raymond "Scott" (7/6/66).

Year	Club	W-L	ERA	G	GS	CG	SHO	SV	IP	H	R	ER	BB	SO
1964	Lexington	9-11	1.87	36	18	7	5	...	159	97	64	33	109	195
1965	Salinas	0-1	6.00	3	1	0	0	...	6	3	4	4	8	5
	DuBuque	7-9	3.76	30	15	7	1	...	122	97	66	51	78	147
1966	Pawtucket	0-0	9.00	1	0	0	0	...	2	3	2	2	1	2
	Reno	5-7	6.39	24	11	3	0	...	93	87	75	66	55	94
1967	Reno	1-3	4.95	34	1	0	0	...	60	50	40	33	41	49
1968	Reno	16-8	3.22	29	25	16	3	...	193	170	86	69	81	206
1969	Portland	5-11	5.38	45	7	2	0	...	112	107	51	42	56	73
1970	Wichita	6-6	3.67	56	1	0	0	7	98	94	49	40	46	87
1971	Wichita	0-1	2.45	8	0	0	0	0	11	12	3	3	5	10
	Rochester	3-2	3.16	44	0	0	0	11	57	49	26	20	28	48
1972	Rochester	7-5	3.21	47	0	0	0	7	73	66	31	26	38	61
1973	Rochester	1-1	1.38	14	0	0	0	1	26	13	8	4	15	15
Pro. Totals		60-65	3.53	371	79	35	9	31	1003	848	505	393	561	992

CALVIN (CAL) EDWIN RIPKEN


Born: Dec. 17, '35; 5'11"; 170; **Batted, R; Threw, R; Position:** C.

Birthplace/Residence: Born, grew up, and still lives in Aberdeen, Md.

Contract Status: Signed thru '80.

Tenure: This is his 24th season in professional baseball (all with Baltimore organization).

Signed Originally with: Baltimore.



Coach: In '76, he joined the Orioles' coaching staff, replacing George Stallor who had retired after the '75 season. . . . Cal served as the Orioles' bullpen coach until June 27, '77, when he took over at third base following Billy Hunter's appointment as manager of the Texas Rangers.

Scout: In '75, he turned to scouting, primarily at the professional level. In addition, he did some free agent scouting and also served as a "trouble shooter" in the farm system.

Manager: Cal managed in the Orioles' farm system for 14 years from '61 thru '74. . . . During that period he managed at all levels except "rookie" league.

As a player-manager he had a losing record in two seasons, then retired from active status following the '62 campaign. . . . In 12 years as a non-playing skipper he finished below .500 only once.

He won the first of two pennants in '64 at Aberdeen (Northern League) by 12 games with a club that included Jim Palmer, Andy Etchebarren, Eddie Watt, and Mark Belanger. . . . Was chosen "manager of the year" in that loop. . . . Finished first again in '72 at Asheville in the AA Southern League.

Cal was the Rochester manager in '69 and '70 (preceding Joe Altobelli), then moved to Dallas-Ft. Worth (AA-Texas) in '71. . . . His last three seasons as a manager were at Asheville (AA-Southern) '72 thru '74.

Earlier he had managed clubs in Leesburg, Fla. (his first managerial assignment in '61); Appleton, Wis. ('62); Aberdeen, S.D. ('63, '64, '66); Kennewick-Richland-Pasco, Wash. (Tri-City) ('65); Miami, Fla. ('67); and Elmira, N.Y. ('68).

Cal has also managed the Orioles' entry in the Florida Instructional League.

Personal: Cal and his wife, Vi, were married Nov. 30, '57. . . . They have four children: Ellen Leigh (3/22/59), Calvin, Jr. (8/24/60), Fred (11/25/61) and Billy (12/16/64). . . . Cal, Jr., the Orioles fourth selection in the June '78 free agent draft, was elected to the Florida State League All-Star team in '79.

Year	Club	Pct.	G	AB	R	H	2B	3B	HR	RBI
1957	Phoenix	.289	112	398	68	109	15	6	7	60
1958	Wilson	.216	118	393	40	85	20	2	4	33
1959	Pensacola	.292	61	219	36	64	14	3	2	35
	Amarillo	.203	30	69	6	14	2	0	0	3
1960	Appleton	.281	107	356	59	100	20	4	1	74
1961	Little Rock	.185	32	81	6	15	2	1	0	8
	Leesburg	.236	52	127	20	30	3	0	1	13
	Rochester	.083	11	24	2	2	0	0	0	2
1962	Appleton	.273	58	143	25	39	9	0	4	36
Pro. Totals		.253	581	1810	262	458	85	16	19	269

FRANK ROBINSON

Born: Aug. 31, '35; 6'1"; 195; **Batted, R; Threw, R; Position:** OF.

Birthplace/Residence: Born in Beaumont, Texas, but grew up in Oakland, Cal. . . . Now lives in Bel Air, Cal. (near Los Angeles).

Contract Status: Signed thru '80.

Tenure: Beginning his 28th year in professional baseball including 22½ years in majors as player, manager, and coach. . . . Has spent eight years in Baltimore organization.

Originally Signed with: Cincinnati.



Managing/Coaching: Frank will continue to work extensively with outfielders in improving their defense and is expected to replace Jim Frey as the O's batting and first base coach.

Frank returned to the O's as a coach in '78 after being away from Baltimore for seven years.

Winter Ball: During the past winter, Frank managed the Santurce Crabbers in the Puerto Rican League (for the eighth time) and won the pennant, plus the first round of playoffs before losing to Bayamon in the final playoff series. Tim Stoddard and Luis Quintana were his top bullpen aces.

He made his managing debut at Santurce in the winter of '68-'69, succeeding Earl Weaver. . . . He also managed for a time at Culiacan in the Mexican Pacific Winter League ('77-'78).

Rochester '78: He started the season as an Orioles coach, but after Ken Boyer became manager of the St. Louis Cardinals (Apr. 28), Frank ultimately replaced him (May 9) as skipper of the Red Wings.

He was 58-64 at Rochester which finished sixth. Doc Edwards was hired to manage the Wings in '79, and Frank returned to the Orioles.

Cleveland '75-'77: Frank joined the Indians as a player on Sep. 12, '74, from California (Cleveland sent outfielder Rusty Torres and catcher Ken Suarez to the Angels to complete the deal in Dec.). . . . Then, three weeks later, on Oct. 4, the day after the season ended, he was appointed manager, replacing Ken Aspromonte.

He made a dramatic debut as playing-manager on Apr. 8, '75, before some 55,000 opening day fans at Cleveland Stadium, when he hit a home run in his first at bat in the first inning (he was the dh, batting second) off the Yankees' Doc Medich.

The Indians went on to win, 5-3. . . . That effort was voted "most memorable moment" in Tribe history during baseball's observance of the U.S. Bicentennial celebration.

The Indians slumped shortly thereafter and by June 21 were in last place, 15 games under .500 (24-39). . . . However, the Tribe rallied, went 55-41 the rest of the way and wound up fourth, one game under .500 at 79-80.

In '76 the Indians repeated their fourth place finish, but improved their record 81-78.

In '77 they were 26-31 and in fifth place after two straight wins (thru June 18) when Frank was released and Jeff Torborg, who had been with Frank as a coach since the beginning, replaced him. . . . Torborg won his first seven games to extend the club's win streak to nine as the Indians jumped into third with a 33-31 record. After that it was mostly downhill. The Indians finished fifth at 71-90.

Three weeks after his release, following nearly 2½ years as the Indians' manager, Frank joined the Angels as a coach under their new manager, Dave Garcia, who had been Frank's third base coach at Cleveland in '75 and '76.

Major League Leader: He played for 21 seasons in the majors and is among the top ranking players of all time in 10 categories.

His 586 home runs represent the fourth highest figure in major league history behind Hank Aaron (755), Babe Ruth (714), and Willie Mays (660). . . . Harmon Killebrew (572) and Mickey Mantle (536) are fifth and sixth, respectively.

In addition, Frank ranks high in the following: games 2,808 (9th), at bats 10,006 (11th). . . . runs-1,829 (9th). . . . hits-2,943 (18th). . . . doubles-528 (17th). . . . rbi-1,812 (9th). . . . total bases-5,373 (6th). . . . walks-1,420 (13th) and hit by pitch-198 (2nd). . . . The only player to have been hit with more baseballs is Ron Hunt (243), former National League infielder.

"MVP," Both Leagues: He is the only player ever to win the BBWAA "mvp" award in both major leagues. . . . He won the N.L. award in '61 and the A.L. in '66. . . . In addition, he was "mvp" in the '66 World Series and '71 All Star Game.

Triple Crown: Is one of only 11 players to have won the "triple crown" (accomplished 13 times, two each by Ted Williams and Rogers Hornsby). . . . Frank did it in '66 with the O's. He, Mantle ('56) and Carl Yastrzemski ('67) are the only triple crown winners in the past 31 years (since Williams' second in '47).

Home Runs: He hit 343 in the N.L. and 243 in the A.L. . . . 388 were hit off righthanders and 198 off lefthanders.

FRANK ROBINSON (Cont.)

Vs. N.L. Opponents: Astros (Colts)-11... Braves-54... Cardinals-46... Cubs-54... Dodgers-42... Expos-0... Giants-49... Mets-12... Padres-1... Phillies-38... Pirates-34... Reds-2.

Vs. A.L. Opponents: Angels-14... A's-20... Brewers (Pilots)-14... Indians-25... Orioles-6... Rangers (Senators)-31... Red Sox-37... Royals-15... Tigers-28... Twins-22... White Sox-17... Yankees-14.

33 Parks: Frank holds the major league record for hitting home runs in most ballparks (33), including both regular season and world series play... Hank Aaron is second at 32.

Among those, Crosley Field in Cincinnati (176) and Memorial Stadium in Baltimore (103) rank one-two in frequency... There were four stadia in which he played but did not hit a home run: Houston's Astrodome, Montreal's Expos Stadium, Sicks' Stadium in Seattle ('69 only) and New Busch Stadium in St. Louis.

In regular season play Frank homered in 32 parks... His 33rd was Pittsburgh's Three Rivers in the '71 World Series... Aaron homered in 31 parks in regular season but added Yankee Stadium in the '57 World Series.

Grand Slams: Hit a total of seven slams, five of them in the N.L.... His only two bases loaded homers in the A.L. were hit in successive innings on Aug. 20, '70 at R.F.K. Stadium in Washington off the Senators' Joe Coleman and Joe Grzenda... Frank, Jim Gentile and Jim Northrup are the only ones ever to hit slams in successive plate appearances, though a total of seven have hit two in one game.

2 or More/Game: Hit two or more homers in a game 54 times (ranks 5th in major league history)... Hit three in a game for Reds at Crosley Field vs. St. Louis on Aug. 22, '59... Had 16 two-homer games for O's.

HR Odds and Ends: Hit his first at Wrigley Field off the Cubs' Paul Minner on Apr. 28, '56 and his last at Anaheim Stadium on July 6, '76 off the Angels' Sid Monge... Hit the most off N.L. righthander Larry Jackson (10)... Hit the first homer and scored the first run in ALCS history, in game one '69 at Baltimore off the Twin's Jim Perry.

HRs-Orioles: Hit his 500th major league homer in Baltimore in the second game of a two-night doubleheader against the Tigers' lefthander Fred Scherman Sep. 13, '71. At the time, he ranked 11th on the all-time list just behind Harmon Killebrew who had reached that milestone earlier that year... After leaving Baltimore, Frank jumped past Killebrew, Mel Ott, Ernie Banks, Eddie Mathews, Ted Williams, Jimmy Foxx and Mickey Mantle.

Frank became the first (and only) player ever to hit a ball completely out of Memorial Stadium on May 8, '66 (second game) when he blasted a Luis Tiant (Cleveland) offering over the left field stands into the parking lot beyond... The drive measured 451' on the fly and rolled to a stop 540' away from the plate (the longest measured hr in Memorial Stadium history was hit by Killebrew 471' on the fly to center off Milt Pappas on May 24, '65).

He set a major league record by hitting ten home runs in the month of April, '69, but that mark has since been pushed to 11 by Willie Stargell, Mike Schmidt and Graig Nettles.

Set a club record with 49 homers in '66... Also set marks that year for most homers by an Oriole against one opponent (11 vs. Det.) and most home runs, Memorial Stadium (27).

Last Game as a Player: Frank played in his last game on Sep. 18, '76 at Cleveland vs. Baltimore. He put himself in as a pinch-hitter for Frank Duffy in the eighth inning and singled in a run off Rudy May.

All Star Games: Appeared in 11 all-star games as a player (six with Cincinnati, four with Baltimore and one with California) and served as a coach in '76 while managing for Cleveland... Was "mvp" in '71 game at Detroit... Hit a two-run homer off Dock Ellis to put A.L. ahead to stay in third inning (Reggie Jackson hit another with one on off Ellis in same inning)... That remains the only A.L. victory in all star competition since the second game in '62.

Hit .250 (6-for-24) in all-star play with two home runs... Went 3-for-3 for the N.L. in '59 (at L.A. Coliseum) and homered off Early Wynn.

World Series: Hit two key homers in '66 vs. Dodgers, both off Don Drysdale, to win Sport Magazine sports car... Hit his first in the

opening inning of game one in Dodger Stadium with Russ Snyder aboard (Brooks followed immediately with another and the O's led 3-0 before the Dodgers batted)... O's won the game 5-2... In game four his fourth inning solo provided the only run as the O's completed their sweep behind Dave McNally, 1-0.

In '71, game six vs. Pittsburgh in Baltimore, Frank's base running in the 10th inning allowed the O's to tie the series at three games apiece... He drew a one out walk, and, despite ailing legs and sore Achilles tendon, went from first to third on Merv Rettenmund's single up the middle, just evading Richie Hebner's tag with a head first slide... Then, he scored on Brooks' short sac fly to Vic Davalillo in center.

Cincinnati: Spent ten full years with the Reds after three seasons in their farm system. Was N.L. "rookie of the year" in '56... Tied league record for homers by a rookie (38, set by Wally Berger of the Braves), and set a rookie mark by being hit by pitched balls 20 times.

Won gold glove in '58... Led the N.L. three straight years in slugging percentage ('60-'61-'62)... Set personal career highs in '62 in average (.342), hits (208), doubles (51) and rbi (136)... Set N.L. record by leading in hit by pitcher for six straight years ('60 thru '65).

Baltimore: O's won four A.L. pennants and two world championships during his six years in Baltimore.

Won triple crown, and "mvp" awards in A.L. and world series in '66... In addition, to leading the league in average (.316), home runs (49) and rbi (122), he also paced the loop in total bases (367), runs (122) and slugging percentage (.637).

Was batting .337 in late June '67 when he sustained serious injury in a second base collision with the White Sox' Al Weis... Missed a month and suffered from double vision for a year and a half afterward... Though he wound up with a .311 average that year, he slipped to .268 (with 15 homers and 52 rbi) in '68 while still recovering from that injury, compounded by an attack of the mumps and a muscle tear in his right shoulder.

He returned to form the following spring and helped lead the O's to three straight pennants in '69, '70 and '71.

Following his trade to the Dodgers in Dec. '71, Frank's uniform #20 was retired. He was the first Orioles' player to be so honored... In '77 he and Brooks became the first players to be inducted into the new Orioles Hall of Fame, originated by the Oriole Advocates in cooperation with the ballclub. Dave McNally has since joined them.

Dodgers-Angels: After one year ('72) with the Dodgers, Frank was traded to the Angels with infielders Billy Grabarkewitz and Bobby Valentine, and pitchers Bill Singer and Mike Strahler in deal for infielder Ken McMullen and pitcher Andy Messersmith (Dec. 2, '71).

Personal: One of 11 children... Graduated from McClymonds High School (Oakland)... Was basketball teammate of Bill Russell and played baseball there with Vada Pinson, Willie Tasby and Charlie Beamon... Hobbies: movies and music... Attended Xavier University in Cincinnati.

Frank and his wife, the former Barbara Ann Cole, were married Oct. 28, '61... They have two children: Frank Kevin (9/8/62) and Nichelle (8/24/65)... Barbara is a real estate agent in the Bel Air area.

★ ★ ★

TOP 10 MAJOR LEAGUE CAREER HOME RUN LEADERS

1. Henry L. Aaron (RHB)	755	6. Mickey C. Mantle (SWB)	536
2. George H. Ruth (LHB)	714	7. James E. Foxx (RHB)	534
3. Willie H. Mays (RHB)	660	8. Theodore S. Williams (LHB)	521
4. Frank Robinson (RHB)	586	9. Edwin L. Mathews (LHB)	512
5. Harmon C. Killebrew (RHB)	572	10. Ernest Banks (RHB)	512

FRANK ROBINSON (Cont.)

YEAR CLUB	AVG.	G	AB	R	H	2B	3B	HR	RBI	BB	SO	SB	CS	HP
1953 Ogden	.348	72	270	70	94	20	6	17	83	53	69	3	..	10
1954 Tulsa	.267	8	30	4	8	0	0	0	1
1955 Columbia	.336	132	491	112	165	32	9	25	110	88	65	6	..	5
1956 Cincinnati	.263	80	243	50	64	15	7	12	52	41	44	3	..	6
1957 Cincinnati	.322	150	611	97	197	29	5	29	75	44	92	10	2	12
1958 Cincinnati	.269	148	554	90	149	25	6	31	83	62	80	10	1	7
1959 Cincinnati	.311	146	540	106	168	31	4	36	125	69	93	18	8	8
1960 Cincinnati	.297	139	464	86	138	33	6	31	83	82	67	13	6	9
1961 Cincinnati	.323	153	545	117	176	32	7	37	124	71	64	22	3	10
1962 Cincinnati	.342	162	609	134	208	51	2	39	136	76	62	18	9	11
1963 Cincinnati	.259	140	482	79	125	19	3	21	91	81	69	26	10	14
1964 Cincinnati	.306	156	568	103	174	38	6	29	96	79	67	23	5	9
1965 Cincinnati*	.296	156	582	109	172	33	5	33	113	70	100	13	9	18
1966 Baltimore	.316	155	576	122	182	34	2	49	122	87	90	8	5	10
1967 Baltimore	.311	129	479	83	149	23	7	30	94	71	84	2	3	7
1968 Baltimore	.268	130	421	69	113	27	1	15	52	73	84	11	2	12
1969 Baltimore	.308	148	539	111	166	19	5	32	100	88	62	9	3	13
1970 Baltimore	.306	132	471	88	144	24	1	25	78	69	70	1	1	7
1971 Baltimore**	.281	133	455	82	128	16	2	28	99	72	62	3	0	9
1972 Los Angeles	.251	103	342	41	86	6	1	19	59	55	76	2	3	2
1973 California	.266	147	534	85	142	29	0	30	97	82	93	1	1	10
1974 Cal.-Cle.	.245	144	477	81	117	27	3	22	68	85	95	5	2	10
1975 Cleveland	.237	49	118	19	28	5	0	9	24	29	15	0	0	0
1976 Cleveland	.224	36	67	5	15	0	0	3	10	11	12	0	0	0
A. L. Totals	.286	1203	4137	745	1184	204	21	243	744	667	667	40	19	78
N. L. Totals	.300	1605	5869	1084	1759	324	51	343	1068	753	865	163	58	120
M. L. Totals	.294	10006	2943	528	72	586	1812	1420	1532	203	77	198
	2808	1829

*Acquired from Cincinnati on 12/9/65 in deal for pitchers Milt Pappas and Jack Baldschun and outfielder Dick Simpson.

**Assigned to Los Angeles Dodgers on 12/2/71 with pitcher Pete Rickert in deal for pitchers Doyle Alexander and Bob O'Brien, catcher Sergio Robles and first baseman-outfielder Royle Stillman.

Championship Series Record

YEAR CLUB	AVG.	G	AB	R	H	2B	3B	HR	RBI	BB	SO	SB	CS	HP
1969 Baltimore	.333	3	12	1	4	2	0	1	2	3	3	0	0	0
1970 Baltimore	.200	3	10	3	2	0	0	1	2	5	2	0	0	0
1971 Baltimore	.083	3	12	2	1	1	0	0	1	1	4	0	0	0
Totals	.206	9	34	6	7	3	0	2	5	9	9	0	0	0

World Series Record

YEAR CLUB	AVG.	G	AB	R	H	2B	3B	HR	RBI	BB	SO	SB	CS	HP
1961 Cincinnati	.200	5	15	3	3	2	0	1	4	5	3	0	0	1
1966 Baltimore	.286	4	14	4	4	0	1	2	3	2	3	0	0	0
1969 Baltimore	.188	5	16	2	3	0	0	1	1	4	3	0	0	0
1970 Baltimore	.273	5	22	5	6	0	0	2	4	0	5	0	0	0
1971 Baltimore	.280	7	25	5	7	0	0	2	2	1	8	0	0	1
Totals	.250	26	92	19	23	2	1	8	14	12	22	0	0	2

* * *

ORIOLES' MAJOR LEAGUE (PROFESSIONAL) DRAFT SELECTIONS, 1953 THRU 1979

1953.....Chuck Diering, of (\$15,000)	1963.....Mike Fiore, 1b (\$8,000)
Vinicio Garcia, if (\$7,500)	Jim Jankow, p (\$8,000)
1955.....Bob Boyd, 1b (\$10,000)	Bill McMahon, p (\$8,000)
1956.....Tommy Patton, c (\$10,000)	1964.....Byron Randolph, p (\$8,000)
1957.....Bert Hamric, of (\$15,000)	Ted Miller, p (\$8,000)
1960.....Hank Foiles, c (\$25,000)	John Jeter, of (\$8,000)
Dave Massarelli, c (\$12,000)	1965.....Moe Drabowsky, p (\$25,000)
1961.....Billy Short, p (\$25,000)	Gene Brabender, p (\$25,000)
Ozzie Virgil, c (\$25,000)	1966.....Owen Johnson, c (\$25,000)
Steve Cosgrove, p (\$12,000)	1967.....Elrod Hendricks, c (\$25,000)
1962.....Dave May, of (\$12,000)	1968.....Larry Miller, p (\$25,000)
Paul Blair, of (\$12,000)	1969.....Tom Shopay, of (\$25,000)
Roger Sorenson, of (\$8,000)	1972.....Mike Johnson, p (\$25,000)
1963.....Lou Jackson, of (\$25,000)	1976.....Mike Dimmel, of (\$25,000)
	1977.....Andy Replogle, p (\$25,000)

The major league draft is held annually at baseball's winter meetings, and is followed with a separate selection by National Association clubs from class AAA to A levels. Until 1958 major league clubs could draft players within a range between \$15,000 (for AAA players) and \$2,000 (for class D players). In 1958 the price for big league drafts rose to \$25,000.

However, in 1959, a first year player draft at the big league level was set up to discourage the payment of inordinately large bonus payments to free agents. The new rule provided that first year players could be selected at the major league level (if not protected on a major league team's 40 man roster) for \$12,000. In 1961 an even lower draft price was set up for more recent first year players. That figure was \$8,000.

That year, incidentally, the Baltimore organization set a record of sorts by being relieved of 19 eligible first year players (seven during the big league selections and 11 more during the minor league draft). In 1965 the first year player draft began to lose its significance and then disappeared in 1970.

84

CAREER RECORDS

BENIGNO (BENNY) AYALA

Born: Feb. 7, '51; 6'1"; 175; Bats, R; Throws, R; Position: OF.


Birthplace/Residence: Born in Yauco, Puerto Rico... Now lives in Bayamon (west of San Juan).

Contract Status:

Tenure: One year, 105 days.

Signed Originally with: New York Mets.

Pronounced: eye-AL-uh.



YEAR CLUB	AVG.	G	AB	R	H	2B	3B	HR	RBI	BB	SO	SB	CS	HP
1971 Visalia-1	.217	21	46	3	10	0	1	1	7	14	21	0	1	0
1971 Pompano	.279	63	208	38	58	7	4	8	34	25	61	8	2	2
1972 Visalia	.227	113	348	68	79	15	2	19	66	57	115	6	0	6
1973 Memphis	.258	136	462	69	119	17	6	17	68	70	74	6	1	0
1974 Tidewater	.274	92	288	41	79	21	1	11	40	35	66	0	3	1
New York (NL)	.235	23	68	9	16	1	0	2	8	7	17	0	0	1
1975 Tidewater	.277	65	177	24	49	13	0	6	28	16	33	3	0	2
1976 New York (NL)	.115	22	26	2	3	0	0	1	2	2	6	0	1	0
Tidewater-2	.225	87	293	41	66	9	2	12	48	24	56	5	0	1
1977 New Orleans	.298	126	450	71	134	27	5	18	73	30	56	3	2	2
1978 Springfield	.248	47	165	16	41	2	0	5	21	18	15	0	2	0
Columbus-3	.340	59	203	30	69	11	4	6	35	15	20	2	2	1
1979 Rochester	.355	17	62	10	22	1	3	1	7	6	6	0	1	1
Baltimore	.256	42	86	15	22	5	0	6	13	6	9	0	0	0
A.L. Totals	.256	42	86	15	22	5	0	6	13	6	9	0	0	0
N.L. Totals	.202	55	94	11	19	1	0	3	10	9	23	0	1	1
M.L. Totals	.228	97	180	26	41	6	0	9	23	15	32	0	1	1

1—Signed as free agent by New York Mets' organization on 1/28/71.

2—Acquired by St. Louis Cardinals from N.Y. Mets in deal for infielder Doug Clarey on 3/20/77.

3—Acquired by Baltimore Orioles on 1/16/79 from St. Louis Cardinals in deal for outfielder Mike Dimmel... Contract assigned from Arkansas to Rochester... Contract purchased from Rochester by Baltimore on 4/30/79.

League Championship Series Record

YEAR CLUB, OPP.	AVG.	G	AB	R	H	2B	3B	HR	RBI	BB	SO	SB	CS	HP
1979 Bal. vs. Cal.	(did not appear)													
World Series Record														
YEAR CLUB, OPP.	AVG.	G	AB	R	H	2B	3B	HR	RBI	BB	SO	SB	CS	HP
1979 Bal. vs. Pit.	.333	4	6	1	2	0	0	1	2	1	0	0	0	0

1979: Benny's contract was purchased from Rochester on April 30, to replace the injured Doug DeCinces on the active roster, and he remained with the club the remainder of the season.

He started 18 games in left field and three games as the designated hitter, mostly against lefthanded starters... Batted .200 (3-for-15) as a pinch-hitter with a double. He had a .523 slugging percentage (45 total bases in 86 at bats), third on the club.

Debut: Reported to the Orioles May 1 in Seattle, but did not see action until May 10, when he started as the designated hitter against Oakland at home... Banged a run-scoring single off John Johnson in fifth inning for his first A.L. hit.

Home Runs: Started in left field for the first time on Sunday, June 10, against Texas at Baltimore and blasted his first two A.L. home runs in the fourth and sixth innings, both solo shots off former Mets' teammate, lefty Jon Matlack... It was his first two-homer day in the majors.

Five of his six '79 homers came at the expense of southpaws... Hit solo homer off Twins' Jerry Kossman (another former teammate with the Mets) the following Sunday, June 17... Connected for two-run shots off Brewers' Bill Travers on Aug. 8 and Yankees' Tommy John on Aug. 10 in back-to-back starts... His only home run off a righthander came against Detroit's Dave Tobik on Sep. 26 at home.

August: Thru July 31, he had appeared in only 19 games with a .243 average (9-for-37), three homers and four runs batted in... But in August, played in 15 games (11 starts in left) and batted .270 (10-for-37) with two homers and seven rbi... Drove in three runs with a two-run homer and single against New York on Aug. 10, a major league high... Was 4-for-8 vs. the Yankees.

85

BENIGNO (BENNY) AYALA

ALCS/WS: Was only non-pitcher that did not play against California in ALCS... Appeared in four games versus Pittsburgh with .333 average (2-for-6).

Benny started game three in Pittsburgh and was 2-for-2 off Bucs' starter John Candelaria with a single and two-run homer... Also started games five and six (with Pittsburgh starting lefties Jim Rooker and Candelaria and was announced as a pinch-hitter (but did not bat) in the seventh game.

Rochester: Was acquired from the St. Louis Cardinals' organization on the recommendation of Red Wings' Manager Doc Edwards, who had managed Benny at Bayamon in the Puerto Rican winter league in '78.

Hit in the first ten games of the season at a .444 clip (16-for-36)... Was leading the Red Wings in hitting at .355 (22-for-62) at the time he joined Baltimore.

Pro Career: Signed originally by Nino Escalera for the New York Mets in '71... Is beginning his tenth professional season.

Majors: Made a memorable major league debut with the Mets on Aug. 27, '74, when he homered in his first big league at bat off Houston's Tom Griffin at New York... He was the first (and only) Met and is one of 46 players in major league history to accomplish that feat.

Hit safely in his first four major league games but finished the '74 season with a .235 average (16-for-68).

Started the '76 season with the Mets but was optioned to Tidewater on June 1 after batting just .115 (3-for-26) in 22 games... Was recalled by the Cardinals in Sep. '77 and appeared in one game (against Philadelphia on Sep. 9), going 1-for-3 against Steve Carlton.

Minors: Benny has a .269 (726-for-2702) career minor league average, including a .281 (460-for-1638) mark in five-plus years at the triple A level with five different teams.

Split the '78 season between the American Association (Springfield) and the International league (Columbus) and hit a combined .299 (110-for-368)... Named to the 1977 American Association all-star team when he led New Orleans with a .298 average... Played that year for Lance Nichols, now manager at Miami in Baltimore organization.

Was sidelined for six weeks early in the '75 season at Tidewater with fractured hand but recovered to star in the final round of the International League playoffs against Syracuse... Hit two-run homer to spark 3-1 Tidewater victory in first game and scored both runs in 2-1 win in third and deciding contest.

Played mostly at third base as an amateur and in his first season of pro ball... Was a first baseman most of the '72 season at Visalia before moving to the outfield fulltime in '73.

Winter Ball: Although he did not play in '79, Benny has enjoyed some outstanding seasons in the Puerto Rican winter league... Played for the Arecibo Wolves from '71-'77 and for Bayamon in '78... Was league "mvp" in '73 with .340 average, 14 homers, and 46 rbi.

Amateur Background: Starred in baseball, track, basketball, and volleyball at Agustin Stahl High School in Bayamon (graduated '69)... Was never defeated in track events... Also played in Little League and Babe Ruth programs.

Personal: Attended Puerto Rico Junior College (Rio Piedras) for one year before signing a professional contract... His father is a real estate broker in Bayamon.

He and his wife, Eppie, were married on 12/16/75, and have two sons, Benny and Luis.

MARK HENRY BELANGER

Born: June 8, '44; 6'2"; 170; Bats, R; Throws, R; Position: SS.

Birthplace/Residence: Born and raised in Pittsfield, Mass. Now lives in Timonium, Baltimore County.

Contract Status: Signed thru '81... Signed three year contract after '76 season, then agreed to a two year extension in Aug. '78.

Tenure: 13 years, 58 days.

Signed Originally with: Baltimore.



MARK BELANGER

YEAR	CLUB	AVG.	G	AB	R	H	2B	3B	HR	RBI	BB	SO	SB	CS	HP
1962	Bluefield—1	.298	47	151	44	45	7	1	3	23	55	32	15	2	
	Elmira	.045	8	22	0	1	0	0	0	0	3	12	1	0	
1963															
1964	Aberdeen	.226	117	465*	79	105	21	6	4	28	91	86	16	7	4
1965	Elmira	.229	125	481	84	110	16	5	2	33	86	93	29*	3	5
	Baltimore	.333	11	3	1	1	0	0	0	0	0	0	0	1	0
1966	Rochester	.262	139	504	80	132	12	6	6	38	62	76	19	5	4
	Baltimore	.158	8	19	2	3	1	0	0	0	0	3	0	0	0
1967	Baltimore	.174	69	184	19	32	5	0	1	10	12	46	6	1	0
1968	Baltimore	.208	145	472	40	98	13	0	2	21	40	114	10	1	4
1969	Baltimore	.267	150	530	76	152	17	4	2	50	53	54	14	6	2
1970	Baltimore	.218	145	459	53	100	6	5	1	36	52	65	13	2	5
1971	Baltimore	.266	150	500	67	133	19	4	0	35	73	48	10	8	7
1972	Baltimore	.186	113	285	36	53	9	1	2	16	18	53	6	3	2
1973	Baltimore	.226	154	470	60	106	15	1	0	27	49	54	13	6	5
1974	Baltimore	.225	155	493	54	111	14	4	5	36	51	69	27	7	2
1975	Baltimore	.226	152	442	44	100	11	1	3	27	36	53	16	4	1
1976	Baltimore	.270	153	522	66	141	22	2	1	40	51	64	17	17	2
1977	Baltimore	.206	144	402	39	83	13	4	2	30	43	68	15	8	3
1978	Baltimore	.213	134	348	39	74	13	0	0	16	40	55	6	6	6
1979	Baltimore	.167	101	198	28	33	6	2	0	9	29	33	5	1	1
M.L. Totals		.229	5327	624	164	28	19	353	547	779	158	71	40		
			1784		1220										

* Led league

1—Signed by Baltimore organization as free agent on 6/19/62.

League Championship Series Record

YEAR	CLUB, OPP.	AVG.	G	AB	R	H	2B	3B	HR	RBI	BB	SO	SB	CS	HP
1969	Bal. vs. Min.	.267	3	15	4	4	0	1	1	1	0	0	0	0	0
1970	Bal. vs. Min.	.333	3	12	5	4	1	0	0	1	1	0	0	0	0
1971	Bal. vs. Oak.	.250	3	8	1	2	0	0	0	1	3	2	0	0	0
1973	Bal. vs. Oak.	.125	5	16	0	2	0	0	0	1	1	1	0	0	0
1974	Bal. vs. Oak.	.000	4	9	0	0	0	0	0	0	1	3	0	0	0
1979	Bal. vs. Cal.	.200	3	5	0	1	0	0	0	1	0	2	0	0	0
L.C.S. Totals		.200	21	65	10	13	1	1	1	5	6	8	0	0	0

World Series Record

YEAR	CLUB, OPP.	AVG.	G	AB	R	H	2B	3B	HR	RBI	BB	SO	SB	CS	HP
01969	Bal. vs. N.Y.	.200	5	15	2	3	0	0	0	1	2	1	0	0	0
1970	Bal. vs. Cin.	.105	5	19	0	2	0	0	0	1	1	2	0	0	0
1971	Bal. vs. Pit.	.238	7	21	4	5	0	1	0	0	5	2	1	0	0
1979	Bal. vs. Pit.	.000	3	5	0	0	0	0	0	0	1	2	0	0	0
W.S. Totals		.167	20	60	6	10	0	1	0	2	9	7	1	0	0

All-Star Game Record

YEAR	CLUB, SITE	AVG.	G	AB	R	H	2B	3B	HR	RBI	BB	SO	SB	CS	HP
1976	A.L., Phi.	.000	1	1	0	0	0	0	0	0	0	0	0	0	0

THE 1979 SEASON

Mark made only three errors all year and had a .990 fielding percentage, but did not play in sufficient games to qualify for the fielding title. At the plate he experienced his third straight sub-par season.

Fielding: Mark's .990 percentage (3 e in 332 tc) was the best of his career. However, he appeared in only 98 games (defensively), eight fewer than the minimum needed to qualify (2/3 of club's games) as the official league leader.

That distinction which Mark had won two years in a row and three of the previous five seasons went instead to Rick Burleson (.980) who also won the gold glove (see below).

A.L. Record Extended: Mark improved his career percentage slightly from .9766 to .9771 (.977) to strengthen his grip on the A.L. record he has held for years... Lifetime, he's erred only 189 times in 8259 chances (2766 po, 5304 a, 980 dp).

The major league record for highest lifetime percentage by a shortstop is .982 by the Phillies' Larry Bowa (128 errors in 6860 chances).

Gold Gloves: His string of six straight gold gloves was snapped by Burleson. Mark has won eight total, all in the last 11 years: '69, '71, '73, '74, '75, '76, '77, '78.

Errorless Streak: Mark came within three games of tying the major league record for consecutive errorless games by a shortstop. He played 69 straight without a miscue between Apr. 14, when he bobbled a Don Money grounder, and Aug. 21, when he booted a Jim Sundberg bouncer. During that string he handled 199 chances.

MARK HENRY BELANGER

The record for both consecutive errorless chances and games is held by Ed Brinkman of Detroit (331 chances, and 72 games in '72).

In '78, Mark had a stretch of 67 games in which he made only one error.

Injury: On June 10 in Baltimore he broke the tip of his right middle finger fielding a Buddy Bell (Texas) ground ball and was out of action until July 13.... That was the first time he had ever been on the disabled list.

Batting: He got off to a slow start, batting only .097 (6-for-62) in his first 25 games including an 0-for-31 stretch.... When he singled off Nolan Ryan on July 21, he snapped a 7½-week hitless string (including five weeks on disabled list).... That night Mark had three hits to start a 13-for-38 (.342) spurge that raised his average to a season high .182 on Aug. 26.

He drove in three runs in a game vs. Boston on Sep. 16 at Baltimore.... It was the tenth time he had three or more rbi in a game lifetime.... His high is five in a game at Seattle (Sicks' Stadium) on Aug. 18, '69.

Home Runs: He did not hit a home run for the second straight year (and fourth time in 13 full seasons) and has now played 254 games since his last homer, at Detroit off Steve Grilli on Sep. 5, '77. His last at Memorial Stadium was off Luis Tiant on June 21, '76.

Lifetime he has hit eight in Baltimore and 11 on the road.... He hit his first off Mel Stottlemyre in Yankee Stadium on May 14, '67.... Has hit more against Yankees (4) than against any other opponent.... He has hit one home run in post-season, in the first ALCS game ever played, vs. Minnesota in Baltimore, on Oct. 4, '69.

CSWS: Mark appeared in three of the four ALCS games in '79, though he started only game one.... He started games one and two of the world series and played in five of the seven.

In all, Mark has played in 43 post-season games for the O's.... In six ALCS he has played in 21 of a possible 22 contests and in four world series 22 of a possible 24.

He holds several ALCS records for shortstops including: most games (21), most assists (69), most putouts (31), most chances (100), most consecutive errorless games (20, ended), and is tied with Bert Campaneris for most ALCS by a shortstop (6). See ALCS note under "Home Runs" above.

PREVIOUS CAREER HIGHLIGHTS

Tenure: Mark has played more games as an Oriole (1784) than any other player but Brooks Robinson (2896), having moved past both Paul Blair and Boog Powell in '79. He ranks third in steals (158) behind Blair (167) and Luis Aparicio (166) and just ahead of Al Bumbry (154). Mark is fourth behind Brooks, Powell, and Blair in at bats, runs, and hits.

In '75, he set the club record for sacrifice hits (23), breaking his own mark of 20 set the year before.

All-Star Game, '76: He was selected to the A.L. squad for the first and only time in '76 by Manager Darrell Johnson.... That year he finished second in the balloting to Toby Harrah and ahead of K.C.'s Freddie Patek.... He played the middle three innings in Philadelphia and went 0-for-1.

Triple Play, '77: He made the last two putouts in the Orioles' game-ending triple play at K.C. on June 3, '77 (see details on page 15).

Signing/Early Career: Mark was originally signed by Frank McGowan.... He was selected to all-star teams in the Northern League ('64), Eastern League ('65), and International League ('66).

Personal: He works for Personal Management Associates (PMA), a Baltimore company which provides athletes with advice and assistance in all areas of their professional, financial, and personal lives. At PMA he works with Ron Shapiro, Brooks Robinson, and Colts' linebacker Stan White.

Mark has been the Orioles' player representative for many years.... He takes an active role in the negotiating sessions between players and ownership.

He has served as honorary chairman of the Kidney Foundation fund-raising program.... While a senior in high school in Pittsfield, Mass., he was offered a basketball scholarship to Notre Dame.

Mark and his wife, Dee, were married Nov. 25, '67, and are the parents of two sons: Richard (9/8/68) and Robert (9/14/69).

ALONZA (AL) BENJAMIN BUMBRY


Born: Apr. 21, '47; 5'8"; 175; Bats, L; Throws, R; Position: OF.

Birthplace/Residence: Born and raised in Fredericksburg, Va.... Now makes his home in Cockeysville (Baltimore County).

Contract Status: Signed three year contract extending thru '81 on Jan. 30, '79.

Tenure: Seven years, 31 days.

Originally Signed with: Baltimore.



YEAR CLUB	AVG.	G	AB	R	H	2B	3B	HR	RBI	BB	SO	SB	CS	HP
1969 Stockton—1	.178	35	73	19	13	4	0	0	3	30	38	10	3	1
1970														
1971 Aberdeen	.336	66	247	68	83	14	6	6	53	50	52	34	5	8
1971 Asheville	.347	26	121	26	42	4	4	4	10	10	19	10	2	1
1972 Rochester	.345	108	435	83	150	29	15*	6	47	34	77	22	3	5
1972 Baltimore	.364	9	11	5	4	0	1	0	0	0	0	1	1	0
1973 Baltimore	.337	110	356	73	120	15	11*	7	34	34	49	23	10	3
1974 Baltimore	.233	94	270	35	63	10	3	1	19	21	46	12	4	1
1975 Baltimore	.269	114	349	47	94	19	4	2	32	32	81	16	3	4
1976 Baltimore	.251	133	450	71	113	15	7	9	36	43	76	42	10	1
1977 Baltimore	.317	133	518	74	164	31	3	4	41	45	89	18	8	2
1978 Baltimore	.237	33	114	21	27	5	2	2	6	17	15	5	3	2
1979 Baltimore	.285	148	569	80	162	29	1	7	49	43	74	37	12	3

M.L. Totals	.283	774		406	747		32	32	217	235	430		51	16
			2637				124				154			

* Led league

* Tied for league lead

1—Selected by Baltimore organization in June '68 free agent draft (8th round, Baltimore's 11th selection, regular phase).... Signed on 6/18/68.

League Championship Series Record

YEAR CLUB, OPP.	AVG.	G	AB	R	H	2B	3B	HR	RBI	BB	SO	SB	CS	HP
1973 Bal. vs. Oak.	.000	2	7	1	0	0	0	0	0	2	2	1	0	0
1974 Bal. vs. Oak.	.000	2	1	0	0	0	0	0	0	0	1	0	0	0
1979 Bal. vs. Cal.	.250	4	16	5	4	0	1	0	0	4	3	2	0	0
L.C.S. Totals	.167	8	24	6	4	0	1	0	0	6	6	3	0	0

World Series Record

YEAR CLUB, OPP.	AVG.	G	AB	R	H	2B	3B	HR	RBI	BB	SO	SB	CS	HP
1979 Bal. vs. Pit.	.143	7	21	3	3	0	0	0	1	2	1	0	0	1

THE 1979 SEASON

Al showed no ill effects from the broken left leg and dislocated ankle that had sidelined him for nearly four months in '78.

In '79 he set career highs in games (148), at bats (569), runs (80), and rbi (49); led the club with 37 steals, and played well, often spectacularly, on defense.

Batting: Like nearly everybody on the club, Al got off to a slow start and was hitting only .185 (10-for-54) after 14 games thru Apr. 24.... However, a 12-game hitting streak thru May 8 brought him up to .296.

Highs & Lows: On June 2 he was at a season high .297 (not including the first month).... From June 4 to the end of the season, he ranged from a low of .268 (July 20) to a high of .292 (Sep. 23).

Hot Spells: His hottest stretch of the year extended from July 21 thru Aug. 17 during which he hit safely in 23 of 24 games, including 15 in a row at one point, and batted .363 (33-for-91).

In late May, during a two-game span, he raised his average from .260 to .289 by going 3-for-4 vs. Boston on May 24 and 5-for-8 against Detroit (16 innings) on May 26.... That was his second career five-hit performance.

In September he raised his average from .275 to a final .285 by batting .330 for the month (see below).

By Month: Apr.-.232 (19-for-82)... May-.340 (36-for-106)... June-.259 (22-for-85)... July-.286 (32-for-112)... Aug.-.238 (20-for-84)... Sep.-.330 (33-for-100).

vs. Lefthanders: Al hit for a higher average in '79 against lefthanders-.288 (38-for-132) than against righthanders-.284 (124-for-437).

Lifetime, he is batting .251 vs. lefties (99-for-395) and .289 vs.

ALONZA (AL) BENJAMIN BUMBRY

righthanders (648-for-2242). However, in the only two seasons he has been used extensively against southpaws, he has hit well: '77-.272 (37-for-136) and '79-.288. These are the only two seasons he has batted more than 50 times vs. lefthanded pitchers.

vs. Opponents: (see '79 and career statistics vs. each opponent on pages 37-39) . . . In '79 "Bee" hit .424 (14-for-33) vs. Toronto, and .396 (21-for-53) with 17 runs in 12 games against Seattle. . . . He also hit over .300 against: Boston-.315 (17-for-54), K.C.-.333 (15-for-45) and Milwaukee-.351 (13-for-37).

Lifetime, he is batting .384 (28-for-73) vs. Toronto, .347 (25-for-72) vs. Seattle and .295 (76-for-258) vs. Milwaukee.

He has hit five home runs against the Yankees (most against a single opponent).

Stolen Bases: Al stole 37 bases (49 tries, pct. .755), the third highest total in club history behind Luis Aparicio (57 in '64) and Al's own best 42 in '76).

He was fourth in the A.L. in '79 behind Willie Wilson-83, Ron LeFlore-78, and Julio Cruz-49.

Lifetime he ranks fourth in club history with 154, trailing Paul Blair (167), Aparicio (166), and Mark Belanger (158). . . . He needs only 14 this year to set an Orioles' career record.

Home Runs: Al hit six of his seven off righthanders and six of seven on the road. . . . The lone exception in both cases was his final homer of the year, off Cleveland lefthander Rick Waits in Baltimore on Sep. 22.

He led off two games on the road with homers (May 11 and 26) and hit two home runs off Detroit's Milt Wilcox.

Though he wound up batting only .190 lifetime against Catfish Hunter (12-for-63), "Bee" hit five of his 31 career homers against the now-retired Yankee.

Fielding: Al's ability to cover a lot of ground in center was a major reason for the improvement in the O's outfield defense.

He made a number of outstanding catches, but probably his two best were: June 3 at Texas when he robbed Richie Zisk of extra bases with a diving grab of his line drive in the fifth inning, and, on Sep. 15 at Baltimore, when he took a home run away from Boston's Butch Hobson by leaping high over the fence in the sixth. That was only the second out, but he drew a standing ovation at the time of the play and it didn't end until he came into the dugout after the inning was over.

When he first came to the big leagues ('73), Al was a left-fielder. . . . He didn't start his first game in center until July 4, '76, then made 53 starts there over the rest of the year. . . . In '77, he shared center with Larry Harlow and Elliott Maddox and in '78 with Harlow. In '79, only once did he start at another position (left on Apr. 13 when Harlow opened in center). . . . However, on days that he was not in the opening lineup, Gary Roenicke normally moved over to center.

Injuries: Al missed only five games all year because of injuries. . . . He strained his left knee sliding into third on June 26 and returned July 1. . . . This was the first time he had escaped the disabled list since '76.

Re-Entry: Al was the only Oriole eligible for re-entry in Nov. '78, and he was selected by seven clubs in addition to the O's. . . . He is one of nine Orioles to have been eligible for re-entry in the four-year history of the system but is the only one who re-signed with Baltimore. (See page 64).

He is one of three players acquired by the O's thru re-entry along with Billy Smith-'77 and Steve Stone-'78.

CS/WS: Al was the leading run scorer in the ALCS with five, and he also hit the only triple. . . . In game three he was charged with an error in the ninth inning (one out) when with Rod Carew on second and Brian Downing on first, he dropped Bobby Grich's low line drive. Carew came around on the play to score the tying run, then Harlow followed with a game-winning double.

When Al singled in the first inning of ALCS game #2, he snapped an 0-for-12 string in post-season play. . . . He had gone 0-for-8 in the '73 and '74 ALCS and 0-for-4 in '79 game one.

He started all four games in the ALCS, and in four of seven in the world series. Roenicke opened in center in games three, five, and six, but Al was brought in later in all three games with Roenicke shifting to left.

Super Star: "Bee" finished second in preliminary competition to Phil Garner thus qualifying for the finals in which he finished seventh. . . . In the preliminary round he won the 100 yard dash and the obstacle course event. . . . In the finals (Feb. 6-7) he was beaten at the wire in the 100 by Heisman Trophy winner Charles White (the overall winner), but again took first in the obstacle course competition.

He was tied for fourth in weightlifting, fifth in bicycle racing and fourth in the half-mile run in the finals. . . . His 2:18 half mile represented a 40 second improvement over his time for that event in the preliminary two months earlier.

Order of finish in finals: 1—White (U.S.C.); 2—Russ Francis (N.E. Patriots), 3—Garner, 4—Joe Theissman (Redskins), 5—Marty Hogan (racquetball player), 6—Mike Schmidt (Phillies), 7—Bumbry, 8—Lou Brock (Cardinals), 9—Gail Goodrich (ex-L.A. Laker), 10—Deacon Jones (ex-L.A. Ram).

PREVIOUS CAREER HIGHLIGHTS

'78 Season: Al broke his left fibula and dislocated his left ankle in a game at Texas on May 12 while sliding back into second base (from third base side) and was sidelined until Sep. 4. . . . During September he pinch-hit five times.

That winter he went to Venezuela (La Guaira) to play himself back into shape.

'77 Season: For the first time since his rookie season ('73) Al hit over .300. This despite a slow start (he was batting .196, 10-for-51 on Apr. 27) and a leg injury that slowed him down in late June and took him out of the regular lineup for a month from July 11 to Aug. 12 (disabled list from July 28 to Aug. 12). . . . He went over .300 for good on Sep. 5.

"Rookie of Year": Al was chosen "rookie of the year" in '73 by both BBWAA and TSN, after batting .327. . . . Teammate Richie Coggins was second in the TSN poll. That year Al and Coggins started against righthanders while Don Baylor and Merv Rettenmund generally got the call vs. lefthanders.

Al is one of four O's to have won "rookie" awards: Ron Hansen '60, Curt Blefary '65, and Eddie Murray '77 are the others.

Odds and Ends: He set a club record and tied A.L. mark with three triples against the Brewers on Sep. 22, '73, in the game that clinched the eastern division title for the O's. . . . Al had three doubles in a game twice in '75 (vs. K.C. on May 23 and vs. Det. on July 2). . . . He beat out three bunts for base hits vs. Cal. on July 10, '75.

Minors: He led the International League in batting (.345) and triples (15) in '72 when he was named Topps/National Association "player of the year" in that league. . . . He started that season at Asheville and ended it in Baltimore. . . . Hit .300 for three different clubs that season.

After returning from two years on active duty in the U.S. Army (see "Personal" below), he finished second in the Northern League batting race to fellow Orioles' farmhand Bob Bailor. . . . Larry Harlow, who also played for the Baltimore farm club at Aberdeen, S.D. that year, was fifth.

Amateur Background: He went to Virginia State College in Petersburg (graduated '68) on a basketball scholarship, after averaging 32 points a game as a high school senior (Ralph Bunche High in King George, Va.).

Played four years of basketball at Virginia State, but didn't play baseball until his senior year. . . . Won the Central Intercollegiate Athletic Association bat title with a .378 average that season, and was all-CIAA in both basketball and baseball.

Started playing baseball at Virginia State at the urging of Dick Bowie.

Personal: Al was called to active duty as a second lieutenant (R.O.T.C.) in June '69, just two months after starting his pro career. . . . Served 11 months in Vietnam as a platoon leader, earned a Bronze Star, and was discharged as a first lieutenant in May '71.

He spends most winters representing the Orioles as an after-dinner speaker and playing on the Birds' basketball team. . . . Single.

MARK MUNDELL COREY


Born: Nov. 3, '55; 6'2"; 200; Bats, R; Throws, R; Position: OF.

Birthplace/Residence: Born in Tucumcari, N. Mex....Grew up in Aurora, Colo. (near Denver)... Moved to Evergreen, Colo. in '76.

Contract Status:

Tenure: 30 days.

Signed Originally with: Baltimore.



YEAR CLUB	AVG.	G	AB	R	H	2B	3B	HR	RBI	BB	SO	SB	CS	HP
1976 Bluefield—1	.400	*70	*285	*62	*114	10	*8	*17	*59	25	57	14	8	0
1977 Charlotte	.310	133	490	76	*152	26	5	15	76	50	82	10	4	10
1978 Rochester	.324	74	250	47	81	15	3	5	40	32	39	3	0	2
1979 Rochester	.249	92	317	38	79	21	1	10	30	35	68	6	5	3
Baltimore	.154	13	13	1	2	0	0	0	1	0	4	1	0	0
M.L. Totals	.154	13	13	1	2	0	0	0	1	0	4	1	0	0
Pro. Totals	.316	382	1355	224	428	72	17	47	206	142	250	34	17	15

* Led league
• Tied for league lead

1—Selected by Baltimore organization in January '76 free agent draft (2nd round, regular phase)... Signed on 6/2/76.

1979: Mark was hampered by injuries for the second straight year.... He missed 31 games from July 11 to August 10 with a severe hamstring pull in his left leg and was also sidelined for various periods with a strained knee and pulled back muscle.

Finished third on the Rochester club in home runs (10) but failed to hit .300 for the first time in four pro seasons (.249). Was recalled by the Orioles on Sep. 1.

Spring Training: Mark was a member of the O's 40-man spring roster and enjoyed a fast start in Miami.... He batted .364 (4-for-11) with three rbi in his first seven games.... He then went into a slump and had just one hit in his final 24 spring at bats before being optioned to Rochester.

Rochester: He batted only .154 (6-for-39) in his first 11 games despite a grand slam and five rbi vs. Toledo on opening day. After that he experienced a see-saw season.... Mark reached a high of .274 on July 1 after batting at a .324 clip (22-for-68) over 21 games with 10 rbi and five homers.

Was batting .270 at the time of his hamstring pull (July 10), but after returning to the lineup, he hit just .214 (9-for-42) with one rbi in the final 11 games.

He finished fourth in fielding among International League outfielders with a .993 percentage (one error in 147 total chances).

Baltimore: Made his major league debut on Sep. 1 against Minnesota in an odd fashion.... With two out in the bottom of the fourth inning, Ken Singleton was ejected for charging Twins' pitcher Paul Hartzell after two consecutive tight pitches.... Mark inherited Singleton's 2-0 count and grounded to second.

Went hitless in first nine at bats before connecting for run-scoring single off the Indians' Larry Andersen on Sep. 28.... Appeared in 11 games in right field as a late inning replacement for Singleton.... Was 0-for-3 as a pinch hitter.

Pro Career: Despite this past season, has a .316 lifetime average in four pro seasons.... Led his league in batting, hits, and total bases in each of his first two years.... Signed by Ray Poitevint.

1978: Underwent surgery on Mar. 20, '78, for the removal of torn cartilage in the right knee, which he originally injured while sliding into second at Charlotte in '77.

Played his first game for Rochester on June 2 after six weeks of workouts at Miami's Biscayne College.... Batted .394 (41-for-104) in his first 29 games with 19 rbi but was hampered much of the second half with minor injuries.

1977: Led the Southern League in batting (.310), hits (152), and total bases (233).... Was tied for third in rbi (76), and finished in a second place tie with Savannah's (Braves) catcher Bruce Benedict in "mvp" vote behind Montgomery (Tigers) shortstop Alan Trammell.... Was voted by league writers and broadcasters to S.L. all-star team that defeated Atlanta in mid-season exhibition.

1976: Was Appalachian League's "player of the year".... Hit an even .400 to become the fourth player in league history (originated in '37) to reach that level. Tony Oliva had been the most recent to do it, in '61.

Set league records for most hits (114) and most total bases (191).... Also led league in four other offensive categories: runs (62), triples (8), home runs (17), and rbi (59).... Was named Topps' "player of the month" in the Appalachian League for both July and August.

Amateur Background: Attended Central Arizona J.C. (Coolidge, Ariz., south of Phoenix).... Hit .409 in '75 and .430 in '76.... Central Arizona won national junior college championship in '76, and Mark was named to all-America team.

Attended Aurora Central High School (suburban Denver), graduating in '74.... Batted .480 as a junior and .449 as a senior.... Played American Legion and Little League baseball.

Personal: His father is a United Airlines pilot.... Hobbies: fishing and skiing.... Single.

TERRENCE (TERRY) MICHAEL CROWLEY

Born: Feb. 16, '47; 6'0"; 182; Bats, L; Throws, L; Pos.: 1B-OF-DH.

Birthplace/Residence: Born and raised in Staten Island, N.Y., but has lived in Baltimore since '70.

Contract Status: Signed a three year contract thru '81 in Aug. '78.

Tenure: Eight years, 90 days.

Signed Originally with: Baltimore.



YEAR CLUB	AVG.	G	AB	R	H	2B	3B	HR	RBI	BB	SO	SB	CS	HP
1966 Miami—1	.255	19	51	5	13	1	0	0	3	5	3	0	0	0
1967 Miami	.262	135	497	50	130	*24	10	3	49	61	51	21	4	5
1968 Elmira	.271	55	181	19	49	8	1	0	22	26	25	7	2	1
Rochester	.262	75	271	37	71	13	3	8	34	35	54	1	1	0
1969 Rochester	.282	132	475	78	134	24	2	28	83	69	61	11	4	1
Baltimore	.333	7	18	2	6	0	0	0	3	1	4	0	0	0
1970 Baltimore	.257	83	152	25	39	5	0	5	20	35	26	2	0	0
1971 Rochester	.282	78	259	56	73	9	4	19	63	52	40	2	0	1
Baltimore	.174	18	23	2	4	0	0	0	1	3	4	0	0	0
1972 Baltimore	.231	97	247	30	57	10	0	11	29	32	26	0	0	1
1973 Baltimore—2	.206	54	131	16	27	4	0	3	15	16	14	0	0	1
1974 Cincinnati	.240	84	125	11	30	12	0	1	20	10	16	1	0	1
1975 Cincinnati—3	.268	66	71	8	19	6	0	1	11	7	6	0	0	0
1976 Atlanta—4	.000	7	6	0	0	0	0	0	1	0	0	0	0	0
Rochester—5	.261	20	69	4	18	7	0	2	7	9	10	1	1	0
Baltimore	.246	33	61	5	15	1	0	0	5	7	11	0	0	1
1977 Rochester	.308	108	403	69	124	24	2	*30	80	42	29	0	0	2
Baltimore	.364	18	22	3	8	1	0	1	9	1	3	0	0	0
1978 Baltimore	.253	62	95	9	24	2	0	0	12	8	12	0	0	1
1979 Baltimore	.317	61	63	8	20	5	1	1	8	14	13	0	0	1
A.L. Totals	.246	433	812	100	200	28	1	21	102	117	113	2	0	5
N.L. Totals	.243	157	202	19	49	18	0	2	32	17	22	1	0	1
M.L. Totals	.246	590	1014	119	249	46	1	23	134	134	135	3	0	6

* Led league

1—Selected by Baltimore organization in June '66 free agent draft (11th round, regular phase).... Signed on 8/10/66.

2—Contract sold to Texas Rangers on 12/6/73.... Rangers in turn sold contract to Cincinnati Reds on 3/19/74.

3—Acquired by Atlanta Braves from Cincinnati Reds in deal for pitcher Mike Thompson on 4/6/76.

4—Released by Braves on 5/6/76 and signed by Rochester as free agent on 5/25/76.

5—Contract purchased by Baltimore from Rochester on 6/27/76.

League Championship Series Record

YEAR CLUB, OPP.	AVG.	G	AB	R	H	2B	3B	HR	RBI	BB	SO	SB	CS	HP
1970 Bal. vs. Min.	.000	2	2	0	0	0	0	0	0	0	0	0	0	0
1975 Cin. vs. Pit.	.000	1	1	0	0	0	0	0	0	0	0	0	0	0
1979 Bal. vs. Cal.	.500	2	2	0	1	0	0	0	1	0	0	0	0	0
L.C.S. Totals	.200	5	5	0	1	0	0	0	1	0	0	0	0	0

TERRENCE (TERRY) MICHAEL CROWLEY

YEAR CLUB, OPP.	AVG.	World Series Record											
		G	AB	R	H	2B	3B	HR	RBI	BB	SO	SB	CS HP
1970 Bal. vs. Cin.	.000	1	1	0	0	0	0	0	0	0	0	0	0
1975 Cin. vs. Bos.	.500	2	2	0	1	0	0	0	0	0	1	0	0
1979 Bal. vs. Pit.	.250	5	4	0	1	1	0	0	2	1	0	0	0
W.S. Totals	.286	8	7	0	2	1	0	0	2	1	1	0	0

Pinch-Hitting: In '79 Terry batted .275 (11-for-40) as a pinch-hitter with one home run and five rbi.

Since returning from Rochester on Aug. 12, '77, he has hit .333 (31-for-93) in that capacity.

Overall as an Oriole, his pinch-hitter average is .301 (55-for-183), and with Baltimore, Cincinnati and Atlanta combined it is .271 (79-for-291).

THE 1979 SEASON

In addition to his pinch-hitting assignments, "Crow" played 15 games as a designated hitter and batted .333 (9-for-27). . . . Defensively, he appeared only twice, both times at first base after Eddie Murray had been ejected (June 18 at Cle. and Aug. 4 at N.Y.).

Big Day/Game-Winners: He enjoyed his finest day of the season at Boston on Sep. 9 as a dh when he went 3-for-4 with two rbi, two walks and a double. . . . It was his first three hit game in the majors since '73.

Terry had two game-winning hits, both in pinch-hit roles: a "sudden death" two out single in the 10th vs. Texas on June 10, and a two out eighth inning single on June 23 (2nd game) vs. Detroit, also in Baltimore.

First: Terry hit his first (and only) home run in two years since he blasted 31 in '77 (30 at Rochester, 1 for Baltimore) when he connected off the Tigers' Jack Billingham on May 27 (1st game) at Detroit.

He hit his first major league triple on Apr. 30, at Seattle, off John Montague.

LCS: In the '79 ALCS, "Crow" went 1-for-2 as a pinch-hitter. . . . He flew out for Dempsey in game one, then singled for Kiko Garcia in the third game, following Al Bumbry's triple, to give the O's a 3-2 lead in the seventh. . . . However, the Angels came back to win it in the ninth.

That was his first hit in three LCS. . . . He was not eligible for either the '69 or '71 ALCS, played in '70 and was eligible, but did not play in '73.

WS: "Crow" appeared in five of the seven world series games vs. the Pirates, all as a pinch-hitter. He made a huge contribution to the O's come-from-behind victory at Pittsburgh in game four, driving in the tying and winning runs in the six run seventh inning that overcame a 6-3 Pittsburgh lead.

He batted for Skaggs in that situation with the bases loaded (and the O's down by one) and pulled a two-run double into the right field corner off Kent Tekulve who had given up an identical blow to John Lowenstein, also a pinch-hitter, two batters earlier.

Terry's only previous world series hit was a bizarre one for the Reds in '75 against the Red Sox. . . . In game six (the one that belongs to Carlton Fisk) he hit a bouncer to Rick Burleson who held the ball until Denny Doyle could cover second. By the time Doyle arrived it was too late to throw and Crowley was credited with a single.

He was 0-for-1 in the '70 world series for O's, but was not eligible in either '69 or '71.

PREVIOUS CAREER HIGHLIGHTS

Terry has spent nearly 12 of his 14 pro seasons with the Baltimore organization; all except two years with Cincinnati and one month with Atlanta.

'78 Season: He batted .342 (13-for-38) as a pinch-hitter with eight rbi. . . . Played in three games defensively (twice in left, once at first) and in 17 as a dh (10-for-57, .174). . . . Did not hit a home run. . . . Produced all 12 rbi at home.

'77 Season: Terry led the International League in homers (30), despite the fact that he was called up to Baltimore on Aug. 12. . . . He finished second in I.L. "mvp" voting to Pawtucket's Ted Cox, and was elected to the I.L. post-season all-star team.

After coming back to Baltimore, he went 7-for-15 (.467) as a pinch hitter with nine rbi. . . . One of his pinch-hits was his second career grand slam in the majors, a shot off Cleveland's Larry Andersen, Sep. 9 at Memorial Stadium. . . . His first slam was hit off the Royals' Roger Nelson at K.C. Municipal Stadium on July 23, '72.

Orioles, '69-'73: He was called up to the majors for the first time Sep. 2, '69, and became the O's number one pinch-hitter in '70 (.291, 9-for-31). He was the only rookie to start the '70 season with the Birds.

After a poor spring training in '71, he was sent back to Rochester. . . . He was recalled May 26 as a replacement for an injured Tom Shopay; returned to Rochester July 6; then came back to the O's in mid-September.

He enjoyed his most productive year in '72, appearing in 97 games (a big league high) and hitting 11 homers. . . .

In '73, the first year of the dh rule, he sometimes platooned with Tommy Davis in that spot. That year also, he played some first base, right and left field. He hit a home run in his final at bat as an Oriole, Sep. 29, '73 off Cleveland's Tom Timmerman.

Cincinnati, '74-'75: The Reds purchased his contract from the Rangers in Mar. '74, three months after the O's had sold his pact to Texas. . . . Terry was the Reds' principal pinch-hitter for two years. . . . He hit .208 (11-for-53) in '74 and .265 (13-for-49) in '75 as a pinch swinger.

Defensively, he played in 29 games in '74 and eight games in '75.

Atlanta/Return to O's, '76: See notation under career statistics.

Amateur Background: "Crow" was scouted and signed for the O's by Frank McGowan, Walter Shannon and the late Joe Torre, Sr. . . . He enjoyed an outstanding baseball career at Curtis High School on Staten Island, and later played baseball at Long Island University where he hit .402 as a sophomore.

He is one of several first basemen to have made it to the majors from New York City: Lou Gehrig, Frank and Joe Torre, Joe Pepitone, Mike Fiore, Ed Kranepool, and Curt Blefary (born in Brooklyn) are among the others.

Personal: Terry and his wife, the former Janet Boyle, have four children: Karlen (1/19/64), Terry, Jr. (1/2/68), Jimmy (10/16/69) and Karen (8/29/76). "Crow" is a starter on the O's highly successful off-season basketball team.

RICHARD (RICH) FREMONT DAUER

Born: July 27, '52; 6'0"; 177; Bats, R; Throws, R; Position: 2B-3B.

Birthplace/Residence: Born and raised in San Bernardino, Cal. area. . . . Now lives in Cockeysville, Baltimore County.

Contract Status: Signed for '80.

Tenure: Three years, 25 days.

Signed Originally with: Baltimore.



YEAR CLUB	AVG.	G	AB	R	H	2B	3B	HR	RBI	BB	SO	SB	CS HP
1974 Asheville—1	.328	53	180	30	59	7	0	11	35	13	18	0	0
1975 Rochester	.170	18	47	2	8	1	0	0	0	3	3	0	1
Asheville	.251	106	374	51	94	13	0	6	44	51	24	5	3
1976 Rochester	*.336	132	*524	84	*176	26	3	11	78	46	38	2	5
Baltimore	.103	11	39	0	4	0	0	0	3	1	3	0	1
1977 Baltimore	.243	96	304	38	74	15	1	5	25	20	28	1	0
1978 Baltimore	.264	133	459	57	121	23	0	6	46	26	22	0	4
1979 Baltimore	.257	142	479	63	123	20	0	9	61	36	36	0	1
M.L. Totals	.251	382		158	322	58	1	20	135	83	89	1	5
					1281								

* Led league

1—Selected by Baltimore organization in June '74 free agent draft (1st round, regular phase). . . . Signed on 6/20/74.

League Championship Series Record

YEAR CLUB, OPP.	AVG.	G	AB	R	H	2B	3B	HR	RBI	BB	SO	SB	CS HP
1979 Bal. vs. Cal.	.182	4	11	0	2	0	0	0	0	0	1	0	0

World Series Record

YEAR CLUB, OPP.	AVG.	G	AB	R	H	2B	3B	HR	RBI	BB	SO	SB	CS HP
1979 Bal. vs. Pit.	.294	6	17	2	5	1	0	1	1	0	1	0	0

RICHARD (RICH) FREMONT DAUER

THE 1979 SEASON

Rich played second base (105 games) and third base (44 games), and set career highs for games (142), at bats (479), runs (63), hits (123), homers (9), rbi (61), walks (36), and sacrifice flies (8).

He tied Eddie Murray for the club lead in game-winning rbi (14) and for fourth place in the A.L. Rich won four games with base-hits in the 7th inning or later.

Batting: He was in and out of the .300 circle between Apr. 30 and May 12. From the first of June thru and end of the season his average ranged from .246 to .268. . . . He hit .249 (70-for-281) before the all-star break and .268 (53-for-198) after.

Aprils: In his two previous Aprils with the O's, Rich had hit .000 (0-for-22) in '77 and .107 (3-for-28) in '78. No one was surprised, therefore, when he went 2-for-27 (.074) in his first eight games thru Apr. 15 (including an 0-for-21 stretch).

However, when the month ended he was batting .324 (24-for-74). . . . The biggest factor in that surge was an 11-for-16 effort during the last three games of the month including two straight 4-for-6 days (at Oak. Apr. 29, at Sea. Apr. 30).

Heat: That hot spell continued thru May 5. At that point, Rich had hit safely in eight straight games and gone 20-for-38, a pace that raised his average to an all-time big league high of .341. After that, he went 3-for-25 and dropped below .300 permanently.

Walks/Strikeouts: Despite the fact that he does not walk often (36 times all year), he drew four bases on balls in one game, on May 8 vs. Oak. at Bal.

His 36 strikeouts (in 528 plate appearances) gave him a total of only 86 in three full seasons (1389 plate appearances). . . . He has averaged only one strikeout for every 16 trips to the plate ('77, '78, '79).

By Month: April-.324 (24-for-74). . . . May-.224 (22-for-98). . . . June-.257 (19-for-74). . . . July-.234 (18-for-77). . . . Aug.-.241 (21-for-87). . . . Sep.-.275 (19-for-69).

Vs. Opponents: (See '79 and lifetime statistics vs. each opponent on pages 37-39). . . . Last year, Rich hit best against Milwaukee (.349, 15-for-43), and, lifetime, his top average is against Chicago (.340, 33-for-97).

Fielding: Though he didn't match his record-breaking defensive efforts of '78 (see below), he enjoyed another fine year in the field.

In 103 games at second, he erred only 10 times in 483 chances (.979) and in 44 at third he had a percentage of .943 (7 3 in 123 tc), but drew critical raves for his work at the hot corner while playing 32 games there during Doug DeCinces' absence (because of a bad back) from Apr. 27 thru June 4.

On June 29 (1st gm.) Rich had 10 putouts (7 on pop-ups) and four assists for 14 total chances vs. Toronto. . . . (A.L. records are 12 po by Bobby Knoop and 17 tc by Jimmy Dykes and Nellie Fox).

PREVIOUS CAREER HIGHLIGHTS

'78 Season: Rich was batting only .176 (13-for-74) thru May, then went on to hit .281 the rest of the way. . . . He batted .395 (30-for-76) in June.

From June 18 thru 28, Rich enjoyed an usual 10-game batting streak in which he had two or more hits in each (including three hits four times), went 24-for-48 and raised his average to a high of .289 on July 28.

Fielding Record: He broke two M.L. and two A.L. records at second base. Before making his only error of the year at that position, a wild throw on Sep. 30 (O's next to last game), Rich had played 86 straight errorless games there and had handled 424 errorless chances.

That effort surpassed Ken Boswell's (Mets) '70 mark of 85 errorless games and the late Ken Hubbs' (Cubs) '62 record of 418 errorless chances. Ironically, Hubbs, who was killed in a crash of a plane he was piloting on Feb. 16, '64, was from Dauer's hometown (Colton, Cal.).

Rich also broke two A.L. records that the Red Sox' Bobby Doerr had held since '48: 73 consecutive errorless games and 433 errorless chances.

Near Misses: Rich also came close to several records extending over two seasons. With one errorless game at the end of '77, he had a total of 87 games and 433 errorless chances, but fell short of Joe Morgan's 91 games ('77-'78), and Jerry Adair's 458 chances ('64-'65), and Adair's A.L. mark of 89 errorless games ('64-'65).

Didn't Qualify: Rich's .998 fielding percentage at second did not qualify for the record books or the official '78 percentage lead at second because he played too few (87) games at that position.

Odds and Ends: He became a full-time regular on June 12. . . . For the rest of that month he played third for DeCinces who was ill, then moved over to second and played regularly for the rest of the year.

Rich burned the back of his right hand in a kitchen accident (while popping corn) on March 1 in his Miami apartment, two days before he was due to start spring workouts, and missed a week of practice.

'76 & '77 Seasons: He came up to the O's first in Sep. '76, and went only 4-for-39 in 11 games. . . . Then in '77, he started the season as the O's regular second baseman, but sent 0-for-26 until May 13 and was only 1-for-41 (.024) thru May 31. To that point his career average in the majors was .063 (5-for-80).

He also had an 0-for-25 string at Memorial Stadium (including 0-for-5 in late '76) before first breaking into the hit column at home on June 11, '77.

After the 1-for-41 start, he batted .278 (73-for-263). . . . He hit his first big league home run off Boston's Bill Lee at Fenway on June 9, '77.

Minor League Career: Rick spent only three seasons in the minors after jumping directly from the U.S.C. campus to the AA Southern League in '74.

When the O's picked him first in June '74, it was the fourth time he had been selected in the free agent draft. . . . Oakland (twice) and Cleveland had tapped him earlier (before his transfer to U.S.C.).

Rochester '76: Rich won the International League batting title by hitting safely in his last two regular season at bats with an average of .33588, just beating out Charleston's Miguel Dilone who hit .33578.

He was co-mvp in the I.L. with shortstop Mickey Klutts of Syracuse and Toledo first baseman Joe Lis. . . . Rich was also picked to the I.L. all-star team by vote of fellow players and led the league in hits (176).

He teamed with Kiko Garcia to provide Wings with top keystone combination and led I.L. second basemen in fielding percentage.

'74-'75 Seasons: He hit .328 in his rookie pro season ('74) as a third baseman at Asheville (AA), but broke his left ankle in July after 53 games, and was sidelined for the rest of the season.

He started '75 at Rochester, but was sent back to Asheville in early May after batting only .170 in 18 games.

Amateur Background: Rich played two years at San Bernardino Valley College then transferred to U.S.C.

U.S.C.: He played on two national championship teams ('73 and '74) at U.S.C. (they were fourth and fifth straight for Coach Rod Dedeaux' Trojans).

While he was there, Rich played with Roy Smalley, Fred Lynn, Steve Kemp, and Pete Redfern. . . . Senior year, he was a first team all-American and set NCAA one-season records in hits (108), rbi (92), and total bases (181).

He also established U.S.C. standards for homers (15), doubles (24), and runs (70), and his rbi mark shattered the old school record of 67 set by Ron Fairly. Rich was selected to the '74 College World Series all-tournament team.

Colton: He played baseball, and football at Colton High School. . . . He also participated in American Legion and Little, Pony, and Colt League baseball programs.

Personal: Rich and his wife, the former Chris King of San Bernardino, were married Feb. 1, '75. . . . The Dauers own a home in Cockeysville, north of Baltimore.

DOUGLAS (DOUG) VERNON DeCINCES

Born: Aug. 29, '50; 6'2"; 194; Bats, R; Throws, R; Pos.: 3B-2B.


Birthplace/Residence: Born in Burbank, Cal. . . . Grew up in Northridge, Cal. . . . Now lives in nearby Valencia, Cal. (L.A. area).

Contract Status: Signed a three year contract in Dec. '77 extending thru '80 season.

Tenure: Five years, 40 days.

Signed Originally with: Baltimore.

Pronounced: Duh-SIN-say.



DOUGLAS (DOUG) VERNON DeCINCES

YEAR CLUB	AVG.	G	AB	R	H	2B	3B	HR	RBI	BB	SO	SB	CS	HP
1970 Bluefield—1	.293	54	164	28	48	10	0	4	27	21	38	8	1	0
Dallas-Ft. W.	.171	11	35	3	6	1	0	0	2	2	5	1	0	0
1971 Dallas-Ft. W.	.260	78	235	29	61	10	1	5	29	31	47	6	2	1
1972 Asheville	.263	123	396	71	104	23	7	10	60	82	82	9	3	4
1973 Rochester	.267	131	438	79	117	25	3	19	79	82	100	5	4	7
Baltimore	.111	10	18	2	2	0	0	0	3	1	5	0	0	0
1974 Rochester	.282	132	444	70	125	17	4	11	66	77	74	8	3	7
Baltimore	.000	1	1	0	0	0	0	0	0	0	0	0	0	0
1975 Baltimore	.251	61	167	20	42	6	3	4	23	13	32	0	1	1
1976 Baltimore	.234	129	440	36	103	17	2	11	42	29	68	8	4	2
1977 Baltimore	.259	150	522	63	135	28	3	19	69	64	86	8	8	2
1978 Baltimore	.286	142	511	72	146	37	1	28	80	47	82	8	7	2
1979 Baltimore	.230	120	422	67	97	27	1	16	61	54	68	5	3	3
M.L. Totals	.252	613	2081	260	525	115	10	78	278	208	341	29	23	10

1—Selected by Baltimore organization in January '70 free agent draft (3rd round, secondary phase) . . . Signed on 5/10/70.

League Championship Series Record

YEAR CLUB, OPP.	AVG.	G	AB	R	H	2B	3B	HR	RBI	BB	SO	SB	CS	HP
1979 Bal. vs. Cal.	.308	4	13	4	4	1	0	0	3	1	1	0	0	0

World Series Record

YEAR CLUB, OPP.	AVG.	G	AB	R	H	2B	3B	HR	RBI	BB	SO	SB	CS	HP
1979 Bal. vs. Pit.	.200	7	25	2	5	0	0	1	3	5	5	1	0	0

THE 1979 SEASON

Doug struggled at the plate both before and after he tore a muscle in his back, on April 27, an injury that forced him to miss 33 games (out of action for 5½ weeks). . . . Overall, he experienced a marked decline in average, home runs, and rbi.

Defensively, he made the play of his career in the game that clinched the A.L. pennant for the O's (ALCS #4), turning a possible game-tying double into an inning-ending double play (see details below under ALCS).

Injury: Doug tore a muscle in his lower back fielding a ground ball in pre-game practice at Oakland Apr. 27. He spent four days in traction in an Oakland hospital then spent another week in Children's Hospital in Baltimore.

After release from the hospital, he took nearly a month of physical therapy before returning to the active roster on June 5. He started against Minnesota that night after missing 33 games and promptly went 0-for-13 as his average sank to .190 (15-for-79) on June 8.

At the time he was put on the disabled list, Benny Ayala was called up to replace him on the 25-man list. . . . Upon his return, Larry Harlow was traded to California to create a roster vacancy.

Batting: Doug was batting .224 (15-for-67) at the time of his injury and he hit .231 (82-for-355) after he came back. He reached a high of .262 on July 25.

The 56-point drop in his average (from .286 in '78 to .230) was the largest in the A.L. . . . His home run production was off 12 (from 28 to 16) and rbi were down 19 (80 to 61).

Big Moment: For many Orioles fans the biggest moment of the year was produced by Doug in a game at Baltimore vs. Detroit on Friday, June 22. The O's came into the ninth inning trailing 5-2. . . . Ken Singleton hit a one-out solo homer, then with two out and Eddie Murray on first, Doug homered deep into the left field stands off Dan Tobik to give the Birds a 6-5 win with 35,456 happy fans on hand to celebrate. (Murray duplicated that feat in the first game of a doubleheader the next night.)

Vs. Opponents: He hit .303 against Texas (10-for-33). . . . The club as a whole hit only .221 vs. the Rangers. . . . He was the O's top hitter against Detroit-.333 (9-for-27) among regulars.

Lifetime, he has a .300 average vs. three clubs: Seattle-.314 (27-for-86), Minnesota-.313 (50-for-160), and Milwaukee-.300 (68-for-227). . . . His 12 homers and 38 rbi against the Tigers represent a personal high vs. one opponent.

Hitting/RBI Streaks: When Doug singled home a run on opening day, he set a club record by hitting safely in his 22nd consecutive game (over two years). . . . He had already established the one season mark in '78 by hitting safely in the last 21 games of the season (old record of 20 was held jointly by Bob Nieman and Dave Johnson).

It was also the 11th straight game in which he had driven in a run (two seasons). Both streaks ended the next day.

Home Runs: He hit his third career grand slam, on Aug. 26 (1st game), at Chicago off lefty Steve Trout. His first was against Detroit's Ray Bare at Baltimore on May 21, '76, and his second was hit at Texas off Doyle Alexander on July 25, '78.

Doug hit two homers in one game on Sep. 6 at Baltimore, off Toronto's Butch Edge and Tom Buskey. . . . It was his fifth two-homer game lifetime.

He homered off Ron Guidry on Apr. 10 in Baltimore. It was his fourth lifetime off the Yankee lefty, but his only '79 hit against him in 10 tries (lifetime average .258, 8-for-31). . . . Doug is only one with as many as four homers. . . . Hisle, LeFlore, Soderholm, Spencer, and Yaz have each hit two off Guidry.

Doug went homerless in 35 straight games from July 7 until August 19 when he connected off K.C.'s Dennis Leonard in Baltimore.

Fielding: Doug had a .964 fielding percentage at third (13 e in 359 total chances), fourth best among the 12 A.L. qualifiers (Carney Lansford led at .983).

Triple Play: He started his second triple play in two years on June 10 vs. Texas at Baltimore. . . . With Al Oliver on second and Pat Putnam on first, Buddy Bell hit a liner to Doug who threw to Rich Dauer to double Oliver; then Dauer relayed to Murray to get Putnam.

Doug started an "around the horn" triple play on Sep. 9, '78 at Toronto (batter Rick Cerone).

3rd Base/Brooks: Doug has now played 550 games at third base. . . . Only Brooks (2871) has played more games at that position for the O's. George Kell is third with 195.

Doug spelled Brooks frequently at third base in '75 (34 games), but it wasn't until May 17, '76, that he first became a regular at that position. In late June-early July of '76 Brooks started 14 of 18 games, but thereafter, until Brooks retired after the '77 season, Doug was the regular with few exceptions.

For the first time, in '79, Doug played only one position. . . . In '75 and '76, he played all four infield positions; saw action at first, second, and third in '77 and at second and third in '78.

CS: He made a pennant-winning play in the fifth inning of game four. . . . The O's were up 3-0, but the Angels had the bases loaded and only one out when Jim Anderson hit a scorching drive down the third base line.

Doug stopped what could have been a game-tying double with a dive to his left, hooked the bag with his foot for the force out (on Bobby Grich at third), then got up and threw out Anderson to end the inning. . . . The O's broke the game open with five in the seventh, and Scott McGregor held the Angels in check the rest of the way.

In game one, his sac fly in the fourth off Nolan Ryan gave the O's a 3-2 lead, and it was Doug who scored the winning run on John Lowenstein's homer after he had singled to lead off the 10th inning.

He hit another sac fly in game three and contributed a double and single in four trips in the final game.

Defensively, he handled all 11 chances that came his way.

WS: In game one Doug became the 15th player in series history to hit a home run in his first world series at bat just as his predecessor, Brooks Robinson, had done 13 years earlier. Ironically, Brooks had thrown out the first ball that night and Doug was the one to whom he threw it.

In the sixth Doug muffed two grounders (that led to two unearned runs) to tie the record set back in 1910 by the Cubs' Harry Steinfeldt (of Tinker to Evers to Chance fame). There were a total of six errors made that wet night (three by each club) with the temperature at 41 degrees.

In the seven games Doug had 31 chances (7 putouts and 21 assists) including three errors. . . . There were only two stolen bases in the series, both by the O's, one by Doug (in game four) and the other by Murray.

PREVIOUS CAREER HIGHLIGHTS

Doug is now beginning his 11th pro season, all in the Baltimore organization, since he was signed by Al Kubski and Ray Poitevint on May 10, '70. . . . He was drafted earlier by the San Diego Padres but chose not to sign with them.

'78 Season: A torrid finish, constructed over the last three months, gave Doug the club lead in homers (28), doubles (37), and slugging pct. (.526), and second place (to Ken Singleton's .293) in average (.286).

DOUGLAS (DOUG) VERNON DeCINCES

Slow Start: From the start of spring training into June, Doug was afflicted by a backache, a broken nose, and a debilitating virus (the broken nose was his fourth lifetime).

On June 30, he was batting .226 (43-for-190) in 57 games with only 13 rbi despite a respectable home run total (7) and 12 errors.

Incredible Finish: His resurgence started on July 1 and continued over the last three months of the campaign.

In that period he played 85 games, drove in 67 runs, hit 21 homers and 27 doubles plus a triple, batted .321 (103-for-321), and had a .607 slugging average (195 total bases for 321 at bats).

His fielding improvement was equally dramatic. He had eight errors at third and four at second by June 30 (50 games) then made only two the rest of the way in 85 games.

What's more, he had only one boot in his final 72 games and none at all in his last 28.

July: In 28 games during July, Doug batted .336 (38-for-116), hit 12 doubles, one triple and 10 homers, and drove in 31 runs. . . . His rbi output for the month tied a club record held by Jim Gentile (May '61) and Boog Powell (June '66 & July '69).

That performance earned him the A.L.'s "player of the month" award for July.

Fielding: He fielded .975 (10 errors in 401 chances), up substantially from .958 the year before at third base. . . . He erred only once in his final 225 chances, and not at all in his last 91. (See also fielding notes above under "Incredible Finish.")

Doug started the season at second and played three games there while the O's were experimenting with Eddie Murray at third. In all, he logged 12 games at second that year and made four errors in 59 chances (.932).

Firsts: Doug made his big league debut on Sep. 9, '73, at Cleveland. . . . His first big league hit was a 10th-inning game winner vs. Milwaukee's Ed Sprague on Sep. 13, '73 at Baltimore. . . . He hit his first big league homer off Tom Buskey at Cleveland on May 4, '75, and also enjoyed his only four-hit game that day.

Odds and Ends: He has had seven late-inning game-winning rbi in the last three years. . . . Has twice driven in five runs in a game (Aug. 15, '75 vs. Texas at Baltimore and July 25, '78 at Texas).

Minors: He reached the big leagues after two good years at Rochester ('73-'74). . . . Was picked to International League all-star team both years.

Amateur Background: He played baseball and basketball at Monroe High in Sepulveda (graduated '68). . . . He was all-state junior college at Pierce J.C. in Woodland Hills, Cal.

Played in American Legion and Little, Pony, and Colt League baseball programs.

Personal: Doug has served as honorary chairman of the Kidney Foundation fund-raising program the last two years. . . . He has been active also with the Special Olympics (for retarded children), and has hosted many nights at Memorial Stadium for underprivileged and handicapped groups over the past three years.

He is a vice-president of the C.T. DeCinces Construction Corp. (owned by his father), and works in project and office management during the off-season. . . . Of French-Italian descent. . . . Spent four years in the California Air National Guard.

He and his wife, Kristi, were married Jan. 9, '71, and have two children: Timothy (4/26/74) and Amy Catherine (11/4/79). They own a home in Baltimore but spend winters in California.

JOHN RIKARD (RICK) DEMPSEY


Born: Sep. 13, '49; 6'0"; 184; Bats, R; Throws, R; Position: C.

Birthplace/Residence: Born in Fayetteville, Tenn. . . . Grew up and still lives in Southern Cal. . . . Now lives in Agoura, Cal.

Contract Status: Signed five year contract in Sep. '78 extending thru '83 season.

Tenure: Seven years, 13 days.

Signed Originally with: Minnesota.



JOHN RIKARD (RICK) DEMPSEY

YEAR CLUB	AVG.	G	AB	R	H	2B	3B	HR	RBI	BB	SO	SB	CS	HP
1967 Sarasota—1	.206	40	102	9	21	4	3	0	9	7	12	1	2	0
1968 Wisc. Rapids	.229	11	35	12	8	2	0	1	6	1	7	0	0	0
Auburn	.293	73	270	48	79	10	7	7	61	23	39	3	0	1
1969 Wisc. Rapids	.364	50	151	35	55	11	2	6	31	25	12	7	1	1
Minnesota	.500	5	6	1	3	1	0	0	0	1	0	0	0	0
1970 Charlotte	.245	105	351	28	86	20	6	4	42	35	66	4	1	1
Minnesota	.000	5	7	1	0	0	0	0	0	1	0	0	0	0
1971 Charlotte	.243	105	338	39	82	16	2	8	47	42	28	3	1	1
Minnesota	.308	6	13	2	4	1	0	0	0	1	1	0	0	0
1972 Minnesota	.200	25	40	0	8	1	0	0	0	6	8	0	0	0
Tacoma—2	.236	48	161	13	38	6	2	3	18	12	27	2	1	1
1973 Syracuse	.248	122	387	53	96	14	4	6	47	55	43	11	4	1
New York (AL)	.182	6	11	0	2	0	0	0	0	1	3	0	0	0
1974 New York (AL)	.239	43	109	12	26	3	0	2	12	8	7	1	0	0
1975 New York (AL)	.262	71	145	18	38	8	0	1	11	21	15	0	0	0
1976 N.Y. (AL) Balto.—3	.194	80	216	12	42	2	0	0	12	18	21	1	1	2
1977 Baltimore	.226	91	270	27	61	7	4	3	34	34	34	2	3	2
1978 Baltimore	.259	136	441	41	114	25	0	6	32	48	54	7	3	0
1979 Baltimore	.239	124	368	48	88	23	0	6	41	38	37	0	1	0

M.L. Totals	.237	592	1626	162	386	71	4	18	142	177	180	11	8	4
-------------	------	-----	------	-----	-----	----	---	----	-----	-----	-----	----	---	---

1—Signed as a free agent by Minnesota Twins organization, 1967.
2—Acquired by New York Yankees from Minnesota Twins in deal for outfielder Danny Walton on 10/27/72.
3—Acquired by Baltimore Orioles from New York Yankees with pitchers Rudy May, Tippy Martinez, Dave Pagan and Scott McGregor (assigned from Syracuse to Rochester) in deal for pitchers Ken Holtzman, Doyle Alexander and Grant Jackson and catcher Elrod Hendricks on 6/15/76. At same time pitcher Jimmy Freeman was assigned outright from Rochester to Syracuse.

League Championship Series Record

YEAR CLUB, OPP.	AVG.	G	AB	R	H	2B	3B	HR	RBI	BB	SO	SB	CS	HP
1979 Bal. vs. Cal.	.400	3	10	3	4	2	0	0	2	1	0	1	0	0

World Series Record

YEAR CLUB, OPP.	AVG.	G	AB	R	H	2B	3B	HR	RBI	BB	SO	SB	CS	HP
1979 Bal. vs. Pit.	.286	7	21	3	6	2	0	0	0	1	3	0	0	0

THE 1979 SEASON

Rick has caught in 258 games in the past two seasons (including 124 in '79), more than any other catcher in O's history. . . . Gus Triandos was behind the plate in 257 games in '58-'59. In '78, Rick erased Triandos' one-year club record (132) when he caught 135 games.

In addition to another superb year throwing, he also set a career high in rbi (41).

Rick has now played 13 seasons professionally, and has spent at least a part of 11 in the A.L.

He went to Japan with major league all star team last November with Earl Weaver, Ken Singleton and Dennis Martinez.

Throwing/Fielding: In '79 he threw out 41 of 90 runners attempting to steal (49 succeeded) for a .456 percentage. The league average against the stolen base was .357. He also picked three runners off base.

In the world series he was credited with two caught stealings in two attempts both in game two (Bill Madlock and Matt Alexander). . . . After that, only one Pirate tried to run (Madlock, game four) and Skaggs threw him out. In the championship series Rod Carew was the only Angel who ran on Dempsey, and Rick nailed him (game one).

He led the league in assists (81) and fielded .990 (7 e in 703 tc). He was third in percentage behind Jim Sundberg (.995) and Butch Wynegar (.992) and second to J. C. Porter in double plays (14 to 15). . . . Rick had only five passed balls. Among the eight qualifiers, only Wynegar had fewer (4).

Since joining the O's in mid '76, he has tossed out 146 of 307 runners (.476). He nipped 21 of 44 in '76, 36 of 64 in '77, and 48 of 109 in '78.

He threw out four Angels in one game on May 12, '77, at Anaheim (Bobby Grich, Gil Flores, Jerry Remy, and Don Baylor), and has tossed out three runners in a game six other times including twice in '79: Apr. 8 vs. White Sox (Chet Lemon, Jorge Orta, Mike Squires) and June 22 vs. Detroit (Steve Kemp, John Wockenfuss, and Dave Machemer).

On June 1, '77, he tied a major league record for catchers by participating in three double plays. All were strikeouts with throws to Mark Belanger to retire would-be base stealers.

In '78, he threw out eight of 15 K.C. stealers. The Royals stole 216 bases in 300 tries that year.

D. Martinez: When Dennis Martinez starts, Dave Skaggs usually catches. However, Rick did start Dennis' first three outings and threw out four of six runners attempting to steal in those games, all three of which the O's lost.

JOHN RIKARD (RICK) DEMPSEY

Batting: He hit .318 (21-for-66) in his first 20 games (thru Apr. 29), and was batting .278 on June 18 (45-for-262) when he went into a 1-for-23 skid. From June 19 he batted .209 (43-for-206) in 72 games, reversing the pattern of the previous year when he hit .293 from June 23 on. Rick hit only .191 at home but batted .282 on the road.

Home Runs: He hit six home runs in both '78 (136 games) and '79 (124 games). Prior to that he had hit only six lifetime in 332 major league games.

He hit his first career slam on Sep. 9 at Fenway Park off Joel Finch. Five of his home runs were hit on the road.

Vs. Opponents: Rick hit .382 (13-for-34) vs. Chicago (the O's hit only .210 as a club against the White Sox), .323 (10-for-31) vs. Cleveland, and .310 (9-for-29) vs. New York.

Lifetime, he is batting .324 (47-for-145) against Chicago and .311 (37-for-119) vs. Minnesota.

CS/WS: He batted a composite .323 (10-for-31) in 10 post season games. He started three of the four ALCS games and six of the seven in the world series. Skaggs was in the lineup in the two games Dennis Martinez started. Rick threw out the only three runners attempting to steal on him in post-season. . . See "Throwing/Fielding" above.

PREVIOUS CAREER HIGHLIGHTS

Orioles: Rick became a regular for the first time in his major league career in '77 (his first full year with the O's) and had caught in 79 of the club's 83 games thru July 8.

That night he was hit by a Don Gullett pitch that broke a bone in his left index finger. Though he came off the disabled list on Aug. 21 (Brooks went on voluntarily retired list to accommodate his return), he caught in only 12 more games that season.

He had two four-hit days in '78, both at the Seattle Kingdome (June 2 and Aug. 15). That year also he enjoyed the longest hot spell of his career. From June 22 thru July 18, he batted .431 (25-for-58), and from June 22 thru Aug. 15, he hit at a .355 clip (60-for-179). . . On Aug. 30, '78, he went 3-for-4 with a home run off Ron Guidry.

He played three games in the outfield for the O's in '76.

Yankees: He spent his first season in the Yankees organization ('73) at Syracuse but was called up to New York in September. In '76, he played 21 games for the Yankees including the first four games of the season as starting catcher while Thurman Munson was recovering from a hand injury (but was in the lineup as dh).

Twins: He was recalled by the Twins in September for three straight years ('69 thru '71), then started the '72 season in Minnesota before being assigned to Tacoma (PCL).

The Twins chose him in 14th round of June '67 draft, and Jesse Flores signed him.

Rick was a two-time all-star selection in the Southern League while playing with Charlotte, then a Minnesota farm club ('70-'71). . . He was "mvp" in the N.W.-Penn League in '68.

Personal: He went to Crespi High School in Encino, Cal. . . His parents, George T. Dempsey and the former June Archer, performed on vaudeville circuit. . . His father also played in the Broadway production of *Song of Norway*, after World War II.

Rick and his wife, the former Johanna DeMatteo, were married Feb. 1, '69. . . They have two sons: John (8/18/71) and Christian Matthew (3/1/78). The Dempsey's own a home in Cockeysville, Baltimore County.

MICHAEL (MIKE) KENDALL FLANAGAN


Born: Dec. 16, '51; 6'0"; 195; Bats, L; Throws, L; Position: P.

Birthplace/Residence: Born and raised in Manchester, N.H. . . Now lives in Cockeysville, Baltimore County and Amherst, N.H.

Contract Status: Signed five year contract in May '77 extending thru the '81 season.

Tenure: Three years, 170 days.

Signed Originally with: Baltimore.



102

MICHAEL (MIKE) KENDALL FLANAGAN

YEAR CLUB	W-L	ERA	G	GS	CG	SHO	SV	IP	H	R	ER	BB	SO
1973 Miami—1	4-1	2.21	11	10	2	1	0	61	39	21	15	25	61
1974 Miami	6-6	2.10	14	14	6	1	0	103	67	32	24	48	119
Asheville	6-4	1.82	11	11	7	*3	0	84	61	19	17	18	62
1975 Rochester	13-4	2.50	27	25	11	4	0	173	155	58	48	56	135
Baltimore	0-1	2.70	2	1	0	0	0	10	9	4	3	6	7
1976 Rochester	6-1	2.12	7	7	6	1	0	51	40	16	12	14	24
Baltimore	3-5	4.13	20	10	4	0	0	85	83	41	39	33	56
1977 Baltimore	15-10	3.64	36	33	15	2	1	235	235	100	95	70	149
1978 Baltimore	19-15	4.04	40	40	*17	2	0	281	271	128	126	87	167
1979 Baltimore	*23-9	3.08	39	38	16	*5	0	266	245	107	91	70	190

M.L. Totals 60-40 3.63 137 122 52 9 1 877 843 380 354 266 569

* Led league

• Tied for league lead

1—Selected by Baltimore organization in June '73 free agent draft (7th round, regular phase). Signed on 6/13/73.

League Championship Series Record

YEAR CLUB OPP.	W-L	ERA	G	GS	CG	SHO	SV	IP	H	R	ER	BB	SO
1979 Bal. vs. Cal.	1-0	5.14	1	1	0	0	0	7	6	6	4	1	2

World Series Record

YEAR CLUB OPP.	W-L	ERA	G	GS	CG	SHO	SV	IP	H	R	ER	BB	SO
1979 Bal. vs. Phil.	1-1	3.00	3	2	1	0	0	15	18	7	5	2	13

Pitches: Fastball, curve, change, slider

THE 1979 SEASON

Mike was the major league's winningest pitcher (23) in '79 and brought the Cy Young Award back to Baltimore for the fifth time in the last 11 seasons.

In the past three seasons, he has won 57 games, more than any other A.L. pitcher except Ron Guidry (59 wins).

Cy Young: He was a landslide winner of the BBWAA's award, capturing 26 firsts and two seconds among the 28 ballots cast (two per A.L. city). . . He was the only pitcher named on all ballots and accumulated 136 points (5-3-1 system). . . Tommy John (51 points) and Guidry (26) each received a first place vote and finished second and third, respectively.

He becomes the third different O's pitcher to win the "Cy". . . Mike Cuellar tied Denny McLain in '69 and Jim Palmer has won three, in '73, '75, '76.

20-game Winner: Mike was the first to reach the 20-win plateau in the majors in '79 (Sep. 3) when he defeated Toronto in the second game of a doubleheader in Baltimore.

It was the 21st 20-win season in O's history (accomplished by eight different pitchers) and the 20th in the past 12 years (starting '68).

He was one of only three 20-game winners in the A.L. (John-21 and Jerry Koosman-20) and one of five in the majors (Phil and Joe Niekro each won 21).

League Leader: In addition to leading in wins, Mike tied Nolan Ryan and Dennis Leonard for the lead in shutouts (5) and ranked in the top five in six other categories: starts-38 (2nd to Dennis Martinez). . . strikeouts-190 (3rd behind Ryan and Guidry). . . innings-266 (3rd behind Martinez and John). . . era-3.08 (4th). . . complete games-16 (5th tie). . . and, winning percentage-.719 (4th).

15-2: He was 7-5 thru mid-June, then over the next three months (June 17 thru Sep. 13) went 15-2. . . During that stretch he put together an eight-game winning streak (in eight starts) from Aug. 9 thru Sep. 13.

Early in the year he had a five-game winning string (Apr. 22 thru May 12).

Strong 2nd Half: Despite an acceptable 10-6 record thru July 7, Mike's era was a lofty 4.05. He'd given up 130 hits (plus 56 earned runs) in 124 innings and completed only six of 20 starts.

After that, however, he was highly effective. . . He completed 10 of his last 18 starts, was 13-3, compiled a 2.22 era, yielded only 35 earned runs and 115 hits in 142 innings, walked only 35 (average just over two per nine innings), and fanned 117 (average 7.5 per nine innings).

Change-Up: Mike had been without an effective change-up during his career until early July when Scott McGregor taught him how to throw one in five minutes. Earlier in the year, Mike had developed his slider so by mid-season had command of four pitches instead of just two.

Mike credited the change-up with much of second-half success.

103

MICHAEL (MIKE) KENDALL FLANAGAN

Early Inning Woes: In five of his starts, Mike was ko'd in the first or second inning (Apr. 12, May 22, June 12, July 4 & 23). In those five assignments he gave up 25 hits and 24 earned runs in just 6.1 innings (era 34.11), and was 0-4. If those starts were eliminated from his record, he would have been 23-5 with an era of 2.33.

Low-Hitters/Shutouts: Mike pitched three 3-hitters (Apr. 27 at Oak., July 27 at K.C., and Aug. 20 vs. Texas at Bal.) and two 4-hitters (May 12 vs. Sea. at Bal., and June 8 vs. Tex. at Bal.).

Lifetime he has pitched one two-hitter (vs. Det. at Bal. May 23, '78), six 3-hitters and five 4-hitters. See "Near No-Hitter" under "Previous Career Highlights" below.

In '79, Mike shutout Texas twice at home (June 8 and Aug. 20), Toronto (June 30) and California (July 19), both also at home, and Kansas City (July 27) at Royals Stadium.

He now has nine career shutouts: Detroit, Texas, and Toronto—twice each; California, Kansas City, and Oakland—once each.

Strikeouts: He fanned 12 White Sox on Aug. 15, a season high, but one shy of his personal record of 13 (Sep. 27, '77 vs. Det. & June 30, '78 vs. Bos.).

In one three-game stretch (Aug. 5 thru 15) he struck out 31 in 29 innings.

Move to First: Mike nailed eight runners leaning the wrong way at first (five were officially scored as caught stealings). . . . In '78, he erased five runners the same way.

Overall, only 10 of 18 runners succeeded in stealing against him, and in the last two seasons 21 of 42 have been cut down.

Vs. Opponents: Mike was 3-0 vs. three clubs (Oak., Sea., & Tor.) and 3-1 vs. Chicago. . . . He defeated every opponent but Detroit (0-1) and New York (0-3).

When he shut out the Angels on July 19, it was his first lifetime win against them. He later beat California again in ALCS game #2 with a two-inning assist from Don Stanhouse, 9-8.

He owns a career high eight wins against Toronto (vs. 3 losses), and has beaten Seattle six times. See page 31.

In '79, Mike lost all three decisions to the Yankees after having gone 4-0 against them in '78. He is 6-5 lifetime vs. N.Y.

Singleton Home Runs: While Mike was pitching, Ken Singleton hit 15 of his 35 '79 home runs. . . . Since Mike made his debut on Sep. 5, '75, Ken has hit a total of 93 homers, 35 of them in games pitched by Flanagan. . . . In the 38 games Mike started, Singleton hit .338 (46-for-136), hit 15 homers, and drove in 32 runs in '79.

ALCS/WS: Mike started game two of the ALCS and, after yielding a first-inning homer to Dan Ford, became the beneficiary of nine O's runs which gave him a 9-1 lead after three innings. In the 8th he still led by six but, following a walk, error, and single, he was replaced with none out by Stanhouse who was none too effective. Mike got the win ultimately, 9-8, but the Angels had the bases loaded when Brian Downing bounced into a fielders choice for the final out in the 9th.

He pitched the opener of the world series and went the route to a 5-4 win. Again, he was treated to a big early lead (five runs in the first), but the Pirates battled back with the aid of three O's errors and had the tying run on third in the ninth when Mike got Willie Stargell to pop out to Belanger to end the game.

He drew the nod in game five at Pittsburgh and was down by 2-1 in the 6th when he was removed for a pinch-hitter. The Pirates picked on three successors to build up a 7-1 edge which pinned the loss on Flanagan.

Mike was one of five relief pitchers to work for the O's in the ninth inning of game seven. They combined to give up two more tallies after Scott McGregor had held the Bucs to two runs over eight innings.

Other Honors: Mike was named A.L. "pitcher of the year" by *The Sporting News* (by vote of fellow players), and was named as top lefthander on *TSN's* A.L. All-Star Team (to which teammate Ken Singleton was also named).

He finished sixth (highest ranking pitcher) in the A.L. "mvp" voting with 100 points (behind Baylor, Singleton, Brett, Lynn and Rice) and received three first place votes. . . . He was one of only four players to receive top mention (Baylor-20, Singleton-3, Brett-2).

Mike was named by the Junior American Legion and Babe Ruth programs as their "graduate of the year." He was given the Clark Griffith

Memorial Award for outstanding achievement by the Washington, D.C. Touchdown Club, and received other major trophies from the Maryland Professional Baseball Players (Tops in Sports Banquet) and the Boston Baseball Writers.

In November he was honored by his hometown, Manchester, N.H., with a "Mike Flanagan Day" motorcade.

PREVIOUS CAREER HIGHLIGHTS

Near No-Hitter: On Sep. 26, '78, in Baltimore, he almost became the fifth Orioles pitcher to throw a no-hitter. Instead, he became the sixth Baltimore hurler to be deprived of one in the 9th inning (Bob Turley-'54, Don Ferrarese-'56, Dave McNally and Mike Cuellar—both '69, and Jim Palmer-'73).

Mike came closer than the rest. He had two down in the 9th when Cleveland's Gary Alexander hit his 26th home run into the low rows of the right field seats. Then he gave up singles to Alfredo Griffin and Duane Kuiper, and Stanhouse had to come on to preserve the win.

On two earlier occasions in '78, he also had flirted with no-hitters: July 13 vs. Min. (5.1 hitless innings) and Aug. 21 vs. Oak. (6.1 hitless innings).

'78 Season: Mike was 11-4 thru June 22, and had gone 24-6 since the previous June 27; then, hampered by a bad case of tendinitis in the left ankle, fell away to 8-11 over the rest of the season.

He had the distinction of being one of only three pitchers to beat Ron Guidry (along with fellow lefthanders Mike Willis and Mike Caldwell).

Shy of 20: Mike won his 17th game on Aug. 26. At that point only Guidry had more wins in the majors (18). . . . He needed three wins in his remaining eight starts to reach 20, but won only two. His last chance was on the final day of season at Detroit when he dropped a 5-4 verdict to the Tigers.

All-Star Game: Mike was picked to the squad but did not see action in the game at San Diego.

Consecutive Outs: On June 23, he retired 18 straight Seattle batters at one stretch. . . . Earlier on May 31, he mowed down 16 Yankees in a row and on two other occasions downed 15 consecutive enemy batters.

'77 Season: Mike was 2-8 when he turned the season around on June 27 and went on to win 13 of his last 15 decisions including his last six in a row.

'75-'76 Seasons: He made his big league debut on Sep. 5, '75, at home vs. the Yankees (no decision), then started for the first time on Sep. 28 at Yankee Stadium in the last game of the year and lost 3-2 to Larry Gura.

He started '76 with the O's but was 0-3 in 10 appearances when he went back to Rochester on July 2. . . . He returned to Baltimore Aug. 11, after going 6-1 for the Red Wings, but dropped two more decisions. . . . He was 0-5 lifetime when he broke into the win column with a six-hit, 7-1 victory over K.C.'s Doug Bird on Sep. 1, '76.

Minors: Was 35-16 in three-plus minor league seasons, and 19-5 in 1½ seasons at Rochester. . . . Was picked as the International League's top lefty in '75.

Signing: He was Baltimore's seventh pick in June '73 (Eddie Murray was O's third selection and Mike Parrott the first in the draft). . . . Mike would undoubtedly have been chosen much earlier except for his elbow problems back in high school. He was signed by John Stokoe who was convinced his arm was sound again.

He'd been drafted by Houston in '71 but opted instead to go to the U. of Massachusetts.

Amateur Background: He was 12-1 in two years at U. of Mass. (at Amherst) and led the Yankee Conference in wins (9), strikeouts (89), and era (1.72) as a sophomore. That year ('73) he hit three home runs, fanned 15 batters, and pitched a one-hitter in one regional tournament game against the U. of Maine. He played the outfield when not pitching in college.

Mike was a starting guard on the U. of Mass. freshman basketball team that was 18-1. He once played against Julius Erving in a frosh-varsity scrimmage.

He played four years of baseball and basketball at Memorial High in Manchester (graduated '71). The school won two state titles in each sport while he was there.

His prospects for the future took a downward turn in the summer of '70, when he came out in the first inning of an American Legion Junior

MICHAEL (MIKE) KENDALL FLANAGAN

World Series game at Klamath Falls, Oregon, with a sore elbow. He didn't pitch his senior year, but resumed his mound career in the Cape Cod League (summer) League and at U. of Mass.

He once pitched in Fairbanks, Alaska during a Babe Ruth League tournament.

Personal: Mike's father, Edward, was a pitcher (late 40s, early 50s) in the Red Sox system, and his grandfather, Edward, Sr., signed a pro contract in 1913. Hobbies: hunting and fishing.

He and his wife, the former Kathy Walsh, were married on Jan. 14, '77. . . . They own a home in Cockeysville, Baltimore County, and last year built another one in Amherst, N.H., near Manchester.

DAVID (DAVE) ALAN FORD

Born: Dec. 29, '56; 6'4"; 195; Bats, R; Throws, R; Position: P.

Birthplace/Residence: Born, raised, and still lives in Cleveland, Ohio

Contract Status:

Tenure: 100 days.

Signed Originally with: Baltimore.



YEAR CLUB	W-L	ERA	G	GS	CG	SHO	SV	IP	H	R	ER	BB	SO
1975 Bluefield—1	3-3	3.12	7	7	4	0	0	52	50	23	18	16	33
Miami	1-0	2.25	2	2	1	1	0	12	8	3	3	4	7
1976 Charlotte	17-7	2.50	27	27	19	4	0	212	188	76	59	31	121
1977 Rochester	9-14	4.81	30	28	11	1	0	176	206	104	94	43	96
1978 Rochester	11-6	3.81	25	25	7	1	0	156	173	81	66	30	74
1978 Baltimore	1-0	0.00	2	1	0	0	0	15	10	0	0	2	5
1979 Rochester	6-5	3.55	15	15	4	0	0	109	110	55	43	25	63
Baltimore	2-1	2.10	9	2	0	0	2	30	23	7	7	7	7
M.L. Totals	3-1	1.40	11	3	0	0	2	45	33	7	7	9	12

Pro. Totals 50-36 3.21 117 59 46 7 2 762 768 349 290 158 406

1—Selected by Baltimore organization in June '75 free agent draft (1st round, regular phase). Signed on 6/17/75

Pitches: Fastball, knuckle curve, slider and change.

1979: Dave was recalled from Rochester on July 24 when Tim Stoddard was placed on the disabled list and made nine appearances for the Orioles the rest of the regular season. . . . Was not on Orioles 25-man roster in post-season play.

He has allowed only seven runs in 45 innings over two season with the O's for an earned run average of 1.40.

Starts: His '79 debut came in a starting role the day after his recall against Seattle at home. . . . Allowed five hits and two runs (both earned) in six innings but had no decision in an eventual 5-4 loss. . . . In his only other start, Aug. 29 in the second game of a doubleheader at Minnesota, he had the same figures (6 ip, 5 h, 2 r-er), but received credit for a 7-4 victory. . . . Eddie Murray hit three homers in that game.

Relief: Appeared seven times in relief, both as a long and short man. . . . Both of Dave's saves came in relief of Scott McGregor against Kansas City. . . . He pitched 2.2 hitless innings on July 29 at K.C. in a 6-4 win, and four innings of two-hit ball on Aug. 18 at Baltimore in a 9-2 victory. . . . Those were the first two saves of his professional career.

Hurled three innings of shutout ball to earn 5-4 win at New York on Aug. 4. . . . Lost his first major league game on the final day of the season at Cleveland when he allowed the winning run in the 11th inning.

Shutout Innings: Dave came within 2.1 innings of breaking the club record for most scoreless innings at the start of a career. . . . He pitched 15 innings without allowing a run in Sep. '78 (see "Orioles '78" below), but the streak ended quickly at 15.2 innings in '79 when he surrendered a run with two out in the first inning on July 25.

The club record is 18 innings set by Tom Phoebus in '66.

Rochester: Despite 0-2 record, he had a 1.96 era (5 er in 23 ip) in six appearances for the O's in spring training. . . . He was optioned to Rochester on the final cut and opened the Red Wings' season with a six-hit, 13-1 victory over Tidewater. . . . Defeated Charleston his next

time out, but then dropped four straight decisions. . . . Won his next four starts with a pair of complete games and was 6-4 on June 18.

He began to experience tightness in his right elbow and was placed on the disabled list after pitching just four innings against Toledo on July 4. . . . He did not pitch again until his recall by the Orioles.

Pro Career: Signed by Dave Ritterpusch and Bob Engle. . . . Dave is just 23 years old and is beginning his sixth professional season. . . . Has been primarily a starter throughout his career with 107 starts in 117 total appearances. . . . Has walked an average of only 1.87 batters per nine innings in five pro seasons.

Orioles '78: Dave joined the O's on Sep. 1 along with righthanders Sammy Stewart and Tim Stoddard to help the club over a stretch calling for five games in three days with the White Sox.

He made his big league debut in a starting role against Chicago on Sep. 2 (second game) and protected a 1-0 lead from the second thru the eighth. . . . He gave up back-to-back singles with one out in the ninth and was relieved by Tippy Martinez, who got Lamar Johnson to ground into a game-ending double play. . . . Dave allowed only seven hits and walked just one.

His other appearance was in a relief role at Milwaukee on Sep. 14 when he worked 6.2 scoreless innings (no decision or save) to extend the shutout string to 15.

In '78 was 7-3 with a 3.24 era at Santurce (under Frank Robinson) in the Puerto Rican winter league.

Minors: In '78 Dave was 10-4 at Rochester after winning on July 26 and had won six of his last seven starts. . . . Then he had four wisdom teeth removed and was out of action for two weeks. . . . Upon his return, it took him four starts to record his 11th win (Aug. 28). . . . Is 26-25 in two and a half seasons with the Red Wings.

Was promoted to Charlotte (AA) in '76 after only one-half season as a pro, and was named the Southern League "pitcher of the year". . . . Led the league in wins (17), innings (212), strikeouts (121) and tied for the lead in shutouts (4).

Amateur Background: Signed with the O's following graduation from Lincoln-West High in '75. . . . Hurlled two-hitter and fanned 14 in winning Cleveland high school title game. . . . Won 21 of his 23 decisions in high school.

Was all-state in baseball senior year and *Cleveland Plain Dealer* all-Scholastic in both baseball and basketball. . . . Was all-state honorable mention in basketball and averaged 19 points per game in two varsity seasons. . . . Played in Little League, American Legion, and Connie Mack baseball programs.

Personal: Of Polish-Slovakian descent. . . . Single.

ALFONSO RAFAEL (KIKO) GARCIA

Born: Oct. 14, '53; 5'11"; 178; Bats, R; Throws, R; Pos.: SS-2B.

Birthplace/Residence: Born in Martinez, Cal. . . . Grew up and still considers nearby Walnut Creek his home town (northeast of San Francisco and Oakland).

Contract Status: Signed for '80.

Tenure: Three years, 25 days.

Signed Originally with: Baltimore.



YEAR CLUB	AVG.	G	AB	R	H	2B	3B	HR	RBI	BB	SO	SB	CS	HP
1971 Bluefield—1	.251	56	203	35	51	3	5	2	23	22	42	7	2	2
Stockton	.286	4	14	1	4	0	1	0	2	1	8	1	0	0
1972 Miami	.252	126	445	51	112	15	6	2	39	44	69	11	3	1
1973 Lodi	.259	129	494	89	128	15	10	3	36	66	85	17	0	4
1974 Asheville	.274	135	511	68	140	18	5	7	53	52	76	16	2	0
1975 Rochester	.244	122	405	34	99	11	1	3	32	27	56	5	2	1
1976 Rochester	.276	130	450	75	124	11	10	3	44	36	65	12	6	4
Baltimore	.219	11	32	2	7	1	1	1	4	0	4	2	1	0
1977 Baltimore	.221	65	131	20	29	6	0	2	10	6	31	2	3	0
1978 Baltimore	.263	79	186	17	49	6	4	0	13	7	43	7	1	0
1979 Baltimore	.247	126	417	54	103	15	9	5	24	32	87	11	9	2
M.L. Totals	.245	281	766	93	188	28	14	8	51	45	165	22	14	2

* Led league

1—Selected by Baltimore organization in June '71 free agent draft (3rd round, regular phase). . . . Signed on 6/27/71.

ALFONSO RAFAEL (KIKO) GARCIA

		League Championship Series Record													
YEAR	CLUB, OPP.	AVG.	G	AB	R	H	2B	3B	HR	RBI	BB	SO	SB	CS	HP
1979	Bal. vs. Cal.	.273	3	11	1	3	0	0	0	2	2	4	0	0	0

		World Series Record													
YEAR	CLUB, OPP.	AVG.	G	AB	R	H	2B	3B	HR	RBI	BB	SO	SB	CS	HP
1979	Bal. vs. Phil.	.400	6	20	4	8	2	1	0	6	1	3	0	1	0

THE 1979 SEASON

Kiko played shortstop (113 games), second base (25 games), third base (2 games) and left field (2 games), and also pinch-hit twice and pinch-run once.

After June 10, the day Mark Belanger broke a finger, Kiko started 76 of the O's last 101 games at shortstop. Prior to that he had alternated between second base and short.

If he wasn't one of the O's flashiest players during regular season, he made up for it with some headline efforts in post-season (see below).

Batting: He was hitting a solid .277 (13-for-47) thru May 5 (15 games), then batted .243 the rest of the way (90-for-370).

Kiko led the club with nine triples, most by an Oriole since Al Bumbry's 11 in '73. The club record is 12 by Paul Blair ('67). He also hit one in the world series. As a team the O's had only 24 triples in '79.

He hit his first home run in more than a year (since 9/3/77) on Apr. 29 when he connected off John Johnson at Oakland. . . His two run blast off Mike Torrez in the sixth inning on May 24 at Baltimore gave the O's a 5-3 win. In three starts vs. Baltimore Fergie Jenkins gave up three homers, two to Kiko and one to Ken Singleton.

Fielding: At short Kiko ranked 10th among 11 qualifiers with a .955 percentage (21 errors in 465 chances). . . He had a .933 percentage at second (6 e, 89 tc), and had no chances at third.

He made his first two starts of the year (Apr. 10 and 12) in left field, and in his very first chance (on 4/10) threw out Thurman Munson at the plate (in Balto.). He hadn't played the outfield in 10 years, since sophomore year in high school school ('69), and didn't play there again after Apr. 12.

CS/WS: Kiko had a combined .355 average (11-for-31) in nine post-season games. . . He started three times in the ALCS (games 2, 3, 4) and opened at short in each of the last five world series games.

Big Days: In his first ALCS appearance (game 2) he went 2-for-3 with two rbi and set two ALCS records defensively (see "Fielding" below).

But that wasn't anything compared to his offensive show in the third game of the world series (1st game at Pittsburgh). . . In that one, he went 4-for-4 with a double, triple, walk, four rbi and two runs scored. His bases loaded triple in the O's fourth was the biggest blow in the five run inning (off John Candelaria and Enrique Romo) that overcame a 3-2 deficit as the O's went on to win, 8-4.

In game four Kiko kept it going with two hits including a two-run double and two runs scored as the Birds came from 0-4 to win 9-6.

Fielding: He had nine assists and 11 total chances to set an ALCS record in game two. He also tied Bill Russell's '74 LCS record for assists, but fell short of the Dodger shortstops' chance mark (13).

Overall Kiko made two errors in 24 ALCS chances and one miscue in 28 chances during the world series.

vs. Opponents: Kiko batted .400 (10-for-25) against the Red Sox and is now batting .311 lifetime (19-for-61) vs. the Carmines. He hit .324 vs. Detroit (12-for-37) and has a career mark of .354 against the Tigers (29-for-82).

His highest '79 average was against the Brewers—.375 (9-for-24). . . See pages 37-39 for complete statistics vs. each opponent, '79 and lifetime.

Ejections: Kiko was thrown out of a game against Milwaukee in Baltimore on Aug. 9 by Jim Evans. . . It was his second lifetime ejection. . . Steve Palermo gave him the gate in a game vs. K.C. on May 25, '77.

PREVIOUS CAREER HIGHLIGHTS

Kiko has played nine pro seasons, all in the Orioles organization. . . He is one of a long line of O's farm system grads who have come up to the majors as shortstops: Ron Hansen, Mark Belanger, Bobby Grich, Tim Nordbrook and Bob Bailor.

Orioles: He made his big league debut on Sep. 11, '76, playing both ends of a doubleheader at Milwaukee and got his first hit that day, off Jim Colborn. . . His first home run was a foul pole shot in Yankee Stadium off Grant Jackson Sep. 22, '76.

108

He started 40 games at short in '77, his first full year in the majors, and increased that to 50 games in '78.

In '78 he hit over .300 in each of four straight months (May thru August) and batted .322 in 51 games from May 5 thru Aug. 31. . . His average remained over .300 until Sep. 2, then gradually dropped to a final .263.

In addition to his four hit day in the world series, Kiko has had one in regular season. . . That was at Detroit on Apr. 24, '77.

Minors: He played on four first place teams in six minor league seasons. He was signed originally for the Orioles by Charlie Wallgren.

Rochester, '75-'76: Kiko played second base in '75 while the incumbent Bob Bailor was at short. . . In '76 he played short and Rich Dauer was the second baseman. . . His .276 average in '76 was the highest of his pro career. . . He led the I.L. in triples (10) and shortstops in double plays that year. . . In '75 he had led all I.L. second basemen in twin killings.

Southern League-'74: He was the all star shortstop in the S.L. while at Asheville that year.

Amateur Background: He played baseball and football (quarterback, wide receiver, defensive back) at Ygnacio Valley High (graduated '71). . . Was all-Northern California in baseball as a senior and all-East Bay in both baseball and football.

Kiko played in Little League, Babe Ruth and Connie Mack baseball programs.

Personal: Of Mexican descent. . . He is the oldest of five children. . . Single.

DRUNGO LARUE HAZEWOOD


Born: Sep. 1, '59; 6'3"; 205; Bats, R; Throws, R; Position: OF

Birthplace/Residence: Born in Mobile, Ala. . . Grew up and still lives in Sacramento, Ca.

Contract Status:

Tenure: None.

Signed Originally with: Baltimore.



YEAR CLUB	AVG.	G	AB	R	H	2B	3B	HR	RBI	BB	SO	SB	CS	HP
1977 Bluefield-1	.186	50	140	21	26	4	3	4	21	20	54	10	7	0
1978 Miami	.242	111	372	41	90	14	3	8	46	33	119	7	5	3
1979 Charlotte	.231	122	398	60	92	11	2	21	64	55	*137	9	3	4

Pro. Totals	.229	283	910	122	208	29	8	33	131	108	310	26	15	7
-------------	------	-----	-----	-----	-----	----	---	----	-----	-----	-----	----	----	---

* Led league
1—Selected by Baltimore organization in June '77 free agent draft (1st round, regular phase). . . Signed on 6/19/77.

1979: The youngest player on the Charlotte roster (19), Drungo hit a club record 21 home runs (Dan Logan also achieved that feat), breaking the mark of 20 set by Jim Mooring in '66 and tied by Joe Pactwa in '71. . . In two previous minor league seasons, he had only 12 homers total.

Tied for second with three others (Logan, Joe Charboneau of Chattanooga and Dan Heep of Columbus) in Southern League home run race behind Columbus' Alan Knicely (33).

Also set career highs in games (122), at bats (398), runs scored (60), hits (92), runs batted in (64), and walks (55). . . Led the Southern League in strikeouts (137).

Had only four hits in his first 36 at bats (.111) and was hitting just .212 (48-for-226) thru July 10 (70 games). . . Batted .291 (50-for-172) over his final 52 games with ten homers and 26 rbi. . . Homered in each of the final two regular season games to set club record.

Performed well in the Florida Instructional League last fall. . . Batted .261 (30-for-115), led club in homers (4) and was second in rbi (20).

Pro Career: Was 19th player drafted in nation in '77. . . Signed by Bob Zuk.

Was second on Miami club in homers (8) in '78. . . That year, was

109

DRUNGO LARUE HAZEWOOD

batting just .191 (31-for-162) on June 13 before hitting .333 (31-for-93) and knocking in 18 runs in his next 29 games....Raised his average 56 points over '77 performance....Second in Florida State League in strikeouts (119).

Played in the Florida Instructional League in '77 and '78.

Amateur Background: Played baseball, basketball and football at Sacramento High School (graduated '77)....Voted "athlete of the year" as a senior....Was "most valuable lineman" in football and basketball "mvp"....Also chosen to Hall of Fame football and basketball all-star teams....Signed letter of intent to play football at the University of Southern California....Played Little League, Babe Ruth and American Legion baseball.

Personal: One of ten children....Single.

DAVID (DAVE) BLAIN HUPPERT

Born: Apr. 1, '57; 6'1"; 200; Bats, R; Throws, R; Position: C.

Birthplace/Residence: Born in Southgate, Cal. (southeast of L.A.)....Grew up in Buena Park, Cal. (near Anaheim)....Recently moved to Houston, Tex.

Contract Status:

Tenure: None.

Signed Originally with: Baltimore.



YEAR CLUB	AVG.	G	AB	R	H	2B	3B	HR	RBI	BB	SO	SB	CS	HP
1977 Bluefield—1	.232	51	125	21	29	4	0	6	12	23	31	1	5	2
1978 Miami	.228	47	184	28	42	5	2	2	15	34	40	2	3	2
1978 Charlotte	.238	24	63	9	15	1	0	0	4	14	11	0	0	2
1979 Charlotte	.223	102	300	37	67	12	2	5	37	46	62	0	4	2
Pro. Totals	.228	224	672	95	153	22	4	13	68	117	144	3	12	8

1—Signed by Orioles' organization as undrafted free agent on 5/22/77.

1979: Dave set career highs for games (102), at bats (300), runs (37), hits (67), doubles (12), rbi (37), and walks (46)....Was second among Southern League catchers in assists (73), tied for second in double plays (7), and third in putouts (543) and percentage (.984, 10 errors in 626 total chances).

Batted .275 (14-for-51) with three homers in his first 19 games but hit only .213 (53-for-249) with one home run over the final 81 contests.

Played briefly in the Florida Instructional League.

Pro Career: Was scouted and recommended by Bob Zuk and Buck Elliott, and was signed by Elliott....Though he was never drafted, the Orioles were only one of seven big league clubs trying to sign him in the spring of '77....Has a very strong throwing arm.

In '78 spent only two months at Miami (Florida State League) before being promoted to Charlotte on June 28 because of advanced catching skills....Was then sidelined for the season on July 30 with a fractured right wrist after being hit with a pitch....Recovered in time to play that winter in the Florida Instructional League.

Led Appalachian League catchers in putouts (292) and assists (46) at Bluefield in '77....One of his career high six homers that season was a grand slam.

Amateur Background: Attended Golden West College (Huntington Beach, Cal.) in '77....His team won Southern California Conference championship, and he was the conference "mvp"....Batted .467, threw out 38 of 48 runners attempting to steal, and had a 20-game batting streak....Was also all-Southern California Junior College and a J.C. all-American....Played at Golden West with Peder White, a pitcher in the O's organization invited to the '80 spring training camp as a non-roster player.

Played at Cypress College (Cypress, Cal.) in '76 and batted .436....Was team "mvp" and second team all-conference.

110

Lettered in baseball and football twice and basketball once at Buena Park's Kennedy High School (graduated '75)....Was captain of the baseball team, voted "lineman of the year" in football, and was voted the school's "athlete of the year" as a senior.

Played Little League and Babe Ruth baseball.

Personal: Hobbies: fishing and coaching Little League baseball....Single.

LARRY KEITH JONES


Born: Feb. 6, '55; 6'2"; 185; Bats, R; Throws, R; Position: P.

Birthplace/Residence: Born in Richmond, Va....Grew up in St. Petersburg, Fla. and now lives in Seminole, Fla.

Contract Status:

Tenure: None.

Signed Originally with: Baltimore.



YEAR CLUB	W-L	ERA	G	GS	CG	SHO	SV	IP	H	R	ER	BB	SO
1977 Bluefield—1	0-1	12.60	1	0	0	0	0	5	7	7	6	2	6
Miami	7-4	2.96	12	11	4	0	0	76	72	35	25	36	48
1978 Miami	13-10	2.46	24	24	15	2	0	183	148	72	50	87	143
Charlotte	0-2	6.23	4	3	0	0	0	13	20	11	9	7	7
1979 Charlotte	10-3	3.93	19	19	4	1	0	135	127	63	59	77	106
Rochester	1-7	3.00	10	9	1	0	0	57	63	21	19	20	39
Pro. Totals	31-27	3.23	70	66	24	3	0	469	437	209	168	229	349

1—Selected by Baltimore organization in June '77 free agent draft (5th round, regular phase)
Signed on 6/10/77.

Pitches: Fastball, change, curve and slider.

1979: Larry was leading the Southern League in victories (10) when he was promoted to Rochester on July 22....Although he won only one of eight decisions with Red Wings, his 3.00 earned run average was the second lowest on the staff behind John Flinn (2.70).

He allowed only seven home runs (two at Charlotte, five at Rochester) all year....In his three-year professional career, he has surrendered only 13 homers in 469 innings (one homer every 36 innings).

Charlotte: Was 3-1 in his first six starts but had a 4.91 era (20 er in 36.2 ip)....Over his next 12 starts, he was 7-1 with a 3.12 era (32 er in 92.1 ip) to lower his overall era to 3.63....Allowed six runs in his final outing to finish at 3.93.

Struck out seven or more five times including a season high 12 in his first start of the season against Chattanooga....Received no decision after working eight or more innings in four of his 19 starts....Shut out Nashville on four hits, 3-0, on June 18.

Was selected to Southern League all-star team....Pitched two relief innings, allowing three hits and one run (earned) and received credit for the victory as the all-stars defeated the Atlanta Braves, 5-2, July 12 at Nashville.

Led the Charlotte staff in strikeouts (106) despite pitching only three months for the O's....Charlotte won the first half of the league (41-25) and was 53-44 overall with Larry on the staff....After his recall, the O's were 20-25.

Rochester: Made his first start for the Red Wings on July 23, allowing seven hits and three runs (all earned) in 4.2 innings in a 3-1 loss at Richmond....Lost first three decisions before beating Pawtucket, 5-2, on a seven-hit, nine strikeout, complete game performance for his only win.

In his nine starts at Rochester, he allowed more than three earned runs only once....Compiled a 2.49 era (13 er in 47 ip) over his final seven starts.

Winter Ball: Played briefly in the Florida Instructional League, then went to Aragua in the Venezuelan League where he played for Ozzie Virgil.

111

LARRY KEITH JONES

1978: Started the season at Charlotte but was assigned to Miami on May 3 with an 0-2 record and 6.23 era. . . . Led the Florida State League in strikeouts (143) and complete games (15). . . . Tied for second in wins (13) and was tenth in era (2.46). . . . Allowed only two home runs in 183 innings.

Defeated Ft. Myers, 13-2, to win F.S.L. Southern Division title on Sep. 1, then three days later saved the F.S.L. Championship game against Lakeland in his only relief appearance of the season for Miami.

Had 3.00 era in 45 innings in Florida Instructional League.

Pro Career: Signed by Jack Sanford. . . . Was drafted by the Red Sox in '76 but did not sign.

Made his pro debut at Bluefield in '77, but after one game was promoted to Miami. . . . Also pitched in the Florida Instructional League in '77.

Amateur Background: Played four years of baseball at Florida State University. . . . Set school career records for wins (39. . . he lost 9), starts (60), innings (399) and strikeouts (345). . . . Also set FSU standard with an 18-game winning streak.

Was 9-3 as a senior in '77 with a 2.58 era. . . . Won 15 games as a sophomore to lead FSU into the college world series. . . . Was a finalist that year for Lefty Gomez Plate Award, college baseball's equivalent to the Heisman Trophy.

Played college football for one year. . . . Led FSU in kickoff returns and was third in pass receptions.

Graduated from Seminole High School in '73. . . . Played three years of baseball and football and one year of basketball. . . . Was prep all-American in football and all-state in baseball in senior year. . . . In football he started 32 consecutive games, and his jersey was retired upon graduation.

Played for the Anchorage (AK) Pilots during the summer of '75 and pitched in the National Baseball Congress' annual tournament at Wichita. . . . Played Little League, Babe Ruth and American Legion baseball.

Personal: Hobbies: Fishing and hunting. . . . He and his wife, the former Chase Mullen, were married on 12/16/78.

HAROLD PATRICK (PAT) KELLY

Born: July 30, '44; 6' 1"; 194; Bats, L; Throws, L; Position: OF.

Birthplace/Residence: Born and raised in Philadelphia, Pa. . . . Maintains a residence during off-season in Baltimore

Contract Status: Signed a two-year contract on Oct. 31, '78 extending thru '80 season.

Tenure: Ten years, 154 days.

Signed Originally with: Minnesota.



YEAR CLUB	AVG.	G	AB	R	H	2B	3B	HR	RBI	BB	SO	SB	CS	HP
1963 Erie—1	.283	69	247	50	70	10	4	4	30	35	44	2	1	1
Orlando	.242	49	157	27	38	6	3	0	26	40	25	8	4	1
1964 Wilson	.245	18	49	8	12	3	2	0	8	11	7	1	0	0
Wisc. Rapids	.357	104	387	79	138	26	5	16	70	72	70	15	2	1
1965 Wilson	.283	144	488	101	138	16	9	4	52	119	101	27	5	1
1966 Charlotte	.321	113	392	74	126	23	6	3	55	78	77	52	8	0
1967 Denver	.286	65	245	42	70	3	2	0	15	27	43	19	5	0
Minnesota	.000	8	1	1	0	0	0	0	0	0	1	0	0	0
1968 Denver	.306	108	396	70	121	21	4	3	31	57	53	38	4	2
Minnesota—2	.114	12	35	2	4	2	0	1	2	3	10	0	2	1
1969 Kansas City	.264	112	417	61	110	20	4	8	32	49	70	40	13	5
1970 Kansas City—3	.235	136	452	56	106	16	1	6	38	76	105	34	16	2
1971 Tucson	.355	75	301	71	107	18	7	6	43	48	41	15	4	2
Chicago (AL)	.291	67	213	32	62	6	3	3	22	36	29	14	9	1
1972 Chicago (AL)	.261	119	402	57	105	14	7	5	24	55	69	32	9	4
1973 Chicago (AL)	.280	144	550	77	154	24	5	1	44	65	91	22	15	2
1974 Chicago (AL)	.281	122	424	60	119	16	3	4	21	46	58	18	11	2
1975 Chicago (AL)	.274	133	471	73	129	21	7	9	45	58	69	18	10	2
1976 Chicago (AL)—4	.254	107	311	42	79	20	3	5	34	45	45	15	7	3
1977 Baltimore	.256	120	360	50	92	13	0	10	49	53	75	25	7	4
1978 Baltimore	.274	100	274	38	75	12	1	11	40	34	58	10	8	2
1979 Baltimore	.288	68	173	25	44	11	0	9	25	20	25	4	5	1
M.L. Totals	.266	4063	1079	34	72	376	540	705	112	29				
* Led league		1248	574	175					232					
• Tied for league lead														

112

- 1—Signed by Minnesota Twins organization as a free agent on 9/11/62.
- 2—Selected by Kansas City Royals from Minnesota Twins in expansion draft on 10/15/68
- 3—Acquired by Chicago White Sox from Kansas City Royals with pitcher Don O'Riley in deal for first baseman Gail Hopkins and outfielder-first baseman John Matias on 10/13/70
- 4—Acquired by Baltimore Orioles from Chicago White Sox in deal for catcher Dave Duncan on 11/18/76.

League Championship Series Record														
YEAR CLUB, OPP.	AVG.	G	AB	R	H	2B	3B	HR	RBI	BB	SO	SB	CS	HP
1979 Bal. vs. Cal.	.364	3	11	3	4	0	0	1	4	1	3	2	0	0

World Series Record														
YEAR CLUB, OPP.	AVG.	G	AB	R	H	2B	3B	HR	RBI	BB	SO	SB	CS	HP
1979 Bal. vs. Phil.	.250	5	4	0	1	0	0	0	0	1	1	0	0	0

THE 1979 SEASON

Pat appeared in only 68 games, a career low for a full season, and played only 24 games defensively, but enjoyed a productive season at the plate, particularly as a pinch-hitter.

Pinch-Hitting: Pat led all A.L. pinch-hitters in rbi (12) and homers (3) and among the 19 who accumulated 20 or more at bats as pinch-hitters, he was tops in average at .458 (11-for-24).

His 12 rbi in that capacity represented an Oriole high since Dave Philley set the club record (18) in '61.

Two of Pat's three pinch-homers were game winners and the other tied a game in the late innings (all three were hit at home): On May 23 his three-run blast off Boston's Bob Stanley in the 10th produced a "sudden death" victory. . . . Two months later, on July 23, he hit his fourth career slam, off Oakland's Dave Heaverlo (see "Grand Slams" below) in the eighth, to give the O's a come from behind 7-4 win. The other pinch-homer was off Milwaukee's Bob Galasso on Aug. 8, and it tied the game in the seventh, but the O's ultimately lost.

Batting: He hit .282 (19-for-67) while in the lineup defensively and .226 (14-for-62) in 18 games as a designated hitter.

During his three years with the O's, Pat has produced five "sudden death" game-winning finishes: three in '77, one in '78, and one in '79 (May 23 vs. Boston).

Before and After: In '79, for the 10th time in 11 years, Pat hit for a higher average before the break than after. He hit .338 (25-for-74) prior and .241 (19-for-79) after, but for the second year in a row provided more power in the second half. In '78, he hit all 11 home runs following the all-star game, and in '79 six of his nine came after.

Lifetime, Pat has hit .287 (630-for-2195) before the break and .240 (449-for-1868) following. . . . The only exception was '74 when he batted .279 in the first half and .284 in the second.

Home Runs: With nine home runs in '79, Pat has now hit 30 in three years with the O's compared to only 42 for his nearly eight full seasons in the A.L. prior to joining the Orioles. . . . He has hit 19 of those 30 at Memorial Stadium.

Grand Slams: He has hit three of his four slams since coming to the O's, all of them at home: May 8, '77 vs. Seattle (Dick Pole); Aug. 29, '77 vs. California (Nolan Ryan); and May 23, '79 vs. Oakland (Dave Heaverlo). . . . His first was with the White Sox at Comiskey Park off the Brewers' Bill Travers on July 19, '75.

2/1 Game: He's enjoyed three two-homer games, all with the O's: May 1, '77 vs. California at Baltimore (off Gary Ross and Paul Hartzell); Aug. 16, '78 at Seattle (both off Byron McLaughlin); and Oct. 1, '78 at Detroit (both off Dave Rozema).

Vs. Opponents: Pat went 6-for-10 vs. Toronto and hit .400 (6-for-15) against Cleveland. . . . Lifetime, he has a .348 average (24-for-69) against the Blue Jays and .321 (86-for-268) vs. K.C. However, the Royals remain the only club against which he has never hit a home run.

Lifetime, Pat has been most productive against Milwaukee. His 13 homers and 56 rbi vs. Milwaukee are personal highs against one club, and he has a .314 lifetime average (128-for-407).

CS/WS: Pat had a combined average of .333 (5-for-15) in eight post-season games.

It was his three-run homer off John Montague in the seventh inning of ALCS game #4 that put the icing on the cake, giving the O's an 8-0 lead in the decisive game. He started twice as the dh (games #2 and 4) and once in leftfield (game #1).

He appeared in five world series games, all as a pinch-hitter (1-for-4 with a walk).

113

HAROLD PATRICK (PAT) KELLY

PREVIOUS CAREER HIGHLIGHTS

The 1980 season will be Pat's 18th in professional baseball.

Stolen Bases: Pat averaged 24 steals over eight seasons ('70 thru '77) and led his club in stolen bases five times. However, in '78 his total slipped to 10 and last year he swiped only four in nine tries.

Orioles-'78: He set a personal career high in homers with 11, and hit all of them after the all-star break.

Orioles-'77: His 19-game hitting streak was the longest of the year in the A.L. . . . He set career high in rbi (49), hit two grand slams, led the club in steals with 25, and won three games at home in "sudden death."

White Sox: He spent six years in the Chicago organization and in '75 enjoyed his most productive season (nine homers and 45 rbi) until he surpassed those figures with the O's in '77.

Royals: Pat was the Royals' fourth pick in the expansion draft in Oct. '68. As a major league rookie in '69, he stole 40 bases including four in one game vs. the Yankees (May 30) and swiped 74 in two K.C. seasons.

Twins: He originally signed with the Twins in '73 and made his big league debut with Minnesota on Sep. 6, '67, against the Indians, but had to wait to pick up his first hit in the majors until a year later, Sep. 11, '68. It was a double against a pretty tough lefthander named Sam McDowell.

Minors: He was selected to the Southern League all-star team in '66 while playing with Charlotte, then a Twins' farm club. . . . He stole 38 bases in 42 tries while playing for Denver in '68 under Billy Martin.

Amateur Background: Pat attended Morgan State for one year and was regarded by Coach Earl Banks (now A.D. at M.S.U.) as an excellent quarterback prospect, but Pat signed with the Twins after freshman year.

He played baseball, football, and basketball at Simon Gratz High School in Philadelphia. . . . He was "all-public" in both baseball and football and won the Cliveden Award his senior year as the best prep athlete in Philadelphia.

Personal: Pat is very active in the Baseball Chapel Program. . . . He is a younger brother of LeRoy Kelly, former standout running back for the Cleveland Browns, Oakland Raiders, and Chicago Fire, and a two-time NFL rushing leader. He also has two other brothers who are excellent athletes.

Pat and one-time Washington Senators' catcher Paul Casanova formerly owned and operated a Caracas, Venezuela, nightclub known as "Discooteca La Pelota" (Baseball Discotheque).

He and the former Phyllis Elaine Jones of Oberlin, Ohio, were married Feb. 10, '79. The marriage ceremony was performed by Phyllis' father, the Rev. Howard O. Jones, and Lee May was an usher in the wedding. Phyllis' sister, Gail, married Indians' first baseman Andre Thornton in Nov. '78.

JOSEPH (JOE) THOMAS KERRIGAN


Born: Jan. 30, '54; 6' 5"; 216; Bats, R; Throws, R; Position: P.

Birthplace/Residence: Born, raised, and still lives in Philadelphia. Pa.

Contract Status:

Tenure: Two years, 89 days.

Signed Originally with: Montreal.



YEAR CLUB	W-L	ERA	G	GS	CG	SHO	SV	IP	H	R	ER	BB	SO
1974 Kinston-1	4-10	4.64	36	14	0	0	4	128	166	97	66	52	83
1975 W.P. Beach	0-2	2.74	22	0	0	0	3	23	24	7	7	11	24
Quebec	6-2	0.68	27	0	0	0	4	53	38	11	4	15	28
1976 Quebec	1-1	2.40	8	0	0	0	4	15	9	5	4	5	6
Denver	2-0	3.38	22	0	0	0	1	32	26	13	12	12	13
Montreal	2-6	3.79	38	0	0	0	1	57	63	27	24	23	22
1977 Montreal-2	3-5	3.24	66	0	0	0	11	89	80	37	32	33	43
1978 Baltimore	3-1	4.75	26	2	0	0	3	72	75	44	38	36	41
1979 Rochester	10-6	3.50	64	0	0	0	11	95	88	41	37	49	55
A.L. Totals	3-1	4.75	26	2	0	0	3	72	75	44	38	36	41
N.L. Totals	5-11	3.45	104	0	0	0	12	146	143	64	56	56	65
M.L. Totals	8-12	3.88	130	2	0	0	15	218	218	108	94	92	106

1—Selected by Montreal organization in January '74 free agent draft (1st round, regular phase). Signed on 1/14/74.
2—Acquired by Baltimore Orioles from Montreal Expos with pitcher Don Stanhouse and outfielder Gary Roenicke in deal for pitchers Rudy May, Randy Miller, and Bryn Smith (Assigned from Rochester to Denver) on 12/8/77.

Pitches: Fastball, slider, and forkball.

1979: Joe was the last player cut by the O's in Spring Training. . . . He led the International League by a large margin in games (64) and games finished (57). . . . Joe's 64 appearances were the most for an I.L. pitcher since Mark Barr of Pawtucket appeared in 70 contests in '75.

Joe also finished fourth in the league in saves (11) and despite the fact he pitched only 95 innings, he topped Rochester in wins (10). . . . With his wins and saves total (21), he had a hand in 40% of the club's 53 victories. . . . Also led the club in walks (49) and wild pitches (7) and was third in earned run average (3.50).

Had at least a win or save against every I.L. club. . . . Was 3-0 versus Toledo. . . . Saved six games against Tidewater and three versus Charleston.

His longest stint of the year was a 4.2 inning, one-hit performance against Toledo on July 3 when he picked up the win in a 7-6 victory. . . .

Pro Career: Signed by Tom Giordano (then a Montreal scout, but now the Orioles' Director of Player Development and Scouting) and Hal Lefcourt. . . . Is beginning his seventh professional season. . . . Has made only 16 starts in 309 professional appearances, 14 at Kinston (Carolina League) in '74 and two with the Orioles in '78.

1978: Spent the entire season with the O's, pitching mostly in long relief. . . . Thru June 30, he had a 7.76 era (25 er in 29 ip) with no decisions or saves in just 11 appearances. . . . From that point on, he was 3-1 with three saves and a 2.74 era (13 er in 42.2 ip) over 15 games.

His two starts came on July 16 vs. Texas at home (7 ip, 1 r, 4 h) when he earned no decision, and at Texas on July 25 (5.1 ip, 6 r, 10 h) when he received credit for a 7-6 win with help from Tippy Martinez.

Picked up his first American League win on July 5 against Toronto. . . . Had strings of 15.2 scoreless innings and only one run in 19.1 innings. Pitched for Caguas in the Puerto Rican League during the off-season.

Montreal '76-'77: Made his major league debut on July 9, '76, against Houston after being recalled from Denver. . . . Despite missing half of the N.L. season, he finished second on the staff in games with 38.

Joe earned his first two big league wins (and only ones that year) on Sep. 8, '76, in St. Louis, winning both ends of a doubleheader vs. the Cardinals.

In '77, he led the Montreal staff in saves (11) and was second to Will McEnaney in appearances (66 to 69). . . . Had stretches of seven straight and six straight scoreless appearances that season.

His career record vs. N.L. opponents: Atl. (0-0-2), Chi. (1-3-0), Cin. (0-1-1), Hou. (0-0-1), L.A. (0-0-1), N.Y. (0-2-2), Phi. (1-1-1), Pit. (0-2-1), St. L. (2-1-1), S.D. (1-1-2), S.F. (0-0-0).

Amateur Background: He was an outstanding athlete at Father Judge High School in Philadelphia and later attended Temple University for two years on a baseball and basketball scholarship.

Pitched for Baltimore's Johnny's-Leone's National Sandlot championship team (AAABA) in '73. . . . In the AAABA tournament at Johnstown, Pa., that year, he did not allow an earned run and yielded just two hits in 14 innings while striking out 14. . . . Commuted 200 miles twice a week to pitch for "Johnny's". . . . He was one of seven, including Paul Hartzell, who went on to play pro ball from that club. . . . Johnny's has produced some 25 major leaguers over the years, among them Reggie Jackson, Al Kaline, and Jim Spencer.

Personal: Joe's older brother, Tom, caught for several years in the Phillie's system. . . . Another brother, Ed, umpires in high school and collegiate circles in the Greater Philadelphia area. . . . Hobby: collecting baseball memorabilia.

Joe and his wife, Lynn, were married on 3/8/75, and have one son, Joseph (11/1/76). . . . Lynn writes short story mysteries and has had several published.

WAYNE RICHARD (CHICK) KRENCHICKI


Born: Sep. 17, '54; 6'1"; 175; Bats, L; Throws, R; Pos.: 2B-3B-SS.

Birthplace/Residence: Born, raised, and still lives in Trenton, N.J.

Contract Status:

Tenure: 63 days.

Signed Originally with: Baltimore.



YEAR CLUB	AVG.	G	AB	R	H	2B	3B	HR	RBI	BB	SO	SB	CS	HP
1976 Miami—1	.237	133	459	38	109	14	1	0	35	36	46	25	11	0
1977 Charlotte	.275	131	510	69	140	17	0	3	42	50	62	23	8	0
1978 Rochester	.296	*140	520	*93	154	26	1	12	71	79	40	17	8	0
1979 Rochester	.261	66	249	21	65	7	2	0	22	16	22	6	6	0
Baltimore	.190	16	21	1	4	1	0	0	0	0	0	0	0	0
M.L. Totals	.190	16	21	1	4	1	0	0	0	0	0	0	0	0
Pro. Totals	.268	486	1759	222	472	65	13	15	170	181	170	71	33	0

* Led league

1—Selected by Baltimore organization in January, '76 free agent draft (1st round, secondary phase).... Signed on 1/10/76.

1979: After playing in an average of 135 games per season in his first three pro years, Wayne appeared in only 82 contests (66 in Rochester, 16 in Baltimore).... He spent two periods of time on the disabled list with the Red Wings, and 63 days in two stints with the Orioles, for whom he played sparingly.

Baltimore: Wayne was first recalled by the Orioles on June 10 when Mark Belanger went on the disabled list with a fractured finger.... He appeared in seven games, including two starts at second and one at third, before returning to Rochester on July 13 when Belanger was reactivated.

He batted .167 (2-for-12) in that stretch.... Banged first major league hit in second at bat, a single off Minnesota's Paul Hartzell on June 15.... Also doubled off Toronto's Phil Huffman on June 29.

Rejoined the Orioles on Sep. 1.... Played in nine contests the final month, with one start each at second and third, and batted .222 (2-for-9).

Rochester: He had played in 165 consecutive games with the Red Wings when he suffered a severely sprained right ankle on May 10.... That injury was complicated by the dislodging of an old bone chip, and Wayne was sidelined for 21 days....

Upon his return, he appeared in just ten more games before his recall by the Orioles and was still wearing a plastic cast when he reported.... Was batting .287 (39-for-136) at that time.

He had been back in Rochester for just 17 games when he was injured in a freak batting practice accident at Pawtucket on Aug. 5.... Tom Chism was hitting in the batting cage when the bat slipped out of his hands and flew around the side of the cage, striking Wayne and Jim Smith, who were waiting to hit.... Smith was hit in the throat and missed two days, but Wayne suffered a lacerated lip that required 18 stitches, and he did not return to the lineup until Aug. 15.... Batted just .175 (10-for-57) in his final 14 games.

Appeared in 57 games at second, six games at short and two at third.... Went homerless after hitting a career high 12 in '78.

Winter Ball: Played for Preston Gomez at La Guaira in the Venezuelan League with '79 Rochester teammates Jim Smith and Kevin Kennedy and recent O's acquisition Dan Graham.

Pro Career: Was first drafted by the Phillies in '72 but chose to attend the University of Miami.... Was signed for the O's by John Stokoe after playing three varsity seasons.

Has excellent instincts as base-runner and fielder.... Despite average speed, has stolen 71 bases in 104 attempts (.683 percentage).

1978: Wayne was chosen as the Red Wings' "player of the year" by writers and broadcasters, and was also picked on the National Association Topps AAA team at second base.... Was not named to the International League (post-season) all-star team, however.

Led the International League in games (140, played every game) and runs (93).... Displayed amazing versatility on the infield, playing second base (50 games), third base (56 games), and shortstop, (48 games).... Went 1-for-2 for the I.L. all-stars against the Texas Rangers at Columbus on Aug. 7.

Played for Estrellas in the Dominican Republic Winter League.

1977: Was a shortstop as an amateur and in his first season of pro ball, but was converted to second base at the Orioles' urging during the fall of '76 (Florida Instructional League).... In '77, at Charlotte, he and shortstop Jim Smith were instrumental in the Charlotte club's setting a Southern League record for double plays (182), surpassing the old mark of 165.... Alan Trammell (ss) and Lou Whitaker (2b), both now with the Tigers, were another S.L. keystone combination that year.

Wayne was voted to the S.L. all-star team as the utility infielder (Whitaker got the nod at second).... Played in the league all-star game vs. the Atlanta Braves.

Miami Oriented: Wayne has played a lot of baseball in Miami.... He played three seasons at the university, a season with the Miami Orioles, and is now in his fifth spring training with the Baltimore organization, all of them spent at Biscayne College and/or Miami Stadium.... Hit .281 (9-for-32) last spring, second in the major league camp to Rich Dauer (.283).

Amateur Background: Played three seasons for Ron Fraser's University of Miami Hurricanes (signed with O's before senior season).... Hit .316 lifetime and set school records for most hits (204) and most runs (145) career, plus seasonal marks for most doubles (17), total bases (117), and longest hitting streak (14 games).

Was second team all-American junior year ('75).... Led Miami with 50 rbi in 62 games as a sophomore in '74, the year Miami finished second to the University of Southern California in the college world series.... Wayne played against Rich Dauer in that tournament.

Played for Boulder, Colo. Collegians in '75 National Baseball Congress (NBC) tournament and hit a three-run, ninth inning homer in final game to win title for Boulder.... In '73, batted .394 in U.S. victory at 11-nation world amateur tournament held in Managua, Nicaragua, the first title ever for this country in that tournament. Played against Dennis Martinez in that tournament.

Played on the U.S. Pan-American games team that won a silver medal in '75.

Played baseball, soccer, and basketball at Ewing High School (graduated '72).... Won first team all-state and all-American recognition as a senior.... School was second in state baseball tournament and basketball team compiled a 24-1 record.

Participated in Little League, Babe Ruth, and American Legion baseball.... In '70, he was a member of an all-star team that captured the Babe Ruth world championship in California.... Hit .409 in that tournament.... His '73 legion team won New Jersey state title.

Personal: Of Polish descent.... Wayne's brother, Tom, was a shortstop for one year in the Dodger's farm system before hurting his arm ('68 at Ogden, Utah) and played with Steve Garvey, Bill Russell, Bill Buckner, and Bobby Valentine that year.... Single.

HINTON DANIEL (DAN) LOGAN

Born: July 17, '56; 6'7"; 227; Bats, L; Throws, L; Position: 1B.

Birthplace/Residence: Born, raised, and still lives in Trion, Ga.

Contract Status: Signed thru '80.

Tenure: None.

Signed Originally with: Baltimore.



HINTON DANIEL (DAN) LOGAN

YEAR CLUB	AVG.	G	AB	R	H	2B	3B	HR	RBI	BB	SO	SB	CS	HP
1977 Bluefield—1	.302	69	258	40	78	16	4	*14	*56	27	30	0	2	0
1978 Miami	.313	117	425	38	133	16	5	5	76	40	51	2	3	2
1979 Charlotte	.282	136	485	83	137	19	2	21	79	64	77	0	1	0
Pro. Totals	.298	322		161	348	51	11	40	211	131	158	2	6	2
				1168										

* Led league

• Tied for league lead

1—Selected by Baltimore organization in June, '77, free agent draft (2nd round, regular phase)
Signed on 6/7/77.

1979: After hitting just 19 home runs total in two professional seasons, Dan set a Charlotte club record with 21 in '79 (Drungo Hazewood also hit 21). . . . Finished in a four-way tie for third behind Columbus' Alan Knicely (33) in Southern League home run race.

Named as first baseman on league all-star team selected by managers and media at end of season. . . . Led the Orioles and set career highs in games (136), runs scored (83), runs batted in (79) and total bases (223). . . . Also set career bests in at bats (485), hits (137), doubles (19) and walks (64).

Hit in seven consecutive games from May 22-28 at .424 clip (14-for-33), raising his average from .299 to .327, his highest of the season. . . . Batted over .300 most of the season. . . . Was batting .308 on August 7 after a three-game, 8-for-11 (.727) spurt but hit just .186 (18-for-97) over his last 26 games to fall below .300.

Hit four homers in two days at Chattanooga, July 3-4. . . . Homered twice on July 3, then hit one in both ends of doubleheader the following day. . . . Had first career grand slam on July 11 vs. Columbus.

Missed two games each with pulled hip muscle, May 20-21, and dizzy spells, June 2-4.

Led Southern League first basemen in putouts (1,225) and double plays (133). . . . Ranked second in assists (81) and third in fielding percentage (.992).

Participated briefly in the Florida Instructional League, then played for Aragua of the Venezuelan League with '79 teammates Bob Bonner, Larry Jones and Pete Torrez.

Pro Career: Signed by Lamar North. . . . Finished third in the Florida State League in batting (.313) and rbi (76) while at Miami in '78. . . . Was the league's top fielding first baseman with a .991 percentage.

Was the Appalachian League's all-star first baseman at Bluefield in '77. . . . Led the league in total bases (140) and rbi (56) and shared home run crown (14). . . . Was also league's tenth best hitter (.302).

Played in the Florida Instructional League in '77 and '78 and topped O's club in at bats (163), doubles (10), total bases (58) and rbi (18) in '78.

Amateur Background: Played three seasons at West Georgia College. . . . In '77 he hit .407 (65-for-160) in 45 games with 18 doubles, seven homers and 39 rbi. . . . Was all-South Atlantic Conference in '76 and '77. . . . Was also a Division II all-American in '77.

Graduated from Trion High School in '74. . . . Lettered in baseball, basketball and football. . . . Baseball team won Georgia state championship in '73.

Personal: Nicknamed "Big Foot". . . . Wears size 14 shoe. . . . Hobbies: Hunting and fishing. . . . Single.

JOHN LEE LOWENSTEIN


Born: Jan. 27, '47; 6'1"; 175; **Bats,** L; **Throws,** L; **Position:** OF-3B.

Birthplace/Residence: Born in Wolf Point, Mont. . . . Grew up in Southern California. . . . Now lives in Las Vegas, Nev.

Contract Status: Signed four-year contract in Oct. '78, extending thru '82.

Tenure: Eight years, 161 days.

Signed Originally with: Cleveland.



118

JOHN LEE LOWENSTEIN

YEAR CLUB	AVG.	G	AB	R	H	2B	3B	HR	RBI	BB	SO	SB	CS	HP
1968 Waterbury—1	.000	3	2	0	0	0	0	0	0	1	1	0	0	0
Reno	.328	48	164	22	53	8	2	7	38	22	42	8	3	1
1969 Reno	.284	26	67	7	19	4	2	1	11	11	13	5	1	1
1970 Wichita	.295	108	369	69	109	15	6	18	52	59	64	10	10	3
Cleveland	.256	17	43	3	11	3	1	1	6	1	9	1	0	0
1971 Wichita	.320	37	125	27	40	8	0	8	24	24	30	4	3	2
Cleveland	.186	58	140	15	26	5	0	4	9	16	28	1	5	0
1972 Cleveland	.212	68	151	16	32	8	1	6	21	20	43	2	4	0
1973 Cleveland	.292	98	305	42	89	16	1	6	40	53	85	36	17	2
1974 Cleveland	.242	140	508	65	123	14	2	12	33	28	28	15	10	0
1975 Cleveland	.242	91	265	37	64	5	1	2	14	25	35	11	8	0
1976 Cleveland—2	.205	93	229	33	47	8	2	4	12	21	29	1	8	0
1977 Cleveland—3	.242	81	149	24	36	6	1	3	5	21	37	29	16	3
1978 Texas—4	.222	77	176	28	39	8	3	11	34	30	37	16	4	1
1979 Baltimore	.254	97	197	33	50	8	2							
M.L. Totals	.239	820		298	517	81	14	59	238	254	364	62	5	
				2163							104			

1—Signed by Cleveland Indians organization on 6/13/68.

2—Acquired by Toronto Blue Jays from Cleveland Indians in deal for outfielder Rico Carty on 12/6/76. . . . Reacquired by Indians from Blue Jays in deal for infielder Hector Torres on 3/29/77.

3—Acquired by Texas Rangers from Cleveland with pitcher Tom Buskey in deal for outfielder Willie Horton and pitcher David Clyde on 2/28/78.

4—Contract purchased by Baltimore Orioles from Texas for \$20,000 waiver price on 11/27/78.

League Championship Series Record														
YEAR CLUB, OPP.	AVG.	G	AB	R	H	2B	3B	HR	RBI	BB	SO	SB	CS	HP
1979 Bal. vs. Cal.	.167	4	6	2	1	0	0	1	3	2	2	0	0	0
World Series Record														
YEAR CLUB, OPP.	AVG.	G	AB	R	H	2B	3B	HR	RBI	BB	SO	SB	CS	HP
1979 Bal. vs. Pit.	.231	6	13	2	3	1	0	0	3	1	3	0	0	0

THE 1979 SEASON

John saw action at five different positions while playing in 97 games, his most since '74. . . . He appeared in 44 contests in left field (29 starts), 41 in right field (15) starts, one game at first base, and started one contest each at third base and in center field. . . . He also was a pinch-runner six times and batted .217 (5-for-23) with three rbi as a pinch-hitter.

In his major league career, he has played every position except pitcher and catcher.

Injury: John severely sprained his left ankle on August 9 against Milwaukee in Baltimore when he ran into the left center field fence chasing Don Money's double. . . . He was placed on the 15-day disabled list and was reactivated on August 24. . . . However, his mobility was still limited upon his return, and he made only 15 plate appearances (9 as a pinch-hitter, 6 as a designated hitter) until the final week of the regular season when he started three games in left.

Batting: In his first 16 games (thru May 19), John batted .393 (11-for-28) with four home runs and 11 rbi and had a slugging percentage of .893. . . . Over the remainder of the season (81 games), he batted .231 (39-for-169).

He hit his sixth home run on June 15, in his 36th game and 64th at bat. . . . In '78, he hit just five homers in 77 games and 177 at bats. . . . His 11 homers represented the second highest total of his big league career.

Grand Slams: Hit his second career grand slam in the third inning on July 24 (second game) off Seattle's Odell Jones. . . . He went 3-for-5 in that game with six rbi, a career high. . . . His other grand slam came as a member of the Indians on June 24, '74, off Mike Wallace at Yankee Stadium. . . . Had five rbi in that game, his previous career best.

Vs. Opponents: John enjoyed his best production against Seattle with three homers and 13 of his season total 34 rbi. . . . Hit over .300 against Boston (.375, 6-for-16), Minnesota (.375, 3-for-8), California (.308, 4-for-13), and Milwaukee (.304, 7-for-23). . . . Has enjoyed great success lifetime against the Brewers with a .298 average (90-for-302), ten homers and 48 rbi, twice as many rbi as he's amassed against any other opponent (see pages 37-39).

Odds and Ends: Was second on the O's in stolen bases with 16 in 20 attempts (.800 percentage). . . . Committed only one error (in right field) in 132 total chances at five positions for .992 percentage.

In 3s: On July 21 against California, he played all three outfield positions, walked three times, and had a three-base hit that knocked in three runs.

ALCS/WS: John was the hero of the opening game of the championship series when, in his first appearance ever in post-season play, he hit a three-run pinch-hit homer in the bottom of the tenth inning off John Montague to give the O's a 6-3 win. . . . It was the first homer by a pinch-hitter in 11 years of ALCS competition.

119

JOHN LEE LOWENSTEIN

John started ALCS games two and four (against righthanders Dave Frost and Chris Knapp) in left field and was a pinch-hitter and late-inning replacement in the third game.

He played in six world series contests with starts in left in games one, two, and seven... He batted .231 (3-for-13) overall, but was 2-for-3 in a pinch-hitting role including a bases-loaded, two-run double in the O's six-run eighth inning in game four. (See page 62-63).

PREVIOUS CAREER HIGHLIGHTS

He was signed originally for the Cleveland Indians by former Oriole Bob Nieman... He had never played a regular season game outside the Cleveland organization until he was traded to Texas in Feb. '78, although he was acquired by Toronto in Dec. '76, only to be traded back to the Indians the following March... Is beginning his 13th professional season.

Texas '78: Though listed as an outfielder, he played more games (25) at third base than in the outfield (16)... Batted .222 (4-for-18) with four rbi in a pinch-hitting capacity.

Cleveland: Spent two partial seasons ('70 and '71) and six full campaigns with the Indians ('72 thru '77).

His highest big league average was .292 (98 games) in '73, but his most productive season was '74... That year he set career high in games (140), at bats (508), runs (65), hits (123), rbi (48), walks (53), and stolen bases (36)... His 36 steals were the third highest total in the A.L.... In '75, he hit a career high 12 homers including four-baggers in three consecutive games, May 25-28.

Batted exactly .242 three times in a four-year span ('74, '75, and '77)... Scored from second on Buddy Bell's long fly ball vs. K.C. on May 21, '77... Was unanimous pick as top player in Indians' '71 spring training camp (by vote of writers and broadcasters)... Was hospitalized five days with a severe leg bruise following a collision with teammates Vada Pinson and Jack Heidemann in May '71.

Minors: Missed most of his second pro season because of a six-month tour of active duty with the U.S. Marine Corps... Was an all-star third baseman in the American Association in '70.

Amateur Background: Was second team NCAA college division all-American team choice in '68 as a shortstop while playing for the University of California at Riverside... Hit .393 that year... Led the California Collegiate League in batting with a .433 average in '66.

Was a shortstop at Norte Vista High in Riverside... Named to the all-California Interscholastic Foundation (C.I.F.) Class A team... Played basketball and football.

Played in Little League and Babe Ruth programs... Once had 16 rbi in a Little League game and hit four homers, two with the bases loaded and two with two on.

Personal: Hobbies: golf, camping, hunting, wilderness hiking, fishing, skiing, racquetball, and tennis... Spent the '79 all-star break white-water rafting on the rapids of the Snake River of Idaho.

Spent the off-season working with the Nevada Bureau of Land Management... Was also actively involved in state programs for teenage alcohol and drug abuse... Holds a B.A. degree with a major in anthropology from the Univ. of California Riverside.

John and his wife, the former Barbara Schlottfelt, were married on 2/11/71.

JOSE DENNIS MARTINEZ


Born: May 14, '55; 6'1"; 178; Bats, R; Throws, R; Position: P.

Birthplace/Residence: Born and raised in Granada, Nicaragua. Has spent last two winters in Baltimore.

Contract Status: Signed three year contract for '79, '80 & '81.

Tenure: Three years, 26 days.

Signed Originally with: Baltimore.



JOSE DENNIS MARTINEZ

YEAR CLUB	W-L	ERA	G	GS	CG	SHO	SV	IP	H	R	ER	BB	SO
1974 Miami—1	15-6	2.06	25	25	10	4	0	179	124	48	41	53	162
1975 Miami	12-4	2.61	20	20	9	3	0	145	125	54	42	35	114
1975 Asheville	4-1	2.60	6	6	4	1	0	45	45	16	13	12	18
Rochester	0-0	5.40	2	0	0	0	0	5	7	4	3	0	4
1976 Rochester	*14-8	*2.50	25	23	*16	1	0	180	148	64	50	50	*140
Baltimore	1-2	2.57	4	2	1	0	0	28	23	8	8	8	18
1977 Baltimore	14-7	4.10	42	13	5	0	4	167	157	86	76	64	107
Baltimore	16-11	3.52	40	38	15	2	0	276	257	121	108	93	142
1978 Baltimore	15-16	3.67	40	*39	*18	3	0	*292	279	129	119	78	132
1979 Baltimore													
M.L. Totals	46-36	3.67	126	92	39	5	4	763	716	344	311	243	399

* Led league

1—Signed by Baltimore organization as an un-drafted free agent on 12/10/73.

League Championship Series Record

YEAR CLUB OPP.	W-L	ERA	G	GS	CG	SHO	SV	IP	H	R	ER	BB	SO
1979 Bal. vs. Cal.	0-0	3.24	1	1	0	0	0	8.1	8	3	3	0	4

World Series Record

YEAR CLUB OPP.	W-L	ERA	G	GS	CG	SHO	SV	IP	H	R	ER	BB	SO
1979 Bal. vs. Pit.	0-0	18.00	2	1	0	0	0	2	6	4	4	0	0

Pitches: Fastball, curve, slider and change.

THE 1979 SEASON

Dennis led the A.L. in starts (39), innings (292), and complete games (18); was the league's most prolific fielder (led in chances with 85); and had a 10-2 record on June 20, thanks to a 10-game winning streak.

Despite all that, he wound up being the only man on the O's staff with a losing record. That was attributable to a 5-14 log from June 24 on (including eight losses in his last nine decisions beginning Aug. 16). It was his first losing season in six pro campaigns.

His '79 experience was the opposite of '78 when he started slowly (7-7) and finished in a hurry, winning nine of last 13, and eight of last nine.

In post-season his luck didn't improve... Dennis started the only game the O's lost in the ALCS (though he was not charged with the defeat), and he lasted only 1.1 innings in his only world series start.

Fast Start: Thru April 18, Dennis was 0-2 in three starts with an era to match (5.68). Then, from Apr. 22 thru June 20, he won 10 straight decisions in 14 starts (the O's won 13 of the 14 games) and threw eight complete games. His era was at 3.25.

At that point, from July 29, '78 thru June 10, '79, Dennis was 19-6 and had a 2.21 era (58 er in 236.1 ip) with 20 complete games (including 10 in which he allowed four or fewer hits) in 32 starts.

Nightmare Finish: His demise began on June 24 when he started a four-game losing streak. From that time on, he was 5-14 with a 3.97 era (74 er in 167.2 ip). However, his slump was a modest 4-6 until Aug. 16 when he started his string of eight losses in nine decisions.

During this troublesome time, he was not always accorded the most generous offensive support. In his final 22 starts (beginning June 24), the O's scored 76 runs, but in the 14 games he lost, the O's managed a total of only 28 tallies (average two per game).

During the 5-14 stretch, he was shutout twice and beaten nine times by one or two runs. In 13 of those 22 games, the Birds scored three or fewer runs... In nine of those 22 starts, he went the route, yet lost five times.

Final Win: When he shut out Toronto on five hits on Sep. 6, his record was a respectable 15-12 and his era a decent 3.49. Then he dropped his last four decisions.

Low Hitters: He allowed only five total hits in consecutive complete games, in Baltimore on May 6 vs. California (2-hitter, 6-0) and May 10 vs. Oakland (3-hitter, 3-1). He faced only 31 batters in each, and had a no-hitter going against the Angels until Don Baylor singled to open the seventh.

He also had two 4-hit games (at Toronto on May 20 and vs. K.C. at Baltimore on June 6).

Lifetime, Dennis has limited the opposition to four or fewer hits 11 times (only complete games are counted), all in the last two years: 2-hitters-three, 3-hitters-three, 4-hitters-five.

Vs. Boston: Dennis has specialized in pitching against Boston. He was 2-2 in '79 and is 6-10 lifetime in 17 starts... He has more than twice as many decisions against the Carmines than against any other opponent... His 124.1 innings vs. Boston are 46.1 more than he has pitched against any other team (Cal-78 ip)... See page 31... Also see below under "78 Orioles."

JOSE DENNIS MARTINEZ

Vs. Other Opponents: In '79, he was 3-0 vs. Seattle and 2-0 against both Oakland and Toronto. Lifetime, he is 7-0 against the Mariners (2.98 era); 4-0 vs. the A's (2.15 era); and 5-1 against the Blue Jays (1.64 era). . . . See page 31.

CS/WS: Dennis started game three of the ALCS, at Anaheim, pitched well thru eight innings, and carried a 3-2 lead into the ninth.

In the ninth, Denny retired lead-off man Don Baylor, the A.L.'s "mvp," on a fly ball, but then gave up a double to Rod Carew. At that point Don Stanhouse came on, and a walk, an error, and Larry Harlow's double gave the Angels their only ALCS victory, 4-3. The loss went to Stanhouse. . . . Dennis worked 8.1 innings gave up eight hits, walked none, fanned four, and was charged with three runs (two earned).

In the world series, he started game four at Pittsburgh, but the Pirates roughed him up for six hits (including a Willie Stargell homer) and four runs in just 1.1 innings, and he gave way to Sammy Stewart. The O's were down, 4-0, but bounced back to win for Tim Lincecum, 9-6.

Dennis was the last of five Orioles pitchers to work in the top of the ninth inning of world series game seven.

Fielding: In '79, for the second year in a row, Dennis led all A.L. pitchers in total chances, excluding errors (85), comprising 26 putouts and 59 assists. Cleveland's Rick Wise was second with 76 chances. In '78, Dennis led in both assists (51) and chances (77).

Relief: He relieved once in '79, in the second game of a doubleheader at Minnesota on Aug. 29. He pitched 0.2 innings with no decision or save.

Odds and Ends: He had only two games saved for him all year: by Tim Lincecum at Boston, May 16, and by Don Stanhouse, July 24, vs. Seattle at Baltimore. Dennis led the club in walks (78), wild pitches (8), hits (279), runs and earned runs (129-119).

He retired the last 19 batters in a row during a route-going four hit win vs. Toronto on May 20.

Dennis went to Japan in November with major league all stars along with Earl Weaver, Ken Singleton and Rick Dempsey.

PREVIOUS CAREER HIGHLIGHTS

Dennis compiled a 45-19 record (.703) in three minor league seasons and is 92-55 (.626) in six pro campaigns. . . . He was signed originally by Ray Poitevint and Julio Blanco-Herrera.

'78 Orioles: From July 29 to the end of the season, Dennis compiled a 1.72 era (130.2 ip, 87 h, 25 er) over 15 starts of which he completed 12. He was 9-4 during that period, including 8-1 from Aug. 15 on. (In '79, he was 1-8 after Aug. 16).

His four losses during the final two months were by scores 2-1, 2-1, 2-1, and 2-0.

He pitched 6.2 hitless innings vs. Seattle on Aug. 25, at Baltimore, before Bill Stein spoiled it with a single. . . . Dennis wound up with a two-hit shutout.

Despite a 2-4 record vs. Boston, he had a 2.61 era against the Sox (51.2 ip, 30 h, 15 er). One of his losses was a route-going two-hitter (Sep. 6, 0-2).

He retired 18 straight batters at California on Aug. 30, and pitched 11 scoreless innings, yielding five hits. Don Stanhouse lost 1-0 in 14 innings. . . . He pitched only one complete game in his first 15 starts.

'77 Orioles: In his first full year, he was 6-3 in 13 starts and 8-4 with four saves in 29 relief appearances.

'76 Orioles: Dennis became the first Nicaraguan to play in the majors when he debuted on Sep. 14, '76, vs. Detroit at Baltimore. . . . He picked up a win that night after 5.2 scoreless relief innings and fanned five, including the first three batters he faced (Mickey Stanley, Bill Freehan, and Chuck Scrivener). Tony Chevez was the second Nicaraguan to play in the majors when he pitched briefly for the O's in '77.

'76 Rochester: He was voted the #1 righthander in the I.L. (Scott McGregor was the top lefty) and led the league in wins (14), complete games (16), strikeouts (140 in 180 innings), and era (2.50). . . . He was chosen to both the Topps/National Association AAA and the International League All-Star teams.

Minors: He ranked among the best pitchers in the Florida State League in '74, his rookie pro season and was the FSL's Topps' "player of the month" for June.

Amateur Background: Dennis pitched for Nicaragua in the amateur world series in '72 and '73. In '73, he lost to the U.S., 1-0, in 10 innings at Managua. He played Little League and Babe Ruth baseball.

Personal: He and his wife, the former Luz Marina Garcia, were married Mar. 12, '73, and are the parents of a son, Dennis (11/16/73), and a daughter, Erica (9/16/74). They have spent the last two winters in Baltimore.

Dennis spent much of last summer worrying about his parents during the civil disorders in Nicaragua between the Somoza Government and the Sandinista guerillas. His mother and father live in Granada, only 45 miles from Managua where much of the fighting was concentrated.

However, the seriousness of the situation has since abated, and Dennis and his family were able to return to Nicaragua for a visit just before spring training.

FELIX ANTHONY (TIPPY) MARTINEZ

Born: May 31, '50; 5'10"; 175; Bats, L; Throws, L; Position: P.

Birthplace/Residence: Born and raised in La Junta, in southwestern Colorado. . . . Now lives in Aurora, near Denver.

Contract Status: Signed thru '81. Signed a three year contract before '77 season, then agreed to a two year extension in '78.

Tenure: Four years, 132 days.

Signed Originally with: New York Yankees.



YEAR CLUB	W-L	ERA	G	GS	CG	SHO	SV	IP	H	R	ER	BB	SO
1972 Oneonta—1	1-0	2.00	2	1	1	1	1	9	3	2	2	10	9
Kinston	0-0	4.50	5	2	0	0	0	20	22	10	10	13	18
1973 Kinston	13-8	2.66	54	2	0	0	*15	105	74	38	31	61	160
1974 Syracuse	7-5	3.78	36	0	0	0	8	64	49	29	27	32	70
New York (AL)	0-0	4.15	10	0	0	0	0	13	14	7	6	9	10
1975 Syracuse	8-2	2.05	14	14	4	1	0	110	91	39	25	35	105
New York (AL)	1-2	2.68	23	2	0	0	8	37	27	15	11	32	20
1976 NY(AL)/Bal.—2	5-1	2.31	39	0	0	0	10	70	50	19	15	27	29
1977 Baltimore	5-1	2.70	41	0	0	0	9	50	47	17	15	27	29
1978 Baltimore	3-3	4.83	42	0	0	0	5	69	77	41	37	40	57
1979 Baltimore	10-3	2.88	39	0	0	0	3	78	59	29	25	31	61
M.L. Totals	24-10	3.18	194	2	0	0	35	317	274	128	112	181	222

* Tied for league lead

1—Signed by New York Yankees as an un-drafted free agent on 7/26/72.

2—Acquired by Baltimore Orioles from New York Yankees with pitchers Rudy May, Dave Pagan and Scott McGregor (assigned from Syracuse to Rochester) and catcher Rick Dempsey in deal for pitchers Ken Holtzman, Doyle Alexander, Grant Jackson, and Jimmy Freeman (assigned from Rochester to Syracuse) and catcher Elrod Hendricks on 6/15/76.

League Championship Series Record

YEAR CLUB OPP.	W-L	ERA	G	GS	CG	SHO	SV	IP	H	R	ER	BB	SO
1979 Bal. vs. Cal.	(did not appear)												

World Series Record

YEAR CLUB OPP.	W-L	ERA	G	GS	CG	SHO	SV	IP	H	R	ER	BB	SO
1979 Bal. vs. Phil.	0-0	9.00	3	0	0	0	0	1.1	3	1	1	0	1

Pitches: Fastball, curve, and change.

THE 1979 SEASON

Tippy was the O's top lefthanded reliever for the third straight year and enjoyed his most effective season. . . . He set career highs for wins (10), innings (79), and strikeouts (61).

Since joining the O's on June 15, '76, he is 21-8 with 25 saves and an era of 3.35 (239 ip, 215 h, 89 er). . . . He has appeared in 150 games, walked 126, and fanned 178.

Strong 2nd Half: Though he pitched effectively throughout the season, Tippy was more effective after July 4. To that point he was 5-1 with no saves and a 3.78 era (14 er in 33.1 ip) in 17 games.

From July 6 to the end, he was 5-2 with three saves and an era of 2.22 (11 er in 44.2 ip) over 22 appearances.

In 39 total relief outings, he allowed earned runs in only 12.

Saves: He accumulated all three of his '79 saves in consecutive appearances during a one-week period: July 30 at Mil. (for Stone), Aug. 3 at N.Y. (for McGregor), and Aug. 4 at N.Y. (for Ford). . . . Two of Tippy's wins were saved by Don Stanhouse.

FELIX ANTHONY (TIPPY) MARTINEZ

"Sudden Death" Successes: The O's won nine games at home in "sudden death," and Tippy was the winning pitcher in five.... In three of those, he picked up the victory in relief of Steve Stone.

No Home Runs: He went through the entire season without allowing a home run. In fact, he hasn't thrown a "gopher" since May 23, '78, when Aurelio Rodriguez of Detroit hit one off him in Tiger Stadium. Since then Tippy has pitched 120.2 innings over 64 relief outings.

Since he came to the big leagues for the first time in '74, Tippy has allowed only nine home runs (high for a year was four in '78).... At Memorial Stadium he has given up only one home run lifetime (by K.C.'s Hal McRae on Apr. 23, '78) over 61 games and 100.2 innings.... Since the MacRae blast, Tippy has appeared in 31 games and pitched 66.1 innings (regular season) without allowing a home run in Baltimore.

Earlier in his career, he put together a stretch of 55 straight homerless games (89.1 innings) between Carl Yastrzemski's blast on May 20, '76 (while Tippy was still with the Yankees) and a home run by Cliff Johnson on July 26, '77.

Yastrzemski is the only player to have hit two homers against Tippy (7/27/75 at Shea Stadium and 5/20/76 at Yankee Stadium).... Gary Sutherland also hit one while Tippy was with the Yankees (9/9/75 at Shea).

Since he joined the O's, Tippy has given up six: Johnson (7/26/77 at Yankee Stadium), Roy White (7/28/77 at Yankee Stadium), Reggie Jackson (4/18/78 at Yankee Stadium), Hal McRae (4/23/78 at Bal.), Richie Zisk (5/12/78 at Texas), and Rodriguez (5/23/78 at Detroit).

Consecutive Batters Retired: He retired 23 consecutive batters on July 23 vs. Oakland at Baltimore. He relieved Mike Flanagan with one out in the second inning and the A's leading 4-0. He walked the first batter, Dave Chalk, then pitched perfectly for 7.2 innings (his longest outing ever). The O's scored four times in the eighth (Pat Kelly's slam) to win 7-4.

Over five straight appearances starting July 23, Tippy gave up only one hit (Bruce Bochte) and no walks and retired 36 of 38 batters over the equivalent of 12 full innings thru Aug. 4 (8th inning).... One batter reached on an error.

He also retired 18 of 19 batters in consecutive appearances vs. Detroit on June 22 (all seven faced) and June 23 (11 of 12 faced—Lance Parrish walked).... Tippy won both games in "Sudden Death".

Vs. Yankees: Tippy made six appearances in the 11-game season series against his former club. He worked 10.1 innings and had a 1-1 record with two saves plus a 1.74 era (2 er).

In an eight-day span the O's played five games against the Yankees (Aug. 3 thru 10), and Tippy pitched in four of them (1-1 with two saves).

He is 5-4 lifetime with five saves against the Yankees in three and one-half seasons with the O's.

CSWS: He did not pitch in the ALCS, but did relieve in three world series games (#2, 5, & 7).

Career Highs: He struck out a career high seven batters in a 4.2 inning stint vs. Oakland on May 7. His 7.2 innings on July 23, also vs. Oakland, represent his longest career effort.

He set a lifetime high in relief points in '76 with 15 (five wins and 10 saves).

Odds and Ends: Tippy was 7-2 with a 1.97 era (9 er in 41 ip) in 16 games at home and 3-1 with three saves and a 3.89 era (16 er in 37 ip) in 23 road appearances. He pitched 17 consecutive scoreless innings over eight appearances from July 6 to August 6 (15.2 ip).

PREVIOUS CAREER HIGHLIGHTS

Starts: He has started only twice in 194 big league appearances and lost both games for the Yankees in '75 (to Bos. on July 27 and to Cal. on Aug. 24).

'78 Orioles: This was his least impressive year as an Oriole (compounded by a case of tendinitis).... He gave up eight more hits than innings pitched.... All three of his losses were to the Yankees.... He had a 8.20 era after 15 appearances thru May 19, but settled down after that except for a disastrous outing in a 24-10 loss to Toronto on June 26. Went 26 days between appearances on Sep. 2 and 26.

'76-'77 Orioles: After coming to Baltimore on June 15, '76, Tippy went 3-1 with eight saves and a 2.57 era (42 ip, 12 er) for the O's over the rest of the season.... In his first year and a half with the Birds he was 4-0 with two saves in 13 appearances against the Yankees.

He saved four wins for Jim Palmer in '77.... Tippy caught the middle finger of his pitching hand in a cab door in Detroit on Labor Day, '77, and was out for a week.

Yankees: He was originally signed for the Yankees by Sam Suplizio as an undrafted free agent off the Colorado State (Ft. Collins) campus in '72.... One year later he led the Carolina League in saves (15) and was 13-8 in 53 appearances, all but two of them in relief.... That year he fanned 160 in 105 innings.

Tippy joined the Yankees for the first time in Aug. '74, then almost made the club at the start of '75. However, an injury to Dick Tidrow (rhp) necessitated adding another righthander to the staff instead.... He won the James P. Dawson Award as the top rookie in the Yankees '75 spring camp.

He was recalled from the minors July 16, '75, and went on to lead the staff in saves (8).... Sparky Lyle was 5-7 with only six saves that year.

Amateur Background: He played football, basketball, and baseball at La Junta High School, and was drafted as an outfielder by the Washington Senators after his senior year on a late round in '69, but chose to attend Colorado State.

Personal: Tippy is of Spanish-Mexican descent but is a third generation American and speaks little or no Spanish.... He and his wife, the former Carol Sarlo, were classmates (graduated '69) at La Junta High School.... They have two children: Jacen Anthony (8/2/70) and Courtney Ann (10/10/78).

La Junta, population 10,681, held a "Tippy Martinez Day" after he returned home last November.... During the winter, Tippy and Carol bought a home in Towson.

LEE ANDREW MAY


Born: Mar. 23, '43; 6'3"; 225; Bats, R; Throws, R; Pos.: 1B-DH.

Birthplace/Residence: Born and raised in Birmingham, Ala.... Now makes his home in Cincinnati, Ohio.

Contract Status: Signed a two year contract in September '78, extending thru '80.

Tenure: 13 years, 89 days.

Signed Originally with: Cincinnati.



YEAR CLUB	AVG.	G	AB	R	H	2B	3B	HR	RBI	BB	SO	SB	CS	HP
1961 Tampa-1	.260	26	77	10	20	2	2	0	9	6	23	3	..	3
1962 Tampa	.260	89	339	45	88	10	3	10	65	22	63	9	..	7
1963 Rocky Mount	.263	144	520	79	137	23	4	18	80	48	96	11	4	7
1964 Macon	.303	*140	515	91	156	22	5	25	*110	50	126	4	4	8
1965 San Diego	.321	143	558	83	179	32	7	34	103	28	84	7	11	6
Cincinnati	.000	5	4	1	0	0	0	0	0	0	1	0	0	0
1966 Buffalo	.310	128	471	74	146	25	5	16	78	42	82	11	4	2
Cincinnati	.333	25	75	14	25	5	1	2	10	0	14	0	1	0
1967 Cincinnati	.265	127	438	54	116	29	2	12	57	19	80	4	8	10
1968 Cincinnati	.290	146	559	78	162	32	1	22	80	34	100	4	7	6
1969 Cincinnati	.278	158	607	85	169	32	3	38	110	45	142	5	4	2
1970 Cincinnati	.253	153	605	78	153	34	2	34	94	38	125	1	1	2
1971 Cincinnati-2	.278	147	553	85	154	17	3	39	98	42	135	3	0	4
1972 Houston	.284	148	592	87	168	31	2	29	98	52	*145	3	1	2
1973 Houston	.270	148	545	65	147	24	3	28	105	34	122	1	1	2
1974 Houston-3	.268	152	556	59	149	26	0	24	85	17	97	1	0	7
1975 Baltimore	.262	146	580	67	152	28	3	20	99	36	91	1	2	5
1976 Baltimore	.258	148	530	61	137	17	4	25	*109	41	104	4	1	3
1977 Baltimore	.253	150	585	75	148	15	2	27	99	38	118	2	2	0
1978 Baltimore	.246	148	556	56	137	16	1	25	80	31	110	5	2	1
1979 Baltimore	.254	124	456	59	116	15	0	19	69	28	100	3	4	1
A.L. Totals	.255	716	2707	318	690	91	10	116	456	174	523	15	11	10
N.L. Totals	.274	1209	4534	606	1243	230	17	228	737	281	961	22	23	35
M.L. Totals	.267		7241	924	1933	321	27	344	1193	455	1484	49	34	45

* Led league
* Tied for league lead

1—Signed as free agent by Cincinnati Reds, 1961.
2—Acquired by Houston Astros from Cincinnati Reds with second baseman Tommy Helms and outfielder Jim Stewart in deal for second baseman Joe Morgan, pitcher Jack Billingham and outfielders Cesar Geronimo and Ed Armbrister on 12/29/71.... Armbrister was assigned from Oklahoma City to Indianapolis.
3—Acquired by Baltimore Orioles from Houston Astros with outfielder Jay Schlueter (assigned to Rochester) in deal for infielder Bob Anderson and infielder outfielder Eric Salkin on 12/29/71.

LEE ANDREW MAY

League Championship Series Record

YEAR CLUB OPP.	AVG.	G	AB	R	H	2B	3B	HR	RBI	BB	SO	SB	CS	HP
1970 Cin. vs. Pit.	.167	3	12	0	2	1	0	0	2	0	2	0	0	0
1979 Bal. vs. Cal.	.143	2	7	0	1	0	0	0	1	1	3	0	0	0
L.C.S. Totals	.158	5	19	0	3	1	0	0	3	1	5	0	0	0

World Series Record

YEAR CLUB OPP.	AVG.	G	AB	R	H	2B	3B	HR	RBI	BB	SO	SB	CS	HP
1970 Cin. vs. Bal.	.389	5	18	6	7	2	0	2	8	2	2	0	0	0
1979 Bal. vs. Pit.	.000	2	1	0	0	0	0	0	0	1	1	0	0	0
W.S. Totals	.368	7	19	6	7	2	0	2	8	3	3	0	0	0

All-Star Game Record

YEAR CLUB SITE	AVG.	G	AB	R	H	2B	3B	HR	RBI	BB	SO	SB	CS	HP
1969 N.L., Was.	.000	1	1	0	0	0	0	0	0	0	1	0	0	0
1971 N.L., Det.	.000	1	1	0	0	0	0	0	0	1	0	0	0	0
1972 N.L., Atl.	.250	1	4	0	1	0	0	0	1	0	0	0	0	0
A.S.G. Totals	.167	3	6	0	1	0	0	0	1	1	1	0	0	0

THE 1979 SEASON

Lee was a full-time designated hitter for the second straight year and played only two games at first base (see below).

His home run (19) and rbi (69) totals dipped to their lowest level since '67, his first full season in the majors.

Despite that fact, however, he has maintained an impressive five-year average as an Oriole of 23 homers and 91 rbi. . . . Over the last 12 seasons (starting '68), Lee has averaged 94 rbi and 27½ homers.

Batting: He started well and on June 10 was batting .303 (56-for-185) with 10 home runs and 37 rbi in 51 games.

After that, he batted only .221 (60-for-271) with nine homers and 32 rbi in 73 games. It was the second year in a row that his run and power production had declined markedly after a fast start.

Lee registered his 1900th career hit, a single off Rich Gossage at Yankee Stadium, on Aug. 4.

Injuries: Lee was plagued throughout '79 with painful calcium deposits in his right hand, a condition that often hampered his ability to grip the bat properly.

On July 2, he strained a muscle in his right calf and missed all but four of the O's next 19 games thru July 24.

First Base: Lee had gone exactly one year without playing in the field when he started consecutive games at first base on Aug. 7 and 8 against Milwaukee. Eddie Murray, who was the dh in those two games because of a sore shoulder, had started 161 straight games at first since Lee made his last appearance there on Aug. 7, '78.

In the last two seasons he has played in only six games at first: four (including the first three games of the year) in '78 and two in '79.

Vs. Opponents: Lee hit over .300 against four opponents: California, Kansas City, Milwaukee and Oakland in '79 (see pages 37-39).

Lifetime, he has 16 career homers and a .298 average (57-for-191) vs. Minnesota (both career highs against single opponent). . . . His favorite rbi targets are the Tigers (49) and the Brewers (47).

CS/WS: In the '79 ALCS, Lee started two of the four games (#1 & #3). . . . His one hit, in game three, tied the score at 1-1 in the fourth, but the O's ultimately lost in the ninth, 4-3.

The elimination of the dh in the world series limited Lee to two plate appearances as a pinch-hitter. He fanned for Stewart in the fourth game and walked for McGregor in the eighth inning of the seventh game.

'70 WS: Lee did an outstanding job for the Reds against the O's in '70. . . . He hit .389 (7-for-18) with two homers and eight rbi. . . . He hit a two-run homer off Jim Palmer in the first game, then accounted for the Reds only victory in the fourth game by hitting a three-run homer off Eddie Watt in the 8th inning to give Cincinnati a 6-5 win.

He was denied two other hits on great fielding plays by Brooks Robinson. . . . It was Lee who gave the nickname "Hoover" to Robinson.

'70 NLCS: Though he hit only .167 (2-for-12) for the Reds against Pittsburgh, he drove in two of their runs in Cincinnati's first game 3-0 win.

Ejections: Late in the '79 season, on Sep. 29 at Cleveland, Lee was ejected by Mike Reilly for disputing a third strike call. . . . It was the first time he had been tossed out since '76, when he got the thumb

twice: on June 4 by Ron Luciano after charging the Twins' Dave Goltz on the mound. Goltz had hit Lee in the wrist and forced him out of five games in '75 and this time had thrown two straight tight pitches when Lee rushed him. . . . On July 25, Dale Ford ejected him on a balls and strikes dispute.

HOME RUNS

Lee's 344 career homers place him 31st on the all-time list and fifth among active major leaguers behind: 1-Willie McCovey (520), 2-Willie Stargell (461), 3-Carl Yastrzemski (404), and 4-Reggie Jackson (369).

Grand Slams: He hit two slams in '79 and now has 11 lifetime, second among active American Leaguers to Joe Rudi, who hit three of them in '79 and now has a career total of 12. . . . In the majors McCovey leads with 19, and Lee is tied with Stargell for third.

Lee's five American League grand slams have all been hit in Baltimore. . . . His '79 blasts were off California's Don Aase on May 5 and off Seattle's John Montague on July 26. . . . See page 11 for the complete list.

Multi-HR Games: Lee had one two-homer game in '79, on Apr. 21, at Baltimore vs. Milwaukee (both off Bill Travers), and now has 34 two-homer games lifetime, including 11 in five A.L. seasons.

He hit three homers on June 21, '73, in San Diego while with Houston, and slugged two homers in the same inning at the Astrodome against the Cubs on Apr. 29, '74.

HR by Parks: He has homered in 29 different major league parks including all current A.L. stadia (unless Oakland moves to Denver). . . . Frank Robinson holds the major league record (33 including world series), and Hank Aaron is second (32 including world series).

In five A.L. seasons, he has hit home runs in Baltimore (50); Detroit and Minnesota (8 each); Cleveland, Kansas City, Milwaukee, Texas and Toronto (6 each); Boston and Chicago (5 each); Oakland (4); Seattle and Yankee Stadium (2 each); California and New York Shea (1 each).

In the N.L. he hit 86 in Cincinnati (Crosley-58 and Riverfront-28) and 44 in Houston.

20 HR—11 Years: Despite the fact that in '79, for the first time in 12 years, Lee did not hit at least 20 home runs, he remains one of only 15 players in baseball history to have homered 20 or more times in 11 or more consecutive seasons. . . . Hank Aaron leads with 20 straight seasons, and the only active players besides Lee to have accomplished the feat are Willie Stargell (13, not current) and Reggie Jackson (12, current).

RUNS BATTED IN

Lee ranks sixth among active major leaguers in career rbi with 1193 behind: 1-Yastrzemski (1613), 2-McCovey (1539), 3-Stargell (1476), 4-Tony Perez (1357), and 5-Rusty Staub (1309).

He is also the only active player to have driven in 100 or more runs in a season with three different big league clubs (110 with Cincinnati in '69; 105 with Houston in '73; and 109 with the O's in '76).

In the last 25 years, only three other players have done it: Dick Allen (Phi-'66, St. L-'70, and White Sox-'72). . . . Orlando Cepeda (SF-'59, '61 & '62; St. L-'67 and Atl-'70). . . . and, Rocky Colavito (Cle-'58, '59 & '65; Det-'61, '62; K.C.-'64).

His one game career high is seven (at Bos., 4/18/75), and he once drove in 10 runs in a doubleheader at Crosley Field vs. Atlanta (7/15/69).

PREVIOUS CAREER HIGHLIGHTS

'78 Season: Lee became the O's full-time dh and jumped off to a fast start. . . . He had 11 homers and 36 rbi in his first 46 games thru May 29, then dipped to 14 home runs and 44 rbi the rest of the way in his last 102 games. Though his rbi total dropped below 99 for the first time in four Baltimore seasons, he hit 25 home runs.

'77 Season: He tied Murray for club leadership in homers (27) and Ken Singleton in rbi (99). . . . He twice had eight rbi in a two-game span on the same road trip: drove in eight May 30-31 with four homers (two each game) at Minnesota and eight more June 3-4 at K.C.

In eight games from May 30 thru June 6, he had seven homers and 19 rbi (all on the road).

'76 Season: Lee led the A.L. in rbi (109) and tied for fourth with Jim Rice in homers (25). . . . Reggie Jackson led the club that year with 27. . . . Lee became the first Oriole to lead the league in rbi since Frank Robinson in '66 and the first to top 100 rbi since Boog Powell in '70.

He was the landslide winner of the "most valuable Oriole" award. . . . That year he batted .343 (57-for-166) with men in scoring position.

'75 Season: He hit a three-run homer in his first A.L. plate appearance on Apr. 10 (opening day) at Tiger Stadium off Joe Coleman. . . . In his first game ever at Fenway Park, on Apr. 18, Lee slammed two homers (both off Reggie Cleveland) and drove in seven runs, a single-game career high.

In July he batted .416 (42-for-101) with 27 rbi, eight doubles, three triples, and six homers. . . . During that spell he raised his average from .224 to .272, and in one eight-game stretch at home (July 17 thru 22) hit .615 (16-for-26) with five homers and eight rbi.

Brother Combination: Lee and his younger brother, Carlos, both won *The Sporting News* "rookie of the year" awards. . . . Lee in '67 (NL) and Carlos in '69 (AL).

Carlos, who played for the White Sox, Yankees, and Angels from '69 thru '77, has played in Japan for the last two years and has hit over .300 both seasons for the Nankai Hawks (Osaka).

Among brother combinations in major league history Lee and Carlos rank fourth in home runs with a total of 434 (Lee-344, Carlos-90) behind: the Aarons-768 (Hank-755, Tommy-13), the DiMaggios-573 (Joe-361, Vince-125, Dom-87), and the Boyers-444 (Ken-282, Clete-162).

National League: Lee originally signed with Cincinnati on June 1, '61 and spent six years in the minors before joining the Reds full-time in '67 when he won "rookie" honors. . . . He was named to the TSN N.L. All-Star Team in '71.

He once drove in 10 runs in a doubleheader (five each game) at Cincinnati vs. Atlanta on July 15, '69. . . . He set a personal high when he hit safely in 21 straight games for Houston in '73.

Lee played in three all-star games for the N.L. . . . He led N.L. first basemen in total chances (1400) and double plays (133) in '72.

Personal: Lee attended Miles College in Birmingham. . . . He was an usher in Pat Kelly's wedding in Feb. '79.

He and his wife, Terrye, are the parents of three children: Yelandra Maurice (8/18/62), Lisa Yvonne (1/11/63), and Lee, Jr. (5/30/68).

SCOTT HOUSTON MCGREGOR


Born: Jan. 18, '54; 6'1"; 190; **Bats,** S; **Throws,** L; **Position:** P.

Birthplace/Residence: Born in Inglewood, but grew up in El Segundo, Cal. (Both in L.A. area). Now lives in Cockeysville, Baltimore County.

Contract Status: Signed for '80.

Tenure: Three years, 25 days.

Signed Originally with: New York Yankees.



YEAR CLUB	W-L	ERA	G	GS	CG	SHO	SV	IP	H	R	ER	BB	SO
1972 Ft. Lauderdale	7-3	2.73	11	11	7	3	0	79	66	30	24	25	54
1973 West Haven	12-13	3.29	27	27	14	2	0	197	197	95	72	63	126
1974 Syracuse	13-10	3.44	27	27	12	3	0	199	204	88	76	75	124
1975 Syracuse	6-9	3.99	21	20	5	2	0	124	134	73	55	60	72
1976 Syr.-Roch.	21-6	3.06	24	23	14	6	0	162	159	59	55	40	83
Baltimore	0-1	3.60	3	2	0	0	0	15	17	7	6	5	6
1977 Baltimore	3-5	4.42	29	5	1	0	4	114	119	57	56	30	55
1978 Baltimore	15-13	3.32	35	32	13	4	1	233	217	98	86	47	94
1979 Baltimore	13-6	3.34	27	23	7	2	0	175	165	70	65	23	81
M.L. Totals	31-25	3.57	94	62	21	6	5	537	518	232	213	105	236

* Led league
* Tied for league lead

1—Selected by New York Yankees' organization in June '72 free agent draft (1st round, regular phase) Signed on 6/28/72.

2—Acquired by Baltimore organization from Yankees' organization on 6/15/76, and assigned by Syracuse to Rochester (International League) in exchange for contract of pitcher Jimmy Freeman. At the same time, Baltimore acquired pitchers Rudy May, Tippy Martinez and Dave Pagan and catcher Rick Dempsey from the Yankees in deal for pitchers Ken Holtzman, Doyle Alexander, and Grant Jackson and catcher Elrod Hendricks.

League Championship Series Record													
YEAR CLUB OPP.	W-L	ERA	G	GS	CG	SHO	SV	IP	H	R	ER	BB	SO
1979 Bal. vs. Cal.	1-0	0.00	1	1	1	1	0	9	6	0	0	1	4

World Series Record

YEAR CLUB OPP.	W-L	ERA	G	GS	CG	SHO	SV	IP	H	R	ER	BB	SO
1979 Bal. vs. Phil.	1-1	3.18	2	2	1	0	0	17	16	6	6	2	8

Pitches: Fastball, curve, slider and change.

THE 1979 SEASON

Troubled by tendinitis in the left elbow, Scott didn't win a game for the first two months and appeared in only four games in the first seven weeks.

From June 1 on, however, he was one of the best pitchers in the league. He went 13-4 the rest of the way (after an 0-2 start); shutout the Angels in game four of the ALCS to clinch Baltimore's first pennant since '71; went the route to beat Pittsburgh in game three of the world series, then held the heavy hitting Pirates to two runs thru eight innings of the decisive seventh game.

Arm Trouble: Scott began to feel some pain in his elbow during the final weeks of the '78 season, was bothered again in spring training, then experienced another flare-up in April and in one stretch did not pitch at all for a month (Apr. 28 until May 27).

After coming back and losing on May 27 to Detroit, 5-1, he was 0-2 with an era of 6.63 in a total of four games.

Return to Form: From June 1 on, he was 13-4, compiled a 2.94 era, gave up only 143 hits, 51 earned runs and 16 walks in 156 innings, struck out 78 and completed seven of 20 starts.

His comeback started with relief outings on June 1 and 5 during which he worked a total of 10 innings and allowed just one run. Then he picked up his first win of the year on June 11 by shutting out the White Sox on a five-hitter.

From that point on, he never lost twice in a row, had two four-game winning streaks and went 8-1 from July 20 thru Sep. 2. . . . Over a longer period from June 11 thru Sep. 2, Scott was 11-2.

He earned A.L. "player of the week" honors for the week Aug. 27 to Sep. 3 by going the route twice to beat the Twins, 4-0 and 3-1.

Fewest Men on Base: Scott compiled the best ratio of innings pitched (175) to base runners (hits-165, walks-23, hit by pitch-2) among all 47 A.L. qualifiers (162 or more innings). . . . He had a "plus 13" in that category. . . . Ron Guidry was next at "plus 38". . . . In the N.L. only Houston's Ken Forsch at "plus 12" had a better mark.

Fine Control: Scott was also the stingiest pitcher in the A.L. when it came to issuing walks. . . . His average was 1.18/nine innings. . . . Milwaukee's Mike Caldwell was second at 1.33.

After walking 13 batters in his first 47 innings, Scott issued only 10 more free passes in his final 128 regular season innings. . . . From June 23 thru the third game of the world series, he didn't walk more than one batter in any of 21 appearances. Then, in game seven, he walked two but both were intentional. . . . In 19 of his 23 starts he walked no more than one hitter.

In one month long stretch he pitched 46.1 consecutive innings without throwing a ball four (after walking Dan Ainge of Toronto in fifth inning on June 29, he didn't pass another batter until Amos Otis waited him out in the fourth inning on July 29).

vs. Opponents: Scott was particularly effective against the Angels. He was 2-0 in regular season (1 er in 16.2 ip), then blanked them in the ALCS. . . . Including all three games, he was 3-0 with an era of 0.35 (25.2 ip, 1 er).

He was 1-0 in two starts vs. New York and is now 2-4 lifetime against the organization that signed him. . . . His victory was a 1-0 triumph over Luis Tiant on Aug. 3 at N.Y. (the day after Thurman Munson died) with help from Tippy Martinez in the ninth.

Scott has beaten Detroit six times lifetime (one defeat) and is 3-0 vs. Texas. (See pages 37-39).

Shutouts: Scott shut out Chicago on five hits June 11 at Comiskey Park and blanked the Twins on Aug. 29 at Minnesota. . . . He now has six shutouts lifetime (all in last two years) since recording his first, on May 21, '78 vs. Cleveland. His shutouts have been against Chicago, Cleveland, Minnesota, Oakland, New York and Toronto.

Highs and Lows: Scott set a career high with seven strikeouts on July 13, '79 at Seattle. . . . His highest walk outlay is six in a game at Toronto on Sep. 9, '78 (despite the wildness he pitched a shutout that night). . . . His longest outing in the majors was 11 innings at Detroit on Sep. 11, '77 (he won 6-2).

CS: Scott became the first pitcher other than Jim Palmer to clinch a pennant for the O's when he defeated California in the fourth game of the ALCS at Anaheim (Oct. 6). . . . He threw a six-hitter, walked one and fanned four.

Palmer pitched the clincher in '66 at K.C. before divisional play, then won the decisive games of the '69, '70 and '71 ALCS.

SCOTT HOUSTON MCGREGOR

Though the O's won the game 8-0, it was a lot closer than that until the Birds struck for five runs in the seventh inning. In the 5th, the O's were up by 3-0, but the Angels loaded the bases with only one out. Then a brilliant play by Doug DeCinces took Scotty and the O's out of a dangerous situation when he turned Jim Anderson's possible game tying three-run double into a miraculous inning ending double play (see review of ALCS on page 61).

WS: Scott drew the O's starting assignment for game three (at Pittsburgh) and was shaky at the start. At the point that a 1:07 rain delay intervened, the O's had just scored twice (on a Benny Ayala homer) in the third, but still trailed the Pirates 3-2.

After play resumed Scott was completely in control and went on to limit the Bucs to one run and four hits over the last seven innings. Meanwhile the Birds pounced on John Candelaria and Enrique Romo for five in the 4th and went on to win 8-4. Scott went the route, allowing nine hits and no walks while fanning six.

With the series deadlocked at three apiece, Scott earned the start in game seven. He led 1-0 on Dauer's third inning home run until the sixth when Willie Stargell hit a two-run shot. The score remained 2-1 when Scott left for a pinch-hitter in the bottom of the eighth.

Pittsburgh scored twice more in the ninth as five Baltimore relievers paraded to the mound, and won 4-1, pinning the loss on McGregor.

Scott gave up seven hits and two walks (both intentional) in his eight innings. In his last 15 frames in the series, he allowed only 11 hits and three (earned) runs.

PREVIOUS CAREER HIGHLIGHTS

'78 Season: In '78 as in '79, Scott started slowly. He was 0-3 thru April 24 with a 13.50 era constructed over 12.2 innings in which he had allowed 26 hits and 19 earned runs.

After that he appeared in 32 games (29 starts), was 15-10 and compiled a 2.74 era (220.1 ip, 191 h, 67 er) commencing with his first win of the year on April 30.

Seven Straight: He won seven in a row in seven appearances from April 30 thru June 11 including one in relief and pitched five complete games in six starts. In that stretch he reduced his era from 13.50 to 3.26, pitched 56.1 innings, and allowed only 33 hits and six runs (era 0.96).

Walks: During the season Scott averaged 1.82 walks per nine innings. In 25 of his 32 starts he allowed no more than one base on balls.

Yankee Shutout: He picked up his first lifetime win against the Yankees in bizarre fashion on Aug. 13 at Baltimore. . . Leading 3-0 thru six innings, Scott was touched for five runs in the top of the seventh. However, the rains came with the O's batting in their half of the inning and the game was ultimately called. The score reverted to the last completed inning and the O's won 3-0.

That was the weekend in which two games were shortened by rain (Yanks won one) and two games were interrupted by light failure.

Near No-Hitter: Scott had a perfect game going for 6.2 innings on Aug. 9 vs. K.C. at Baltimore (retired first 20 batters). Then Hal McRae doubled to precipitate a two run outburst and the Royals eventually won 2-0. Scott wound up with a complete game five-hitter, but Larry Gura threw a four-hitter.

Consecutive Batters Retired: On Sep. 5 at Baltimore Scott started against Boston and gave up a single (Burlleson), double (Lynn) and homer (Yaz) to the first three batters he faced. Then he retired 23 straight before giving up a hit with two down in the eighth. He won the game, 5-3.

In addition he cut down 20 in a row on Aug. 9 vs. K.C. (see "Near No-Hitter" above), and twice put down 15 straight batters (May 29 vs. Det. and Sep. 18 vs. Cle.).

'77 Season: He was 2-1 in five starts and 1-4 with four saves in 24 relief appearances. . . Scott picked up his first career win on Apr. 20 in a start at Baltimore, beating Cleveland's Wayne Garland. . . Then he waited four months and four days for his next victory, in relief on Aug. 24 against Chicago.

He picked up two clutch saves in Toronto in one night (Sep. 24). The O's were only two games out of first at the time. . . Earlier that month, on Sep. 11, he won another big one, an 11 inning complete game 6-2 win over the Tigers at Detroit.

Yankees System: He was the Yankees' first pick in the June '72 free agent draft. . . Scott went to spring training four straight years with the Yankees at Ft. Lauderdale ('73-'76) but never spent a day on the regular season roster.

He led the Eastern League in complete games in '73 (14) and the International League in '74 (12). . . In '76, he was second in the I.L. in that category to Dennis Martinez (14 to 16).

Amateur Background: Scott was a teammate of K.C.'s George Brett at El Segundo High School where he compiled a 51-5 record and 0.29 era (he was 18-1 as a senior) in four seasons. . . He also played basketball there.

He played Little League, Babe Ruth and American Legion baseball. . . His El Segundo team won the Babe Ruth world championship in '69.

PERSONAL

Scott made his teaching debut during the past winter at Gilman School in Baltimore. . . He has attended El Camino Jr. College and expects to resume his education during future off-seasons. . . Hobby: photography.

Scott and his wife, the former Cara Bell, were married in Baltimore on Sep. 27, '76. . . The McGregors, who now own a home in Cockeysville, just north of Baltimore, have a son, Eric Scott (11/22/78).

EDDIE CLARENCE MURRAY


Born: Feb. 24, '56; 6' 2"; 197; Bats, L-R; Throws, R; Position: 1B.

Birthplace/Residence: Born and raised in Los Angeles, Cal. Now lives in Cockeysville, Md. and L.A.

Contract Status: Signed thru '80.

Tenure: Three years.

Signed Originally with: Baltimore.



YEAR CLUB	AVG.	G	AB	R	H	2B	3B	HR	RBI	BB	SO	SB	CS	HP
1973 Bluefield—1	.287	50	188	34	54	6	0	11	32	19	46	6	1	2
1974 Miami	.289	131	460	64	133	29	7	12	63	58	85	4	3	5
Asheville	.286	2	7	1	2	2	0	0	2	1	1	0	0	0
1975 Asheville	.264	124	436	66	115	13	5	17	68	53	79	7	4	4
1976 Charlotte	.298	88	299	46	89	15	2	12	46	43	41	11	3	1
Rochester	.274	54	168	35	46	6	2	11	40	34	27	3	1	1
1977 Baltimore	.283	160	611	81	173	29	2	27	88	48	104	0	1	1
1978 Baltimore	.285	161	610	85	174	32	3	27	95	70	96	6	5	1
1979 Baltimore	.295	159	606	90	179	30	2	25	99	71	78	10	2	2
M.L. Totals	.288	480	1827	256	526	91	7	79	282	189	278	16	8	4

1—Selected by Baltimore organization in June '73 free agent draft (3rd round, regular phase). . . Signed on 7/1/73.

League Championship Series Record

YEAR CLUB OPP.	AVG.	G	AB	R	H	2B	3B	HR	RBI	BB	SO	SB	CS	HP
1979 Bal. vs. Cal.	.417	4	12	3	5	0	0	1	5	5	2	0	0	0

World Series Record

YEAR CLUB OPP.	AVG.	G	AB	R	H	2B	3B	HR	RBI	BB	SO	SB	CS	HP
1979 Bal. vs. Pit.	.154	7	26	3	4	1	0	1	2	4	4	1	0	0

All-Star Game Record

YEAR CLUB SITE	AVG.	G	AB	R	H	2B	3B	HR	RBI	BB	SO	SB	CS	HP
1978 A.L., S.D.														

(selected, did not appear)

IRON MAN

Eddie has played in 480 of the Orioles' 481 games since he joined the club officially on opening day '77. The only game he has missed in three years was in Minnesota on Aug. 20, '77.

Since then he has played in 362 straight games. The only longer current string in the majors is Steve Garvey's 672.

Eddie and Ken Singleton were two of eight American Leaguers to have played in all their club's games. . . See "Fielding" for details of his durability at first base.

EDDIE CLARENCE MURRAY

THE 1979 SEASON

Eddie led the club in batting with a .29537 average, just beating out Ken Singleton (.29473) on the last day of the season. . . . He also led in at bats (606), hits (179), doubles (30) and was second in homers (25, tied with Roenicke), rbi (99), runs (90) and walks (71) to Singletons (35, 111, 93, and 109, respectively).

Average/Streaks: Eddie hit only .171 (6-for-35) in the O's first ten games then launched into a 19 game hitting streak (Apr. 18 thru May 8), a career high and longest by an Oriole in '79, before Oakland's Mike Norris blanked him on May 9 while one-hitting the Birds. . . . Eddie also had a 14 game streak in July.

He reached a high for the season of .333 on May 8 (36-for-108), and a low of .266 on June 28 (75-for-282). . . . His best month for average was July (.364—see below), but his most productive one was August when he homered seven times and drove in 22 runs, despite a .252 average.

In his last 32 games, Eddie raised his average from .278 (starting 2nd game of Aug. 27 dh) to .295 with a final splurge of 45-for-144 (.313). . . . He hit .284 (97-for-341) before the all-star break and .309 (82-for-265) after.

By Month: April .302 (26-for-86), 1 hr, 16 rbi, 23 g. . . . May .265 (27-for-102), 3 hr, 18 rbi, 25 g. . . . June .252 (26-for-103), 4 hr, 11 rbi, 29 g. . . . July .364 (39-for-107), 6 hr, 16 rbi, 28 g. . . . August .252 (26-for-103), 7 hr, 22 rbi, 27 g. . . . September .333 (35-for-105), 4 hr, 16 rbi, 27 g.

Home Runs: Eddie with 27-27-25 home runs in his first three years has averaged 26 per. . . . Last year he hit only four in his first 60 games thru June 12 (and hadn't hit any in his last 19 games of '78), but thereafter walloped 22 in his final 99 games. . . . He had 11 before and 14 after the all-star break.

Three Homer Game: Thru the first game of an Aug. 29 doubleheader in Minnesota, the Twins were the only A.L. club to have held Murray without a home run lifetime (over a span of 26 games and 109 at bats). . . . Then he exploded for three of them in one game (two off Geoff Zahn and one off Mike Marshall) while driving in all the O's runs in a 7-4 victory.

He became the sixth Oriole to hit three in one game in 26 years (Boog Powell-3 times, Curt Blefary, Paul Blair, Bobby Grich and Don Baylor) and the first since Baylor on July 2, '75 in Detroit.

Multi-HR Games/HR from Both Sides: In addition to his three home run effort, Eddie has hit two in a game three times, all in '77 and '78: Aug. 3, '77 at Oakland off Dave Giusti and Bob Lacy; Oct. 1, '77 at Boston off Rick Wise and Mike Paxton, and June 16, '78 at Baltimore, off Rick Langford.

He has twice hit homers from each side of the plate in the same game, a feat achieved only 28 times in A.L. history: Aug. 3, '77 at Oak. (Giusti-rhp, Lacy-lhp) and Aug. 29, '79 at Min. (Zahn-lhp-2, Marshall-rhp). Mickey Mantle did it 10 times.

Grand Slams: He hit his second career slam on July 31, '79 at Milwaukee off Reggie Cleveland. . . . His first was off Lerrin LaGrow on Apr. 28, '78 at Chicago.

Men on Base: none on-14, one on-7, two on-3, three on-1.

Runs Batted In: With 88-95-99 rbi in three years, Eddie has averaged 94. In '79 he fell one short of becoming the youngest 100 rbi producer in O's history. One more rbi for Eddie would have also given the O's two switchers with 100 (Singleton-111), something that hasn't happened since the Cardinals' duo of Ted Simmons and Reggie Smith did it in '74.

Eddie drove in nine straight Orioles runs over a three game period, Aug. 29 (2 games) and 30. . . . He accounted for the O's final run in first game of Aug. 29 dh at Minnesota, drove in all the O's runs in a 7-4 victory in the nightcap, then at Baltimore accounted for the first rbi the next day, also against the Twins.

His seven rbi performance represents a career high as well as an Orioles high in '79.

Late-Inning Game-Winners: Last year Eddie drove in the winning run six times in games decided in the 7th inning or later, including two "sudden death" safeties at home.

In three years he has contributed a total of 15 late-inning game-winners and has produced six "sudden death" finishes.

Stealing Home: Eddie was also responsible for another "sudden death" ending vs. Chicago at Baltimore on Aug. 15 when he stole home with two-out in the 12th inning against young Guy Hoffman. Doug DeCinces, the runner on first, had diverted Hoffman's attention long enough with a fake to second for Eddie to make his successful dash to home plate.

It was the first time an Oriole had stolen home since Paul Blair on Aug. 1, '75 against Milwaukee.

Switch-Hitting: In '79 for the first time in three major league seasons, Eddie had both a higher average and a higher power quotient as a righthanded batter.

As a rhb, he batted .313 (57-for-182), had a .511 slugging percentage and hit a home run every 20.22 times up (9 hr).

As a lhb, he hit .288 (122-for-424), had a .460 slugging average and hit a homer once every 26.50 trips (16 hr).

During his big league career, however, his figures as a lefthanded batter are superior in all three categories: **rhb**—2.85 (158-for-554), .460 slugging pct., 22 hr, 1/25.18 home run frequency; **lhb**—2.89 (368-for-1273), .482 slugging pct., 57 hr, 1/22.33 home run frequency.

A natural righthanded batter, Eddie turned to switching in '75 and '76. . . . Cal Ripken and Jim Schaffer were instrumental in assisting him with the changeover.

Vs. Opponents: Eddie had a .409 average (18-for-44) with two homers and eight rbi during the regular season vs. California, then batted .417 (5-for-12) in the ALCS with a home run and five rbi.

He also hit over .300 against: Milwaukee-.313 (15-for-48) with a season high of 12 rbi, Minnesota-.370 (17-for-46), Oakland-.367 (18-for-49), Seattle-.348 (16-for-46) and Toronto-.340 (17-for-50).

Eddie had most trouble with Chicago-.186 (8-for-43) and Texas-.195 (8-for-41). The Rangers and K.C. Royals were the only two clubs to hold him without a home run.

Lifetime, Eddie's top averages are against Toronto-.346 (55-for-159), Cleveland-.335 (53-for-158), California-.333 (42-for-126), Oakland-.333 (43-for-129), Minnesota-.320 (39-for-122), and Boston-.299 (49-for-164). . . . His lowest figure is against Detroit-.220 (37-for-168).

He has driven in most runs against Milwaukee (35 in 43 games) and Boston (30 in 42 games), and hit most home runs against Boston (11) and Milwaukee (9). (See pages 37-39).

Fielding: Eddie played all but 36 innings of the season at first base. He dh'd in two games, was ejected in the middle of two others, and was relieved in the late innings four times by Tom Chism after the division title had been clinched.

He was second in the A.L. in chances with 1573 (behind Twin's Ron Jackson-1593), and third in assists (107) behind Jackson's 137 and Bruce Bochte's 114. . . . Eddie committed only 10 errors for a percentage of .994. . . . Pete LaCock of K.C. was the leader at .997.

Consecutive Errorless String: A string of 80 consecutive errorless games at first came to an end in the fifth game of the season when he made a wild throw against the Yankees at home (Apr. 11). It was his first miscue since July 8, '78. During the interim he had handled 851 straight chances without error, and he'd made only one bad play in 145 games dating back to May 1, '78.

'78 Season at First: In his first year as a full-time first baseman Eddie, who had DH'd in most of his rookie season, led the A.L. in total chances (1,615) and fielded .9969, second by a hair to league leader Chris Chambliss.

3rd Base Experiment: After playing a few exhibition games at third base during spring training ('78), Eddie started the first three regular season games there. He made one error in 10 chances and returned permanently to first base in game four. . . . In '77 he played three games in left field.

ALCS: Eddie struck out the first two times up in game one, then reached base safely 10 times in his last 15 plate appearances (five walks, seven hits). . . . He was both the leading hitter-.417 (5-for-12) and top rbi producer (5) in the series. He hit one home run, a three run blast off Mark Clear in game two.

World Series: In the first two games of the series Eddie reached safely seven times in eight plate appearances while going

EDDIE CLARENCE MURRAY

4-for-5 with three walks. Over the last five games he went 0-for-21 and drew just one base on balls.

In game seven with the O's trailing, 2-1, in the bottom of the 8th, Eddie came up with two out and the bases loaded, and lined a shot to deep right off Kent Tekulve. Dave Parker slipped breaking back on the ball, but then caught up with it to make the catch for the final out. That was the O's last threat in the decisive seventh game.

A controversial play involving Eddie developed in the ninth-inning of game two at Baltimore. With Ed Ott on second and two out, pinch-hitter Manny Sanguillen singled to right. Ken Singleton fielded the ball and threw to the plate. Eddie cut it off, whirled and relayed to Dempsey, but Ott crossed with what proved to be the winning run an instant before the tag.

Murray was criticized by some for not letting the throw go thru, but the world series film seemed to indicate that he made the right play.

He hit one home run, a solo shot off Bert Blyleven in game two.

Ejections: Eddie had never been thrown out of a game until '79 when he got the sign twice, both following disputes at first base while the O's were in the field: by Larry Barnett in Cleveland on June 18, and by Rich Garcia in New York on Aug. 4.

ORIOLES CAREER HIGHLIGHTS

'78: Eddie easily won the "most valuable Oriole" award after finishing second to Ken Singleton the year before. . . . He was one of three in the A.L. to play in all his club's games and was second in the league to "mvp" Jim Rice in total bases (293 to 406). Eddie led the club in runs, hits, rbi; was second in homers, doubles and walks, and was third in batting.

He was selected to the A.L. all-star team by Manager Billy Martin, but did not see action. . . . See "Fielding" above for details of '78 defensive achievements.

'77: He tied Lee May for the club leadership in homers (27), setting an Orioles record for a rookie, surpassing the old standard of 22, held jointly by Ron Hansen ('60), Sam Bowens ('64) and Curt Blefary ('65).

He became the fourth Oriole to win the BBWAA "rookie of the year" award (Hansen-'60, Blefary-'65 and Al Bumbry-'73). . . . He finished second to Oakland's Mitchell Page for the TSN "rookie" award.

That year he drove in the winning run in five of the Orioles eight victories against the world champion Yankees. . . . He had a 15 game batting streak at the end of the season.

Eddie was used as a designated hitter in 111 games, played first base in 42, left field in three games.

Early Career: He was originally signed by Ray Poitevint and Willie Moore. Was named to all-star teams in the Appalachian League ('73), Florida State League ('74) and Southern League ('76). . . . Was called up to Rochester from Charlotte in mid-season (July 14) '76 to replace Jim Fuller who had broken his thumb.

Eddie led his club in homers in '73, '74 and '75; led the farm system in '76 (which he split between two clubs) and tied for the big club lead in '77 (with Lee May). . . . He has finished second on the O's in homers the past two years.

Brothers Five: Eddie is one of 12 children (he has seven sisters and four brothers). . . . All five of the Murray boys have played or are still playing pro ball. The youngest, Richard, was at Phoenix (Giants) the last two years and in '79 batted .263 with five homers and 67 rbi.

Both Venice and Leon (both older than Eddie) played for a time in the Giants system. Charles, who hit 37 homers and drove in 119 runs in the California League in '64, retired after reaching the AAA level in the Houston system.

Amateur Background: Starred in both baseball and basketball at Locke High School in Los Angeles (graduated '73). . . . He played first and pitched (was 7-1 senior year), and was center on the basketball team.

Eddie, San Diego shortstop Osborn Smith and Minnesota pitcher Darrell Jackson were tri-captains of the Locke High team in '73 and two others on the team also went on to play pro baseball.

He played Little League, Babe Ruth and Connie Mack baseball.

Personal: Attended California State University in L.A. . . . Purchased a home in Cockeysville last spring. . . . Splits his winters between Baltimore and L.A. . . . Single.

134

JAMES (JIM) ALVIN PALMER


Born: Oct. 15, '45; 6'3"; 194; Bats, R; Throws, R; Position: P.

Birthplace/Residence: Born in New York City, but grew up in Los Angeles, Cal. and Scottsdale, Ariz. . . . Now lives in Baltimore County.

Contract Status: Signed thru '81 . . . Agreed to a three year contract in '76, then negotiated a three year extension thru '81 during spring training '77.

Tenure: 13 years, 132 days.

Signed Originally with: Baltimore.



YEAR CLUB	W-L	ERA	G	GS	CG	SHO	SV	IP	H	R	ER	BB	SO
1964 Aberdeen—1	11-3	2.51	19	19	9	4		129	75	42	36	130	107
1965 Baltimore	5-4	3.72	27	6	0	0		92	75	49	38	56	75
1966 Baltimore	15-10	3.46	30	30	6	0		208	176	83	80	91	147
1967 Baltimore	3-1	2.94	9	9	2	1		49	34	18	16	20	23
Rochester	0-0	11.57	2	2	0	0		7	12	9	9	5	6
Miami	1-1	2.00	5	5	0	0		27	20	6	6	10	16
1968 Elmira	0-2	4.32	6	6	0	0		25	18	13	12	19	26
Rochester	0-0	13.50	2	2	0	0		4	4	6	6	8	6
Miami	0-0	0.00	2	2	0	0		8	4	2	0	9	5
1969 Baltimore	16-4	2.34	26	23	11	6	0	181	131	48	47	64	123
1970 Baltimore	20-10	2.71	39	39	17	*5	0	*305	263	98	92	100	199
1971 Baltimore	20-9	2.68	37	37	20	3	0	282	231	94	84	106	184
1972 Baltimore	21-10	2.07	36	36	18	3	0	274	219	73	62	70	184
1973 Baltimore	22-9	*2.40	38	37	19	6	1	296	225	86	79	113	158
1974 Baltimore	7-12	3.27	26	26	5	2	0	179	176	78	65	69	84
1975 Baltimore	*23-11	*2.09	39	38	25	*10	1	323	253	87	75	80	193
1976 Baltimore	*22-13	2.51	*40	40	23	6	0	*315	255	101	88	84	159
1977 Baltimore	*20-11	2.91	39	*39	*22	3	0	*319	263	106	103	99	193
1978 Baltimore	21-12	2.46	38	38	19	6	0	*296	246	94	81	97	138
1979 Baltimore	10-6	3.29	23	22	7	0	0	156	144	66	57	43	67
M.L. Totals	122	2.66	447	420	194	51	2	3275	2691	968	812	1092	1927
	225								1081				

* Led league

* Tied for league lead

1—Signed by Baltimore organization as free agent on 8/16/63.

League Championship Series Record

YEAR CLUB OPP.	W-L	ERA	G	GS	CG	SHO	SV	IP	H	R	ER	BB	SO
1969 Bal. vs. Min.	1-0	2.00	1	1	1	0	0	9	10	2	2	2	4
1970 Bal. vs. Min.	1-0	1.00	1	1	1	0	0	9	7	1	1	3	12
1971 Bal. vs. Oak.	1-0	3.00	1	1	1	0	0	9	7	3	3	3	8
1973 Bal. vs. Oak.	1-0	1.84	3	2	1	1	0	14.2	11	3	3	8	15
1974 Bal. vs. Oak.	0-1	1.00	1	1	1	0	0	9	4	1	1	11	4
1979 Bal. vs. Cal.	0-0	3.00	1	1	0	0	0	9	7	3	3	2	3
L.C.S. Totals	4-1	1.96	8	7	5	1	0	59.2	46	13	13	29	46

World Series Record

YEAR CLUB OPP.	W-L	ERA	G	GS	CG	SHO	SV	IP	H	R	ER	BB	SO
1966 Bal. vs. L.A.	1-0	0.00	1	1	1	1	0	9	4	0	0	3	6
1969 Bal. vs. N.Y.	0-1	6.00	1	1	0	0	0	6	5	4	4	4	5
1970 Bal. vs. Cin.	1-0	4.60	2	2	0	0	0	15.2	11	8	8	9	9
1971 Bal. vs. Phil.	1-0	2.65	2	2	0	0	0	17	15	5	5	9	15
1979 Bal. vs. Phil.	0-1	3.60	2	2	0	0	0	15	18	6	6	5	8
W.S. Totals	3-2	3.30	8	8	1	1	0	62.2	53	23	23	30	43

All Star Game Record

YEAR CLUB SITE	W-L	ERA	G	GS	CG	SHO	SV	IP	H	R	ER	BB	SO
1970 A.L., Cin.	0-0	0.00	1	1	0	0	0	3	1	0	0	1	3
1971 A.L., Det.	0-0	0.00	1	0	0	0	0	2	1	0	0	0	2
1972 A.L., Atl.	0-0	0.00	1	1	0	0	0	3	1	0	0	1	2
1975 A.L., Mil.													
1977 A.L., N.Y. (AL)	0-1	22.50	1	1	0	0	0	2	5	5	5	1	3
1978 A.L., S.D.	0-0	10.13	1	1	0	0	0	2.2	3	3	3	4	4
A.S.G. Totals	0-1	5.27	5	4	0	0	0	13.2	11	8	8	7	14

Pitches: Fastball, slider, curve and change.

THE 1979 SEASON

Jim was plagued by back and arm problems through much of '79 and failed to win 20 games for the first time since '74, and for only the second time in the last 10 years. . . . He made 22 starts and pitched only 156 innings, his lowest totals since '67-'68 when back and shoulder miseries nearly ended his career.

He finished with a 3.30 era, second best among O's starters to Mike Flanagan's 3.08.

135

JAMES (JIM) ALVIN PALMER

Early Success: After his first five starts (thru Apr. 24) Jim was 3-1 with a 3.05 era and three complete games. Two of his wins were particularly noteworthy: an opening day three-hitter to beat the White Sox (see "Opening Days" below), and a route-going 6-3 victory at Yankee Stadium on Apr. 19, which snapped a six game losing streak and signaled the O's turnaround (Birds were 3-8 until that day, then went 51-16 thru July 1).

Injuries/Disabled List: On April 24 at California Jim beat the Angels but came out in the 7th complaining of a sore back. Five days later at Oakland, he didn't get thru the first inning, but continued to pitch regularly until he was scratched on May 23 with a sore elbow.

However, he pitched twice more in rotation, on May 29 and June 3, before being sidelined for three weeks, then returned for three more starts, one of them a nine inning four hit win against Cleveland (June 27).

The pain, diagnosed as tendinitis of the right elbow, persisted and rest was prescribed until after the all-star break. By July 21 there was no apparent improvement and on that date he was disabled, retroactive to July 16. To that point in the season he was 7-3 with a 3.20 era in 107 innings. (See "Major Injuries" below).

Return: Jim was re-activated Aug. 12 when John Lowenstein went on the "dl", and he relieved against Chicago the next day, before making his first start in nearly seven weeks (since July 1) on Aug. 17, losing to K.C., 7-1.

After coming off the list, Jim made seven starts to the end of the season, was 3-3 and compiled a 3.47 era. . . . On Sep. 7 his era for the year was down to 2.99, third best in the league at that time behind Ron Guidry and Tommy John, but a yield of 12 earned runs over 20 innings in his last three starts took him out of contention (in addition to which he was six innings short of the qualifying minimum).

vs. Opponents: Jim is now a career 20-game winner against five A.L. clubs—Boston, California, Chicago, Cleveland and New York. . . . He has beaten Cleveland most (24) and Minnesota fewest (17), excluding Seattle and Toronto.

He leads all active A.L. pitchers in career wins over the Yankees (23, Luis Tiant has 22), Kansas City (19) and Milwaukee (18).

His career era is under three against all but two opponents: Boston (3.06) and Seattle (9.26). . . . His lowest era against a single club is 2.10 vs. Cleveland.

vs. Milwaukee: Though he has lost his last two decisions to the Brewers (8/27/78 and 4/15/79), Jim has won 10 of his last 12 against them since losing on Apr. 15, '75.

vs. Chicago: Jim has beaten the White Sox four straight times since losing to them on June 1, '77 and has captured 12 of 13 since a defeat on June 16, '74.

The 1978 season

Despite missing two starts at the beginning of the season, Jim became a 20-game winner for the eighth time (in nine years) and led the league in innings (296) for the fourth time and third year in a row ('70, '76, '77, '78). . . . His 2.46 era was fourth best in the A.L. and he pitched two 2-hitters, two 3-hitters and one 4-hitter.

He put together two seven game winning streaks (May 20 thru June 18, and Aug. 23 thru end of season). . . . During the first streak he pitched four shutouts and won three of them by 1-0. (See "Scoreless Innings/Shutouts/1-0 Wins" below). . . . It was also the second straight year that he had won his last seven decisions of the year. He was picked as top A.L. righthander by the A.P., *The Sporting News* and the *Baseball Bulletin*.

Jim developed a sore shoulder in spring training (Mar. 17) and did not pitch again for the O's for nearly a month, on April 15, when he threw a two-hit shutout against the Brewers. . . . He had remained behind in Florida and pitched for Rochester in three exhibitions before re-joining the club.

CAREER HIGHLIGHTS

20-Win Seasons: In '78, he became the first eight-time 20-game winner in the American League in 43 years, since Lefty Grove turned the trick for the eighth (and last) time in '35. . . . Jim, Grove, and Walter Johnson (a 12-time 20-game winner, for the last time in '25) are the only three in the 77-year history of the A.L. to have accomplished that feat.

He is only the second in the majors in 43 years (since Grove in '35) to have accumulated as many as eight 20-win seasons. . . . Warren Spahn did it 13 times for the Braves, the last in '63.

Among pitchers who have worked exclusively in the 20th century, he is the sixth with eight or more 20-win campaigns and is only the 16th in the entire history of major league baseball.

The major league record for 20-win seasons is 16 by Cy Young between 1890 and 1909. . . . The National League mark of 13 is held jointly by Christy Mathewson and Spahn, while Johnson holds the A.L. standard of 12.

Other multi-20-game winners over the last several decades include: Bob Lemon and Fergie Jenkins-7; Robin Roberts and Bob Feller-6; Gaylord Perry, Catfish Hunter, and Tom Seaver-5; Luis Tiant and Steve Carlton-4.

The only years Jim has not won 20-games since 1970 were in 1974 when, beset by elbow pains, he was 7-12, and 1979. He has won his 20th game six times in Baltimore and has reached that level at the expense of: Cleveland (3 times); Detroit (twice); Chicago, Milwaukee, and New York (once each).

Lifetime Wins: With a record of 225-122, Jim ranks in a tie for 43rd place on the all-time list of winners with the Phillies Steve Carlton. . . . He and Carlton are tied for fifth place among active major league pitchers behind: Gaylord Perry (279), Jim Kaat (264), Fergie Jenkins (247) and Tom Seaver (235). . . . They are just ahead of other active 200+ game winners: Phil Niekro (218), Luis Tiant and Don Sutton (217). . . . Catfish Hunter (224) and Mickey Lolich (217) have presumably, at this writing, retired.

Despite just 10 wins in '79, Jim passed 10 other hurlers in the rankings including Jim Bunning, Paul Derringer and Lolich. A total of 79 pitchers have won 200 or more games in big league history.

Low ERA: Jim's lifetime era of 2.66 (3275 ip, 968 er) is the second lowest in the majors today, to Tom Seaver's 2.55, and is fourth on the all-time list (3,000 or more innings) behind Walter Johnson (2.37), Seaver and Grove Cleveland Alexander (2.56).

In the American League, Palmer's era is the lowest since Walter Johnson retired 52 years ago ('27), among pitchers with a minimum of 2,000 innings.

During the last 11 seasons (starting '69) he has finished in the A.L.'s top five nine times in era: 1st—'73 & '75. . . 2nd—'69 & '70. . . 3rd—'71. . . 4th—'72 & '78. . . 5th—'76 & '77. . . The two exceptions are: '74—3.27, 7-12 and '79—3.29 (fewer than 162 innings), 10-6.

W-L Percentage: His .648 won-lost percentage is tops in the majors today among pitchers with 200 or more decisions (Don Gullett has a .686 percentage but has only 159 decisions).

Jim is seventh on the all-time percentage list among pitchers with 200 or more innings. . . . The all-time leader in that category is Whitey Ford at .690 (236-106).

Shutouts/Scoreless Innings: For the first time in 11 seasons, Jim failed to pitch a shutout, and as a result, Tom Seaver who recorded five in '79 became the active leader with 52 (tied with Juan Marichal), one ahead of Palmer's 51. . . . Jim is 12th on the all-time list. Right behind him are Gaylord Perry and Don Sutton (50 each) and Luis Tiant (49).

During an 18 day period in '78 (May 24 thru June 10), Jim pitched four shutouts in five starts. Three of those shutouts were in succession which gave him a piece of the club record along with Jack Fisher ('60), Hal Brown ('61), Milt Pappas ('64) and Tom Phoebus ('67). . . . Jim also put together a string of 30.1 consecutive scoreless innings in that span (club record is 36 by Hal Brown in '61).

1-0 Wins: Jim has an 8-2 lifetime mark in complete game 1-0 contests and is 9-4 overall. . . . In '78, during a period in which he pitched four shutouts in five starts (see above), he went the route to win 1-0 three times (May 24 vs. Det., June 1 vs. N.Y., June 10 vs. Oak.).

200th Win: He became the first pitcher ever to win 200 games in a Baltimore uniform on May 28 '78 (2nd game) when he shutout Cleveland at Memorial Stadium. . . . Two former Orioles pitchers won more than 200 games in the majors, but not all with Baltimore: Robin Roberts (286, 42 with O's) and Milt Pappas (209, 110 with O's).

No-Hitter/Low-Hitters: He no-hit the Oakland A's on Aug. 13, '69 beating Chuck Dobson, 8-0, at home, only four days after coming off a six week stretch on the disabled list (2nd start).

In '73 he experienced two near misses, both in Baltimore. . . . He had a perfect game with one out in the ninth vs. Texas on June 16 (had retired the first 25 hitters) when Ken Saurez singled. Jim ultimately won a 9-1 two-hitter. . . . Then on July 27, a leadoff single in the eighth by Cleveland's George Hendrick was the only hit he allowed.

Jim pitched one no-hitter in the minors, at Aberdeen (Northern League) in '64, his first pro season.

Low-hit log: no-hitter-1, one-hitters-4 (see page 14), two-hitters-11, three-hitters-17, and four-hitters-22. . . . He has held the opposition to four

JAMES (JIM) ALVIN PALMER

or fewer hits 55 times (all complete games)... In '79 he pitched one three-hitter and one four-hitter.

Winning Streaks: He won 10 straight in '73 (July 14 thru Aug. 26), nine in a row (Aug. 30, '77 thru Apr. 21, '78), and eight straight (Aug. 23, '78 thru Apr. 6, '79).

Within a single season he has put together three streaks of seven wins each, including the last seven decisions of the season in both '77 and '78. (See pages 13 and 17).

Club Records: See pages 13 & 17.

Cy Young: Jim is one of three pitchers to have won the award three times ('73, '75, '76) in its 24-year history (starting '56) along with Sandy Koufax and Tom Seaver. He, Koufax and Denny McLain are the only ones to have won the award two straight years (McLain shared his second one in '69 with Mike Cuellar).

In '75 and '76, Jim was the only pitcher named on all 24 ballots (two per A.L. city)... He polled 108 points in '76 (1st-19, 2nd-4, 3rd-1) to win handily over Mark Fidrych (51 points)... In '75 he totaled 98 points (1st-15, 2nd-7, 3rd-2) to win over Catfish Hunter (74 points)... In '73 he was named on 20 of 24 ballots good for 88 points (1st-14, 2nd-6, 3rd-0) to beat out Nolan Ryan (52 points).

He has finished in the top three in Cy Young balloting in five of the last seven years: '73-1st, '74-no votes, '75-1st, '76-1st, '77-2nd, '78-3rd, '79-no votes.

Other Awards: Was *TSN's* A.L. "pitcher of the year" in '73, '75, and '76, and has been named to the *TSN's* A.L. all-star team (by vote of fellow A.L. players) as the top righthander in four of the last five seasons and in six of the last nine.

He was voted to the A.P. major league all-star team in '75 and '76 and to the A.P. American League all-star team in '77 and '78. Has won four straight gold gloves as the top fielding pitcher in the A.L.

Jim is a two-time winner of the Sports Boosters of Maryland's "most valuable Oriole" award ('72 and '73) and has been a runner-up three times: in '75 (to Ken Singleton), in '76 (to Lee May), and in '78 (to Ed die Murray).

He was voted "comeback player of the year," in '75, by *TSN* and UPI. He won the Joe Cronin Award in '76 for significant achievement in the A.L., and finished second in the BBWAA's A.L. "most valuable player" balloting to Reggie Jackson in '73.

In August '75 he was picked as the A.L.'s "player of the month," and he has won an A.L. "player of the week" citation once in each of four straight years ('75 thru '78).

All-Star Games: In '78 Jim was named to the A.L. all-star team for the sixth time ('70, '71, '72, '75, '77, '78) and was chosen to start for the fourth time ('70, '72, '77, '78), but did not fare well for the second year in a row.

He gave up three hits, three runs (all earned), four walks, and fanned four in 2.2 innings at San Diego, but didn't give up any home runs and didn't get the loss.... In '77 (at Yankee Stadium) he yielded five hits including three homers (Joe Morgan, the first batter in the game; Greg Luzinski and Steve Garvey) and was the losing pitcher, 7-5.

In three previous games ('70 Cin., '71 Det., '72 Atl.) Jim had pitched eight scoreless innings while allowing only three hits and two walks while striking out eight.

Has not pitched in an all-star game in any of the three years that he went on to win the Cy Young Award... He was not picked to the squad in '73 and '76, and did not pitch in '75 because of a tender arm although he was on the team.

WS/ALCS: Jim has a 7-3 record and has appeared in a total of 16 post-season games (15 starts)... He is 4-1 in six ALCS (eight games) and 3-2 in five world series (eight games).

1979: Jim started ALCS game one against Nolan Ryan, but came out after nine innings with the score tied at three... Don Stanhouse picked up the 6-3 win an inning later thanks to John Lowenstein's three-run homer.

In the World Series, he was the O's starter in both games two and six... In the second game he worked seven innings, yielded eight hits and two runs before being removed for a pinch-hitter in a tie game. Don Stanhouse was the ultimate loser after Sanguillen singled home the winning run in the ninth.

He lost to John Candelaria in the sixth game, 4-0, after giving up 10 hits and all four runs in his eight inning stint.

Pennant Clinchers: Palmer went the route to win the pennant clinching games in each of the Orioles first four A.L. championship seasons. That string was broken in '79 by Scott McGregor.

138

In '66, Jim beat the K.C. A's on Sep. 22 to wrap up the first A.L. title, then won the third and final game of the ALCS against the Twins in '69 and '70 and vs. the Oakland A's in '71, as the O's swept all three series.

Youngest Shutout: He became the youngest ever to pitch a shutout in the world series in game two, '66, when he blanked Sandy Koufax, pitching his final game, 6-0 at Dodger Stadium on four hits and six L.A. errors. At that time Jim was 20 years, 11 months and 21 days old.

'69-'70-'71 WS: He won the opening game of '70 series vs. Cincinnati and won game two in '71 vs. Pittsburgh... Then he pitched nine innings in game six vs. the Pirates, one of the biggest games in the history of the O's franchise, and left with the score tied 2-2... The O's ultimately won in the 10th to force the series to a seventh game with Dave McNally getting the win in relief.

Palmer's only world series loss until '79 was at the hands of the New York Mets in '69 (game three).

ALCS Records: Jim holds total series records for most wins (4, tied with Catfish Hunter), most complete games (5), most strikeouts (46) and most walks (19, tied with Mike Cuellar).

CAREER SIDELIGHTS

Big League Debut/Early Career: He made his major league debut in relief at Boston on Apr. 17, '65, then earned his first win on May 16, '65, also in relief, vs. Yankees' Pete Mikkelsen in Baltimore.

Led the O's in victories (15) in '66, the Birds' first pennant winning season... Dave McNally was second with 13.

Pitched his first professional game, at age 18, on May 1, '64 for the Aberdeen Pheasants (Northern League) at Grand Forks... He pitched 3.1 innings (6 h, 4 r, 5 bb, 3 so) and was not a pitcher of record in a game that Aberdeen rallied to win, 10-4. The big offensive gun for Manager Cal Ripken's club that night was shortstop Mark Belanger who had two triples and three rbi.

One week later in his second pro start, on May 8, '64, Jim won his first game and pitched his first shutout, a three-hitter also against Grand Forks, in 10 innings.

Major Injuries: Back and shoulder injuries nearly ruined his career in '67-'68. He worked in only two games for the O's between June 8, '67 and the start of the '69 season. During that period, he pitched in Rochester, Elmira and Miami, trying to shake the ailments, but it wasn't until a stint in the Puerto Rican winter league after the '68 season, that he began to overcome his physical problems.

Since then he has been afflicted with a series of arm, shoulder and back ailments, but only three times have the injuries been serious enough to put him on the disabled list:

1969... After recovering from his '67-'68 maladies, Jim jumped out to a 9-2 start in '69 before tearing shoulder muscles on June 26... He went on the disabled list for 42 days, then four days after being activated, pitched a no-hitter against Oakland.

1974... In this, his only losing season, Jim spent nearly eight weeks (June 20 to Aug. 13) on the disabled list with a sore elbow.

1979... He didn't pitch for 44 days (from July 1 until Aug. 13) and saw action in only three games over a ten week period (from June 3 until Aug. 13) while suffering from tendinitis in the right elbow. During that span, Jim was on the disabled list from July 16 to Aug. 9.

Strikeouts/Walks: He has fanned 10 or more batters 13 times including a career high of 13 strikeouts at Cleveland on July 1, '71... He had one 12 strikeout performance in '77 vs. Milwaukee on May 24 at Baltimore and has fanned 11 Twins three different times, all at Memorial Stadium ('70-1, '71-2).

He has twice walked eight batters in a game, both times in first appearances of the year ('66 and '70).

Long Games: During his career, Jim has worked 10 or more innings 19 times (none in '78 or '79): 10 innings-11, 11 innings-4, 12 innings-4... He has a 5-6 record in these games with eight no-decisions.

In Relief: Jim has relieved 27 times in 447 regular season games... He came out of the bullpen 21 times as a rookie in '65, and three more times in '69.

Since June 28, '69, he has relieved in only three of 367 appearances: July 3, '73 vs. Milwaukee (save for Grant Jackson); July 19, '75 vs. Oakland (save for Ross Grimsley), and Aug. 13, '79 vs. Chicago (losing cause).

He also relieved Doyle Alexander in the fifth game of the '73 ALCS at Oakland (losing cause).

Batting: He has hit three home runs lifetime: off New York's Jim Bouton in Baltimore on May 16, '65; off Dave Morehead in Boston on Apr. 13, '66; and off Rich Hand of Cleveland on May 27, '70 in Baltimore.

139

JAMES (JIM) ALVIN PALMER

Jim has a lifetime batting average of .174 (85-for-489), but hasn't batted in a regular season game since Sep. 29, '72.

In three ALCS (before the dh rule) he went 1-for-14 with one rbi and one double (in '70 vs. Twins), and in five world series he is 1-for-21, a single in '70 vs. Cincinnati. . . He did set an offensive record in '71 vs. Pittsburgh by drawing two bases loaded walks in the same game (game two).

Signing and Amateur Background: Jim was signed to a bonus contract with the Orioles by Jim Russo and Jim Wilson. . . He was an outstanding three-sport athlete at Scottsdale High School (graduated '63) where he earned all-Arizona honors in baseball, basketball and football. . . Played in Basin League in '63.

PERSONAL

Jim worked as color man for ABC's television coverage of '78 ALCS with Keith Jackson and Howard Cosell. Participated in Superstars competition for television in '75, '76, '78 and '79.

Has worked actively on behalf of Cystic Fibrosis Research Foundation for last nine years, serving most of that time as national sports chairman.

Attended Arizona State University. . . He and his wife, Susan, were married Feb. 25, '64, and are the parents of two daughters: Jamie Michell (11/16/66) and Kelly Christina (6/5/69).

FLOYD KINNARD RAYFORD


Born: July 27, '57; 5' 10"; 195; **Bats, R; Throws, R; Position:** IF-C

Birthplace/Residence: Born in Memphis, Tenn. . . Grew up and still lives in Los Angeles, Ca.

Contract Status:

Tenure: None.

Signed Originally with: California.



YEAR CLUB	AVG.	G	AB	R	H	2B	3B	HR	RBI	BB	SO	SB	CS	HP
1975 Idaho Falls—1	.283	*72	272	43	77	12	5	2	43	23	56	24	5	2
1976 Salinas	.273	125	462	73	126	19	6	5	67	41	85	17	3	5
1977 Salinas	.259	51	205	37	53	7	3	6	39	25	35	9	3	2
El Paso	.297	79	320	65	95	17	3	11	60	33	60	4	3	7
1978 El Paso	.313	126	483	78	151	36	2	17	87	39	81	8	2	2
1979 Salt Lake City—2	.294	135	551	98	162	28	6	13	80	57	105	18	5	2

Pro. Totals .290 588 394 664 119 25 54 376 218 422 80 21 20

* Led league

1—Selected by California Angels' organization in June '75 free agent draft. . . Signed on 6/24/75.
2—Acquired by Baltimore Orioles from California in deal for outfielder Larry Harlow on 6/5/79. . . Remained with Salt Lake City (PCL) on 24-hour recall.

1979: Floyd played the entire season for Salt Lake City (Pacific Coast League), remaining with the club on loan after the Orioles acquired him from the California Angels in June. . . Was a member of the Angels' 40-man roster last spring.

He had appeared in every game (132) until he pulled a muscle above his ankle in a collision at third base on Aug. 17 at Ogden. . . Played in only three more games all season and missed the playoffs entirely. . . Salt Lake City defeated Hawaii, three games to none, for the PCL championship.

Was recalled by the Orioles on Sep. 1 with instructions to report at the conclusion of the PCL playoffs. . . Because of his injury, he did not report.

Finished fourth in the league in base hits (162) and tied for fifth in runs scored (98). . . Scored more runs than any other player in the entire Orioles' organization in '79. . . Only Eddie Murray (179) and Ken Singleton (168) had more hits. . . Was selected as Salt Lake City's "mvp" in voting by local media.

Batted over .300 much of the season with a high of .307 (130-for-424) on July 22. . . Batted .252 (32-for-127) over his final 31 games. . . Hit grand slam home run.

140

Led Pacific Coast League third baseman in fielding percentage (.957) and was second in putouts (91) and assists (285). . . Appeared in 120 games at third, seven games at shortstop and four contests at second.

Played this winter for Caguas of the Puerto Rican League (with O's pitcher Jeff Rineer and former Baltimore hurler John Flinn, now with Milwaukee).

1978: Finished seventh in Texas League in hitting (.313) and second in doubles (36). . . Also set career highs in homers and rbi. . . El Paso won Texas League championship.

Led Texas League third basemen in putouts (95), assists (216) and total chances (325). . . Fielding average of .9569 was just off league leader's mark of .9571.

Played winter baseball for Licey in the Dominican Republic League.

Career: Signed by Larry Himes. . . Has a career fielding percentage at third base of .961 (87 errors in 2,245 chances). . . In last four seasons, has led his league in fielding twice and finished second the two other times.

Started the '77 season with Salinas (California League) but was recalled to El Paso after 51 games. . . Played mostly first and second base for El Paso. . . Carney Lansford was Diablos' third baseman that year.

Was league all-star third baseman at Salinas in '76 and top fielder.

Amateur Background: Played baseball at Manual Arts High School (Paul Blair's alma mater) in Los Angeles. . . Was primarily a catcher in high school. . . Converted to an infielder by the Angels.

Personal: Hobbies: hunting and fishing. . . Single.

JEFFREY (JEFF) ALAN RINEER


Born: July 3, '55; 6' 4"; 210; **Bats, L; Throws, L; Position:** P.

Birthplace/Residence: Born in Lancaster, Pa., but grew up and still lives in nearby Pequea, Pa.

Contract Status:

Tenure: 30 days.

Signed Originally with: Baltimore.



YEAR CLUB	W-L	ERA	G	GS	CG	SHO	SV	IP	H	R	ER	BB	SO
1975 Bluefield—1	1-2	3.13	4	3	2	0	0	23	23	12	8	6	13
Miami	3-3	5.63	11	7	2	0	0	48	69	36	30	20	25
1976 Miami	8-3	2.63	33	0	0	0	2	72	62	32	21	35	33
1977 Charlotte	8-6	3.19	40	7	3	0	5	93	83	39	33	28	48
1978 Rochester	9-4	4.69	48	5	2	0	5	119	136	67	62	43	62
1979 Rochester	5-15	4.39	30	26	7	1	1	162	175	93	79	45	79
Baltimore	0-0	0.00	1	0	0	0	0	1	0	0	0	0	0

Pro. Totals 34-33 4.01 167 48 16 1 13 518 548 279 231 177 260

1—Selected by Baltimore organization in June '75 free agent draft (3rd round, secondary phase). . . Signed on 6/12/75.

Pitches: Fastball, curve, slider and change.

1979: Jeff became a fulltime starter for the first time and led Rochester in starts (26), complete games (7), innings pitched (162), strikeouts (79), hits (175), runs (93) and homers allowed (17). . . Also topped the International League in losses (15).

Two of his best pitching performances came in consecutive outings early in the season. . . Retired 27 of 30 batters faced in beating Toledo on a three-hitter, 3-1, on Apr. 24. . . Was his first nine inning complete game since '75 at Bluefield (he pitched two seven inning complete games in '78).

In his next outing on May 2 against Richmond, he retired the first 11 batters and pitched 6.1 innings of hitless baseball before allowing a single. . . Was lifted after nine innings with a two-hitter in a scoreless tie. . . Richmond won the game, 1-0, in the 11th inning. . . Shut out Charleston on four hits on June 9. . . Allowed only one walk in his first 22.3 innings of the season.

141

JEFFREY (JEFF) ALAN RINEER

Recalled by the Orioles on Sep. 1 and made major league debut in the final regular season game, Sep. 30 at Cleveland. . . . Relieved Dennis Martinez with one on and none out in the sixth and retired Ron Pruitt on a fly ball and Dave Rosello on a double play grounder to end the inning. . . . Tippy Martinez came on in the seventh.

Played winter ball for Caguas of the Puerto Rican League. . . . Among his teammates were Orioles' infield candidate Floyd Rayford and former O's pitcher John Flinn, now with Milwaukee.

Pro Career: Prior to '79, had relieved in 114 of 136 appearances in four pro seasons. . . . Signed by Dick Bowle.

Was only a spot starter at Rochester in '78 but still defeated every International League opponent at least once. . . . Led Wings in games (48) that year.

Topped the Southern League in mound appearances (40) in '77.

Pitched at Lara in Venezuelan winter league in '78.

Amateur Background: Played two varsity seasons at Franklin & Marshall College (Lancaster, Pa.). . . . Was all-Middle Atlantic Conference both years ('74-'75). . . . Led nation's small colleges in strikeouts freshman year (150 in '74).

Graduated from Penn Manor High School in '72. . . . Was a two-time letter winner in basketball and an all-county selection in baseball four times. . . . Was team's leading hitter and pitcher.

Played in Pennsylvania's American Legion east-west all-star game in Philadelphia's Veterans Stadium in '73. . . . Participated in Little League, Babe Ruth, and American Legion baseball programs.

Personal: Of German descent. . . . He and his wife, the former Wendy Jo Icke, were married on 8/31/78. The Rineers have one son, Jeff Jr. (7/24/79).

GARY STEVEN ROENICKE


Born: Dec. 5, '54; 6'3"; 203; Bats, R; Throws, R; Position: OF.

Birthplace/Residence: Born in Covina, Cal. (due east of L.A.). . . . Grew up in West Covina and recently moved to nearby Diamond Bar.

Contract Status:

Tenure: One year, 162 days.

Signed Originally with: Montreal.



YEAR CLUB	AVG.	G	AB	R	H	2B	3B	HR	RBI	BB	SO	SB	CS	HP
1973 Jamestown-1	.298	68	255	48	76	17	6	3	40	37	38	3	1	3
1974 West Palm Beach	.277	131	470	68	130	24	0	14	*82	63	61	22	10	11
Quebec	.333	1	3	0	1	0	0	0	0	0	0	0	0	0
1975 Quebec	.285	131	466	67	133	23	0	14	*74	58	73	6	5	12
1976 Denver	.290	77	252	56	73	11	5	12	44	41	39	4	1	5
Montreal	.222	29	90	9	20	3	1	2	5	4	18	0	0	1
1977 Denver-2	.321	124	448	87	144	31	4	11	72	46	45	12	7	13
1978 Baltimore	.259	27	58	5	15	3	0	3	15	8	3	0	1	1
Rochester	.307	98	329	49	101	15	1	13	64	34	50	3	7	7
1979 Baltimore	.261	133	376	60	98	16	1	25	64	61	74	1	3	12
A.L. Totals	.261	160	434	65	113	19	1	28	79	69	77	1	4	13
N.L. Totals	.222	29	90	9	20	3	1	2	5	4	18	0	0	1
M.L. Totals	.254	189	524	74	133	22	2	30	84	73	95	1	4	14

* Led league

1—Selected by Montreal Expos' organization in June '73 free agent draft (first round, regular phase). . . . Signed on 6/7/73.

2—Acquired by Baltimore Orioles from Montreal Expos along with pitchers Don Stanhouse and Joe Kerrigan in deal for pitchers Rudy May, Randy Miller, and Bryn Smith (assigned from Rochester to Denver) on 12/8/77.

League Championship Series Record

YEAR CLUB, OPP.	AVG.	G	AB	R	H	2B	3B	HR	RBI	BB	SO	SB	CS	HP
1979 Bal. vs. Cal.	.200	2	5	1	1	0	0	0	1	0	0	0	0	1

World Series Record

YEAR CLUB, OPP.	AVG.	G	AB	R	H	2B	3B	HR	RBI	BB	SO	SB	CS	HP
1979 Bal. vs. Pit.	.125	6	16	1	2	1	0	0	0	0	6	0	0	0

1979: Gary recovered from an early season "beating" to hit a professional career high 25 home runs, which tied him with Eddie Murray for second on the O's behind Ken Singleton. . . . He was also third on the club in walks (61), fourth in runs batted in (64), and second among the regulars in slugging percentage (.508).

Gary played all three outfield positions: 117 games in left (85 starts), 19 in center (all starts), and six in right (5 starts). . . . Was also the O's designated hitter for one game.

He was hit by 12 pitches in '79, second in the A.L. behind Chicago's Chet Lemon (13). . . . That was the highest total for an Oriole since Don Baylor was hit 13 times in '75.

Beating: He was hit in the face by Chicago's Lerrin LaGrow in the sixth inning on Apr. 7, the second day of the season. . . . Needed 25 stitches in his upper lip to close the wound and missed six games. . . . When he returned to the lineup, on Apr. 15, he used a batting helmet designed by Earl Weaver and Baltimore Colts' equipment manager Marty Daly, that was equipped with a football-type face mask over his mouth area. . . . Gary wore the helmet for the remainder of the season.

Batting: Gary got off to a fast start, batting .338 (25-for-74) in his first 24 games. . . . Had a six game hitting streak from May 5-10 during which he hit .417 (10-for-24) with four homers and ten rbi. . . . During that span, he grounded into a 5-4-3 triple play against Oakland's Rick Langford on May 7 and spoiled A's pitcher Mike Norris' bid for a no-hitter on May 9 with a seventh inning double, the O's only hit off Norris that night.

After a three week slump (May 11-June 1), he went 18-for-44 (.409) in a stretch of 16 games to raise his average from .265 to .304. . . . In that span he had base hits in seven consecutive at bats: a double and three singles against Texas on June 2 and a home run and two singles vs. Minnesota on June 4 before he struck out in the eighth inning of that game.

Over the balance of the year (after June 20) he batted .228 (49-for-215). . . . He hit .269 (59-for-219) before the all-star break and .248 after (39-for-157).

Home Runs: Gary hit 21 of his 25 home runs against Western Division teams and two each against Boston and Cleveland (see "Vs. the West" below). . . . Hit 19 homers with the bases empty, including 11 in a row from May 6 until July 29, when he had a two-run homer off the Royals' Paul Splittorff in the second inning at K.C., his first of two homers in that game. . . . He also homered off Splittorff in the seventh.

Blasted seven homers in a 12 game span from April 27 thru May 10. . . . Hit four in eight games from May 28 thru June 6. . . . Hit five in eight games from Aug. 16 thru Aug. 27 (2nd game).

Gary hit the Orioles' third successive home run in the sixth inning on May 8 against Seattle at Baltimore. . . . Eddie Murray and Lee May preceded him, and all three were hit off Jim Todd.

Vs. the West: Gary batted .270 (61-for-226) against the seven western division teams with 21 homers and 46 rbi. . . . Against the six other eastern division clubs, he hit .247 (37-for-150) with four homers and 18 rbi.

Vs. Opponents: Enjoyed his best production against Kansas City. . . . Batted .310 vs. the Royals (9-for-29) with seven home runs and 12 rbi in 10 games. . . . Was 4-for-11 against Splittorff with four hr and six rbi. . . . Batted .349 vs. Oakland (15-for-43) with five hr and 12 rbi, and .302 (13-for-43) against Minnesota with four hr and nine rbi.

Hit for highest average against New York (6-for-12, .500) and Milwaukee (7-for-18, .389). . . . He has a 2 year average of .750 (9-for-12) against the Brewers' Mike Caldwell.

Odds and Ends: Led the O's in outfield assists (10). . . . Had all three game winning rbi for Orioles in four game series at Boston, Sep. 7-10. . . . Received "outstanding new Oriole" award from Oriole Advocates, Inc.

ALCS/WS: Appeared in two games against California (started game three) and was 1-for-5, a run-scoring single in the final game. . . . Against Pittsburgh, he started game three, five and six in center field and game four in left. . . . Played in six contests overall.

Career: Signed originally for the Expos by Bob Zuk, who later scouted for the Orioles. . . . Is beginning his eighth professional season.

1978: Gary made the O's 25-man squad at the start of the season after batting .286 with two homers and eight rbi in 22 spring training exhibitions. . . . However, he appeared in only 17 games the first six weeks of the year and was batting .194 (7-for-36) when he was optioned to Rochester on May 18 (Ellie Hendricks was activated).

After a slow start with the Red Wings, he batted .366 (45-for-123) in

GARY STEVEN ROENICKE

his final 34 games with seven homers and 38 rbi. . . . Led the Wings in homers (13) and was second in rbi (64).

He rejoined the O's on Sep. 5 and batted .364 (8-for-22) with three homers and nine rbi in ten games the rest of the way. . . . He went 5-for-10 with eight rbi in his first three games, climaxed by his first major league grand slam on Sep. 18 at Cleveland off David Clyde.

Montreal: Was recalled by Montreal in Sep. '75, but did not appear in a game for the Expos.

On June 6, '76 he was brought up again, after Gary Carter broke a thumb. . . . He went 0-for-9 (all vs. the Giants), then went on a 10-for-24 spree against the Giants, Dodgers and Padres. . . . He hit his first two big league homers in consecutive games, June 15 and 16, at San Diego. . . . He returned to Denver July 14, then came back to Montreal in September after the American Association playoffs.

Minors: Was fourth in the American Association with .321 average in '77. . . . Batted .309 (318-for-1029) in three years at AAA level.

Was named to league all-star teams in each of his first three pro seasons: NY-Penn League in '73 (3rd base), Florida State League in '74 (3rd base), and Eastern League in '75 (outfielder).

Led Florida State League in rbi (82), was second in homers (14) and was voted Topps' "player of the month" in June '74.

In '75, he was named the Eastern League's "mvp", led the loop in rbi (74), and celebrated his conversion from third to the outfield by pacing the league in outfield assists (22). . . . Was E.L.'s "player of the month" for August.

Amateur Background: Was a three-sport athlete at Edgewood High School (West Covina). . . . Played shortstop in baseball, forward in basketball and both split end and defensive back in football. . . . Won high school all-America honors in baseball and was both all-league and all-valley in all three sports.

He played Pony, Colt, and Connie Mack baseball in West Covina.

Personal: His father, Floyd, a junior high teacher, is a former high school baseball coach.

Gary's younger brother, Ron, is an outfielder-first baseman in the Dodger chain. . . . In '79 he batted .302 in 130 games at San Antonio in the Texas League and led outfielders in fielding percentage (.993, two errors in 284 chances) to win Rawlings' "silver glove award" as one of the minor leagues' top three defensive outfielders. . . . Signed with the Dodgers after they drafted him in '77.

Gary has attended both Cal Poly in Pomona and UCLA in the off-season. . . . Hobbies: water skiing, fishing, and golf.

He and his wife, the former Debra Lynn Britton of Denver, Colo., were married on 10/28/78 and are the parents of an infant son, Jarett Steven (1/15/80).

THOMAS (TOM) ALLEN ROWE


Born: Oct. 16, '57; 6'3"; 185; Bats, R; Throws, R; Position: P

Birthplace/Residence: Born in the Bronx, N.Y. . . . Grew up and still lives in Spring Valley (Rockland County), N.Y., on the west side of the Hudson River, northwest of New York City.

Contract Status:

Tenure: None.

Signed Originally with: Baltimore.



YEAR CLUB	W-L	ERA	G	GS	CG	SHO	SV	IP	H	R	ER	BB	SO
1977 Miami—1	10-6	3.26	21	19	8	0	0	127	137	63	46	64	55
1978 Miami	10-11	2.31	28	28	13	1	0	199	188	91	51	69	110
1979 Charlotte	11-14	5.01	28	28	4	0	0	167	200	113	93	76	90
Pro. Totals	31-31	3.47	77	75	25	1	0	493	525	267	190	209	255

1—Selected by Baltimore organization in January '77 free agent draft (2nd round, regular phase). Signed on 1/13/77.

Pitches: Fastball, curve, change and slider.

1979: Tom tied for the Southern League lead in games started (28) and topped Charlotte in victories (11) and innings pitched (167). . . . Finished second in the league in runs (113), earned runs (93) and losses (14).

Lost his first three decisions, then won nine of his next 12 before dropping eight of his last ten.

Defeated Savannah, 7-5, on June 23 to clinch the Southern League first half title for Charlotte.

Pitched primarily in relief in the Florida Instructional League last fall, compiling a 3-1 record with three saves in ten games. . . . His 1.46 era was fifth lowest in the league, but he fell one inning short (37) of qualifying for the title.

1978: Finished seventh in the Florida State League in era (2.31). . . . Led the league in innings pitched (199) and hits allowed (188) and tied for league lead in starts (28).

Pitched Miami to F.S.L. title with win over Lakeland in final game of championship series. . . . Allowed just one run in 6.1 innings before being relieved by Larry Jones.

Was the starting pitcher, for Baltimore in the O's exhibition game with Rochester on May 22. . . . Went six innings, allowing five runs and ten hits.

Pitched the first six innings of a combined 1-0 no-hitter (Greg McArthur went the final three frames) against the Expos in Florida Instructional League on Nov. 10.

Pro Career: Signed by John Stokoe. . . . Of his 77 career appearances, 75 have been starts. . . . Developed shin problems in the first half of '77, but went on to win ten games for Miami that year.

Amateur Background: Played one year of baseball at Rockland Community College. . . . Graduated from Spring Valley High School in '75. . . . Pitched three one-hitters during three seasons there.

Played Little League baseball and his "Big Boy" League team (ages 16-18) played in an international series in Florida against clubs from Canada, Japan, Puerto Rico and Taiwan in '75. . . .

Personal: Hobbies: Fishing, hunting and drawing. . . . Single.

LENN HARUKI SAKATA

Born: June 8, '53; 5'9"; 160, Bats, R; Throws, R; Position: 2B

Birthplace/Residence: Born, raised and still lives in Honolulu, Hawaii.

Contract Status:

Tenure: One year, 61 days.

Signed Originally with: Milwaukee.



YEAR CLUB	AVG.	G	AB	R	H	2B	3B	HR	RBI	BB	SO	SB	CS	HP
1975 Thetford Mines—1	.257	121	421	63	108	9	3	9	43	52	67	16	5	3
1976 Spokane	.280	141	510	64	143	23	5	10	70	29	65	6	4	1
1977 Spokane	.304	94	345	52	105	19	4	4	73	42	43	17	2	0
Milwaukee	.162	53	154	13	25	2	0	2	12	9	22	1	3	0
1978 Milwaukee	.192	30	78	8	15	4	0	0	3	8	11	1	0	0
Spokane	.269	49	156	24	42	14	3	0	20	15	15	4	2	3
1979 Vancouver	.300	118	454	59	136	21	3	6	64	30	43	16	7	3
Milwaukee—2	.500	4	14	1	7	2	0	0	1	0	1	0	0	0

M.L. Totals .191 87 246 22 47 8 0 2 16 17 34 2 3 0

Pro. Totals .273 610 2132 284 581 94 18 31 286 185 267 61 23 10

1—Selected by Milwaukee Brewers' Organization in January '75 free agent draft (first round, secondary phase). Signed on 1/19/75.

2—Acquired by Baltimore Orioles from Milwaukee Brewers in deal for pitcher John Flinn on 12/6/79.

1979: Lenn played most of the season with Milwaukee's AAA club at Vancouver and was the Pacific Coast League's all-star second baseman (selected by PCL managers).

He joined the Brewers on Sep. 1 and batted .500 (7-for-14) in four games. . . . Had two hits each in three of those games. . . . Was 5-for-11 with two doubles in three contests versus Minnesota.

LENN HARUKI SAKATA

Hit .332 (70-for-211) over the first half of the season (57 games) at Vancouver....Batted .272 (66-for-243) over the final 61 games....Finished second among PCL second baseman in fielding percentage (.980).

Career: Is starting his sixth pro season....Signed by Dick Bogard for the Brewers....Had been previously drafted by San Francisco and San Diego but did not sign....Has played exclusively at second base since college.

An excellent fielder, he has a lifetime fielding percentage of .976 (77 errors in 3,258 total chances) in five professional seasons....Has committed only seven errors in 407 chances (.983 percentage) in parts of three seasons in the majors.

Milwaukee-'77-'78: Recalled by the Brewers on July 19, '77, when injuries sidelined Robin Yount, Don Money and Tim Johnson and started 46 of the next 50 games at second base....Made his debut on July 21 against New York at Yankee Stadium....Started both games of a doubleheader and was 0-for-7....Singled off Ron Guidry the next day for first hit....First major league homer came off Dennis Martinez at Baltimore on July 25....Committed only four errors in 265 total chances (.985).

Began the '78 season as the Brewers' regular second baseman against left-handed pitching....Played in 27 games in April and May but in only four over the next month and a half before being optioned to Spokane on July 19....Two-run single against Baltimore on Apr. 9 accounted for two of his three rbi.

Minors: Has a .283 (534-for-1886) lifetime average in the minors....Has batted .291 (426-for-1465) with 227 rbi in parts of four seasons in the PCL.

Topped PCL second basemen in fielding percentage (.978) in '77....Named the Eastern League's all-star second baseman at Thetford Mines in '75.

Amateur Background: Played one season at Treasure Valley Community College (Ontario, Oregon) before transferring to Gonzaga University (Spokane, Washington) for two years....Earned all-district and second team junior college all-American honors as a second baseman at Treasure Valley in '72....Was all-district and all-Big Sky Conference second baseman at Gonzaga in '73 and '74....Earned third team all-American honors in '74.

Lettered in baseball, basketball and golf at Kalani High School (graduated '71)....Was all-league shortstop in '70 and '71 and all-state in senior year....Kalani won state championship in '70....Was number one man on golf team in senior year with a 77 average.

Was all-star third baseman two seasons in Babe Ruth League....Played on American Legion teams for Holsum Post in '70 and '71....Team won state championship both years....Was state "mvp" and leading hitter in '71.

Personal: Of Japanese descent....Hobbies: Golf and tennis....Was employed as assistant baseball coach at Merced (CA.) College during the off-season....He and his wife, the former Darren Kay Bell, were married on 1/14/78.

KENNETH (KEN) WAYNE SINGLETON

Born: June 10, '47; 6' 4"; 211; Bats, L-R; Throws, R; Position: OF.

Birthplace/Residence: Born in New York City...Grew up in Mt. Vernon, N.Y....Lived in Montreal for several years before moving to Westlake Village, Cal. (near L.A.) in Dec. '77.

Contract Status: Signed thru '81...Agreed to a five year contract during spring training '77.

Tenure: Nine years, 100 days.

Signed Originally with: New York Mets.



146

KENNETH (KEN) WAYNE SINGLETON

YEAR CLUB	AVG.	G	AB	R	H	2B	3B	HR	RBI	BB	SO	SB	CS	HP
1967 Winter Haven--1	.277	102	278	49	77	17	1	4	41	*87	50	26	8	3
1968 Raleigh-Durham	.257	26	74	21	19	3	0	3	12	28	24	4	4	1
Visalia	.316	80	263	61	83	5	0	11	35	70	54	8	4	4
Jacksonville	.205	29	78	12	16	5	1	2	10	11	26	0	0	1
1969 Memphis	.309	115	366	65	113	16	6	10	65	78	69	8	5	2
1970 Tidewater	.388	64	219	48	85	16	1	17	46	57	26	3	3	0
New York (NL)	.263	69	198	22	52	8	0	5	26	30	48	1	1	1
1971 New York (NL)--2	.245	115	298	34	73	5	0	13	46	61	64	0	1	2
Montreal	.274	142	507	77	139	23	2	14	50	70	99	5	10	2
1972 Montreal	.302	*162	560	100	169	26	2	23	103	123	91	2	8	2
1973 Montreal--3	.276	148	511	68	141	20	2	9	74	93	84	5	2	0
1974 Montreal	.300	155	586	88	176	37	4	15	55	118	82	3	5	1
1975 Baltimore	.278	154	544	62	151	25	2	13	70	79	76	2	2	0
1976 Baltimore	.328	152	536	90	176	24	0	24	99	107	101	0	1	2
1977 Baltimore	.293	149	502	67	147	21	2	20	81	97	94	0	0	2
1978 Baltimore	.295	159	570	93	168	29	1	35	111	109	118	3	1	1
1979 Baltimore														

A.L. Totals	.299	769	2738	400	818	136	9	107	416	510	471	8	9	6
N.L. Totals	.277	636	2074	301	574	82	6	64	299	377	386	13	22	7

M.L. Totals	.289	1405	4812	701	1392	218	15	171	715	887	857	21	31	13
-------------	------	------	------	-----	------	-----	----	-----	-----	-----	-----	----	----	----

* Led league
• Tied for league lead

1—Signed by New York Mets' organization, on 2/15/67.
2—Acquired by Montreal Expos from N.Y. Mets with first baseman Mike Jorgensen and infielder Tim Foli in deal for outfielder Rusty Staub on 4/6/72.
3—Acquired by Baltimore Orioles from Montreal Expos along with pitcher Mike Torrez in deal for pitchers Dave McNally and Bill Kirkpatrick (assigned to Memphis) and outfielder Rich Coggins on 12/4/74.

League Championship Series Record

YEAR CLUB, OPP.	AVG.	G	AB	R	H	2B	3B	HR	RBI	BB	SO	SB	CS	HP
1979 Bal. vs. Cal.	.375	4	16	4	6	2	0	0	2	1	2	0	0	0

World Series Record

YEAR CLUB, OPP.	AVG.	G	AB	R	H	2B	3B	HR	RBI	BB	SO	SB	CS	HP
1979 Bal. vs. Pit.	.357	7	28	1	10	1	0	0	2	2	5	0	0	0

All-Star Game Record

YEAR CLUB, SITE	AVG.	G	AB	R	H	2B	3B	HR	RBI	BB	SO	SB	CS	HP
1977 A.L., N.Y. (AL)	.000	1	0	0	0	0	0	0	0	0	0	0	0	1
1979 A.L., Sea.	.000	1	1	0	0	0	0	0	0	0	0	0	0	0
A.S.G. Totals	.000	2	1	0	0	0	0	0	0	0	0	0	0	0

The 1979 Season

Ken set career highs in home runs (35) and rbi (111), was one of eight in the A.L. to play in all his club's games (including Eddie Murray), and finished among the league leaders in five offensive categories: home runs (5th), rbi (6th), walks (2nd), on-base percentage (5th) and slug percentage (9th).

For these and other reasons, Ken earned the Sports Boosters of Maryland "most valuable Oriole" award (by vote of sports writers and announcers covering the club) for the third time in five Baltimore seasons. **"MVP":** Ken finished second with 241 points to Don Baylor (347) in the BBWAA selection of A.L. "mvp"....Though Baylor, Singleton and George Brett, who was third (226), were mentioned on all 28 ballots, Baylor had an overwhelming edge in firsts with 20, to Singleton's three and Brett's two....Ken had 10 seconds, nine thirds, four fourths, a fifth and an eighth.

Two years earlier, in '77, Ken was third in the "mvp" voting with 200 points, behind Rod Carew (273) and Al Cowens (217).

His third "most valuable Oriole" selection ('75, '77, '79) puts him within reach of Brooks Robinson's four....Frank Robinson is, like Ken, a three-time winner.

Batting: Though he enjoyed his most productive season as an Oriole, Ken failed for the first time since coming to Baltimore in '75 to win the club batting title, finishing second to Murray on the final day of the season by .00064 (.29473 to .29537). He did, however, lead the O's in runs (93), homers, rbi, walks (109) and strikeouts (118).

Ken started the season slowly, like the rest of the club, and was batting only .214 (9-for-42) with no homers and four rbi thru the first 11 games (O's were 3-8)....By the end of April, however, he was up to .341 (28-for-82), a season high. He continued to hit consistently thru the next two months and was at .317 at the end of June.

He hit only .252 during July and August and slipped to a season low of .287 on Aug. 19. Then an early September resurgence raised his average over .300 where it remained until Sep. 19 (.302)....A 5-for-30 performance over the last nine games dropped him to a final .295.

147

KENNETH (KEN) WAYNE SINGLETON

By month: April .341 (28-for-86, 6 hr, 19 rbi, 23 g)... May .284 (25-for-88, 6 hr, 16 rbi, 25 g)... June .327 (33-for-101, 5 hr, 19 rbi, 29 g)... July .257 (27-for-105, 9 hr, 26 rbi, 28 g)... August .248 (25-for-101, 6 hr, 21 rbi, 27 g)... September .323 (30-for-93), 5 hr, 9 rbi, 27 g.

Home Runs: Ken was the first Oriole to reach the 30 home run level since Boog Powell homered 35 times in '70.

5th to Hit 30: He is only the fifth different Oriole to have broken the 30 home run barrier in the Birds' 26 year history: Powell (4 times), Frank Robinson (3 times), Jim Gentile (twice) and Gus Triandos (once).

4th Switcher to Hit 30: Ken became only the fourth switch-hitter in major league history to hit 30 or more homers in a season.... The others are Mickey Mantle (9 times), Reggie Smith (twice) and Rip Collins (once).... Ken and Mantle are the only switch-hitters to have hit 35 or more.... He is also third behind Mantle (536) and Smith (280) in career homers by a switch-hitter (171).

Flanagan Pitching: Ken hit 15 of his 35 home runs in games started by Mike Flanagan.... Since Flanagan made his debut on Sep. 5, '75, Ken has hit a total of 93 homers, 35 of them in games pitched by Flanagan.

Grand Slams: Until he hit his first A.L. grand slam, off Detroit's Jim Crawford in Baltimore on May 22, '76 (a two out, 9th inning game-winner), all of his 16 home runs for the O's (including 15 in '75) had come with the bases empty (he led off most of '75)....

He hit his second slam off California's Ken Brett at Anaheim on Aug. 6, '77. He had hit one in the National League, off the Phillies' Ron Schueler, at Montreal on Sep. 29, '74.

Men On: In '79 he hit 24 with none on, seven with one on and four with two runners aboard.

RBI: Is only 6th different Oriole to reach 100 rbi in 26 years: Jim Gentile (141, '61).... Boog (3 times), Brooks and Frank (twice each), Lee May (109, '76).

Switch-Hitting: In '79 for the eighth time in ten big league seasons, Ken hit for a higher average lefthanded (.315 (128-for-406) than righthanded .244 (40-for-164).

However, he appeared fully recovered from a Dec. '77 operation on his right elbow that had severely hampered his power from the right side throughout '78....

He hit only four home runs in 150 at bats righthanded in '78, but last year walloped 10 homers in 161 at bats from the right side.... His ratio of home runs to at bats was almost exactly equal from either side.

Lifetime/A.L. Totals: Lifetime in the majors, Ken is batting .299 (1019-for-3412) lefthanded with 128 home runs and .266 (373-for-1400) righthanded with 43 home runs.

Since joining the O's in '75, he has hit .309 (615-for-1988) lefthanded with 78 homers and .271 (203-for-750) righthanded with 29 homers.

Best Year Righthanded: Ken's best year righthanded was 1977 when he hit .377 (59-for-158) and was over .400 until Sep. 11 as a righthander.... That year he batted .310 lefthanded (117-for-378).... The only other year he hit better righthanded was '70 with the Mets.

Natural Lefty: Though a natural lefthander (eats and writes lefthanded), Ken batted righthanded until becoming a permanent switch-hitter in '65 (late in his amateur career).

Walks: Ken ranked second in the league with 109 walks behind Kansas City's Darrell Porter who had 121.... It was the third time in five years with the O's he had drawn over 100 walks and the fourth time in his last seven seasons overall....

Since coming to Baltimore he has averaged 102 walks per season, and over seven campaigns (starting '73) he's maintained a 104 walk average.

He has finished second in the A.L. in walks four times in five years (to Mayberry- '75, Harrah- '77, Hargrove- '78, Porter- '79).... Only in '76 when he was passed 79 times has he finished lower (9th).... He was also second in the N.L. in '73 with 123, one less than Atlanta's Darrell Evans....

In '75 he set a club record of 118, surpassing Don Buford's '70 standard of 109.

On-Base Pct.: Ken reached safely 278 times in 680 plate appearances (excluding sh and sf) for an on-base percentage of .409, fifth best in the A.L.... Porter led with .429.

In his five seasons here he has a .410 on-base average (1334-for-3254) and his major league figure is .401 (2292-for-5712).... He has finished in the top five four times with the O's.... He was second to

Carew in both '77 and '78, was 3rd in '75 and fifth in '79.... In '76 he was well down the list.

In '77, Ken put together a .442 on base percentage (285-for-645), but fell just short of Bob Nieman's club record of .445 in '56.

Streaks: Ken had a 14 game hitting streak from July 14 to 28, '79 and has now had 10 streaks of 10 or more games in five Baltimore seasons: 17-once ('78), 14-twice, 12-three times, 11-twice and 10-twice.

Fielding: His throwing arm, weakened by an operation prior to the '78 season, returned to full strength last year.... He recorded eight assists, compared to just one in '78.... He had nine in both '75 and '76 and eight in '77.... In '73 while playing for Montreal he led the majors with 20.

He played right field in 136 games, left field in seven games (all at Fenway Park) and was used as a designated hitter in 16 games.

Vs. Opponents: Ken hit over .300 against eight different clubs in '79 (see page 37).... His highest average was .373 (19-for-51) vs. Boston and his lowest .143 (6-for-42) against the White Sox.... His most productive season series was with Seattle Mariners against whom he hit seven homers and drove in 20 runs.... He hit at least one home run vs. every opponent but Minnesota. Lifetime, he is hitting over .300 against Bos. (.302), Cle. (.310), K.C. (.337), Min. (.301), N.Y. (.304), Sea. (.317), Tex. (.310) and Tor. (.310).

Ejections: Ken got the hook twice in '79: on April 13 at Milwaukee by emergency umpire Richard Heitzer for throwing his helmet, and on Sep. 1 at Baltimore by Don Denkinger for charging the Twins' Paul Hartzell on the mound after two straight tight pitches.

His only other ejection in the majors was by Russ Goetz on Aug. 27, '75.

Japan: Ken accompanied Earl Weaver, Rick Dempsey, Dennis Martinez plus trainer Ralph Salvon and club physician Dr. Leonard Wallenstein to Japan last fall for a series of A.L. vs. N.L. all star games.... He batted .348 (8-for-23) with two home runs and led the A.L. club with six rbi.

ALL STAR AND POST-SEASON

All Star Games: Ken has been selected to the A.L. squad the past two years. In '78 he was hit by a Rick Reuschel pitch in his only plate appearance, then replaced Reggie Jackson in right field at San Diego.... At Seattle in '79, he was 0-for-1 as a pinch-hitter.

Ken did not finish in the top 12 in the '78 Gillette balloting for outfielders, but moved up to ninth place (1,341,213 votes) in '79.... The man who beat him out for "mvp", Don Baylor, was 14th in that balloting.

ALCS/WS: Ken batted .375 (6-for-16) in the four game ALCS and .357 (10-for-28) in the seven game WS.... Thus, he is hitting .364 (16-for-44) in post-season play.

He went 3-for-4 with two rbi in the ALCS clincher at Anaheim.... In the world series, Ken was held to two rbi, however, in 17 of his 30 plate appearances there were no runners aboard (he led off eight times).

ORIOLES CAREER HIGHLIGHTS

1978: Though slowed by the effects of a Dec. 10, '77 operation for the removal of a bone chip and the transplantation of the ulnar nerve in his right elbow, Ken led the O's in hitting for the fourth straight time (.293) and was second in the A.L. in both walks (97) and on-base percentage (.409).

1977: He set a club record with his .328 average, surpassing Bob Nieman's '56 standard of .322, finished third behind Carew and the late Lyman Bostock in batting, and was second in both on-base percentage and walks while tying Lee May for the club lead in rbi (99).... Ken also finished third in A.L. "mvp" voting.

He missed nine games from May 7 thru 17 with a severe eye infection ("virus Keratitis").... Was first affected on Apr. 30, but played anyway and won the game with a 10th inning single off Nolan Ryan.

1976: He overcame a very slow start to lead the club in hitting.... He was batting only .185 (28-for-151) on June 2 (42 games), then hit .312 (123-for-393) the rest of the way while hitting safely in 91 of 112 games.... He beat out Reggie Jackson for the club batting lead (.278 to .277) on the last day of the season, but was second on the club to Bobby Grich in both on-base percentage and walks.

Ken played leftfield when Jackson was in the lineup defensively (rightfield). Despite a 22 point drop in his average from '75, Ken increased his rbi total from 55 to 70.

1975: Ken won the "mvo" award by a slim margin over Jim Palmer.... He set a club record with 118 walks, was third in the A.L. in on-base percentage and led the league in plate appearances (714).... He batted primarily in the leadoff position.

KENNETH (KEN) WAYNE SINGLETON NATIONAL LEAGUE CAREER

Ken was the Met's first pick in the January '67 free agent draft (signed by Clarence Bubber Jonnard). . . . He made his big league debut with the Mets in June '70 after being recalled from Tidewater where he was leading the International League in batting (.388).

He enjoyed his first outstanding season in the majors in '73 at Montreal, a full year after he'd been traded by the Mets in the "Rusty Staub" deal. . . . That year he set several Montreal club records (100 runs, 103 rbi, 123 walks) and hit .300. . . . He played in every game and led the majors in outfield assists.

Amateur Background: Ken was a baseball and basketball standout at Mt. Vernon High School in New York. . . . He went to Hofstra (Hempstead, L.I.) on a basketball scholarship but also played baseball there (one year). Averaged 18 points as a freshman in basketball.

He hit 36 home runs in three seasons in the semi-pro Bronx Federation League. . . . At the age of 15 he played against Rod Carew in that loop.

Personal: He was born in New York City, but moved out when he was eight to Stamford, Conn. for one year, and then to Mt. Vernon where his parents still live.

His brother, Fred (five years younger) was a hurdler at Penn State and is now a track coach. . . . Ken's father, Joseph, has worked for the U.S. postal service for many years in Manhattan. . . . His uncle Harvey (Buddy) Singleton was once a tackle for the Toronto Argonauts.

Ken met his wife, the former Colette Saint-Jacques of Verchères, Quebec, while she was working at the Forum in Montreal. . . . They were married on Jan. 5, '74 and now have two sons: Matthew Kenneth (11/24/76) and Justin Charles (4/10/79).

DAVID (DAVE) LINDSEY SKAGGS


Born: June 12, '51; 6' 1"; 205; Bats, R; Throws, R; Position: C.

Birthplace/Residence: Born in Santa Monica, Cal., but grew up in Torrance (south of L.A.). . . . Now lives in Cockeysville, Baltimore County.

Contract Status: Signed a three year contract in January '78, extending thru '80 season.

Tenure: Three years.

Signed Originally with: Baltimore.



YEAR CLUB	AVG.	G	AB	R	H	2B	3B	HR	RBI	BB	SO	SB	CS	HP
1969 Aberdeen—1	.314	62	220	21	69	11	1	4	31	13	22	1	0	1
In military service														
1970														
1971 Stockton	.190	77	184	23	35	2	0	3	13	41	40	7	1	0
1972 Miami	.209	72	239	25	50	3	1	3	23	34	29	1	2	0
1973 Lodi	.254	82	260	33	66	9	5	1	37	32	32	2	1	2
1974 Asheville	.251	110	363	41	91	16	2	5	38	52	36	0	2	0
1975 Asheville	.266	59	199	26	53	8	1	0	24	32	16	0	3	1
1976 Rochester	.222	41	99	4	22	8	0	0	10	18	19	2	0	0
1977 Baltimore	.242	85	252	40	61	8	2	2	27	32	28	1	0	1
1978 Baltimore	.287	80	216	22	62	9	1	1	24	20	34	0	1	2
1979 Baltimore	.151	36	86	6	13	1	0	2	1	14	0	0	0	0
M.L. Totals	.248	179	.439	37	109	18	2	2	40	34	62	0	2	2

1—Selected by Baltimore organization in June '69 free agent draft (6th round, regular phase). . . . Signed on 6/6/69.

League Championship Series Record														
YEAR CLUB OPP.	AVG.	G	AB	R	H	2B	3B	HR	RBI	BB	SO	SB	CS	HP
1979 Bal. vs. Cal.	.000	1	4	0	0	0	0	0	0	0	0	0	0	0
World Series Record														
YEAR CLUB OPP.	AVG.	G	AB	R	H	2B	3B	HR	RBI	BB	SO	SB	CS	HP
1979 Bal. vs. Pit.	.333	1	3	1	1	0	0	0	0	0	0	0	0	0

THE 1979 SEASON

On Nov. 19, '79, Dave had a damaged spinal disc removed at Children's Hospital, but is expected to be ready to go when spring training begins. . . . He had experienced back pains thru much of last season.

Dave was Dennis Martinez' regular catcher for all but the first three of Dennis' 39 starts (beginning Apr. 22 when Dennis started his 10-game

winning streak). Aside from the Martinez assignment, Dave started only nine other regular season games.

He is one of the most popular players on the club and one of the O's top humorists. Everybody had a good time with him, complete with retiring the baseball, when Dave recorded his 100th lifetime hit on Aug. 31 vs. Minnesota at home.

Catching: Dave fielded .984 (4 e, 250 chances). He threw out 12 base-stealers and had a total of 24 assists in 63 games.

Two of his errors were the result of catcher's interference calls while Seattle's Bob Stinson, a catcher himself, was at the plate. Stinson is an old pro at that game. . . . See page 53.

Lifetime, he has made only eight errors in 798 chances (.990 pct.) over three big league seasons.

Home Runs: Dave is a victim of habit. Every other year he hits a home run on the last day of the season off Rick Wise. They are actually his only two lifetime homers: Oct. 1, '77, at Boston and Sep. 30, '79, at Cleveland. The Red Sox traded Wise to the Indians in '78.

CS/WS: Dave started game three of the ALCS and the fourth game of the world series. . . . On both occasions Dennis Martinez was the starting pitcher. . . . He had one hit in the world series, a seventh-inning single off Jim Bibby at Pittsburgh. . . . He also threw out Bill Madlock stealing.

PREVIOUS CAREER HIGHLIGHTS

Orioles-'77: In '77, his rookie year, Dave became the O's regular catcher over the second half of the season after Rick Dempsey broke a finger on July 8. Until the injury to Dempsey, Dave had gone 4-for-21 (.190) in 12 games. After becoming a regular, he batted .297 (58-for-195) over 68 games.

From Aug. 11 thru Sep. 7, a 23-game period, he batted .418 (28-for-67) and boosted his average to an all-time high of .306. . . . He finished the year at .287, his highest average since his first pro season, eight years earlier.

He drove in five runs at Detroit in the opener of a doubleheader on Sep. 7. . . . In his first start after Dempsey was sidelined (July 9), Dave singled home the winning run off Sparky Lyle, with two out in the 8th, breaking a 5-5 tie.

Orioles-'78: Dave returned to reserve status and appeared in only 36 games including 28 starts.

Minors: He is now in his 11th pro season (not including '70 in which he served in the army) and has spent his entire career in the Baltimore organization since he was signed by Al Kubski and Don Pries in '69.

He played in only 85 games in '76, his last year in the minors, because of a broken thumb.

He has now played on four pennant winners: at Miami in '72, Lodi in '73, Rochester in '76, and Baltimore in '79. . . . He led Southern League catchers in fielding and assists at Asheville in '74.

Amateur Background: Dave played baseball at North Torrance (Cal.) High School (graduated '69). . . . He played Little League, Babe Ruth, and American Legion baseball.

Personal: Of Scandinavian descent. . . . Hobbies: fishing and bowling. . . . Dave and his wife, the former Linda Joyce Hendricks, were married Nov. 21, '70. He is active in the Greater Baltimore YMCA's scholarship fund drive.

BILLY ED SMITH


Born: July 14, '53; 6' 2½"; 182; Bats, L-R; Throws, R; Pos.: IF.

Birthplace/Residence: Born in Hodge, La., but grew up and still makes his permanent residence in San Antonio, Tex.

Contract Signed: Signed for '79.

Tenure: Three years, 119 days.

Signed Originally with: California.



BILLY ED SMITH

YEAR CLUB	AVG.	G	AB	R	H	2B	3B	HR	RBI	BB	SO	SB	CS	HP
1971 Idaho Falls—1	.229	59	231	29	53	5	2	0	17	37	46	17	4	4
1972 Stockton	.231	127	455	58	105	15	10	5	31	62	128	15	8	12
1973 Salinas	.301	64	236	44	71	11	5	2	27	24	32	11	2	2
El Paso	.331	46	166	32	55	6	2	4	18	16	26	11	4	3
1974 Salt Lake City	.206	40	126	15	26	5	0	0	11	14	16	6	2	2
El Paso	.335	62	227	32	76	6	3	1	22	21	18	6	4	1
1975 California	.203	59	143	10	29	5	1	0	14	12	27	1	3	0
Salt Lake City	.296	64	226	37	67	11	1	3	34	22	28	9	7	3
1976 Salt Lake City	.288	115	396	64	114	16	9	3	60	53	45	22	9	6
California—2	.375	13	8	0	3	0	0	0	0	0	2	0	0	0
1977 Baltimore	.215	109	367	44	79	12	2	5	29	33	71	3	2	1
1978 Baltimore	.260	85	250	29	65	12	2	5	30	27	40	3	0	1
1979 Baltimore	.249	68	189	18	47	9	4	6	33	15	33	1	0	2
M.L. Totals	.233	334	957	101	223	38	9	16	106	87	173	8	5	4

• Tied for league lead

1—Selected by California Angels' organization in June '71 free agent draft (third round, regular phase). Signed on 6/17/71.

2—Played out option with California... selected by Baltimore in re-entry draft (11/4/76) and signed on 2/8/77.

League Championship Series Record

YEAR CLUB, OPP.	AVG.	G	AB	R	H	2B	3B	HR	RBI	BB	SO	SB	CS	HP
1979 Bal. vs. Cal.	.000	1	4	0	0	0	0	0	0	0	1	0	0	0

World Series Record

YEAR CLUB, OPP.	AVG.	G	AB	R	H	2B	3B	HR	RBI	BB	SO	SB	CS	HP
1979 Bal. vs. Pit.	.286	4	7	1	2	0	0	0	0	2	0	0	0	0

THE 1979 SEASON

Billy played 63 games at second base (52 starts) and five at shortstop (2 starts) and appeared three times as a pinch-hitter (0-for-3).

He started 23 games at second during the 33-game period that Doug DeCinces was sidelined with a back injury (Apr. 27 thru June 4). After that, Billy started only 28 of the O's 107 games.

Torrid Finish: After batting .290 (9-for-31) in April, he slumped to a .188 pace over the next three months (22-for-117). Then he finished up strongly with a .313 (5-for-16) August and a .379 (11-for-29) September.

He climaxed his hot spell over the last two months (.356, 16-for-45) by going 5-for-10 in his last two games (Sep. 28 and 29) at Cleveland with two home runs (including a slam) and seven rbi.

Big Day/2nd Slam: On Sep. 28 alone he was 3-for-6 with a double, triple, grand slam home run, and a career high six rbi.

The slam, his second lifetime, was hit off Len Barker... His first was a blast off Seattle's Jim Colborn at the Kingdome on June 2, '78.

Switching: A natural left-handed batter, Billy has been switching since his American Legion days.

In '79, for the second straight year, he hit better righthanded (.320, 8-for-25) than left-handed (.238, 39-for-164), though he hit all six home runs left-handed and came to bat far more often from the left side.

During his three years in Baltimore, he has batted .233 left-handed (.158-for-678) and .258 righthanded (33-for-128). However, in the last two years he has a .333 average (25-for-75) as a righthander.

Billy has hit only one of his 16 career homers righthanded. That was on June 14, '78, at Baltimore off California's Ken Brett.

Fielding: He had a .980 percentage at second (5 e in 254 tc, 35 dp) and committed two errors in 12 chances at short.

CS/WS: In his one appearance in the ALCS, Billy started at second in game four, went 0-for-4, and handled three chances without incident.

He started the first two games of the world series, and contributed a single to the O's opening-game, five-run first inning. Later, he reached safely twice as a pinch-hitter for Dauer: in game four he was intentionally walked and in game six he singled. Defensively, he was errorless in seven chances.

vs. Yankees: Despite the fact he hit only .222 (2-for-9) in '79 vs. New York, he still sports a .337 (28-for-83) lifetime average against them... He hit .364 (16-for-44) in '77 and .318 (7-for-22) in '79, and with the Angels earlier had gone 3-for-8 (.375)... See pages 37-39.

PREVIOUS CAREER HIGHLIGHTS

Billy was signed originally by California's Rex Carr after the Angels had selected him in the third round of the June '71 free agent draft. He played a total of 72 games for the Angels in '75 and '76, then became the O's first re-entry draft acquisition in Feb. '77. Steve Stone and Al Bumbry have since joined that list.

152

Orioles '78: He had a career high 30 rbi in 85 games, but went on the disabled list on June 30 with a muscle pull in his left rib cage and didn't play again until Aug. 2 (though he was activated July 19). During his absence Dauer and DeCinces had become fixtures at second and third, and Billy played only 21 games over the last half of the season.

That year he reached a season high of .296 at the end of a nine-game batting streak (17-for-30) on May 31.

Orioles '77: Billy opened the season on the bench, but after Dauer went 0-for-16 in the first five games, Billy was put into the starting lineup on Apr. 17. That day he went 6-for-8 in an Orioles doubleheader sweep at Texas and hit his first major league homer (off Bert Blyleven).

Ten days later (Apr. 27), he was leading the league with a .472 average (17-for-36). He was still batting .289 on June 8, but the bottom fell out soon after and he hit only .159 (33-for-208) the rest of the way.

Defensively, he enjoyed a fine year at second base where he made only five errors in 537 chances (.990)... He also played some shortstop and first base.

He would up with a total of 92 starts at second compared to Dauer's 69, but Rich drew the nod in 36 of the O's last 44 games.

Billy played his best baseball at Texas that season when his parents, from San Antonio, were in the stands. He went 10-for-19 (.526) at Arlington.

Angels '76: He came up to Anaheim late in the year after a full season at Salt Lake City (P.C.L.) where he played four infield positions and the outfield.

Angels '75: Billy appeared in 59 games and played every spot on the infield. He was a regular at shortstop during May and June after an injury to Orlando Ramirez, but was returned to S.L.C. the second half of the year.

Billy played the entire game at short for the Angels the day (June 1) Nolan Ryan pitched his fourth career no-hitter, this one against the Orioles.

Amateur Background: He earned four letters in baseball and two in basketball at John Jay High School (San Antonio), graduating in '71. Billy was a two-time all-city selection in baseball... He played in Pony and Little league baseball programs.

Personal: His father, also named Billy Smith, was an outstanding outfielder in fast pitch softball for many years... Single.

JAMES (JIM) LORNE SMITH


Born: Sep. 8, '54; 6' 3"; 180; Bats, R; Throws, R; Position: SS.

Birthplace/Residence: Born in Santa Monica, Cal.... Grew up in Inglewood and now lives in Los Angeles.

Contract Status:

Tenure: None.

Signed Originally with: Baltimore.



YEAR CLUB	AVG.	G	AB	R	H	2B	3B	HR	RBI	BB	SO	SB	CS	HP
1976 Bluefield—1	.290	*70	262	46	76	14	1	5	35	31	47	7	4	1
1977 Charlotte	.200	125	424	51	85	14	1	10	41	46	78	6	6	5
1978 Rochester	.221	102	290	37	64	11	0	5	26	36	58	1	3	1
1979 Rochester	.238	130	404	48	96	15	2	4	34	44	76	5	2	3

Pro. Totals .233 427 1380 182 321 54 4 24 136 157 259 19 15 10

• Tied for league lead

1—Selected by Baltimore organization in June '76 free agent draft (6th round, regular phase)... Signed on 6/10/76.

Operation: Jim had cartilage removed from his right knee on Jan. 17 in Los Angeles after injuring the knee playing winter ball at La Guaira in the Venezuelan League... At the time it was estimated that he would be ready to begin working out in Miami on or about March 1.

1979: Finished second among International League shortstops (minimum 100 games) in fielding with a .958 percentage (26 errors in 624 chances), failing to lead his league for the first time in four pro seasons... Mario Ramirez of Tidewater topped the circuit at .983 with only eight errors, but he handled fewer chances (461).

153

Jim paced IL shortstops in putouts (240), assists (358), double plays (66) and total chances. . . . Led Rochester in games (130), at bats (404) and sacrifice hits (11). . . . Was second in club in hits with career high 96.

Was batting .209 (26-for-124) on June 2, but hit .270 (53-for-196) over his next 65 games to raise his average to a season high .247. . . . Had a .202 average over the final 27 contests. Two of season total four homers came in consecutive games vs. Charleston on June 8-9.

Missed two days when bat flew out of Tom Chism's hands and struck Jim in the throat in batting practice accident on Aug. 5. . . . Wayne Krenchicki, who was beside Jim also waiting to hit, suffered a lacerated lip.

Played at La Guaira with '79 teammate Kevin Kennedy and O's recent acquisition Dan Graham under manager Preston Gomez.

Pro Career: Signed by Ray Poitevint. . . . Has excellent defensive credentials and good bat power but needs to make more consistent contact. . . .

1978: Led I.L. shortstops with a .952 percentage (25 errors in 525 chances). . . . Missed a month between May 3 and June 5 with broken finger. . . . Played in International League all-star game against the Texas Rangers in Columbus on Aug. 7. . . . Drove in at least four runs with successful squeeze bunts.

1977: Was leader among Southern League shortstops in percentage (.963), assists (460), total chances (702, including 26 errors), and double plays (111). . . . Other shortstops in the league that year included Alan Trammell, now with Detroit and Harry Chappas, presently with the Chicago White Sox.

Jim and Krenchicki were prime contributors to a new league record by one club for double plays in a season (182 in 140 games).

1976: Led Appalachian League in fielding percentage (.956), assists (206), and total chances (321 including 14 errors) in 69 games at short. . . . Named to Appalachian League all-star team.

Amateur Background: Played baseball for three seasons at Long Beach State. . . . Set school records for most rbi season, most career hits, most total bases season and career, and also established mark for most games played career. . . . Was team captain and was also selected to all-Pacific Coast Athletic Association team in '76.

Graduated from Inglewood High School in '72. . . . Played two varsity seasons. . . . Was captain senior year and was also voted the outstanding defensive player in the league that season.

Played Little League, Babe Ruth, Pony League, "Big League", and American Legion baseball. . . . Participated in semi-pro baseball in the Alaskan (Summer) league in '74 and '75 for the Kenai Peninsula Oilers.

Personal: A member of the Church of the Latter Day Saints. . . . Hobbies: golf, photography and automobile repair. . . . He and his wife, Lorelee (Lori), have two daughters, Christie Lee (6/6/75) and Cheri Lyn (11/11/79).

The Smiths own two class A champion stock horses, and Lori has won numerous awards with them. . . . She went to U.C.L.A. while Jim was at Long Beach State.

SAMUEL (SAMMY) LEE STEWART, JR.


Born: Oct. 28, '54; 5'3"; 208; Bats, R; Throws, R; Position: P.

Birthplace/Residence: Born in Asheville, N.C., but grew up and still lives in nearby Swannanoa.

Contract Status:

Tenure: One year, 31 days.

Signed Originally with: Baltimore.



ORIOLES WORLD SERIES SHARES: 1966 (Winners)—\$11,683.04, 1969 (Losers)—\$14,904.21, 1970 (Winners)—\$18,215.78, 1971 (Losers)—\$13, 906.46, 1979 (Losers)—\$22,113.94.

1975 Bluefield—1	3- 3	6.07	18	4	0	0	1	43	62	44	29	20	29
1976 Miami	12- 8	2.42	23	22	12	2	0	182	147	65	49	*86	79
1977 Rochester	0- 5	6.29	10	10	0	0	0	54	68	41	38	35	28
Charlotte	9- 6	2.08	16	16	10	3	0	117	93	32	27	45	56
1978 Rochester	13-10	3.80	27	27	6	1	0	173	168	90	73	93	111
Baltimore	1- 1	3.27	2	2	0	0	0	11	10	5	4	3	11
1979 Baltimore	8- 5	3.51	31	3	1	0	1	118	96	47	46	71	71
M.L. Totals	9- 6	3.49	33	5	1	0	1	129	106	52	50	74	82

* Led league

1—Signed by Baltimore organization as an un-drafted free agent on 6/15/75.

League Championship Series Record

YEAR CLUB OPP.	W-L	ERA	G	GS	CG	SHO	SV	IP	H	R	ER	BB	SO
1979 Bal. vs. Cal.													

(did not appear)

World Series Record

YEAR CLUB OPP.	W-L	ERA	G	GS	CG	SHO	SV	IP	H	R	ER	BB	SO
1979 Bal. vs. Pit.	0- 0	0.00	1	0	0	0	0	2.2	4	0	0	1	0

Pitches: Fastball, slow curve, slider, and change.

THE 1979 SEASON

Sammy pitched primarily in long relief in his first full major league season, but also started three games and won all of them.

He was more effective before the all-star break (5-3, 1 save, 3.07 era, 73.1 ip, 54 h, 25 er) in 19 games than he was in 12 appearances after (3-2, 0 saves, 4.26 era, 44.1 ip, 42 h, 21 er).

Reliever/Starter: He had pitched only once in relief in his last three minor league seasons, but made 28 such appearances in '79.

As a fireman, he was 5-5 with one save and an era of 3.94 (93.2 ip, 84 h, 41 er). He walked 57, fanned 58, and allowed nine homers.

In his three starts, he had a 1.88 era (24 ip, 12 h, 5 er), walked 14, struck out 13, and threw two "home run balls".

Starts: Between Apr. 21 and July 21, Sammy started once every six weeks. On Apr. 21 he defeated Milwaukee, 4-2, allowing only four hits and two runs in seven innings. Don Stanhouse picked up a save.

On June 7, at Baltimore, he was advised three hours before the game that he was replacing Jim Palmer who was injured. Sammy then went out against K.C. and pitched a route-going two-hitter, winning 3-1. Al Cowens had both hits, one of them a home run.

In his final start he was also a replacement for Palmer, but he knew of it two days earlier. Before the second largest crowd in regular season history at Memorial Stadium (51,381), he pitched eight strong innings, allowed just six hits and two runs, and won over Nolan Ryan and the Angels, 10-2.

vs. Opponents: He was particularly effective in relief against Detroit and Boston. . . . He was 2-0 in five games vs. the Tigers with a 1.53 era (17.2 ip, 12 h, 3 er), and 1-0 vs. the Red Sox in three games with a 1.15 era (15.2 ip, 10 h, 2 er). . . . Despite a 5.19 era against the Brewers, Sammy was 2-1 against them. . . . (See page 32 for complete stats vs. each opponent.)

Spring: During spring training, he didn't allow a run in 17 innings over five appearances and was 2-0 with two saves. . . . He allowed only 10 hits, walked six, and struck out 10. He extended that string to 21.2 straight scoreless innings in his first two regular season appearances.

In three spring trainings with the O's, Sammy has allowed only one earned run in 27 innings (0.33) and is 4-0 with two saves.

Save: He picked up his only big league save with three hitless innings against Chicago on April 7 (2nd game of season) for Mike Flanagan.

Odds and Ends: He pitched 12.1 consecutive scoreless innings in two relief efforts on May 22 vs. Boston (7.1 ip) and May 26 vs. Detroit (5 ip). . . . Led the club in hit batsmen (5).

CS/WS: He did not pitch in the ALCS, and made only one appearance in the world series. He came on in relief of Dennis Martinez in the second inning of game four at Pittsburgh and pitched 2.2 scoreless innings. . . . The O's, who had trailed 4-0, rallied to win 9-6 with Tim Lincecum getting the victory.

PREVIOUS CAREER HIGHLIGHTS

Sammy was drafted by the K.C. Royals while in junior college, but did not sign. After not being picked in the June '75 draft, he attended a major league tryout camp in Asheville where he was signed for the O's by Rip Tutor.

SAMUEL (SAMMY) LEE STEWART, JR.

'78 Season: Sammy, Dave Ford, and Tim Stoddard were recalled from Rochester on Sep. 1 to help the O's thru a stretch of five games in three days against Chicago.

Record Breaker: Sammy made his debut the day he reported (Sep. 1) and set a big league record (in the 2nd game of a dh) by striking out seven straight batters in his first game. His victims: Jorge Orta, Chet Lemon, and Thad Bosley in the second; Mike Colbern, Kevin Bell, and Claudell Washington in the third; and Greg Pryor in the fourth.

The old record was six, shared by Karl Spooner (Brooklyn '54) and Pete Richert (Los Angeles, '64).

Sammy went 5.1 innings and struck out a total of nine and was the winning pitcher.

Joe Kerrigan relieved him with a 9-2 lead and went the rest of the way to save the victory.

First Loss: He did not pitch again until four weeks later (Sep. 29) when he lost to Detroit in a starting role.

Rochester: He won seven of his last nine decisions and went on to lead the Wings in: era, wins, starts, innings, walks, strikeouts, and wild pitches.

'77 Season: Sammy made the big jump from A to AAA at the start of the season, but was 0-5 in 10 starts for Rochester, and was sent down to AA Charlotte on June 4.

He turned things around quickly, won four of his first five decisions, and wound up 9-6 with a 2.08 era and 24 more innings than hits allowed.

'76 Miami: He pitched a seven-inning no-hitter for Miami against the Winter Haven Red Sox (July 20), winning 1-0. . . He led the F.S.L. in walks (86), but was tops among Miami starters in era (2.42) and innings (182).

Amateur Background: Sammy played baseball and basketball for two years at Montreat-Anderson J.C. (Montreat, N.C.). . . He had the lowest era (0.36) in the nation among J.C. pitchers in '74. . . He was a shortstop and designated hitter when not pitching, batted .378, and was the "mvp" in the conference that year.

He played in the Shenandoah Valley Summer League while in college. . . As a basketball player, he averaged 15.4 points in two seasons at Montreat-Anderson.

Sammy lettered for four years in baseball, basketball, and football at Charles D. Owen High School. . . He was a quarterback and safety man in football. . . While averaging 18.6 per game in basketball, he also set a school one-game scoring record (38 points).

He played Little League, Babe Ruth, and American Legion baseball. . . His legion team won the N.C. state championship in '72.

Personal: Sammy and his wife, the former Peggy Jean Logan, were married Jan. 22, '77, and are the parents of a son, Colin Timothy (8/17/79).

TIMOTHY (TIM) PAUL STODDARD


Born: Jan. 24, '53; 6'7"; 235; Bats, R; Throws, R; Position: P.

Birthplace/Residence: Born and raised in East Chicago, Ind. . . Now lives in nearby Griffith, Ind.

Contract Status:

Tenure: One year, 86 days.

Signed Originally with: Chicago.



YEAR	CLUB	W-L	ERA	G	GS	CG	SHO	SV	IP	H	R	ER	BB	SO
1975	Knoxville—1	3-4	4.23	31	6	2	1	7	66	66	40	31	43	37
	Chicago (AL)	0-0	9.00	1	0	0	0	0	1	2	1	1	0	0
1976	Knoxville	9-8	2.89	20	19	9	0	0	140	147	55	45	60	62
	Iowa—2	0-2	5.59	12	2	0	0	0	29	37	20	18	15	20
1977	Charlotte	10-7	3.21	36	18	10	2	5	174	175	75	62	66	94
1978	Baltimore	0-1	6.00	8	0	0	0	0	18	22	17	12	8	14
	Rochester	7-3	2.61	45	2	1	0	6	76	80	28	22	32	70
1979	Baltimore	3-1	1.71	29	0	0	0	3	58	44	12	11	19	47
M.L. Totals		3-2	2.81	38	0	0	0	3	77	68	30	24	27	61

1—Selected by Chicago White Sox organization in January '75 free agent draft (2nd round, secondary phase). Signed on 5/26/75.

2—Released by White Sox on 3/28/77. Signed by Baltimore organization as a free agent on 4/8/77.

156

League Championship Series Record

YEAR	CLUB	OPP.	W-L	ERA	G	GS	CG	SHO	SV	IP	H	R	ER	BB	SO
1979	Bal.	vs. Cal.	(did not appear)												

World Series Record

YEAR	CLUB	OPP.	W-L	ERA	G	GS	CG	SHO	SV	IP	H	R	ER	BB	SO
1979	Bal.	vs. Phil.	1-0	5.40	4	0	0	0	0	5	6	3	3	1	3

Pitches: Sinking fastball, slider, curve, and change. Forces batter to hit many ground balls.

1979: Tim was the Orioles' most effective reliever over the first part of the season before tearing a muscle under his right armpit on June 23. . . He pitched only once in the next 11 weeks (including five weeks on disabled list) before returning to action in September.

He had the lowest era on the O's staff (1.71) and struck out 47 batters in 58 innings, an average of 7.3 every nine innings, also the best figure on the club. . . He also displayed excellent control with only 19 walks all season.

Strong Start: At the time of his injury on June 23, Tim was 3-1 with a 1.66 era (9 er in 48.2 innings) in 21 appearances. . . He had 40 strikeouts and just 14 walks in the same stretch. . . At that point, he had pitched more innings than either of the Orioles' other two short relief men, Tippy Martinez and Don Stanhouse.

He recorded his first major league victory on Apr. 26 at California when he allowed one run in 2.1 innings in a 4-2 win. . . Saved his first big league game on May 16 at Boston when he worked three innings in relief of Dennis Martinez in a 10-6 victory. . . Had two twins and two saves in four consecutive outings from June 13-19 vs. Chicago (win), Minnesota twice (two saves), and Cleveland (win).

He surrendered a run only six times in his first 21 appearances and finished 13 of those games.

Injury: Tim suffered the muscle tear in the sixth inning on June 23 (first game) against Detroit at home. . .

Tim remained on the active roster but did not pitch again until July 21 when he relieved Sammy Stewart in the top of the ninth inning against California. . . He got Jim Anderson to pop out, walked Dickie Thon then had a 2-2 count on Larry Harlow when he aggravated the injury on the third ball and was replaced by Don Stanhouse.

At that time, Tim was placed on the 21-day disabled list, and Dave Ford was recalled from Rochester.

Return: He returned to the active roster on Sep. 1 and made his first appearance at Boston on Sep. 8, retiring the only batter he faced. . . Overall, he appeared seven times in September, compiling a 2.00 era (2 er in 9 ip) with no decisions or saves.

Odds and Ends: Made longest appearance of the year on Apr. 12 vs. New York when he hurled 5.1 scoreless innings. . . Struck out seven of nine batters faced (every out) at Seattle on Apr. 30. . . Fanned six Red Sox in three innings on May 16. . . Allowed just three homers in 56 innings. . . Saved one game each for Flanagan, Dennis Martinez, and Stanhouse.

ALCS/WS: Did not play in ALCS vs. California. . . Pitched in the final four world series contests, compiling an era of 5.40 (3 er in 5 ip).

Tim was the winning pitcher in game four at Pittsburgh. . . He entered the contest in the bottom of the seventh with the O's trailing, 6-3, and pitched three scoreless innings (allowing three hits and a walk) as Baltimore rallied with six runs in the eighth to win, 9-6. . .

Tim contributed to the O's uprising with a single to left that scored Billy Smith with the fifth run of the inning. . . It was Tim's first base hit in professional baseball (he was 0-for-9 in the minors), and it came in his first big league at bat.

Winter Ball: For the second straight winter, Tim played for Frank Robinson at Santurce in the Puerto Rican League. . . He was the Crabbers' top short reliever with a 5-2 record, nine saves and a 3.58 era in 46 innings. Santurce won the regular season title but lost to Bayamon in five games in the finals of the playoffs.

Pro Career: Signed originally by Walt Widmayer for the White Sox after his selection in the Jan. '75 free agent draft. . . He had been previously selected by Texas in the June '74 draft but chose to remain in college.

157

1980p158-159

STEVE (STEVE) MICHAEL STONE

CS/WS: The O's used only five pitchers in the ALCS (Angels used nine) and Steve wasn't one of them.

He worked once in the world series. That was in game four when he pitched the fifth and sixth innings, giving up two runs. At that point Pittsburgh led, 6-3, but the O's rallied with six runs in the eighth to win 9-6.

Home Runs: Steve was charged with 31 home run balls, third highest total in club history (tied with Milt Pappas, '62) behind Robin Roberts' 35 ('63) and Mike Cuellar's 34 ('70).

However, after a rocky start, his "gopher" allowance decreased sharply. Steve was touched for 10 homers in his first seven starts, spanning 37 innings thru May 17, a rate of nearly 2½ home runs per nine innings (2.43).

At that point he shaved off his mustache and changed his number from 21 to 32, and cut the rate nearly in half. Over his last 149 innings, Steve yielded 21 home runs (1.27 per nine innings).

Odds and Ends: He pitched three fine games in a row in late July. On July 22 he went the route to beat Oakland, 4-1; on July 26 he pitched a route-going five hitter to beat Seattle, 12-1, and then defeated Milwaukee, 2-1, in his 8.2 inning one-hitter (see "Masterpiece" above). In that period he worked 26.2 innings, gave up only three runs and 13 hits.

His 10 strikeouts vs. Seattle on July 22 were a season high (he walked none that day). His career high is 12 against Oakland on Sep. 30, '73 for the White Sox. Steve tied his career high for starts (32, also '75 for Cubs)...Six of his '79 wins were saved by Stanhouse.

He is believed to be the only player who has gone thru the re-entry system twice and to have been signed twice since its inception in '76.

White Sox: He did two tours with the White Sox ('73, '77-'78) and had a combined 33-35 record. In his last two seasons, however, he was 27-24.

'78 Season: He pitched a three-hit shutout vs. Cleveland on June 5, but lost a 1-0 two-hitter to the Rangers Jon Matlack on Aug. 15. In eight of his 12 losses, the White Sox were shutout or held to one run.

'77 Season: He led the surprising White Sox in wins (15). That season the Pale Hose shocked the experts with a 90-72 record and a third place finish in the west under Bob Lemon.

'73 Season: After being traded to the Sox by the Giants in the deal for former Terp pitcher Tom Bradley, Steve was 4-4 thru June 8. Then he dropped seven straight decisions.

He finished that year on a high note, however, when he beat the world champion A's, 1-0, with a career high 12 strikeouts.

Cubs: In Dec. '73 Steve was traded uptown by White Sox to the Cubs. He was 20-14 in his first two years with the Wrigleys and 23-20 overall.

In '75 he enjoyed his best percentage season (12-8, .600) and set career highs in starts (32, tied with '79) and innings (214). That year he won his first five decisions and was 11-5 on Aug. 14.

A sore shoulder limited his efforts to a total of 17 games and 75 innings in '76 (he was on the disabled list from Apr. 25 thru July 2).

Giants: Steve was signed originally by the Giants after they had selected him in the Jan. '69 free agent draft. He spent only 2½ years in the minors before coming up to the majors to stay.

In '71, Willie Mays' last year in a San Francisco uniform, he trained with the Giants as a non-roster player, then made the 25 man cut. He was 4-2 thru May, but experienced control problems after that, lost seven of eight decisions thru July 18 and was optioned to Phoenix. He was recalled in September, but was ineligible for the NLCS (Giants vs. Pirates).

N.L. Career Record (34-37): Atl. (5-2), Chi. (0-2), Cin. (0-4), Hou. (3-4), L.A. (2-2), Mon. (4-3), N.Y. (3-5), Phi. (4-4), Pit. (4-2), St. L. (2-4), S.D. (5-2), S.F. (2-3).

Low Hitters: He has pitched one 2-hitter (Aug. 15, '78 vs. Tex., lost 0-1); three 3-hitters and five 4-hitters during his major league career.

Minor League Highlights: He averaged virtually a strikeout per inning in the minors (399 in 400 innings)...In '69 at Fresno, he once struck out 17 in a nine inning game.

Amateur Background: He played two years at Kent State University (Kent, Ohio) where he was a batterymate of the late New York Yankees' catcher Thurman Munson. Steve was all-Mid American Conference and team captain junior year.

At Brush High School in Cleveland (graduated '65) he won all state honors with an 0.46 era as a junior and captained the club as a senior.

He had a two year record of 23-1 in the Cleveland Class A sandlot league for a club that was 60-7. He played Little League and American Legion baseball...Steve once pitched and won both ends of a doubleheader in legion ball.

He was a standout tennis player in his teens and won several city singles and doubles championships...He shot a hole-in-one at the age of 11, and had a 180 bowling average while at Kent State.

Personal: Graduated from Kent State in '70 with a teaching degree in history and government...He is a gourmet and wine connoisseur and is part owner of a group named "Lettuce Entertain You" which owns and operates eight restaurants, the most famous of which is the "Pump Room" at the Ambassador East Hotel in Chicago.

He writes poetry and has been published in Los Angeles, San Francisco and Chicago papers as well as in the National Jewish Monthly...Hobbies: reading, chess and racquet ball...Jewish...Single.

DALLAS MCKINLEY WILLIAMS, JR.


Born: Feb. 28, '58; 5' 11"; 165; Bats, L; Throws, L; Position: OF.

Birthplace/Residence: Born, raised and still lives in Brooklyn, N.Y.

Contract Status:

Tenure: None.

Signed Originally with: Baltimore.



YEAR CLUB	AVG.	G	AB	R	H	2B	3B	HR	RBI	BB	SO	SB	CS	HP
1976 Bluefield—1	.270	69	256	26	69	8	1	3	30	12	51	12	11	2
1977 Miami	.272	125	464	56	126	17	4	2	50	42	81	17	21	3
1978 Charlotte	.264	139	*549	52	145	17	4	2	35	31	82	24	10	3
1979 Charlotte	.277	133	519	68	144	25	2	12	52	38	51	15	8	0

Pro. Totals .271 466 1788 202 484 67 11 19 167 123 265 68 50 8

* Led league

1—Selected by Baltimore organization in June, '76, free agent draft (1st round regular phase)...Signed on 6/12/76.

1979: After working on an off-season weightlifting program, Dallas hit a career high 12 home runs, five more than in his first three professional seasons combined...Also set career highs in batting average (.277), runs batted in (52), doubles (25) and runs scored (68)...Led the Charlotte Orioles in at bats (519) and hits (144) and was second in hitting, runs and doubles.

Was batting just .258 (32-for-124) on May 19 when he went on a 13-game tear, hitting .393 (22-for-56) to raise his average to an even .300, his highest mark of the season...Hit his first career grand slam on May 30 vs. Knoxville. Batted .312 (39-for-125) over the final 32 games.

Went 4-for-8 in the Southern League Eastern Division playoffs when Columbus (second half leader) defeated Charlotte (first half leader), two games to none.

Was second among Southern League outfielders in putouts (319) for the second straight year and tied for second in assists(16)...Has 34 assists over the past two seasons and 55 in his four year career.

Pro Career: Was the 20th player drafted in nation in June '76...Signed by John Stokoe.

Has played in 94% of his team's games during his career...Led the Southern League in at bats (549) in '78...Has good speed with 68 career stolen bases, including high of 24 in '78.

Has participated in the Florida Instructional League in each of his four seasons.

Amateur Background: Won the Iron Horse Award (named after Lou Gehrig) as the outstanding high school baseball player in New York City '76...His school, Lincoln H.S. (Brooklyn), was 26-4 and won the N.Y.C. championship by defeating Columbus H.S. (Bronx), 10-4, in title game at Yankee Stadium.

At Lincoln, he earned three letters each in baseball and basketball...Was captain of both teams and earned all-city recognition in both sports...Was an honorable mention all-American in baseball senior year.

Played American Legion baseball...In '75, his legion team was runner-up for the New York State championship...That year, also, he was "mvp" in the New York City Federation all-star game, and his club won the Federation title.

Personal: One of 10 children...Family once recorded a gospel album...Single.

Miami, Fla. 33131—(305) 358-2541

Training Camp: Miami Stadium, 2301 N.W. Tenth Avenue,
Miami, Fla. 33127—(305) 633-9857

**Please direct all correspondence to Miami Stadium
and not to the DuPont Plaza**

First Workout Dates: Pitchers and Catchers—Mon. Feb. 25
Infielders and Outfielders—Sun., Mar. 2

★ ★ ★

SPRING SCHEDULE

Mar. Day	Opponent	Place	Time	Score	Bal.-Opp.
11 Tue.	Texas Rangers	Pompano Beach	1:30	—	—
12 Wed.	New York Yankees	Miami	7:30	—	—
13 Thu.	Univ. of Miami	Mark Light Field	7:30	—	—
14 Fri.	Atlanta Braves	West Palm Beach	1:30	—	—
*15 Sat.	New York Yankees	New Orleans	7:30	—	—
*16 Sun.	New York Yankees	New Orleans	1:30	—	—
17 Mon.	Chicago White Sox	Miami	7:30	—	—
18 Tue.	Texas Rangers	Miami	1:30	—	—
19 Wed.	Atlanta Braves	Miami	7:30	—	—
20 Thu.	Texas Rangers	Pompano Beach	1:30	—	—
*21 Fri.	New York Yankees	Ft. Lauderdale	8:00	—	—
*22 Sat.	Detroit Tigers	Miami	7:30	—	—
*23 Sun.	Toronto Blue Jays	Miami	1:30	—	—
24 Mon.	Kansas City Royals	Miami	1:30	—	—
25 Tue.	Philadelphia Phillies	Clearwater	1:30	—	—
26 Wed.	Detroit Tigers	Lakeland	8:00	—	—
27 Thu.	Boston Red Sox	Winter Haven	1:30	—	—
28 Fri.	Atlanta Braves	West Palm Beach	1:30	—	—
*29 Sat.	Cincinnati Reds	Miami	7:30	—	—
*30 Sun.	Texas Rangers	Miami	1:30	—	—
31 Mon.	Chicago White Sox	Sarasota	1:30	—	—

Apr.	1 Tue.	Kansas City Royals	Fort Myers	1:30	—
	2 Wed.	open			
	3 Thu.	Atlanta Braves	Miami	7:30	—
	*4 Fri.	New York Yankees	Miami	7:30	—
	†5 Sat.	New York Yankees	Ft. Lauderdale	1:30	—
	*6 Sun.	Texas Rangers	Pompano Beach	1:30	—
	7 Mon.	Cincinnati Reds	Tampa	1:30	—
	8 Tue.	Charlotte Orioles	Charlotte	7:30	—
	9 Wed.	open			
	10 Thu.	Opening Day	Chicago		

*Game to be broadcast on WFBR (1300) Radio.

†Game to be televised by WMAR (Channel 2).

TICKET DATA

For game and ticket information write or call Orioles' spring training ticket manager at Miami Stadium, 2301 N.W. Tenth Ave. . . . 635-5395 . . .
Prices: Box Seats—\$5.00 . . . Terrace Box—\$3.50 . . . General Admission—\$2.50 . . .
Senior Citizens' and Children's General Admission—\$1.50.

★ ★ ★

SPRING TRAINING NOTES

This is the 22nd straight spring the Orioles have trained in Miami. Over the last 21 years some 930,000 have watched the Birds in exhibition games at Miami Stadium. Last year the Orioles drew 44,110 in 12 Miami Stadium playing dates, an average of 3,676.

The permanent seating capacity at Miami Stadium is 9,548, but the Orioles and Yankees drew a standing room crowd of 12,464 for a Sunday afternoon game on March 14, 1965.

★ ★ ★

Orioles' spring training records, '54 thru '79: Hitting—Don Lenhardt (.462, 24-for-52) in '54 and Don Baylor (.438, 32-for-73) in '75 . . . Home Runs—8 by Baylor in '75, Tito Francona in '56 and Frank Robinson in '66 . . . RBI—25, by Francona in '56 and Gus Triandos, '59. See page 54 for previous spring training won-lost, attendance records.

See page 54 for previous spring training, won-lost, attendance records.

162

APRIL

SUN	MON	TUE	WED	THU	FRI	SAT
		1	2	3	4	5
6	7	8	9	10 *2:15 CHI.	11 2:15 CHI.	12 *2:15 CHI.
13 2:15 CHI.	14	15 2:00 K.C.	16 7:30 K.C.	17 6:30 K.C.	18 7:30 CHI.	19 7:30 CHI.
20 2:00 CHI.	21 *8:00 N.Y.	22 *8:00 N.Y.	23 *8:00 N.Y.	24 7:30 ROCH.	25 *8:35 K.C.	26 *2:15 K.C.
27 *2:35 K.C.	28 8:30 N.Y.	29 7:30 N.Y.	30 *7:30 N.Y.	O's Champ. Pennant Nite co-sponsored by Amer. Dairy Assn., Sat., April 19		

MAY

SUN	MON	TUE	WED	THU	FRI	SAT
				1	2 *8:35 TEX.	3 *8:35 TEX.
4 8:35 TEX.	5 8:30 MIN.	6 7:30 MIN.	7 7:30 MIN.	8 *8:30 MIL.	9 *8:30 MIL.	10 *2:30 MIL.
11 *2:30 MIL.	12 *8:30 TEX.	13 7:30 TEX.	14 7:30 TEX.	15	16 *8:00 DET.	17 2:15 DET.
18 *2:30 DET.	19 *7:35 CLE.	20 *5:35DH CLE.	21 *7:35 CLE.	22 7:30 DET.	23 7:30 DET.	24 7:30 DET.
25 2:00 DET.	26 8:30 CLE.	27 7:30 CLE.	28 6:30 CLE.	29	30 *8:30 MIN.	31 *2:15 MIN.

JUNE

SUN	MON	TUE	WED	THU	FRI	SAT
1 *2:15 MIN.	2 8:30 MIL.	3 7:30 MIL.	4 7:30 MIL.	5	6 10:30 CAL.	7 *10:00 CAL.
8 4:00 CAL.	9 4:30 OAK.	10 *10:30 OAK.	11 *4:30 OAK.	12 10:35 SEA.	13 *10:35 SEA.	14 10:35 SEA.
15 4:35 SEA.	16 8:30 CAL.	17 7:30 CAL.	18 7:30 OAK.	19 6:30 OAK.	20 7:30 SEA.	21 7:30 SEA.
22 2:00 SEA.	23	24 *6:30 TOR.	25 7:30 TOR.	26 7:30 TOR.	27 *7:30 BOS.	28 *2:20 BOS.
29 *2:00 BOS.	30 7:30 TOR.				Orioles Cap Day Sun., June 22	

JULY

SUN	MON	TUE	WED	THU	FRI	SAT
		1 *1:30 TOR.	2 7:30 TOR.	3 7:30 BOS.	4 7:30 BOS.	5 3:00 BOS.
6 2:00 BOS.	7	8 ALL-STAR LA.	9	10 *8:30 CHI.	11 8:30 CHI.	12 7:30 K.C.
13 2:00 K.C.	14 8:30 K.C.	15 *8:30 MIL.	16 8:30 MIL.	17 2:00 MIL.	18 7:30 TEX.	19 7:30 TEX.
20 2:00 TEX.	21 *8:30 MIN.	22 *8:30 MIN.	23 *8:30 MIN.	24	25 7:30 MIL.	26 7:30 MIL.
27 2:00 MIL.	28	29 *8:35 TEX.	30 *8:35 TEX.	31 *8:35 TEX.	O's Halter Top Day Sun., July 20	

AUGUST

SUN	MON	TUE	WED	THU	FRI	SAT
					1 7:30 MIN.	2 7:30 MIN.
3 2:00 MIN.	4	5 7:30 CHI.	6 7:30 CHI.	7 6:30 CHI.	8 *8:00 N.Y.	9 *8:00 N.Y.
10 *2:00 N.Y.	11 8:35 K.C.	12 *8:35 K.C.	13 8:35 K.C.	14 8:35 N.Y.	15 7:30 N.Y.	16 7:30 N.Y.
17 2:00 N.Y.	18	19 10:30 CAL.	20 10:30 CAL.	21 *10:30 CAL.	22 10:30 OAK.	23 *4:30 OAK.
24 4:30 OAK.	25 10:35 SEA.	26 *10:35 SEA.	27	28 6:30 CAL.	29 7:30 CAL.	30 7:30 CAL.
31 2:00 CAL.						

SEPTEMBER

SUN	MON	TUE	WED	THU	FRI	SAT
	1 7:30 SEA.	2 *7:30 SEA.	3 6:30 SEA.	4 7:30 OAK.	5 7:30 OAK.	6 7:30 OAK.
7 2:00 OAK.	8 *8:00 DET.	9 8:00 DET.	10 *8:00 DET.	11 7:30 TOR.	12 7:30 TOR.	13 *1:30 TOR.
14 1:30 TOR.	15	16 7:30 DET.	17 7:30 DET.	18 6:30 DET.	19 7:30 TOR.	20 7:30 TOR.
21 2:00 TOR.	22 8:30 BOS.	23 7:30 BOS.	24 7:30 BOS.	25	26 7:35 CLE.	27 2:05 CLE.
28 2:05 CLE.	29 7:30 BOS.	30 7:30 BOS.			Orioles Sky Concert Nite Labor Day, Sep. 1	

OCTOBER

SUN	MON	TUE	WED	THU	FRI	SAT
			1 7:30 BOS.	2	3 7:30 CLE.	4 7:30 CLE.
5 2:00 CLE.	6	7	8	9	10	11

ALL STARTING TIMES ARE EASTERN TIMES

DH—Doubleheader Home ☐ Away ☐
 (*)—Television Game—Subject to Change (o)—Television 2nd game
 B—Bargain Night.....\$1 off on Upper Reserved Seats
 G—Group Night.....Special Prices for Groups of 75 or more. Call Group Sales
 Department at 243-9800.
 (M)—McDonald's Nights.....Special Upper Reserved prices with qualifying purchase.
 Game times will be changed in event that Saturday afternoon or Monday night
 home games are selected for national television.