

# ORIOLES 1981 SCHEDULE

## APRIL

SUN	MON	TUE	WED	THU	FRI	SAT
			1	2	3	4
5	6	7	8	9	10	11
12	13	14	15	16	17	18
19	20	21	22	23	24	25
26	27	28	29	30		

## MAY

SUN	MON	TUE	WED	THU	FRI	SAT
					1	2
3	4	5	6	7	8	9
10	11	12	13	14	15	16
17	18	19	20	21	22	23
24	25	26	27	28	29	30
31						

## JUNE

SUN	MON	TUE	WED	THU	FRI	SAT
	1	2	3	4	5	6
7	8	9	10	11	12	13
14	15	16	17	18	19	20
21	22	23	24	25	26	27
28	29	30				

## JULY

SUN	MON	TUE	WED	THU	FRI	SAT
			1	2	3	4
5	6	7	8	9	10	11
12	13	14	15	16	17	18
19	20	21	22	23	24	25
26	27	28	29	30	31	

## AUGUST

SUN	MON	TUE	WED	THU	FRI	SAT
						1
2	3	4	5	6	7	8
9	10	11	12	13	14	15
16	17	18	19	20	21	22
23	24	25	26	27	28	29
30	31					

## SEPTEMBER

SUN	MON	TUE	WED	THU	FRI	SAT
			1	2	3	4
6	7	8	9	10	11	12
13	14	15	16	17	18	19
20	21	22	23	24	25	26
27	28	29	30			

## OCTOBER

SUN	MON	TUE	WED	THU	FRI	SAT
				1	2	3
4	5	6	7	8	9	10

ALL STARTING TIMES ARE EASTERN TIMES AND ARE SUBJECT TO CHANGE.

DH—Doubleheader Home ☐ Away ☐

B—Baseball Bargain Night—\$1 off on Upper Reserved Seats  
 G—Group Night—Special Prices for Groups of 75 or more. Call Group Sales Department (301) 243-9800  
 \*—Tentative Television Schedule—Subject to Change

## 1981 INFORMATION GUIDE

# Orioles



© 1981 TADDER/BALTIMORE



# BALTIMORE ORIOLES, INC.



**MEMORIAL STADIUM  
BALTIMORE, MD. 21218**

**Telephone (301) 243-9800**

**Ticket Office 338-1300**

**TWX (710) 234-1616**

## INDEX

ALCS Line Scores, O's '69, '70, '71, '73, '74, '79	54
All Star Games, O's Players, '54-'80	53
Announcers (Play-by-Play)	59
Attendance, '54-'80, vs. each opponent '80	2, 75
Awards, Major O's Winners	19
Baseball Writers/Announcers, Bal. & D.C.	58
Batting, Pitching, Fielding—O's '80 Statistics	24-25
Batting, O's Career Leaders	6
Batting, Individual vs. Opponents, '80 & Lifetime	33-35
Charitable Activities (O's Wives, Frito-Lay, Johns Hopkins, Epilepsy Telethon)	167
Curfew, Bal. & A.L.	20
Day-by-Day, '80	21-23
"Designated Hitters" Organization	63
Farm System	64
Fielding, O's Records, '80 & Lifetime	14, 36
Fielding, O's '80 Statistics	24
First Game in Baltimore, '54	15
Gold Gloves, O's Winners	18
Home Runs, O's Records & Grand Slams	9-10
Hall of Fame, O's	13
Hoffberger, Jerold C.—Biography	69
Memorial Stadium Data	3
Minor League Clubs, O's	64
Most Valuable Orioles, '54-'80	19
No-Hitters, O's & Opponents	12
Opponents, '80 Batting & Pitching vs. O's	29-32
Opponents, '80 Highlights vs. O's	44-52
Opponents Pitchers, Biggest Winners/Losers Lifetime	12
Oriole Advocates	58
Peters, Hank—Biography	70
Pitching, O's '80 Statistics	25
Pitching, O's vs. Opponents, '80 & Lifetime	26-28
Public Relations Directors	4
Radio-Television Data	59
Records Section, O's All-Time	7-15
Re-Entry Draft, O's	10
Roster, O's '54-'80	16-18
Roster, O's '80	66-67
Rules of Interest	20
St. Louis Browns	18
Save Rule	20
Spring Training, Schedule & Data	168, 90
Standings, Major League '80	10
Standing, O's '54-'80	5
Suspended Game Rule	20
Television-Radio Data	59
Ticket Information	3, 32
Three Hundred Hitters, O's '54-'80	6
Trade, O's Biggest	91
Trades, O's Inter-League '59-'80	57
Triple Plays	15
Twenty-Game Winners	11
Weaver, Earl—Biography	71
Williams, Edward Bennett—Biography	69
Winners, O's Biggest in Majors for 24 Years	14
Won-Lost Records, O's '54-'80	5
World Series Line Scores, O's '66, '69, '70, '71, '79	55-56
World Series Shares, O's	129

Produced by: Bob Brown, John Blake and Helen Conklin  
Proofreading by: Gwen Phillips and Beverly Weston  
Cover Photo: Morton Tadder, Tadder Inc.  
Cover Design: Don Schnably  
Printed by: French-Bray

"Orioles Fanfare", the official new Orioles' downtown Baltimore Novelty Center, is scheduled to open March 15 at Harborplace in the Light Street Pavilion (2nd Floor), Sam Smith Market.... Come and See Us.

## BALTIMORE ORIOLES ORGANIZATION

### OFFICERS

EDWARD BENNETT WILLIAMS	Chairman of the Board
JEROLD C. HOFFBERGER	President
HENRY J. PETERS	Executive Vice-President/General Manager
JACK DUNN, III	Vice-President/Stadium Operations
JOSEPH P. HAMPER, JR.	Vice-President/Finance
GERARD T. GABRYS	Treasurer
LAWRENCE LUCCHINO	Secretary/General Counsel

### BOARD OF DIRECTORS

EDWARD BENNETT WILLIAMS, JOSEPH P. DIMAGGIO, JACK DUNN, III, GERARD T. GABRYS, CHARLES H. HOFFBERGER, JEROLD C. HOFFBERGER, ZANVYL KREIGER, LAWRENCE LUCCHINO, HENRY J. PETERS, PETER P. WEIDENBRUCH, JR.

### FRONT OFFICE

JAMES J. RUSSO	Special Assistant to the General Manager
ROBERT W. BROWN	Public Relations Director
PHILIP E. ITZOE	Traveling Secretary
THOMAS A. GIORDANO	Director, Player Development & Scouting
ROBERT R. AYLWARD	Director of Business Affairs
JON RICHARDSON	Director of Sales
WALTER R. FREEMAN	Promotions & Community Relations Director
TIM GERAGHTY	Ticket Office Manager
JOHN C. BLAKE	Assistant Public Relations Director
JOHN J. MCCALL	Assistant Director, Player Development & Scouting
RALPH A. MORCROFT	Miami Coordinator
JOSEPH B. CODD	Assistant Ticket Manager
DREW M. SHEINMAN	Assistant Sales & Ass't. Promotions Dir.
DAVE DINERMAN	Washington Area Sales Representative
JOE FELPERIN	Ass't. Washington Area Sales Rep.
HERBERT E. ARMSTRONG	Consultant/President, Orioles Foundation

**ADMINISTRATIVE ASSISTANTS:** MAEVE BERKERIDGE (to Messrs. Peters & Itzoe)... ANN LANGE (to Messrs. Aylward & Dunn)... MICKEY TOLSON (to Mr. Freeman)... **Public Relations**—HELEN CONKLIN (to Mr. Brown), GWEN PHILLIPS (to Mr. Blake), CHARLES STEINBERG... **Ticket Department**—DENISE ADDICKS, DAISY GARLAND, LUCY KELLY, JIM KLINE, HELEN MCGUIRE, LORRAINE SAPP, ROY SOMMERHOF, JOAN WALSH, TRICIA ZERHUSEN... **Group Sales**—JANET DAVIDSON... **Baseball Department**—BARBARA BROWN, SHARON FERNANDES, GAIL STACK... **Accounting Department**—PAM NOWICKI, SHIRLEY SELBY, DIANA WEISS... **General Duties**—ED RIDGELY, CALVIN ROGERS, BERNIE ROSKOTT... **Switchboard**—BEVERLY WESTON (chief operator), DEBBY LUTMAN.

**GAME PERSONNEL:** **BaseBells**—ANN DAVISON (captain), CAROLYN BROWN, PAT EBERLE, RITA MCCARDELL... **Electrician**—AL SCRIMGER... **Press Box Supervisor**—VERNON JOINER... **Public Address Announcer**—REX BARNEY... **Supervisor, Ushers**—STANLEY FERGUSON... **Supervisor, Guards & Ticket Takers**—CHARLES JASPER... **Fan Relations Representative**—AL SMITH... **Press Box Attendants**—DAVID SHAUCK, FRED TRAUTMAN... **Press Box Runner**—SCOTT BROWN.

RONALD C. KING... **Manager, Volume Services (Concessions)**  
BEN ROTH... **Memorial Stadium Manager**  
TIM LATSHAW... **Assistant Memorial Stadium Manager**  
BEN FEINGOLD... **President, Stadia Operations, Inc. (scorecard)**

### ORIOLES HOTELS

City	Hotel	Area	Telephone
BOSTON	Sheraton Boston	(617)	236-2000
CALIFORNIA	Hyatt House, Anaheim	(714)	772-5900
CHICAGO	Continental Plaza	(312)	943-7200
CLEVELAND	Bond Court	(216)	771-7600
DETROIT	Detroit Plaza	(313)	568-8000
KANSAS CITY	Crown Center	(816)	474-4400
MILWAUKEE	Pfister Hotel and Tower	(414)	273-8222
MINNESOTA	Marriott Inn, Bloomington	(612)	854-7441
NEW YORK	New York Sheraton	(212)	247-8000
OAKLAND	Oakland Hyatt House	(415)	562-6100
SEATTLE	Doubletree Plaza	(206)	246-8220
TEXAS	Doubletree Inn, Dallas	(214)	691-8700
TORONTO	Hotel Toronto	(416)	869-3456



## ORIOLES ATTENDANCE INFORMATION

### ANNUAL ATTENDANCE FIGURES, 1954-1980

#### AT MEMORIAL STADIUM

Season	Attendance	Dates	Avg. Date	Attendance	Dates	Avg. Date	Season
1980	1,797,438	80	22,468	1,608,616	77	20,891	1980
1979	1,681,009	72	23,347	1,596,922	76	21,012	1979
1978	1,051,724	73	14,407	1,495,193	78	19,169	1978
1977	1,195,769	77	15,529	1,412,675	72	19,620	1977
1976	1,058,609	74	14,306	1,307,920	74	17,675	1976
1975	1,002,157	68	14,738	1,163,631	74	15,725	1975
1974	962,572	74	13,008	1,289,741	75	17,197	1974
1973	960,303	72	13,338	1,184,679	75	15,796	1973
1972	899,950	69	13,042	1,265,353	74	17,099	1972
1971	1,023,037	64	15,985	1,165,879	76	15,341	1971
1970	1,057,069	75	14,094	1,311,394	78	16,813	1970
1969	1,062,094	73	14,549	1,244,770	74	16,821	1969
1968	868,709	71	12,235	1,256,724	76	16,536	1968
1967	860,390	64	13,444	1,122,760	74	15,172	1967
1966	1,203,366	67	17,961	1,309,159	76	17,225	1966
1965	781,649	68	11,495	930,538	73	12,747	1965
1964	1,116,215	69	16,177	1,057,173	72	14,683	1964
1963	774,343	72	10,755	829,732	71	13,081	1963
1962	790,254	72	10,976	886,543	70	12,665	1962
1961	951,089	70	13,587	1,001,302	71	14,103	1961
1960	1,187,849	71	16,730	1,151,055	69	16,682	1960
1959	891,926	64	13,936	990,449	71	14,317	1959
1958	829,991	67	12,388	660,352	69	9,570	1958
1957	1,029,581	67	15,367	739,289	66	11,201	1957
1956	901,201	67	13,539	678,173	64	10,595	1956
1955	852,039	62	13,743	648,412	56	11,579	1955
1954	1,060,910	67	15,834	614,833	64	9,607	1954
Totals	27,851,243	1889	14,744*	29,923,267	1945	15,385*	Totals

\* Average annual attendance: home—1,031,528, away—1,108,269.

#### ORIOLES RECORD CROWDS

MEMORIAL STADIUM	Attendance	Date	Opponent
Largest Crowd	54,458	Oct. 9, '66	Dodgers (World Series)
Largest Crowd, Reg. Sea.	51,798	Sep. 18, '77	Red Sox ("Thanks Brooks")
Single Night Game	51,649	Aug. 16, '80	Yankees
Day Doubleheader	46,796	May 16, '54	Yankees
Night Doubleheader	45,814	June 23, '79	Tigers
Opening Day	50,244	Apr. 15, '80	Royals
Memorial Day	33,791	May 30, '56	Red Sox
Independence Day	45,339	July 4, '77	Tigers
Labor Day	40,305	Sep. 1, '80	Mariners
Five Date Series	249,605*	Aug. 14-15-16-17-18, '80	Yankees
Four Date Series	154,835	July 8-9-10-11, '77	Yankees
Three Date Series	138,793	Aug. 14-15-16, '64	Yankees
Two Date Series	69,569	July 1-2, '57	Yankees
Smallest Crowd	655	Aug. 17, '72	White Sox
All Star Game	48,829	July 8, '58	-----

#### ON THE ROAD

	Attendance	Date	Opponent
Largest Crowd	58,102	Aug. 9, '64	Yankees (Sun. DH)
Smallest Crowd	476	Sep. 19, '63	Angels (L.A.)
Single Series (3 dates)	156,458	Aug. 8-9-10, '80	Yankees (3 games)
Single Series (4 dates)	188,350	Aug. 3-4-5-6, '79	Yankees (4 games)

\*Major League Record

**1980 ATTENDANCE NOTES:** The Orioles set club records for both home and road attendance in 1980 while playing before over three million people for the second consecutive year. The Birds' total home attendance of 1,797,438 bettered the club's existing single season record set in 1979 by 116,429, which also represented the third largest increase in the American League behind Oakland and Detroit. The O's also averaged over 20,000 fans for the second consecutive season, although that figure was down slightly from 1979 as Baltimore had eight more home dates (80 as compared to 72) in 1980. It marked the sixth year in a row and the 14th time in 27 seasons in Baltimore that the O's have attracted one million people to Memorial Stadium.

The highlight of the season was a five date, five game series with New York from August 14-18 which drew 249,605, the largest attendance ever recorded for a single series in the history of major league baseball. It surpassed the previous record of 218,948 that attended a four date series between San Francisco and Los Angeles at Dodger Stadium in 1963 and was just the sixth series in major league history to attract 200,000. The Dodgers have had four 200,000+ series while the only other American League series over 200,000 was Boston at New York (206,016, four dates) in 1979.

(Continued on page 75)

## ORIOLES GAME AND TICKET INFORMATION

### Starting Times

Day Games and Doubleheaders	2:00 P.M.
Night Games	7:30 P.M.
Twilight/Night Doubleheaders	5:30 P.M.
Sat., Apr. 25	1:20 P.M.

(Eastern Daylight Time Starting Apr. 26)

### TICKET PRICES

Lower Box Seats	\$7.75
Terrace Box Seats	\$6.75
Mezzanine Box Seats	\$6.75
Upper Box Seats	\$5.50
Lower Reserved (Rows 26 to 41)	\$4.75
Upper Reserved	\$4.75
General Admission	\$3.75
Children (12 and under) and Senior Citizens...Children's discount not applicable on give-away days	\$2.50

### MEMORIAL STADIUM TICKET OFFICE

1000 block East 33rd Street  
Mon. thru Sat., 9 A.M. to 6 P.M.  
During Night Games until 8:30 P.M.  
Sundays when Club is at home, 12 Noon until 6 P.M.

### TICKET INFORMATION

Call (301) 338-1300  
See page 32 for complete list of ticket agencies and telephone charging services.

### SPECIAL TICKET PROGRAMS

**Student Discount Program:** High school and college students may purchase upper reserved seats, regularly priced at \$4.75, for just \$3.00 for many Orioles home games. Student membership cards can be obtained at high schools and colleges in the Baltimore area or at the Orioles office.

**Baseball Bargain Nights:** Every Monday night the Orioles are at home (except Labor Day) will be "Bargain" Night at Memorial Stadium. Upper reserved seats, normally sold for \$4.75, will be available on those dates for \$3.75 (a \$1 discount).

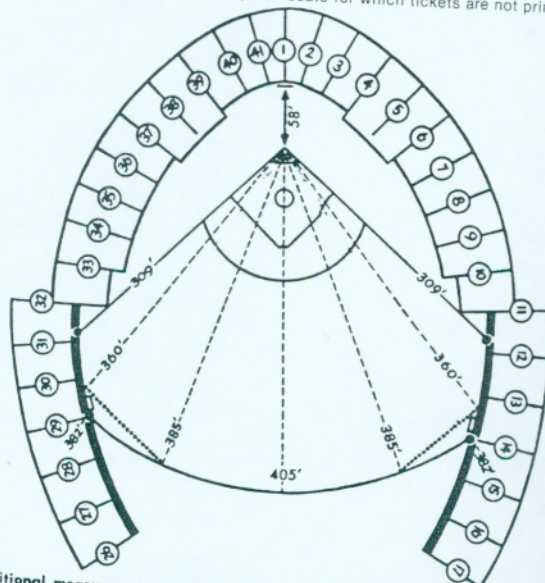
**Group Nights:** Special discount prices for groups of 75 or more in selected box and reserved seat areas will apply on home dates marked with a "G" on the schedule. Call the Orioles Group Sales Department at 243-9800 for further details.

### MEMORIAL STADIUM DATA

Lower Boxes	7,488 <sup>1</sup>	Lower Reserved	5,098 <sup>2</sup>
Terrace Boxes	3,519	Upper Reserved	9,278 (14,376)
Mezzanine Boxes	1,947	Gen. Adm. Lower	13,555
Upper Boxes	3,610	Gen. Adm. Upper	8,189 (21,744)
"Sky" Boxes	12 (16,576)		

CAPACITY: 52,696<sup>2</sup>

**NOTES:** Lower Stand Boxes (11,007), Lower Stand Box & Reserved (16,105), total including Mezzanine (12,888), total Upper Stand capacity (21,077)...A total of 723 seats were added to the upper deck in 1977 (35th row).  
<sup>1</sup> Includes 2,568 "field boxes" installed in '61.  
<sup>2</sup> Capacity does not include 864 "pole" seats for which tickets are not printed.



Additional measurements: Concrete wall—14 ft. high; Wire fence—7 ft. high.



# **BASEBALL PUBLIC RELATIONS DIRECTORY**

		Office	Private	Home
<b>Commissioner's Office</b>	Bob Wirz Chuck Adams Vince Nauss	212 586-7400	765-2177	203 762-9302 201 935-7417 212 761-7831
<b>American League</b>	Bob Fishel Phyllis Merhige	212 682-7000	682-7084	355-2433 429-6229
Baltimore	Bob Brown John Blake	301 243-9800	235-9710	337-2050 323-6902
Boston	Bill Crowley Dick Bresciani	617 267-9440	267-2890	444-8366 237-7618
California	Tom Seeborg Bobby Kargenian	714 937-6700	937-7217	586-2211 990-1007
Chicago	Chuck Shriver	312 924-1000	624-6480	529-6231
Cleveland	Bob DiBiasio Pete Spudich	216 861-1200	861-4454	221-4130 953-1830
Detroit	Dan Ewald Bob Miller	313 962-4000	962-0825	561-3226 851-5911
Kansas City	Dean Vogelaar Bruce Carnahan	816 921-8000	921-8154	229-6446 913 677-0715
Milwaukee	Tom Skibosh Mario Zilino	414 933-1818	933-6975	781-0157 481-9123
Minnesota	Tom Mee Laurel Prieb	612 854-4040	854-3670	447-2065 297-8602
New York	Larry Wahl David Szen	212 293-4300	293-1720	772-2437 201 569-9589
Oakland	Mickey Morabito	415 638-4900	635-7280	865-4406
Seattle	Randy Adamack Melody Tucker	206 628-3555	628-3319 628-3619	782-9119 743-2991
Texas	Burt Hawkins Dan Schimek	817 273-5222	273-5255 273-5256	275-8531 277-3816
Toronto	Howard Starkman Herb Morell	416 595-0077	595-0282	622-6245 457-1273
<b>Sports Information Center</b>	Joe Costanza Pete Palmer	617 328-4675		245-3055 862-2682
<b>National League</b>	Blake Cullen Katy Feeney Cathy Davis	212 582-4213	582-4584 582-4630 582-4213	757-2096 582-4639 814 835-2387
Atlanta	Wayne Minshew Bob Korch	404 522-7630	577-3667	987-9487 952-2959
Chicago	Peter Mead	312 281-5050	281-6956	432-3090
Cincinnati	Jim Ferguson	513 421-4510	421-2990	232-7590
Houston	Ed Wade Rick Rivers	713 749-9600	795-4717 799-9597	995-7544 664-4259
Los Angeles	Fred Claire Steve Brener	213 224-1306 224-1301	224-1310 224-1331	714 614-9383 368-9161
Montreal	Monique Giroux Richard Griffin	514 253-3434	253-3263	384-9924 844-0433
New York	Jay Horwitz Tim Hamilton	212 672-2000		201 546-5089 212 688-9183
Philadelphia	Larry Shenk Chris Wheeler	215 463-6000	755-9321 755-9322	302 798-4205 215 483-7563
Pittsburgh	Joe Safety Tom Bird	412 323-5000	323-5015 323-5018	941-5444 221-2581
St. Louis	Jim Toomey	314 421-3060	421-6450	966-3775
San Diego	Bob Chandler	714 283-4494	283-1790	279-1583
San Francisco	Duffy Jennings	415 468-3700	368-4700	929-1370
<b>Elias Sports Bureau</b>	Seymour Siwoff	212 869-1530		

## **WON-LOST RECORDS vs. EACH OPPONENT, 1980**

Orioles vs. A.L. West				Orioles vs. A.L. East			
	Home W-L	Away W-L	Total W-L		Home W-L	Away W-L	Total W-L
California	4-2	6-0	10-2	Boston	3-4	5-1	8-5
Chicago	4-2	2-4	6-6	Cleveland	3-3	3-4	6-7
Kansas City	4-2	2-4	6-6	Detroit	5-2	5-1	10-3
Minnesota	5-1	5-1	10-2	Milwaukee	3-3	4-3	7-6
Oakland	3-3	4-2	7-5	New York	4-3	3-3	7-6
Seattle	4-2	2-4	6-6	Toronto	6-0	5-2	11-2
Texas	2-4	4-2	6-6				
Totals	26-16	25-17	51-33	Totals	24-15	25-14	49-29
				Gr. Totals	50-31	50-31	100-62

## **WON-LOST RECORDS vs. EACH OPPONENT**

1954-1980			
Club	Home W-L	Away W-L	Total W-L
Bos.	135-114	112-136	247-250
Cal.	85-55	73-71	158-126
Chi.	127-90	104-114	231-204
Cle.	131-115	118-132	249-247
Det.	139-108	125-124	264-232
K.C.	47-22	35-36	82-58
Mil.	57-31	59-32	116-63
Min.	125-94	118-101	243-195
N.Y.	131-114	122-124	253-238
Oak.	127-87	124-97	251-184
Sea.	19-3	13-9	32-12
Tex.	93-58	100-50	193-108
Tor.	24-4	16-12	40-16
Totals	1240-895	1119-1038	2359-1933
	2135	2157	4292
	(.581)	(.519)	(.550)

## **ORIOLES STANDINGS, 1954-1980**

Yr.	W	L	Pct.	G.B.	Std.	Mgr.
1980	100	62	.617	3	2nd	Weaver
*1979	102	57	.642	(8)	1st	Weaver
1978	90	71	.559	9	4th	Weaver
1977	97	64	.602	2½	2-T	Weaver
1976	88	74	.543	10½	2nd	Weaver
1975	90	69	.566	4½	2nd	Weaver
*1974	91	71	.562	(2)	1st	Weaver
*1973	97	65	.599	(8)	1st	Weaver
1972	80	74	.519	5	3rd	Weaver
*1971	101	57	.639	(12)	1st	Weaver
*1970	108	54	.667	(15)	1st	Weaver
*1969	109	53	.673	(19)	1st	Weaver
1968	91	71	.562	12	2nd	Weaver†
1967	76	85	.472	15½	6-T	Bauer
1966	97	63	.606	(9)	1st	Bauer
1965	94	68	.580	8	3rd	Bauer
1964	97	65	.599	2	3rd	Bauer
1963	86	76	.531	18½	4th	Hitchcock
1962	77	85	.475	19	7th	Hitchcock
1961	95	67	.586	14	3rd	Harris†
1960	89	65	.578	8	2nd	Richards
1959	74	80	.481	20	6th	Richards
1958	74	79	.484	17½	6th	Richards
1957	76	76	.500	21	5th	Richards
1956	69	85	.448	28	6th	Richards
1955	57	97	.370	39	7th	Richards
1954	54	100	.351	57	7th	Dykes
Totals	2359	1933	.550			

\* Does not include A.L.C.S.  
† Weaver replaced Bauer on July 11, 1968.  
† Harris replaced Richards on Sep. 1, 1961.

## **ORIOLES WON-LOST RECORDS IN DIFFERENT BALLPARKS**

CALIFORNIA	.....	Wrigley Field (6-4, '61), Dodger Stadium (15-20, '62 thru '65), Anaheim Stadium (52-47, '66 thru '80).
KANSAS CITY	.....	Municipal Stadium vs. both A's and Royals (91-62, '54 thru '67, '69 thru '72), Royals Stadium (18-29, '73 thru '80).
MILWAUKEE	.....	County Stadium (54-31, '70 thru '80).
NEW YORK	.....	Yankee Stadium (113-115 '54 thru '73 and '76-'80), Shea Stadium (9-9, '74 thru '75).
OAKLAND	.....	Oakland Coliseum (48-33 '68 thru '80).
PHILADELPHIA	.....	Connie Mack Stadium (2-9, '54).
SEATTLE	.....	Sicks' Stadium (5-1, '69).
TEXAS	.....	Arlington Stadium (35-17, '72 thru '80).
WASHINGTON	.....	R.F.K. Stadium (65-33, '62 thru '72), Griffith Stadium vs. both D.C. franchises (51-34, '54 thru '61).

## **ORIOLES WON-LOST RECORDS vs. MULTI-CITY FRANCHISES**

CALIFORNIA	.....	Los Angeles (49-41, '61 thru '65), Anaheim (Cal.) (109-85, '66 thru '80).
MILWAUKEE	.....	Seattle Pilots (9-3, '69), Brewers (107-60, '70 thru '80).
MINNESOTA	.....	Washington (Griffith) Senators (89-65, '54 thru '60), Twins (154-130, '61 thru '80).
OAKLAND	.....	Philadelphia A's (10-12, '54), K.C. A's (151-104, '55 thru '67), Oakland A's (90-68, '68 thru '80).
TEXAS	.....	Washington (Expansion) Senators (135-61, '61 thru '71), Rangers (58-47, '72 thru '80).

## **ORIOLES MANAGERS' WON-LOST RECORDS**

Hank Bauer (407-318, .561)	Billy Hitchcock (163-161, .503)
Jimmie Dykes (54-100, .351)	Paul Richards (517-539, .490)
Luman York (17-10, .630)	Earl Weaver (1201-805, .599)



## ORIOLES CAREER BATTING LEADERS

### GAMES

2,896	B. Robinson
1,898	Belanger
1,763	Powell
1,700	Blair
995	D. Johnson
953	Triandos
934	Bumbry
925	Singleton
827	F. Robinson
815	Snyder

### HITS

2,848	B. Robinson
1,574	Powell
1,426	Blair
1,281	Belanger
995	Singleton
952	Bumbry
904	D. Johnson
882	F. Robinson
794	Triandos
744	L. May

### HOME RUNS

303	Powell
268	B. Robinson
179	F. Robinson
142	Triandos
131	Singleton
126	Blair
124	Gentile
123	L. May
111	Murray
94	DeCinces

### EXTRA BASE HITS

818	B. Robinson
557	Powell
446	Blair
340	F. Robinson
307	Singleton
268	D. Johnson
267	Triandos
247	Murray
244	DeCinces
236	Brandt
236	L. May

### AT BATS

10,654	B. Robinson
5,912	Powell
5,606	Blair
5,595	Belanger
3,489	D. Johnson
3,321	Singleton
3,282	Bumbry
3,186	Triandos
2,948	Aparicio
2,941	F. Robinson

### DOUBLES

482	B. Robinson
269	Blair
243	Powell
186	D. Johnson
171	Belanger
164	Singleton
153	Bumbry
143	F. Robinson
138	DeCinces
137	Grich

### TOTAL BASES

4,270	B. Robinson
2,748	Powell
2,175	Blair
1,598	F. Robinson
1,576	Singleton
1,571	Belanger
1,351	Triandos
1,320	D. Johnson
1,310	Bumbry
1,238	L. May

### BATTING PCT.

.303	Nieman
.301	Boyd
.300	F. Robinson
.300	Singleton
.291	T. Davis
.291	Murray
.290	Bumbry
.284	Rettenmund
.280	Snyder
.280	Woodling

### RUNS

1,232	B. Robinson
796	Powell
737	Blair
661	Belanger
555	F. Robinson
524	Bumbry
485	Singleton
432	Grich
408	Buford
392	Brandt

### TRIPLES

68	B. Robinson
51	Blair
41	Bumbry
34	Aparicio
31	Belanger
27	Grich
22	Brandt
20	Boyd
20	Snyder
18	F. Robinson

### RUNS BATTED IN

1,357	B. Robinson
1,063	Powell
567	Blair
545	F. Robinson
520	Singleton
517	Triandos
487	L. May
398	Gentile
398	Murray
391	D. Johnson

### STOLEN BASES

199	Bumbry
167	Blair
166	Aparicio
164	Belanger
118	Baylor
85	Buford
77	Grich
55	Kelly
52	Rettenmund
43	Coggins

★ ★ ★

**.300 HITTERS:** In 1980 the Orioles had three qualifying .300 hitters for the first time in the club's history: Al Bumbry, .318... Ken Singleton, .304... Eddie Murray, .300... In 26 previous seasons the Birds had just 16 qualifiers over .300 (477 plate appearances from '54 thru '60 and 502 plate appearances since '61) and only twice ('69 & '77) did they have two in the same season... The complete list: 1956-Bob Nieman, .322... 1957-Bob Boyd, .318... 1959-Gene Woodling, .300... 1961-Jim Gentile, .302... 1962-Brooks Robinson, .303... 1964-Brooks Robinson, .317... 1966-Frank Robinson, .316... 1967-Frank Robinson, .311... 1969-Frank Robinson, .308 and Boog Powell, .304... 1970-Frank Robinson, .306... 1971-Merv Rettenmund, .318... 1973-Tommy Davis, .306... 1975-Ken Singleton, .300... 1977-Ken Singleton, .328 and Al Bumbry, .317

★ ★ ★

## —100 RBI MEN—

During the O's first seven years ('54 thru '60), nobody drove in 100 runs; then, in '61, Jim Gentile broke the barrier with gusto while accumulating 141 rbi, still a club record.

Since then, six different players have driven in 100 runs 11 times, including two last year: Boog Powell (3 times); Brooks, Frank and Ken Singleton (twice each); Lee May and Eddie Murray (once each).

By Year: **1961**—Gentile (141)... **1964**—Brooks (118)... **1966**—Frank (122), Powell (109) and Brooks (100)... **1969**—Powell (121) and Frank (100)... **1970**—Powell (114)... **1976**—May (109)... **1979**—Singleton (111)... **1980**—Murray (116) and Singleton (104).

## BALTIMORE ORIOLES RECORDS

1954 thru 1980

### BATTING

#### Individual—By Game

Most Hits	5	Luis Aparicio (3 times—all in '66); Bob Boyd, Tom Davis, Brooks Robinson, Don Baylor and Al Bumbry (Jun. 25, '73 and May 26, '79)—twice each; Gene Woodling, Clint Courtney, Billy Goodman, Jerry Adair, Russ Snyder, Mark Belanger (May 11, '74); Rich Coggins and Rich Dauer (Jun. 2, '80)
Most Runs	4	Merv Rettenmund (3 times); Don Buford, Bob Boyd, Norm Siebern (twice each); Bob Johnson, Luis Aparicio, Frank Robinson, Mark Belanger (Sep. 26, '70); Brooks Robinson, Don Baylor (Aug. 4, '75); Eddie Murray (Sep. 18, '78); and Ken Singleton (Apr. 15, '80)
Most Runs Batted In	9	Jim Gentile—May 9, '61 vs. Minnesota (A)
Most Doubles	4	Charlie Lau—Jul. 13, '62 vs. Cleveland (H) and Dave Duncan—Jun. 30, '75 vs. Boston (A)
Most Triples	3	Al Bumbry—Sep. 22, '73 vs. Milwaukee (A)
Most Home Runs		See Home Run Section
Most Total Bases	13	Boog Powell—Aug. 15, '66 vs. Boston (A) and Eddie Murray—Sep. 14, '80 vs. Toronto (A)
Most Stolen Bases	3	Luis Aparicio—5 times; Don Baylor—3 times; Don Buford, Paul Blair, Larry Harlow (Jun. 6, '78) and Al Bumbry (Sep. 27, '80)—once each
Most Bases on Balls	5	Bob Grich—Aug. 9, '75 vs. Chicago (A)
Most Consecutive Hits, Two or More Games	8	Brooks Robinson (twice)—Jul. 10 thru 15, '60 and Aug. 21 thru 23, '62 Bob Johnson—Jun. 23 thru 25, '63 Don Baylor—Aug. 13 thru 14, '73

#### Individual—By Season

	Record	Player	Year
Most Games	163	Brooks Robinson	1961 & 1964
Most At Bats	668	Brooks Robinson	1961
Most Runs	122	Frank Robinson	1966
Most Hits	205	Al Bumbry	1980
Most Singles	158	Al Bumbry	1980
Most Total Bases	367	Frank Robinson	1966
Most Doubles	38	Brooks Robinson	1961
Most Triples	12	Paul Blair	1967
Most Home Runs	49	Frank Robinson	1966
Most Runs Batted In	141	Jim Gentile	1961
Most Consecutive Games Hit Safely	22	Doug DeCinces	1978-79†
Most Consecutive Games Hit Safely, Season	21	Doug DeCinces	1978
Most Sacrifice Hits	23	Mark Belanger	1975
Most Sacrifice Flies	10	Brooks Robinson	'62, '64, '69
Most Stolen Bases	57	Jim Gentile	1962
Most Bases on Balls	118	Luis Aparicio	1964
Most Int. Bases on Balls	18	Ken Singleton	1975
Most Strikeouts	125	Boog Powell	1970
Fewest Strikeouts	7	Boog Powell	1966
Highest Batting Average	19	Clint Courtney (437 app.)	1954
Highest Slugging Average	328	Rich Dauer (618 app.)	1980
Most Hit by Pitch	646	Ken Singleton	1977
Most Pinch-Hits	20	Bob Grich	1961
Most Consecutive Pinch-Hits	24	Dave Philley	1974
Most Pinch-Hit RBI	6	Bob Johnson	1961
Most Grounded into Double Plays	18	Dave Philley	1964
	29	Brooks Robinson	1961

#### Club Batting

Most Runs, Inning	10	Jul. 8, '69† vs. N.Y. (H) and Apr. 29, '79 vs. Oak (A)
Most Runs, Game	19	Aug. 28, '57 vs. Cle. (A)
Most Runs, Game, at M.S.	18	Sep. 28, '73† vs. Cle. (A)
Most Runs, Game, Both Clubs	34	Jun. 26, '78, Bal. (10) vs. Tor. (24) (A)
Most Runs, Yielded, Inning	26	Aug. 14, '57, Bal. (6) vs. N.Y. (20) (H)
Most Runs Yielded, Game	12	Oct. 10, '65 to Bos. (A)
Largest Winning Margin	24	Jun. 26, '78 to Tor. (A)
Largest Losing Margin	20	Aug. 14, '57 to N.Y. (H)
Most Hits, Inning	17	Jul. 27, '69 vs. Chi. (17-0) (H)
	16	Apr. 30, '60 to N.Y. (0-16) (H)
	9	Jul. 8, '69† vs. N.Y. (H) and Aug. 28, '80 vs. Cal. (H)
Most Hits, Game	26	Aug. 28, '80 vs. Cal. (H) (9 inn.)
Most Hits, Game, Both Clubs	40	Aug. 28, '80, Bal. (26) vs. Cal. (14) (H) (9 inn.)
Most Hits Yielded, Game	24	Jun. 26, '78 to Tor. (A)
Most Doubles, Game	22	Jul. 11, '69† to Bos. (A)
	8	Aug. 26, '54 vs. Bos. (H), Sep. 7, '65 vs. N.Y. (A), Jun. 30, '66 vs. K.C. (A), and Aug. 28, '80 vs. Cal. (H)
Most Triples, Game	3	Four times, most recently Sep. 22, '73 vs. Mil. (A), all by Al Bumbry
Most Home Runs, Game		See Home Run Section
Most Total Bases, Game	39	Jul. 27, '69 vs. Chi. (H)
Most Stolen Bases, Game	5	Six times (all on road)... Most recently on 9/27/80 at Cle. (Bumbry-3, DeCinces, Garcia)

\*American League record.

†DeCinces' 22 game streak: 9/8/78 thru 4/6/79.



# BALTIMORE ORIOLES RECORDS

1954 thru 1980

## Club Batting (Cont.)

Most Left on Base, Game	21	Aug. 25, '68 vs. Bos. (H)
Highest Average, Season	273	1980
Lowest Average, Season	225	1968
Most Runs, Season	805	1980
Most Hits, Season	1523	1980
Most Total Bases, Season	2282	1969
Most Doubles, Season	258	1979
Most Triples, Season	49	1954
Most Sacrifice Hits, Season	110	1957
Most Sacrifice Flies, Season	59	1969
Most Stolen Bases, Season	150	1976
Most Bases on Balls, Season	717	1970
Most Strikeouts, Season	1019	1968
Most Hit by Pitch, Season	58	1974

★ ★ ★

## HOME RUN RECORDS

### Individual

Most Consecutive	41	Don Baylor, Jul. 1, '75 vs. Bos. (A) (1) and Jul. 2, '75 vs. Det. (A) (3)
Most, Game	3	Boog Powell, Aug. 10, '63 and Jun. 27, '64, both vs. Was. (A) and Aug. 15, '66 vs. Bos. (A); Eddie Murray, Aug. 29, '79 vs. Min. (A) and Sep. 14, '80 vs. Tor. (A); Curt Blefary, Jun. 16, '67 vs. Cal. (A); Paul Blair, Apr. 29, '70 vs. Chi. (A); Bob Grich, Jun. 18, '74 vs. Min. (H); Don Baylor, Jul. 2, '75 vs. Det. (A)
Most, Game at M.S.	3	Bob Grich, Jun. 18, '74 vs. Min.
Most, Game by Opp. at M.S.	4	Rocky Colavito, Cle., Jun. 10, '59
Most, Game by Opp. on Road	3	Preston Ward, K.C., Sep. 9, '58
Most, Season	49	Frank Robinson, 1966
Most, Season by Rookie	27	Eddie Murray, 1977
Most, Season by Pitcher	6	Jack Harshman, 1958
Most Grand Slams, Season	51	Jim Gentile, 1961
Most vs. One Opponent, Season	11	Frank Robinson (vs. Det.), 1966
Most Consec. Gs. Hit Home Run	64	Reggie Jackson, Jul. 18 thru 23, '76
Most, Season at M.S.	27	Frank Robinson, 1966
Most, Lifetime as Oriole	303	Boog Powell
Most, Lifetime at M.S.	138	Brooks Robinson
Most, Season by Opp.	9	Frank Howard, Was., 1968
Most, Season by Opp. at M.S.	5	Rocky Colavito, Det., 1962
Most, Lifetime by Opp.	67	Harmon Killebrew, Min.
Most, Lifetime by Opp. at M.S.	30	Harmon Killebrew, Min.
Most, Pinch-Hit, Season	3	Whitney Herzog, 1962; Sam Bowens, 1967; Pat Kelly, 1979
Most, Game	7	May 17, '67 vs. Bos. (A)
Most, Game by Opp.	6	Aug. 4, '56 by Chi. (A), Jun. 10, '59 by Cle. (H), Apr. 14, '79 by Mil. (A)
Most, Inning	4	May 17, '67 vs. Bos. (A) (Etchebarren, Bowens, Powell, D. Johnson)
Most, Succession	3 (4 times)	Apr. 30, '61 vs. Det. (A) (Gentile, Triandos, Hansen); Sep. 10, '65 vs. K.C. (H) (B. Robinson, Blefary, Adair); Sep. 4, '69 vs. Det. (A) (F. Robinson, Powell, B. Robinson); May 8, '79 vs. Oak. (H) (Murray, May, Roenicke)
Most, Game at M.S.	7	Jul. 26, '66 (Cle.-5, Bal.-2)
Both Clubs		
Most, Season	181	1979
Most, Season by Both		
Clubs at M.S.	156	1980
Most vs. One Club, Season		
Most, Pinch-Hit, Season	32 (vs. Det., 18 games)	1966

\*Included one in ALCS and one in WS.

**LONG HOME RUNS/MEMORIAL STADIUM:** The longest "measured" home run ever hit in Memorial Stadium was a 471' drive by Harmon Killebrew on May 24, 1964 off Milt Pappas over the hedge in left-center field. This exceeded by two feet the only other blast that has ever cleared the hedge. That was one by Boog Powell 469' to the same area off Boston's Don Schwall on June 22, 1962. Aside from these there have been three balls hit into the hedge (approximately 450'), by Mickey Mantle in 1954, by Powell in 1965 and by Frank Robinson in 1967.

Frank Robinson is the only player to have hit a ball completely out of Memorial Stadium. In the second game of a doubleheader with Cleveland on May 8, 1966, Frank hit a Luis Tiant offering over the left field stands and into the parking lot beyond, a drive that measured 451' on the fly and rolled to a stop 541' away from home plate.

## TOP 10 MAJOR LEAGUE CAREER HOME RUN LEADERS

1. Henry L. Aaron (RHB)	755	7. James E. Foxx (RHB)	534
2. George H. Ruth (LHB)	714	8. Theodore S. Williams (LHB)	521
3. Willie H. Mays (RHB)	660	9. Willie L. McCovey (LHB)	521
4. Frank Robinson (RHB)	586	10. Edwin L. Mathews (LHB)	512
5. Harmon C. Killebrew (RHB)	572	10. Ernest Banks (RHB)	512
6. Mickey C. Mantle (SWB)	536		

# BALTIMORE ORIOLES RECORDS

1954 thru 1980

## GRAND SLAM HOME RUNS

### Lifetime Grand Slams by Current Orioles

Total	At Bal.	Player
3	1	Ken Singleton (1) Sep. 29, '74 vs. Phi. (Mil.)—Ron Schueler (2) May 22, '76 vs. Det. (Bal.)—Jim Crawford (3) Aug. 6, '77 vs. Cal. (Cal.)—Ken Brett
3	1	Doug DeCinces (1) May 21, '76 vs. Det. (Bal.)—Ray Bare (2) Jul. 25, '78 vs. Tex. (Tex.)—Doyle Alexander (3) Aug. 26, '79 vs. Chi. (Chi.)—Steve Trout
3	2	Terry Crowley (1) Jul. 23, '72 vs. K.C. (K.C.)—Roger Nelson (2) Sep. 9, '77 vs. Cle. (Bal.)—Larry Anderson (3) Aug. 5, '80 vs. Chi. (Bal.)—Lamar Hoyt
2	1	John Lowenstein (1) Jun. 24, '74 vs. N.Y. (N.Y.)—Mike Wallace (2) Jul. 24, '79 vs. Sea. (Bal.)—Odell Jones
2	0	Eddie Murray (1) Apr. 28, '78 vs. Chi. (Chi.)—Lerrin LaGrow (2) Jul. 31, '79 vs. Mil. (Mil.)—Reggie Cleveland
1	0	Rick Dempsey Sep. 9, '79 vs. Bos. (Bos.)—Joel Finch
1	0	Gary Roenicke Sep. 18, '78 vs. Cle. (Cle.)—David Clyde
1	0	Dan Graham July 21, '80 vs. Min. (Min.)—Geoff Zahn
1	0	Jose Morales Jun. 19, '80 vs. Det. (Min.)—Dan Schatzeder

## GRAND SLAMS BY ORIOLES 1954 thru 1980

Total	At Bal.	Player	Total	At Bal.	Player
7	4	Boog Powell	1	0	Frank Baker
6	2	Jim Gentile	1	0	Don Buford
6	4	Brooks Robinson	1	0	Jim Busby
5	5	Lee May	1	0	Mike Cuellar
5	1	Gus Triandos	1	0	Rick Dempsey
4	3	Pat Kelly	1	0	Jim Dyck
3	2	Paul Blair	1	1	Tito Francona
3	2	Curt Blefary	1	0	Dan Graham
3	2	Terry Crowley	1	1	Dave Johnson
3	1	Doug DeCinces	1	0	Bob Kennedy
3	1	Reggie Jackson	1	0	Billy Klaus
2	1	Ken Singleton	1	1	John Lowenstein
2	1	Tommy Davis	1	1	Curt Motton
2	2	Bobby Grich	1	0	Albie Pearson
2	2	Elrod Hendricks	1	0	Dave Philley
2	0	Dave McNally	1	1	Merv Rettenmund
2	0	Eddie Murray	1	0	Gary Roenicke
2	0	Frank Robinson	1	1	Dick Williams
2	1	Billy Smith	1	0	Earl Williams
1	0	Gene Woodling			
	0	Luis Aparicio			
			86	45	Orioles Totals

**GRAND SLAM NOTES:** The Orioles hit three slams in '80, by Terry Crowley in Baltimore and by Dan Graham and Pat Kelly, both on the road (see above for details).

The O's opposition also hit three, including a pair by the Texas Rangers' Dave Roberts (May 14 off Paul Hartzell at Baltimore) and Bump Wills (July 19 off Sammy Stewart at Baltimore). . . Oakland's Tony Armas hit the other, off Stewart, in Oakland on June 11, to put an end to a 14-inning game.

**O's RECORD:** The Birds have twice belted eight grand slams—in 1979, all during the regular season, and in 1970, including one each in the ALCS (Mike Cuellar) and WS (Dave McNally).

**BOOG HOLDS O's LIFETIME RECORD:** Boog Powell holds the O's record for lifetime slams (7), but Lee May has hit the most at Memorial Stadium (5).

**GENTILE HIT 5 IN '61:** Jim Gentile set an American League record and tied a major league mark in '61 when he hit five home runs with the bases full. The major league record had been established by Ernie Banks in '55. . . Gentile also set a major league standard by hitting consecutive bases loaded home runs at Metropolitan Stadium (Minnesota) on May 9, '61 in the 1st inning off Pete Ramos and the 3rd off Paul Giel. . . In addition, Gentile had a run producing single in that game to set a club record for rbi in a game (nine).

**FRANK ROBINSON HIT 2 IN SAME GAME:** Frank Robinson became the second player in history to hit consecutive grand slams on Jun. 26, '70 at R.F.K. Stadium in Washington, in the 5th off Joe Coleman and 6th off Joe Grzenda. Later, Jim Northrup (then with Detroit) duplicated that



## GRAND SLAM NOTES (Cont.)

feat. Four other players (Lazzeri, Tabor, York and Cloninger) have hit two grand slams in a game, but they were not on consecutive plate appearances.

**BROOKS ROBINSON HIT SLAMS IN SUCCESSIVE GAMES:** Brooks Robinson once blasted bases loaded homers in successive games—at Dodger Stadium off Angels' Ken McBride on May 6, '62 and at Memorial Stadium off the K.C. A's Ed Rakow on May 9, '62.

**M McNALLY ONLY PITCHER WITH WS SLAM:** One of Dave McNally's two grand slams was hit in the '70 World Series, off the Reds' Wayne Granger (3rd game). . . Dave's was the 12th grand slam in series history, but the only one ever hit by a pitcher.

**CUELLAR ONLY PLAYER WITH SLAM IN ALCS:** Until the Dodgers Ron Cey and Dusty Baker connected for slams in games one and two, respectively, of the 1977 NLCS, Mike Cuellar had been the only player ever to hit a bases loaded homer in a league championship series. He remains the only one ever to hit a grand slam in an ALCS game.

**OPPONENTS:** Four opponents have hit two grand slams in Memorial Stadium: Roy Sievers (Was.), Bill Skowron (N.Y.), Mike Epstein (Was.) and Rico Petrocelli (Bos.). . . In all, opponents have hit 57 grand slams off Baltimore pitching including 27 in Memorial Stadium. . . Neither Harmon Killebrew nor Mickey Mantle ever hit a grand slam against the O's although Killebrew has hit more home runs vs. O's than any other opponent as well as more in Memorial Stadium—67 (30) and Mantle ranks second with 54 (25).

Nobody has hit more than two slams vs. Orioles (home and/or road).

## FINAL 1980 MAJOR LEAGUE STANDINGS

### AMERICAN LEAGUE

#### Eastern Division

	Won	Lost	Pct.	GB
New York	103	59	.636	...
Baltimore	100	62	.617	3
Milwaukee	86	76	.531	17
Boston	83	77	.518	19
Detroit	84	78	.518	19
Cleveland	79	81	.494	23
Toronto	67	95	.414	36

#### WESTERN DIVISION

	Won	Lost	Pct.	GB
Kansas City	97	65	.599	...
Oakland	83	79	.512	14
Minnesota	77	84	.478	19½
Texas	76	85	.472	20½
Chicago	70	90	.438	26
California	65	95	.406	31
Seattle	59	103	.364	38

### NATIONAL LEAGUE

#### Eastern Division

	Won	Lost	Pct.	GB
Philadelphia	91	71	.562	...
Montreal	90	72	.556	1
Pittsburgh	83	79	.512	8
St. Louis	74	88	.457	17
New York	67	95	.414	24
Chicago	64	98	.395	27

#### WESTERN DIVISION

	Won	Lost	Pct.	GB
Houston	93	70	.571	...
Los Angeles	92	71	.564	1
Cincinnati	89	73	.549	3½
Atlanta	81	80	.503	11
San Francisco	75	86	.466	17
San Diego	73	89	.451	19½

## ORIOLES AND THE RE-ENTRY DRAFT

Year	O's Players Eligible	Signed With
1976	Wayne Garland (p) Bobby Grich (2b) Reggie Jackson (of) Royie Stillman (of)	Cleveland California New York (AL) Chicago (AL)
1977	Dick Drago (p) Ross Grimsley (p) Elliott Maddox (of)	Boston Montreal New York (NL)
1978	Al Bumbry (of)	Baltimore
1979	Don Stanhouse (p)	Los Angeles
	Players Signed by O's	Previous Club
1976	Billy Smith (if)	California
1978	Steve Stone (p) Al Bumbry (of)	Chicago (AL) Baltimore
1980	Jim Dwyer (of) Jose Morales (dh-c)	Boston Minnesota

## BALTIMORE ORIOLES RECORDS 1954 thru 1980

### PITCHING

#### Individual

Most Strikeouts, Game	14*	Bob Turley, 4/21/54 vs. Cle. (H)
Most Bases on Balls, Game	12†	Jack Fisher, 8/4/61 vs. N.Y. (H)
Most Innings Pitched, Game	16	Jerry Walker, 9/11/59† vs. Chi. (H)
Most Consecutive Shutout Innings	36	Hal Brown, 1961
Most Consecutive Shutouts	3	Jack Fisher, 1960; Hal Brown, 1961; Milt Pappas, 1964; Tom Phoebus, 1967; Jim Palmer, 1978
Most Consecutive Wins	17	Dave McNally, 9/22/68 to 8/3/69
Most Consecutive Wins, One Season	15	Dave McNally, 1969
Most Wins Over One Club, Season	6	Wally Bunker, vs. K.C., 1964
Most Losses to One Club, Season	5	Don Larsen, to Chi., 1954; Joe Coleman, to N.Y., 1954; Jim Wilson, to Cle., 1955
Most Wins by Opponent, Season	6	Bud Daley, K.C., 1959; 5—Pat Dobson, Cle., 1976; Joe Coleman, Det., 1973 (most since 1961 expansion)
Most Losses by Opponent, Season	5	Ned Garver, K.C., 1957; Dick Stigman, Min., 1963; Stan Williams, Cle., 1969; "Catfish" Hunter, N.Y., 1976

\* Club record is 21 set by 5 pitchers (Barber, Bunker, Watt, E. Fisher, S. Miller) on 6/4/67 vs. Was. (H) (19 inns.).

† Club record is 14 set on 4/30/68 by Howard (6), Brabender (5) and Watt (3).

### Individual Pitching—By Season

Record	Name	Year
Most Games	Stu Miller	1963
Most Games Started	Dave McNally	1969-70
Most Complete Games	Mike Cuellar	1970
Most Wins	Mike Cuellar	1970
Most Wins	Jim Palmer	1975
Most Losses	Stu Miller	1963
Best Won-Lost Pct.	Steve Stone	1963
Most Bases on Balls	Don Larsen	1960
Most Strikeouts	Dave McNally	1971
Most Innings Pitched	Bob Turley	1954
Most Shutouts	Dave McNally	1968
Most Home Runs Allowed	Jim Palmer	1975
Lowest E.R.A.	Jim Palmer	1975
Most Saves	Robin Roberts	1963
Most Wins, Reliever	Dave McNally	1968
Most Relief Points	Tim Stoddard	1980
	Stu Miller	1965
	Stu Miller	1965

### Club Pitching

Most Consecutive Shutouts	5*	9/2* thru 9/6/74 (Grimsley, Cuellar, Palmer, McNally, Cuellar)
Most Consecutive Shutout Innings	54*	9/1 (from 9th inn.) to 9/7/74 (thru 8th inn.)
Most Complete Games, Season	71	1971
Most Consecutive Complete Games, Season	7	1968
Most Shutouts, Season	21	1961
Most Strikeouts, Season	1070	1966
Most Bases on Balls, Season	688	1954
Fewest Bases on Balls, Season	395	1972
Lowest E.R.A., Season	2.53	1972

\* American League record

### ★ ★ ★ 20-Game Winners

Year	Pitcher	Record	Year	Pitcher	Record
1963	Steve Barber	20-13	1973	Jim Palmer	22-9
1968	Dave McNally	22-10	1974	Mike Cuellar	22-10
1969	Dave McNally	20-7	1975	Jim Palmer	23-11
	Mike Cuellar	23-11		Mike Torrez	20-9
1970	Dave McNally	24-9	1976	Jim Palmer	22-13
	Mike Cuellar	24-8		Wayne Garland	20-7
	Jim Palmer	20-10	1977	Jim Palmer	20-11
1971	Dave McNally	21-5	1978	Jim Palmer	21-12
	Mike Cuellar	20-9			
	Jim Palmer	20-9	1979	Mike Flanagan	23-9
	Pat Dobson	20-8			
1972	Jim Palmer	21-10	1980	Steve Stone	25-7
				Scott McGregor	20-8



## ORIOLES PITCHING (Cont.)

### Notes On 20-Game Winners

With Steve Stone (25) and Scott McGregor (20) each reaching the 20-win level in 1980, the Orioles have now produced at least one 20-game winner for 13 consecutive seasons (starting '68), a new major league record. The O's shared the previous mark with the New York Giants, who had Christy Mathewson to produce twelve straight 20-win seasons from 1903-14.

In this 13-year period, Baltimore has had twenty-two 20-game winning performances: eight by Jim Palmer, four each by Mike Cuellar and Dave McNally, and once each by Pat Dobson, Mike Torrez, Wayne Garland, Mike Flanagan, Stone, and McGregor. During the Orioles' first 14 years in Baltimore ('54 thru '67), the club's only 20-game winner was Steve Barber in 1963.

In 1971 four Baltimore pitchers reached the 20-win plateau. The only other foursome in the entire history of major league baseball to have achieved that feat were four hurlers from the 1920 White Sox (51 years earlier): Urban "Red" Faber-23, Claude Williams-22, Dickie Kerr-21 and Ed Cicotte-21. Despite that achievement, the White Sox finished second that year, two games behind Cleveland.

The four Orioles pitchers all won their 20th games within six days: McNally was the first on 9/21; then in a series in Cleveland, the other three joined him: Cuellar (9/24-1st game-clinched pennant), Dobson (9/24-2nd game), and Palmer (9/26).

Stone, whose 25 victories in 1980 were a new club record, won his 20th game on August 19 at California, thus becoming the earliest 20-game winner in club history and the earliest in majors since 1973. That year Wilbur Wood of the Chicago White Sox picked up his 20th win on July 30. Three other Orioles' hurlers have recorded their 20th wins in August: McNally (8/25) and Cuellar (8/27) in '71 and Palmer (8/30) in '75.

### ★ ★ ★ No-Hit Games (4)

Hoyt Wilhelm, vs. N.Y., 9/20/58 (H)  
\* Steve Barber-Stu Miller, vs. Det., 4/30/67\* (H)  
Tom Phoebus, vs. Bos., 4/27/68 (H)  
Jim Palmer, vs. Oak., 8/13/69 (H)

### One-Hit Games (23)

Joe Coleman, vs. N.Y., 9/9/54 (H)  
\* C. Johnson-G. Zuverink, vs. Chi., 6/21/56 (A)  
Hoyt Wilhelm, vs. N.Y., 5/22/59 (H)  
Hal Brown, vs. N.Y., 6/1/60 (H)  
Steve Barber, vs. K.C., 7/28/60 (H)  
Billy Hoelt, vs. Was., 8/19/61 (A)  
Wally Bunker, vs. Was., 5/5/64 (H)  
Wally Bunker, vs. K.C., 7/3/64 (H)

\* Orioles lost, 2-1, when Tigers scored twice in top of 9th inning . . . First Detroit run scored on Barber's wild pitch and deciding run scored on error.  
\* Johnson and Zuverink were beaten by Jack Harshman who also pitched one-hitter. . . Bertaina defeated Bob Meyer who also threw one-hitter. . . Score in both games was 1-0.

## NO-HITTERS BY OPPONENTS

Two no-hitters have been pitched against the Orioles in the 27 years they have been back in the American League, both by the Angels. Bo Belinsky was the first, on May 5, '62 at Dodger Stadium, winning 2-0 over Steve Barber . . . In 1975 Nolan Ryan no-hit the Orioles on June 1 at Anaheim Stadium, defeating Ross Grimsley, 1-0.

## BIGGEST LIFETIME WINNERS-LOSERS vs. ORIOLES

**Winners:** Whitey Ford, the Yankee Hall of Famer, still holds the distinction of having beaten the Orioles more often than any other even though he has been retired since '67. . . Ford was 30-16 lifetime against the Birds.  
He is followed by "Catfish" Hunter (26-24), Mickey Lolich (25-19), Billy Pierce (23-11), Early Wynn and Frank Sullivan (both 21-8), Jim Kaat (21-21), Earl Wilson (20-9), Luis Tiant (20-21), Jim Perry (20-22) and Camilo Pascual (20-23).

**Losers:** Hunter, the second biggest winner against the O's, is also the biggest loser (24) . . . It wasn't always thus. . . At one time he was 23-16 vs. the O's then lost eight of his last 11 decisions (from '76 thru '78, and had no record in '79).  
Others oft-beaten by the Birds are: Tiant and Jim Perry (22), Fritz Peterson (14-21), Kaat (21), Lolich (19) and Sam McDowell (9-19). . . Probably the least successful opponent was Jim Colborn, formerly of Milwaukee, K.C. and Seattle, who was 3-17 lifetime. . . Rudy May is 3-13 while Geoff Zahn is 0-7 and Jesse Jefferson 0-6.

## ORIOLES CAREER PITCHING LEADERS

ERA (500 or more innings)	WINS	LOSSES
S. Miller . . . . . 2.37	Palmer . . . . . 241	Palmer . . . . . 132
Wilhelm . . . . . 2.42	McNally . . . . . 181	McNally . . . . . 113
Watt . . . . . 2.73	Cuellar . . . . . 143	Cuellar . . . . . 88
Palmer . . . . . 2.74	Pappas . . . . . 110	Barber . . . . . 75
Dobson . . . . . 2.78	Barber . . . . . 95	Flanagan . . . . . 74
O'Dell . . . . . 2.87	Flanagan . . . . . 76	Flanagan . . . . . 53
Hall . . . . . 2.89	Hall . . . . . 65	H. Brown . . . . . 46
Hardin . . . . . 2.95	H. Brown . . . . . 62	Grimsley . . . . . 43
Phoebus . . . . . 3.06	D. Martinez . . . . . 52	Estrada . . . . . 41
Roberts . . . . . 3.09	McGregor . . . . . 51	Hall . . . . . 40
		D. Martinez . . . . . 40
STRIKEOUTS	INNINGS	SAVES (75 rule applied)
Palmer . . . . . 2,036	Palmer . . . . . 3,499	S. Miller . . . . . 88
McNally . . . . . 1,476	McNally . . . . . 2,653	Watt . . . . . 72
Cuellar . . . . . 1,011	Cuellar . . . . . 2,028	Hall . . . . . 51
Pappas . . . . . 944	Pappas . . . . . 1,632	Stanhouse . . . . . 45
Barber . . . . . 917	Barber . . . . . 1,415	Jackson . . . . . 39
Flanagan . . . . . 697	Flanagan . . . . . 1,128	Wilhelm . . . . . 35
Phoebus . . . . . 578	H. Brown . . . . . 1,032	T. Martinez . . . . . 34
Estrada . . . . . 517	D. Martinez . . . . . 863	Richert . . . . . 29
Hall . . . . . 499	Grimsley . . . . . 848	Stoddard . . . . . 29
D. Martinez . . . . . 441	Phoebus . . . . . 808	Drabowsky . . . . . 23
GAMES	SHUTOUTS	WON-LOST PCT. (50 or more decisions)
Palmer . . . . . 481	Palmer . . . . . 51	Stone . . . . . 720 (36-14)
McNally . . . . . 412	McNally . . . . . 33	Palmer . . . . . 646 (241-132)
Cuellar . . . . . 363	Cuellar . . . . . 30	Bunker . . . . . 620 (44-27)
Watt . . . . . 342	Pappas . . . . . 26	Cuellar . . . . . 619 (143-88)
Hall . . . . . 297	Barber . . . . . 19	Hall . . . . . 619 (65-40)
S. Miller . . . . . 297	Flanagan . . . . . 11	McNally . . . . . 616 (181-113)
Cuellar . . . . . 290	Phoebus . . . . . 11	McGregor . . . . . 607 (51-33)
Pappas . . . . . 264	McGregor . . . . . 10	Pappas . . . . . 598 (110-74)
Barber . . . . . 253	H. Brown . . . . . 9	Flanagan . . . . . 589 (76-53)
G. Jackson . . . . . 209	Dobson . . . . . 9	Dobson . . . . . 581 (36-26)
H. Brown . . . . . 204	Grimsley . . . . . 7	
	Hardin . . . . . 7	
	Roberts . . . . . 7	

## ORIOLES' "HALL OF FAME"

Gus Triandos, the Orioles slugging catcher in the 50's and early 60's has become the Orioles "Hall of Fame's" fifth member, having been elected by vote of selected sports writers and announcers and veteran members of the Oriole Advocates in February.

Brooks and Frank Robinson were charter inductees in '77; Dave McNally was the only addition in '78, and Boog Powell was selected in '79. No one was elected in '80.

Triandos will be formally inducted on Sunday, April 26 at Memorial Stadium prior to the Orioles-Red Sox game. To commemorate that event, the Orioles will give everyone attending the game a special full color Orioles "Hall of Fame" poster, featuring the five who have been enshrined.

Gus, who played in Baltimore from '55 thru '62, was the O's first genuine long ball threat. Among his 142 home runs were 30 in 1958 which gives him a share of the American League record, with Yogi Berra, for most home runs, season, by a catcher.

He is particularly well remembered for his role in one 1958 game. The date was Sep. 20. That day he caught the first no-hitter ever by an Oriole (Hoyt Wilhelm), and it was his record tying 30th home run that enabled the Birds to beat the Yankees that day, 1-0.

The Orioles "Hall of Fame" was created five years ago by the Oriole Advocates, in cooperation with the ballclub, to honor the outstanding players, managers and coaches who have represented the Orioles in the modern major league era, from '54 to the present.

To become a member, a candidate must be mentioned on 75% of the ballots cast. To qualify for nomination, he must have spent at least three seasons with the Orioles and be presently retired from active status.

Inductees are presented with a full size replica of their Orioles' lockers, and duplicates of these are displayed in the Hit 'n Run Club at the stadium.

Instrumental in making the "Hall of Fame" a reality were Allen Barrett and Jack Buckley, both past presidents of the Oriole Advocates. The chairman of the "Hall of Fame" committee this year is Richard Patterson, also a past president and a long-time member of the Advocates.

## JIM HENNEMAN'S SIMPLIFIED MAGIC NUMBER CALCULATING SYSTEM

For trailing club—add games won plus games left, then add one. Subtract number of games won by first place team. That's the magic number.



# BALTIMORE ORIOLES RECORDS

1954 thru 1980

## FIELDING

### Club—By Season

Most Double Plays.....	189	1977	Most Passed Balls.....	49†	1959
Most Errors.....	167	1955	Highest Fielding Pct.....	.9849†	1980
Fewest Errors.....	95*	1964	Most Consecutive Errorless Games.....	10	1962
Most Errorless Games.....	92†	1980			

\* Major League record—tied with 1977 Cincinnati Reds  
 \*\* American League record  
 † Major League record  
 ‡ Modern Major League record (since 1900)

### Individual A.L. and M.L. Fielding Records

SECOND BASE		
Most Consec. Errorless Games, Season	86 (AL)	Dauer '78
Most Consec. Errorless Games, League	89 (AL)	Adair '64-'65
Most Consec. Errorless Chances, Season	425 (ML)	Dauer '78
Most Consec. Errorless Chances, League	458 (ML)	Adair '64-'65
Highest Fielding Avg., Season (150 or more games)	.995 (ML)	Grich '73
Fewest Errors, Season (150 or more games)	5* (ML)	Adair '64
		Grich '73

THIRD BASE		
Most Seasons.....	23 (ML)	B. Robinson
Highest Fielding Avg., Lifetime (1,000 or more games)	.971 (ML)	B. Robinson
Most Games, Lifetime	2,870 (ML)	B. Robinson
Most Putouts, Lifetime	2,697 (ML)	B. Robinson
Most Assists, Lifetime	6,205 (ML)	B. Robinson
Most Chances, Lifetime	8,902 (ML)	B. Robinson
Most Double Plays, Lifetime	618 (ML)	B. Robinson
Most Yrs. Leading Lge. in Fldg. Avg.	11 (AL)	B. Robinson
Most Yrs. Leading Lge. in Games	8 (ML)	B. Robinson
Most Yrs. Leading Lge. in Assists	8 (ML)	B. Robinson
Most Yrs. Leading Lge. in Chances	8 (ML)	B. Robinson
Most Games, Season	81 (AL-tie)	B. Robinson
Most Games, Season	163 (AL)	B. Robinson

SHORTSTOPS		
Highest Fielding Avg., Lifetime (1,000 or more games)	.977 (AL)	M. Belanger

OUTFIELDERS		
Highest Fielding Avg., Season (100 or more games)	1.000† (ML-tie)	Russ Snyder '65
		Gary Roenicke '80

CATCHERS		
Most Passed Balls, Inning.....	3† (AL)	Gus Triandos (5/4/60)
		Myron Ginsberg (5/10/60)
		Charlie Lau (6/14/62)

\* Also held by Joe Morgan (Cin.) 1977  
 † Also held by Frank "Home Run" Baker  
 ‡ Held by many

## O'S HAVE BEST RECORD IN MAJORS—FOR LAST 24 YEARS

It was in 1957 that the Orioles first began to jell as a team. That year they finished at .500 (76-76) for the first time, after having gone 180-282 (.390) in their first three Baltimore seasons ('54-'55-'56).

During the 24 seasons that have elapsed from 1957 thru 1980, the O's have won more games than any other big league club and have compiled the best won-lost percentage. In that period they are 528 games over .500.

Listed below are the standings of the 16 clubs that have played during that entire 24-year span.

1. Orioles	2179-1651 (.570)	10. White Sox	1940-1899 (.505)
2. Yankees	2151-1689 (.560)	11. Braves	1930-1907 (.503)
3. Reds	2132-1704 (.556)	12. Twins, nee	
4. Dodgers	2124-1721 (.552)	Senators	1930-1908 (.503)
5. Pirates	2071-1767 (.540)	13. Phillies	1871-1967 (.487)
6. Giants	2003-1838 (.521)	14. Indians	1841-1991 (.480)
7. Cardinals	1988-1850 (.518)	15. A's	1805-2036 (.470)
8. Tigers	1986-1858 (.517)	16. Cubs	1791-2047 (.467)
9. Red Sox	1978-1862 (.515)		

Since the franchise came to Baltimore from St. Louis prior to the 1954 season (27 seasons thru '80), the O's have compiled the fourth best record in the majors—550 (2359-1933) behind: Yankees—569 (2447-1853). Dodgers—559 (2407-1899). Reds—552 (2372-1926). In those 27 seasons the Orioles have won 100 or more games five times ('69, '70, '71, '79, '80), an achievement bettered by only the Yankees (6). Baltimore's five 100-victory seasons in the last 12 years is unsurpassed.

# BALTIMORE ORIOLES RECORDS

1954 thru 1980

## GENERAL CLUB RECORDS

Longest Win Streak.....	14	{ Sep. 20, '70 thru Apr. 10, '71
		Aug. 12, '73 thru Aug. 27, '73
Longest Win Streak (Season).....	14	Aug. 12, '73 thru Aug. 27, '73
Longest Losing Streak.....	14	Aug. 11 thru Aug. 25, '54
Longest Game, by Innings.....	19	Jun. 4, '67 vs. Was. (H)
Longest Game, by Time.....	5:27	Aug. 25, '68 vs. Bos. (H), (18 inn.)
		(Bal. 3, Bos. 2)
	3:47	Aug. 14, '55† vs. N.Y. (H) (9 inn.)
		(Bal. 6, N.Y. 20)
Shortest Game, by Time.....	1:32	Sep. 26, '62† vs. K.C. (H)
Most Players Used, Game.....	24	Sep. 7, '58 vs. Bos. (H) (10 inn.)
Most Players Used Both Clubs, Game.....	42	Jun. 23, '54 vs. Bos. (H) (17 inn.)
Most Wins Over One Club, Season.....	15	vs. K.C. A's ('57) and Bos. ('60)
		vs. Was. ('63)—(since expansion)
		vs. N.Y. ('66)—(since expansion)
Most Consecutive Wins Over One Club.....	23†	vs. K.C. (May 10, '69 thru Aug. 2, '70)
Most Losses to One Club, Season.....	19	to Cle. ('54, '55), to N.Y. ('55)
Most Night Games Won, Season.....	79†	1980

† Major League record

## TRIPLE PLAYS

In 1980, the Orioles failed to complete a triple play for the first time since 1976. The club had executed just five triple plays in their first 23 years in Baltimore.

The Birds' last two triple plays ('78 & '79) were of the "around the horn" variety involving Doug DeCinces, Rich Dauer, and Eddie Murray. Brooks Robinson started the other three Orioles' "around the horn" triple plays, all in a five-year span from 1969-73. The complete list of O's triple plays:

Jun. 10, '79—at Bal.—Buddy Bell "gitp"...5-4-3 (D. DeCinces, R. Dauer, E. Murray).
Sep. 9, '78—at Tor.—Rich Cerone "gitp"...5-4-3 (D. DeCinces, R. Dauer, E. Murray).
Jun. 3, '77—at K.C. John Watham hit a sac fly to Pat Kelly in right. Fred Patek was caught off 1st and was out. Kelly to Mark Belanger to Billy Smith back to Belanger. Belanger then noticed Dave Nelson standing off 3rd base. He ran at him and tagged him out, completing the game-ending triple play and giving the O's a 7-6 win—9-6-4-6-6.
Sep. 29, '73—at Det.—Frank Howard "gitp"...5-4-3 (B. Robinson, B. Grich, T. Crowley).
Jul. 7, '73—vs. Oak. at Bal.—Gene Tenace "gitp"...5-4-3 (B. Robinson, B. Grich, E. Cabell).
Aug. 6, '69—vs. K.C. at Bal.—Eliseo Rodriguez "gitp"...5-4-3 (B. Robinson, D. Johnson, B. Powell).
Apr. 9, '59—at Was.—Ed Fitzgerald line drive...3-6-3 (B. Boyd, C. Carrasquel, B. Boyd).
Aug. 3, '55—vs. K.C. at Bal.—Art Ceccarelli "gidp" then runner was thrown out at home...3-6-2 (G. Triandos, W. Miranda, H. Smith).

The Orioles have hit into 13 triple plays in 27 seasons, the latest victim being Gary Roenicke against Oakland at Baltimore on May 7, '79. He grounded to third baseman Wayne Gross, who started an "around the horn" 5-4-3 triple play, the first executed against the Orioles since 1972. On four of the 13 occasions that the Birds' opponents have completed triple plays, Brooks Robinson has been the batter. Brooks grounded into one, lined into another, and two were "gidp's", with a runner then being thrown out between third and home.

## BIRDS' FIRST GAME IN BALTIMORE IN '54

The modern American League Orioles made their Baltimore debut in Memorial Stadium on April 15, 1954 before a crowd of 46,354 including Vice President Richard M. Nixon who threw out the first ball. Behind the seven hit pitching of Bob Turley who fanned nine, the Orioles of Jimmy Dykes defeated Paul Richards' White Sox, 3-1, in Baltimore's first American league game in 52 years. Chico Carrasquel, the Chicago shortstop, was the first to bat in the new stadium and singled off Turley.

Clint Courtney won the distinction of hitting the first home run in the brand new stadium (built on the site of the previous municipally owned ballpark used by the International League O's). It was a bases empty blast off Virgil Trucks who also yielded a solo homer to Vern Stephens in the fourth and was the losing pitcher.

The Birds' starting lineup in that game was: Bobby Young, 2b; Eddie Waitkus, 1b; Gil Coan, cf; Vic Wertz, rf; Sam Mele, lf; Stephens, 3b; Billy Hunter, ss; Courtney, c and Turley, p.

Many have forgotten that the O's opened that first season on the road, at Detroit, where Don Larsen lost to Steve Gromek, 3-0, on April 13 (the Birds' first game ever). The next day at Tiger Stadium (Apr. 14) Duane Pillette gave the O's their first victory, a 3-2 decision over Ray Herbert.



## ALL TIME ORIOLES ROSTER MANAGERS, COACHES AND PLAYERS

1954 thru 1980

### MANAGERS

BAUER, Hank ('64-'68)  
DYKES, Jimmie ('54)  
HARRIS, Luman (Sep. '61)  
HITCHCOCK, Bill ('62-'63)  
RICHARDS, Paul ('55-'61)  
WEAVER, Earl (July, '68-)

### COACHES

ADAIR, Jimmy ('60-'61)  
APPLING, Luke ('63)  
BAMBERGER, George ('68-'77)  
BAUER, Hank ('63)  
BRECHER, Harry ('54-'67)  
BUSBY, Jim ('61)  
ERMER, Cal ('62)  
FREY, Jim ('70-'79)  
HARRIS, Luman ('55-'61)  
HENDRICKS, Elrod ('78-)  
HOSCHKEIT, Vern ('68)  
HUNTER, Bill ('64-'77)  
JOHNSON, Darrell ('62)  
LOLLAR, Sherman ('64-'67)  
LAU, Charlie ('69)  
MILLER, Ray ('78-)  
OLIVER, Tom ('54)  
RIPKEN, Cal ('76-)  
ROBINSON, Eddie ('59)  
ROBINSON, Frank ('78-'80)  
SCARBOROUGH, Ray ('68)  
SKAFF, Frank ('54)  
STALLER, George ('62, '68-'75)  
VINCENT, Al ('55-'59)  
WEAVER, Earl ('68)  
WOODLING, Gene ('64-'67)

### PLAYERS

**A**  
ABRAMS, Cal ('54-'55)  
ADAIR, Jerry ('58-'66)  
ADAMS, Bobby ('56)  
ADAMSON, Mike ('67-'69)  
ALEXANDER, Bob ('55)  
ALEXANDER, Doyle ('72-'76)  
ANDERSON, John ('60)  
ANDERSON, Mike ('78)  
APARICIO, Luis ('63-'67)  
AVILA, Bobby ('59)  
AYALA, Benny ('79-)

**B**  
BAILOR, Bob ('75-'76)  
BAKER, Frank ('73-'74)  
BAMBERGER, George ('59)  
BARBER, Steve ('60-'67)  
BARKER, Ray ('60)  
BARNOWSKI, Ed ('65-'66)  
BAYLOR, Don ('70-'75)  
BEAMON, Charlie ('56-'58)  
BEENE, Fred ('68-'70)  
BELANGER, Mark ('65-)  
BERRY, Connie ('54)  
BERTAINA, Frank ('64-'67, '69)  
BESANA, Fred ('56)  
BICKFORD, Vern ('54)  
BIRNER, Werner "Babe" ('56)  
BLAIR, Paul ('64-'76)  
BLEFARY, Curt ('65-'68)  
BLYZKA, Mike ('54)  
BODDICKER, Mike ('80)  
BONNER, Bob ('80)  
BOSWELL, Dave ('71)  
BOWENS, Sam ('63-'67)  
BOYD, Bob ('56-'60)  
BRABENDER, Gene ('66-'68)  
BRANDT, Jack ('60-'65)  
BREEDING, Marv ('60-'62)  
BRIDGES, Jim ('54-'57)  
BRILES, Nelson ('77-'78)  
BROWN, Dick ('63-'65)  
BROWN, Hal ('55-'62)  
BROWN, Larry ('73)  
BRUNET, George ('63)  
BUFORD, Don ('68-'72)  
BUMBRY, Al ('72-)  
BUNKER, Wally ('63-'68)  
BURKE, Leo ('58-'59)  
BURNSIDE, Pete ('63)  
BUSBY, Jim ('57-'58, '60-'61)  
BUZHARDT, John ('67)  
BYRD, Harry ('55)

**C**  
CABELL, Enos ('72-'74)  
CARRASQUEL, Chico ('59)  
CARREON, Camilo ('66)

CASTLEMAN, Foster ('58)  
CAUSEY, Wayne ('55-'57)  
CECCARELLI, Art ('57)  
CHAKALES, Bob ('54)  
CHEVEZ, Tony ('77)  
CHISM, Tom ('79)  
CIMOLI, Gino ('64)  
COAN, Gil ('54-'55)  
COGGINS, Rich ('72-'74)  
COLEMAN, Joe ('54-'55)  
COLEMAN, Walter "Rip" ('59-'60)  
CONSUEGRA, Sandy ('56-'57)  
COREY, Mark ('79-)  
COURTNEY, Clint ('54, '60-'61)  
COX, Billy ('55)  
CRISCIONE, Dave ('77)  
CROWLEY, Terry ('69-'73, '76, '77-)  
CUELLAR, Mike ('69-'76)

### D

DAGRES, Angelo ('55)  
DALRYMPLE, Clay ('69-'71)  
DAUER, Rich ('76-)  
DAVANON, Jerry ('71)  
DAVIS, Tommy ('72-'75)  
DeCINCES, Doug ('73-)  
DELOCK, Ike ('53)  
DEMPSEY, Rick ('76-)  
DIERING, Chuck ('54-'56)  
DILLMAN, Bill ('67)  
DIMMEL, Mike ('77-'78)  
DOBSON, Pat ('71-'72)  
DORISH, Harry ('55-'56)  
DRABOWSKY, Moe ('66-'68, '70)  
DRAGO, Dick ('77)  
DROPO, Walt ('59-'61)  
DUKES, Tom ('71)  
DUNCAN, Dave ('75-'76)  
DUREN, Ryne ('54)  
DURHAM, Joe ('54, '57)  
DYCK, Jim ('55-'56)

### E

EPSTEIN, Mike ('66-'67)  
ESSEGAN, Chuck ('61)  
ESTRADA, Chuck ('60-'64)  
ETCHEBARREN, Andy ('62, '65-'75)  
EVERS, Walter "Hoot" ('55-'56)

### F

FARMER, Ed ('77)  
FERNANDEZ, Chico ('68)  
FERRARESE, Don ('55-'57)  
FINIGAN, Jim ('59)  
FIORE, Mike ('68)  
FISHER, Eddie ('66-'67)  
FISHER, Jack ('59-'62)  
FISHER, Tom ('67)  
FLANAGAN, Mike ('75-)  
FLINN, John ('78-'79)  
FLOYD, Bob ('68-'70)  
FOILES, Hank ('61)  
FORD, Dave ('78-)  
FORNIELES, Mike ('56-'57)  
FOX, Howie ('54)  
FRANCONA, Tito ('56-'57)  
FRAZIER, Joe ('56)  
FREED, Roger ('70)  
FRIDLEY, Jim ('54)  
FULLER, Jim ('73-'74)

### G

GAINES, Joe ('63-'64)  
GARCIA, Kiko ('76-)  
GARCIA, Vinicio ('54)  
GARDNER, Billy ('56-'59)  
GARLAND, Wayne ('73-'76)  
GASTALL, Tom ('55-'56)  
GENTILE, Jim ('60-'63)  
GILLFORD, Paul ('67)  
GINSBERG, Joe ('56-'60)  
GOODMAN, Billy ('57)  
GRAHAM, Dan ('80-)  
GRAY, Ted ('55)  
GREEN, Gene ('60)  
GREEN, Lenny ('57-'59, '64)  
GRICH, Bob ('70-'76)  
GRIMSLEY, Ross ('74-'77)

### H

HADDIX, Harvey ('64-'65)  
HALE, Bob ('55-'59)  
HALL, Dick ('61-'66, '69-'71)  
HAMRIC, Bert ('58)  
HANEY, Larry ('66-'68)  
HANSEN, Ron ('58-'62)  
HARDIN, Jim ('67-'71)  
HARLOW, Larry ('75, '77-'79)

## ALL TIME ORIOLES ROSTER PLAYERS

1954 thru 1980

HARPER, Tommy ('76)  
HARRISON, Bob ('55-'56)  
HARRISON, Roric ('72)  
HARSHMAN, Jack ('58-'59)  
HARTZELL, Paul ('80)  
HATTON, Grady ('56)  
HAZEWOOD, Drungo ('80)  
HEARD, Jehosie ('54)  
HELD, Mel ('56)  
HELD, Woodie ('66-'67)  
HENDRICKS, Elrod ('68-'72, '73-'76, '78-'79)  
HERZOG, Dorel "Whitey" ('61-'62)  
HOEFT, Billy ('59-'62)  
HOLDSWORTH, Fred ('76-'77)  
HOLTZMAN, Ken ('76)  
HOOD, Don ('73-'74)  
HOUTTEMAN, Art ('57)  
HOWARD, Bruce ('68)  
HUNTER, Bill ('54)  
HUTTO, Jim ('75)  
HYDE, Dick ('61)

### J

JACKSON, Grant ('71-'76)  
JACKSON, Lou ('64)  
JACKSON, Reggie ('76)  
JEFFERSON, Jesse ('73-'75)  
JOHNSON, Bob ('63-'67)  
JOHNSON, Connie ('56-'58)  
JOHNSON, Darrell ('62)  
JOHNSON, Dave ('65-'72)  
JOHNSON, David ('74-'75)  
JOHNSON, Don ('55)  
JOHNSON, Ernie ('59)  
JONES, Gordon ('60-'61)  
JONES, Sam ('64)

### K

KELL, George ('56-'57)  
KELLERT, Frank ('54)  
KELLY, Pat ('77-'80)  
KENNEDY, Bob ('54-'55)  
KERRIGAN, Joe ('78, '80)  
KIRKLAND, Willie ('64)  
KLAUS, Billy ('59-'60)  
KNOWLES, Darold ('65)  
KOKOS, Dick ('54)  
KOSLO, Dave ('54)  
KRENCHICKI, Wayne ('79-)  
KRETLOW, Lou ('54-'55)  
KRYHOSKI, Dick ('54)  
KUZA, Bob ('54-'55)

### L

LANDRITH, Hobie ('62-'63)  
LARSEN, Don ('54, '65)  
LAU, Charlie ('61-'63, '64-'67)  
LEHEW, Jim ('61-'62)  
LEHMAN, Ken ('57-'58)  
LENHARDT, Don ('54)  
LEONHARD, Dave ('67-'72)  
LEPPERT, Don ('55)  
LITTLEFIELD, Dick ('54)  
LOCKE, Charlie ('55)  
LOCKMAN, Whitey ('59)  
LOES, Billy ('56-'59)  
LOPAT, Eddie ('55)  
LOPEZ, Carlos ('78)  
LOPEZ, Marcelino ('67, '69-'70)  
LOWENSTEIN, John ('79-)  
LUEBKE, Dick ('62)

### M

MABE, Bobbie ('60)  
MADDOX, Elliott ('77)  
MAJESKI, Hank ('55)  
MARQUIS, Roger ('55)  
MARSH, Fred ('55-'56)  
MARSHALL, Jim ('58)  
MARTIN, Morrie ('56)  
MARTINEZ, Dennis ('76-)  
MARTINEZ, Tippy ('76-)  
MATCHICK, Tom ('72)  
MAXWELL, Charlie ('55)  
MAY, Dave ('67-'70)  
MAY, Lee ('75-'80)  
MAY, Rudy ('76-'77)  
MELE, Sam ('54)  
MIKSI, Eddie ('57-'58)  
MILLER, Bill ('55)  
MILLER, Dyer ('75-'77)  
MILLER, John ('62, '63, '65-'67)  
MILLER, Randy ('77)  
MILLER, Stu ('63-'67)  
MIRANDA, Willie ('55-'59)  
MITCHELL, Paul ('75)  
MOELLER, Ron ('56, '58)

MOLINARO, Bob ('79)  
MOORE, Ray ('55-'57)  
MORA, Andres ('76-'78)  
MORRIS, John ('68)  
MOSS, Les ('54-'55)  
MOTTON, Curt ('67-'71, '73-'74)  
MURRAY, Eddie ('77-)  
MURRAY, Ray ('54)  
MUSER, Tony ('75-'77)

### Mc

McCORMICK, Mike ('63-'64)  
McDONALD, Jim ('55)  
McGREGOR, Scott ('76-)  
McGUIRE, Mickey ('62, '67)  
McNALLY, Dave ('62-'74)

### N

NARUM, Buster ('63)  
NELSON, Bob ('55-'57)  
NELSON, Roger ('68)  
NICHOLSON, Dave ('60, '62)  
NIEMAN, Bob ('56-'59)  
NORDBROOK, Tim ('74-'76)  
NORTHUP, Jim ('74-'75)

### O

OATES, Johnny ('70-'72)  
O'DELL, Billy ('54, '56-'59)  
O'DONOGHUE, John ('68)  
OERTEL, Chuck ('58)  
OLIVER, Bob ('74)  
ORSINO, John ('63-'65)

### P

PAGAN, Dave ('76)  
PALICA, Erv ('55-'56)  
PALMER, Jim ('65-'67, '69-)  
PAPA, John ('61-'62)  
PAPPAS, Milt ('57-'65)  
PARROTT, Mike ('77)  
PATTON, Tom ('57)  
PEARSON, Albie ('59-'60)  
PENA, Orlando ('71, '73)  
PETERSON, Buddy ('57)  
PHILLIE, Dave ('55-'56, '60-'61)  
PHOEBUS, Tom ('66-'70)  
PILARCIC, Al ('57-'60)  
PILLETTE, Duane ('54-'55)  
PINIELLA, Lou ('64)  
POPE, Dave ('55-'56)  
PORTOCARRERO, Arnie ('58-'60)  
POWELL, Boog ('61-'74)  
POWERS, John ('60)  
POWIS, Carl ('57)  
PYBURN, Jim ('55-'57)

### Q

QUIRK, Art ('62)

### R

RAYFORD, Floyd ('80)  
REINBACH, Mike ('74)  
RETTENMUND, Merv ('68-'73)  
REYNOLDS, Bob ('72-'75)  
RICE, Del ('60)  
RICHERT, Pete ('67-'71)  
RINEER, Jeff ('79)  
ROBERTS, Robin ('62-'65)  
ROBINSON, Brooks ('55-'77)  
ROBINSON, Earl ('61-'62, '64)  
ROBINSON, Eddie ('57)  
ROBINSON, Frank ('66-'71)  
ROBLES, Sergio ('72-'73)  
ROENICKE, Gary ('78-)  
ROGOVIN, Saul ('55)  
ROWE, Ken ('64-'65)  
ROZNOVSKY, Vic ('66, '67)  
RUDOLPH, Ken ('77)

### S

SAKATA, Lenn ('80-)  
SALMON, Chico ('69-'72)  
SAVERINE, Bob ('59, '62-'64)  
SCHALLOCK, Art ('55)  
SCHMITZ, Johnny ('56)  
SCOTT, Mickey ('72-'73)  
SEGRIST, Kai ('55)  
SEVERINSEN, Al ('69)  
SHETRONE, Barry ('59-'60, '62)  
SHOPAY, Tom ('71-'72, '75-'77)  
SHORT, Billy ('62, '66)  
SIEBERN, Norm ('64-'65)  
SINGLETON, Ken ('75-)  
SKAGGS, Dave ('77-'80)  
SLEATER, Lou ('58)  
SMITH, Al ('63)  
SMITH, Billy ('77-'79)  
SMITH, Hal ('55-'56)  
SMITH, Nate ('62)



## ALL TIME ORIOLES ROSTER PLAYERS

1954 thru 1980

SNYDER, Russ ('61-'67)  
STANHOUSE, Don ('78-'79)  
STARRETTE, Herm ('63-'65)  
STEPHENS, Gene ('60-'61)  
STEPHENS, Vern ('54-'55)  
STEPHENSON, Earl ('77-'78)  
STEWART, Sammy ('78-)  
STILLMAN, Royle ('75-'76)  
STOCK, Wes ('59-'64)  
STODDARD, Tim ('78-)  
STONE, Dean ('63)  
STONE, Steve ('79-)  
STUART, Marlin ('54)  
SUNDIN, Gordon ('56)

T  
TASBY, Willie ('58-'60)  
TAYLOR, Joe ('58-'59)  
TEMPLE, John ('62)  
THOMAS, Valmy ('60)  
THOMSON, Bobby ('60)  
THRONEBERRY, Marv ('61-'62)  
TORREZ, Mike ('75)  
TRIANDOS, Gus ('55-'62)  
TROUT, Paul "Dizzy" ('57)  
TURLEY, Bob ('54)

V  
VALENTINE, Fred ('59, '63, '68)  
VINEYARD, Dave ('64)  
VIRGIL, Ozzie ('62)

W  
WAITKUS, Eddie ('54-'55)  
WALKER, Jerry ('57-'60)  
WARD, Pete ('62)  
WARWICK, Carl ('65)  
WATT, Ed ('66-'73)  
WERLEY, George ('56)  
WERTZ, Vic ('54)  
WESTLAKE, Wally ('55)  
WIGHT, Bill ('55-'57)  
WILHELM, Hoyt ('58-'62)  
WILLIAMS, Dick ('56-'58, '61-'62)  
WILLIAMS, Earl ('73-'75)  
WILSON, Jim ('55-'56)  
WOODLING, Gene ('55, '58-'60)

Y  
YOUNG, Bobby ('54-'55)

Z  
ZUPO, Frank ('57-'58, '61)  
ZUVERINK, George ('55-'59)

The list above contains only those who appeared for Orioles in at least one regular season game. Larry Doby, for example, was on roster during winter of '57-'58 but was traded before season started. Johnny Pesky, Bruce Swango and others were with club during a season but did not appear in any games.

## ORIOLES GOLD GLOVE AWARD WINNERS

Year	Player	Year	Player	Year	Player
1960	B. Robinson (3b)	1970	B. Robinson (3b)	1975	Belanger (ss)
1961	B. Robinson (3b)		D. Johnson (2b)		Grich (2b)
1962	B. Robinson (3b)		Blair (of)		Blair (of)
1963	B. Robinson (3b)	1971	B. Robinson (3b)		B. Robinson (3b)
1964	B. Robinson (3b)		Belanger (ss)	1976	Belanger (ss)
	Aparicio (ss)		D. Johnson (2b)		Grich (2b)
1965	B. Robinson (3b)		Blair (of)		Palmer (p)
1966	B. Robinson (3b)	1972	B. Robinson (3b)	1977	Belanger (ss)
	Aparicio (ss)		Blair (of)		Palmer (p)
1967	B. Robinson (3b)	1973	B. Robinson (3b)	1978	Belanger (ss)
	Blair (of)		Belanger (ss)		Palmer (p)
1968	B. Robinson (3b)		Grich (2b)	1979	Palmer (p)
1969	B. Robinson (3b)		Blair (of)	1980	None
	Belanger (ss)	1974	B. Robinson (3b)		
	D. Johnson (2b)		Belanger (ss)		
	Blair (of)		Grich (2b)		
			Blair (of)		

**Notes:** The Orioles had won at least one Gold Glove for 20 consecutive seasons until they were shutout in 1980, despite the fact that the Birds tied an all-time major league record for fewest errors by a club in a single season (95).

However, with a total of 45 Gold Gloves since the inception of the award in 1957, the Orioles lead the majors by a substantial margin over Cincinnati-37 (which was also blanked in '80), St. Louis-34, Pittsburgh-28, Boston and Yankees-26 each.

The O's have captured four Gold Gloves five different times, three on two occasions and two in six different seasons.

Multiple Orioles individual winners: Brooks Robinson-16; Paul Blair and Mark Belanger-8 each; Jim Palmer and Bobby Grich-4 each; Dave Johnson-3 and Luis Aparicio-2.

The Gold Glove awards are presented by *THE SPORTING NEWS* in cooperation with the Rawlings Sporting Goods Company to those players considered to be the best at their positions by vote of league managers and coaches.

Selection is based not only on consistency (i.e., fielding percentage), but also on range, overall ability and effectiveness.

## THE BIRDS AND THE BROWNS

The Baltimore Orioles were charter members of the American League when it began operation in 1901. However, after two seasons the club was moved to New York where it ultimately became known as the New York Yankees.

The franchise from which the current Orioles descend came into the A.L. in 1901 representing Milwaukee, but in 1902 was transferred to St. Louis and named the Browns. In 52 seasons (1902 thru 1953) the Browns were, perhaps, the most unsuccessful team in major league history. They were 3,416-4,465 (.433) and finished in the second division 40 times. They won their only pennant in 1944 then lost the world series in six games to their home town rivals, the Cardinals.

In June, 1951, Bill and Charles DeWitt sold their controlling interest to Bill Veech who operated the club for the next 2½ seasons. On September 29, 1953, he sold his shares to a group of Baltimore businessmen who brought major league baseball back to this city after a 51-year lapse.

## MAJOR ORIOLES AWARD WINNERS

**Most Valuable Player, A.L. (BBWAA):** Brooks Robinson (1964), Frank Robinson (1966), Boog Powell (1970).

**Cy Young Award, A.L. (BBWAA):** Mike Cuellar (1969, tied with Denny McLain), Jim Palmer (1973, 1975, 1976), Mike Flanagan (1979), Steve Stone (1980).

**Manager of the Year, Major League (The Sporting News):** Hank Bauer (1966), Earl Weaver (1977, 1979).

**Manager of the Year, A.L. (Associated Press):** Paul Richards (1960), Hank Bauer (1964, 1966), Earl Weaver (1973, 1977, 1979).

**Manager of the Year, A.L. (United Press International):** Earl Weaver (1979).

**Rookie of the Year, A.L. (BBWAA):** Ron Hansen (1960), Curt Blefary (1965), Al Bumbry (1973), Eddie Murray (1977).

**Rookie of the Year, A.L. (The Sporting News):** Ron Hansen (1960), Curt Blefary (1965), Al Bumbry (1973).

**Rookie Pitcher of the Year, A.L. (The Sporting News):** Wally Bunker (1964), Tom Phoebus (1967).

**Player of the Year, A.L. (The Sporting News):** Brooks Robinson (1964), Frank Robinson (1966).

**Pitcher of the Year, A.L. (The Sporting News):** Chuck Estrada (1960), Jim Palmer (1973, 1975, 1976), Mike Flanagan (1979), Steve Stone (1980).

**Player of the Year, Major League (The Sporting News):** Frank Robinson (1966).

**Executive of the Year, Major League (The Sporting News):** Harry Dalton (1970), Hank Peters (1979).

**Executive of the Year, Major League (United Press International):** Hank Peters (1979).

**Roberto Clemente Award (Commissioner's Office):** Presented annually to player "who best typifies the game of baseball, both on and off the field"—Brooks Robinson (1972).

**Joe Cronin Award (American League Office):** Presented annually to an American League player for significant achievement—Jim Palmer (1976), Brooks Robinson (1977).

**Most Valuable Player, World Series (Sport Magazine):** Frank Robinson (1966), Brooks Robinson (1970).

**Most Valuable Player, All Star Game (Commissioner's Office):** Now known as the Arch Ward Memorial Trophy—Billy O'Dell (1958), Brooks Robinson, (1966), Frank Robinson (1971).

## MOST VALUABLE ORIOLES

This award is presented annually by the Sports Boosters of Maryland to the most valuable Oriole player by vote of sportswriters and broadcasters who cover the club on a regular basis.

In 1980 Al Bumbry received 12 of the 14 first-place votes cast to win the award for the first time. Eddie Murray, the 1978 recipient, finished second in the voting and Steve Stone was third.

Brooks Robinson was selected as "most valuable Oriole" four times ('60, '62, '64, '71) while Frank Robinson ('66, '67, '71) and Ken Singleton ('75, '77, '79) are three-time winners. Brooks and Frank shared the honors in 1971, one of only two occasions that there has been a tie in the voting (Paul Blair and Mike Cuellar in '74 was the other time).

Stu Miller, Boog Powell, and Jim Palmer have each been selected twice. Past winners:

1954—Chuck Diering (of)	1968—Dave McNally (p)
1955—Dave Philley (of)	1969—Boog Powell (1b)
1956—Bob Nieman (of)	1970—Boog Powell (1b)
1957—Billy Gardner (2b)	1971—Brooks Robinson (3b) & Frank Robinson (of)
1958—Gus Triandos (c)	1972—Jim Palmer (p)
1959—Gene Woodling (of)	1973—Jim Palmer (p)
1960—Brooks Robinson (3b)	1974—Paul Blair (of) & Mike Cuellar (p)
1961—Jim Gentile (1b)	1975—Ken Singleton (of)
1962—Brooks Robinson (3b)	1976—Lee May (1b)
1963—Stu Miller (p)	1977—Ken Singleton (of)
1964—Brooks Robinson (3b)	1978—Eddie Murray (1b)
1965—Stu Miller (p)	1979—Ken Singleton (of)
1966—Frank Robinson (of)	1980—Al Bumbry (of)
1967—Frank Robinson (of)	



## RULES OF INTEREST

**Trading Regulations:** A.L. waivers are not necessary to assign a player contract from one club to another WITHIN THE LEAGUE from midnight on the last day of the season thru midnight, June 15 (Pacific Time).

A.L. waivers are necessary to assign a player contract from one club to another WITHIN THE LEAGUE from 12:01 A.M., June 16 thru midnight, the last day of the season (Pacific Time).

A.L. waivers are necessary before a player contract may be assigned from the A.L. to the N.L. except during inter-league trading period. Both A.L. and N.L. waivers are necessary between 12:01 A.M., June 16 and midnight, the last day of the season.

**Inter-League Trading:** Inter-League trading is permissible without first obtaining waivers during the following time periods:

- (1) from 12:01 A.M. on fifth day after completion of world series thru midnight preceding the last scheduled day of the winter meetings.
- (2) from 12:01 A.M., Feb. 15 thru midnight, March 15.

**Suspended Game Rule:** A game terminated for any of the following reasons will be a suspended game IF it has progressed far enough to be an official game (i.e., 4 1/2 or 5 innings): (1) a curfew imposed by law, (2) a pre-arranged time limit, and (3) darkness where local law prohibits turning on the lights.

A game terminated by light failure or malfunction of a mechanical device under the control of the home club will be a suspended game AT ANY TIME AFTER IT STARTS.

Beginning in 1980, if WEATHER forces the termination of a legal game while an INNING IS IN PROGRESS, it will become a suspended game if either of the following two conditions exists:

- (1) The visiting team has scored one or more runs to tie the game and the home team has not scored, or,
- (2) The visiting team has scored one or more runs to take the lead and the home team has not tied the score or taken the lead.

If a legal game is tied when called because of weather and neither situation listed above prevails, it is a tie game and must be re-played in its entirety.

Suspended games shall be resumed at the exact point of suspension immediately preceding the next scheduled single game between the two clubs on the same ground. If this is not possible, other provisions for resumption are specified in A.L. Regulation 3.8.

A game called at the END of a completed inning AFTER NINE INNINGS for any reason shall be a suspended game. Prior to 1969, the game would have been declared a tie and re-played in its entirety at a later date.

**Baltimore Curfew:** On week nights in Baltimore, no inning may be started after 11:59 P.M., but any inning in progress at that time may be played to completion. On Saturday nights in Baltimore, all play must stop at 11:59 P.M. regardless of the game situation.

In American League cities not governed by local curfews, no inning may start after 1:00 A.M., but any inning that begins prior to 1:00 A.M. may be played to completion.

**Batting/ERA Title Qualifications:** 502 or more plate appearances... 162 or more innings.

**Rookie Qualifications:** A player shall be considered a rookie unless, during a previous season or seasons, he has:

- (1) exceeded 130 at bats or 50 innings pitched in the majors, or (2) accumulated more than 45 days on the active roster of a big league club(s) prior to Aug. 31.

**Save Rule (10:20):** Credit a pitcher with a save when he is the finishing, but not the winning pitcher, and when he qualifies under one of the following conditions:

- (1) he enters the game with a lead of no more than three runs and pitches for at least one inning, or
- (2) he enters the game with the potential tying run either on base, at bat, or on deck, or
- (3) he pitches effectively for at least three innings regardless of his club's lead.

The current rule was adopted in 1975. Saves became official for the first time in '69... The original rule was amended in '73 then revised again in '75.

**"Game-Winning RBI"** is the run batted in that gives a club a lead it never relinquishes. (Note: If the run giving the club a permanent lead scores without benefit of an rbi (e.g., wild pitch, error, passed ball, gdp), then obviously no game winning rbi should be credited).

## ORIOLES DAY-BY-DAY RECORD—1980

Game No.	Opponent	Score	W/L	Pitchers of Record	Opponent	Date	Team Rec.	Pos.	G.B.	Cumul. Home Atten.	Home Date
1	Chicago	5-3	W	Palmer	Trout	4/10	1-0	1T		210,695	12
2	Chicago	4-8	L	Flanagan	Kravec	4/11	1-1	2T	1 1/2	220,402	13
3	Chicago	2-8	L	Stone	Dolson	4/12	1-2	4T	1 1/2	223,402	13
4	Chicago	2-5	L	Stewart-r	Baumgart'n	4/13	1-3	5T	1 1/2	239,942	14
5	KANSAS CITY	12-2	W	Palmer	Leonard	4/15	2-3	3T	1	50,244	1
6	KANSAS CITY	5-1	W	Flanagan-c	Gura-c	4/16	3-3	2T	1 1/2	57,670	2
7	KANSAS CITY	5-2	W	Stone	Gale	4/17	4-3	2	1 1/2	64,838	3
8	CHICAGO	5-2	W	Ford-c	Dolson	4/18	5-3	1	( 1/2)	77,547	4
9	CHICAGO	4-5(12)	L	T Mart'z-r	Farmer-r	4/19	5-4	2		102,786	5
10	CHICAGO	6-9	L	Stewart-r	Wortham-r	4/20	5-5	2	1 1/2	124,396	6
11	New York	2-3	L	Flanagan-c	John	4/21	5-6	4T	1 1/2		
12	New York	4-5	L	Stoddard-r	Underw'd-r	4/22	5-7	5	2		
13	New York	5-6	L	Palmer	Davis-r	4/23	5-8	5	2		
14	Kansas City	0-7	L	Stone	Gura-c	4/25	5-9	5T	2		
15	Kansas City	4-0	W	Flanagan-c	Gale	4/26	6-9	5T	3		
16	Kansas City	2-3	L	Ford-r	Spittorf-c	4/27	6-10	5T	3		
17	NEW YORK	3-4	L	McGregor	Tiant	4/29	6-11	5T	4	145,836	7
18	NEW YORK	7-4	W	Stone	Underwood	4/30	7-11	5T	3	163,002	8
19	Texas	7-5	W	Flanagan	Kern-r	5/02	8-11	5	2		
20	Texas	2-3	L	Palmer	Jenkins-c	5/03	8-12	6	3 1/2		
21	Texas	9-5	W	D. Mart'z-c	Comer	5/04	9-12	6	3 1/2		
22	MINNESOTA	2-4	L	Stone	Redfern	5/05	9-13	5	3 1/2	175,431	9
23	MINNESOTA	10-3	W	McGregor	Zahn	5/06	10-13	5	3 1/2	186,151	10
24	MINNESOTA	8-6	W	Stewart-r	Marshall-r	5/07	11-13	5	3 1/2	197,508	11
25	Milwaukee	1-9	L	D. Mart'z	Haas	5/08	11-14	5	4 1/2		
26	Milwaukee	5-5	W	Stone	Augustine	5/09	12-14	5	4		
27	Milwaukee	5-5	W	McGregor	Sorensen	5/10	12-15	5	4		
28	Milwaukee	4-5	L	Flanagan	Cleveland-r	5/11	12-16	5T	5		

\*second game of doubleheader  
( )—denotes games ahead

r—relief  
opponent in CAPS—home game

c—complete game  
opponent in lower case—away game



# ORIOLES DAY-BY-DAY RECORD—1980

Game No.	Opponent	Score	Pitchers of Record	Date	Team Rec.	Pos.	G.B.	Cumul. Home Atten.	Home Date
56	Seattle	4-1	W Stone-c	6/12	28-28	4	7 1/2		
57	Seattle	6-7	L Flanagan	6/13	28-29	5	8 1/2		
58	Seattle	8-9	L Hartzell-r	6/14	28-30	6	8 1/2		
59	Seattle	9-3	W Stewart-c	6/15	29-30	6	8 1/2		
60	CALIFORNIA	5-2	W Palmer	6/16	30-30	5	8 1/2	429,262	25
61	CALIFORNIA	5-3	W Stone-c	6/17	31-30	5	8 1/2	446,611	26
62	OAKLAND	3-2	W Flanagan-c	6/18	32-30	4	8 1/2	464,747	27
63	OAKLAND	4-3	W McGregor-c	6/19	33-30	4	8 1/2	480,238	28
64	SEATTLE	1-3	L Palmer	6/20	33-31	4	9 1/2	503,934	29
65	SEATTLE	9-0	D. Roberts	6/21	34-31	4	9 1/2	531,745	30
66	SEATTLE	5-7	L Stoddard-r	6/22	34-32	6	9 1/2	574,242	31
67	TORONTO	1-0	W McGregor-c	6/24	35-32	5	9	589,126	32
68	TORONTO	6-3	W Palmer-c	6/25	36-32	5	8	603,714	33
69	TORONTO	4-1	W Stone-c	6/26	37-32	5	7 1/2	616,737	34
70	Boston	2-3	L Flanagan-c	6/27	37-33	5	7 1/2		
71	Boston	8-4	W McGregor	6/28	38-33	5	7 1/2		
72	Toronto	9-7	W Stone	6/30	39-33	4	8		
73	Toronto	2-0	W Palmer	7/01	40-33	3	8		
74	Toronto	6-2	W Flanagan-c	7/02	41-33	3	8		
75	BOSTON	2-5	L McGregor	7/03	41-34	4	8	646,239	35
76	BOSTON	10-3	W Stone	7/04	42-34	4	8	674,907	36
77	BOSTON	0-1	L Palmer-c	7/05	42-35	4	8	703,158	37
78	BOSTON	4-6	L Flanagan	7/06	42-36	4	9	734,243	38
79	Chicago	9-2	W McGregor	7/10	43-36	4	9		
80	Chicago	4-5	L Palmer	7/11	43-37	4	9		

22

81	KANSAS CITY	3-1	W Stone	7/12	44-37	3	9	775,757	39
82	KANSAS CITY	1-5	L Flanagan	7/13	44-38	3T	10	797,068	40
83	KANSAS CITY	4-8	L McGregor	7/14	44-39	4T	11	820,554	41
84	Milwaukee	7-3	W Palmer	7/15	45-39	4	10		
85	Milwaukee	10-4	W Stone	7/16	46-39	3	10		
86	Milwaukee	1-0	W D. Mart'z	7/17	47-39	3	10		
87	TEXAS	8-7	W Flanagan	7/18	48-39	3	9	843,231	42
88	TEXAS	8-11(10)	L Stewart-r	7/19	48-40	3	10	870,447	43
89	TEXAS	1-7	L Palmer-c	7/20	48-41	4	10	890,520	44
90	Minnesota	7-8(11)	L T. Mart'z-r	7/21	48-42	—	—		
91	Minnesota	12-5	W Stone	7/21	49-42	4	9 1/2		
92	Minnesota	8-4	W Flanagan-c	7/22	50-42	4	9		
93	Minnesota	8-7	W McGregor	7/23	51-42	4	9		
94	MILWAUKEE	0-5	L Palmer	7/25	51-43	4	9	920,236	45
95	MILWAUKEE	4-1	W Stone	7/26	52-43	4	9	951,846	46
96	MILWAUKEE	5-4(12)	W Stoddard-r	7/27	53-43	3	8	974,415	47
97	TEXAS	4-3	W McGregor	7/29	54-43	2	7 1/2		
98	TEXAS	3-2	W Palmer	7/30	55-43	2	6 1/2		
99	TEXAS	4-7	L Stone	7/31	55-44	2	7 1/2		
100	MINNESOTA	3-2	W Flanagan-c	8/01	56-44	2	7 1/2	996,260	48
101	MINNESOTA	9-2	W McGregor-c	8/02	57-44	2	7 1/2	1,018,241	49
102	MINNESOTA	7-2	W Palmer	8/03	58-44	2	6 1/2	1,034,767	50
103	CHICAGO	8-2	W Stone	8/05	59-44	2	6	1,049,064	51
104	CHICAGO	4-1	W Flanagan	8/06	60-44	2	6	1,070,603	52
105	CHICAGO	2-1	W McGregor-c	8/07	61-44	2	5 1/2	1,092,353	53
106	New York	5-2	W Palmer	8/08	62-44	2	4 1/2		
107	New York	4-2	T. Und'w'd	8/09	63-44	2	3 1/2		
108	New York	6-5	W Stoddard-r	8/10	64-44	2	2 1/2		

23

\*second game of doubleheader  
( )—denotes games ahead

r—relief  
opponent in CAPS—home game

c—complete game  
opponent in lower case—away game



# ORIOLES 1980 INDIVIDUAL FIELDING

Player	Pos.	Pct.	G	PO	A	E	TC	DP	PB
Ayala	OF	1.000	19	20	2	0	22	1	—
Belanger	SS	.975	109	133	258	10	401	49	—
Bonner	SS	.889	3	2	6	1	9	1	—
Bumbry	OF	.990	160	488	7	5	500	1	—
Corey	OF	1.000	34	20	0	0	20	0	—
Crowley	1B	1.000	3	19	5	0	24	1	—
Dauer	2B	.991	137	320	368	6	694	110	—
DeCinces	3B	.970	35	14	50	2	66	5	—
	3B	.960	142	120	340	19	479	41	—
	1B	1.000	1	2	0	0	2	0	—
Dempsey	C	.987	112	531	54	8	593	8	5
	OF	1.000	6	3	0	0	3	0	—
	1B	1.000	2	10	1	0	11	2	—
Garcia	SS	.974	96	135	240	10	385	52	—
	2B	.989	27	41	52	1	94	13	—
	OF	1.000	1	1	0	0	1	0	—
Graham	C	.981	73	328	35	7	370	3	6
	3B	1.000	9	5	7	0	12	2	—
	OF	.000	1	0	0	0	0	0	—
Hazewood	OF	1.000	3	1	0	0	1	0	—
Kelly	OF	1.000	36	48	4	0	52	0	—
Krenchicki	3B	1.000	6	9	8	0	17	2	—
	2B	1.000	1	0	1	0	1	0	—
Lowenstein	OF	.992	91	128	3	1	132	0	—
May	1B	1.000	7	57	3	0	60	4	—
Murray	1B	.994	154	1369	77	9	1455	158	—
Rayford	3B	.900	4	2	7	1	10	0	—
	2B	.833	1	1	4	1	6	0	—
Roenicke	OF	1.000	113	197	8	0	205	1	—
Sakata	2B	.984	34	55	72	2	129	18	—
	SS	1.000	4	0	1	0	1	0	—
Singleton	OF	.984	151	248	3	4	255	1	—
Skaggs	C	1.000	2	8	1	0	9	1	0
(Pitchers)									
Player	Pct.	G	PO	A	E	TC	DP	PB	
Boddicker	.000	1	0	0	1	1	0	—	
Flanagan	.980	37	6	42	1	49	2	—	
Ford	1.000	25	4	8	0	12	0	—	
Hartzell	1.000	6	0	1	0	1	0	—	
Kerrigan	1.000	1	0	2	0	2	0	—	
Martinez, D.	1.000	25	5	16	0	21	1	—	
Martinez, T.	1.000	52	5	16	0	21	3	—	
McGregor	1.000	36	8	28	0	36	0	—	
Palmer	.962	34	14	37	2	53	6	—	
Stewart	.913	33	5	16	2	23	1	—	
Stoddard	1.000	64	4	9	0	13	1	—	
Stone	.952	37	14	26	2	42	1	—	
Team Totals	.985	162	4380	1818	95	6293	178	11	

★ ★ ★

## ORIOLES' MAJOR LEAGUE (PROFESSIONAL) DRAFT SELECTIONS, 1953 THRU 1980

1953..... Chuck Diering, of (\$15,000)	1963..... Mike Fiore, 1b (\$8,000)
Vinicio Garcia, if (\$7,500)	Jim Jankow, p (\$8,000)
1955..... Bob Boyd, 1b (\$10,000)	Bill McMahon, p (\$8,000)
1956..... Tommy Patton, c (\$10,000)	1964..... Byron Randolph, p (\$8,000)
1957..... Bert Hamric, of (\$15,000)	Ted Miller, p (\$8,000)
1960..... Hank Foiles, c (\$25,000)	John Jeter, of (\$8,000)
Dave Massarelli, c (\$12,000)	1965..... Moe Drabowsky, p (\$25,000)
1961..... Billy Short, p (\$25,000)	Gene Brabender, p (\$25,000)
Ozzie Virgil, c (\$25,000)	1966..... Owen Johnson, c (\$25,000)
Steve Cosgrove, p (\$12,000)	1967..... Elrod Hendricks, c (\$25,000)
1962..... Dave May, of (\$12,000)	1968..... Larry Miller, p (\$25,000)
Paul Blair, of (\$12,000)	1969..... Tom Shopay, p (\$25,000)
Roger Sorenson, of (\$8,000)	1972..... Mike Johnson, p (\$25,000)
1963..... Lou Jackson, of (\$25,000)	1976..... Mike Dimmel, of (\$25,000)
	1977..... Andy Replogle, p (\$25,000)

The major league draft is held annually at baseball's winter meetings, and is followed with a separate selection by National Association clubs from class AAA to A levels. Until 1958 major league clubs could draft players within a range between \$15,000 (for AAA players) and \$2,000 (for class D players). In 1958 the price for big league drafts rose to \$25,000.

However, in 1959, a first year player draft at the big league level was set up to discourage the payment of inordinately large bonus payments to free agents. The new rule provided that first year players could be selected at the major league level (if not protected on a major league team's 10 man roster) for \$12,000. In 1961 an even lower draft price was set up for more recent first year players. That figure was \$8,000.

That year, incidentally, the Baltimore organization set a record of sorts by being relieved of 19 eligible first year players (seven during the big league selections and 11 more during the minor league draft). In 1965 the first year player draft began to lose its significance and then disappeared in 1970.

## BALTIMORE ORIOLES STATISTICS—1980

### Final Official

### BATTING

Batter	Avg.	G	AB	R	H	2B	3B	HR	BB	SO	SH	SB	CS	SLG	OBP
Ayala	.265	76	170	28	45	8	1	10	33	3	19	21	0	0	0
Belanger	.228	113	268	37	61	7	3	0	22	1	12	25	11	0	0
Bonner	.000	4	4	1	0	0	0	0	1	0	0	0	0	0	0
Bumbry	.318	160	645	118	205	29	9	9	53	5	78	75	9	3	44
Corey	.278	36	36	7	10	2	0	1	2	0	5	7	0	0	0
Crowley	.288	92	233	33	67	8	0	12	50	7	29	21	2	2	0
Dauer	.284	152	557	71	158	32	0	2	63	6	46	19	6	6	3
DeCinces	.249	145	489	64	122	23	2	16	64	11	49	83	4	4	3
Dempsey	.262	119	362	51	95	26	3	9	40	2	36	45	4	1	3
Garcia	.199	111	311	27	62	8	0	1	27	2	24	57	3	2	0
Graham	.278	86	266	32	74	7	1	15	54	5	14	40	1	4	0
Hazewood	.000	6	5	1	0	0	0	0	0	0	0	0	0	0	0
Kelly	.260	89	200	38	52	10	1	3	26	4	34	54	0	3	0
Krenchicki	.143	9	14	1	2	0	0	0	0	4	1	3	0	0	0
Lowenstein	.311	104	196	38	61	8	0	4	27	5	32	29	0	3	0
May	.243	78	222	20	54	10	2	7	31	3	15	53	0	2	0
Murray	.300	158	621	100	186	36	2	32	116	16	54	71	0	6	2
Rayford	.222	8	18	1	4	0	0	0	1	0	0	0	0	0	0
Roenicke	.239	118	297	40	71	13	0	10	28	4	41	49	2	3	6
Sakata	.193	43	83	12	16	3	2	1	9	2	6	10	0	1	0
Singleton	.304	156	583	85	177	28	3	24	104	19	92	94	0	4	1
Skaggs	.200	2	5	0	1	0	0	0	0	0	0	0	0	0	0
PH Hitters	.255	631	75	161	23	3	27	114	18	61	122	1	5	0	3
DH Hitters	.295	183	24	54	13	0	6	40	8	23	45	0	4	2	1
Totals	.273	5585	805	1523	258	29	156	751	95	587	766	42	46	21	111
Murray L	.307	411	67	126	21	1	23	76	11	40	50	0	6	2	5
Murray R	.286	210	33	60	15	1	9	40	5	14	21	0	0	0	2
Singleton L	.306	382	58	117	19	1	16	75	14	70	58	0	3	0	0
Singleton R	.299	201	27	60	9	2	8	29	5	22	36	0	1	1	0

### PITCHING

Pitcher	W	L	ERA	G	GS	CG	SHO	SV	IP	H	R	ER	HR	BB	SO	HB	WP	BK	
Boddicker	0	1	6.43	1	1	0	0	0	7	6	6	5	1	5	4	0	0	0	
Flanagan	16	13	4.12	37	37	12	2	0	251	278	121	115	27	71	128	2	12	1	
Ford	1	3	4.24	25	3	1	0	1	70	66	34	33	11	13	22	2	4	0	
Hartzell	0	2	6.50	6	0	0	0	0	18	22	14	13	3	9	5	0	1	0	
Kerrigan	0	0	4.50	1	0	0	0	0	2	3	1	1	0	0	1	0	0	0	
Martinez D.	6	4	3.96	25	12	2	0	1	100	103	44	44	12	44	42	2	0	1	
Martinez T.	4	4	3.00	53	0	0	0	10	81	69	30	27	5	34	68	1	6	0	
McGregor	20	8	3.32	36	36	12	4	0	252	254	101	93	16	58	119	2	3	2	
Palmer	16	10	3.98	34	33	4	0	0	224	238	108	99	26	74	109	3	2	0	
Stewart	7	7	3.55	33	3	2	0	3	119	103	51	47	9	60	78	2	5	0	
Stoddard	5	3	2.51	64	0	0	0	26	86	72	27	24	2	38	64	1	3	0	
Stone	25	7	3.23	37	37	9	1	0	251	224	103	90	22	101	149	6	7	0	
Totals	100	62	3.64	352	162	42	10	41	1460	0	1438	640	591	134	507	789	21	43	4

**SHUTOUTS (10):** McGregor-4 (Cal., Det., N.Y., Tor.)...Flanagan-2 (K.C., Oak.)...Palmer & T. Martinez-2 (Cle., Tor.)...Stone-1 (Sea.)...D. Martinez & T. Martinez-1 (Mil.).

**LOW-HIT GAMES:** No-Hitter-none; One-Hitter-none; Two-hitters-3...McGregor-1 (Det.)...Stone-1 (N.Y.)...Stone & T. Martinez-1 (Cal.); Three-Hitters-3...McGregor-2 (Cal., Det.)...Stone & T. Martinez-1 (Det.); Four-Hitters-6...McGregor-2 (Cal., Tor.)...Ford-1 (Chi.)...Stone-1 (Sea.)...Palmer & T. Martinez-1 (Tor.)...Stone, T. Martinez, & Stoddard-1 (Oak.).

**NOTE:** The following Orioles' pitchers were listed in the starting lineups as designated hitters but never batted and were not credited with any games at dh: Flanagan-3...D. Martinez-1...T. Martinez-1...McGregor-1...Palmer-3...Stone-12.

### 1980 CLUB STATISTICS

	Won	Lost	Balto.	Opp.
One-Run Games.....	28	23	Errors.....	95
Two-Run Games.....	17	11	Double Plays.....	178
Night Games.....	79	44	Complete Games.....	42
Day Games.....	21	18	Stolen Bases.....	111
Extra Innings.....	6	6	Caught Stealing.....	38
Shutouts—Team.....	10	6	Doubles.....	258
Shutouts—Individual.....	7	5	Triples.....	29
vs. Righthanders.....	66	44	Home Runs.....	156
vs. Lefthanders.....	34	18	Home.....	75
Doubleheaders.....	2	0	Away.....	81
Split.....	3		Left on Base.....	1153
Starters.....	85	45		1111
Relievers.....	15	17		
Streaks.....	10	6		



## ORIOLES PITCHING

### LIFETIME INDIVIDUAL WON-LOST-SAVE RECORDS vs. EACH OPPONENT

American League Only							
Pitcher	Bos. W-L-S	Cal. W-L-S	Chi. W-L-S	Cle. W-L-S	Det. W-L-S	K.C. W-L-S	Mil. W-L-S
Flanagan	5-6	1-2	5-4	4-4	6-5	5-8	6-4
Ford	—	—	2-0	0-2	—	0-1-2	—
Martinez, D.	7-10-1	4-3	2-3-1	5-2	3-3	4-3-1	6-4
Martinez, T.	2-1-2	0-1-3	3-1-4	1-1-4	4-2-6	0-1-3	2-1-2
McGregor	2-5	5-2	5-2	5-2	9-1	2-4	1-5
Palmer	20-16	24-8	24-9	26-11	19-10	20-10	19-8-1
Stewart	2-0-1	2-0	1-2-1	1-1	3-1-1	1-1	2-3-1
Stoddard	1-0-3	2-0-2	1-0-2	1-0-3	0-1-3	0-1-2	1-1-2
Stone*	7-3	8-3	1-1	7-3	1-3	3-3	9-5
Pitcher	Min. W-L-S	N.Y. W-L-S	Oak. W-L-S	Sea. W-L-S	Tex. W-L-S	Tor. W-L-S	Totals W-L-S
Flanagan	8-2	6-7	10-3	6-2-1	4-2	10-4	76-53-1
Ford	1-0	1-0	—	—	0-1-1	—	4-4-3
Martinez, D.	1-2-1	1-5	4-0-1	8-1	2-2	5-2	52-40-5
Martinez, T.	1-1-4	5-4-5	3-1-3	1-0-2	4-0-4	2-0-3	28-14-45
McGregor	7-1-1	3-5	2-2	2-2-1	4-0-1	4-2-2	51-33-5
Palmer	18-10	25-15	18-12	2-3	19-16	7-4	241-132-2
Stewart	1-0	0-1	1-2	1-1	0-1	1-0	16-13-4
Stoddard	0-0-3	1-1-3	1-0-1	0-1	0-0-3	0-0-2	8-5-29
Stone	1-4	3-3	6-4-1	8-3	6-7	8-3	69-49-1

\*Stone is 1-4 vs Baltimore

★ ★ ★

### 1980 INDIVIDUAL W-L-S RECORDS vs. EACH OPPONENT

Pitcher	Bos. W-L-S	Cal. W-L-S	Chi. W-L-S	Cle. W-L-S	Det. W-L-S	K.C. W-L-S	Mil. W-L-S
Boddicker	—	—	—	0-1	—	—	—
Flanagan	1-2	0-1	1-1	0-2	2-0	2-1	0-1
Ford	0-0	0-0	1-0	0-1	—	0-1	0-0
Hartzell	—	—	—	0-0	—	—	0-0
Martinez, D.	1-0-1	—	0-0	0-0	1-0	1-0	1-1
Martinez, T.	1-0	0-0-1	0-1	0-1	1-1-1	0-0	1-0-1
McGregor	1-2	3-0	2-0	2-0	3-0	0-2	0-1
Palmer	0-1	3-0	1-1	2-1	1-0	1-1	1-1
Stewart	1-0-1	1-0	0-2	1-1	1-0-1	0-0	0-2-1
Stoddard	1-0-2	1-0-2	0-0-2	0-1-3	0-1-3	0-0-2	1-0-2
Stone	2-0	2-1	1-1	1-0	1-1	2-1	3-0
<b>Totals</b>	<b>8-5-4</b>	<b>10-2-3</b>	<b>6-6-2</b>	<b>6-7-3</b>	<b>10-3-5</b>	<b>6-6-2</b>	<b>7-6-4</b>
Pitcher	Min. W-L-S	N.Y. W-L-S	Oak. W-L-S	Sea. W-L-S	Tex. W-L-S	Tor. W-L-S	Totals W-L-S
Boddicker	—	—	—	—	—	—	0-1
Flanagan	3-0	0-2	3-1	0-1	2-0	2-1	16-13
Ford	0-0	0-0	—	0-0	0-1-1	0-0	1-3-1
Hartzell	—	—	0-0	0-1	0-1	—	0-2
Martinez, D.	0-0	0-1	—	1-1	1-0	0-1	6-4-1
Martinez, T.	0-1-3	0-0	0-0	0-0-1	0-0-2	1-0-1	4-4-10
McGregor	4-0	1-1	1-1	0-1	1-0	2-0	20-8
Palmer	1-0	2-1	0-1	1-1	1-2	2-0	16-10
Stewart	1-0	0-0	1-1	1-0	0-1	0-0	7-7-3
Stoddard	0-0-1	1-1-3	1-0-1	0-1	0-0-3	0-0-2	5-3-26
Stone	1-1	3-0	1-1	3-0	1-1	4-0	25-7
<b>Totals</b>	<b>10-2-4</b>	<b>7-6-3</b>	<b>7-5-1</b>	<b>6-6-1</b>	<b>6-6-6</b>	<b>11-2-3</b>	<b>100-62-41</b>

★ ★ ★

### 1980 CLUB PITCHING TOTALS vs. EACH OPPONENT

	ERA	W-L-SV	SHO	CG	IP	H	R-ER	HR
Total	3.64	100-62-41	10	42	1460	1438	640-591	134
Balto.	3.65	50-31-18	4	23	747	712	319-303	81
Away	3.64	50-31-23	6	19	713	726	321-288	53
vs. Bos.	4.50	8-5-4	0	3	116	135	61-58	14
Cal.	3.88	10-2-3	1	4	109	94	52-47	4
Chi.	4.04	6-6-2	0	2	107	115	51-48	12
Cle.	3.77	6-7-3	1	0	117	120	52-49	7
Det.	3.13	10-3-5	1	4	118	91	44-41	12
K.C.	2.84	6-6-2	1	3	104	105	40-33	5
Mil.	3.71	7-6-4	1	2	119	117	52-49	16
Min.	3.42	10-2-4	0	4	110	103	46-42	9
N.Y.	3.31	7-6-3	1	4	114	99	45-42	15
Oak.	3.49	7-5-1	1	5	111	113	46-43	9
Sea.	4.24	6-6-1	1	5	104	109	51-49	9
Tex.	4.88	6-6-1	0	1	107	127	63-58	15
Tor.	2.35	11-2-3	2	5	122	110	37-32	7

26

## ORIOLES INDIVIDUAL PITCHING

### 1980 and Lifetime

MIKE FLANAGAN									
	ERA	W-L-SH	IP	H	R-ER	HR	ERA	W-L-SH	IP
Total	4.12	16-13-2	251	278	121-115	27	3.74	76-53-11	1128
Bal.	4.50	6-6-0	106	119	54-53	14	3.29	40-20-7	569
Away	3.84	10-7-2	145	159	67-62	13	4.20	36-33-4	559
vs. Bos.	5.29	1-2-0	17	26	11-10	1	4.93	5-6-0	76
Cal.	9.35	0-1-0	8	14	9-9	0	4.83	1-2-1	31
Chi.	5.27	1-1-0	13	12	8-8	2	5.42	5-4-0	73
Cle.	5.93	0-2-0	13	21	9-9	2	3.32	4-4-0	86
Det.	3.75	2-0-0	24	22	12-10	6	3.40	6-5-2	113
K.C.	2.11	2-1-1	21	23	5-5	0	3.48	5-8-2	85
Mil.	4.29	0-1-0	21	22	11-10	3	4.47	6-4-0	88
Min.	3.21	3-0-0	33	32	12-12	1	3.40	8-2-0	111
N.Y.	4.50	0-2-0	18	23	11-9	3	4.08	6-7-0	103
Oak.	2.32	3-1-1	31	31	8-8	2	3.39	10-3-2	106
Sea.	7.11	0-1-0	12	16	10-10	3	3.19	6-2-0	79
Tex.	4.70	2-0-0	15	15	8-8	3	2.98	4-2-2	57
Tor.	2.95	2-1-0	21	21	7-7	1	2.98	10-4-2	114

DAVE FORD									
	ERA	W-L-SV	IP	H	R-ER	HR	ERA	W-L-SV	IP
Total	4.24	1-3-1	70	66	34-33	11	3.13	4-4-3	115
Bal.	4.38	1-2-0	39	35	19-19	6	3.23	2-2-1	64
Away	4.11	0-1-1	31	31	15-14	5	3.00	2-2-2	51
vs. Bos.	6.75	0-0-0	9	12	7-7	4	5.56	0-0-0	11
Cal.	0.00	0-0-0	4	2	0-0	0	0.00	0-0-0	4
Chi.	2.63	1-0-0	13	9	4-4	1	1.64	2-0-0	22
Cle.	2.45	0-1-0	7	1	3-2	1	3.11	0-2-0	8
Det.	—	—	—	—	—	—	0.00	0-0-0	2
K.C.	4.70	0-1-0	7	9	4-4	0	2.51	0-1-2	14
Mil.	9.00	0-0-0	2	4	2-2	0	3.08	0-0-0	11
Min.	3.38	0-0-0	2	2	1-1	1	3.11	1-0-0	11
N.Y.	6.00	0-0-0	3	4	2-2	0	3.00	1-0-0	6
Oak.	—	—	—	—	—	—	—	—	—
Sea.	3.12	0-0-0	8	7	3-3	1	3.07	0-0-0	14
Tex.	5.79	0-1-1	9	12	7-6	2	5.79	0-1-1	9
Tor.	10.80	0-0-0	1	2	2-2	1	10.80	0-0-0	1

DENNIS MARTINEZ									
	ERA	W-L-SH	IP	H	R-ER	HR	ERA	W-L-SH	IP
Total	3.96	6-4-0	100	103	44-44	12	3.70	52-40-5	863
Bal.	3.18	1-1-0	40	42	14-14	5	3.06	27-22-5	453
Away	4.50	5-3-0	60	61	30-30	7	4.41	25-18-0	410
vs. Bos.	2.20	1-0-0	16	11	4-4	1	4.16	7-10-0	140
Cal.	—	—	—	—	—	—	2.54	4-3-1	78
Chi.	7.36	0-0-0	3	7	3-3	0	4.59	2-3-0	33
Cle.	0.00	0-0-0	2	3	0-0	0	4.18	5-2-0	71
Det.	3.38	1-0-0	5	4	2-2	0	4.11	3-3-0	57
K.C.	1.77	1-0-0	20	16	4-4	1	2.72	4-3-1	76
Mil.	4.50	1-1-0	12	11	6-6	3	4.50	6-4-0	82
Min.	18.00	0-0-0	3	5	6-6	2	5.40	1-2-0	45
N.Y.	4.15	0-1-0	8	7	4-4	2	3.90	1-5-0	60
Oak.	—	—	—	—	—	—	2.15	4-0-1	46
Sea.	7.04	1-1-0	7	14	6-6	0	3.48	8-1-1	62
Tex.	4.35	1-0-0	10	15	5-5	1	4.70	2-2-0	51
Tor.	3.48	1-0-0	10	10	4-4	2	1.30	5-2-1	59

TIPPY MARTINEZ*									
	ERA	W-L-SV	IP	H	R-ER	HR	ERA	W-L-SV	IP
Total	3.00	4-4-10	81	69	30-27	5	3.14	28-14-44	398
Bal.	2.27	3-2-4	44	32	11-11	3	2.61	16-6-18	145
Away	3.89	1-2-6	37	37	19-16	2	3.45	12-8-26	253
vs. Bos.	0.00	1-0-0	3	4	0-0	0	3.65	2-1-2	37
Cal.	4.15	0-0-1	8	8	4-4	0	1.95	0-1-3	27
Chi.	10.38	0-1-0	4	3	5-5	1	3.09	3-1-4	35
Cle.	1.93	0-1-0	4	5	1-1	0	1.98	1-1-4	27
Det.	4.38	1-1-1	12	12	6-6	2	3.64	4-2-6	47
K.C.	0.00	0-0-0	1	2	0-0	0	4.81	0-1-2	24
Mil.	0.00	1-0-1	1	2	0-0	0	4.85	2-1-2	13
Min.	0.77	0-1-3	11	4	1-1	0	3.21	1-1-4	33
N.Y.	0.00	0-0-0	6	2	0-0	0	2.82	5-4-5	33
Oak.	0.00	0-0-0	2	1	0-0	0	1.96	3-1-3	36
Sea.	3.38	0-0-1	5	6	4-2	1	2.21	1-0-2	16
Tex.	1.50	0-0-2	12	8	2-2	1	2.23	4-0-4	36
Tor.	7.36	1-0-1	7	12	7-6	0	7.79	2-0-3	17

\*T. Martinez career record incl. following vs. O's: ERA—1.23, W-L-SV—0-0-0, IP—7.1, H—6, R-ER—2-1, HR—0.  
SH-Shutouts SV-Saves

### FARM SYSTEM—1980 (Continued from page 64)

The class AA Charlotte Orioles of the Southern League won the first-half eastern division title before falling to fourth in the second half. However, the O's came to life in the playoffs, sweeping second-half titlist Savannah, three games to none, for the Eastern crown, then defeating Memphis of the Western Division, three games to one, for the Southern League Championship. Lefthander Brooks Carey was the O's "stopper," defeating Savannah for the Eastern crown before shutting out Memphis on four hits to clinch the championship. Third baseman Cal Ripken, Jr., and outfielder Drungo Hazewood were selected to the league all-star team.

Over the past 18 seasons (starting '62), the Orioles' minor league clubs have compiled a cumulative record of 6494-5818 (.527). The O's were chosen as the Topps' "Baseball Organization of the Year" in '66, '71, and '72.

27



# ORIOLES INDIVIDUAL PITCHING 1980 and Lifetime

1980							SCOTT MCGREGOR							LIFETIME										
Total	ERA	W-L-SH	IP	H	R-ER	HR	ERA	W-L-SH	IP	H	R-ER	HR	Total	ERA	W-L-SH	IP	H	R-ER	HR					
Bal.	3.32	20-8-4	252	254	101-93	16	3.49	51-33-10	789	772	333-306	62	3.25	25-13-4	368	361	146-133	31	3.70	26-20-6	421	411	187-173	31
Away	4.05	9-4-2	122	132	58-55	6	3.70	26-20-6	421	411	187-173	31												
vs. Bos.	6.86	1-2-0	21	31	17-16	3	6.28	2-5-0	53	68	38-37	6												
Cal.	0.67	3-0-1	27	14	2-2	0	1.25	5-2-1	64	24	13-9	3												
Chi.	1.65	2-0-0	16	15	3-3	2	2.22	5-2-1	44	2	12-11	2												
Cle.	3.66	2-0-0	19	23	8-8	0	5.16	5-2-1	59	1	36-34	8												
Det.	2.20	3-0-1	32	23	8-8	2	2.60	9-1-1	107	1	34-31	8												
K.C.	4.05	0-2-0	13	21	9-6	1	3.45	4-2-0	44	1	20-17	1												
Min.	6.75	0-1-0	6	7	5-5	0	7.07	1-5-0	49	2	44-39	7												
N.Y.	2.60	4-0-0	32	12	10-1	0	2.67	7-1-1	77	2	25-23	3												
Oak.	5.57	1-1-0	21	16	5-5	2	4.34	3-5-2	74	2	37-36	7												
Sea.	5.84	0-1-0	12	11	15-13	3	4.46	2-2-1	42	1	23-21	4												
Tex.	3.12	1-0-0	17	11	6-6	0	3.80	2-2-0	64	5	28-27	7												
Tor.	1.80	2-0-1	15	12	3-3	0	2.21	4-0-2	53	4	13-13	3												

1980							JIM PALMER							LIFETIME										
Total	ERA	W-L-SH	IP	H	R-ER	HR	ERA	W-L-SH	IP	H	R-ER	HR	Total	ERA	W-L-SH	IP	H	R-ER	HR					
Bal.	3.98	16-10-0	224	238	108-99	26	2.74	241-132-51	3499	2929	1189-1067	254	2.46	119-60-30	1768	1432	553-484	119	3.03	122-72-21	1731	1497	636-583	135
Away	4.33	8-6-0	125	135	62-60	16	2.46	119-60-30	1768	1432	553-484	119	4.33	8-6-0	125	135	62-60	16	4.33	8-6-0	125	135	62-60	16
vs. Bos.	3.00	0-1-0	12	14	5-4	1	3.05	20-16-5	395	359	147-134	39	3.05	20-16-5	395	359	147-134	39	3.05	20-16-5	395	359	147-134	39
Cal.	4.95	3-0-0	20	25	13-11	1	2.36	24-8-4	305	2	96-80	19	2.36	24-8-4	305	2	96-80	19	2.36	24-8-4	305	2	96-80	19
Chi.	4.19	1-1-0	19	25	10-9	3	2.67	24-9-3	276	232	91-82	19	2.67	24-9-3	276	232	91-82	19	2.67	24-9-3	276	232	91-82	19
Cle.	3.44	2-1-0	18	16	8-7	1	2.17	26-11-7	361	266	100-87	27	2.17	26-11-7	361	266	100-87	27	2.17	26-11-7	361	266	100-87	27
Det.	3.38	1-0-0	13	10	5-5	1	3.01	19-10-5	287	235	99-96	24	3.01	19-10-5	287	235	99-96	24	3.01	19-10-5	287	235	99-96	24
K.C.	4.80	1-1-0	15	14	8-8	2	2.92	20-10-4	246	209	93-80	13	2.92	20-10-4	246	209	93-80	13	2.92	20-10-4	246	209	93-80	13
Min.	4.20	1-1-0	15	17	8-7	3	2.47	19-8-6	288	231	91-79	26	2.47	19-8-6	288	231	91-79	26	2.47	19-8-6	288	231	91-79	26
N.Y.	3.85	2-1-0	20	19	13-13	5	2.79	18-10-3	251	211	89-78	19	2.79	18-10-3	251	211	89-78	19	2.79	18-10-3	251	211	89-78	19
Oak.	2.75	0-1-0	19	23	7-6	1	2.93	25-15-7	359	306	125-117	23	2.93	25-15-7	359	306	125-117	23	2.93	25-15-7	359	306	125-117	23
Sea.	3.78	1-1-0	16	18	7-7	1	2.72	18-12-3	261	223	89-79	15	2.72	18-12-3	261	223	89-79	15	2.72	18-12-3	261	223	89-79	15
Tex.	5.85	1-2-0	20	29	13-13	5	6.04	2-3-0	28	37	19-19	1	6.04	2-3-0	28	37	19-19	1	6.04	2-3-0	28	37	19-19	1
Tor.	2.20	2-0-0	28	21	9-7	1	2.58	19-16-4	331	279	113-105	23	2.58	19-16-4	331	279	113-105	23	2.58	19-16-4	331	279	113-105	23

1980													LIFETIME															
SAMMY STEWART													LIFETIME															
Total	ERA	W-L-SV	IP	H	R-ER	HR	ERA	W-L-SV	IP	H	R-ER	HR	Total	ERA	W-L-SV	IP	H	R-ER	HR	Total	ERA	W-L-SV	IP	H	R-ER	HR		
Bal.	3.55	7-7-3	119	103	51-47	9	3.52	16-13-4	248	209	103-97	20	3.52	16-13-4	248	209	103-97	20	3.52	16-13-4	248	209	103-97	20	3.52	16-13-4	248	209
Away	4.35	3-3-0	50	42	24-24	6	3.51	9-6-1	118	91	47-46	13	4.35	3-3-0	50	42	24-24	6	4.35	3-3-0	50	42	24-24	6	4.35	3-3-0	50	42
vs. Bos.	2.77	1-0-1	13	12	4-4	2	1.88	2-0-1	28	22	6-6	2	2.77	1-0-1	13	12	4-4	2	1.88	2-0-1	28	22	6-6	2	2.77	1-0-1	13	12
Cal.	5.19	1-0-0	8	6	5-5	1	3.64	2-0-0	17	13	7-7	2	5.19	1-0-0	8	6	5-5	1	3.64	2-0-0	17	13	7-7	2	5.19	1-0-0	8	6
Chi.	5.79	0-2-0	14	18	9-9	1	5.24	1-2-1	34	1	20-20	3	5.79	0-2-0	14	18	9-9	1	5.24	1-2-1	34	1	20-20	3	5.79	0-2-0	14	18
Cle.	7.88	1-1-0	8	10	7-7	0	6.94	1-1-0	11	14	9-9	0	7.88	1-1-0	8	10	7-7	0	6.94	1-1-0	11	14	9-9	0	7.88	1-1-0	8	10
Det.	0.00	1-0-1	10	5	0-0	0	1.34	3-1-1	33	21	6-5	0	0.00	1-0-1	10	5	0-0	0	1.34	3-1-1	33	21	6-5	0	0.00	1-0-1	10	5
K.C.	0.00	0-0-0	6	2	3-1	0	1.85	1-1-0	24	13	7-5	3	0.00	0-0-0	6	2	3-1	0	1.85	1-1-0	24	13	7-5	3	0.00	0-0-0	6	2
Min.	2.51	0-2-1	14	9	4-4	1	3.98	2-3-1	31	21	14-14	4	2.51	0-2-1	14	9	4-4	1	3.98	2-3-1	31	21	14-14	4	2.51	0-2-1	14	9
N.Y.	4.91	1-0-0	3	4	3-2	1	4.91	1-0-0	3	4	3-2	1	4.91	1-0-0	3	4	3-2	1	4.91	1-0-0	3	4	3-2	1	4.91	1-0-0	3	4
Oak.	0.93	1-1-0	11	14	7-7	2	3.08	0-1-0	11	2	4-4	2	0.93	1-1-0	11	14	7-7	2	3.08	0-1-0	11	2	4-4	2	0.93	1-1-0	11	14
Sea.	5.73	1-0-0	9	9	3-3	0	5.79	1-1-0	9	11	6-6	0	5.73	1-0-0	9	9	3-3	0	5.79	1-1-0	9	11	6-6	0	5.73	1-0-0	9	9
Tex.	3.00	0-0-0	2	5	6-5	1	3.15	0-1-0	20	14	8-7	1	3.00	0-0-0	2	5	6-5	1	3.15	0-1-0	20	14	8-7	1	3.00	0-0-0	2	5
Tor.	0.00	0-0-0	8	3	1-0	0	2.70	1-0-0	6	2	9	3	0.00	0-0-0	8	3	1-0	0	2.70	1-0-0	6	2	9	3	0.00	0-0-0	8	3



# OPPOSING PITCHERS RECORDS

Pitcher	1980 Club	vs. Orioles		Lifetime Record	
		1980 W-L-S	Career W-L	Amer. Lg. W-L-S	Majors W-L-S
Owchinko	Cle.	2-9-0	0-2-0	0-2	2-9
Parrott	Sea.	1-16-3	0-1-0	1-2	16-33-4
Pattin	K.C.	4-0-4	0-0-0	6-13	114-109-25
Paxton	Cle.	0-0-0	0-0-0	3-3	30-24-1
G. Perry	Tex.-N.Y.	10-13-0	2-1-0	13-14	122-104
Petry	Det.	10-9-0	0-3-0	1-3	16-14
Proly	Chi.	5-10-8	1-0-0	1-1	13-20-18
Quisenberry	K.C.	12-7-33	1-0-1	1-0	15-9-38
Rainey	Bos.	8-3-0	1-0-0	1-1	16-8-1
Rawley	Sea.	7-7-13	1-0-2	1-0	16-25-28
Redfern	Min.	7-7-2	1-0-0	3-1	28-29-3
Remmerswaal	Bos.	2-1-0	1-0-0	1-0	3-1
Renko	Bos.	9-9-0	0-1-0	2-3	31-30
Roberts	Sea.	2-3-3	1-1-0	3-4	22-30
Rozema	Det.	6-9-4	0-0-0	1-2	34-32-4
Schatzeder	Det.	11-13-0	0-1-0	0-1	11-13
Slaton	Min.	1-1-0	0-0-0	9-11	105-113
Sorensen	Min.	12-10-1	2-0-0	5-4	52-46-2
Spillner	Cle.	16-11-0	1-0-0	2-1	28-17-4
Spitttorff	K.C.	14-11-0	2-0-0	9-7	137-117-1
Stanley	Bos.	10-8-14	0-1-1	4-3	49-29-28
Stieb	Tor.	12-15-0	0-3-0	0-4	20-23
Tanana	Cal.	11-12-0	0-0-0	10-4	102-78
Tiant	N.Y.	8-9-0	1-1-0	21-22	225-165-15
Tobik	Det.	1-0-0	0-0-0	0-1	4-5-3
Torrez	Bos.	9-16-0	0-3-0	5-9	94-76
Travers	Min.	12-6-0	0-1-0	2-5	65-67-1
Trout	Chi.	9-16-0	0-2-0	1-4	23-24-4
Tudor	Bos.	8-5-0	1-0-0	1-1	9-7
Underwood, T.	N.Y.	13-9-2	1-3-0	4-6	28-39-2
Verhoeven	Min.	3-4-0	1-0-0	1-0	3-8-4
Walts	Cle.	13-14-0	2-1-0	6-5	64-60-4
Weaver	Det.	3-4-0	0-1-0	0-1	3-4
Wilcox	Det.	13-11-0	0-3-0	0-8	61-61-4
Willis	Tor.	2-1-3	0-1-0	0-1	7-17-15
Wortham	Chi.	4-7-1	1-0-0	2-1	21-23-1
Zahn	Min.	14-18-0	0-3-0	0-7	53-53

The following pitchers have no career won-lost record vs. Baltimore, their 1980 club and 1980 A.L. won-lost-save figures are in parentheses: Aponte (Bos., 0-0); Bacsik (Min., 0-0); Beard (Oak., 0-1-1); Boitano (Mil., 0-1); Christenson (K.C., 3-0-1); Crawford (Bos., 2-0); Eastwick (K.C., 0-1); Flinn (Mil., 2-1-2); Griffin (N.Y., 2-4); Hurst (Bos., 2-2); Kinnunen (Min., 0-0); Minetto (Oak., 0-2-1); Rajsich (Tex., 2-1-2); Robinson (Chi., 1-1); Scarbery (Chi., 1-2-2); Schrom (Tor., 1-0-1); Stanton (Cle., 1-3-5); J. Todd (Tor., 5-2); Ujdur (Det., 1-0); P. Underwood (Det., 3-6-5); Wihtol (Cle., 1-0-1); A. Williams (Min., 6-2-1).

## LEADING OPPOSING PITCHERS—1980

(10 or more innings pitched)

Pitcher	1980 Club	ERA	W-L-S	IP	H	R-ER	HR
Burgmeier	Bos.	0.00	0-0-4	13.2	11	0-0	0
Haas	Min.	0.56	2-0-0	16	8	1-1	1
Lemanczyk	Tor-Cal	0.71	0-0-0	12.2	12	2-1	0
Wortham	Chi.	0.82	1-0-0	11	6	1-1	0
McClure	Min.	0.90	0-2-2	10	7	2-1	1
Gura	K.C.	1.29	2-2-0	35	24	5-5	2
Norris	Oak.	1.29	1-0-0	21	13	4-3	2
A. Martinez	Cal.	1.29	1-1-0	14	11	3-2	1
Monge	Cle.	1.50	0-1-4	12	7	2-2	2
Corbett	Min.	1.64	0-0-0	11	6	2-2	1

Wins: 3—Jenkins, Tex.  
Losses: 4—Knapp, Cal.  
Saves: 4—Burgmeier, Bos.; Farmer, Chi.; Gossage, N.Y.; Monge, Cle.  
Games: 8—Monge, Cle.; 7—Gossage, N.Y.  
Innings Pitched: 35—Gura, K.C.; 34—Jenkins, Tex.  
Complete Games: 4—Gura, K.C.; 3—Langford, Oak.  
Walks: 14—Petry, Det.; 13—Dotson, Chi.; Erickson, Min.  
Strikeouts: 25—Jenkins, Tex.; Walts, Cle.

## LEADING OPPOSING HITTERS—1980

(25 or more at bats)

Batter	1980 Club	Avg.	AB	H	HRRBI	Batter	1980 Club	Avg.	AB	H	HRRBI
L. Johnson	Chi.	.478	46	22	5 16	Mendoza	Sea.	.414	29	12	0 0
Perez	Bos.	.478	46	22	6 17	White	K.C.	.409	44	18	0 0
Sundberg	Tex.	.463	41	19	5 11	Charboneau	Cle.	.407	27	11	4 10
Rice	Bos.	.448	29	13	3 9	Murphy	Oak.	.404	47	19	1 4
Brett	K.C.	.417	36	15	1 8	Oliver	Tex.	.392	51	20	2 10

Hits: L. Johnson, Chi. & Perez, Bos. (22); Oliver, Tex. (20).  
HR: Perez, Bos. (6); L. Johnson, Chi. & Sundberg, Tex. (5).  
RBI: Perez, Bos. (17); L. Johnson, Chi. (16); Armas, Oak. & Sundberg, Tex. (11).  
SB (sb-cs): Henderson, Oak (9-1); Molitor, Mil. (6-1); Dilone, Cle. (5-1); Griffin, Tor. (4-1); Jones, N.Y. (4-1); Wilson, K.C. (3-0); Harrah, Cle. (3-0).  
BB: Jackson, N.Y. (14); Henderson, Oak. (13); Harrah, Cle. (12); Randolph, N.Y. (10); Hargrove, Cle. (9).  
SO: Parrish, Det. (16); Manning, Cle. (13) and Armas, Oak. (13).

# OPPOSING BATTERS RECORDS—1980

Batter	1980 Club(s)	Avg.	AB	H	HR	RBI	Batter	1980 Club(s)	Avg.	AB	H	HR	RBI
Adams	Min.	.500	2	1	1	1	Jackson, Ron	Min.	.250	40	10	0	5
Aikens	K.C.	.167	42	7	1	4	Johnson, C.	Cle.	.190	21	4	0	1
Alexander	Cle.	.233	30	7	0	1	Johnson, L.	Chi.	.478	46	22	5	16
Allenson	Bos.	.667	6	4	0	1	Jones, L.	Det.	.133	15	2	0	0
Alston	Cle.	.250	12	3	0	1	Jones, R.	N.Y.	.286	42	12	1	4
Anderson	Sea.	.292	24	7	1	3	Kemp	Det.	.364	22	8	2	6
Armas	Oak.	.240	50	12	4	11	Kimm	Chi.	.226	31	7	0	2
Ault	Tor.	.333	21	7	0	4	Kluttz	Oak.	.333	9	3	0	0
Bailor	Tor.	.300	30	9	0	3	Kuiper	Cle.	.143	14	2	0	0
Baines	Chi.	.231	39	9	2	3	Kuntz	Chi.	.200	5	1	0	1
Bando	Mil.	.188	16	3	0	2	LaCock	K.C.	.048	21	1	0	2
Bannister	Chi.-Cle.	.224	49	11	0	3	Landreaux	Min.	.212	33	7	1	5
Baylor	Cal.	.269	26	7	0	4	Lansford	Cal.	.136	44	6	0	0
Bell, B.	Tex.	.283	46	13	0	6	Lemon	Chi.	.200	35	7	1	5
Bell, K.	Chi.	.333	15	5	0	1	Lentine	Det.	.400	5	2	0	0
Beniquez	Sea.	.206	34	7	0	3	Lezcano	Mil.	.195	41	8	1	0
Bochte	Sea.	.344	32	11	1	4	Lynn	Bos.	.286	7	2	0	0
Bonnell	Tor.	.222	36	8	0	0	Mackanin	Min.	.282	39	11	1	9
Bosley	Chi.	.267	15	4	0	2	Manning	Cle.	.200	35	7	0	0
Braun	K.C.-Tor.	.211	19	4	1	3	Martinez, B.	Min.	.250	12	3	0	0
Brett	K.C.	.417	36	15	1	8	Mayberry	Mil.	.250	40	10	3	6
Brohamer	Cle.	.250	4	1	0	0	McKay	Oak.	.216	37	8	0	4
Brooks	Det.	.214	42	9	0	0	McRae	K.C.	.216	37	8	0	5
Brouhard	Mil.	.250	4	1	0	0	Mendoza	Sea.	.414	29	12	0	0
Brown	N.Y.	.143	7	1	0	0	Meyer	Sea.	.300	40	12	1	4
Burleson	Bos.	.273	55	15	0	2	Milbourne	Sea.	.296	27	8	0	6
Butera	Min.	.364	11	4	0	0	Miller	Cal.	.271	48	13	0	9
Campaneris	Cal.	.348	23	8	0	6	Molinaro	Chi.	.367	30	11	0	1
Cannon	Tor.	.250	4	1	0	1	Molitor	Mil.	.341	44	15	2	4
Carew	Cal.	.268	41	11	0	3	Money	Mil.	.194	36	7	2	4
Castino	Min.	.267	45	12	0	1	Moore, C.	Min.	.382	34	13	0	1
Cerone	N.Y.	.184	49	9	0	2	Morales	Min.	.208	24	5	0	1
Chalk	K.C.	.286	7	2	0	1	Morrison	Chi.	.238	42	10	1	4
Chappas	Chi.	.357	14	5	0	1	Moseby	Tor.	.304	46	14	2	7
Charboneau	Cle.	.407	27	11	4	10	Murcer	N.Y.	.348	23	8	0	4
Clark	Cal.	.182	33	6	2	4	Murphy	Oak.	.404	47	19	1	4
Cliburn	Cal.	.000	2	0	0	0	Nettles	N.Y.	.188	16	3	1	1
Cooper	Mil.	.361	36	13	4	8	Newman	Oak.	.167	42	7	1	3
Corcoran	Det.	.111	18	2	1	5	Nichols	Bos.	.364	11	4	0	0
Cowens	Det.	.185	27	5	1	2	Nordhagen	Chi.	.344	32	11	2	5
Cox, J.	Oak.	.125	8	1	0	0	Norwood	Min.	.167	6	1	0	1
Cox, T.	Sea.	.273	22	6	1	5	Oglivie	Mil.	.237	38	9	2	5
Cruz, J.	Sea.	.212	33	7	0	2	Oliver	Tex.	.392	51	20	2	10
Cruz, T.	Chi.	.235	17	4	0	0	Orta	Cle.	.400	15	6	0	0
Cubbage	Min.	.500	4	2	0	1	Otis	K.C.	.292	24	7	0	3
Davis, B.	Tor.	.167	18	3	0	0	Paciorek	Sea.	.227	44	10	2	7
Davis, D.	Mil.	.239	46	11	0	3	Page	Oak.	.167	24	4	1	2
Davis, M.	Oak.	.500	2	1	0	0	Papi	Det.	.500	4	2	1	3
Dent	N.Y.	.295	44	13	1	4	Parrish	Det.	.265	49	13	2	5
Detherage	K.C.	.167	6	1	0	0	Patek	Det.	.111	18	2	0	0
Diaz	Cle.	.375	8	3	0	5	Perez	Bos.	.478	46	22	6	17
Dilone	Cle.	.359	39	14	0	1	Peters	Det.	.276	29	8	0	0
Donohue	Cal.	.160	25	4	0	1	Picciolo	Oak.	.182	22	4	0	0
Dwyer	Bos.	.500	4	2	1	2	Piniella	N.Y.	.136	22	3	0	1
Dybinski	Cle.	.100	10	1	0	2	Porter	K.C.	.077	13	1	0	0
Dyer	Det.	.273	11	3	1	2	Powell	Min.	.361	36	13	3	7
Edwards, D.	Min.	.250	32	8	0	2	Pruitt	Cle.-Chi.	.263	19	5	0	0
Edwards, M.	Oak.	.375	8	3	0	2	Pryor	Chi.	.161	31	5	0	0
Elliott	Oak.	.200	15	3	0	1	Putnam	Tex.	.355	31	11	2	5
Ellis	Tex.	.176	17	3	0	1	Quirk	K.C.	.167	12	2	0	1
Essian	Oak.	.250	20	5	0	2	Rader	Bos.	.200	5	1	0	1
Evans	Bos.	.233	43	10	2	4	Randolph	N.Y.	.316	38	12	2	5
Fisk	Bos.	.310	42	13	1	7	Remy	Bos.	.308	13	4	0	0
Foley	Chi.	.222	9	2	1	2	Revering	Oak.	.318	22	7	0	4
Ford	Cal.	.476	21	10	1	3	Rice	Bos.	.448	29	13	3	9
Frias	Tex.	.207	29	6	0	1	Rivera	Min.	.273	11	3	0	0
Gamble	N.Y.	.318	22	7	4	9	Rivers	Tex.	.314	51	16	1	5
Gantner	Mil.	.125	32	4	0	2	Roberts, D.	Tex.	.333	9	3	1	4
Garcia, D.	Tor.	.213	47	10	0	0	Roberts, L.	Sea.	.308	26	8	0	5
Gedman	Bos.	.250	4	1	0	0	Rodriguez	N.Y.	.143	14	2	0	0
Gibson	Det.	.176	17	3	0	2	Rosello	Cle.	.250	20	5	0	1
Goodwin	Min.	.200	5	1	0	1	Rudi	Cal.	.188	16	3	0	2
Gray	Cle.	.200	5	1	0	0	Sample	Tex.	.100	10	1	0	1
Grich	Cal.	.182	33	6	0	0	Simpson	Sea.	.280	25	7	0	3
Griffin	Tor.	.241	54	13	0	2	Smallie	Min.	.244	45	11	1	2
Gross	Oak.	.375	16	6	0	1	Soderholm	N.Y.	.161	31	5	1	1
Grubb	Tex.	.478	23	11	0	1	Sofield	Min.	.200	25	5	0	1
Guerrero	Oak.	.185	27	5	1	4	Spencer	N.Y.	.160	25	4	1	1
Hancock	Bos.	.294	34	10	0	4	Squires	Chi.	.273	11	3	0	2
Hargrove	Cle.	.286	49	14	1	9	Stanley	N.Y.	.250	8	2	0	0
Harlowe	Cal.	.077	13	1	0	0	Stapleton	Bos.	.286	56	16	0	6
Harrah	Cle.	.295	44	13	1	3	Staub	Tex.	.292	24	7	0	3
Hassey	Cle.	.278	36	10	1	4	Stegman	Det.	.167	18	3	0	0
Heath	Oak.	.550	20	11	0	4	Stein	Sea.	.200	5	1	0	0
Hebner	Det.	.083	12	1	0	1	Stinson	Sea.	.167	6	1	0	0
Henderson	Oak.	.350	40	14	1	1	Summers	Det.	.176	17	3	0	0
Hisle	Mil.	.250	8	2	1	2	Sundberg	Tex.	.463	41	19	5	11
Hobson	Bos.	.083	24	2	0	1	Thomas	Mil.	.354	48	17	4	9
Hodgson	Tor.	.300	10	3	1	1	Thompson	Det.-Cal.	.174	46	8	1	10
Hoffman	Bos.	.256	39	10	0	4	Thon	Cal.	.292	24	7	0	3
Horton	Sea.	.286	7	2	1	2	Torres	K.C.	.167	12	2	0	1
Howell	Tor.	.227	44	10	0	1	Trammell	Det.	.278	54	15	1	5
Hurdle	K.C.	.429	14	6	2	4	Upshaw	Tor.	.000	8	0	0	0
Iorg, G.	Tor.	.130	23	3	0	1	Vega	Min.	.250	8	2	0	1
Jackson, Reg.	N.Y.	.146	41	6	4	8	Velaz	Tor.	.200	10	2	0	0
							Verzyr	Cle.	.238	42	10	0	0



## OPPOSING BATTERS RECORDS—1980

Batter	1980 Club(s)	Avg.	AB	H	HR	RBI	Batter	1980 Club(s)	Avg.	AB	H	HR	RBI
Wagner	Det.	.500	2	1	0	0	Whitt	Tor.	.227	22	5	0	3
Walker	Bos.	.111	18	2	0	1	Wilfong	Min.	.235	17	4	1	2
Walton, R.	Sea.	.500	12	6	1	3	Willis	Tex.	.188	48	9	2	8
Washington, C. Chi.		.100	10	1	0	0	Wilson	K.C.	.278	54	15	0	2
Wash'ton, U.L.	K.C.	.325	40	13	1	2	Wockenfuss	Det.	.226	31	7	3	8
Wathen	K.C.	.219	32	7	0	1	Woods, A.	Tor.	.320	25	8	0	1
Watson	N.Y.	.324	37	12	0	4	Wynegar	Min.	.115	26	3	1	3
Whitaker	Det.	.125	32	4	0	1	Yastrzemski	Mil.	.204	54	11	0	8
White	K.C.	.409	44	18	0	4	Yount	Mil.	.258	31	8	2	4
Whitmer	Cal.	.250	8	2	0	0	Zisk	Tex.					

OPPOSING BATTERS WHO WENT HITLESS VS. O's (No. of at bats in paren): K. Allen, Sea. (2); Gonzalez, Oak. (1); Lefebvre, N.Y. (4); Milliniks, K.C. (3); Narron, Sea. (8); Norris, Tex. (9); Ramos, Tor. (4); Randall, Min. (1); Seilheimer, Chi. (2); Terrell, K.C. (4); D. Walton, Tex. (4).

NOTE: Anyone not listed above did not bat officially vs. Baltimore in '80.

## 1980 OPPOSING CLUB BATTING vs. ORIOLES

Club	Avg.	AB	R	H	HR	R/GM	GMS
BOSTON	.299	451	61	135	14	4.69	13
CALIFORNIA	.233	404	52	94	4	4.33	12
CHICAGO	.274	419	51	115	12	4.25	12
CLEVELAND	.270	444	52	120	7	4.00	13
DETROIT	.216	422	44	91	12	3.38	13
KANSAS CITY	.259	406	40	105	5	3.33	12
MILWAUKEE	.261	449	52	117	16	4.00	13
MINNESOTA	.251	410	46	103	9	3.83	12
NEW YORK	.234	423	45	99	15	3.46	13
OAKLAND	.276	410	46	113	9	3.83	12
SEATTLE	.278	392	51	109	9	4.25	12
TEXAS	.300	424	63	127	15	5.25	12
TORONTO	.241	456	37	110	7	2.85	13
Totals	.261	5510	640	1438	134	3.95	

## TICKET AGENCIES

### BALTIMORE AREA

Downtown  
Orioles Fan Fare, Light St. Pavilion,  
Haborplace  
Civic Center  
Harborplace News\*, Light St.  
Pavilion

Highlandtown—L. J. Smith Sptg. Gds.  
Landsdowne—The Music Maze  
Lochearn—Record Theatre  
Parkville—Baltimore County Travel  
Perry Hall—Melton's Men's Wear  
Towson—Triangle Sporting Goods  
Woodlawn—Social Security  
Triangle Sporting Goods

\*Montgomery Wards Stores in:  
Annapolis, Baltimore, Catonsville,  
Frederick, Glen Burnie, Rosedale  
& Towson

### OTHER MARYLAND LOCATIONS

Aberdeen—Aberdeen Hobby Shop  
Annapolis—Hack's of Annapolis  
Bel Air—Courtland Hardware  
Bethesda—Dimension, Naval Medical  
Center, Variety Records  
College Park—Student Union\* &  
Herman's Sptg. Gds.  
Columbia—Columbia Assoc. Sales Ctr.  
Cumberland—The Sports Shoppe  
Denton—Mandrell Motor Coach  
Easton—Cherry's Inc.  
Frederick—Shipley's Inc.  
Gaithersburg—Waters Appliance  
Herman's Sptg. Goods  
Hagerstown—"books 'n things"  
(two locations)  
Hampstead—Clearview Carry-Out  
Kent Island—Kent Island Pharmacy  
Laurel—Herman's Sporting Goods  
Lexington Park—Tri-County Glass  
Rockville—Peaches Records & Tapes\*  
Herman's Sporting Goods  
Salisbury—Alexander's House  
of Music  
Severna Park—Woodstove Johnnie's  
Sykesville—Liberty Discount Appliance

\*Orioles tickets can be purchased at Ticketron Offices at these locations... A service charge of 75¢ per ticket will be assessed at all Ticketron facilities.

### WASHINGTON, D.C. AREA

Arlington, Va.—Pentagon Ticket  
Service  
D.C.—Capital Ticket Center,  
Herman's Sporting Goods, Orpheus  
Discount Records\*, Ticketron\*,  
Warner Theatre\*

Herman's Sporting Goods Stores in:  
Fairfax, Springfield and  
Tyson's Corner, Va.

Montgomery Ward Stores\* in: Falls  
Church, Va.; Gaithersburg; Hillcrest  
Heights; Hyattsville; Laurel;  
Manassas, Va.; Springfield, Va.; &  
Wheaton, Md.

Sears Roebuck Stores\* in Alexandria,  
Va. and Silver Spring, Md.

### WASHINGTON SALES OFFICE

For information regarding group  
ticket purchases by fans in the D.C.  
Area, call the Orioles Washington Sales  
Office at (202) 347-2525 and ask for  
Dave Dinerman or Joe Felperin

### PENNSYLVANIA

Chambersburg—Lyons, Inc.  
Ephrata—Heritage Travel  
Gettysburg—F & M Distributors  
Hanover—Newcomer's Cigar Store &  
Shultz Insurance Agency  
Harrisburg—Shenk and Tittle  
Hershey—Lawn's Inc.  
Lancaster—Shenk Brothers &  
Gimbel's\*  
Lebanon—Lawn's Inc.  
Shippensburg—Galen Gates & Son  
Waynesboro—The Men's Shop  
York—Mailman's Dep't. Store

### DELAWARE

Claymont—Village Records  
Dover—Simon's Department Store  
Milford—Milford Hobby Center  
Wilmington—B & B Tickettown

## ORIOLES 1980 INDIVIDUAL BATTING

	AYALA					BELANGER					BUMBRY				
Season	Pct.	AB	H	HR	RBI	Pct.	AB	H	HR	RBI	Pct.	AB	H	HR	RBI
Balto.	.276	170	45	10	33	.228	268	61	0	22	.318	645	205	9	53
Away	.298	84	25	6	21	.250	128	32	0	12	.326	307	100	6	31
	.233	86	20	4	12	.207	140	29	0	10	.311	338	105	3	22
vs. Bos.	.000	5	0	0	0	.296	27	8	0	2	.340	50	17	0	7
Cal.	.333	6	2	1	2	.222	18	4	0	2	.273	55	15	1	9
Chi.	.273	11	3	0	0	.091	22	2	0	0	.286	42	12	1	3
Cle.	.222	18	4	1	4	.222	18	4	0	2	.429	49	21	0	4
Det.	.500	6	3	0	0	.214	28	6	0	1	.392	51	20	2	8
K.C.	.154	13	2	0	0	.300	20	6	0	2	.356	45	16	1	2
Mil.	.263	19	5	2	6	.133	30	4	0	2	.250	56	14	0	3
Min.	.455	11	5	1	5	.333	33	11	0	3	.304	46	14	0	3
N.Y.	.241	29	7	0	2	.167	24	4	0	2	.269	52	14	3	7
Oak.	.667	3	2	1	4	.200	5	1	0	0	.231	52	12	0	0
Sea.	.296	27	8	4	8	.286	7	2	0	1	.358	53	19	0	1
Tex.	.182	11	2	0	1	.353	17	6	0	2	.385	39	15	0	2
Tor.	.182	11	2	0	1	.158	19	3	0	3	.291	55	16	1	4
Pre-A.S.	.333	60	20	6	17	.181	127	23	0	10	.321	302	97	4	26
Post-A.S.	.227	110	25	4	16	.270	141	38	0	12	.315	343	108	5	27
Des. Hitter	.236	110	26	9	23	—	—	—	—	—	—	—	—	—	—
Pinch Hitter	.179	28	5	2	9	.000	2	0	0	0	.000	1	0	0	0
	COREY					CROWLEY					DAUER				
Season	Pct.	AB	H	HR	RBI	Pct.	AB	H	HR	RBI	Pct.	AB	H	HR	RBI
Balto.	.278	36	10	1	2	.288	233	67	12	50	.284	571	158	2	63
Away	.292	24	7	1	2	.303	132	40	8	30	.301	269	81	1	36
	.250	12	3	0	0	.267	101	27	4	20	.267	288	77	1	27
vs. Bos.	.333	3	1	0	0	.357	28	10	3	12	.333	51	17	1	6
Cal.	—	—	—	—	—	.343	35	12	1	5	.353	51	18	0	5
Chi.	—	—	—	—	—	.111	9	1	1	4	.244	45	11	0	4
Cle.	.250	8	2	0	0	.188	16	3	1	1	.267	45	12	0	5
Det.	—	—	—	—	—	.318	22	7	1	6	.302	43	13	0	5
K.C.	.500	4	2	1	2	.000	2	0	0	0	.229	35	8	0	2
Mil.	—	—	—	—	—	.333	9	3	0	2	.300	40	12	0	5
Min.	—	—	—	—	—	.556	9	5	2	5	.308	39	12	0	9
N.Y.	—	—	—	—	—	.500	10	5	1	3	.237	38	9	1	5
Oak.	.250	4	1	0	0	.216	37	8	2	5	.325	40	13	0	3
Sea.	.267	15	4	0	0	.200	5	1	0	2	.209	43	9	0	6
Tex.	—	—	—	—	—	.320	25	8	0	3	.216	37	8	0	3
Tor.	.000	2	0	0	0	.154	26	4	0	2	.320	50	16	0	5
Pre-A.S.	.261	23	6	0	0	.330	94	31	4	22	.276	246	68	0	32
Post-A.S.	.308	13	4	1	2	.259	139	36	8	28	.289	311	90	2	31
Des. Hitter	—	—	—	—	—	.290	207	60	11	46	—	—	—	—	—
Pinch Hitter	.250	4	1	0	0	.297	37	11	1	6	.000	1	0	0	0
	DeCINCES					DEMPSEY					DWYER*				
Season	Pct.	AB	H	HR	RBI	Pct.	AB	H	HR	RBI	Pct.	AB	H	HR	RBI
Balto.	.249	489	122	16	64	.262	362	95	9	40	.285	260	74	9	38
Away	.225	227	51	7	23	.260	181	47	5	17	—	—	—	—	—
	.271	262	71	9	41	.265	181	48	4	23	.285	260	74	9	38
vs. Bos.	.200	45	9	2	6	.273	22	6	1	2	—	—	—	—	—
Cal.	.324	34	11	1	7	.303	33	10	1	9	.190	42	8	0	2
Chi.	.333	39	13	3	10	.182	33	6	1	2	.000	1	0	0	0
Cle.	.316	38	12	2	5	.333	27	9	0	2	.318	22	7	2	4
Det.	.270	37	10	2	5	.333	21	7	0	1	.417	24	10	1	5
K.C.	.143	28	4	1	2	.300	30	9	1	3	.360	25	9	0	3
Mil.	.227	44	10	2	5	.308	26	8	2	6	.250	20	5	0	3
Min.	.317	41	13	0	6	.417	24	10	0	4	.200	10	2	1	3
N.Y.	.162	37	6	1	3	.256	43	11	3	6	.300	20	6	0	1
Oak.	.194	36	7	0	2	.067	15	1	0	0	.194	31	6	0	1
Sea.	.132	38	5	0	4	.257	35	9	0	2	.167	24	4	0	3
Tex.	.250	28	7	0	3	.167	24	4	0	0	.333	12	4	0	3
Tor.	.341	44	15	2	6	.172	29	5	0	3	.440	25	11	4	8
Pre-A.S.	.240	246	59	6	33	.238	185	44	4	20	.295	132	39	6	24
Post-A.S.	.259	243	63	10	31	.288	177	51	5	20	.273	128	35	3	14
Des. Hitter	—	—	—	—	—	.000	1	0	0	0	.538	39	21	0	4
Pinch Hitter	.000	3	0	0	0	.111	9	1	0	0	.182	11	2	0	2

\*Dwyer 1980 record includes following vs. O's Avg. - .500, AB-4, H-2, HR-1, RBI-2

	GARCIA					GRAHAM					KRENCHICKI				
Season	Pct.	AB	H	HR	RBI	Pct.	AB	H	HR	RBI	Pct.	AB	H	HR	RBI
Balto.	.199	311	62	1	27	.278	266	74	15	54	.143	14	2	0	0
Away	.204	147	30	1	13	.257	140	36	7	17	.083	12	1	0	0
	.195	164	32	0	14	.302	126	38	8	37	.500	2	1	0	0
vs. Bos.	.143	14	2	1	2	.286	28	8	2	7	—	—	—	—	—
Cal.	.320	25	8	0	7	.231	13	3	1	2	—	—	—	—	—
Chi.	.174	23	4	0	2	.000	8	0	0	0	—	—	—	—	—
Cle.	.385	13	5	0	2	.267	30	8	3	5	.100	10	1	0	0
Det.	.067	15	1	0	2	.250	32	8	2	4	—	—	—	—	—
K.C.	.136	2	3	0	1	.429	7	3	0	0	—	—	—	—	—
Mil.	.320	25	8	0	2	.208	24	5	1	4	.000	2	0	0	0
Min.	.250	20	5	0	0	.391	23	9	2	13	—	—	—	—	—
N.Y.	.071	14	1	0	1	.000	4	0	0	0	—	—	—	—	—
Oak.	.176	34	6	0	1	.212	33	7	2	5	.500	2	1	0	0
Sea.	.179	39	7	0	6	.333	12	4	1	2	—	—	—	—	—
Tex.	.095	42	4	0	1	.481	27	13	1	7	—	—	—	—	—
Tor.	.320	25	8	0	2	.240	25	6	0	2	—	—	—	—	—
Pre-A.S.	.224	152	34	1	17	.229	105	24	4	11	.143	14	2	0	0
Post-A.S.	.176	159	28	0	10	.311	161	50	11	43	—	—	—	—	—
Des. Hitter	—	—	—	—	—	.000	4	0	0	0	—	—	—	—	—
Pinch Hitter	—	—	—	—	—	.000	6	0	0	0	—	—	—	—	—



LOWENSTEIN						MORALES*						MURRAY					
Season	Pct.	AB	H	HR	RBI	Pct.	AB	H	HR	RBI		Pct.	AB	H	HR	RBI	
Balto.	.311	196	61	4	27	.303	241	73	8	36		.300	621	186	32	116	
Away	.351	94	33	2	19	.000	8	0	0	0		.273	297	81	10	50	
	.275	102	28	2	8	.313	233	73	8	36		.324	324	105	22	66	
vs. Bos.	.364	22	8	0	6	.556	9	5	0	1		.255	55	14	3	12	
Cal.	.385	13	5	1	1	.476	21	10	1	4		.346	52	18	3	10	
Chi.	.421	19	8	0	3	.290	31	9	1	2		.295	44	13	4	14	
Cle.	—	—	—	—	—	.167	24	4	0	2		.273	55	15	1	10	
Det.	.385	13	5	0	0	.214	14	3	1	4		.320	50	16	3	13	
K.C.	.214	14	3	1	2	.400	25	10	1	3		.333	42	14	2	6	
Mil.	.333	15	5	0	1	.250	20	5	0	2		.308	39	12	0	2	
Min.	.238	21	5	0	2	—	—	—	—	—		.240	50	12	3	12	
N.Y.	.167	12	2	0	2	.313	16	5	0	0		.269	52	14	3	6	
Oak.	.286	7	2	0	1	.273	11	3	1	4		.214	42	9	3	6	
Sea.	.333	12	4	1	3	.261	23	6	2	7		.298	47	14	2	9	
Tex.	.263	19	5	0	1	.316	19	6	0	2		.400	40	16	0	4	
Tor.	.310	29	9	1	5	.500	4	2	1	4		.358	53	19	5	12	
Pre-A.S.	.247	77	19	0	12	.340	94	32	3	14		.274	310	85	12	49	
Post-A.S.	.353	119	42	4	15	.279	147	41	5	22		.325	311	101	20	67	
Des. Hitter	.125	8	1	0	1	.304	227	69	7	32		.400	5	2	1	2	
Pinch Hitter	.417	12	5	0	6	.361	36	13	1	4		.333	3	1	0	1	

\*Morales 1980 record includes following vs. O's Avg. - .208 AB-24 H-5 HR-0 RBI-1

RAYFORD						ROENICKE						SAKATA					
Season	Pct.	AB	H	HR	RBI	Pct.	AB	H	HR	RBI		Pct.	AB	H	HR	RBI	
Balto.	.222	18	4	0	1	.239	297	71	10	28		.193	83	16	1	9	
Away	.154	13	2	0	1	.216	134	29	4	13		.200	45	9	1	5	
	.400	5	2	0	0	.258	163	42	6	15		.184	38	7	0	4	
vs. Bos.	—	—	—	—	—	.167	6	1	0	0		.200	5	1	0	0	
Cal.	—	—	—	—	—	.350	20	7	0	3		.333	6	2	0	0	
Chi.	.000	2	0	0	0	.261	23	6	1	2		—	—	—	—	—	
Cle.	.500	4	2	0	1	.156	32	5	1	3		.111	9	1	0	0	
Det.	—	—	—	—	—	.154	26	4	1	4		.167	12	2	0	0	
K.C.	.143	7	1	0	0	.250	20	5	0	0		.125	8	1	0	0	
Mil.	—	—	—	—	—	.294	34	10	1	2		1.000	1	1	1	2	
Min.	.000	4	0	0	0	.353	34	12	1	3		.500	4	2	0	2	
N.Y.	—	—	—	—	—	.222	36	8	1	4		.375	8	3	0	1	
Oak.	—	—	—	—	—	.238	21	5	1	2		.250	8	2	0	2	
Sea.	—	—	—	—	—	.250	8	2	1	2		.111	9	1	0	2	
Tex.	1.000	1	1	0	0	.231	26	6	2	2		.000	9	0	0	0	
Tor.	—	—	—	—	—	.000	11	0	0	1		.000	4	0	0	0	
Pre-A.S.	.143	14	2	0	1	.246	130	32	2	10		.206	34	7	1	5	
Post-A.S.	.500	4	2	0	1	.234	167	39	8	18		.184	49	9	0	4	
Des. Hitter	1.000	1	1	0	0	—	—	—	—	—		1.000	1	1	0	1	
Pinch Hitter	.500	2	1	0	0	.500	12	6	0	2		.800	5	4	1	4	

#### ORIOLES 1980 BATTING

CLUB TOTALS										
Season	G	Pct.	AB	R	H	HR	R/GM			
Balto.	162	.273	5585	805	1523	156	4.97			
Away	81	.273	2711	397	739	75	4.79			
	81	.273	2874	408	784	81	5.04			
vs. Bos. (8-5)	13	.302	443	81	134	14	6.23			
Cal. (10-2)	12	.315	428	77	135	12	6.42			
Chi. (6-5)	12	.235	400	55	94	14	4.58			
Cle. (6-7)	13	.289	474	61	137	13	4.69			
Det. (10-3)	12	.285	439	75	125	14	5.77			
K.C. (6-6)	12	.238	382	39	91	10	3.25			
Mil. (7-6)	12	.248	459	51	114	12	3.92			
Min. (10-2)	12	.320	434	88	139	11	7.33			
N.Y. (7-6)	13	.231	416	53	96	14	4.08			
Oak. (7-5)	12	.236	407	39	96	11	3.25			
Sea. (6-6)	12	.275	415	68	114	14	4.56			
Tex.(6-6)	12	.291	426	54	124	16	5.67			
Tor. (11-2)	13	.268	462	64	124	11	4.92			
Pre-A.S. (42-36)	78	.264	2652	367	699	62	4.71			
Post-A.S. (58-26)	84	.281	2933	438	824	94	5.21			
										RBI
Des. Hitter		.255	631	75	161	27	114			
Pinch Hitter		.295	183	24	54	6	40			

#### ORIOLES LIFETIME INDIVIDUAL BATTING

AYALA						BELANGER						BUMBRY					
Season	Pct.	AB	H	HR	RBI	Pct.	AB	H	HR	RBI		Pct.	AB	H	HR	RBI	
Balto.	.262	256	67	16	46	.229	5595	1281	19	375		.290	3282	952	41	270	
Away	.276	134	37	11	31	.230	2681	617	8	188		.281	1592	448	20	123	
	.246	122	30	5	15	.228	2914	664	11	187		.298	1690	504	21	147	
vs. Bos.	.167	6	1	0	0	.262	611	160	3	44		.287	345	99	3	29	
Cal.	.429	7	3	1	2	.208	462	96	1	31		.276	239	66	1	20	
Chi.	.143	21	3	0	2	.247	442	109	0	26		.280	214	60	5	23	
Cle.	.250	25	6	1	4	.231	571	132	1	39		.313	323	101	4	29	
Det.	.417	12	5	1	2	.226	620	140	3	40		.310	290	90	6	35	
K.C.	.143	28	4	0	0	.223	368	82	2	25		.292	281	82	3	13	
Mil.	.269	26	7	3	8	.200	469	94	1	36		.287	314	90	3	22	
Min.	.450	20	9	2	6	.250	464	116	0	26		.271	266	72	1	17	
N.Y.	.297	37	11	1	5	.245	607	149	4	37		.260	315	82	8	33	
Oak.	.429	7	3	1	5	.173	324	56	2	18		.263	224	59	4	15	
Sea.	.281	32	9	4	8	.228	79	18	0	5		.352	125	44	1	7	
Tex.	.250	16	4	2	3	.235	494	116	2	43		.289	218	63	1	20	
Tor.	.105	19	2	0	1	.155	84	13	0	5		.344	128	44	1	7	

COREY						CROWLEY						DAUER					
Season	Pct.	AB	H	HR	RBI	Pct.	AB	H	HR	RBI		Pct.	AB	H	HR	RBI	
Balto.	.245	49	12	1	2	.256	1045	267	33	152		.261	1838	480	22	198	
Away	.233	30	7	1	2	.248	529	131	16	68		.267	888	237	7	108	
	.263	19	5	0	0	.248	529	131	16	68		.256	950	243	15	90	
vs. Bos.	.333	3	1	0	0	.303	152	46	6	23		.256	176	45	3	20	
Cal.	—	—	—	—	—	.282	85	24	1	8		.277	141	39	2	15	
Chi.	—	—	—	—	—	.311	45	14	2	11		.310	142	44	4	19	
Cle.	.286	14	4	0	0	.242	120	29	6	22		.231	156	36	2	14	
Det.	.000	2	0	0	0	.266	109	29	4	15		.268	168	45	2	15	
K.C.	.500	4	2	1	2	.183	60	11	1	9		.234	128	30	1	12	
Mil.	—	—	—	—	—	.297	101	30	3	14		.280	161	45	1	20	
Min.	.000	2	0	0	0	.267	75	20	4	15		.261	111	29	1	14	
N.Y.	—	—	—	—	—	.154	65	10	2	10		.167	114	19	1	8	
Oak.	.250	4	1	0	0	.223	94	21	4	12		.325	117	38	3	13	
Sea.	.267	15	4	0	0	.235	17	4	0	3		.274	113	31	0	16	
Tex.	—	—	—	—	—	.271	85	23	0	7		.216	125	27	1	7	



## THE ORIOLES 1980 HIGHLIGHTS

**2nd BEST RECORD IN BASEBALL:** At 100-62, the O's had the second best record in the majors, behind the Yankees' 103-59, but better than the other three division titlists: Royals (97-65), Astros (93-70) and Phillies (91-71).

**BEST IN MAJORS AFTER JUNE 14:** After June 14, at which point they were 28-30, the O's had the best record in the majors (72-32, .692)... The Yankees in that period were 67-38 (.638, the Royals 61-43 (.587), the Astros 59-48 (.551) and the Phillies 62-47 (.569).

The Birds were also tops among the 26 clubs after the all star break, 58-26 (.690), and played their best baseball of the year after losing the first game of a doubleheader in Minnesota on July 21, 52-20 (.722).

**PENNANT RACE CAPSULE:** Though the O's had moved from below .500 in mid-June to respectability by mid-July, they nevertheless continued to fall further behind the Yankees until, on July 14, they trailed by a season high 11 games. At that point, the O's were in a fourth place tie with a record of 44-39.

Over the next 5½ weeks, however, the Birds knocked 10½ games off that Yankee lead while moving into second place permanently (on July 29). For seven straight days, from Aug. 22 thru Aug. 28, the Birds trailed New York by exactly one-half game. That was as close as they would get.

From the end of August thru Sep. 16, the Yankees gradually re-built their lead to six full games (they were 14-1 in the first half of September while the O's were going 10-6). However, another Baltimore rally down the stretch allowed the Birds to pull within 2½ games going into the final weekend of the season following an unprecedented four game sweep of the Red Sox at Fenway Park.

The season ended four days later with the O's three full games back. For more details, see "Chronology of the 1980 Season" below.

**SEPTEMBER-OCTOBER:** Only the Yankees (25-8, .758) played at a faster pace in Sep.-Oct. than Baltimore (24-10, .706). The Phillies in that span were 23-11 (.676).

The keys to the O's success in Sep.-Oct. were offense and relief pitching. The Birds batted .290 over that 34 game stretch and scored nearly six runs per game. The hitting leader in that period was **Eddie Murray** who hit nine homers and drove in 32 runs in his last 28 games.

The bullpen went 8-2 with 11 saves in Sep.-Oct. with a 2.57 era (94.2 ip, 86 h, 27 er), led by a nearly flawless **Tim Stoddard**. Tim did not allow a run over 14 consecutive appearances in one spell, and from Sep. 1 to the end he won two and saved seven.

**100 WINS FOR 5th TIME:** The Orioles cracked the 100 mark in wins for the fifth time in club history (all under **Earl Weaver**) and for the second year in a row. Their 100 win seasons have all occurred in the last 12 years: '69, '70, '71, '79, '80.

The Birds had the dubious distinction of being only the fourth club to have won 100 games without winning a pennant or division title during the 27 years that Baltimore has been back in the big leagues (starting 1954).

In '54, the Yankees won 103 and finished eight games behind the Indians who won 111. In '61, the Tigers won 101 and trailed the Yankees who had 109 victories by eight also. In '62, the Dodgers and Giants both won 101 before San Francisco captured the pennant, winning two of three playoff games.

**ATTENDANCE RECORDS:** The O's set club attendance records both at home (1,797,438) and on the road (1,608,616)... The total was 3,406,054.

From Thursday, Aug. 14 thru Monday, Aug. 18, the O's and Yankees played five games in five days and attracted 249,605, representing the largest turnout for a single series in the entire history of baseball.

The 11 straight games against two first place teams (Yankees and Royals) from Aug. 8 thru 18 drew 517,910, (average 47,083). See page 2 for more on attendance.

**MAJOR LEAGUE FIELDING RECORDS, SET AND TIED:** The O's fielding percentage of .9849 was the highest in baseball history and their 95 errors tied the record for fewest in a season... See details under "Fielding" in "Summary" below.

**SET CLUB RECORDS IN HITS, RUNS AND AVERAGE:** The Birds set club records in hits (1523), runs (805) and average (.273)... Despite a decline in home run production from the year before (down from 181 to 156), the O's scored 48 more runs in '80. See "Batting/Home Runs" below under "Summary".

**STONE, O'S 6th CY YOUNG WINNER:** Steve Stone (25-7), who won 19 of 20 decisions (including 14 in a row) from May 9 thru Aug. 23, was the Birds' 6th Cy Young winner and their second straight (**Mike Flanagan** in '79). Only the Dodgers have won as many "Cys". The O's are the only club ever to have had three past Cy Young winners in their starting rotation at one time (**Stone, Flanagan** and **Jim Palmer**).

**TWO 20-GAME WINNERS:** The O's had the only staff in the majors with two 20-game winners (**Stone** and **Scott McGregor**, 20-8)... This was the 13th straight year the Birds have had at least one 20-game winner, a major league record. In that period, beginning in '68, 22 Baltimore pitchers have won 20 or more... See "20 Game Winners" on page 11.

**THREE .300 HITTERS:** For the first time in the club's 27 Baltimore seasons, the O's had three qualifying .300 hitters—**Al Bumbry**-.318, **Ken Singleton**-.304, and **Eddie Murray**-.300... They also had two 100 rbi men in **Murray** (116) and **Singleton** (104).

**BUMBRY, O'S 1st 200 HIT MAN:** Al Bumbry became the first Oriole ever to break the 200 barrier in hits (he had 205). The old record was 194, set by Brooks Robinson in '64... "Bee", voted the "most valuable Oriole" by writers and broadcasters, also scored 118 runs. He and K.C.'s **Willie Wilson** were the only players in the majors with 200 hits and 100 runs.

**O'S BEAT YANKS IN SEASON SERIES:** The O's were 7-6 vs. New York. The only other club with an edge in the season series against the Yankees was K.C. (8-4 plus 3-0 in ALCS).

In the last 17 years, the O's are 13-31 in season series vs. the Yankees (beginning '64)... See O's-Yankees highlights on page 49.

**93 RBI BY CATCHERS:** The Orioles' catching twosome of **Rick Dempsey** and **Dan Graham** combined to drive in 93 runs while splitting the chores behind the plate (Dempsey-40, Graham-53... Graham had one other rbi as a 3rd baseman).

Only once before have the O's enjoyed such production from their catchers. That was in '73 when **Earl Williams** (65), **Andy Etchebarren** (23) and **Ellie Hendricks** (15) collaborated for 103.

\*\*\*\*\*

## DETAILED SUMMARY, ORIOLES 1980 SEASON

**ARTIFICIAL TURF:** Thru the years, the Orioles have been slightly less than a .500 club on artificial turf. Last season in the three A.L. parks with carpet, the Birds were 9-10 (K.C....2-4, Sea....2-4, Tor....5-2), and lifetime they are 47-50 (K.C....18-29, Sea....13-9, Tor....16-12).

In '79, a pennant winning year, they were 12-6; in '78 6-12 and in '77 9-9.

**BATTING/HOME RUNS:** Despite club records in hits, runs and average (see highlights above), the O's finished sixth, fifth and seventh, respectively, in those categories.

The Birds were fourth in home runs (156) behind Milwaukee (203), New York (189) and Boston (158)... There were three Baltimore grand slams in '80, down from eight in '79: **Terry Crowley**, **Dan Graham** and **Pat Kelly**.

The O's grounded into 158 double plays, second only to Cleveland (165).

**CLOSE GAMES/LATE INNING WINS:** After a dismal 1-8 start in one-run games (thru May 11), the Orioles rallied and went 27-15 the rest of the way to finish third in the league at 28-23 behind K.C. (29-12) and New York (30-20).

In games decided by one and two runs (17-11), the O's were 45-34 (.636) in 79 games, just under half the entire schedule, and again ranked third behind K.C. (42-24) and New York (46-29).

The O's were 78-8 in games in which they took a lead into the seventh inning. They were 35-24 in games decided in the sixth or later, and 27-23 in games decided in the seventh or later.

**Ken Singleton** produced six of his 19 major league leading gwrbi in the sixth inning or later. **Eddie Murray** was close behind with five and **Doug DeCinces** had four... The Birds won six games at home in "sudden death" fashion... **Lenn Sakata** produced two of those (June 2 vs. Mil. and June 18 vs. Oak.) while **John Lowenstein**, **Singleton**, **DeCinces** and **Gary Roenicke** drove in the decisive run once each.

**DAYS IN EACH POSITION:** 1st (2), 2nd (76), 3rd (14), 4th (26), 5th (38), 6th (15), 7th (1)... The only two days the O's occupied the top spot were Apr. 10 (1-0, tie) and April 18 (5-3, ½ game lead)... They dropped to the cellar for one day, May 12 (12-17), and were in second place permanently from July 27 on.

After Apr. 20, the closest Baltimore came to first place was a half game, the margin by which they trailed the Yankees for seven consecutive days (Aug. 22 thru 28). Their largest deficit was 11 games on July 14 when the O's were 44-39.



## ORIOLES 1980 SUMMARY (Cont.)

**DESIGNATED HITTERS:** The Orioles designated hitters combined for a .255 average (161-for-631), 11th in the league. However, they provided good power and run production. With 27 homers they were tied for second with Detroit, two behind the Yankees, and their 114 rbi were second behind Kansas City (119).

Individually: **Terry Crowley**-.290 (60-for-207), 11 hr, 46 rbi, 65 g... **Benny Ayala**-.236 (26-for-110), 9 hr, 23 rbi, 41 g... **Lee May**-.228 (42-for-184), 5 hr, 23 rbi, 58 g... **Pat Kelly**-.205 (18-for-88), 1 hr, 14 rbi, 30 g.

**DOUBLEHEADERS:** The O's played only five doubleheaders, fewest in 27 A.L. seasons (previous low was 10 in '78 and the high was 32 in '55)... Only one of the twin bills was played at home (Sat., Oct. 4 vs. Cle.) and that was the result of a rainout the previous day... Overall, the O's won two and split three.

**FIELDING:** The Orioles led the league in fielding with a major league record fielding percentage of .9849 (95 errors, 6293 chances), surpassing the old standard of .9847 set by the '64 Birds. The National League record is .9846 by the '77 Cincinnati Reds.

Their 95 errors tied the major league low set by the O's in '64 and matched by the Reds in '77.

It was the sixth time in the last seven seasons the O's have led the league in fielding percentage, and the 10th time in the last 18 years (starting '63). In all, the Birds have finished first or second in percentage 17 times in the last 21 campaigns (starting '60).

**Rich Dauer** was second to Minnesota's **Rob Wilfong** (.995) at second base with a .991 percentage (6 e, 694 tc). He did not make an error at that position over his last 68 games while handling 361 consecutive chances after a July 11 throwing error.

**Gary Roenicke** led all qualifying outfielders with a 1.000 percentage (0 e, 205 tc) in 113 games and led Orioles outfielders in assists (8).

**Doug DeCinces** led A.L. third basemen in assists (340), total chances (460 excluding errors) and double plays (41)... He also led in those three categories in '77. **Al Bumbry** (488 po, 7 a, 5 e, 500 tc) was second in putouts and chances among outfielders to Oakland's **Dwayne Murphy** (507 po, 527 tc).

**Mark Belanger** fielded .975 (10 e in 401 tc), his lowest percentage since '73, but remained the A.L.'s all-time leader at shortstop with a .977 pct. (199 e in 8660 tc). **Eddie Murray** was second among the league's first basemen in putouts (1369), total chances (1455), and double plays (158).

**HOME AND AWAY:** The O's 50-31 home record (.617) was second to the Yankees' 53-28 (.654). The Birds had an identical road record (50-31), the best in club history, which tied the Yankees for the best in the league. Baltimore was 31-11 (.738) on the road after the all-star break.

**INJURIES:** The O's experienced more than their usual number of disabling injuries in '80, particularly in the first half of the season.

**Dennis Martinez** missed nearly seven weeks of the regular season plus some spring training with tendinitis in his right shoulder; **John Lowenstein** was out for a total of six weeks with four different injuries (hip and shoulder bruises-twice, bruised neck and sprained tendons in right hand); a fractured left wrist disabled **Gary Roenicke** for five weeks.

**Mark Belanger** was sidelined twice for a total of four weeks with bruised ribs and a pulled calf muscle; **Doug DeCinces**, plagued with lower back and leg problems the past two years (degeneration of facets in lower lumbar spine) missed only 16 games in total, but was troubled off and on all year long; **Kiko Garcia**, with a chronic stiffness in his lower back and thighs, was on the disabled list for 15 days after being laid up in spring training for another two weeks.

**Scott McGregor** developed tendinitis in his left elbow during spring training and didn't pitch again until 13 days into the regular season.

**Eddie Murray's** string of 444 straight games was snapped when he suffered a fractured right orbit after being hit by a bad hop off the bat of **George Brett** (July 13). He missed four games before returning as a pinch-hitter, but didn't return to first base until July 21.

**Ken Singleton** (heel bruise, injured back), **Terry Crowley** (pulled hamstring), **Rick Dempsey** (pulled calf muscles), **Lee May** (pulled calf muscle), **Dave Ford** (stiff right shoulder), **Jim Palmer** (back, shoulder, elbow) also missed time and/or played with pain at various times during the season. See individual biographies for more details on injuries.

**MONTH-BY-MONTH:** April...7-11 (.389); May...15-13 (.536); June...17-9 (.654); July...16-11 (.593); August...21-8 (.724); September...21-9 (.700); October...3-1 (.750).

**PINCH-HITTING:** The Orioles led the American League in pinch-hitting with a .295 average (54-for-183) and tied for second in both homers (6, one behind Texas) and rbi (40, three behind the Rangers).

Individually: **Terry Crowley** batted .297 (11-for-37) while leading the league in pinch-hit at bats (37), finishing tied for second in hits (11) and second in total bases (19). Crowley has a .274 (90-for-329) average as a career pinch-hitter and his 90 pinch-hits tied him for tenth on the all time list with **Ed Kranepool** and **Elmer Valo**. He is third behind **Mike Lum** (95) and **Jose Morales** (94) among actives.

**Lee May** batted .407 (11-for-27) with five rbi... **Lenn Sakata**, who had never pinch-hit in the majors before '80, went 4-for-5 (.800) with a homer and four rbi and won two games with "sudden death" pinch-hits... **Gary Roenicke** batted .500 (6-for-12) and **John Lowenstein** .417 (5-for-12)... **Benny Ayala** batted only .179 (5-for-28) in that capacity but shared the A.L. lead with two homers, and was tied for second in pinch-hit rbi (9)... **Pat Kelly**, the A.L.'s top pinch-hitter in '79, batted .276 (8-for-29) and also hit two home runs as a pinch-hitter.

**PITCHING:** The O's were tied in the league with a 3.64 era, trailing Oakland (3.46) and New York (3.59)... It was the 17th time in the past 24 years the Birds had finished among the top three. They led the A.L. in '79 by a wide margin (3.26).

The O's allowed fewer runs (640) than any other club, but yielded more earned runs (591) than either the A's (566) or Yankees (583)... Baltimore was third in complete games (42) and fourth in hits allowed (1438).

Relievers: On July 21, the O's bullpen had a collective 3-15 record with 20 saves and a 3.92 era (222.2 ip, 206 h, 97 er) in 103 appearances. In 87 appearances over the last 71 games, the relief staff had a 12-2 mark with 20 saves and an era of 2.40 (154 ip, 133 h, 41 er).

The three principles in the bullpen (**Tim Stoddard**, **Tippy Martinez**, **Sammy Stewart**) were 3-11 with 19 saves and an era of 3.71 (143 ip, 123 h, 59 er) thru July 21... After that, in 70 appearances, they were 12-1 with 20 saves and a 2.20 era (118.2 ip, 99 h, 29 er).

On the year starters were 85-45 with a 3.76 era (1083.1 ip, 1099 h, 453 er) while relievers were 15-17 with 41 saves and a 3.30 era (376.2 ip, 339 h, 138 er).

**STREAKS, WINNING & LOSING:** The O's put together their longest winning streak in two years, from Aug. 1 thru 11, winning 10 in a row to cut New York's lead from 7½ to 2½ games. The Birds lost four of the next five, but then reeled off eight straight victories, from Aug. 17 thru 24, to cut the Yankees' margin to one-half game. Those two streaks were part of a 26-6 stretch (July 21-2nd game thru Aug. 24).

The O's longest losing streak was six, from Apr. 19 thru 25... They did not lose more than three straight at any other time during the season.

\*\*\*\*\*

## CHRONOLOGY OF THE 1980 SEASON

### SLOW START

Slow starts by the Orioles have become a Baltimore tradition, like crabcakes and marble steps. In each of the last eight years (see box below) the O's have faltered out of the starting block, yet, in seven of those seasons, recovered in time to make a race of it and/or won 90 or more games.

Fortunately, for Baltimore, the baseball season is not a sprint; it's a long-distance run.

So, it wasn't surprising that the defending A.L. champions, despite an opening day win in Chicago and a sweep of Jim Frey's formidable K.C. Royals in the O's first home series, finished April with a 7-11 record, including a 1-4 mark against the Yankees.

### EARLIER SLOW STARTS

- '73...21-22 on June 2...won eastern division by eight games with 97-65 record.
- '74...63-65 on Aug. 28, 4th, 8gb...finished at 91-71 and won division by two games.
- '75...42-44 on July 17...wound up at 90-69, 2nd, 4½ gb.
- '76...46-48 on July 25...O's didn't win 90 this year, they finished at 88-74, 10½ games back, but did gain second place.
- '77...1-4 on Apr. 14...had 97-64 record good for a 2nd place tie (with Boston), 2½ games back.
- '78...0-5 on Apr. 12 and 23-25 on May 3...finished at 90-71, 4th, 9 games behind.
- '79...3-8 on Apr. 18...won division by eight games with 102-57 record.
- '80...28-30 on June 14...finished with a 100-62 record, 2nd, three games back.



## ORIOLES 1980 CHRONOLOGY

**Apr. 10-13**—The O's won their opener for the 17th time in 27 years as **Jim Palmer** beat **Steve Trout**, 5-3. . . However, the Chisox, led by **Lamar Johnson**, won the last three games of the weekend series. . . (1-3).

**Apr. 15**—The largest home opening day crowd in Baltimore history (50,199) watched the Orioles ruin **Jim Frey's** homecoming with a 12-2 rout that gave **Palmer** a 2-0 record. . . (2-3).

**Apr. 16-17**—**Mike Flanagan** and **Larry Gura** both went the route, but Mike emerged with a 2-1 victory, then **Steve Stone** bested **Rich Gale**, 5-2, to complete the sweep. . . (4-3).

**Apr. 21-22-23**—At New York, the O's dropped three straight by scores of 3-2, 5-4 and 6-5. . . (5-8).

**Apr. 26**—**Flanagan** again beat the Royals, this time with a shutout to snap an Orioles six game losing streak. . . (6-9).

**Apr. 29**—After a rainout the previous night, the Yankees won their fourth straight one-run game over the Birds, 4-3. **Rick Dempsey** enjoyed his first two-homer game ever in the losing cause. . . (6-11).

**Apr. 30**—In what Peter Pascarelli of the *News-American* called "Victory at Sea", the Orioles finally beat New York, 7-4, in a game dominated by rain and mud. **Tim Stoddard** ended it when he forced **Reggie Jackson** to fly out with the bases loaded in the 9th. . . **Stone** was the winner. . . (7-11).

The month of May wasn't much better, and neither was the first part of June. On June 14 the O's were still two games under .500 (28-30), in 6th place, and already 8½ games off the pace.

To that point, only **Al Bumbry**, the O's fleet centerfielder, and righthander **Stone**, then in the early stages of a 14-game winning streak and a stretch that would net him 19 wins in 20 decisions, were enjoying all-star seasons. Injuries had already sidelined such prominent cast members as **Scott McGregor**, **Dennis Martinez**, **Palmer**, **Gary Roenicke**, **John Lowenstein**, **Doug DeCinces** and **Kiko Garcia** for significant periods.

**May 5**—The Twins beat **Stone** at Baltimore to snap his Memorial Stadium winning streak, extended over two years, at nine (his last loss at home had also been to the Twins on June 5, '79). It was to be **Steve's** last defeat anywhere for 12½ weeks. At the moment he was 2-3. . . (9-13, 3½ gb).

**May 12**—The visiting Rangers behind **Jon Matlack** beat the O's, 5-1, and dropped the Birds to seventh and last place for one day. . . (12-17, 7th, 5 gb).

**May 30-31**—**Terry Crowley's** 10th inning homer gave the O's an overtime win at Minnesota. . . The next night **McGregor** won big, 11-1. . . (22-24, 5th, 7 gb).

**June 2**—Batting for the first time ever against his former teammates, the Milwaukee Brewers, **Lenn Sakata** homered as a pinch-hitter leading off the 11th inning to give Baltimore a 9-8 "sudden death" victory. . . **Rich Dauer** chipped in with five hits. . . (23-24, 4th T, 7½ gb).

**June 11**—The A's **Tony Armas** hit a grand slam off **Sammy Stewart** in the 14th to give **Mike Norris**, who went the route while throwing 168 pitches, the 6-2 win at Oakland. . . (27-28, 3rd, 7½ gb).

**June 14**—The O's blew an early 4-0 lead at the Kingdome, and ultimately succumbed, 9-8, to the Mariners. . . (28-30, 6th, 8½ gb).

### THE FIRST TURNING POINT

June 15 represented the first upward turn. The O's began their first genuine hot streak (13-3 thru July 2) that day, and it was not a coincidence that **Ken Singleton** was emerging from a deep slump at just about the same time. While the O's were winning 13 of 16 games, Ken began a super streak that extended over the next six weeks (37 games). During that period he boosted his average from an un-Singleton-like .236 to a season high .309.

**June 17**—**Stone's** sixth straight win, a route-going five hitter vs. the Angels with 11 strikeouts, put the O's above .500 for good. . . (31-30, 5th, 8½ gb).

**June 18**—**Sakata**, for the second time in June, delivered a "sudden death" game-winning hit, this one a 9th inning single that gave **Flanagan** a 3-2 victory over the A's. . . (32-30, 4th, 8½ gb).

**June 19**—**John Lowenstein** provided both the season's most unorthodox winning run and its biggest laugh in a game at home against the A's. In the 8th inning, he delivered a pinch-single to right that scored the tying run and sent **Bumbry** scooting from first to third. Then, as rightfielder **Armas** unleashed a throw to the plate, John broke for second. First baseman **Jeff Newman** cut off the throw, and relayed to second trying to nail Lowenstein. And nail

him, he did, in the back of the neck. As John went down, the ball caromed into the outfield, and **Bumbry** jogged home with what would be the winning run.

But the fans' glee was short-lived. It was obvious that "Steiner" had been hurt and a stretcher was rushed out. As he was carried off the field lying motionless, as if unconscious, the stadium rocked with sympathetic applause. Moments later, laughter replaced sympathy when the fallen athlete suddenly sat bolt up-right and gave out with his best double-fisted salute just before the stretcher disappeared down the dugout steps.

"I had it planned halfway to the dugout," he said later, "after all we WERE on tv." X-rays were negative.

### BRIEF RELAPSE

Much of the O's recent progress, however, was blunted just before the all-star break when they dropped three of four to the visiting Red Sox over the July 4th weekend. At intermission, the O's were 42-36, in 4th place and nine games out.

When competition resumed four days later, the O's lapsed into a .500 syndrome, winning only six of their next 12. It was during that period, on July 14, that they dropped 11 games back of the Yankees (for one day only). It was their largest deficit of the year in the games behind column.

### SECOND TURNING POINT

That "win one-lose one" stretch reached its frustrating climax on July 21, at Minnesota, in the first game of a two-night doubleheader. After jumping out to an early 5-1 lead, the Birds dropped an 8-7 decision to the Twins in extra innings.

There is nothing to suggest that **Earl Weaver** delivered a Rockne-like address between games that night, but the record shows that beginning with the nightcap of that twin bill to the end of the season, the O's went 52-20 (.722), a pace that was shortly to provide the only pennant race the American League would experience in 1980.

**July 21**—Spearheaded by **Dan Graham's** first career grand slam, the O's won the second game of a doubleheader at Minnesota, 12-5, after losing the opener in extra innings. . . **Graham**, a former Twin, wound up driving in 13 runs in the last three games of the series, all won by the O's. . . (49-42, 4th, 9½ gb).

**July 23**—**Singleton** went 4-for-5 to help the O's slip by the Twins, 8-7. In 37 games, Ken had raised his average 73 points to a season high .309, and had reached base safely at a 54% clip. . . (51-42, 4th, 9 gb).

**July 26**—**Stone** beat Milwaukee's **Mike Caldwell** to record his 14th straight win, longest streak in the A.L. since **Gaylord Perry's** 15 in a row in '74. . . (52-43, 4th, 9 gb).

**July 29**—The O's moved into second place for good as the O's outlasted the Rangers, 4-3, at Texas despite **Charlie Hough's** first big league complete game. . . (54-43, 2nd, 7½ gb).

**Aug. 7**—**McGregor** bested Chicago's **Trout**, 2-1, to give the O's their sixth straight win and their 10th victory in 11 games. . . (61-44, 2nd, 5½ gb).

### 11 DAYS IN AUGUST (The 8th thru the 18th)

After winning the last three games in Minnesota, the O's had taken two of three from both Milwaukee and Texas, then swept three game sets from both the Twins and White Sox at Baltimore.

So, on the eve of a unique stretch during which they would play 11 games in 11 days against first place clubs, the O's had cut the Yankee lead in half, to 5½ games from 11 on July 14.

The Birds' awesome schedule called for three games in New York, three at Kansas City then five at home against the Yankees.

For openers, the O's swept the three games in Yankee Stadium in one of the most exhilarating experiences a Baltimore club has ever known. Then, the O's won the first game at Royals Stadium on Aug. 11. . . They had now won 10 in a row, and 17 of 19 since that first game loss at Minnesota three weeks earlier.

However, the Royals won the next two games and the O's returned to Baltimore to face the Yankees in a first-ever five game, five date series. An 0-5 or 1-4 would have negated the O's notable recent gains, but the Birds hung on to win the series, three games to two, before nearly a quarter million people, the largest attendance for a single series in baseball history.

At the end of those 11 days, the O's had won seven, including six of eight vs. New York and had pulled to within 2½ games on Monday, Aug. 18. The 11 dates had drawn a whopping 517,814.



## ORIOLES 1980 CHRONOLOGY

**Aug. 8**—The O's drew first blood with a come-from-behind three run rally in the 8th inning featuring an **Eddie Murray** homer that tied the score, a double by **DeCinces** on a disputed trap by leftfielder **Bobby Murcer**, and a two-run single by **Lowenstein** that put the Birds ahead for good. After the game Yankees owner **George Steinbrenner** issued a statement from Tampa, publicly ridiculing the umpires' call on the Murcer play, despite the fact that he had not been there to see it. . . (62-44, 4 1/2 gb).

**Aug. 9**—Behind **Stone's** route-going seven hitter, the O's rallied in the 8th to break a 2-2 tie with a two run outburst on **Dauer's** double, a long triple off the wall by **Singleton** and **Benny Ayala's** single. **Oscar Gamble** had hit a two-run homer in the 1st, but **Bumbry** tied it with his own two-run shot off **Tom Underwood** in the 3rd. . . It was **Stone's** 16th win in 17 decisions. . . (63-44, 3 1/2 gb).

**Aug. 10**—In the Sunday finale, it appeared that a sensational Orioles weekend would be downgraded to "good" when the Yankees battled back from an 0-4 deficit to take a 5-4 lead in the 7th off **Flanagan**. In the 9th, however, leadoff man **Sakata's** deep drive dropped for a triple in center, then, two outs later, **Dempsey** who played brilliantly all weekend on two bad legs, singled home the tying run and **Murray** doubled in the winning tally, both off **Tommy John**. In the home 9th, **Stoddard** set the Yankees down in order to nail down the sweep. . . (64-44, 2 1/2 gb).

**Aug. 11**—At K.C. the O's behind **Dennis Martinez**, just off the disabled list, beat the Royals and **Gura**, 2-1, to extend their winning streak to 10 games. . . (65-44, 2 1/2 gb).

**Aug. 12-13**—The Royals captured the next two games, however, and the O's returned home with a 65-46 record, 3 1/2 games back of the Yankees.

**Aug. 14**—**Stone** went the route for the second time in six days against the Yankees, beating **Underwood** again, 6-1. . . **Stone** was 3-0 vs. the Yanks in '80 and all his wins were at **Underwood's** expense. . . (66-46, 2 1/2 gb).

**Aug. 15-16**—**Rich Gossage**, at his unhittable best, came on to save 4-3 and 4-1 wins for **John** and **Perry** (making his first start for NY) on Friday and Saturday, retiring 14 of 15 batters he faced in the two games. . . An oddity occurred on Friday when both leadoff men, **Willie Randolph** and **Bumbry**, hit first inning homers. On Saturday night, **Ruppert Jones** made a home run saving catch on a **Murray** drive. . . (66-48, 4 1/2 gb).

**Aug. 17**—On Sunday, **McGregor**, the big game specialist, tied the series at two apiece when he beat the Yankees, 1-0, on a 102 pitch, six-hit masterpiece. The win was made possible by **Crowley's** 6th inning rbi double. . . (67-48, 3 1/2 gb).

**Aug. 18**—The series climaxed on Monday with a 6-5 Baltimore win in a five o'clock game before a full house. . . The O's led 6-2 thru seven, but in the 8th New York rallied for three off **Palmer**. . . In the 9th with **Stoddard** pitching, the Yankees had the tying and lead runs in scoring position with two outs when **Stoddard** retired **Bucky Dent** on a third called strike to end it. . . (68-48, 2 1/2 gb).

### CLOSING IN

Both clubs left Baltimore immediately after the fifth game for the west coast where the O's inched closer to the top. They won all three games in Anaheim while the Yankees took only two of three at Seattle (lead 1 1/2 games). In Oakland the O's swept three from the A's (they had now won 26 of 32) and the Yankees again only won two of three, this time in Anaheim (lead 1/2 game).

Then **Billy Martin's** A's beat the Yankees twice in a row. Unfortunately, the Mariners were doing the same thing at the same time to the O's in the Kingdom, and the Birds were never able to penetrate that 1/2 game shield.

**Aug. 19**—**Stone** won his 20th game of the year and had a no-hitter for 7 1/2 innings as the O's beat the Angels, 5-2. . . (69-48, 2 1/2 gb).

**Aug. 22**—**Roenicke's** 9th inning homer at Oakland gave **Stewart** an impressive 3-2 win in relief of **Palmer** at Oakland. The win pulled the O's to within 1/2 game of the Yankees for the first time. . . (72-48, 1/2 gb).

**Aug. 23**—**Stoddard** fanned five of the six batters he faced to save **Stone's** 21st win and **Graham** drove in all four O's runs at Oakland (73-48, 1/2 gb).

**Aug. 24**—**Flanagan's** 3-0 shutout win at Oakland spoiled "Billy Martin Day" for the natives. . . (74-48, 1/2 gb).

**Aug. 25-26**—The O's eight game win streak (and 26-6 stretch) came to an end in Seattle when the M's mauled **Dennis Martinez** and **Dave Ford** for six runs in the 1st inning enroute to a 10-5 victory on the 25th. . . The next night **Bruce Bochte** broke up a tight pitching duel between **McGregor** and **Floyd Bannister** with a "sudden death" homer in the 9th to give Seattle a 2-1 win. . . (74-50, 1/2 gb).

**Aug. 28**—The O's returned home to set a club record with a 26-hit outburst that buried the Angels, 13-8. . . They also tied a club mark with eight doubles and the combined hit total (40) set another record for an Orioles game. . . The O's led 11-2 after three innings. It was the last day they would be as close as 1/2 game back of New York. . . (75-50, 1/2 gb).

**Aug. 29**—Young **Freddie Martinez** blanked the Birds and **Stone**, 5-0, to drop them 1 1/2 games off the pace. . . The O's had won all nine games in the season series with the Angels to that point. . . (75-51, 1 1/2 gb).

### SEPTEMBER-OCTOBER (24-10)

The O's remained exactly 1/2 game back for the seventh straight (and last) day by winning the homestand opener against California on Aug. 28. When the month ended three days later they were 1 1/2 games back.

Then, thru the first 16 days of September, Baltimore played relatively well (10-6) but plummeted six games back as New York captured 14 of 15 games in the same period. The most damaging blows dealt the Birds in that span were administered by the A's who won three of four games in Baltimore and by the Blue Jays who took two of four in Toronto.

Sparked by **Murray** who drove in 32 runs and hit nine homers in his last 28 games, the O's rallied again, and, over the next two weeks (from Sep. 17 thru Oct. 1), went 13-3 to pull within 2 1/2 games after sweeping the Red Sox four straight in Fenway Park.

However, the next day (Thu., Oct. 2) the Yankees clinched a tie while the O's were idle. On Friday both clubs were rained out, then on Saturday, Oct. 4, just before the O's took the field for a doubleheader at home against Cleveland, **Reggie Jackson** hit a game-winning home run against the Tigers that clinched the eastern division title for the Yankees.

It was the latest the Orioles had ever been eliminated from a pennant race (i.e., the day before the end of the season). . .

In September-October, the O's had gone 24-10, a .706 pace, but it wasn't enough to catch the 25-8 (.758) Yankees.

**Sep. 4-7**—**Dwayne Murphy** and **Rickey Henderson** put on a two man show to spark Oakland to three wins in a four game series at Baltimore. . . **Rick Langford**, **Matt Keough** and **Steve McCatty** all went the route to win. . . (80-55, 4 1/2 gb).

**Sep. 12**—Toronto notched its first win of the year against the O's after seven straight losses as **Joey McLaughlin** defeated **Flanagan**, 7-5. (85-56, 4 gb).

**Sep. 14**—Despite three home runs by **Murray** at Exhibition Stadium, the O's lost to the Blue Jays in 13 innings, 4-3. . . (86-57, 5 gb).

**Sep. 16**—The Tigers dropped the Birds six full games back as **Jack Morris** bested **Stone**, 8-3. . . (86-58, 6 gb).

**Sep. 23-24**—After losing the series opener, 5-3, the day before, the O's won two games in come-from-behind fashion from the Red Sox at Baltimore. . . On the 23rd, the O's scored three times in the 8th to take an 8-6 victory in a comedy of errors that included a 50-minute eight run 1st inning (O's scored 5, Sox-3). . . The next night, the O's spotted the Carmines an early 7-1 lead but tied the game in the 3rd, and again in the 4th before finally snapping a 9-9 tie with a three-run 7th featuring a **DeCinces** home run with two aboard off **Mike Torrez**. . . Both **Crowley** and **Tony Perez** hit two homers and drove in five runs. . . (93-59, 5 gb).

**Sep. 26-27-28**—The O's suffered costly one-run losses at Cleveland on Friday and Saturday. . . **Bo Diaz** contributed significantly to the O's demise in both with five rbi in the two games. . . On Sunday, the Birds behind **Palmer** and **Stoddard** won, 5-3. . . (94-61, 4 1/2 gb).

**Sep 29-30, Oct. 1**—The O's scored 32 runs on 48 hits, including nine homers, to sweep a four game series at Fenway Park and pulled within 2 1/2 games of the Yankees on the eve of the season's final weekend.

**Oct. 4**—After watching the Yankees clinch the division title on television, the O's went out and beat Cleveland at Memorial Stadium in 13 innings on **Roenicke's** solo homer. In the second game, **Mike Boddicker** lost his major league debut, 6-4. . . (99-62, 3 gb).

**Oct. 5**—**McGregor**, in the final game of the year, became a 20-game winner on his fourth try, defeating the Indians' **Len Barker** who was also trying for his 20th, and the O's reached the 100 mark in wins for the second straight year. . . (100-62, 3 gb).



## ORIOLES VS. OPPONENTS—1980

**vs. BOSTON** ('80: 8-5, Lifetime: 247-250)... After a second straight 8-5 season against Boston, the O's crept to within three games of tying the Red Sox lifetime, but the Carmines remain the only A.L. club with a winning record against Baltimore.

**Season Series:** The two clubs had a combined .301 average (Bal.-.302, Bos.-.299) and each hit 14 homers, but the O's had a wide edge in runs (81 to 61). In pitching, the O's 4.50 era was impressive only in contrast to Boston's 5.84.

The O's ultimate dominance in the series was not easily achieved. They were 2-5 against the Sox thru Sep. 22, then won the last six games. The O's were 6-1 vs. Boston in Sep.-Oct. '80, and 5-2 against the Red Sox in Sep.-Oct. '79.

The Birds' first ever four game sweep at Fenway in the final week of the season enabled them to pick up two games on New York and pull within 2½ with three games left. In all, the O's were 5-1 at Fenway with a .329 average (70-for-213) and 10 homers. See "Chronological Summary" for highlights of some of the Orioles-Red Sox games.

**Red Sox: Tony Perez**, in his first A.L. season, led all Orioles opponents in home runs (6) and rbi (17) and tied Chicago's **Lamar Johnson** as the top hitter vs. the Birds (.478, 22-for-46). He did most of his damage at Memorial Stadium where, in seven games, he hit .538 (14-for-26) with five homers and 12 rbi.

**Jim Rice**, though limited to seven games because of a broken right hand, batted .448 (13-for-29) with three homers and nine rbi... Lifetime Rice has a .345 average (116-for-336) with 22 homers and 70 rbi in 85 games... He has driven in 48 runs in 49 games vs. the O's over the last four years... Rice went 3-for-5 vs. **Steve Stone** and is now 21-for-37 (.568) lifetime against him... **Jim Palmer** has held Rice to .237 (17-for-73) lifetime, but eight of Rice's hits off Palmer have been home runs (the first seven of those were solos, but the last was a three run job on Sep. 23, '80 at Baltimore.)

**Fred Lynn** appeared in only two games, went 2-for-7, and now has a .303 career average vs. Baltimore (88-for-290)... **Rick Miller's** 9 rbi vs. Baltimore last year (in 12 games for the Angels) represented nearly 25% of his total rbi production (38 in 129 games).

**Carl Yastrzemski** played in only five games, batted .267 (4-for-15) and is now batting an even .300 (345-for-1150) lifetime vs. the O's... He has hit 32 of his 419 career homers against the Birds.

**Mike Torrez** was 0-3 against the O's and has lost seven straight decisions to the Birds since he last beat them on June 25, '78 at Boston (a cg win over Dennis Martinez). In the last two years, Mike is 0-5 with a yield of 38 hits, 11 walks and 30 earned runs in 22.1 innings (12.09 era). In '80 alone he gave up 24 hits, five walks, and 19 earned runs in 12.2 innings (four games, two starts) and had a 13.50 era.

Torrez hasn't won at Memorial Stadium since beating Palmer on Apr. 30, '76, and has gone 0-5 in Baltimore during the interim... Since joining the Red Sox in '78, he is 2-7, and, since leaving the O's in the spring of '76 (traded to Oakland), Mike is 5-9 against them.

**Dennis Eckersley** was 1-1 against Baltimore in two games and is now 6-7 lifetime. He was 4-0 at the start of his career while with Cleveland (thru May 24, '76), but has since gone 2-7 vs. the Birds.

**Orioles: Ken Singleton** batted .432 (19-for-44) with 12 rbi in 13 games vs. Boston... He has a .320 lifetime average against the Sox (101-for-316)... **Terry Crowley** hit .357 (10-for-28) with 12 rbi and three homers in 11 games and now has a career mark of .303 (46-for-152) vs. the Carmines... On Sep. 24 both Terry and **Perez** hit two homers and drove in five runs... **Eddie Murray** also had 12 rbi and three homers against Boston in '80.

Despite his problems with Rice and a 7.53 era (21 hits, 12 er, 14.1 ip), **Steve Stone** was 2-0 in three appearances... In six games **Tim Stoddard** with 1-0 with two saves and an 0.96 era (9.1 ip, 1 er).

**vs. CALIFORNIA** ('80: 10-2, Lifetime: 158-126)... For the first time in history, the O's went undefeated at Anaheim (6-0), and are now over .500 lifetime (52-47) in the "Big A"... The Birds have won 10 of their last 12 regular season games there, and 11 of their last 14 including the '79 ALCS.

Over the last two seasons, the O's are 19-5 overall against the Angels (22-6 including ALCS).

**Season Series:** The O's dominated the season series. Aside from their 10-2 record, they out-hit the Angels (.315 to .233), out-scored them (77 to 52) and out-homered them (12 to 4)... The Birds' 3.88 era was more than two earned runs per game better than Cal's 5.91.

**O's on West Coast:** The west coast has often been the "land of broken dreams" for visiting clubs, including the Orioles, except for the last three years. In that period, the Birds are 37-15 (.712) out there (12-6 in '80, 13-5 in '79 and 12-4 in '78)... Overall, in those three seasons, the O's have done even better against the three Pacific Coast representatives, 74-29 (.718): 23-13 in '80, 27-9 in '79 and 24-7 in '78.

**Angels: Dan Ford** was California's leading hitter at .476 (10-for-21) though he played in only six games, but the leading run producers were **Rick Miller** and **Jason Thompson** (after coming over from Detroit in May) with nine each. **Bobby Clark** hit only .182 (6-for-33) in the season series, but was the only Angel to hit two homers vs. Baltimore.

Despite his second straight sub-par year with the bat against the O's, **Red Carew** (.268, 11-for-41) maintains a .310 career average against them (172-for-555), but that is well below his overall lifetime figure of .333 (2394-for-7184).

Since leaving Baltimore, neither **Bobby Grich** nor **Don Baylor** has enjoyed outstanding success against the O's... Grich who hit only .182 (6-for-33) vs. the O's in '80 has a career mark of .200 (22-for-110) with one homer and eight rbi in 34 games against them (four years)... Baylor has fared somewhat better with a .251 average (49-for-195), eight homers and 26 rbi in 52 games over five seasons. In '80 Don batted .269 in seven games (7-for-26) with no homers and four rbi.

**Freddie Martinez** was one of only two Cal pitchers to beat the O's (along with reliever **Mark Clear**) and his winning effort was a masterpiece; a six hit, 5-0 victory representing his first shutout and first complete game in the majors. It was the only route-going effort by an Angel in the season series.

**Chris Knapp** was 0-4 in four appearances including three starts... He is 0-5 including ALCS since his lone career win against Baltimore on Aug. 18, '78... Geoff Zahn who came over from Minnesota during the winter has an 0-7 career record vs. the O's (compiled during four years with the Twins)...

Over the last two years John Montague has pitched in 10 games vs. Baltimore (including two in ALCS) and has been touched for 45 hits and 31 earned runs in 24 innings (11.63 era).

**Orioles:** Of the 16 Baltimore players who batted against California in '80, 11 hit over .300... **Eddie Murray** led in homers (3) and rbi (10) while both **Rick Dempsey** and **Al Bumbry** drove in nine runs.

**Scott McGregor** extended his "Orioles Magic" over the Angels... He was 3-0 while giving up only two earned runs and 14 hits in 27 innings (3 complete games)... He is 5-0 in the last two regular seasons, and, if you include the ALCS in which he shutout the Angels to clinch the '79 A.L. pennant, Scott's figures vs. California read: 6-0, 52.1 ip, 29 h, 3 er, 0.52 era... For purists, his '79-'80 regular season figures, aside from 5-0 are 43.2 ip, 23 h, 3 er, 0.62 era... In that period, he has held the Angels to a .141 batting average (21-for-149).

**Murray** is the leading Orioles regular lifetime hitter against the Angels with a .337 average (60-for-178), 10 homers and 29 rbi in 45 games. In addition, Eddie batted .417 (5-for-12) with a home run and five rbi in the four game '79 ALCS.

**Jim Palmer**, like McGregor went 3-0 vs. Cal in '80, despite a yield of 25 hits in 20 innings and a 4.95 era (11 er). Jim is 24-8 lifetime against the Angels. **Steve Stone** (1-1) and **Mike Flanagan** (0-1) were the only O's to lose in the season series, but **Stone** also became a 20-game winner at the Angel's expense on Aug. 19 at Anaheim when he no-hit them for 7.1 innings before Campy Campaneris broke it up with a single. Steve went on to win 5-2 with relief help from Tippy Martinez.

**vs. CHICAGO** ('80: 6-6, Lifetime: 231-204)... Despite a split in the season series, the O's are 23-10 vs. the White Sox (.697) starting Sep. 4, '77... In '80, the O's won the season opener at Comiskey Park then lost three in a row that weekend there, and two of three at Baltimore the following weekend... The Birds had to win four of the last five games in the season series to tie at 6-6.

The Chisox out-hit the O's (.274 to .235), and out-pitched them (3.95 to 4.04), but the Birds held the edge in runs (55-51) and homers (14-12).

**Chisox: Lamar Johnson** tied **Tony Perez** for the distinction of being the top hitters in the league against Baltimore. Both had .478 averages (22-for-46). Lamar had five homers and 16 rbi while Perez led all opponents with six and 17, respectively.

Johnson hit safely in all 12 games and now has a 23-game batting streak going against the Orioles, starting Sep. 3, '78. The day before the streak began, Lamar "celebrated" his 28th birthday by going 0-for-5 with three gidsps in a doubleheader at Baltimore.

Lifetime, he boasts a .383 average (64-for-187), highest among all players with three or more A.L. seasons (**George Brett** is next at



## ORIOLES VS. OPPONENTS—1980

.377)... Lamar has 30 rbi in 45 games. Interestingly, he had never hit a home run against Baltimore until '80 when he connected five times.

**Wayne Nordhagen** is another who feasts on Baltimore pitching. He hit .344 (11-for-32) in '80 and is batting .329 (27-for-82) lifetime with seven homers (of 31 total in the majors) and 20 rbi in 26 games. **Bobby Molinaro**, briefly an Oriole in 1979, batted .367 (11-for-30). **Harold Baines**, the rookie from Easton and St. Michaels, Md., was 1-for-25 in the majors when he hit his first big league home run, April 19 in Memorial Stadium.

Catcher **Marv Foley** had a big weekend at Baltimore in April... He supplied late inning clutch hits to drive in the winning runs in both of the Sox' victories in that series on Sat. & Sun., Apr. 19 & 20... On the 19th it was a 12th inning solo homer off **Tippy Martinez** (snapping Tippy's homerless game string at 65, comprising 123.2 innings). Then, on the 20th, his ninth inning single snapped a 6-6 tie and the Sox went on to win 9-6. Foley was not with the Sox when they returned to Baltimore in August.

No Chicago pitcher won more than one game and both **Steve Trout** and rookie sensation **Britt Burns** were 0-2... Trout (1-4 lifetime) has lost three in a row to the O's since he pitched his first big league shutout on Aug. 13, '79, beating **Scott McGregor**, 7-0, at Memorial Stadium.

**Rich Wortham** pitched nine scoreless innings against the O's during three April relief appearances, and the Chisox bullpen did not allow a single earned run in the first seven games of the season series over 25.2 innings... A string of consecutive scoreless innings by Sox relievers came to an end at 22.1 innings when **Mike Proly** was the victim of three unearned runs on Apr. 20. That was the day **Doug DeCinces** was ejected after charging Proly on the mound following a knockdown pitch.

**Orioles: Eddie Murray** produced four home runs and 14 rbi while **DeCinces** led the regulars in batting against Chicago with a .333 average (13-for-39). **John Lowenstein** batted .421 (8-for-19).

**McGregor** was 2-0 with a 1.65 era (16.1 ip, 15 h, 3 er) while **Sammy Stewart** was 0-2... **Jim Palmer** was 1-1, and is now 13-2 vs. Chicago since a loss on June 16, 1974. Lifetime, he's 24-9.

**vs. CLEVELAND** ('80: 6-7, Lifetime: 249-247)... The Indians were the only club to beat the O's in the season series despite the fact that the Birds out-hit (.289 to .270), out-scored (61-51), out-homered (13-7) and out-pitched (3.77 to 4.55) Cleveland.

**Lifetime Rivalry:** Baltimore holds a slim two game edge in the lifetime rivalry with Cleveland, but the Birds have come a long way since the early days. After their first three years in the league, the O's trailed the Indians 11-55 (3-19 in both '54 and '55, and 5-17 in '56), and were 40-90 vs. Cleveland after six seasons (thru '59).

It wasn't until June '79 that the O's finally pulled ahead in the won-lost column, for the first time in the history of the Baltimore franchise. Over the last 12 seasons (starting '69), the O's are 123-77 (.615) against Cleveland.

**Indians:** Cleveland dealt a telling blow to the O's pennant hopes on the next to last weekend of the season by beating the Birds by one run in the first two games of a three game series at Municipal Stadium. Catcher **Bo Diaz** amassed five key rbi in the two come-from-behind victories.

On the final day of the season at Baltimore both **Scott McGregor** and **Len Barker** were going for win #20. McGregor made it, 7-1, while Barker, the loser, finished at 19-12.

Overall, **Barker** was 2-2 against Baltimore, but gave up 32 hits and 18 earned runs in 25 innings for a 6.48 era... **Rick Waits** was 2-1 and **Bob Owchinko** was 0-2. **John Denny** made only one appearance against the O's, on May 20, but that was a 4-0 four-hit complete game effort.

Rookie **Joe Charboneau** batted .407 (11-for-27) vs. the O's and led the Indians in home runs (4) and rbi (10) in 10 games... **Miguel Dilone** hit .359 (14-for-39) with five steals in six tries.

**Orioles: Al Bumbry** hit .429 (21-for-49) in the season series, and, with nine walks, had an on-base percentage of .517 (30-for-58)... **Dan Graham** hit three of his 15 home runs vs. Cleveland pitching and **Pat Kelly**, who signed a two-year pact with the Indians during the past off-season, batted .429 (9-for-42).

Lifetime, **Bumbry**-.313 (101-for-323), **Eddie Murray**-.319 (68-for-213) and **Ken Singleton**-.320 (99-for-309) are all over .300 against Cleveland.

**Jim Palmer** was 2-1 against the Indians in '80 and is now 26-11 lifetime. He has more career wins over Cleveland than against any other opponent... **McGregor** was 2-0 and **Mike Flanagan** was 0-2.

The O's have stolen 33 bases in 39 tries against the Indians the past two years including 16 of 20 in 1980...

Since he was cut-down stealing in his first two attempts to run against the Indians back in '73, his rookie year, "**Bee**" has swiped 28 bases in 30 attempts vs. Cleveland... He was five for six last year.

**vs. DETROIT** ('80: 10-3, Lifetime: 264-232)... The O's won six of seven games against the Tigers in September, and, on-the-year, out-hit (.285 to .216), out-scored (75 to 44), out-homered (14 to 12) and out-pitched (3.13 to 5.37) the Bengals.

Manager **Sparky Anderson** is now 7-16 against **Earl Weaver** since joining the Tigers in June '79, and is 8-20 lifetime, including the '70 World Series.

**Tigers: Steve Kemp** was the only Tiger regular to bat over .300 against the O's (.364, 8-for-22), and he was limited to seven games because of injury. Despite a .226 average (7-for-31) in 11 games, Wilmington's **John Wockenfuss** was the Detroit leader in home runs (3) and rbi (8) against the O's... **Lance Parrish** (.265, 13-for-49) led all opponents in strikeouts with 16.

Reliever **Aurelio Lopez** was 2-0 in five appearances vs. the O's. **Jack Morris** (1-2 in 4 starts) was the only other Tiger winner in the season series. **Dan Petry** and **Milt Wilcox** were both 0-3... Wilcox is now 0-9 lifetime vs. the O's, including 0-1 in the '70 WS.

**Orioles: Al Bumbry** hit .392 (20-for-51) in 13 games with two homers and eight rbi plus four steals in as many tries... **Ken Singleton** batted .327 (17-for-52) and **Eddie Murray** hit .320 (16-for-50) with three homers and 13 rbi.

Lifetime, **Bumbry** is batting .310 (90-for-290) and his 35 rbi against Detroit represent a personal high vs. one opponent... **Murray** has 40 rbi in 56 career games with 10 homers despite a .243 average (53-for-218)... **Singleton** has 15 homers and 50 rbi (a high vs. one opponent) in 85 games lifetime... **Doug DeCinces'** home run (14) and rbi (43) are also highs... He's played 71 games lifetime against the Tigers... **Kiko Garcia** is batting .309 (30-for-97) vs. Detroit.

**Scott McGregor** was 3-0 against "them Bangels" in '80 and has a 9-1 career record. **Mike Flanagan** was 2-0 last year.

The Tigers were the only eastern club to beat **Steve Stone** in '80 (he was 14-1 vs. the east overall)... In Steve's two years with Baltimore, he is 20-4 vs. the east, but only 1-2 against Detroit which holds a 3-1 lifetime edge against him.

**Jim Palmer**, 1-0 in '80, has won seven straight decisions against the Tigers since last losing to them on July 31, '76... Lifetime, he's 19-10.

**vs. KANSAS CITY** ('80: 6-6, Lifetime: 82-58)... For the fifth straight year, the O's failed to win their season series against the Royals... From '76 thru '80, the Birds are 0-2 with three ties... They are 24-33 in games played against K.C. in that period.

However, the Birds still hold a big lead in the lifetime rivalry thanks in large measure to the fact that they won 23 of the first 24 games vs. the Royals, in '69 and '70 (including a record 23 straight after **Dick Drago** beat **Dick Hall** on May 9, '69 in the first Royals-O's game ever). Since that time, the O's hold a slim 59-57 edge. Thru '75, after K.C. had been in the league for seven years, Baltimore held a 58-25 advantage.

**Royals Stadium:** The O's hold a 47-22 lifetime edge vs. K.C. at Baltimore and were 17-7 vs. the Royals at old Municipal Stadium. However, since the club moved to its new ballpark in '73, the O's have gone only 18-29 there, and have lost 16 of their last 21 games on the K.C. carpet (see note re: O's on artificial turf on page 37).

**Season Series:** In '80, the Royals out-hit (.259 to .238) and out-scored Baltimore (40 to 39) while the O's held the edge in homers (10 to 5) and pitching (2.84 to 3.20).

**Royals: George Brett** batted .417 (15-for-36) vs. the O's and now has a .377 (110-for-292) lifetime mark with nine homers and 50 rbi in seven seasons... Only Chicago's **Lamar Johnson** (.383) has a higher career average vs. Baltimore among active veterans.

**Frank White** batted .409 (18-for-48) and **U.L. Washington** .325 (13-for-40)... **Willie Wilson** was held to .278 (15-for-54) and stole only three bases in the season series. He was 1-for-11 in the first series of the year vs. Baltimore (which O's swept at Memorial Stadium), then hit .326 the rest of the way (14-for-43).

**Paul Spitttorff** was 2-0 while **Larry Gura**, despite a 1.29 era (35 ip, 5 er) was only 2-2... He went the route in all four starts... **Dan Quisenberry** was 1-0 with one save in four appearances during which he didn't allow a run in 4.1 innings.

For the second year in a row, K.C. stole 13 bases in 16 tries against the O's.

**Orioles:** The O's leading hitters against the Royals were **Al Bumbry**-.356 (16-for-45) and **Eddie Murray**-.333 (14-for-52)... Lifetime, **Ken Singleton** is batting .313 (73-for-233) against them.



## ORIOLES VS. OPPONENTS—1980

Both **Steve Stone** and **Mike Flanagan** were 2-1 and Flanny had a 2.11 era (21.1 ip, 5 er) with a shutout. **Scott McGregor** was 0-2, and **Jim Palmer**, now 20-10 lifetime, was 1-1.

**vs. MILWAUKEE** ('80: 7-6, Lifetime: 116-63)... Though the Brewers out-hit (.261 to .248), out-scored (52 to 51), out-homered (16 to 12) and out-pitched (3.32 to 3.71) the Orioles in '80, the Birds captured the season series for the 10th time in the 12 years the current Brewers franchise has been in existence (starting '69 in Seattle).

The O's lost five of the first seven games, then won five of last six. In each of the last three years, the season series has started in Milwaukee, and for the third straight year, the O's didn't fare well in that opening set. They lost three of four in '80, and are now 1-9 in that first (Milwaukee) series over the last three campaigns.

Overall, however, the O's finished with a 4-3 record at County Stadium and now enjoy a 54-31 (.635) lifetime record there.

**Brewers:** **Charlie Moore** was the leading Brewer hitter vs. the O's (.382, 13-for-34), but **Gorman Thomas**, who batted .354 (17-for-48) in 13 games, led in rbi (9) and tied **Cecil Cooper** in homers (4)... **Cooper**, a .361 hitter (13-for-36) in 10 games, has driven in 32 runs in 34 games against Baltimore in the last three years and in his four seasons with Milwaukee has batted .333 (62-for-186) vs. the Birds.

**Larry Hise** appeared in only two games vs. the O's in '80, and has played only nine games against them in the last two years; however, he still boasts a .345 lifetime average (98-for-284). Moreover, he has driven in 43 runs in 46 games against Baltimore over the past five seasons.

**Buck Martinez** is a lifetime .228 hitter overall, but, against Baltimore he has a .303 (36-for-119) career average... **Paul Molitor** has stolen 11 bases in 12 lifetime attempts against the O's.

**Orioles:** The leading Orioles hitters against the Brewers in '80 were **Kiko Garcia** (.320, 8-for-25), **Eddie Murray** (.308, 12-for-39) and **Rick Dempsey** (.308, 8-for-26).

However, the most efficient one was former Brewer, **Lenn Sakata** who won one game in "sudden death" and tied another in his only two at bats vs. Milwaukee (both at Baltimore): On June 2 he led off the 11th with a game-ending pinch-hit home run off **Bob McClure**... The next time he came to bat against the Brews was on July 27, also at Baltimore against McClure as a pinch-hitter, and delivered a game-tying 8th inning sac fly. The O's ultimately won it in the 12th.

**Gary Roenicke** has a .359 career average (23-for-64) vs. Milwaukee, and has been particularly tough on **Mike Caldwell** against whom he is batting .571 (12-for-21) lifetime... **John Lowenstein** has a .300 career mark (95-for-317) vs. Milwaukee with a personal high of 10 homers and 49 rbi.

**Steve Stone** was 3-0 in four starts and has now won five straight decisions vs. the Brewers since they beat him on Apr. 13, '79 in his first appearance ever as an Oriole... He has nine career wins against them (vs. five losses), a personal high against a single opponent...

**Jim Palmer** was 1-1 and is now 19-8 lifetime against the Brewers franchise.

**vs. MINNESOTA** ('80: 10-2, Lifetime: 243-195)... The O's matched their best record ever vs. the Twins ('71) while dominating the season series in average (.320 to .251), runs (88 to 46), homers (11 to 9) and era (3.42 to 5.94).

Over the last two seasons, the O's are 18-6 vs. Minnesota, and, from Aug. 27, '79 thru the '80 season, they're 15-4.

**Twins:** The Twins were charged with 21 errors in the 12 games, leading to 18 unearned runs... **Pete Mackanin** led the Twins with nine rbi in 10 games, but also committed six errors... **Hosken Powell** batted .361 (13-for-36), and hit three of the Twins nine homers against Baltimore... **Ken Landreaux**, whose 31-game batting streak was stopped on May 31 by **Scott McGregor**, batted only .212 (7-for-33) and York's **Butch Wynegar** was held to a .115 average (3-for-26) in eight games.

**Powell** has been tough on the O's the last two years during which he's batted .358 (24-for-67) in 21 games.

**Pete Redfern** and **John Verhoeven**, both 1-0, were the only Twins hurlers to beat the O's in '80... **Geoff Zahn**, now with California, was 0-3 and is now 0-7 lifetime vs. Baltimore... **Fernando Arroyo** was 0-2 and so was Minnesota's ace reliever **Doug Corbett**, despite a 1.64 era in six appearances (2 er in 11 ip). Corbett did have one save.

**Orioles:** Twelve of the 17 Orioles who batted against the Twins in '80 hit over .300... The most devastating Baltimore hitter was former Twin, **Dan Graham**, who had a .391 average (9-for-23) with two homers and 13 rbi in only six games. Both homers and all 13 rbi were actually

recorded in a three game stretch at the Met on July 21-22-23. One of the home runs was Dan's first grand slam, off Zahn.

**Ken Singleton** hit .357 (15-for-42) with nine rbi in 11 games, and **Gary Roenicke** batted .353 (12-for-34)... **Eddie Murray** hit only .240, but drove in 12 runs in 12 games.

Until Aug. 29, '79, the Twins were the only club against which Murray had never hit a home run. On that day he hit three in one game, and last year added three more. **Murray** had never faced his former Locke High School (L.A.) teammate, **Darrell Jackson**, in the majors before '80 when he went 4-for-7 against him with six rbi. Those two plus San Diego shortstop **Ozzie Smith** were tri-captains at Locke High.

In addition to **Graham**, six other Orioles have .300 plus career averages against the Twins: **Benny Ayala**-.450 (9-for-20), **Doug DeCinces**-.313 (63-for-201), **Rick Dempsey**-.329 (47-for-143), **Roenicke**-.321 (26-for-81), **Lenn Sakata**-.467 (7-for-15), and **Singleton**-.311 (70-for-211).

**Scott McGregor** was 4-0 in '80 and has won six straight since losing his only lifetime decision to the Twins on July 22, '78... He's 7-1 lifetime...

**Jim Palmer** was 1-0 and is now 18-11 lifetime. Except for the two new expansion clubs, Jim has fewer career wins against the Twins and A's than any other opponents in regular season competition. However, he went the route to clinch the pennant vs. Minnesota in the decisive third game of both the '69 and '70 ALCS, and did exactly the same thing against Oakland in '71.

**Mike Flanagan** was 3-0 in '80 (and is 8-2 lifetime) while **Tippy Martinez** and **Steve Stone**, both 1-1, were the only O's to lose to the Twins in '80... In two years with the O's Stone is 22-4 at Memorial Stadium and two of those losses have been to the Twins.

**vs. NEW YORK** ('80: 7-6, Lifetime: 253-238)... In 10 of the 13 O's-Yankees games, the losing club had the tying run at the plate in the final inning... There were eight one-run games (O's were 3-5) and one decided by two runs... The O's held the edge in runs (53 to 45) and pitching (3.31 to 3.66) while the Yankees had a slight advantage in average (.234 to .231) and home runs (15 to 14).

**August:** The O's and Yankees played two series in August, totaling eight games of which the O's won six. Total paid attendance for those eight games (three in N.Y. and five in Bal.) was 405,427, an average of 50,678.

The five game-five date series in Baltimore, Aug. 14 thru 18, was the first the O's had ever played (home or away), and drew 249,065, easily the highest attendance figure for a single series in baseball history... Only two other cities have ever hosted series played to 200,000 fans—Los Angeles and New York (Yankees).

For details and highlights on those two series, see "11 Days in August" on page 41.

**Season Series Edge:** In the last 17 years ('64 thru '80), the O's have won 13 season series vs. the Yankees, lost three and tied one... In that period, they hold a 171-112 advantage (.604) over the Bombers... In the 27 years the Birds have been in the league, they have a 15-10-2 record against New York in season series, and are 15-5-2 starting '59.

**O's & Yankees Lifetime:** Baltimore remains the only A.L. club with a winning lifetime record over the Yankees (253-238, .515)... Detroit ranks second (765-842, .476), followed by the K.C. Royals (66-75, .468) and Milwaukee Brewers, excluding Seattle (79-91, .465).

The O's were 32-76 (.296) during their first five years in the league ('54 thru '58)... Since then they've gone 221-162 (.577)... From '64 thru '80, a period of 17 years (see "Season Series Edge" above), the Birds are 171-112 (.604) vs. New York.

**O's at Yankee Stadium Lifetime:** The O's were 3-3 at Yankee Stadium in '80 and still have the best won-lost record among all visiting clubs in the league there lifetime, just two games under .500 at 113-115 (obviously excluding the two seasons at Shea Stadium)... The Oakland A's (excluding Phil. & K.C.) are second at 30-38 and the Minnesota Twins (excluding D.C.) third with a 56-73 record.

**Yankees '80:** Nine of the 16 Yankees who batted against the O's hit below .200... The leaders were **Bobby Murcer**-.348 (8-for-23), **Bob Watson**-.324 (12-for-37) and **Oscar Gamble**-.318 (7-for-22). Gamble led in rbi with nine in 10 games and tied Reggie for most home runs (4).

**Reggie** batted only .146 (6-for-41) in 13 games, but didn't get a lot of good pitches to hit. The O's walked him 14 times. In 13 A.L. seasons he has batted .273 while averaging 31.5 homers and 95 rbi. Lifetime against Baltimore, he is batting .273 (135-for-495) with 29 homers and 85 rbi...

Against **Jim Palmer**, **Reggie** has a .266 average lifetime (21-for-79) in 27 regular season games with two homers and six rbi (including one



## ORIOLES VS. OPPONENTS—1980

home run in '80)... Additionally, he hit two runs off **Palmer** in the '71 ALCS (both in same game).

**Tommy John** was 2-1 in '80 and is 5-1 in his two years with the Yankees. He is 14-10 lifetime vs. Baltimore... John's first major league win was a shutout victory for Cleveland vs. the O's at Memorial Stadium on May 3, '64. The loser was **Robin Roberts**.

Other '80 winners vs. the O's were **Ron Davis** and **Gaylord Perry** (both 1-0), **Luis Tiant** (1-1) and **Tom Underwood** (1-3) who also was the biggest loser. **Ron Guldry** was 0-2 (now 5-3 lifetime) while **Rich Gossage** picked up four saves in seven appearances. **Tiant** at 21-22 is both the biggest career winner and loser vs. Baltimore among currently active A.L. pitchers.

**Orioles '80:** **Terry Crowley** went 5-for-10 against the Yankees. Among the regulars (25 or more at bats), **Al Bumbry** and **Eddie Murray**, both .269 (14-for-52), were the top Baltimore hitters... **Bumbry** was the O's rbi leader with seven while he, **Murray** and **Rick Dempsey** all hit three home runs... **Rick** hit two of his in the same game, at Baltimore on April 29... It is his only career two-homer game.

The current Oriole with the highest lifetime average against the Yankees is **Ken Singleton**-.289 (90-for-311) with 12 homers and 44 rbi.

**Little Known Fact:** Two Orioles have hit more home runs against the Yankees than against any other club... **Bumbry** (8 of 41) and **Mark Belanger** (4 of 19).

In a season studded with brilliance, **Steve Stone's** number one achievement was probably his 3-0 record against the Yankees, including two complete game victories in those two pressure-packed August series. Steve who had never beaten New York before '80, had a 1.25 era (24.1 ip, 14 h, 5 er) and is now 3-3 lifetime.

**Palmer** was 2-1 to boost his lifetime mark against New York to 25-15... He is the leading active winner vs. the Yankees... **Tiant** is second at 22-15... Jim's victory over **Guldry** on Aug. 18 at Baltimore was his first win against the Yankees at Memorial Stadium in over four years (July 27, '76)... He was 0-3 during the interim at home, but has a 4-1 record at New York in that period. In the last 40 years, only nine other pitchers have recorded more wins against the Yankees than Palmer.

**Mike Flanagan** was 0-2 and has now lost five in a row since going 4-0 against the Yankees in '78... He is 6-7 lifetime... **Scott McGregor** (1-1) pitched a brilliant 1-0 shutout to beat **Tiant** Aug. 18 in the fourth of five at Baltimore to tie the series. He also beat **Tiant**, 1-0, on Aug. 3, '79 with ninth inning help from **Tippy Martinez**. Scott is 3-5 lifetime vs. N.Y.

Since joining the O's in the 10 player deal with the Yankees in '76, **Tippy Martinez** has appeared in 30 games vs. his old teammates... He's 5-4 with five saves.

**vs. OAKLAND** ('80: 7-5, Lifetime-Oak. only: 90-68)—Though the O's won their season series against the A's for the fourth straight year, Oakland put a severe crimp in the Orioles pennant chances when they took three of four games at Baltimore Sep. 4-5-6-7.

Over the last four seasons, the O's are 34-11 against the A's, and from July 8, '76 thru the '80 season, the Birds are 20-4 at the Oakland Coliseum... See "O's on West Coast" under "vs. California" on page 45.

Despite the loss of the season series, the A's out-hit (.276 to .236), out-scored (46 to 39) and out-pitched (2.76 to 3.49) the Birds... The O's had a slight advantage in homers (11 to 9).

**Weaver vs. Martin:** **Earl Weaver** and **Billy Martin** have been managing against each other since 1969, and Earl holds a 79-64 edge, including a 3-0 record in the '69 ALCS when Billy managed the Twins.

**A's '80:** **Rickey Henderson** and **Dwayne Murphy**, the first two batters in the Oakland lineup, gave the O's all they could handle. Leftfielder Henderson batted .350 (14-for-40), drew 13 walks, had a .509 on-base percentage (27-for-53) and stole nine bases in 10 tries. He also contributed four outfield assists (see below). Murphy, the centerfielder, hit .404 (19-for-47), walked six times, had a .472 on-base average (25-for-53), and stole two bases in as many attempts... Their combined on-base percentage against Baltimore was .491.

**Tony Armas**, the strong armed rightfielder from Venezuela, batted only .240 (12-for-50), but hit four home runs and had 11 rbi in 12 games... His 14th inning grand slam on June 11 off **Sammy Stewart** gave **Mike Norris** a route-going 6-2 win.

**Mike Heath** appeared in only seven games, but made the most of his opportunity with 11 hits in 20 trips (.550).

The A's outfield collaborated for 47 assists (easily tops in the league): **Armas**-17, **Mike Davis**-2, **Henderson**-15 and **Murphy**-13. They recorded six assists in the 12 games vs. Baltimore (one each by Armas and Murphy and the four by Henderson).

50

The Oakland staff combined for a 2.76 era and starters completed eight of 12 assignments.

**Steve McCatty** was 2-1 and completed two of three starts while three others won one apiece: **Norris** (1-0, 2 gs, 1 cg, 21 ip, 13 h, 3 er, 1.29 era), **Rick Langford** (1-2, 3 gs, 3 cg, 26 ip, 24 h, 8 er, 2.77 era), **Matt Keough** (1-1)... **Brian Kingman** was 0-1 and reliefer **Jeff Jones** 0-2.

Though **Langford** is only 5-6 lifetime against Baltimore, he owns five of Oakland's 11 wins against the Birds in the four years he's been in the A.L... Keough's complete game, 7-1, win over **Mike Flanagan** Sep. 4 at Baltimore was his first lifetime against the Birds. He's 1-4 thru '80.

Curiosities—In the four game series at Baltimore in September the A's beat out six bunts for hits... First baseman **Dave Revering** caught four line drives in the Sep. 6 game, then the next afternoon had the distinction of retiring the side all by himself in the eighth inning on three unassisted ground ball putouts.

**Orioles '80:** **Rich Dauer**, whose career average vs. Oakland is .325 (38-for-117), hit exactly that in '80 (13-for-40)... He was the only Oriole regular to hit over .300 against the A's... **Eddie Murray** has a .304 career average (52-for-171) and **Gary Roenicke** is batting .313 (20-for-64).

**Flanagan** was 3-1 with a 2.32 era (31 ip, 31 h, 8 er), threw a shutout and completed three of four starts... He's 10-3 lifetime... **Jim Palmer** was 0-1 and has gone 0-2 in five starts since beating the A's four times without a loss in '78... He is 18-12 lifetime against both the A's and Twins, representing his lowest (regular season) career win total against individual opponents (except Seattle and Toronto)... However, he went the route in the decisive third game of the '71 ALCS to clinch the pennant against Oakland, and did the same thing in both '69 and '70 vs. Minnesota.

**vs. SEATTLE** ('80: 6-6, Lifetime: 32-11)... After going 6-26 against the Orioles during their first years of operation, the Mariners broke even in 12 games last year while winning four of six games at the Kingdome. The M's are 9-13 lifetime vs. the O's in Seattle, but only 3-19 at Baltimore.

However, the Mariners, who lost the first 14 games they played in Baltimore until finally winning at Memorial Stadium on July 25, '79 (**Mike Parrott** beat **Sammy Stewart** with a save from **Byron McLaughlin**), achieved another first in '80 when they won a series in Baltimore, capturing two of three games on June 13-14-15.

The O's missed their best opportunity to move into first place on Aug. 24 and 25 at Seattle. They went into the Kingdome trailing the Yankees by only ½ game. However, while the Yankees were losing twice to Oakland, the Birds were also dropping a pair to the Mariners... The Birds never drew closer than ½ game back.

**Season Series:** Seattle out-hit the O's in '80 (.278 to .275), but the O's held the edge in scoring (68 to 51), home runs (14 to 9) and pitching (4.24 to 5.02).

**Mariners '80:** **Mario Mendoza** was the leading regular with a .414 average (12-for-29) but had no rbi in 11 games... **Bruce Bochte** batted .344 (11-for-32) and delivered a game-winning "sudden death" home run off **Scott McGregor** at Seattle on Aug. 26 to give **Alan Bannister** a complete game 2-1 victory... Reggie Walton batted .500 (6-for-12) in six games.

**Bannister** (2-1, 1.96 era, 23 ip, 13 h, 5 er) and **Glenn Abbott** (2-0, 5.02 era) were both two-game winners... Abbott was the only previous Mariner to beat the O's twice in a season ('77)... Nobody lost more than once in '80.

**Orioles '80:** **Ken Singleton** unloaded on the M's with a .429 average (18-for-42), five homers and 14 rbi in 12 games while **Al Bumbry** batted .358 (19-for-53) and stole five bases in six attempts... Lifetime, **Singleton** has driven in 46 runs and hit 16 homers in just 40 games while batting .350 (50-for-143)... **Bumbry**, in 29 games, has batted .352 (44-for-125) and stolen 11 bases in 13 tries.

**Benny Ayala** hit four homers and had eight rbi in nine games... three of his home runs were hit at the Kingdome.

**Steve Stone** went 3-0 and completed all three starts (0.67 era, 27 ip, 15 h, 2 er). He is now 5-0 against the M's since joining the O's in '79, and 8-3 lifetime.

**Jim Palmer**, who did not pitch against the M's in '78 or '79, was 1-1 in two starts last year (at Baltimore), and is now 2-3 lifetime... He hasn't pitched at the Kingdome since July 31, '77. In two career outings there, he is 0-2, having lost both times to Abbott (May 16 and July 31, '77)... Jim has pitched only 3.2 innings and has given up eight hits and eight runs at the Kingdome... Dennis Martinez was 1-1 last year, but is 8-1 lifetime vs. Seattle.

51



## ORIOLES VS. OPPONENTS—1980

**vs. TEXAS** ('80: 6-6, Lifetime-Tex. only: 58-47)... The home field advantage has been a myth as far as the O's and Rangers are concerned... Last year both clubs won four of six on the road, and in the nine seasons the Rangers have been in Texas (starting '72), the O's are 35-17 (.673) at Arlington while the Rangers are 30-23 (.566) at Memorial Stadium.

**Season Series:** In '80 Texas out-played the O's in every department: batting (.300 to .291), scoring (63 to 54), home runs (15 to 6) and pitching (3.95 to 4.88).

**Rangers:** Six Texas hitters batted over .300 vs. the O's but the most damaging, from a Baltimore standpoint, was the perennial gold glove catcher **Jim Sundberg**. He hit .463 (19-for-41), hit five homers (of his career high total of 10 for the year), drove in 11 runs in 12 games, drew six walks, had an on-base average of .532 (25-for-47), and even stole two bases in two tries... Sundberg had hit only one homer vs. Baltimore in six previous seasons... He has a .316 lifetime average against the O's (80-for-253).

Other leading Texas hitters in '80 against the Birds were **Al Oliver**-.392 (20-for-51) and **Pat Putnam**-.355 (11-for-31). Lifetime, Putnam is a .339 hitter vs. the O's (21-for-62).

**Fergie Jenkins** was 3-1 and is now 9-5 lifetime vs. Baltimore. **Jim Kern**, on the other hand, was 0-2 in three relief appearances during which he gave up six runs (five earned) and eight hits in the equivalent of one full inning.

**Steve Comer**, who was 3-0 and had given up only 20 hits and two earned runs in 33 innings (era 0.55) against the O's in his first two years ('78 & '79), was not so successful in '80... Bothered by injury, undrafted former U of Minnesota athlete was 0-1 in two starts and was banged around for eight hits and five runs in three innings.

**Orioles:** Ten of 18 Orioles who came to the plate against the Rangers in '80 batted over .300, led by rookie **Dan Graham** who hit .481 (13-for-27) and drove in seven runs in seven games... **Eddie Murray** batted .400 (16-for-40) without a home run; **Al Bumbry** hit .385 (15-for-39) and **Mark Belanger** batted .353 (6-for-17)... **Ken Singleton** was the leading rbi producer with nine in 11 games while hitting .308 (12-for-39)... Ken's lifetime average vs. the Rangers is .309 (77-for-249).

**Mike Flanagan** (2-0) was the only multiple winner, and **Jim Palmer** (1-2), the only two-time loser... Lifetime, Jim is 19-16 vs. Texas-Washington.

**vs. TORONTO** ('80: 11-2, Lifetime: 40-16)... The O's have gone 11-2 vs. Toronto in each of the last two years, and are 27-4 against the Blue Jays since they lost two in a row at Toronto on August 7-8, '78 (between June 26, '78—the night the O's lost 24-10—and Aug. 8 that year, the Birds dropped seven of nine games to Toronto, including six in a row at Exhibition Stadium).

At home, the O's have won 16 straight since losing to the Jays on July 6, '78 (**Dave Lemanczyk** over **Jim Palmer**, 2-0) and are 22-1 since a loss to Toronto at Memorial Stadium on Sep. 19, '77... Lifetime, the Birds are 24-4 at Baltimore and 16-12 at Toronto.

**Season Series:** The O's out-hit (.268 to .241), out-scored (64 to 37), out-homered (11 to 7) and out-pitched (2.35 to 4.26) the Blue Jays.

**Blue Jays:** The Jays were 0-7 vs. the O's before beating the Birds on Sep. 12 at Toronto, and going on to split that four game series... Toronto's top hitter vs. Baltimore was **Al Woods** at .320 (8-for-25). Rookie **Lloyd Moseby** batted .304 (14-for-46)... **John Mayberry** was the top home run (3) and rbi (6) producer for the Jays. **Paul Hodgson**, the first native Canadian to come up thru the Jays' system to the majors, hit his first big league home run at Baltimore on Sep. 19 off **Dennis Martinez**.

**Joey McLaughlin** (as a starter) and **Mike Barlow** (in relief), both 1-0, were the only Toronto pitchers with victories over Baltimore... The two biggest winners on the staff, **Jim Clancy** (13-16) and **Dave Stieb** (12-15), were both 0-3 and Venezuelan rookie, **Luis Leal**, was 0-2.

**Orioles:** **Eddie Murray** was the O's top offensive force against the Jays. He hit .358 (19-for-53) and led the club in homers (5) and rbi (12)... Lifetime, Eddie is batting .349 (74-for-212) with 10 home runs and 35 rbi.

Other leading hitters were: **Doug DeCinces**-.341 (15-for-44), **Rich Dauer**-.320 (16-for-50) and **Kiko Garcia**-.320 (8-for-25)... Lifetime, **Al Bumbry** has a .344 average (44-for-128) against Toronto.

**Steve Stone** was 4-0 vs. the Blue Jays (0.82 era, 33 ip, 25 h, 3 er) with two complete games in four starts... He has an 8-3 career log against the Jays and is 5-0 against them since joining the O's... **Scott McGregor** and **Jim Palmer** were both 2-0... The only Orioles pitchers to lose were **Mike Flanagan** (2-1), who is 10-4 lifetime, and **Dennis Martinez** (0-1).

## ORIOLES ALL-STAR GAME SELECTEES—1954-1980

PLAYERS	PLAYERS	PLAYERS
1954 Bob Turley (DNP)	1964 Luis Aparicio*	1971 Don Buford
1955 Jim Wilson (DNP)	Brooks Robinson (ST)	Mike Cuellar
1956 George Kell (ST)	Norm Siebern	Jim Palmer
1957 George Kell (ST)	1965 Milt Pappas (ST)†	Boog Powell*
1958 Billy Loes	Brooks Robinson (ST)	Brooks Robinson (ST)
Gus Triandos (DNP)	1966 Steve Barber (DNP)	Frank Robinson (ST)
1959 Billy O'Dell	Andy Etchebarren (DNP)	1972 Pat Dobson (DNP)
Gus Triandos (ST)	Brooks Robinson (ST)	Bobby Grich (ST)†
1960 Jerry Walker (ST)†	Frank Robinson (ST)	Dave McNally
Hoyt Wilhelm (DNP 1st)	1967 Andy Etchebarren (DNP)	Jim Palmer (ST)†
Gene Woodling	Brooks Robinson (ST)	Brooks Robinson (ST)
1961 Chuck Estrada	Frank Robinson (DNP)	1973 Paul Blair
Jim Gentile	1968 Dave Johnson	Brooks Robinson (ST)
Ron Hansen (ST)	Boog Powell	1974 Mike Cuellar (DNP)
Brooks Robinson	Brooks Robinson (ST)	Bobby Grich
1962 Jack Brandt	1969 Paul Blair	Brooks Robinson (ST)
Jim Gentile	Dave Johnson*	1975 Jim Palmer (DNP)
Brooks Robinson (ST)	Dave McNally	1976 Mark Belanger
Hoyt Wilhelm	Boog Powell (ST)	Bobby Grich (ST)
1963 Luis Aparicio	Brooks Robinson	1977 Jim Palmer (ST)†
Brooks Robinson	Frank Robinson (ST)	Ken Singleton
	1970 Mike Cuellar (DNP)	1978 Jim Palmer (ST)†
	Dave Johnson (ST)	Mike Flanagan (DNP)
	Dave McNally (DNP)	Eddie Murray (DNP)
	Jim Palmer (ST)	1979 Ken Singleton
	Boog Powell (ST)	Don Stanhouse (DNP)
	Brooks Robinson	1980 Al Bumbry
	Frank Robinson (ST)	Steve Stone (ST)†

MANAGERS: Hank Bauer '67; Paul Richards '61; Earl Weaver '70, '71, '72, '74, '80

\*—Selected but did not attend due to injury

†—Started but not elected

‡—Honorary Manager

## ALL-STAR GAME NOTES

**1980:** While the Orioles had no players elected to the starting team for the fourth consecutive year, Earl Weaver, managing in his fourth all-star game, named Al Bumbry and Steve Stone to the A.L. squad. It was the first all-star appearance for both.

Stone, who was 12-3 at the time, was selected by Weaver as the A.L. starter, and he retired all nine batters he faced in his three inning stint, the first time that had been accomplished in the mid-season classic since Detroit's Denny McLain did it in 1966. The game was scoreless when Stone departed, but the National League went on to win their ninth straight all-star game and 17th in the last 18, 4-2.

Bumbry, who finished fifth in the balloting among outfielders, replaced Fred Lynn in center in the bottom of the fifth and went the rest of the way, grounding to second in his only at bat. The O's have now had seven different players represent them in all-star competition in the last three years as Jim Palmer was the last to repeat ('77 & '78).

**Elected Starters:** Second baseman Bobby Grich was the last Oriole to win a starting berth by public vote in 1976 although Palmer has been selected by the manager to start four all-star games, including '77 and '78. Orioles who have been elected to starting positions are Boog Powell ('70, '71), Brooks Robinson ('71, '72, '73, '74), Frank Robinson ('71), and Grich ('76).

Selection of the starting team was returned to the fans in 1970 under the sponsorship of the Gillette Company in cooperation with Major League Baseball. Following the ballot box "stuffing" incident in Cincinnati in 1957, responsibility for choosing the starting teams was entrusted to major league players for 12 years ('58 thru '69).

In 1980 there were 11,958,209 votes cast.

**Orioles All-Star MVPs:** Three Orioles have won "mvp" honors in all-star competition: Billy O'Dell ('58), Brooks Robinson ('66) and Frank Robinson ('71).

O'Dell, the former Orioles lefthander who also pitched for the Giants, Braves and Pirates, hurled the last three innings of the only all-star game ever played in Baltimore and retired all nine batters he faced to protect a one run lead, thus giving the A.L. a 4-3 win.

Brooks won the '66 Arch Ward Memorial Trophy on the strength of a 3-for-4 effort at bat (including a triple) and an 8-for-8 performance afield. He was the first player from a losing team to be so honored.

Frank's fourth inning home run at Detroit in '71 put the A.L. on top to stay and earned him "mvp" honors. It was the first all-star victory since 1962 for the A.L. which has not won an all-star game since '71.



# ORIOLES CHAMPIONSHIP SERIES SUMMARY

Game No.	Date	Site	Line Score	Attendance
<b>1969</b>				
1	10/4	BAL.	Min. 3- 4-2 (12) Bal. 4-10-1 J. Perry, Perranoski (9) (L) Cuellar, Richert (9), Watt (10), Lopez (12), D. Hall (12) (W) HR: F. Robinson, Belanger	43,076
2	10/5	BAL.	Min. 0- 3-1 Bal. 1- 8-0 (11) Boswell (L), Perranoski (11) McNally (W)	41,704
3	10/6	MIN.	Bal. 11-18-0 Min. 2-10-2 Palmer (W) R. Miller (L), Woodson (2), T. Hall (4), Worthington (5), Grzenda (6), Chance (7), Perranoski (9) HR: Blair	32,735 (120,150)
<b>1970</b>				
1	10/3	MIN.	Bal. 10-13-0 Min. 6-11-2 Cuellar, D. Hall (5) (W) J. Perry (L), Zepp (4), Woodson (5), Williams (6), Perranoski (9) HR: Cuellar (3 on, J. Perry), Buford, Powell, Killebrew	26,847
2	10/4	MIN.	Bal. 11-13-0 Min. 3- 6-2 McNally (W) T. Hall (L), Zepp (4), Williams (5), Perranoski (8), Tiant (9) HR: F. Robinson, Killebrew, Oliva, D. Johnson	27,490
3	10/5	BAL.	Min. 1- 7-2 Bal. 6-10-0 Kaat (L), Blyleven (3), T. Hall (5), J. Perry (7) Palmer (W) HR: D. Johnson	27,608 ( 81,945)
<b>1971</b>				
1	10/3	BAL.	Oak. 3- 9-0 Bal. 5- 7-1 Blue (L), Fingers (8) McNally (W), Watt (8) (S)	42,621
2	10/4	BAL.	Oak. 1- 6-0 Bal. 5- 7-0 Hunter (L) Cuellar (W) HR: B. Robinson, Powell-2, Hendricks	35,003
3	10/5	OAK.	Bal. 5-12-0 Oak. 3- 7-0 Palmer (W) Segui (L), Fingers (5), Knowles (7), Locker (7), Grant (8) HR: Jackson-2, Bando	33,176 (110,800)
<b>1973</b>				
1	10/6	BAL.	Oak. 0- 5-1 Bal. 6-12-0 Blue (L), Pina (1), Odom (3), Fingers (8) Palmer (W)	41,279
2	10/7	BAL.	Oak. 6- 9-0 Bal. 3- 8-0 Hunter (W), Fingers (8) (S) McNally (L), Reynolds (8), G. Jackson (9) HR: Campaneris, Rudi, Bando-2	48,425
3	10/9	OAK.	Bal. 1- 3-0 Oak. 2- 4-3 (11) Cuellar (L) Holtzman (W) HR: Williams, Campaneris	34,367
4	10/10	OAK.	Bal. 5- 8-0 Oak. 4- 7-0 Palmer, Reynolds (2), Watt (7) G. Jackson (7) (W) Blue, Fingers (7) (L) HR: Etchebarren, Grich	27,497
5	10/11	OAK.	Bal. 0- 5-2 Oak. 3- 7-0 Alexander (L), Palmer (4) Hunter (W)	24,265 (175,833)
<b>1974</b>				
1	10/5	OAK.	Bal. 6-10-0 Oak. 3- 9-0 Cuellar (W), Grimsley (9) Hunter (L), Odom (5), Fingers (9) HR: Blair, B. Robinson, Grich	41,609
2	10/6	OAK.	Bal. 0- 5-2 Oak. 5- 8-0 McNally (L), Garland (6) Reynolds (7), G. Jackson (8) Holtzman (W) HR: Bando, Fosse	42,810
3	10/8	BAL.	Oak. 1- 4-2 Bal. 0- 2-1 Blue (W) Palmer (L) HR: Bando	32,060
4	10/9	BAL.	Oak. 2- 1-0 Bal. 1- 5-1 Hunter (W), Fingers (8) (S) Cuellar (L), Grimsley (5)	28,136 (144,615)
<b>1979</b>				
1	10/3	BAL.	Cal. 3- 7-1 Bal. 6- 6-0 (10) Ryan, Montague (8) (L) Palmer, Stanhouse (10) (W) HR: Ford, Lowenstein	52,787
2	10/4	BAL.	Cal. 8-10-1 Bal. 9-11-1 Frost (L), Clear (2), Aase (8) Flanagan (W), Stanhouse (8) HR: Ford, Murray	52,108
3	10/5	CAL.	Bal. 3- 8-3 Cal. 4- 9-0 D. Martinez, Stanhouse (9) (L) Tanana, Aase (6) (W) HR: Baylor	43,199
4	10/6	CAL.	Bal. 8-12-1 Cal. 0- 6-0 McGregor (W) Knapp (L), Laroche (3), Frost (4), Montague (7), Barlow (9) HR: Kelly	43,199 (191,293)
				(824,636)

# ORIOLES WORLD SERIES SUMMARY

Game No.	Date	Site	Line Score	Attendance
<b>1966</b>				
1	10/5	L.A.	Bal. 5- 9-0 L.A. 2- 3-0 McNally, Drabowsky (3) (W) Drysedale (L), Moeller (3), R. Miller (5), Perranoski (8) HR: F. Robinson, B. Robinson, LeFebvre	55,941
2	10/6	L.A.	Bal. 6- 8-0 L.A. 0- 4-6 Palmer (W) Koufax (L), Perranoski (7), Regan (8), Brewer (9)	55,947
3	10/8	BAL.	L.A. 0- 6-0 Bal. 1- 3-0 Osteen (L), Regan (8) Bunker (W) HR: Blair	54,445
4	10/9	BAL.	L.A. 0- 4-0 Bal. 1- 4-0 Drysedale (L) McNally (W) HR: F. Robinson	54,458 (220,791)
<b>1969</b>				
1	10/11	BAL.	N.Y. 1- 6-1 Bal. 4- 6-0 Seaver (L), Cardwell (6), Taylor (7) Cuellar (W) HR: Buford	50,429
2	10/12	BAL.	N.Y. 2- 6-0 Bal. 1- 2-0 Koosman (W), Taylor (9) (S) McNally (L)	50,850
3	10/14	N.Y.	BAL. 0- 4-1 N.Y. 5- 6-0 Palmer (L), Leonhard (7) Gentry (W), Ryan (7) (S) HR: Agee, Kranepool	56,335
4	10/15	N.Y.	BAL. 1- 6-1 N.Y. 2-10-1 (10) Cuellar, Watt (8), Hall (10) (L) Richert (10) Seaver (W) HR: Clendenon	57,367
5	10/16	N.Y.	Bal. 3- 5-2 N.Y. 5- 7-0 McNally, Watt (L) Koosman (W) HR: McNally, F. Robinson, Clendenon, Weis	57,397 (272,378)
<b>1970</b>				
1	10/10	CIN.	Bal. 4- 7-2 Cin. 3- 5-0 Palmer (W), Richert (9) (S) Nolan (L), Carroll (7) HR: L. May, Powell, Hendricks, B. Robinson	51,531
2	10/11	CIN.	Bal. 6-10-2 Cin. 5- 7-0 Cuellar, Phoebus (3) (W), Drabow- sky (5), Lopez (7), D. Hall (7) (S) McGlothlin, Wilcox (5) (L), Carroll (5), Gullett (8) HR: Tolan, Powell, Bench	51,531
3	10/13	BAL.	Cin. 3- 9-0 Bal. 9-10-1 Cloninger (L), Granger (6), Gullett (7) McNally (W) HR: F. Robinson, Buford, McNally (3 on, Granger)	51,773
4	10/14	BAL.	Cin. 6- 8-3 Bal. 5- 8-0 Nolan, Gullett (3), Carroll (6) (W) Palmer, Watt (8) (L), Drabowsky (9) HR: B. Robinson, Rose, L. May	53,007
5	10/15	BAL.	Cin. 3- 6-0 Bal. 9-15-0 Merritt (L), Granger (2), Wilcox (3), Cloninger (5), Washburn (7), Carroll (8) Cuellar (W) HR: F. Robinson, Rettenmund	45,341 (253,183)
<b>1971</b>				
1	10/9	BAL.	Pit. 3- 3-0 Bal. 5-10-3 Ellis (L), Moose (3), R. Miller (7) McNally (W) HR: F. Robinson, Rettenmund, Buford	53,229
2	10/11	BAL.	Pit. 3- 8-1 Bal. 11-14-1 B. Johnson (L), Kison (4), Moose (4), Veale (5), R. Miller (6), Giusti (8) Palmer (W), R. Hall (9) (S) HR: Hebner	53,239
3	10/12	PIT.	Bal. 1- 3-3 Pit. 5- 7-0 Cuellar (L), Dukes (7), Watt (8) Blass (W) HR: Robertson, F. Robinson	50,403
4	10/13	PIT.	Bal. 3- 4-1 Pit. 4-14-0 Dobson, G. Jackson (6), Watt (7) (L), Richert (8) Walker, Kison (1) (W), Giusti (8) (S)	51,378
5	10/14	PIT.	Bal. 0- 2-1 Pit. 4- 9-0 McNally (L), Leonhard (5), Dukes (6) Bries (W) HR: Robertson	51,377
6	10/16	BAL.	Pit. 2- 9-1 Bal. 3- 8-0 (10) Moose, B. Johnson (6), Giusti (7), R. Miller (9) (L) Palmer, Dobson (10), McNally (10) (W) HR: Clemente, Buford	44,174
7	10/17	BAL.	Pit. 2- 6-1 Bal. 1- 4-0 Blass (W) Cuellar (L), Dobson (9), McNally (9) HR: Clemente	47,291 (351,091)



# ORIOLES WORLD SERIES SUMMARY (Cont.)

1979

1	10/10 BAL.	Pit.	4-11-3	Kison (L), Rooker (1), Romo (5), D. Robinson (6), G. Jackson (8)	53,735
	Bal.	5- 6-3		Flanagan (W)	
		HR: DeCinces, Stargell			
2	10/11 BAL.	Pit.	3-11-2	Blyleven, D. Robinson (7) (W)	53,739
	Bal.	2- 6-1		Tekulve (9) (S)	
		HR: Murray		Palmer, T. Martinez (8), Stanhouse (9) (L)	
3	10/12 PIT.	Bal.	8-13-0	McGregor (W)	50,848
	Pit.	4- 9-2		Candelaria (L), Romo (4), G. Jackson (7), Tekulve (8)	
		HR: Ayala			
4	10/13 PIT.	Bal.	9-12-0	D. Martinez, Stewart (2), Stone (5), Stoddard (7) (W)	50,883
	Pit.	6-17-1		Bibby, G. Jackson (7), D. Robinson (8), Tekulve (8) (L)	
		HR: Stargell			
5	10/14 PIT.	Bal.	1- 6-2	Flanagan (L), Stoddard (7), D. Martinez (7), Stanhouse (8)	50,920
	Pit.	7-13-1		Rooker, Blyleven (6) (W)	
6	10/16 BAL.	Pit.	4-10-0	Candelaria (W), Tekulve (7) (S)	53,739
	Bal.	0- 7-1		Palmer (L), Stoddard (9)	
7	10/17 BAL.	Pit.	4-10-0	Bibby, D. Robinson (5), G. Jackson (5) (W), Tekulve (8) (S)	53,733
	Bal.	1- 4-2		McGregor (L), Stoddard (9), Flanagan (9), Stanhouse (9), T. Martinez (9), D. Martinez (9)	
		HR: Dauer, Stargell			(367,597)

**WORLD SERIES NOTES:** Despite having lost three of their five World Series, the O's maintain a winning record in games (15-13). They are 9-6 at home and 6-7 on the road. The Birds have won the first game of all 11 post-season events in which they have participated including five world series and six ALCS.

A total of 1,465,040 have seen the O's in five world series (28 games), an average of 52,323. This figure includes 773,182 that have attended the 15 world series games played in Baltimore (average 51,545).

In all the O's have played 50 post-season games (22 ALCS, 28 WS) and have drawn a total of 2,289,676 (average 45,794). In 26 games at Memorial Stadium (11 ALCS, 15 WS) a total of 1,217,989 have turned out (average 46,846).

**POST-SEASON TRIVIA:** (1) Two men have played both for and against the Orioles in world series... Lee May and Grant Jackson... (2) Three men have played both for and against the O's in the ALCS competition... Don Baylor, Bobby Grich, Merv Rettenmund... (3) Four pitchers have appeared against the Orioles in both ALCS and WS... Bob Miller, Ron Perranoski, Bert Blyleven, and Nolan Ryan... (4) Ron Perranoski appeared against the Orioles in their first two world series games (in '66 for the Dodgers) and in their first five ALCS games (in '69 and '70 for the Twins).

**ALCS NOTES:** The O's are 4-2 in the ALCS and 15-7 (.682) in games played. They hold the ALCS record for most series (6 of 11) and most games (22 of 44) since divisional play began in 1969... The Birds are 8-3 at home and 7-4 on the road.

In overall LCS competition both Pittsburgh (9-13) and Cincinnati (14-8) have also participated in six series and 22 games. The O's have won more games than any other big league club in LCS competition (15).

The Birds' .682 percentage is second to Boston's 1.000 (3-0) and fourth in LCS history behind the Red Sox, Los Angeles (.750, 9-3) and New York Mets (.750, 6-2).

The O's have won the first game of all six ALCS (as well as the opener in all five of their world series)... They won the first 10 ALCS games they played ('69—3-0, '70—3-0, '71—3-0, '73—game one) before finally losing to Oakland in 1973, game two.

A total of 824,636 have paid to see the 22 ALCS games the O's have played (average 37,483), including 444,807 for 11 games played in Baltimore (average 40,437). See World Series Review notes for Orioles post-season attendance totals.

The largest crowd for any ALCS game involving the Orioles was 52,787 for game one in 1979 vs. California at Baltimore. This ranks eighth in ALCS history behind the seven games played in Yankee Stadium in '76, '77 and '78, the largest of which was 56,808 for game three, 1976.

★ ★ ★

## 1980 ORIOLES ATTENDANCE vs. EACH OPPONENT

Opponent	AT BALTIMORE			ON THE ROAD		
	Dates	Attendance	Avg./Date	Dates	Attendance	Avg./Date
Boston	7	183,008	26,144	5	120,697	24,139
California	6	162,712	27,119	6	187,732	31,289
Chicago	6	117,144	19,524	6	121,076	20,179
Cleveland	5	72,720	14,544	6	49,067	8,178
Detroit	7	113,782	16,255	5	105,778	21,156
Kansas City	6	151,149	25,192	6	178,704	29,784
Milwaukee	6	135,371	22,562	7	198,696	28,385
Minnesota	6	94,858	15,810	5	50,897	10,179
New York	7	288,211	41,173	6	218,895	36,483
Oakland	6	126,274	21,046	6	70,518	11,753
Seattle	6	154,091	25,682	6	73,872	12,312
Texas	6	112,400	18,733	6	105,532	17,589
Toronto	6	85,718	14,286	7	127,152	18,165
Totals	80	1,797,438	22,468	77	1,608,616	20,891

56

# ORIOLES' INTER-LEAGUE DEALS, 1959 THRU 1980

Date	Players Acquired	From	In Deal For
12/ 2/59	Jack Brandt (of), Gordon Jones (p) & Roger McCardell (c)	S.F.	Billy O'Dell (p), Billy Loes (p)
12/ 2/59	Gene Green (c) & Chuck Staniland (c) (to Miami)	St. L.	Bob Nieman (of)
12/15/59	John Powers (of)	Cin.	cash
12/15/62	Stu Miller (p), Mike McCormick (p) & John Orsino (c)	S.F.	Billy Hoef (p), Jack Fisher (p) & Jim Coker (c)
12/15/62	Joe Gaines (of)	Cin.	Dick Luebke (p) & Willard Oplinger (if), both assigned to Reds' farm system, + cash
12/14/63	Harvey Haddix (c)	Pitts.	Dick Yench (if)
12/ 6/65	Jack Baldschun (p)	Phila.	Jack Brandt (of) & Darold Knowles (p)
12/ 9/65	Frank Robinson (of)	Cin.	Milt Pappas (p), Jack Baldschun (p), & Dick Simpson (of)
12/ 4/68	Mike Cuellar (p), Elijah Johnson (1b) & Enzo Hernandez (if) (to Stockton)	Hous.	Curt Blefary (of) & John Mason (1b) (to Astros farm system)
11/30/70	Jerry DaVanon (if)	St. L.	Moe Drabowsky (p)
12/ 1/70	Pat Dobson (p) & Tom Dukes (p)	S.D.	Tom Phoebus (p), Fred Beene (p), Al Severinsen (p) & Enzo Hernandez (if)
12/16/70	Grant Jackson (p), Jim Hutto (c) & Sam Parilla (of) (both to Rochester)	Phila.	Roger Freed (of)
12/ 2/71	Doyle Alexander (p), Bob O'Brien (p), Sergio Robles (c) (to Rochester), Royle Stillman (of) (to Rochester)	L.A.	Frank Robinson (of) & Pete Richert (p)
12/ 1/72	Earl Williams (c) & Taylor Duncan (if) (to Asheville)	Atlanta	Dave Johnson (2b), Pat Dobson (p), Roric Harrison (p) & Johnny Oates (c)
12/ 4/73	Ross Grimsley (p) & Wallace Williams (c) (to Bluefield)	Cin.	Merv Rettenmund (of), and Junior Kennedy (if) & Bill Wood (c), (both to Reds' farm system)
12/ 7/73	Cash	Phila.	Eddie Watt (p)
12/ 3/74	Lee May (1b) and Jay Schlueter (of) (to Rochester)	Hous.	Rob Andrews (2b) and Enos Cabell (if-of)
12/ 4/74	Ken Singleton (of) and Mike Torrez (p)	Montreal	Dave McNally (p), Richie Coggins (of) and Bill Kirkpatrick (p) (from Rochester to Memphis)
12/ 8/77	Don Stanhouse (p), Joe Kerrigan (p), and Gary Roenicke (of)	Montreal	Rudy May (p), Randy Miller (p) and Bryn Smith (p) (Rochester to Denver)

The Orioles have made 19 separate transactions with N.L. clubs during inter-league trading periods since the inception of the practice in 1959. They have dealt with the Reds four times, with the Phillies three times and with the Giants, Astros, Cardinals and Expos, twice each. The Birds have also traded once each the Dodgers, Pirates, Padres and Braves. They have not dealt with the Mets or Cubs.

## ORIOLES EXPANSION DRAFT LOSSES

### December 1960—

**Los Angeles Angels**—Pitchers Dean Chance and Ron Moeller and infielder Don Ross, each for \$75,000. Outfielder Albie Pearson selected from Rochester roster for \$25,000.

**Washington Senators**—Catcher Gene Green, infielder Billy Klaus and outfielders Chuck Hinton and Gene Woodling, each for \$75,000. Infielder Leo Burke selected from Rochester roster for \$25,000.

### October 1968—

**Kansas City Royals**—Pitcher Roger Nelson (first player chosen in draft), pitchers Wally Bunker and Moe Drabowsky, and first baseman Mike Fiore, each for \$175,000.

**Seattle Pilots**—Catcher Larry Haney and pitcher John Morris, each for \$175,000.

### November 1976—

**Toronto Blue Jays**—Infielder Bob Bailor (first player selected by Toronto, second player chosen in draft—Ruppert Jones from K.C.—was first pick—by Seattle), pitcher Mike Darr and pitcher Mike Willis, each for \$175,000.

**Seattle Mariners**—Pitcher Dave Pagan and pitcher Bob Galasso, each for \$175,000.

57



## Baltimore Chapter

### BASEBALL WRITERS ASSOCIATION OF AMERICA

PETER PASCARELLI, News American, Chairman

KENT BAKER, Morning Sun  
\*GORDON BEARD, Associated Press  
†EDWIN BRANDT, Morning Sun  
DOUG BROWN, Evening Sun  
JIM ELLIOT, Morning Sun  
NEAL ESKRIDGE, News-American  
ALAN GOLDSTEIN, Morning Sun  
LOU HATTER, Morning Sun  
JIM HENNEMAN, Evening Sun  
PHIL JACKMAN, Evening Sun  
\*Sports Editor

RICHARD KUCNER, News American  
\*BOB MAISEL, Morning Sun  
JIM MORRIS, UPI  
KEN NIGRO, Morning Sun  
†JOHN SEARS, Evening Sun  
DAN SHAUGHNESSY, Wash. Star  
SEYMOUR SMITH, Morning Sun  
\*JOHN STEADMAN, News-American  
\*BILL TANTON, Evening Sun  
†RALPH VIGODA, News-American  
†Executive Sports Editor

★ ★ ★

SAM LACY is sports editor of the Baltimore Afro-American.

★ ★ ★

### PRINCIPAL RADIO-TELEVISION SPORTS COMMENTATORS IN BALTIMORE

TELEVISION: WMAR (Ch. 2)—TED PATTERSON (S.D.), SCOTT GARCEAU, and HOPE HINES... WJZ (Ch. 13)—RANDY BLAIR (S.D.) and GAYLE GARDNER... WBAL (Ch. 11)—VINCE BAGLI (S.D.) and CHRIS THOMAS.  
RADIO: WFBR (1300)—CHARLIE ECKMAN (S.D.) and TOM MARR... WBAL (1090)—JIM WEST (S.D.)... WCAO (600)—BOB BARTEL (S.D.)... WCBM (680)—TOM DAVIS and NEAL ESKRIDGE... WPOC-FM (93.1)—TOM CHECHE... WEBB (1360)—CHUCK WOODSON.

★ ★ ★

### PRINCIPAL WASHINGTON, D.C. BASEBALL WRITERS

WASHINGTON POST: GEORGE SOLOMON (S.E.), LEN SHAPIRO (Dep. S.E.), O. D. WILSON (Dep. S.E.), GEORGE MINOT (Ass't. S.E.), MARK ASHER (Ass't. S.E.), TOM BOSWELL, KEN DENLINGER, DAVE DUPREE, BOB FACHET, JOHN FEINSTEIN, DAVE KINDRED, JANE LEAVY, BARRY LORGE, ANGUS PHILLIPS, BYRON ROSEN, and MIKE WILSON.  
WASHINGTON STAR: DAVE SMITH (S.E.), HOWARD SMITH (Dep. S.E.), STEVE BUTCHOCK, BRYAN BURWELL, TOM CALLAHAN, STEVE HERSHEY, JACK MANN, JOHN SCHULZ, DAN SHAUGHNESSY, MORRIE SIEGEL, and BILL TAAFE.  
ASSOCIATED PRESS: IRA ROSENFELD.  
UNITED PRESS INTERNATIONAL: DON CRONIN (S.E.).  
MONTGOMERY JOURNAL: LYNN PUSEY (S.E.).  
PRINCE GEORGE'S JOURNAL: MARK BIALCZAK (S.E.).  
MONTGOMERY SENTINEL: RAY BOSS (S.E.).  
PRINCE GEORGE'S SENTINEL: NEIL GREENBERGER (S.E.).  
ALEXANDRIA GAZETTE: MIKE BROADHURST (S.E.).  
NORTHERN VIRGINIA SUN: PAUL KYBER (S.E.).  
VIRGINIA JOURNALS: BILL McDOWELL (S.E.).

★ ★ ★

### PRINCIPAL RADIO-TELEVISION SPORTS COMMENTATORS IN WASHINGTON, D.C.

TELEVISION: WDCV (Ch. 9)—GLENN BRENNER (S.D.), FRANK HERZOG, and SONNY JURGENSEN... WRC (Ch. 4)—GEORGE MICHAEL (S.D.) and SCOTT MURRAY... WJLA (Ch. 7)—TIM BRANT (S.D.) and BOB MCCLAIN... WTTG (Ch. 5)—BERNIE SMILOVITZ (S.D.) and MIKE RITZ.  
RADIO: WTOP (1500)—PHIL WOOD, FRANK DALY, and AL KOKEN... WMAL (630)—KEN BEATRICE (S.D.) and JOHNNY HOLLIDAY... WOL (1450)—GLENN HARRIS... WMZQ (98.7)—MIKE PATRICK... WOOK-FM (100.3)—RICHARD ALEXANDER... WHUR-FM (96.3)—GREGORY MOSSO and RON SUTTON... Associated Press Radio—SHELBY WHITFIELD, DAVE LUBESKI, JACK DONIGER and JACK BRIGGS... Armed Forces Network—KEN ALLEN... Mutual Sports Network—TONY ROBERTS... Mutual Black Network—RON PINKNEY.

### ORIOLE ADVOCATES, INC.

The Oriole Advocates, Inc. is a unique non-profit corporation dedicated to promoting and stimulating interest in the game of baseball at both the amateur and professional levels. The organization, founded officially in July, 1960, comprises some 75 men and women drawn from a wide cross-section of the Baltimore-area business community.

Thru the years, the Advocates have made substantial financial contributions primarily to youth organizations, and have played a major role in the restoration of Babe Ruth's birthplace on Emory Street. Recently the Advocates provided the leadership in establishing the Baltimore Orioles "Hall of Fame" (see page 13)... They have also become an essential arm of the Orioles' public relations and promotions program. On "souvenir giveaway" days at the stadium, it is the Advocates who see to it that every eligible person coming to the park receives the particular item.

Probably the biggest contribution of all, however, has been the formation and administration of the Junior Orioles program that began in '63 with 750 youngsters and reached an all-time high of 20,000 members (in '77). It is a massive undertaking, a quality "knothole" program that requires a great deal of time and effort.

## ORIOLES PLAY-BY-PLAY BROADCASTS

### Announcers

#### WFBR Radio (1300)

Chuck Thompson, Bill O'Donnell and Tom Marr

#### WMAR Television (Ch. 2)

Chuck Thompson, Bill O'Donnell and Brooks Robinson

WMAR, now in the third year of a four year agreement with the Orioles, will televise two spring exhibitions (Apr. 1 & 5) and 53 regular season games, including five at Memorial Stadium, in '81.

In addition, an Orioles television network comprising the following stations will carry a major portion of WMAR's television schedule: WSBA (Ch. 43), York-Lancaster-Harrisburg, Pa.—55 games; WDCA (Ch. 20), Wash., D.C.—45 games; WBOC (Ch. 16), Salisbury, Md.—23 games; WTVZ (Ch. 33), Norfolk, Va.—30 games.

Full season sponsors of Orioles Baseball on Channel 2 in '81 are: Budweiser, Datsun, Gulf Oil, Maryland National Bank, Blue Cross/Blue Shield, Equitable Trust Bank, Hardee's, Jerry's Chevrolet.

WFBR is also in the third year of a four year contract to carry Orioles Baseball. In addition to 11 spring training games (see exhibition schedule), WFBR will carry all 162 regular season games.

WFBR is the flagship station of a 70 station (approximate) network which includes WTOP (News Radio 15) in Washington, WZIX (1350) in York plus others in Maryland, Delaware, Pennsylvania, Virginia, West Virginia and North Carolina.

**Pre-Game:** WFBR will carry Earl Weaver's Show, "Manager's Corner", (5 minutes) and Tom Marr's pre-game show (10 minutes) daily.

**Post-Game:** Tom Marr will also have a daily post-game show.

**Full Season Sponsors:** Jos. Schlitz Brewing Co.; Chevrolet; Crown Central Petroleum; Roy Rogers Restaurants; Frito Lay Products; General Tire Company; Shepherd Electric; Riggs, Counselman, Michaels & Downes; American National Building and Loan, and American Dairy Assoc.

## PLAY-BY-PLAY ANNOUNCERS

### CHUCK THOMPSON

Chuck Thompson was born in Palmer, Mass., grew up in Reading, Pa., and has lived in the Baltimore area for the past 32 years. This is his 22nd season as a play-by-play announcer for the Orioles.

During his 39 years in the business, Chuck has done play-by-play, on radio and television, for baseball, football, basketball, golf, and ice hockey. He's been named the outstanding sportscaster in Maryland by the National Sportscasters and Sportswriters Association on numerous occasions.

Chuck began his announcing career in 1939 at WEEU in Reading. Three years later he became a staff announcer for WIBG in Philadelphia, where he covered Temple University football.

After seeing combat in three major European campaigns for the U.S. Army in World War II, he returned to Philadelphia to describe the action of the Phillies and A's, Warriors, Eagles, and Rockets (ice hockey).

He came to Baltimore in 1949 to do play-by-play for the International League Orioles, the Baltimore Bullets, U.S. Naval Academy football, and the Colts in the All-America Conference.

In 1955 Chuck joined the National Brewing Company's team of announcers and during the 24 years of that association did American League Orioles baseball for 19 years ('55-'56 and '62 thru '78), Colts football, Washington Senators baseball (1957-61), and the NBC-TV "Game-of-the-Week" (1959-60).

His versatile career contains many highlights. In December, 1958, he covered the Colts-Giants "sudden death" NFL championship game, and a month later he was on the 18th green at Pebble Beach, California, to describe the Bing Crosby Golf Tournament for ABC-TV.

Chuck was selected by NBC to do the radio broadcast of the 1960 World Series between the Yankees and the Pirates, and he was behind the mike when Bill Mazeroski hit his decisive homer at Forbes Field to win that classic for Pittsburgh.

In 1965, for CBS-TV, he worked the Colts-Packers "sudden death" playoff game for the NFL's western division championship.

And, he covered the first four world series in which the Orioles were involved.

Chuck is a golf and fishing enthusiast. He and his wife, Rose, have three children and five grandchildren.



## PLAY-BY-PLAY ANNOUNCERS

### BILL O'DONNELL

Bill O'Donnell, a veteran of 31 years in sports broadcasting, is in his 16th season as an Orioles' play-by-play announcer.

The New York City native joined the Birds' broadcast team in 1966 (the year of the club's first world championship) after 13 years as the voice of Syracuse University football. He also worked basketball for the Orangemen as well as Eastern League and International League baseball during that period.

Bill graduated from Fordham Prep (N.Y.) and was majoring in classical studies and languages at Fordham University when he joined the U.S. Marine Corps during World War II. His service tour included a stint as sports editor of the Navy News while on Guam.

Upon discharge, he completed his education at Mohawk College (Utica, N.Y.), then began his broadcasting career in 1950 by doing the play-by-play for the Pocatello, Idaho club in the old Pioneer League. In Pocatello he also broadcasted football, basketball, and boxing for Idaho State University.

Since then there is very little he hasn't done in baseball, basketball, and football, collegiate or professional, at the local, regional, or nationwide network levels. He was a member of NBC-TV's baseball "Game-of-the-Week" team from 1969 to 1976, covered the 1975 American League Championship Series between Boston and Oakland for NBC television, and worked the 1969 and 1971 World Series for NBC radio and television.

His extensive basketball background includes numerous ECAC telecasts (1964-73), and since 1974 he's handled NCAA contests for TVS. In addition, for two seasons he has done television play-by-play for the Cleveland Cavaliers of the NBA.

Bill's football experience includes three years of radio play-by-play for the Baltimore Colts (1966-68) and six years as a member of NBC-TV's NFL crew. On the collegiate level he has worked NCAA telecasts for ABC, described Notre Dame football for the school's television network, more recently he has done college basketball and football for ESPN cable TV network and college basketball for TV's NBC.

An avid reader, Bill is married to the former Patricia Martin. They have five children and one grandchild.

### TOM MARR

Tom Marr, born and raised in Montgomery County, Maryland, is a veteran of 21 years in broadcasting and has spent the last 15 years with WFBR Radio in Baltimore.

Tom is in his third year with the Orioles' broadcast team, having made his debut as a major league play-by-play announcer in '79. He also conducts pre- and post-game radio shows. He previously did six Orioles games from Japan when the Birds made their trip to the Orient in '71.

He began his broadcasting career doing a high school sports show at WWDC in Washington, and later worked in radio stations in Rhode Island, Connecticut and Virginia before coming to WFBR.

Tom has an extensive radio-television background in both news and sports. He has broken several stories that have received national attention and has appeared twice on the CBS Evening News with Walter Cronkite.

From '69 to '75, Marr covered Baltimore's pro teams for the CBS Radio Network, supplying an average of more than 150 reports a year. For three years prior to joining the Orioles broadcast team he was the weekend sports anchor at WMAR-TV.

When not involved with baseball, Tom still participates in WFBR's award winning discussion program "Conference Call" as a regular panel member.

In addition to his pre-game, post-game and play-by-play responsibilities, he hosts the "Earl Weaver Radio Show", 15 minutes before each game.

Tom is a graduate of Montgomery Blair High School in Silver Spring and a veteran of the U.S. Marine Corps. He is married and the father of five children. His wife, Sharon, is a Baltimore City Police Officer.

### BROOKS ROBINSON

Born and raised in Little Rock, Ark., but has lived for many years in Lutherville, Baltimore County.

He'll be doing color on tv with Chuck Thompson and Bill O'Donnell for fourth straight year (and third year on WMAR-TV, Ch. 2).

He is also active as a vice-president of Personal Management Associates (PMA) and as a special assistant with the Crown Central Petroleum Company.

PMA is a Baltimore firm which provides athletes with advice and assistance in all areas of their professional, financial and personal lives. At PMA he works with Ron Shapiro and Mark Belanger.

**Last Season-'77:** Brooks signed in '77 as a player-coach and played sparingly. Then on Aug. 21, he became a coach exclusively when he went on the voluntarily retired list to accommodate the return of Rick Dempsey to active duty after a siege on the disabled list.

Brooks' 268th and last home run was one of the most dramatic and emotional in O's history. It was on Apr. 19, '77. The O's were hosting Cleveland, and were trailing 5-2 going into the 9th. . . Lee May singled one run across with one out, then Brooks came up with two on and one out as pinch-hitter for Larry Harlow.

He worked the count to "3 and 2", fouled off a few more pitches, then homered into the left field stands off lefty Dave LaRoche to produce a 6-5 "sudden death" victory.

His last plate appearance occurred as a pinch-hitter at Cal. on Aug. 5, and his last base hit was a June 3 seventh inning single off lefty Steve Mingori at K.C.

An Orioles' record regular season crowd of 51,798 attended "Thanks, Brooks" Day on Sunday, Sep. 18, against the Red Sox to pay tribute to the most important and most beloved Oriole of all time.

**Winding Down-'76:** Brooks started the season at third base, but in early July, Doug DeCinces became the regular third baseman.

## BIG LEAGUE CAREER

Brooks officially spent 20 years and 72 days as a player in the American League, spanning 23 seasons.

**Games:** He played in 2,896 Orioles' games. Only Ty Cobb with 3,033 has played more in A.L. history. . . He played in more games with one team than any other in A.L. annals. . . Only two others in the major leagues have seen more service with one franchise: Hank Aaron (3,298, Braves) and Stan Musial (3,026, Cardinals).

**Durability:** Brooks played in 97% of all Orioles' games from July 9, '59 (when he returned from the minors for the last time) thru May 16, '76, a period of more than 16½ years.

**Opening Days:** He started 20 consecutive opening day games for the O's from '57 thru '76, and batted .316 (25-for-79) with six homers and 17 rbi.

**Homers/RBI:** He led the A.L. in rbi (118) in '64 and also achieved a career high with 28 homers that year. . . He hit 17 or more home runs nine times. . . He also has record for most homers in Memorial Stadium (139).

He hit six grand slams, four of them in Baltimore.

**Batting:** He holds A.L. record for most sacrifice flies lifetime (114). . . Among his many O's club records are: by season—most consecutive hits (8, twice), games (163, twice), at bats (668) and doubles (38).

He holds club career records for games, at bats, runs, hits, doubles, triples, total bases, rbi and extra base hits.

**Fielding:** He committed only 263 errors in 9,165 chances at third base for a lifetime percentage of .971. . . He appeared in a total of 24 games at second, and five at short, but played third base exclusively after '63.

He started three triple plays, all of the ground ball "around the horn" variety, and was the batter in four of the 13 triple plays hit into by the O's. Only one of those was "around the horn".

**M.L. Lifetime Records, 3B:** Highest fielding pct., 100 or more games (.971). . . most seasons (23). . . most games (2,871). . . most chances, excluding errors (8,902). . . most putouts (2,697). . . most assists (6,205). . . most double plays (618). . . most seasons leading league in games (8). . . most seasons leading league in assists (8).

**A.L. Lifetime Records, 3B:** most seasons leading league in fielding (11). . . most seasons leading league in chances, excluding errors (8 tie). . . most games, season (163, '61 and '64).

**Gold Gloves:** He won 16 straight "gold gloves" from '60 thru '75. . . The string was snapped by Detroit's Aurelio Rodriguez in '76. . . Rodriguez, Boston's Frank Malzone ('57-'59), and New York's Graig Nettles ('77) were the only other third basemen to win A.L. gold gloves while Brooks was active.

**Believe It or Not:** Brooks made three errors in one inning against the A's in Baltimore on July 28, '71 (6th inning). . . However, the O's won the game when Frank Robby hit a three run homer in the 9th to erase an O-2 deficit.



## PLAY-BY-PLAY ANNOUNCERS

### BROOKS ROBINSON (Cont.)

**All-Star Games:** He played in 18 consecutive all star games from '60 thru '74 (including two per year in '60, '61, '62)... He had a lifetime all-star average of .289 (13-for-45), was the "mvp" in '66 (at St. L.) and nearly won two other such awards in '64 at Shea Stadium and '70 at Cincinnati.

He hit one home run ('67 at Anaheim), three triples and did not make an error in 43 chances.

Brooks was elected to starting lineup in Gillette-sponsored fan vote four times ('71, '72, '73, '74) and started a total of 11 games... He led A.L. players in votes in '71 and had his last hit that year (at Detroit).

**Post-Season Play:** Brooks played in all 39 post-season games in which the O's were involved while he was with the club... He batted a composite .303 (44-for-145) in 18 ALCS and 21 world series games.

**WS:** He homered in his first world series at bat in first inning at Dodger Stadium in '66, immediately following Frank's two-run homer (both were off Don Drysdale).

He was a landslide "mvp" in '70 vs. Reds... He hit .429 (9-for-21) and was brilliant on defense.

He erred on first fielding chance then handled 23 more flawlessly, many of them sensationally... He stole at least two hits each from Johnny Bench and Lee May... It was during the series that Lee gave him the nickname "Hoover" (as in vacuum cleaners).

Brooks was also among leading hitters in '71 world series vs. Pirates (.318) Overall, he made three errors in 76 world series chances.

**ALCS:** After his first three ALCS (O's swept them all), he had a .486 average (18-for-37)... His last hit in post-season competition was a home run off "Catfish" Hunter in the '74 ALCS.

### MAJOR AWARDS

Most Valuable Player, A.L. ('64)... He finished second in '66 and third in both '60 and '65.

Most Valuable Player, World Series ('70)... Most Valuable Player, All Star Game ('66)... Most Valuable Oriole (4 times, '60, '62, '64, '71-shared with Frank Robby).

Commissioner's Trophy, now known as Roberto Clemente Memorial Award, as player best exemplifying the game of baseball ('72)... Joe Cronin Award, presented annually to A.L. player for significant achievement ('77).

Hickok Belt, Jan. '71... "Man of the Decade", Baltimore Advertising Club, Jan. '72... "Most Memorable Personality" in O's history by vote of fans, '75... Retroactive Babe Ruth Crown by Maryland Baseball Professional Players Assoc. (Tops in Sports), '81.

Orioles Hall of Fame, '77... He and Frank were the first to be named to the new Orioles' Hall of Fame originated in '77 by the Oriole Advocates.

### PERSONAL

He was originally signed by the late Arthur Ehlers... Brooks and his wife, Connie, were married in 1960 and are the parents of four children: Brooks David (7/24/61), Chris (2/22/63), Michael (3/11/64) and Dianna (2/22/68).

Brooks' uniform, #5, was retired officially on opening day 1978, his first year in retirement.

### Championship Series Record

YEAR CLUB	AVG.	G	AB	R	H	2B	3B	HR	RBI	BB	SO	SB	CS	HP
1969 Baltimore	.500	3	14	1	7	1	0	0	0	0	0	0	0	0
1970 Baltimore	.583	3	12	3	7	2	0	0	1	0	1	0	0	0
1971 Baltimore	.364	3	11	2	4	1	0	1	3	0	1	0	0	0
1973 Baltimore	.250	5	20	1	5	2	0	0	2	1	1	0	0	0
1974 Baltimore	.083	4	12	1	1	0	0	1	1	1	0	0	0	0
C.S. Totals	.348	18	69	8	24	6	0	2	7	2	3	0	0	0

### World Series Record

YEAR CLUB	AVG.	G	AB	R	H	2B	3B	HR	RBI	BB	SO	SB	CS	HP
1966 Baltimore	.214	4	14	2	3	0	0	1	1	1	0	0	0	0
1969 Baltimore	.053	5	19	0	1	0	0	0	2	0	3	0	0	0
1970 Baltimore	.429	5	21	5	9	2	0	2	6	0	2	0	0	0
1971 Baltimore	.318	7	22	2	7	0	0	0	5	3	1	0	0	0
W.S. Totals	.263	21	76	9	20	2	0	3	14	4	6	0	0	0

Born: May 18, '37; 6'1"; 190; Batted, R; Threw, R; Position: 3B

YEAR CLUB	AVG.	G	AB	R	H	2B	3B	HR	RBI	BB	SO	SB	CS	HP
1955 York*	.331	95	354	72	117	17	3	11	67	47	64	1	6	
1955 Baltimore	.091	6	22	0	2	0	0	0	1	0	10	0	0	0
1956 San Antonio	.272	154	577	72	157	28	6	9	74	54	57	1	2	4
Baltimore	.227	15	44	5	10	4	0	1	1	1	5	0	0	0
1957 Baltimore	.239	50	117	13	28	6	1	2	14	7	10	1	0	1
San Antonio	.266	33	124	10	33	5	1	1	9	5	16	0	1	0
1958 Baltimore	.238	145	463	31	110	16	3	3	32	31	51	1	2	5
1959 Baltimore	.284	88	313	29	89	15	2	4	24	17	37	2	2	2
Vancouver	.331	42	163	20	54	9	2	6	30	6	14	2	1	0
1960 Baltimore	.294	152	595	74	175	27	9	14	88	35	49	2	2	0
1961 Baltimore	.287	163	668	89	192	38	7	7	61	47	57	1	3	4
1962 Baltimore	.303	162	634	77	192	29	9	23	86	42	70	3	1	1
1963 Baltimore	.251	161	589	67	148	26	4	11	67	46	84	2	3	1
1964 Baltimore	.317	163	612	82	194	35	3	28	118	51	64	1	0	4
1965 Baltimore	.297	144	559	91	166	25	2	23	100	56	36	2	3	5
1966 Baltimore	.269	157	620	91	167	35	2	22	77	54	54	1	3	4
1967 Baltimore	.269	158	610	88	164	25	5	22	77	54	54	1	3	4
1968 Baltimore	.253	162	608	65	154	36	6	17	75	44	55	1	1	4
1969 Baltimore	.234	156	598	73	140	21	3	23	84	56	55	2	1	3
1970 Baltimore	.276	158	608	84	168	31	4	18	94	53	53	1	1	4
1971 Baltimore	.272	156	589	67	160	21	1	20	92	63	50	0	0	3
1972 Baltimore	.250	153	556	48	139	23	2	8	64	43	45	1	0	2
1973 Baltimore	.257	155	549	53	141	17	2	9	72	55	50	2	0	3
1974 Baltimore	.288	153	553	46	159	27	0	7	59	56	47	2	0	3
1975 Baltimore	.201	144	482	50	97	15	1	6	53	44	33	0	0	1
1976 Baltimore	.211	71	218	16	46	8	2	3	11	8	24	0	0	1
1977 Baltimore	.149	24	47	3	7	2	0	1	4	4	4	0	0	0
M.L. Totals	.267	2896	10654	1232	2842	482	68	268	1357	860	989	28	23	53

\* Signed by Baltimore as free agent on 6/1/55

## "ORIOLES DESIGNATED HITTERS"

In September, 1979, Mayor William Donald Schaefer and a select committee of Baltimoreans working closely with the ballclub's front office, created the "Orioles Designated Hitters", an organization designed to sell full season tickets in greater numbers than ever before.

The basic plan was to enlist the talents of successful men and women from the area business community to serve as the principal sales force for the annual season ticket campaign.

Results from the first year ('80), when 28 of 45 original candidates achieved membership by meeting stringent sales standards attest to the soundness of the concept. With the "DH's" as the backbone, Orioles full season sales increased dramatically by 150% to an all-time high of 4,019. This year the goal is to exceed the 5,000 level.

Generally a new candidate for membership must achieve 100% renewals on old accounts assigned to him, and must sell a minimum of 30 new tickets. Though a DH must re-qualify each year, the requirements for those who achieved membership in the preceding year are somewhat different and are based on the number of tickets sold previously.

In '80, the three top sellers were Lou Michaelson, Charlie Offutt and Frank Trommer.

Rewards for members include a trip for two to spring training, a special custom "DH" blazer, use of a special box on the mezzanine level during the season, and other valuable incentive prizes for top sellers.

The "DH" program is modeled closely after the highly successful "Royal Lancers", conceived more than a decade ago by K.C. Royals owner Ewing Kauffman. In fact, Mr. Kauffman delivered the keynote speech at the first official meeting of the "Orioles Designated Hitters" in September, '79.

Mayor Schaefer, the three charter members of the organization (Owen Daly, Bill Beasman and Chris Hartman), Bob Aylward, Orioles director of business affairs, and former ballclub vice-president Alan Harazin (now with the Mets) were instrumental in initiating and directing the DH program through its successful infancy.

All, except Harazin, will continue to play a significant role in its future growth, and this year they will be joined by the new Orioles sales director, Jon Richardson, who will be responsible for much of the day-to-day administration.

## TWO WINS IN ONE DAY

Wes Stock is the only pitcher to have won both ends of a doubleheader in an Orioles uniform. He did it on May 26, '63 in Cleveland.



## ORIOLES FARM SYSTEM

### MINOR LEAGUE AFFILIATES, 1981

Club	Nickname	League	Class	Manager
Rochester, N.Y.	"Red Wings"	International	AAA	"Doc" Edwards
Charlotte, N.C.	"Orioles"	Southern	AA	Mark Wiley
Miami, Fla.	"Orioles"	Florida State	A	Minnie Mendoza
*Bluefield, W. Va.	"Orioles"	Appalachian	Rookie	Grady Little

**Farm System Coaches:** Tony Franklin, infield; Ken Rowe, pitching; and Ralph Rowe, batting.

**Farm System Officials:** Rochester—Bill Farrell (Pres.), Bob Drew (G.M.), Richard Bancells (Trainer)... Charlotte—Frances Crockett (Pres./G.M.), Dan Craven (Trainer)... Miami—Joe Ryan (Pres.), Sonny Hirsch (G.M.), Neil Yarrington (Trainer)... Bluefield—Allen Coppinger (Pres.), George Fanning (G.M.), William "Doc" Cole (Trainer).

**Training Base:** The Orioles' minor league training complex is located at Biscayne College in North Miami (16400 N.W. 32nd Ave., Miami, Fla. 33054)... **Telephones:** (305) 625-7433 and 625-7434... **Mailing address:** Baltimore Orioles, P.O. Box 1868, Opa Locka, Fla. 33055.

**Reporting Date:** Pitchers and catchers begin workouts on Saturday, March 14, and infielders and outfielders start on Monday, March 16.

\*Franchise owned by Baltimore Orioles.

### SCOUTING STAFF

#### Special Assignments

**JIM RUSSO**  
502 Lering Drive  
Ballwin, MO 63011

**BILL WERLE**  
833 W. 28th Ave.  
San Mateo, CA 94403

\* \* \*

**JACK BAKER**  
2215 Willowgrove  
Kettering, OH 45409

**TONY FRANKLIN**  
2047 W. 30th St.  
Los Angeles, CA 90019

**\*DICK BOWIE**  
(Mid-Atlantic States)  
Rt. 6, Box 210  
Hagerstown, MD 21740

**JIM GILBERT**  
6217 W. Hemlock Dr.  
Sykesville, MD 21784

**\*JOE BOWMAN**  
(Midwest-Plains States)  
2001 W. 83d St.  
Leawood, KS 66206

**\*MYRON "RED" HAYWORTH**  
(North & South Carolina)  
507 Oakview Rd.  
High Point, NC 27260

**DAN CRESSMAN**  
10389 104th Ave., N.  
Holiday Shores  
Seminole, FL 33540

**\*LEN JOHNSTON**  
(Midwest States)  
2021 N. Meridian  
Indianapolis, IN 46202

**\*RAY CRONE**  
(Louisiana & Texas)  
Rt. 1, Panorama Loop  
Waxahachie, TX 75165

**GEORGE LAUZERIQUE**  
3471 Cumberland Gap Ct.  
Pleasanton, CA 94566

**\*ED CROSBY**  
(Southern California)  
11463 Anticost Way  
Cypress, CA 90603

**BILL LOHR**  
220 Washington Way  
Centralia, WA 98311

**JOE DE LUCCA**  
11 Kingsland Pl.  
Babylon, NY 11702

**FRANK MCGOWAN**  
(Scouting Consultant)  
80 Rolling Ridge Rd.  
Mt. Carmel  
Hamden, CT 06518

**\*JIM DRISCOLL**  
(Mountain States)  
1030 South Dobson St.  
Mesa, AZ 85202

**PAUL McNEAL**  
22 Randolph Ave.  
Hagerstown, MD 21740

**\*LAMAR NORTH**  
(Southeast States)  
1307 S. Crest Rd.  
Rossville, GA 30741

#### National Cross-Checker

**LANCE NICHOLS**  
107 Antonita Road  
Dodge City, KS 67801

**\*CARLOS PASCUAL**  
(So. Florida, Central America)  
2540 S.W. 92d Court  
Miami, FL 33185

**FRANK PIET**  
1610 E. Geneva Rd.  
Wheaton, IL 60187

**\*JACK SANFORD**  
(Northern Florida)  
1441 Penman Rd.  
Neptune Bch., FL 32233

**\*CAESAR SINIBALDI**  
(Pacific Northwest)  
617 Stannage Ave.  
Albany, CA 94706

**\*JOHN STOKOE**  
(Northeast States)  
12 Bradford Pl.  
Slingerlands, NY 12159

**BILL TEED**  
15 Overhill Rd.  
Enfield, CT 06082

**\*TOMMY THOMPSON**  
(Kentucky, Michigan, Ohio)  
518 Miller St.  
Lebanon, OH 45036

**HERMAN WELSH**  
502 Snyder St.  
Connellsville, PA 15425

\*Territorial Supervisor (territory in parentheses).

### FARM SYSTEM—1980

Two of the Orioles' four minor league clubs earned playoff berths in '80. The O's AAA team in Rochester finished with their best record since '76 (74-65) before being eliminated by Toledo, three games to one, in the semifinals of the International League playoffs. Red Wings' shortstop Bob Bonner was named the I.L.'s "rookie of the year," and Bonner and designated hitter John Valle were selected to the all-league team (by vote of managers and media) at the end of the season.

(Continued on page 27)

## 1980 MINOR LEAGUE REPORT

**CLASS AAA ROCHESTER RED WINGS (INTERNATIONAL)**  
Manager: Doc Edwards: 74-65 — 3rd — 8½ GB

PLAYER	AVG	G	AB	R	H	HR	RBI	SB	PITCHER	W-L	ERA	G	SV	IP	H	BB	SO	
Bonner, Bob	.241	133	469	46	113	2	41	8	Boddicker, Mike	12-9	2.18	25	0	190	149	35	109	
Chism, Tom	.319	28	91	19	29	6	15	1	Fierbaugh, Randy	1-0	5.88	18	1	26	31	12	9	
Corey, Mark	.230	82	265	34	61	3	25	4	Hartzell, Paul	10-4	3.20	16	0	104	112	20	43	
Derryberry, Tim	.098	13	41	4	4	2	5	0	Jones, Larry	13-14	4.35	28	0	180	168	81	88	
Eden, Mike	.257	65	187	37	48	4	31	4	Kernigan, Joe	3-3	2.78	39	12	55	46	23	23	
Gonzales, Dan	.294	59	194	25	57	6	31	5	Luebber, Steve	13-8	3.59	27	0	188	178	56	83	
Graham, Dan	.346	16	52	10	18	4	12	2	Rineer, Jeff	4-4	5.07	20	1	71	87	24	33	
Kennedy, Kevin	.263	77	232	21	61	1	28	0	Rowe, Tom	6-7	4.60	17	0	92	104	31	39	
Krenchicki, Wayne	.264	87	311	42	82	2	39	7	Schneider, Jeff	2-4	4.86	45	8	50	46	25	28	
Logan, Dan	.195	62	195	21	38	2	16	0	Torrez, Pete	2-4	4.40	36	2	88	98	32	43	
O'Neill, Paul	.194	23	72	3	14	0	6	0	Wiley, Mark	8-7	4.05	35	5	129	123	39	57	
Pulman, Ed	.256	55	176	26	45	5	32	0										
Rayford, Floyd	.230	107	387	51	89	9	46	5										
Reyster, Willie	.264	69	242	29	64	3	35	7										
Sakala, Lenn	.344	26	93	19	32	3	8	5										
Smith, Jim	.067	5	15	0	1	0	0	0										
Smith, Tom	.200	10	30	4	6	0	1	1										
Thomas, Vern	.259	113	397	53	103	1	35	19										
Valle, John	.260	126	443	70	115	18	70	4										
Williams, Dallas	.270	137	529	63	143	11	54	16										
Totals		253	139	495	588	1137	86	538	89	Totals	74-65	3.81	139	29	1189	1166	386	555

**CLASS AA CHARLOTTE ORIOLES (SOUTHERN, Eastern Division)**  
Manager: Jim Williams: 1st half: 38-33 — 1st 2nd half: 34-39 — 4th — 7GB

Manager: Jim Williams: 1st half: 38-33--1st																		
2nd half: 34-39--4th--7GB																		
1980 SOUTHERN LEAGUE CHAMPIONS																		
PLAYER	AVG	G	AB	R	H	HR	RBI	SB	PITCHER	W-L	ERA	G	SV	IP	H	BB	SO	
Brett, Russ	.100	11	30	3	3	0	5	0	Carey, Brooks	8-7	3.70	25	0	163	158	39	78	
Buffamoy, John	.225	43	138	13	31	4	13	0	Edwards, Allen	2-1	2.05	4	0	22	14	13	16	
Christopher, Scott	.038	8	26	4	1	0	1	2	George, Will	5-14	4.29	28	0	170	188	71	84	
Denman, John	.275	128	444	51	122	9	60	28	Norris, Tim	2-3	4.33	14	1	52	50	18	14	
Derryberry, Tim	.200	6	20	3	4	0	2	1	Pensiero, Russ	9-4	2.67	40	9	118	134	35	61	
Eaton, Tom	.234	144	542	92	127	8	48	52	Peralta, Luis	0-1	14.73	7	0	11	15	12	4	
Fabrizio, Kurt	.226	84	292	30	66	4	28	3	Ramirez, Allan	16-8	2.98	29	0	196	151	92	160	
Hazewood, Drungo	.261	142	499	80	130	28	80	20	Rowe, Tom	2-2	2.76	9	0	49	58	18	35	
Huggert, Dave	.219	107	319	43	70	3	33	0	Smith, Mark	1-1	7.80	3	0	15	19	6	6	
Logan, Dan	.278	78	288	34	80	13	57	0	Swaggerty, Bill	3-6	2.47	26	3	51	47	24	23	
Neal, Earl	.184	11	38	6	7	1	2	1	Weichel, Don	9-12	2.90	28	0	202	210	47	56	
Ripken, Cal	.276	144	522	91	144	25	78	4										
Rodriguez, Victor	.231	19	65	4	15	0	4	1										
Royster, Willie	.215	26	79	10	17	1	14	3										
Sheets, Larry	.188	13	48	1	9	0	5	0										
Shelby, John	.247	95	360	66	135	6	51	34										
Smith, Tom	.257	95	323	32	83	10	40	5										
Whitfield, Bob	.254	122	406	42	103	1	26	6										
Totals		247	144	4641	605	1148	113	537	176	Totals	72-72	3.66	144	24	1233	1251	472	669

**CLASS A MIAMI ORIOLES (FLORIDA STATE)**  
Manager: Lance Nichols: 51-85 — 5th — 31½ GB

PLAYER	AVG	G	AB	R	H	HR	RBI	SB	PITCHER	W-L	ERA	G	SV	IP	H	BB	SO	
Bowman, Bruce	.234	17	47	6	11	0	3	0	Alvarez, Mike	3-8	3.78	21	2	100	95	25	55	
Bowman, Don	.251	105	367	41	92	11	56	6	Brown, Mark	3-5	4.73	10	0	59	58	35	40	
Boyce, Bob	.188	11	32	5	6	0	2	1	Clark, Skip	2-1	2.88	12	2	25	19	19	19	
Burt, Greg	.218	40	110	11	24	1	9	2	Davis, George	9-12	3.52	25	0	151	157	55	90	
Butler, William	.146	12	41	7	6	0	3	2	Edwards, Allen	4-13	4.26	19	0	112	109	45	66	
Clarkson, Mike	.204	49	147	15	30	0	14	8	Frankie, Tom	1-1	9.00	16	0	27	40	24	9	
Dees, Greg	.202	80	256	17	52	1	21	1	Gonzalez, Julian	3-3	3.72	8	7	46	40	29	48	
Derryberry, Tim	.212	9	33	4	7	2	6	0	Grant, Mike	3-1	2.57	21	3	35	27	15	15	
Dummar, George	.096	26	52	4	5	3	0	0	Gravel, Tim	1-0	0.93	17	3	29	22	9	17	
Espinosa, Steve	.211	113	303	42	64	2	38	8	Hook, Ed	2-5	3.95	8	0	41	45	12	28	
Headford, Grant	.146	16	48	6	7	0	3	2	Jordan, Ken	0-1	10.50	1	0	6	9	3	2	
Herrick, Neal	.208	59	168	21	35	1	13	5	Kreymborg, Mike	3-1	6.10	9	0	31	33	18	17	
Marston, Andy	.205	45	127	14	26	0	20	0	Maples, Tim	1-7	6.56	11	0	48	63	37	36	
Murrell, Don	.276	88	283	29	78	2	32	7	Marston, Andy	0-1	21.60	4	0	5	13	10	6	
Palmer, Bob	.211	77	209	18	44	1	20	2	Martinez, Dennis	0-0	0.00	2	0	12	3	5	7	
Pavik, John	.242	113	409	54	99	1	29	36	Peralta, Luis	4-5	4.31	21	0	71	59	50	35	
Rodriguez, Vic	.326	50	184	21	60	2	21	1	Smith, Freddie	8-11	2.87	22	0	138	138	49	54	
Spooren, Neal	.190	13	21	3	4	0	1	0	Swaggerty, Bill	3-1	2.30	19	0	43	39	22	25	
Stereo, John	.215	101	307	32	66	5	30	1										
Tyner, Matt	.255	54	149	18	38	5	23	6										
Young, Mike	.267	115	393	72	105	5	52	18										
Totals		234	136	4256	525	995	44	465	120		51-85	3.96	136	17	1123	1131	533	627

**CLASS A (CO-OP) ALEXANDRIA DUKES (CAROLINA, Virginia Division)**  
Manager: Mike Toomey: 1st half: 26-42 — 4th — 23GB (O's organization only) 2nd half: 26-44 — 4th — 23GB

PLAYER	AVG	G	AB	R	H	HR	RBI	SB	PITCHER	W-L	ERA	G	SV	
--------	-----	---	----	---	---	----	-----	----	---------	-----	-----	---	----	--



# 1981 BALTIMORE ORIOLES ROSTER

Manager		Coaches—Elrod Hendricks (44); Ray Miller (31); Cal Ripken, Sr. (47); Ralph Rowe (54); Jimmy Williams (40)										Public Relations—Bob Brown Traveling Secretary—Phil Itzoe									
No.	PITCHERS (13)	B	T	HT.	WT.	Birthdate	Birthplace	Residence	1980 Club	W-L	ERA	G	SV	IP	H	BB	SO	ML Serv.*			
52	Boddicker, Mike.....	R	R	5-11	172	8-23-57	Cedar Rapids, IA	Norway, IA	{Rochester	12-9	2.18	25	0	190	149	35	109	0.031			
42	Carey, Brooks.....	L	L	6-1½	185	3-18-56	Key West, FL	Key West, FL	{Baltimore	8-7	5.43	1	0	7	6	5	4				
46	Flanagan, Mike.....	L	L	6-0	195	12-16-51	Manchester, NH	Amherst, NH	Baltimore	16-13	4.10	25	0	163	158	39	78	0.000			
21	Ford, Dave.....	R	R	6-4	200	12-29-56	Cleveland, OH	Cleveland, OH	Baltimore	1-3	4.24	25	0	251	278	71	128	4.170			
45	Jones, Larry.....	R	R	6-2	195	2-6-55	Richmond, VA	Seminole, FL	{Rochester	13-14	4.35	28	0	70	66	13	22	1.100			
30	Martinez, Dennis.....	R	R	6-1	183	5-14-55	Granada, Nicaragua	Baltimore, MD	{Baltimore	6-4	3.96	25	1	100	168	81	88	0.000			
23	Martinez, Tippy.....	L	L	5-10	175	5-31-50	Lafayette, CO	Towson, MD	{Miami	0-0	0.00	2	0	12	3	4	42	4.026			
16	McGregor, Scott.....	S	L	6-1	190	1-18-54	Inglewood, CA	Cockeysville, MD	Baltimore	4-4	3.00	53	10	81	69	33	67	5.132			
22	Palmer, Jim.....	R	R	6-3	194	10-15-45	New York, NY	Brooklandville, MD	Baltimore	20-8	3.32	36	0	252	254	58	119	1.025			
63	Rowe, Tom.....	R	R	6-3	190	10-16-57	Bronx, NY	Spring Valley, NY	{Rochester	16-10	3.98	34	0	224	238	74	109	1.432			
53	Stewart, Sammy.....	R	R	6-3	208	10-28-54	Asheville, NC	Swannanoa, NC	{Charlotte	6-7	4.60	17	0	92	104	31	39	0.000			
49	Stoddard, Tim.....	R	R	6-7	250	1-24-53	East Chicago, IN	Timonium, MD	Baltimore	4-2	2.76	9	0	49	58	18	35				
32	Stone, Steve.....	R	R	5-10	178	7-14-47	Cleveland, OH	Towson, MD	Baltimore	7-7	3.55	33	3	119	103	60	78	2.031			
									Baltimore	5-3	2.51	64	26	86	72	38	64	2.086			
									Baltimore	25-7	3.23	37	0	251	224	101	149	9.135			
No.	CATCHERS (4)	B	T	HT.	WT.	Birthdate	Birthplace	Residence	1980 Club	Avg.	G	AB	R	H	HR	RBI	SB	ML Serv.*			
24	Dempsey, Rick.....	R	R	6-0	184	9-13-49	Fayetteville, TN	Agoura, CA	Baltimore	.262	119	362	51	95	9	40	3	8.013			
41	Graham, Dan.....	L	R	6-1	212	7-19-54	Ray, AZ	Winkelman, AZ	{Rochester	.316	16	52	10	18	4	12	2	0.164			
59	Huppert, Dave.....	R	R	6-1	190	4-1-57	South Gate, CA	Houston, TX	{Baltimore	.278	86	266	32	74	15	54	0				
34	Morales, Jose.....	R	R	6-0	195	12-30-44	St. Croix, VI	Bayamon, PR	{Charlotte	.219	107	319	43	70	3	23	0	0.000			
									Minnesota	.303	97	241	36	73	8	36	0	6.139			
No.	INFELDERS (12)	B	T	HT.	WT.	Birthdate	Birthplace	Residence	1980 Club	Avg.	G	AB	R	H	HR	RBI	SB	ML Serv.*			
7	Belanger, Mark.....	R	R	6-2	170	6-8-44	Pittsfield, MA	Timonium, MD	Baltimore	.228	113	268	37	61	0	22	6	14.058			
2	Bonner, Bob.....	R	R	6-0	185	8-12-56	Uvalde, TX	Corpus Christi, TX	{Rochester	.241	133	469	46	113	2	41	8	0.028			
10	Crowley, Terry.....	L	L	6-0	182	2-16-47	Staten Island, NY	Cockeysville, MD	{Baltimore	.000	4	4	1	0	0	1	0				
25	Daer, Rich.....	R	R	6-0	180	7-27-52	San Bernardino, CA	Cockeysville, MD	Baltimore	.288	92	253	33	67	12	50	0	9.090			
11	DeCinces, Doug.....	R	R	6-2	195	8-29-50	Burbank, CA	Cockeysville, MD	Baltimore	.284	152	571	71	158	2	63	3	4.025			
3	Garcia, Kiko.....	R	R	5-11	178	10-14-53	Martinez, CA	Cockeysville, MD	Baltimore	.249	145	489	64	122	16	64	11	6.040			
6	Krenchicki, Wayne.....	L	R	6-1	175	9-17-54	Trenton, NJ	Trenton, NJ	{Rochester	.199	111	311	27	62	1	27	8	4.025			
									{Baltimore	.264	87	311	42	82	2	39	7	0.083			
									{Baltimore	.143	9	14	1	2	0	0	0				

65	Logan, Dan.....	L	L	6-6	230	7-17-56	Trion, GA	Trion, GA	{Rochester	.195	62	195	21	38	2	16	0	0.000
33	Murray, Eddie.....	S	R	6-2	200	2-24-56	Los Angeles, CA	Cockeysville, MD	{Charlotte	.278	78	288	34	80	13	57	7	4.000
9	Rayford, Floyd.....	R	R	5-10	195	7-27-57	Memphis, TN	Inglewood, CA	{Baltimore	.200	158	621	100	186	32	116	7	0.065
8	Ripken, Cal Jr.....	R	R	6-4	200	8-24-60	Havre de Grace, MD	Aberdeen, MD	{Rochester	.230	107	387	51	89	9	46	5	4.000
12	Sakata, Lenn.....	R	R	5-9	160	6-8-53	Honolulu, HI	Honolulu, HI	{Rochester	.276	144	522	91	144	25	78	4	0.000
No.	OUTFIELDERS (10)	B	T	HT.	WT.	Birthdate	Birthplace	Residence	1980 Club	Avg.	G	AB	R	H	HR	RBI	SB	ML Serv.*
27	Ayala, Benny.....	R	R	6-1	195	2-7-51	Yauco, PR	Toa Baja, PR	Baltimore	.265	76	170	28	45	10	33	0	2.105
1	Bumby, Al.....	L	R	5-8	175	4-21-47	Fredericksburg, VA	Cockeysville, MD	{Rochester	.318	160	645	118	205	9	53	4	8.031
15	Corey, Mark.....	R	R	6-2	205	11-3-55	Tucumcari, NM	Evergreen, CO	{Baltimore	.230	82	265	34	61	3	25	0	0.092
28	Dwyer, Jim.....	L	L	5-10	175	1-3-50	Evergreen, IL	Trinley Park, IL	Boston	.278	36	36	7	10	1	2	0	0.000
37	Hazewood, Drungo.....	R	R	6-3	210	9-1-59	Mobile, AL	Sacramento, CA	{Charlotte	.285	93	260	40	74	9	36	3	6.015
38	Lowenstein, John.....	L	R	6-1	180	1-27-47	Wolf Point, MT	Las Vegas, NV	{Baltimore	.261	142	499	81	130	28	80	29	0.024
35	Ronickie, Gary.....	R	R	6-3	200	12-5-54	Covina, CA	Diamond Bar, CA	Baltimore	.311	6	5	1	0	0	0	0	0.000
36	Shelby, John.....	S	R	6-1	175	2-23-58	Lexington, KY	Lexington, KY	Baltimore	.239	118	297	40	71	10	28	2	2.162
29	Singleton, Ken.....	S	R	6-4	212	6-10-47	New York, NY	Timonium, MD	{Charlotte	.241	134	560	66	135	6	51	34	0.000
39	Williams, Dallas.....	L	L	5-11	165	2-28-58	Brooklyn, NY	Rochester, NY	Baltimore	.304	156	583	85	177	24	104	0	10.100
No.	NO-ROSTER PLAYERS AT SPRING TRAINING (6)	B	T	HT.	WT.	Birthdate	Birthplace	Residence	1980 Club	Avg.	G	AB	R	H	HR	RBI	SB	ML Serv.*
56	Luebber, Steve.....	R	R	6-3	210	7-9-49	Clinton, MO	Joplin, MO	Rochester	.13-8	359	27	0	188	178	56	83	2.011
57	Schneider, Jeff.....	S	L	6-3	195	12-6-53	Bremerton, WA	Moline, IL	Rochester	.2-4	486	45	8	50	46	25	28	0.000
64	Torrez, Pete.....	R	L	6-1	165	5-4-54	Roswell, NM	Towson, MD	Rochester	.1-0	440	36	2	88	98	32	43	0.000
61	Umbarger, Jim.....	L	L	6-6	200	2-17-53	Burbank, CA	Tempe, AZ	{Charlotte	.3-1	250	2	0	6	6	1	0	3.105
51	Welch, Don.....	R	R	6-4	205	2-3-57	Atlanta, TX	Dallas, TX	{Tulsa	.3-1	253	22	9	32	25	12	33	0.000
62	Valle, John (of).....	R	R	6-0	185	9-8-54	New York, NY	Bayside, NY	Charlotte	.9-12	290	28	0	202	210	47	56	0.000
No.	NO-ROSTER PLAYERS AT SPRING TRAINING (5)	B	T	HT.	WT.	Birthdate	Birthplace	Residence	1980 Club	Avg.	G	AB	R	H	HR	RBI	SB	ML Serv.*
57	Schneider, Jeff.....	S	L	6-3	195	12-6-53	Bremerton, WA	Moline, IL	Rochester	.260	126	443	70	114	18	70	4	0.000
64	Torrez, Pete.....	R	L	6-1	165	5-4-54	Roswell, NM	Towson, MD	Rochester	.260	126	443	70	114	18	70	4	0.000
61	Umbarger, Jim.....	L	L	6-6	200	2-17-53	Burbank, CA	Tempe, AZ	Rochester	.260	126	443	70	114	18	70	4	0.000
51	Welch, Don.....	R	R	6-4	205	2-3-57	Atlanta, TX	Dallas, TX	Rochester	.260	126	443	70	114	18	70	4	0.000
62	Valle, John (of).....	R	R	6-0	185	9-8-54	New York, NY	Bayside, NY	Rochester	.260	126	443	70	114	18	70	4	0.000
Additional Spring Training Coaches																		
Don Edwards (55)																		
Additional Trainer: Richie Bancells.																		
Trainer—Ralph Salvon																		
Club Physician—Dr. Leonard Wallenstein																		
Clubhouse Managers—Jim Tyler (Homer), Clay, Bob, and...																		
Ken Rowe (60)																		
Mark Wiley (58)																		

* 172 days constitute a season																			Groundskeeper — Pat Santarone																		
--------------------------------	--	--	--	--	--	--	--	--	--	--	--	--	--	--	--	--	--	--	-------------------------------	--	--	--	--	--	--	--	--	--	--	--	--	--	--	--	--	--	--



## HOW THEY JOINED THE ORIOLES

A total of 25 players on the current 39-man roster were signed originally by the Orioles as free agents with no previous professional experience. The other 14 players started their professional careers in other organizations before joining the Baltimore system.

Free Agent Draft (20)					When Drafted Phase Round				
Player	When Drafted	Phase	Round		Player	When Drafted	Phase	Round	
Boddicker	'78-June	sec.	6th		Garcia	'71-June	reg.	3rd	
Bonner	'78-June	reg.	3rd		Hazewood	'77-June	reg.	1st	
Bumbry	'68-June	reg.	8th		Jones	'77-June	reg.	5th	
Carey	'78-June	reg.	10th		Krenchicki	'76-Jan.	sec.	1st	
Corey	'76-June	reg.	2nd		Logan	'77-June	reg.	2nd	
Crowley	'66-June	reg.	11th		Murray	'73-June	reg.	3rd	
Dauer	'74-June	reg.	1st		Ripken	'78-June	reg.	2nd	
DeCinces	'70-Jan.	sec.	3rd		Rowe	'77-Jan.	reg.	2nd	
Flanagan	'73-June	reg.	7th		Shelby	'77-Jan.	reg.	1st	
Ford	'75-June	reg.	1st		Williams	'76-June	reg.	1st	

### Signed as "Undrafted" Free Agents (3)

Dave Huppert.....May 22, '77 Dennis Martinez.....Dec. 10, '73  
Sam Stewart.....June 15, '75

### Originally Signed by Orioles Before Free Agent Draft Rule (2)

(Prior to 1965)

Mark Belanger.....June 19, '62 Jim Palmer.....Aug. 16, '63

### Selected and Signed via Re-entry Draft System (4)

\* Al Bumbry.....Selected Nov. 3, '78.....Signed Jan. 30, '79  
Steve Stone.....Selected Nov. 3, '78.....Signed Nov. 29, '78  
Jose Morales.....Selected Nov. 13, '80.....Signed Dec. 17, '80  
Jim Dwyer.....Selected Nov. 13, '80.....Signed Dec. 23, '80

### Signed as Free Agents with Previous Professional Experience (1)

Tim Stoddard.....Signed to Charlotte contract on Apr. 8, '77

### Contracts Purchased from Other Organizations (1)

John Lowenstein on Nov. 27, '78.....from Texas.....on waiver claim (\$20,000)

### Players Acquired from Trades (9)

Player	From	Date	With	For
Benny Ayala	Cardinals	4/30/79		Mike Dimmel (of)
Rick Dempsey	Yankees	6/15/76	Tippy Martinez (p) Rudy May (p) Scott McGregor (p) (to Roch.) Dave Pagan (p)	Doyle Alexander (p) Ellie Hendricks (c) Ken Holtzman (p) Grant Jackson (p) Jimmy Freeman (p)
Dan Graham	Twins	12/ 7/79		Tom Chism (if)
Tippy Martinez	Yankees	6/15/76	See Dempsey	See Dempsey
Scott McGregor	Yankees	6/15/76	See Dempsey	See Dempsey
Floyd Rayford	Angels	6/ 5/79		Larry Harlow (of)
Gary Roenicke	Expos	12/ 8/77	Joe Kerrigan (p) Don Stanhouse (p)	Rudy May (p) Randy Miller (p) Bryn Smith (p) (to Denver)
Lenn Sakata	Brewers	12/ 6/79		John Flinn (p)
Ken Singleton	Expos	12/ 4/74	Mike Torrez (p)	Richie Coggins (of) Bill Kirkpatrick (p) Dave McNally (p)

\* Note Bumbry is listed in two categories.



### ORIOLES DONATE ORIOLES TO NATIONAL AQUARIUM

At a press conference with Mayor William Donald Schaefer and National Aquarium officials Frank Gunther and Jim Kepley in the mayor's office on December 1, Edward Bennett Williams announced that the ballclub would donate four orioles (the real thing) to the new aquarium, scheduled to open at the Baltimore inner-harbor July 1.

The birds will be features of the aquarium's rain forest exhibit. The Orioles' donation kicked off the aquarium's "aquadopt" program through which companies and private citizens will be encouraged to "adopt" a variety of birds and fish, then present them to the aquarium along with a commitment to pay the adoptees' food and medical expenses for a year.

Williams took the opportunity to name the orioles after the four pitchers in his ballclub's regular starting rotation, i.e., "Steve" (Stone), "Mike" (Flanagan), "Jim" (Palmer), and "Scotty" (McGregor).



Jerold C. Hoffberger  
President



Edward Bennett Williams  
Chairman of the Board



Henry J. Peters  
Executive Vice-President  
General Manager

**EDWARD BENNETT WILLIAMS**, the owner and Chairman of the Board of the Baltimore Orioles, Inc., since Nov. 1, '79, is also the founder and senior partner of the Washington law firm of Williams and Connolly and is a distinguished trial lawyer. He is no newcomer to professional sports, having been associated with the Washington Redskins since 1962 and their President since 1966.

He is a native of Hartford, Connecticut, and a graduate of Holy Cross College where he earned his A.B. (summa cum laude) in 1941. After serving in the United States Army Air Force during World War II, he was graduated from Georgetown University Law School and was admitted to the Bar of the District of Columbia.

Mr. Williams taught Criminal Law and Evidence at Georgetown Law School from 1946 to 1958; was guest professor of American Criminal Law at the University of Frankfurt in West Germany in 1954; and in 1971, was visiting lecturer at Yale Law School where he taught Constitutional Litigation. He holds honorary degrees from 11 universities.

He was chairman of the American Bar Association Special Committee on Crime Prevention and Control from 1970 to 1972. In 1966 the District of Columbia Bar Association presented him with its "Lawyer of the Year" award. He is a Fellow of the American College of Trial Lawyers and was a member of its board of regents from 1968 to 1972.

By appointment of the Chief Justice of the United States in March of 1965, he served on the United States Judicial Conference Advisory Committee on Federal Rules of Evidence until 1974 and, from 1971 to 1974, on the Chief Justice's Committee on Court Facilities and Design. From 1971 to 1978 he served as chairman of the Judicial Nominating Commission for the Sixth Judicial Circuit of Maryland.

By appointment of President Ford, Mr. Williams served on the President's Foreign Intelligence Advisory Board in 1976 and 1977. In 1977, President Carter appointed him as a consultant to the National Security Agency. In November, 1980, President-elect Reagan appointed Mr. Williams, as one of three prominent Democrats, to serve on the Foreign Policy Advisory Board to assist the presidential transition. He is a past member of the President's Lawyers Committee on Civil Rights.

Mr. Williams served as treasurer of the Democratic National Committee from 1974 to 1977; has served as general counsel of Georgetown University since 1949; and is vice-chairman of the Board of Trustees of the College of Holy Cross.

He is the father of seven children and is married to the former Agnes Anne Neill, who is also a graduate of Georgetown University Law School. The Williams family lives in Potomac, Maryland.

**JEROLD C. HOFFBERGER** accepted the presidency of the Baltimore Orioles, Inc. at the request of Mr. Williams, the chairman and sole owner of the corporation.

Under previous ownership, Mr. Hoffberger served as board chairman from November, 1965, through October, 1979, and during those 14 years, the Orioles won two world championships, five American League pennants, and six eastern division titles.

He was president of the National Brewing Company for 28 years (starting 1947) until October, 1975. At that time, he became board chairman, president, and chief executive officer of the newly formed Carling National Breweries, Inc. (created by the joining together of the Carling Brewing Company, U.S.A. and the National Brewing Co.). He remained with Carling-National until resigning in 1978.



Currently he is chairman and chief executive officer of Diversified Resource Management, Limited with offices in downtown Baltimore.

In November, 1975, Mr. Hoffberger was elected president of the Council of Jewish Federations and Welfare Funds of North America, and served actively for three years. In 1978, he was elected chairman of the United Israel Appeal, Inc.

He is a director and chairman of the executive committee of Fairchild Industries and a director of a number of other corporations including Maryland National Bank, Dayco Corp., and Motor Freight Express. . . He is an officer and director of The Johns Hopkins Hospital and numerous other organizations.

Mr. Hoffberger was named "man of the year" in 1966 by the Advertising Club of Baltimore and "outstanding man of industry" in 1971 by the Baltimore Jaycees.

A Baltimore native, Mr. Hoffberger was educated at the University of Virginia. He served with the U.S. Army during World War II and attained the rank of captain. He is an ardent horseman and a long-time breeder of thoroughbred horses.

He and his wife, Alice, have four children (three boys and one girl).

**HENRY J. PETERS** has been the Orioles' executive vice-president and general manager since he signed a five-year contract in November 1975. At that time he replaced Frank Cashen who had resigned to join the Carling-National Brewing Company.

In February, 1980, after being named major league "executive of the year" by both *The Sporting News* and U.P.I. the previous season, Hank agreed to an extension of his contract, offered by new owner Edward Bennett Williams, through 1984.

A veteran of 34 years in professional baseball, he has shown an amazing ability to adjust to the abrupt and rapid changes that have affected player-management relationships during the past several years.

There is no better example of the Peters resiliency than the fact that since last spring, he has signed eight key Orioles to multi-year contracts (Terry Crowley, Rich Dauer, Doug DeCinces, Tippy Martinez, Scott McGregor, Eddie Murray, Jim Palmer, and Ken Singleton) and also successfully negotiated contracts with two talented newcomers who have joined the Baltimore organization via the re-entry draft (Jim Dwyer and Jose Morales).

Now 56, Hank came to Baltimore after four years as president of the National Association of Professional Baseball Leagues (the governing body of minor league baseball).

Before accepting the National Association presidency in December, 1971, he had spent five years with the Cleveland Indians as vice-president and director of player personnel, and prior to that he had been with the Kansas City A's for 10 years. While with the A's, in 1965, he had the distinction of being the last general manager appointed by former club owner Charles O. Finley. He has also worked with the St. Louis Browns and Cincinnati Reds.

A St. Louis native, Hank broke into baseball in 1946, following three years with the U.S. Army in World War II during which he served in England, Germany, and Czechoslovakia.

He started with the hometown Browns in the minor league department under then farm director Jim McLaughlin, former Orioles' coordinator of scouting and player development, and general manager Bill DeWitt.

When that franchise was moved to Baltimore in October, 1953, Hank took a job as general manager of the independent Burlington, Iowa club in the Class B Three-I League.

After the 1954 season, he joined the new Kansas City A's organization as farm director and remained in that position through 1960. In early 1961, he left the A's, following disagreement with Finley, and spent the balance of the season working, again for DeWitt, as farm director of the Cincinnati Reds who won the N.L. pennant that season.

However, he returned to the A's in December, 1961, as assistant general manager and farm director and was appointed general manager in 1965. During his tenure in K.C. such future stars as Jim "Catfish" Hunter, Bert Campaneris, Reggie Jackson, Sal Bando, Joe Rudi, Rick Monday, Gene Tenace, and Rollie Fingers were signed and developed in the A's farm system.

Hank moved to Cleveland in 1966 and remained there until he was elected to succeed the retiring National Association President Phil Piton. At the time, the National Association was headquartered in Columbus, Ohio, but in September, 1973, Hank moved the office to its present site in St. Petersburg, Fla.

Hank and his wife, Dottie, whom he met while both were working for the Browns, have been married for 30 years. They have two children: Sharon and Steve, and a granddaughter, Shannon Nicole, born last December.

## MANAGER AND COACHES

### EARL S. WEAVER

**Born:** Aug. 14, '30; 5' 8"; 165; **Batted,** R; **Threw,** R; **Position:** 2B.

**Birthplace/Residence:** Born and raised in St. Louis, Mo. . . . Now lives in Baltimore but spends most of the off-season at his home in Hialeah, Fla. (suburb of Miami).

**Contract Status:** Signed thru '82. . . Signed a three year contract in late '77 and a two-year extension in Aug. '80.

**Tenure:** Has been in Baltimore organization since '56. . . . Has 13 years in majors. . . . Became manager on July 11, '68.

**Signed Originally with:** St. Louis Cardinals.

**Managing Record in Majors:** Earl has won six eastern division championships ('69, '70, '71, '73, '74, '79), four A.L. pennants ('69, '70, '71, '79) and one world championship ('70) in 12½ years as the Orioles' manager. He has finished first or second 11 times in 13 seasons (O's were third in '72 and fourth in '78).

Under his leadership, Baltimore has won 90 or more games 11 times in 13 years (including 100 or more five times).

At the time he replaced Hank Bauer as manager on July 11, '68, he had been serving as the O's first base coach, having been brought up that season after a long career as manager in the O's farm system.

**100 Wins:** Earl has won 100 or more games five times ('69, '70, '71, '79, '80), tying him with Joe McCarthy for second on the all-time list in 100-victory seasons just behind Connie Mack (6). Earl's five 100-win seasons have come in just 12½ years as a big league manager. Mack managed 53 years, including 50 with the Philadelphia A's (1901-50) while McCarthy was a major league skipper for 24 seasons.

Frank Chance and John McGraw each won 100 or more games four times while Sparky Anderson and Billy Southworth have had three "century seasons" apiece. Walt Alston, Fred Clarke, Leo Durocher, Miller Huggins, Ralph Houk, Danny Ozark, and Frank Selee have accomplished the feat twice each.

During Earl's first three full years ('69, '70, '71), his teams tied the major league record for most consecutive years winning 100 or more games (109-108-101) and set A.L. records for most wins in two consecutive seasons (217, '69 & '70) and three consecutive seasons (318, '69, '70, '71).


**Won-Loss Percentage:** Earl's won-lost percentage of .599 (1201-805) ranks second on the all-time list (five years minimum since 1900) behind McCarthy at .614 (2126-1335). Frank Selee, who managed the Chicago Cubs from 1890-1905 is third at .598 (1299-872), Billy Southworth fourth-.5934 (1064-729) and Frank Chance fifth-.5929 (932-640).

Earl is the leader in percentage among active managers with Detroit's Sparky Anderson second-.584 (1003-714). . . . The career records of some other current managers: Tom LaSorda-.560 (366-287), Billy Martin-.556 (905-724), Dick Williams-.531 (1031-911), Bill Virdon-.527 (739-663), Chuck Tanner-.526 (853-770), Don Zimmer-.515 (525-494), Ralph Houk-.511 (1307-1249), John McNamara-.484 (500-532).

**All-Time Victories:** Earl is 22nd on the all-time list with 1201 career wins. . . . In '80 he passed Danny Murtaugh, Hugh Jennings, Frank Frisch and Lou Boudreau. . . . His closest rivals are Joe Cronin (1236), Bill Rigney (1239), Charlie Grimm (1287), Selee (1299), and Houk, who leads active skippers with 1307.

Earl is also ninth all-time in victories with one team, trailing Mack (3627 w/A's), McGraw (2658 w/Giants), Alston (2040 w/Dodgers), McCarthy (1460 w/Yankees), Clarke (1422 w/Pirates), Bucky Harris (1336 w/Senators), Wilbert Robinson (1375 w/Dodgers) and Cap Anson (1288 w/Cubs).

**Seniority:** Earl has managed the same club for a longer period (12½ years) than any current manager. . . . In fact, in big league history, only nine other men have managed the same team for a longer consecutive period of time: Mack (50 yrs. w/A's), McGraw (30 yrs. w/Giants),





## EARL WEAVER (Cont.)

Alston (23 yrs. w/Dodgers), Anson (19 yrs. w/Cubs), Robinson (18 yrs. w/Dodgers), Clarke (16 yrs. w/Pirates), McCarthy (15 yrs. w/Yankees), Hugh Jennings (14 yrs. w/Tigers) and Cronin (13 yrs. w/Red Sox). In addition to these nine, Harris (18 total yrs. w/Senators in three stints) and Murtaugh (15 total yrs. w/Pirates in four stints) are the only others to manage the same club for a longer total period.

In total seniority among active pilots, only Houk with 16 seasons (2562 games) outranks Weaver's 12½ years (2006 games). . . . Montreal's Dick Williams is close behind with something less than 12½ seasons and 1942 games. . . . In '80 Earl became the 28th manager in big league history to manage in 2,000 or more games.

**September-October:** In 13 years, Earl's regular season record for September and October combined is an outstanding 246-138 (.641). . . . That breaks down to 235-133 (.639) in September and 11-5 (.688) in October. . . . In '80, the O's were 21-9 in September and 3-1 in October for a composite 24-10 (.706).

Earl's best September ever was in '74 when the Birds were 22-6 (.786). . . . That year Baltimore was eight games back in fourth place at 63-65 on Aug. 28 before winning 28 of their last 34 games to capture the division crown by two games.

**23 in a Row:** He has finished over .500 for 23 straight years as a manager in pro ball (not including winter league competition). . . . Earl hasn't had a losing season since his first full year as a manager ('57 in Fitzgerald, Ga.).

In 19 of his last 22 years as a manager, his clubs have finished first or second. . . . He has finished as low as fourth place once in 19 years (since Fox Cities in '61). . . . That was in '78.

**Manager of the Year & Other Awards:** Earl made a clean sweep of the "manager of the year" awards for the first time in '79. . . . He was picked as the major league's top skipper by *The Sporting News* for the second time in three years ('77, '79); by the A.P. as the A.L.'s best for the third time in seven years ('73, '77, '79), and by U.P.I., also as the A.L.'s best, for the first time ever. . . . In '77 when he captured *The Sporting News* and A.P. awards, the U.P.I. honors went to Bob Lemon, then with the White Sox.

He is one of three Oriole skippers to earn "manager of the year" laurels in the club's 27 seasons in Baltimore. . . . Hank Bauer won *TSN* honors once and the A.P. twice while Paul Richards topped the A.P. poll once.

**ALCS/WS:** Earl holds the major league record for most championship series managed (six) and most total victories in LCS competition (15). . . . Sparky Anderson is second in both departments with five and 14, respectively. . . . Weaver's clubs have won four of six championship series with an overall record of 15-7.

In '79 he became the 11th in history to manage in at least four world series: Casey Stengel (10); Joe McCarthy and John McGraw (9); Connie Mack (8); Walter Alston (7); Miller Huggins (6); Sparky Anderson, Frank Chance, Bill McKechnie and Billy Southworth (4 each). . . . Earl has won one of four series with an 11-13 composite record.

**All-Star Games:** Earl has managed in four all-star games ('70, '71, '72, '80). . . . He was also the "honorary manager" in '74 when he stepped down as skipper in favor of Dick Williams, who had managed the Oakland A's to the '73 A.L. pennant but was inactive at the time of the All-Star game.

Earl has a 1-3 record in the mid-season classics but has the distinction of leading the A.L. all-stars to their last victory, a 6-4 triumph at Detroit in '71. . . . The O's Frank Robinson won the Arch Ward Trophy as the game's "MVP". . . . Since that time, the A.L. has lost nine straight.

**Ejections:** He was tossed out of four games in '80, the fewest since '72, but raising his lifetime total to 78. . . . His first ejection of the season did not come until July 6 against Boston, the latest ever in his 12 full seasons as O's manager.

A run-in with the umpires on Aug. 16 netted Earl a three-game suspension, the third of his major league career. He was ejected for arguing a third strike call by home plate umpire Steve Palermo and during the course of the dispute, the umpires alleged that Weaver made body contact and that he brushed second base ump Rich Garcia in the eye with the bill of his cap. . . . Earl served the suspension during a home series with California, Aug. 29-31.

Marty Springstead and Ron Luciano, who is now retired and working for NBC-TV, lead in lifetime Weaver ejections with seven each. The only

umpire with substantial seniority who never threw Earl out of a game was Nestor Chylak, who is also retired and working as an A.L. supervisor.

**Winter League Managing:** Earl managed Santurce in the Puerto Rican League during the winters of '66-'67 and '67-'68. . . . He won post-season playoffs the first winter and the pennant the second year. . . . He also managed the O's Arizona Instructional League clubs at Scottsdale for a number of winters.

He has also been a manager in two-season tours of Japan. . . . In '79 he lead a group of A.L. all-stars against the National League on a three-week tour and in '71, he directed the Orioles to a 12-2-4 record against Japanese competition on a month-long trip.

**Playing Career:** Earl was a minor league second baseman for 13 years, mostly in his hometown Cardinals' system and played as high as the AA level. . . . He trained with the Cards in '52, but Red Schoendienst was the incumbent second baseman at the time.

He played on pennant winners during each of his first four pro seasons; led his league in fielding five times; was a three-time league "mvp" (Illinois State League-'48, Western Association-'49, and Western League-'51), and was named to league all-star teams five times.

**Personal:** He is a graduate of Beaumont High School in St. Louis. . . . Earl is an ardent golfer and a dedicated gardener. . . . He and O's groundskeeper Pat Santarone have an annual competition to see who can grow the biggest tomatoes.

Earl and his wife, Marianna, live in the Perry Hall section of Baltimore County with her daughter Kim. . . . The Weavers also own a home in Hialeah, Fla. where they spend most of their winters. . . . Earl has three children by a previous marriage: Michael Earl, Rhonda Lee and Theresa Ann.

Earl made his radio debut last season when he hosted "Manager's Corner" on WFBR radio prior to each Orioles' game.

### Managerial Record

Year	Club	League	W	L	Pct.	Pos.
1956	Knoxville	South Atlantic	10	24	.294	8th
1957	Fitzgerald	Georgia-Florida	65	74	.468	4th
1958	Dublin	Georgia-Florida	72	56	.563	3rd
1959	Aberdeen	Northern	69	55	.556	2nd
1960	Fox Cities	Three-I	82	56	.594	1st
1961	Fox Cities	Three-I	67	62	.519	4th
1962	Elmira	Eastern	72	68	.514	2nd
1963	Elmira	Eastern	76	64	.543	2nd
1964	Elmira	Eastern	82	58	.586	1st
1965	Elmira	Eastern	83	55	.601	2nd
1966	Rochester	International	83	64	.565	1st
1967	Rochester	International	80	61	.567	2nd
1968	Baltimore	American	48	34	.585	2nd
1969	Baltimore	American	109	53	.673	1st
1970	Baltimore	American	108	54	.667	1st
1971	Baltimore	American	101	57	.639	1st
1972	Baltimore	American	80	74	.519	3rd
1973	Baltimore	American	97	65	.599	1st
1974	Baltimore	American	91	71	.562	1st
1975	Baltimore	American	90	69	.566	2nd
1976	Baltimore	American	88	74	.543	2nd
1977	Baltimore	American	97	64	.602	2nd-T
1978	Baltimore	American	90	71	.559	4th
1979	Baltimore	American	102	57	.642	1st
1980	Baltimore	American	100	62	.617	2nd

Pro. Totals 2046 1502 .577 —

### Playing Career Record

Year	Club	Pct.	G	AB	R	H	2B	3B	HR	RBI
1948	West Frankfort	.268	120	447	96	120	20	4	2	49
1949	St. Joseph	.282	138	500	80	141	22	4	2	101
1950	Winston-Salem	.276	127	439	57	121	20	0	3	60
1951	Houston	.233	13	43	9	10	4	0	0	2
1952	Houston	.279	142	506	81	141	35	2	0	52
1953	Omaha	.219	57	201	24	44	7	1	2	21
1954	Omaha	.278	97	353	63	98	15	0	0	34
1955	Omaha	.243	141	478	57	116	16	0	3	47
1956	Denver	.283	143	541	124	153	30	2	6	59
1957	New Orleans	.278	119	392	77	109	19	2	6	69
1958	Mont.-Knox.	.237	113	417	47	99	10	3	4	22
1959	New Orleans	.228	26	101	11	23	4	0	0	8
1960	Fitzgerald	.288	112	354	70	102	15	3	6	38
1961	Dublin	.294	37	85	27	25	6	0	4	21
1962	Aberdeen	.200	13	35	8	7	2	0	0	3
1963	Fox Cities	.233	28	30	3	7	1	0	0	4
1964	Elmira	(Did not play)								
1965	Elmira	(Did not play)								
Pro. Totals		.267	1427	4922	834	1316	226	21	38	590



## ELROD (ELLIE) JEROME HENDRICKS

**Born:** Dec. 22, '40; 6'1"; 185; Batted, L; Threw, R; Position: C.

**Birthplace/Residence:** Born and raised in St. Thomas, Virgin Islands...Has lived in Baltimore area (Randallstown) since '70.

**Contract Status:** Signed thru '81

**Tenure:** This is his 22nd season in professional baseball...He has spent 11½ years in Baltimore organization...Has 10 years, 89 days service as major league player.

**Signed Originally with:** Milwaukee (Atlanta) Braves.



**Major League Career:** When he first joined the O's in '68, Ellie had spent nine seasons in the minors...During the 13 years that have elapsed since then, he has been with Baltimore for nearly 11½.

He played for the Cubs during the last six weeks of '72 (Tommy Davis deal) before returning to the O's that winter, then logged 1½ years in the Yankees organization from June '76 thru the '77 season, before re-joining the Birds.

**Coach:** Ellie was appointed bullpen coach in Nov. '77...He also served as a player-coach for parts of the '78 and '79 seasons...Last season marked the first time he had not appeared in a professional game in 22 years...He has also supervised off-season workouts the last two winters for players living in the Baltimore area.

**'79 Season:** He coached exclusively all year until Sep. 1 when the roster expanded to 40 men...He made only one appearance, in a game at Detroit on Sep. 19, and went 0-for-1 with a throwing error from behind the plate...He was not eligible for post-season play.

**'78 Batting/ERA Leader:** In 13 games Ellie batted .333 (6-for-18), and in his one career pitching stint he compiled a 0.00 era, thus leading the club in both categories (actually he tied Dave Ford in era...Ford pitched 15 scoreless innings in Sep.)...

His pitching career took place in Toronto on June 26 where the O's were absorbing a 24-10 pasting by the Blue Jays...Ellie worked 2.1 innings, allowing no runs, one hit and one walk while putting an end to the carnage that had been inflicted on four predecessors (Mike Flanagan, Joe Kerrigan, Tippy Martinez and Larry Harlow)...Don Stanhouse then pitched the final inning and, inspired by Ellie's effort, he, too, held the Jays scoreless.

**Yankees, '76-'77:** In '76 Ellie played in 26 games for the Yankees after the June 15 trade from Baltimore and batted .210 (12-for-57).

Ellie spent '77 shuttling between New York and Syracuse. He played in only 10 games for the Yankees and was not eligible for post-season play.

**Orioles ('68-'76):** Ellie had been with the O's for nearly nine full years when he was traded to the Cubs for Tommy Davis in Aug. '72...However, when the season ended, he was reacquired by Baltimore.

**100 Games/Year:** Ellie played in more than 100 games in each of the O's three pennant-winning seasons of '69-'70-'71...He and Andy Etchebarren more or less split the regular catching job from '68 thru '71.

**Weaver/Lane:** Earl Weaver and Frank Lane were instrumental in convincing the O's to draft him from the Angels' AAA Seattle affiliate in Nov. '67...Ellie had played for Weaver in Puerto Rico previously and Lane had scouted him in Mexico.

**Odds and Ends:** Ellie hit two grand slams for the Birds, both in Memorial Stadium: July 20, '70 off Chicago's Barry Moore, and Aug. 18, '75 off the Twins Dave Goltz...He nearly always caught when Mike Cuellar was pitching...He led the O's in batting on the '71 Japan tour with a .400 average (16-for-40).

**ALCS/WS:** He compiled a .273 average (18-for-66) in 23 post-season games for the O's and Yankees (comprising five championship and four world series).

**'70 WS:** Ellie hit .364 (4-for-11) against the Reds with a home run and double and contributed significantly to the O's wins at Cincinnati in games one and two.

In the opener, the Reds jumped out 3-0, but Ellie tied it in the fifth with a home run off Gary Nolan and the O's went on to win on Brooks' homer in the 7th...There was a play in the Cincinnati 6th in which Ellie was involved and that was as important as the home run...See "Carbo-Burkhart Incident" below.

In game two the Birds were down at one point 4-0, but in the 5th inning the Birds battled back to tie, then in that same inning Ellie delivered a two-run double to left that gave them a 6-4 lead...The O's won ultimately 6-5.

**"Carbo-Burkhart" Incident:** One inning after Ellie had tied the game with his home run, the Reds had Bernie Carbo on third, representing the lead run, and only one out (Brooks had retired Lee May leading off the inning on a sensational play).

Pinch-hitter Ty Cline then chopped a high bouncer in front of the plate...As Ellie went out and grabbed it, Carbo headed home. Ellie dove and tagged Carbo a few feet up the line and Umpire Ken Burkhardt, who had been spun around by the runners as they converged so that his back was to the play, called Carbo out.

Films later revealed that Ellie had tagged Carbo with one hand while holding the ball in the other, and that Carbo had missed the plate.

**Puerto Rico:** Ellie played for Santurce in the Puerto Rico Winter League for many years (he has not played the last three winters)...His 112 homers in that loop rank him second on the all-time list to former St. Louis Browns outfielder Willard Brown (120).

**Minors:** He enjoyed his best minor league seasons in Jalisco in the Mexican League (AAA) where he hit 109 homers in four years and was known as the "Babe Ruth of Mexico"...In his last season there ('67), he led the league in homers (41) and was second in rbi (112).

He started his career in the Milwaukee Braves' organization ('59-'60), then spent two years at Winnipeg in the Cardinals system ('62-'63) before going to Mexico.

**Personal:** Ellie is one of the most popular personalities ever to wear an Orioles uniform...He is an accomplished after-dinner speaker and is very active in community projects in the Baltimore area...Speaks fluent Spanish...Plays the flute.

He and his wife, Merle, were married Jan. 14, '70 and are the parents of two sons: Ryan (8/3/72) and Ian Christopher (11/28/76). They have lived in the Randallstown area, near Baltimore, since the early '70's.

## '80 ATTENDANCE NOTES

(Continued from page 2)

Baltimore and New York attracted over 50,000 fans on three of the five days and four of the five crowds rank in the top eight of Orioles' all-time crowds at home (regular season). The August 16 audience of 51,649 was the second largest regular season crowd in club history and largest ever for a night game. The O's and Yankees averaged 41,173 in seven games at Memorial Stadium in 1980, a new club record.

The Orioles broke the 50,000 mark for a fourth time on opening day, April 15, when 50,199 watched Baltimore and Kansas City begin the 1980 home season. In 26 previous seasons in Baltimore, the O's had just three regular season crowds over 50,000. In addition, Baltimore had nine crowds over 40,000, 15 over 30,000, and three series over 100,000 in 1980.

On the road the Birds played to 1,608,616, fourth highest in the American League, and 11,694 more than the previous club record of 1,596,922 established in 1979. The largest crowd to watch the O's anywhere was 54,155 at Yankee Stadium August 10, and the three game series (Aug. 8-9-10) drew 156,458, a new club record for a three date road series. The six game roadtrip to New York and Kansas City attracted 268,305 fans for an average of 44,718 per date, also a Baltimore record.

## 1980 AMERICAN LEAGUE ATTENDANCE

Club	HOME		ROAD	
	No. of Home Dates	Games Attendance	No. of Road Dates	Games Attendance
Baltimore	80	81 1,797,438	77	81 1,608,616
Boston	79	81 1,956,092	77	79 1,807,603
California	81	81 2,297,327	74	79 1,399,826
Chicago	75	81 1,200,365	76	81 1,393,850
Cleveland	72	79 1,033,827	77	81 1,430,960
Detroit	76	82 1,785,293	76	81 1,446,946
Kansas City	80	81 2,288,714	78	81 1,624,562
Milwaukee	77	82 1,857,408	75	80 1,599,024
Minnesota	73	80 769,206	77	81 1,363,019
New York	79	81 2,627,417	79	81 2,460,645
Oakland	75	81 842,259	78	81 1,573,068
Seattle	80	81 836,204	79	82 1,396,912
Texas	77	80 1,198,175	79	83 1,499,612
Toronto	75	81 1,400,327	77	81 1,285,409
<b>TOTAL</b>	<b>1079</b>	<b>1132 21,890,052</b>	<b>1079</b>	<b>1132 21,890,052</b>



## ELROD HENDRICKS (Cont.)

YEAR	CLUB	AVG.	G	AB	R	H	2B	3B	HR	RBI	BB	SO	SB	CS	HP
1959	McCook	.235	25	34	6	8	1	0	0	3	13	4	1	0	0
1960	Wellsville	.235	73	217	36	51	8	1	11	36	28	52	0	0	4
1961															
1962	Winnipeg	.211	69	213	25	45	7	2	3	22	27	36	3	4	4
1963	Winnipeg	.280	22	50	10	14	0	0	3	12	8	6	2	0	2
1964	Jalisco	.292	67	202	43	59	8	4	10	45	48	38	3	0	2
1965	Jalisco	.285	128	411	100	117	14	8	35	98	102	85	4	2	8
1966	Jalisco	.301	122	386	78	116	19	2	23	87	107	55	6	10	0
	El Paso	.268	18	56	6	15	2	0	3	12	7	14	0	0	0
1967	Jalisco	.316	131	434	124	137	18	4	41	112	94	60	11	120	0
	Seattle*	.222	13	36	3	8	1	0	2	4	2	12	0	0	0
1968	Baltimore	.202	79	183	19	37	8	1	7	23	19	51	0	0	1
1969	Baltimore	.244	105	295	36	72	5	0	12	38	39	44	0	1	2
1970	Baltimore	.242	106	322	32	78	9	0	12	41	33	44	1	0	4
1971	Baltimore	.250	101	316	33	79	14	1	9	42	39	38	0	0	2
1972	Baltimore	.155	33	84	6	13	4	0	0	4	12	19	0	1	0
	Chicago (NL)*	.116	17	43	7	5	1	0	2	6	13	8	0	1	0
1973	Baltimore	.178	41	101	9	18	5	1	3	15	10	22	0	0	1
1974	Baltimore	.208	66	159	18	33	8	2	3	8	17	25	0	0	1
1975	Baltimore	.215	85	223	32	48	8	2	8	38	34	40	0	1	1
1976	Baltimore-N.Y. (AL)†	.174	54	132	8	23	2	0	4	9	10	23	0	1	0
	New York (AL)	.273	10	11	1	3	1	0	1	3	0	2	0	0	0
1977	Syracuse‡	.281	56	135	30	38	9	0	11	37	21	16	0	0	4
1978	Baltimore	.333	13	18	4	6	1	0	1	1	3	3	0	0	0
1979	Baltimore	.000	1	1	0	0	0	0	0	0	0	0	0	0	0
A.L. Totals		.222	694	1845	198	410	65	7	60	213	217	311	1	4	12
N.L. Totals		.116	17	43	7	5	1	0	2	6	13	8	0	1	0
M.L. Totals		.220	711	1888	205	415	66	7	62	219	230	319	1	5	12

\* Contract selected for \$25,000 in major league draft from Seattle roster (Angels) on 11/28/67 sent to Chicago Cubs on 8/18/72 in straight waiver deal for outfielder Tommy Davis. reacquired from Cubs on 10/30/72 in exchange for catcher Francisco Estrada.

† Traded to New York on 6/15/76 along with pitchers Ken Holtzman, Doyle Alexander, Grant Jackson, and Jimmy Freeman (assigned from Rochester to Syracuse) in deal for pitchers Tippy Martinez, Rudy May, Dave Pagan, and Scott McGregor (assigned from Syracuse to Rochester) and catcher Rick Dempsey.

‡ Agreed to terms with Baltimore as free agent in Nov. '77.

### League Championship Series Record

YEAR	CLUB	AVG.	G	AB	R	H	2B	3B	HR	RBI	BB	SO	SB	CS	HP
1969	Baltimore	.250	3	8	2	2	2	0	0	3	1	2	0	0	0
1970	Baltimore	.400	1	5	2	2	0	0	0	0	0	1	0	0	0
1971	Baltimore	.500	2	4	1	2	0	0	1	2	1	1	0	0	0
1974	Baltimore	.167	3	6	1	1	0	0	0	0	1	3	0	0	0
1976	New York	1.000	1	1	0	1	0	0	0	0	0	0	0	0	0
Totals		.333	10	24	6	8	2	0	1	5	3	7	0	0	0

### World Series Record

YEAR	CLUB	AVG.	G	AB	R	H	2B	3B	HR	RBI	BB	SO	SB	CS	HP
1969	Baltimore	.100	3	10	1	1	0	0	0	0	1	0	0	0	0
1970	Baltimore	.364	3	11	1	4	1	0	1	4	1	2	0	0	0
1971	Baltimore	.263	6	19	3	5	1	0	0	1	3	3	0	0	1
1976	New York	.000	2	2	0	0	0	0	0	0	0	0	0	0	0
Totals		.238	14	42	5	10	2	0	1	5	5	5	0	0	1

## RAYMOND (RAY) ROGER MILLER

Born: Apr. 30, '45; 6'3"; 215; Batted, R; Threw, R; Position: P.

**Birthplace/Residence:** Born and grew up in Takoma Park, Md.... Now lives in New Athens, Ohio.

**Contract Status:** Signed thru '81.

**Tenure:** Has been in Baltimore organization since '71....In his 18th season in organized baseball ('64 thru '81).

**Originally Signed with:** San Francisco.

**Coaching/Managing:** Ray was named the Orioles' pitching coach in Jan. '78 (see below) and in his three years in Baltimore, the Birds have produced four different twenty-game winners (Palmer-'78, Flanagan-'79, Stone & McGregor-'80) and two Cy Young Awards recipients (Flanagan-'79, Stone-'80).

**Winter Ball:** Ray made his managerial debut at Caguas this winter and guided the Criollos to the Puerto Rican League championship....Caguas finished fourth in the regular season but defeated Bayamon and Mayaguez in the playoffs to capture the title....Cal Ripken, Jr. was selected as Caguas' "mvp" while Dennis Martinez was voted the club's top pitcher....Pitchers Mike Boddicker, Steve Luebber,



76

Jeff Schneider, and Allan Ramirez and outfielder Dallas Williams were other members of the Baltimore organization that played for the Criollos.

**Orioles Pitching Coach:** After four years as the Orioles' minor league pitching instructor, Ray was appointed major league pitching coach of the Texas Rangers at the end of '77 season (Billy Hunter was then the Texas manager)....However, on Jan. 20, '78, George Bamberger, the O's pitching coach for the past 10 years, became manager of the Milwaukee Brewers and suddenly the O's were without two highly regarded pitching tutors.

The Rangers graciously gave the Orioles' General Manager Hank Peters permission to talk to Miller about re-joining the Baltimore organization and, on Jan. 23, Ray became only the third major league pitching coach the Orioles have ever had (Harry Brecheen and Bamberger were the others).

**Minor League Pitching Instructor:** He first joined the Orioles' organization as a relief pitcher at Rochester in '71....Two seasons later he became a pitcher-coach under Red Wings Manager Joe Altobelli....

In '74, Herm Starrette, the Bird's minor league hurling instructor at the time, joined the Atlanta Braves and Ray replaced him.

During his four years in that position he played an important role in the development of all the pitchers that graduated from the O's system to the majors including: Mike Flanagan, Wayne Garland, Dennis Martinez, Scott McGregor, Mike Parrott, Randy Miller, Dyar Miller, Paul Mitchell, Dave Johnson, Dave Ford, John Flinn and Sammy Stewart.

**Playing Career:** Though he never pitched in the big leagues, Ray spent the last five years of his pitching career at the AAA level....In three Rochester seasons ('71-'72-'73), he was 11-8 with 18 saves in 105 relief appearances.

He pitched professionally for 10 years, starting in '64 after signing with the San Francisco Giants....The following winter he was drafted (first year draft no longer in effect) by Cleveland and remained in the Indian's system until he went to Rochester in '71.

Pitched a no-hitter in his first pro season, '64 in Western Carolinas League....Was 3-2 with 11 saves in 44 relief appearances for the '71 Rochester club that won the pennant, playoffs and the little world series against Denver of the American Association. Don Baylor, Bobby Grich and Terry Crowley were teammates on that club.

**Personal:** Nicknamed "Rabbit"...Played baseball, soccer and basketball at Suitland, Md. High School (graduated '63). Was all-Maryland in baseball senior year....Served in the U.S. Army (1st Armored Division).

Of German-Norwegian descent....He and his wife, the former Judith Ann Graham, were married in '65....She was a secretary for the F.B.I. in Washington at the time of their marriage....The Millers have a son, Raymond "Scott" (7/6/66).

Year	Club	W-L	ERA	G	GS	CG	SHO	SV	IP	H	R	ER	BB	SO
1964	Lexington	9-11	1.87	36	18	7	5		159	97	64	33	109	195
1965	Salinas	0-1	6.00	3	1	0	0		6	3	4	4	8	5
	Dubuque	7-9	3.75	30	15	7	1		122	97	66	51	78	147
1966	Pawtucket	0-0	9.00	1	0	0	0		2	3	2	2	1	2
	Reno	5-7	6.39	24	11	3	0		93	87	75	66	55	94
1967	Reno	1-3	4.95	34	1	0	0		60	50	40	33	41	49
1968	Reno	16-8	3.22	29	25	16	3		193	170	86	69	81	206
1969	Portland	5-11	3.38	45	7	2	0	5	112	107	51	42	56	73
1970	Portland	6-6	3.67	56	1	0	0	7	98	94	49	40	46	87
1971	Wichita	0-1	2.45	8	0	0	0	0	11	12	3	3	5	10
	Rochester	3-2	3.16	44	0	0	0	11	57	49	26	20	28	48
1972	Rochester	7-5	3.21	47	0	0	0	7	73	66	31	26	38	61
1973	Rochester	1-1	1.38	14	0	0	0	1	25	13	8	4	15	15
Pro. Totals		60-65	3.53	371	79	35	9	31	1003	848	505	393	561	992

## CALVIN (CAL) EDWIN RIPKEN


Born: Dec. 17, '35; 5'11"; 170; Batted, R; Threw, R; Position: C.

**Birthplace/Residence:** Born, grew up, and still lives in Aberdeen, Md.

**Contract Status:** Signed thru '81.

**Tenure:** This is his 24th season in professional baseball (all with Baltimore organization).

**Signed Originally with:** Baltimore.



77



## CALVIN (CAL) EDWIN RIPKEN

**Coach:** In '76, he joined the Orioles' coaching staff, replacing George Staller who had retired after the '75 season. . . . Cal served as the Orioles' bullpen coach until June 27, '77, when he took over at third base following Billy Hunter's appointment as manager of the Texas Rangers.

**Scout:** In '75, he turned to scouting, primarily at the professional level. In addition, he did some free agent scouting and also served as a "trouble shooter" in the farm system.

**Managing:** Cal managed in the Orioles' farm system for 14 years from '61 thru '74. . . . During that period he managed at all levels except "rookie" league.

As a player-manager he had a losing record in two seasons, then retired from active status following the '62 campaign. . . . In 12 years as a non-playing skipper he finished below .500 only once.

He won the first of two pennants in '64 at Aberdeen (Northern League) by 12 games with a club that included Jim Palmer, Andy Etchebarren, Eddie Watt, and Mark Belanger. . . . Was chosen "manager of the year" in that loop. . . . Finished first again in '72 at Asheville in the AA Southern League.

Cal was the Rochester manager in '69 and '70 (preceding Joe Altobelli), then moved to Dallas-Ft. Worth (AA-Texas) in '71. . . . His last three seasons as a manager were at Asheville (AA-Southern) '72 thru '74.

Earlier he had managed clubs in Leesburg, Fla. (his first managerial assignment in '61); Appleton, Wis. ('62); Aberdeen, S.D. ('63, '64, '66); Kennewick-Richland-Pasco, Wash. (Tri-City) ('65); Miami, Fla. ('67); and Elmira, N.Y. ('68).

Cal has also managed the Orioles' entry in the Florida Instructional League.

**Personal:** Cal and his wife, Vi, were married Nov. 30, '57. . . . They have four children: Ellen Leigh (3/22/59), Calvin, Jr. (8/24/60), Fred (11/25/64) and Billy (12/16/64). . . . See biog of Cal, Jr. elsewhere in book.

Year	Club	Pct.	G	AB	R	H	2B	3B	HR	RBI
1957	Phoenix	.289	112	398	68	109	15	6	7	60
1958	Wilson	.216	118	393	40	85	20	2	4	33
1959	Pensacola	.292	61	219	36	64	14	3	2	35
	Amarillo	.203	30	69	6	14	2	0	0	3
1960	Appleton	.281	107	356	59	100	20	4	1	74
1961	Little Rock	.185	32	81	6	15	2	1	0	8
	Leesburg	.236	52	127	20	30	3	0	1	13
	Rochester	.083	11	24	2	2	0	0	0	2
1962	Appleton	.273	58	143	25	39	9	0	4	36
Pro. Totals		.253	581	1810	262	458	85	16	19	269

## RALPH EMMANUEL ROWE

**Born:** July 14, '24; 5'6"; 175; Batted, L; Threw, R; Position: OF.

**Birthplace/Residence:** Born, raised, and still lives in Newberry, S.C.

**Contract Status:** Signed thru '81.

**Tenure:** Has been in the Baltimore organization since '77. . . . This is his 35th season in professional baseball.

**Originally Signed with:** Cleveland.



**Orioles' Batting Coach:** After four years as the O's minor league batting instructor, Ralph was appointed "organization batting instructor" on Jan. 21, '81, to work on both the major and minor league level. . . . He will work with the major league team during spring training and on most homestands while spending the remainder of his time with the Orioles' four farm clubs. . . . He replaces Frank Robinson as Baltimore's batting instructor.

**Managerial/Coaching Background:** Prior to joining the Orioles, Ralph spent 18 years in the Minnesota Twins/Washington Senators' organization as a player, minor league manager, and coach.

He managed 12 seasons for the Griffiths, including a string of three straight first place finishes ('67, '68, '69), the first two at Orlando in the Florida State League and the last season at Charlotte of the Southern

League. . . . He also had four second place finishes. . . . His final year as a manager was at Portland (Pacific Coast League) in '71.

He also managed at: Missoula, Mont. ('59), Fort Walton Beach, Fla. ('60, '62), Wilson, N.C. ('63, '64), Thomasville, N.C. ('65, '66), and Evansville, Ind. ('70).

Ralph was the Twins' third base coach for four years ('72 thru '75) and served as a special assignment scout and minor league batting instructor in '76. . . . During his years in the Minnesota organization, he acquired a fine reputation as a hitting instructor. . . . Rod Carew was one of his prize pupils.

**Playing Career:** Ralph played the outfield in the minors for 15 seasons, including three years, '59 to '61, when he played rarely while managing or coaching. . . . His career spanned 20 years ('42 thru '61) with four years ('43 thru '46) out for military service, and another season, '56, in which he was out of organized baseball.

He batted over .300 in six different seasons and had a .295 lifetime average. . . . He signed originally with the Cleveland Indians and later played in the Chicago Cubs' and Washington Senators' systems. . . . His highest level was with the Los Angeles Angels of the P.C.L. (AAA) in '49.

**Personal:** Of German-Dutch descent. . . . Hobbies: hunting and fishing. . . . He attended Newberry College for two years. . . . Played baseball, football, and basketball at Newberry High School (graduated '41). . . . Was captain of the South Carolina state championship baseball team his senior year. . . . Was a halfback in football and a guard in basketball.

He and his wife, the former Ethel Harden, were married Sep. 21, '46. . . . The Rows have two children: Mannie (5/19/47) and Charlene (4/8/56).

Year	Club	Pct.	G	AB	R	H	2B	3B	HR	RBI	SB	BB	SO
1942	Thomasville	.357	46	182	44	65	16	0	5	22	3	31	16
1943-46	Military Service												
1947	Rock Hill	.306	135	513	92	157	26	9	9	73	3	82	44
1948	Rock Hill	.360	147	534	108	192	44	15	7	123	7	114	26
1949	Los Angeles	.242	14	33	9	8	2	0	0	1	0	6	2
1949	Macon	.280	120	435	72	122	19	5	8	68	3	85	29
1950	Rock Hill	.285	139	491	79	140	21	6	10	97	2	112	42
1951	Nashville	.327	121	392	65	128	17	6	12	71	0	54	33
1952	Springfield	.172	50	128	9	22	1	2	1	14	0	20	11
	Memphis	.287	48	150	26	43	7	4	4	21	1	24	12
1953	Memphis	.309	93	314	64	97	11	4	6	34	1	55	24
1954	Memphis	.274	127	376	58	103	20	5	5	60	0	58	26
1955	Mobile	.275	124	360	47	99	21	0	7	49	4	61	35
1956	Out of Organized Baseball												
1957	Mobile	.259	107	301	38	78	14	0	4	43	0	41	23
1958	Charlotte	.268	115	358	52	96	18	1	8	56	1	78	28
1959	Missoula	.338	28	74	13	25	4	0	3	12	0	16	8
1960	Fort Walton Beach	.167	5	6	0	1	0	0	0	0	1	0	0
1961	Charlotte	.143	8	7	0	1	0	0	0	0	1	0	0
Pro. Totals		.295	1427	4654	776	1377	241	57	89	746	25	837	359

## JAMES (JIMMY) B. WILLIAMS


**Born:** May. 15, '26; 5'10"; 180; Batted, R; Threw, R; Position: OF.

**Birthplace/Residence:** Born and raised in Toronto, Ontario, but has lived in Pueblo, Colorado, for many years.

**Contract Status:** Signed thru '81.

**Tenure:** This is his 35th season in professional baseball and his fourth with the Baltimore organization.

**Signed Originally with:** Brooklyn (Los Angeles) Dodgers.



**Coach:** Jimmy was appointed to the coaching staff in January '81 to replace Frank Robinson, who resigned to become manager of the San Francisco Giants. He will serve as first base coach and work with the outfielders and baserunners.

**Baltimore Organization:** Jimmy became a manager in the O's farm system in '78 and guided clubs to the playoffs in each of his three seasons, including a pair of league championships.

Last season he led the O's class AA team at Charlotte to the Southern League crown. . . . The O's won the Eastern Division first half title but slipped to fourth in the second half before rebounding in the playoffs to beat Savannah, three games to none, and Memphis, three games to one, for the title. . . . In '79 Charlotte also won the first half title but was eliminated by Columbus, Ga. in the first round of the playoffs.



## JAMES (JIMMY) B. WILLIAMS

The previous year, his first with the Orioles, Jimmy directed class A Miami of the Florida State League to the second half title, knocked off Ft. Myers in a one-game divisional playoff, then erased the Lakeland Tigers in a best of three final to win the pennant.

**Managing/Coaching Background:** Jimmy has logged 17 years as a minor league manager in the farm systems of the Dodgers ('63, '64, '76-'77), A's ('65 thru '69), Astros ('70 thru '74) and Orioles and owns over 1100 wins... He also spent the '75 season as the third base coach for the Houston Astros on the major league level.

His first of four pennants also came in the Florida State League, when he managed for the A's at Leesburg in '66... That year his club was 50-14 in the first half, fell to fifth in the second half, but came back to beat St. Petersburg in the FSL playoffs... That club led organized baseball with 232 stolen bases in 132 games, a FSL record that still stands, while Allen Lewis, who went on to become Charlie Finley's "designated runner" stole 116, also a league mark... Jimmy also managed at Leesburg in '67 and put in another FSL campaign with the Astros at Cocoa in '72.

Jimmy joined the Houston organization in '70 and won a pennant at Columbus in the Southern League (he also managed at Columbus in '74)... He has managed at every level but "rookie" including four years at AAA: '69 (Des Moines), '71 (Oklahoma City), '73 (Denver), all in the American Association, and '77 (Albuquerque) of the Pacific Coast League.

He has also managed in: Santa Barbara ('63, California), Grand Forks ('64, Northern), Shelby ('65, Western Carolinas), Newport News ('68, Carolina), and Lodi ('76, California)... Served as a player-coach at Omaha (American Association) in '62.

**Playing Career:** He played for 18 years ('47 thru '64) as an outfielder in the Dodgers' system including occasional appearances in his first two years as a manager... He was outstanding in his first professional season in '47, earning "rookie of the year" honors in the Wisconsin State League and batting a composite .367 with three different clubs... That year he amassed 163 hits, 27 doubles, 15 triples, 12 homers, 121 rbi and 24 stolen bases in 117 games.

In '49 at Pueblo, he broke a Western League record with 42 stolen bases (in 43 attempts)... That mark was later broken by current Orioles' scout and field coordinator Len Johnston, who swiped 64 at Colorado Springs in '53.

Jimmy never played in the majors but put in five seasons at the AAA level ('55 thru '57 at Montreal in the International League) and '59 and '62 in the American Association... He hit over .300 in five different seasons.

**Personal:** Jimmy graduated from DeLaSalle High School in Toronto where he lettered in baseball, hockey, football, and lacrosse... He played minor league hockey (right wing) for the old Boston Olympics in the early 1950's and still performs as a defenseman for Pueblo's top semi-pro team in the off-season... His other hobbies include golf, tennis, and remodeling homes.

Jimmy and his wife, the former Lorraine Elliott, were married Sep. 21, '50... They have two sons, Chris (6/10/52) and Kirk (11/11/56) and one daughter, Julie (2/19/61)... Chris is a '74 graduate of the U.S. Air Force Academy while Kirk graduated from Southern Colorado State College in '80.

Year	Club	Pct.	G	AB	R	H	2B	3B	HR	RBI	SB	BB	SO	
1947	Kingston	.338	20	74	23	25	2	4	1	11	5	7	5	
1947	Sheboygan	.385	86	325	84	125	25	10	9	105	18	71	43	
1947	Three Rivers	.289	11	45	8	13	0	1	2	5	1	3	7	
1948	Danville	.251	120	443	65	111	21	16	5	73	12	76	78	
1949	Pueblo	.288	136	565	126	163	23	18	11	81	42	60	92	
1950	Mobile	.249	127	414	52	103	13	8	3	38	13	29	56	
1951	Mobile	.266	72	218	39	58	12	1	3	15	6	26	23	
1951	Elmira	.258	45	128	23	33	5	2	1	14	6	9	12	
1952	Mobile	.255	124	314	46	80	16	6	2	42	11	26	17	
1953	Mobile	.250	2	4	1	0	0	0	0	0	0	0	0	
1953	Elmira	.312	140	509	61	159	21	5	6	64	18	53	30	
1954	Mobile	.295	148	505	73	149	22	4	8	61	13	50	43	
1955	Montreal	.329	149	519	93	171	33	8	13	63	21	48	61	
1956	Montreal	.298	146	550	96	164	27	9	8	55	12	60	44	
1957	Montreal	.263	136	441	62	116	18	4	4	37	5	38	40	
1958	Spokane	.302	142	493	59	149	21	3	12	64	5	47	17	
1959	St. Paul	.194	47	144	12	28	4	0	0	12	2	14	17	
1959	Victoria	.312	78	266	46	83	9	2	8	46	5	44	24	
1960	Atlanta	.267	142	524	100	140	37	0	17	81	1	75	55	
1961	Atlanta	.278	105	322	52	98	22	2	9	66	0	55	34	
1962	Omaha	.281	47	96	19	27	2	1	3	20	1	13	14	
1963	Santa Barbara	.328	31	64	9	21	5	0	1	11	0	5	7	
1964	Grand Forks	.000	6	4	0	0	0	0	0	0	0	1	1	
Professional Totals			.290	2060	6967	1148	2017	338	104	126	964	197	810	747

80

## CAREER RECORDS

### BENIGNO (BENNY) AYALA

Born: Feb. 7, '51; 6'1"; 195; Bats, R; Throws, R; Position: OF.


**Birthplace/Residence:** Born in Yauco, Puerto Rico... Now lives in Toa Baja (west of San Juan).

**Contract Status:** Signed thru '81

**Tenure:** Two years, 105 days.

**Signed Originally with:** New York Mets.

**Pronounced:** ah-YAH-la.



YEAR	CLUB	AVG.	G	AB	R	H	2B	3B	HR	RBI	BB	SO	SB	CS	HP
1971	Visalia-1	.217	21	46	3	10	0	1	1	7	14	21	0	1	0
	Pompano	.279	63	208	38	58	7	4	8	34	25	61	8	2	2
1972	Visalia	.227	113	348	68	79	15	2	19	66	57	115	6	0	6
1973	Memphis	.258	136	462	69	119	17	6	17	68	70	74	6	1	0
1974	Tidewater	.274	92	288	41	79	21	1	11	40	35	66	0	3	1
	New York (NL)	.235	23	68	9	16	1	0	2	8	7	17	0	0	1
1975	Tidewater	.277	65	177	24	49	13	0	6	28	16	33	3	0	2
1976	New York (NL)	.115	22	26	2	3	0	0	1	2	2	6	0	1	0
	Tidewater-2	.225	87	293	41	66	9	2	12	48	24	56	5	0	1
1977	New Orleans	.298	126	450	71	134	27	5	18	73	30	56	3	2	2
	St. Louis	.333	1	3	0	1	0	0	0	0	0	1	0	0	0
1978	Springfield	.248	47	165	16	41	2	0	5	21	18	15	0	2	0
	Columbus-3	.340	59	203	30	69	11	4	6	35	15	20	2	2	1
1979	Rochester	.355	17	62	10	22	1	3	1	7	6	6	0	1	1
	Baltimore	.256	42	86	15	22	5	0	6	13	6	9	0	0	0
1980	Baltimore	.265	76	170	28	45	8	1	10	33	19	21	0	0	0

A.L. Totals	.262	118	256	43	67	13	1	16	46	25	30	0	0	0	1
N.L. Totals	.206	46	97	11	20	1	0	3	10	9	24	0	1	1	1
M.L. Totals	.246	164	353	54	87	14	1	19	56	34	54	0	1	1	1

GWRBI '79-Roch. 2, Bal. 0; '80-3

1—Signed as free agent by New York Mets' organization on 1/28/71

2—Acquired by St. Louis Cardinals from N.Y. Mets in deal for infielder Doug Clary on 3/20/77

3—Acquired by Baltimore Orioles on 1/16/79 from St. Louis Cardinals in deal for outfielder Mike Dimmel

Contract assigned from Arkansas to Rochester Contract purchased from Rochester by Baltimore on 4/30/79

### League Championship Series Record

YEAR	CLUB	OPP.	AVG.	G	AB	R	H	2B	3B	HR	RBI	BB	SO	SB	CS	HP
1979	Bal.	vs. Cal.														

(did not appear)

### World Series Record

YEAR	CLUB	OPP.	AVG.	G	AB	R	H	2B	3B	HR	RBI	BB	SO	SB	CS	HP
1979	Bal.	vs. Pit.	.333	4	6	1	2	0	0	1	2	1	0	0	0	0

**Career Highs, Game:** Hits—3, May 25, '80 vs. Det. at Bal.; Home Runs—2, June 10, '79 vs. Tex. at Bal.; RBI—3, four times, the latest Sep. 5, '80 vs. Oak. at Bal.

**Hitting Streaks—4,** three times

### THE 1980 SEASON

Benny was batting .318 on Aug. 9, but then went 11-for-63 (.175) over his last 27 games to finish at .265... He started slowly (had .208 average, 5-for-24, thru May 21) and finished slowly, but in-between batted .349 (29-for-83) in 35 games over a 13 week period from May 22 thru Aug. 9.

He batted .236 as a dh (26-for-110), .179 as a pinch-hitter (5-for-28), and .395 (17-for-43) while in the lineup defensively... He played left field in 19 games, none after Aug. 12.

He batted .298 (25-for-84) at home and .233 (20-for-86) on the road... Hit four of his 10 homers against the Mariners, three of them in the Kingdome... Had eight rbi in nine games vs. Seattle... Played for Santurce in the Puerto Rican League last winter.

### PREVIOUS CAREER HIGHLIGHTS

**1979:** Reported to the O's in Seattle May 1 after being brought up from Rochester as a replacement for Doug DeCinces who went on the disabled list at that time... Hit two home runs in one game, at Baltimore, both off the Rangers' Jon Matlack, a former teammate with the Mets.

**Rochester '79:** Benny was acquired from the St. Louis Cardinals organization on the recommendation of Red Wings' Manager Doc

81



## BENIGNO (BENNY) AYALA

Edwards who had managed him at Bayamon in the Puerto Rican winter league in '78. Hit .355 (22-for-62) in 17 games with Rochester before being promoted.

**Mets/Cardinals:** Signed originally by Nino Escalera for the New York Mets in '71... Made a memorable major league debut with the Mets on Aug. 27, '74 when he homered in his first big league at bat off Houston's Tom Griffin at New York... He is one of only 46 players to have achieved that feat in major league history.

Started the '76 season with the Mets, but was optioned to Tidewater June 1... Returned to the majors with the Cardinals in Sep. '77, and appeared in one game, going 1-for-3 vs. the Phillies' Steve Carlton.

**Minors:** Benny batted .281 (460-for-1638) in five-plus years at the AAA level... Batted a combined .299 in '78 in the American Association and International League... Was named to the '77 American Association all-star team after leading New Orleans with a .298 average... Played that year for Lance Nichols, now in the Baltimore organization.

Played mostly at third base as an amateur and in his first season of pro ball. Was a first baseman for most of the '72 season before moving to the outfield in '73.

**Winter Ball:** Has played in the Puerto Rican League every winter but one since '71 (didn't play after the '79 season)... Has played for Arecibo, Bayamon and Santurce... Was league "mvp" in '73 with Arecibo.

**Amateur Background:** Starred in baseball, track, basketball and volleyball at Agustin Stahl High School in Bayamon (graduated '69)... Was never defeated in track events... Also played baseball in Little League and Babe Ruth programs.

**Personal:** Attended Puerto Rico Junior College (Rio Piedras) for one year before signing a pro contract... His father is a real estate broker in Bayamon.

Bennie and his wife, Eppie, were married 12/16/75, and have two sons: Benny and Luis.

## MARK HENRY BELANGER

Born: June 8, '44; 6'2"; 170; Bats, R; Throws, R; Position: SS.

**Birthplace/Residence:** Born and raised in Pittsfield, Mass. Now lives in Timonium, Baltimore County.

**Contract Status:** Signed thru '81... Signed three year contract after '76 season, then agreed to a two year extension in Aug. '78.

**Tenure:** 14 years, 58 days.

**Signed Originally with:** Baltimore.



YEAR CLUB	AVG.	G	AB	R	H	2B	3B	HR	RBI	BB	SO	SB	CS	HP
1962 Bluefield-1	.298	47	151	44	45	7	1	3	23	55	32	15	2	
Elmira	.045	8	22	0	1	0	0	0	0	3	12	1	0	
1963														
1964 Aberdeen	.226	117	*465	79	105	21	6	4	28	91	86	16	7	4
1965 Elmira	.229	125	481	84	110	16	5	2	33	86	93	*29	3	5
Baltimore	.333	11	3	1	1	0	0	0	0	0	0	0	1	0
1966 Rochester	.262	139	504	80	132	12	6	6	38	62	76	19	5	4
Baltimore	.158	8	19	2	3	1	0	0	0	0	3	0	0	0
1967 Baltimore	.174	69	184	19	32	5	0	1	10	12	46	6	1	0
1968 Baltimore	.208	145	472	40	98	13	0	2	21	40	114	10	1	4
1969 Baltimore	.287	150	530	76	152	17	4	2	50	53	54	14	6	2
1970 Baltimore	.218	145	459	53	100	6	5	1	36	52	65	13	2	5
1971 Baltimore	.266	150	500	67	133	19	4	0	35	73	48	10	8	7
1972 Baltimore	.186	113	285	36	53	9	1	2	16	18	53	6	3	2
1973 Baltimore	.226	154	470	60	106	15	1	0	27	49	54	13	6	5
1974 Baltimore	.225	155	493	54	111	14	4	5	36	51	69	27	7	2
1975 Baltimore	.226	152	442	44	100	11	1	3	27	36	53	16	4	1
1976 Baltimore	.270	153	522	66	141	22	2	1	40	51	64	17	17	2
1977 Baltimore	.206	144	402	39	83	13	4	2	30	43	68	15	8	3
1978 Baltimore	.213	135	348	39	74	13	0	0	16	40	55	6	6	6
1979 Baltimore	.167	101	198	28	33	6	2	0	9	29	33	5	1	1
1980 Baltimore	.228	113	268	37	61	7	3	0	22	12	25	6	3	0
M.L. Totals	.229		5595	661	171	31	19	375	559	804	164	74	40	
			1898		1281									

\* GWRB: '79-2, '80-1.

\* Led league 1—Signed by Baltimore organization as free agent on 6/19/62

82

League Championship Series Record														
YEAR CLUB, OPP.	AVG.	G	AB	R	H	2B	3B	HR	RBI	BB	SO	SB	CS	HP
1969 Bal. vs. Min.	.267	3	15	4	4	0	1	1	1	0	0	0	0	0
1970 Bal. vs. Min.	.333	3	12	5	4	1	0	0	1	1	0	0	0	0
1971 Bal. vs. Oak.	.250	3	8	1	2	0	0	0	1	3	2	0	0	0
1973 Bal. vs. Oak.	.125	5	16	0	2	0	0	0	1	1	1	0	0	0
1974 Bal. vs. Oak.	.000	4	9	0	0	0	0	0	0	1	3	0	0	0
1979 Bal. vs. Cal.	.200	3	5	0	1	0	0	0	1	0	2	0	0	0
L.C.S. Totals	.200	21	65	10	13	1	1	1	5	6	8	0	0	0

World Series Record														
YEAR CLUB, OPP.	AVG.	G	AB	R	H	2B	3B	HR	RBI	BB	SO	SB	CS	HP
1969 Bal. vs. N.Y.	.200	5	15	2	3	0	0	0	1	2	1	0	0	0
1970 Bal. vs. Cin.	.105	5	19	0	2	0	0	0	1	1	2	0	0	0
1971 Bal. vs. Pit.	.238	7	21	4	5	0	1	0	0	5	2	1	0	0
1979 Bal. vs. Pit.	.000	3	5	0	0	0	0	0	0	1	2	0	0	0
W.S. Totals	.167	20	60	6	10	0	1	0	2	9	7	1	0	0

All-Star Game Record														
YEAR CLUB, SITE	AVG.	G	AB	R	H	2B	3B	HR	RBI	BB	SO	SB	CS	HP
1976 A.L., Phil.	.000	1	1	0	0	0	0	0	0	0	0	0	0	0

**Career Highs, Game:** Runs—4, Sep. 26, '70 at Cle (ties club record); Hits—5, May 11, '74 at Cle. (ties club record); 4, seven times, the latest May 31, '76 (first game) at Cle; Home Runs—1, 19 times, the latest Sep. 5, '77 at Det; RBI—5, Aug. 18, '69 at Sea; 3, ten times, the latest Sep. 16, '79 vs. Bos. at Bal.; Stolen Bases—2, eight times, the latest Sep. 4, '75 vs. Bos. at Bal.

**Hitting Streaks:** 11—three times, the latest June 18 thru 27, '71.

## THE 1980 SEASON

Mark enjoyed his best year at the plate since '76 thanks to a second half rally. He was hitting only .174 (23-for-132) thru 57 games on July 13, then batted .279 (38-for-136) in 56 games the rest of the way to raise his average 54 points to .228... He moved above .200 permanently on Aug. 2.

He was sidelined twice with injuries: off-and-on for 3½ weeks with bruised ribs following a collision with Rick Dempsey, (who was playing the outfield) on May 24; then, missed 2½ weeks after pulling a muscle in his right calf on Aug. 26.

## '80 AND MAJOR LEAGUE CAREER

**Fielding:** Mark had a .975 percentage in 109 games at short in '80 (133 po, 258 a, 10 e, 401 tc), appearing in 13 games more at that position than Kiko Garcia. The previous year, Garcia played 113 games there to Belanger's 98.

Bucky Dent was the A.L. percentage leader in '80 at .982.

**A.L. Record:** Mark has held the A.L. record for highest lifetime fielding percentage by a shortstop (10 or more years) for a long time... That figure is .977 (2899 po, 5562 a, 199 e, 8660 tc)... The major league mark is .981 by the Phillies' Larry Bowa (145 e in 7551 tc).

**Gold Gloves:** Until Rick Burleson ('79) and Alan Trammell ('80) were picked as the league's top fielding shortstops the past two years, Mark had won six straight gold gloves and eight in an 11 year span: '69, '71, '73, '74, '75, '76, '77, '78.

**Fielding Titles:** Mark has led A.L. shortstops three times: '74 (.984), '77 (.985), and '78 (.985)... His best year, percentage-wise, was '79 when he made only three errors in 308 chances (.990), but he was 10 games shy of qualifying (played 98, needed 108).

**Triple Play:** He made the last two putouts in the Orioles' game-ending triple play at Kansas City on June 3, '77... See page 15 for details.

**Miscellaneous:** His highest error total was 23, in both '69 and '73... His lowest, in a qualifying year, was nine, in '78... In '74 he set a career high with 808 chances including 13 errors... He hasn't played any other position since '67 when he appeared in 26 games at second and two games at third base.

Mark has had two long errorless game streaks (69 games in '79 and 67 in '78), but both fell short of Eddie Brinkman's major league standard of 72 games in '72 for the Tigers.

When he committed two errors on July 14, '80, it was the first time in nearly six years (since Aug. 24, '74)... Among his 11 multi-error games is one of three miscues, July 24, '70 vs. Minnesota.

**Tenure:** He has played 1898 games for the Orioles, second only to Brooks' 2896... He ranks fourth in club history in stolen bases (164)

83



## MARK HENRY BELANGER

behind Al Bumby (199), Paul Blair (167) and Luis Aparicio (166)... He also ranks fourth in runs and hits.

**Few Injuries:** Despite his slender build and a demanding position, Mark has been remarkably durable during his 14 full seasons in the majors... He has been on the disabled list only once. That was in '79 from June 10 to July 13, while recovering from a broken right middle finger sustained fielding a ground ball.

**Home Runs:** Mark did not hit a home run for the third straight year (and for the fifth time in 14 seasons)... He has now played in 367 games since he hit his last, at Detroit off Steve Grilli on Sep. 5, '77... At Memorial Stadium, his most recent homer came off Luis Tiant on June 21, '76, some 307 home games ago.

Lifetime, he has hit eight in Baltimore and 11 on the road... He hit his first off Mel Stottlemyre in Yankee Stadium on May 14, '67... Has hit more against the Yankees (4) than against any other opponent... He has hit one home run in post-season competition, in the first ALCS game ever played, vs. Minnesota in Baltimore, on Oct. 4, '69 off Jim Perry.

**3 or More RBI:** Mark has had 10 three or more rbi games including one in which he drove in five runs, at Seattle's Sicks' Stadium on Aug. 18, '69 (he also had three doubles and a single in that game).

**CS/WS:** Mark appeared in three of the four ALCS games in '79, though he started only game one... He started games one and two of the world series and played in five of the seven.

In all, he has played in 43 post-season games for the O's... In six ALCS he has played in 21 of a possible 22, and in four world series, 22 of a possible 24.

He holds several ALCS records for shortstops including: most games (21), most assists (69), most putouts (31), most chances (100), most consecutive errorless games (20, ended), and is tied with Bert Campaneris for most ALCS by a shortstop (6)... See ALCS note under "Home Runs" above.

### EARLY CAREER

Mark was originally signed by Frank McGowan out of high school in Pittsfield, Mass... He was also offered a basketball scholarship to Notre Dame during his senior year.

He was selected to all-star teams in the Northern League ('64), Eastern League ('65) and International League ('66). Jim Palmer, Lou Piniella, and Eddie Watt were among Mark's teammates on the pennant-winning Aberdeen club, managed by Cal Ripken, in '64.

### PERSONAL

Mark works for Personal Management Associates (PMA), a Baltimore company presided over by Ron Shapiro which provides athletes with advice and assistance in all areas of their professional, financial and personal lives... Brooks Robinson also works for the company which represents 15 players on the Orioles '81 roster.

He has been the Orioles' player representative for many years, and has taken an active role in negotiating sessions between players and management... He is a member of both the pension committee and the executive board of the Major League Players Association.

He has served as honorary chairman of the Kidney Foundation fund-raising program... Mark and his wife, Dee, were married Nov. 25, '67, and have two sons: Richard (9/8/68) and Robert (9/14/69).

## MICHAEL (MIKE) JAMES BODDICKER


Born: Aug. 23, '57; 5' 11"; 172; Bats, R; Throws, R; Position: P.

**Birthplace/Residence:** Born in Cedar Rapids, Iowa... Grew up and still lives in Norway, Iowa (southwest of Cedar Rapids).

**Contract Status:** Signed thru '81

**Tenure:** 31 days.

**Signed Originally with:** Baltimore.



YEAR CLUB	W-L	ERA	G	GS	CG	SHO	SV	IP	H	R	ER	BB	SO
1978 Bluefield—1	2-1	0.47	8	1	0	0	2	19	9	2	1	10	28
Charlotte	4-3	1.94	10	8	5	2	0	65	42	15	14	17	48
Rochester	1-0	1.80	1	1	0	0	0	5	4	1	1	2	3
1979 Charlotte	9-3	3.00	14	14	8	2	0	102	82	40	34	36	89
Rochester	4-6	6.00	15	12	2	1	0	72	88	48	48	27	48
1980 Rochester	12-9	2.18	25	25	13	3	0	190	149	57	46	35	109
Baltimore	0-1	6.43	1	1	0	0	0	7	6	6	5	5	4
M.L. Totals	0-1	6.43	1	1	0	0	0	7	6	6	5	5	4
Pro. Totals	32-23	2.88	74	62	28	8	2	460	380	169	149	132	327

1—Selected by Baltimore organization in June '78 free agent draft (sixth round, Baltimore's ninth selection, secondary phase) Signed on 6/12/78.

**Pitches:** fastball, slider, forkball, and change.

### THE 1980 SEASON

After a fine season at Rochester where he was the International League's top control pitcher, Mike was recalled by the Orioles on Sep. 5 and made his big league debut in the next to last game of the year on Oct. 4.

**Rochester:** Mike finished second in the International League with a 2.18 earned run average and tied for second in complete games with 13... He also had the league's best ratio of innings pitched (190) to base runners (hits-149, walks-35, hit by pitch-4)... He had a "minus two" in that category, the only I.L. pitcher on the minus side... By comparison, Rudy May's "plus 8" led the American League (qualifiers) last season.

He also compiled the league's lowest ratio for walks per nine innings, allowing just 1.66 bases on balls for every nine innings pitched... He led the Red Wings staff in innings, complete games, shutouts (3), and strikeouts (109)... He was fourth in the balloting (by players, managers, and media) as the International League's top righthanded pitcher.

Mike was 3-7 in his first 11 outings but in that period, Rochester was shut out four times and scored just one run in another of his starts... From June 13 on, he was 9-2, including a span of eight straight victories from June 13 thru Aug. 13... In a stretch of six starts, from July 9 thru Aug. 13, he allowed only 28 hits and two earned runs in 51 innings (0.35 era) with a 5-0 record, five complete games, three shutouts, and 34 strikeouts... His best effort of the year was a two-hit, seven inning shutout of Richmond on Aug. 3<sup>rd</sup>.

He walked more than two batters in a game only three times in his 25 starts... His season high for strikeouts was ten against Charleston on July 3... Mike defeated the major league Orioles, 9-3, with a complete game, six-hit effort in the two clubs' annual exhibition game on July 24.

He started the opener of Rochester's semi-final playoff series against Toledo and lost to the Mud Hens, 3-1, allowing three runs and six hits in 6.2 innings.

**Baltimore:** He was recalled by the O's following that playoff game, but did not pitch until Oct. 4... The Orioles had been eliminated from the pennant race just prior to the start of a two-night doubleheader against Cleveland that evening, and Mike was named to start the second game, replacing Jim Palmer... He pitched 7.1 innings, allowing six hits and six runs (five earned) and was the losing pitcher in a 6-4 setback.

**Winter Ball:** Mike joined Ray Miller's Caguas club in the Puerto Rican League in mid-December and was 2-1 with a 4.80 era (16 er in 29.2 ip) in the regular season... His best effort of the winter came in the league championship series against Mayaguez when he hurled a three-hit shutout in game four, giving Caguas a 3-1 lead en route to the Puerto Rican crown.

### PREVIOUS CAREER HIGHLIGHTS

**1979:** Mike finished with a combined record of 13-9 with a 4.01 era at Charlotte and Rochester... He was invited to the Orioles' major league spring training camp as a non-roster player.

At the time of his recall by Rochester on June 25, he was leading the Southern League in victories (9)... He set a league record with 18 strikeouts in an 8-2 win over Knoxville on June 7... Mike struck out the side four times in that game, including the ninth... He fanned 43 batters in 36 innings over a span of four consecutive starts from June 2-17.

He shutout Charleston on six hits, 1-0, in his first start for Rochester on June 26.

**Pro Career:** Mike was signed by Joe Bowman and made rapid progress in his first pro season in '78... He started with Bluefield in June, was promoted to Charlotte on July 15 and then to Rochester on



## MICHAEL (MIKE) JAMES BODDICKER

Sep. 1, moving from college ball to the AAA level in just 15 weeks (May 21 to Sep. 1).

**Amateur Background:** He played three seasons at the University of Iowa (Iowa City), earning third team all-Big Ten honors as a third baseman in his freshman year and as a pitcher in his junior season ('78). . . He had a career batting average of .319 in 104 games and on the mound was 19-6 with a 2.71 era. . . Mike fanned 189 batters in 166 innings, and in '77, led the nation in strikeouts per nine innings pitched (11.5). . . He set a school record by once striking out 14 batters in a seven inning game.

He was a two-time all-state selection in baseball at Norway Community High School (graduated '75). . . He also earned all-conference honors in basketball. . . Mike was drafted by Montreal in the June '75 free agent draft, but chose to go to Iowa.

He played semi-pro ball in Fairbanks, Alaska, in the summer of '77, and his team finished second in the National Baseball Congress (NBC) tournament in Wichita. . . He participated in Little League and American Legion baseball programs. . . His team went to the American Legion world series three times ('74, '75, '76).

**Personal:** Hobbies: fishing, hunting, and trapping. . . Mike and his wife, the former Lisa Mary Charipar, were married on Feb. 2, '80.

## ROBERT (BOB) AVERILL BONNER

Born: Aug. 12, '56; 6'0"; 185; Bats, R; Throws, R; Position: SS.

**Birthplace/Residence:** Born in Uvalde, Texas. . . Grew up in Leakey (north of Uvalde) and now lives in Corpus Christi, Texas.

**Contract Status:** Signed thru '81

**Tenure:** 28 days.

**Signed Originally with:** Baltimore.



YEAR	CLUB	AVG.	G	AB	R	H	2B	3B	HR	RBI	BB	SO	SB	CS	HP
1978	Charlotte—1	.234	35	107	8	25	2	0	0	10	4	9	2	0	2
1979	Charlotte	.291	119	460	55	134	29	3	7	67	20	43	3	1	3
	Rochester	.273	4	11	1	3	0	0	0	0	0	2	0	0	0
1980	Rochester	.241	133	469	46	113	8	2	2	41	9	39	8	4	2
	Baltimore	.000	4	4	1	0	0	0	0	1	0	0	0	0	0

M.L. Totals	.000	4	4	1	0	0	0	0	0	1	0	0	0	0	0
Pro. Totals	.262	295	1051	111	275	40	5	9	119	33	93	13	5	7	

GWRBI: '80-Roch 5, Bal 0

1—Selected by Baltimore organization in June '78 free agent draft (3rd round, Baltimore's 6th selection, regular phase) Signed on 6/8/78.

**Illness:** Bob contracted viral hepatitis in February and was hospitalized in Corpus Christi. He is expected to miss part and possibly all of spring training.

### THE 1980 SEASON

Bob was selected as the International League's "rookie of the year" and all-star shortstop by a vote of league players, managers, and media, primarily because of his outstanding defense. . . He was recalled by Bal. on Sep. 8 and appeared in four games the rest of the way.

**Rochester:** Bob led International League shortstops in fielding percentage (.956), assists (454), total chances (706), and double plays (73). . . He committed 31 errors but had 84 more chances than any other shortstop in the league. . . Toledo's John Walker was second with 622 chances, although he played in just two less games (129 to 127) than Bob.

He was second on the Rochester club in games played (133) and at bats (469) and third in hits (113). . . Bob batted just .217 (49-for-266) in his first 66 games but over the final 67 contests hit .263 (64-for-243). . . He was 3-for-3 with a double and triple and two rbi in Rochester's 9-3 win over the major league Orioles in the two clubs' annual exhibition on July 24.

**Baltimore:** Bob was recalled by the Orioles after the Red Wings were eliminated from the I.L. playoffs by Toledo. . . He made his major league debut as a pinch-runner on Sep. 12 in Toronto and two days later, played the final five innings at short in a 4-3, 13-inning loss to the Blue Jays. . . He did not see action again until Oct. 4 when he played the final two innings in the opener of a doubleheader vs. Cleveland and then started game two, going 0-for-3 with a run scored and an rbi. . . In his three appearances at short, he committed one error in nine chances.

## PREVIOUS CAREER HIGHLIGHTS

**1979:** Bob was voted the Southern League's all-star shortstop at the end of the season in balloting by league managers and media. . . He led Charlotte in batting (.291) and doubles (29). . . He also had a .962 fielding percentage (18 e in 468 tc), a figure that would have led league shortstops, but he was 14 games short (86) of qualifying for the title. He also played 28 games at second and two at third that year.

He hit .321 (75-for-233) in his first 59 games, earning a promotion to Rochester on June 28. . . He was 3-for-11 in four contests with the Wings before returning to Charlotte on July 6 so he could play everyday. . . He was a member of the Southern League all-stars that defeated the Atlanta Braves, 5-2, in Nashville on July 12.

Bob played briefly in the Florida Instructional League before joining Aragua in the Venezuelan winter league. . . There, he batted .300 with 25 rbi and earned all-league honors at third base although he saw more action at second (Dave Concepcion was the shortstop).

**Pro Career:** He was signed by Ray Crone to a Bluefield contract but was then assigned to Charlotte and, thus, made jump from college to "AA", a la Rich Dauer.

**Amateur Background:** Bob had a .306 average (215-for-702) in four varsity seasons at Texas A & M. . . He struck out an average of only once in every 19 at bats during his college career and once went to the plate 69 straight times without fanning.

He set or tied 12 individual records at A & M. . . For season: at bats (213, '78), hits (73, '78), doubles (16, '77), triples (5, '77, tied), hitting streak (19 games, '76). . . For career: at bats (702), runs (137), hits (215, only Aggie to amass more than 200 hits), doubles (43), total bases (313).

He missed only three games in three seasons. . . He started at A & M as a third baseman but moved to shortstop because of injuries to other players and earned a starting position at the end of his freshman year. . .

He graduated from King High School in Corpus Christi in '74 where he batted .451 and .525 as a junior and senior, respectively. . . He was a high school all-American at shortstop as a senior.

**Personal:** Bob is very active in the Fellowship of Christian Athletes and the Baseball Chapel program. . . Hobbies: hunting, fishing, and pool. . . He and his wife, the former Rebecca Sue Petty of Corpus Christi, were married on Nov. 21, '74. . . They have two daughters, Angela Sue (7/3/75), and Kristina Michele (8/9/78).

## ALONZA (AL) BENJAMIN BUMBRY


Born: Apr. 21, '47; 5'8"; 175; Bats, L; Throws, R; Position: OF.

**Birthplace/Residence:** Born and raised in Fredericksburg, Va. . . Now makes his home in Cockeysville (Baltimore County).

**Contract Status:** Signed three year contract extending thru '81 on Jan. 30, '79.

**Tenure:** Eight years, 31 days.

**Signed Originally with:** Baltimore.



YEAR	CLUB	AVG.	G	AB	R	H	2B	3B	HR	RBI	BB	SO	SB	CS	HP
1969	Stockton—1	.178	35	73	19	13	4	0	0	3	30	38	10	3	1
1970															
1971	Aberdeen	.336	66	247	68	83	14	6	6	53	50	52	34	5	8
1972	Asheville	.347	26	121	26	42	4	4	4	10	10	19	10	2	1
	Rochester	.345	108	435	83	150	29	*15	6	47	34	77	22	3	5
1972	Baltimore	.364	9	11	5	4	0	1	0	0	0	0	0	1	0
1973	Baltimore	.337	110	356	73	120	15	*11	7	34	34	49	23	10	3
1974	Baltimore	.233	94	270	35	63	10	3	1	19	21	46	12	4	1
1975	Baltimore	.269	114	349	47	94	19	4	2	32	32	81	16	3	4
1976	Baltimore	.251	133	450	71	113	15	7	9	36	43	76	42	10	1
1977	Baltimore	.317	133	518	74	164	31	3	4	41	45	89	19	8	2
1978	Baltimore	.237	33	114	21	27	5	2	2	6	17	15	5	3	2
1979	Baltimore	.285	148	569	80	162	29	1	7	49	43	74	37	12	3
1980	Baltimore	.318	160	645	118	205	29	9	9	53	78	75	44	11	3

M.L. Totals	.290	934	3282	524	952	153	41	41	270	313	505	62	19		
-------------	------	-----	------	-----	-----	-----	----	----	-----	-----	-----	----	----	--	--

GWRBI: '79-9; '80-5

1—Selected by Baltimore organization in June '68 free agent draft (8th round, Baltimore's 11th selection, regular phase)

\* Led league

\* Tied for league lead

Signed on 6/18/68



## ALONZA (AL) BENJAMIN BUMBRY

		League Championship Series Record													
YEAR	CLUB, OPP.	AVG.	G	AB	R	H	2B	3B	HR	RBI	BB	SO	SB	CS	CHP
1973	Bal. vs. Oak.	.000	2	7	1	0	0	0	0	0	0	2	2	1	0
1974	Bal. vs. Oak.	.000	2	1	0	0	0	0	0	0	0	0	1	0	0
1979	Bal. vs. Cal.	.250	4	16	5	4	0	1	0	0	0	4	3	2	0
L.C.S. Totals		.167	8	24	6	4	0	1	0	0	0	6	6	3	0

		World Series Record													
YEAR	CLUB, OPP.	AVG.	G	AB	R	H	2B	3B	HR	RBI	BB	SO	SB	CS	CHP
1979	Bal. vs. Pit.	.143	7	21	3	3	0	0	0	1	2	1	0	0	1

		All-Star Game Record													
YEAR	CLUB SITE	AVG.	G	AB	R	H	2B	3B	HR	RBI	BB	SO	SB	CS	CHP
1980	A.L., L.A.	.000	1	1	0	0	0	0	0	0	0	0	0	0	0

**Career Highs, Game:** Runs—3, 16 times, the latest Sep. 19, '80 vs. Tor. at Bal.; Hits—5, twice, June 25, '73 at Mil. and May 26, '79 at Det. (ties club record); 4, 11 times, the latest Sep. 11, '80 at Tor.; Home Runs—1, 41 times; RBI—5, June 8, '80 at Cal.; 4, May 4, '75 (first game) at Cle; Stolen Bases—3, Sep. 27, '80 at Cle. (ties club record); 2, 31 times.  
**Hitting Streaks:** 17—Apr. 22 thru May 13, '80; 15—July 21 thru Aug. 4, '79; 13—May 7 thru May 22 (first game), '77.

### THE 1980 SEASON

Al led the Orioles in hitting at .318 and became the first Baltimore player to ever amass 200 hits in a season with 205. . . He topped the club with career highs in games (160), at bats (645), runs (118), and stolen bases (44) while also setting personal bests for walks (78) and runs batted in (53). He finished among the American League leaders in seven offensive categories: batting (9th), runs (3rd), hits (5th), triples (tied for 6th), stolen bases (5th), walks (10th), and on-base percentage (9th).

For his performance, Al earned the Sports Boosters of Maryland "most valuable Oriole" award (by vote of sports writers and broadcasters covering the club) for the first time, earning 12 of 14 first place votes. . . He was also selected as the centerfielder on *The Sporting News* American League All-Star Team (by vote of fellow players).

**Batting:** Al batted over .300 for the third time in eight Baltimore seasons, and his .318 average tied him for the third highest ever in one season (qualifiers) by an Oriole.

He had only three hits in his first 16 at bats (.188) but then hit safely in 30 of the next 34 games in which he batted officially at a .383 (49-for-128) clip to lift his average to a league-leading .361. . . During that span, he hit safely in a career high 17 consecutive games from Apr. 22 thru May 13. . . He was named the American League's "player of the week" for the week of May 19-25, when he hit .480 (12-for-25).

Al went over the .300 mark for good on May 3. . . He batted .321 (97-for-302) in 77 games before the all-star break and .315 (108-for-343) in 83 games in the second half. . . He finished the regular season by hitting safely in his last 11 games at a .408 clip (20-for-49), raising his average from .310 to .318.

**By Month:** April-.294 (20-for-68). . . May-.388 (38-for-98). . . June-.293 (34-for-116). . . July-.298 (31-for-104). . . August-.289 (33-for-114), September-.336 (44-for-131), October-.357 (5-for-14).

**Hits:** Al broke the club record of 194 hits, set by Brooks Robinson in '64.

He had a pair of four-hit games, 12 with three-hits, and 51 two-hit games. . . He was one of five A.L. players to break the 200-hit barrier: Willie Wilson (230), Cecil Cooper (219), Mickey Rivers (210), and Al Oliver (209) were the others.

**Runs:** Al, with 118, is one of four different players in O's history to have scored 100 runs in a season. In '80 he became the first to do so since '69 when both Frank Robinson (111) and Paul Blair (102) accomplished that feat. Late last season Eddie Murray also reached the 100 level. Bee was four runs shy of F. Robby's club record (122) set in '66. . . He scored three runs in a game five times.

Al was one of eight American Leaguers to score 100 runs in '80. The Royals' Willie Wilson led with 133. . . Bee and Wilson were the only A.L. players to have both 200 hits and 100 runs.

**All-Star Game:** Al was the top vote getter among the Orioles for the '80 all-star game, finishing fifth in the outfield balloting with 1,418,646 votes. . . Manager Earl Weaver named him to the A.L. squad for the July 8 game at Los Angeles, Bee's first all-star selection. . . He played the last four innings in centerfield and grounded to second in his only at bat.

## 1980 AND MAJOR LEAGUE CAREER

**Stolen Bases:** His 44 steals (55 attempts, .800 pct.) were a career high, and it was the second highest total in club history, surpassed only by Luis Aparicio's 57 thefts in '64. . . Al has now stolen 81 bases in the last two seasons.

He became the Orioles' all-time leader in steals on May 23 against Detroit when he stole his 168th career base to pass Paul Blair. . . Al now has 199 lifetime thefts, and his first steal of '81 will make him the 11th active American Leaguer with 200 career stolen bases.

Al had a string of 12 straight steals from July 4 thru Aug. 22. . . He tied a club record with three thefts against Cleveland on Sep. 27 and had two steals in a game nine times. . . He has enjoyed much success running against the Indians in his career with 28 steals in 32 attempts, including 28 in the last 30 tries. . . Al stole 17 straight times vs. the Tribe without being caught from the beginning of '74 until June 25, '79.

**Fielding:** For the second straight season Al was outstanding in center, and his ability to cover a lot of ground enabled him to finish second among A.L. outfielders in putouts (488) and total chances (500). . . Dwayne Murphy led the league in both putouts (507) and total chances (525).

**Pct.:** Al finished with a .990 fielding percentage (5 e in 500 tc) fourth in the A.L. behind Gary Roenicke (1.000), Fred Lynn (.994), and Murphy (.990476). . . He went 84 consecutive games without an error from Apr. 21 until the ninth inning on July 27, handling 270 chances flawlessly in that time.

**Great Catch:** Once again he made a number of outstanding catches but none was more timely than his grab off New York's Bob Watson on Aug. 10 at Yankee Stadium. . . New York had three runs in and the bases loaded in the sixth when Watson hit a drive deep into the left-center field gap, 430 feet from home plate. . . Al raced over from center and made a spectacular catch against the fence. . . While the blast scored the runner from third on the sacrifice fly, it prevented the Yankees from breaking the game open, and the O's went on to win in the ninth, 6-5, for a sweep of the three-game series.

**Left & Center:** When he first came to the majors in '73, Al was a leftfielder. . . He didn't start his first game in center until July 4, '76, then made 53 starts there the rest of the year. . . In '77, he shared center with Larry Harlow and Elliott Maddox and in '78 with Harlow. . . However, in the last two seasons Al has started at another position just once (in left on Apr. 13, '79). . . In '80, he started 155 games and on five other occasions, entered the contest in the later innings. . . Gary Roenicke was the O's starting centerfielder in the seven games Al was not in the lineup.

**vs. Opponents:** (see '80 and career statistics vs. each opponent on pages 33-35). . . In '80 Bee hit .429 (21-for-49) vs. Cleveland and .392 (20-for-51) against Detroit. . . He also batted over .300 against five other clubs. . . He scored 15 runs in 12 games against the Twins and 11 runs apiece versus the Red Sox, White Sox, and Mariners.

Lifetime, he is batting .352 (44-for-125) against Seattle, .344 (44-for-128) against Toronto, .313 (101-for-323) vs. Cleveland, and .310 (90-for-290) against Detroit.

**Home Runs:** Al tied a career high with nine homers, matching his total for the '76 season. . . He started the season with a bang, homering three times in his first 12 games. . . He then hit just one in the next 93 games before closing the year with five in the final 55.

Al hit three homers against New York and now has eight versus the Yankees lifetime, most vs. any opponent. . . He hit two against left-handers in '80, off New York southpaws Tommy John and Tom Underwood.

**CS/WS:** Al was the leading run scorer in the ALCS with five, and he also hit the only triple. . . When he singled in the first inning of ALCS game #2, he snapped an 0-for-12 string in post-season play. . . He had gone 0-for-8 in the '73 and '74 ALCS and 0-for-4 in '79 game one.

He started all four games in the ALCS and four of seven in the world series. Roenicke opened in center in games three, five, and six, but Al was brought in later in all three games with Roenicke shifting to left.

**Re-entry:** Al was the only Oriole eligible for re-entry in Nov. '78, and he was selected by seven clubs in addition to the O's. . . He is one of nine Orioles to have been eligible for re-entry in the five-year history of the system but is the only one who re-signed with Baltimore (see page 10).

He is one of five players acquired by the O's thru re-entry along with Billy Smith-'76, Steve Stone-'78, Jose Morales-'80, and Jim Dwyer-'80.



## ALONZA (AL) BENJAMIN BUMBRY

### PREVIOUS CAREER HIGHLIGHTS

**1979:** Al rebounded completely from his injury in '78 (see below) to finish third among the regulars in batting at .285 and led the club with 37 steals.

**1978:** Al broke his left fibula and dislocated his left ankle in a game at Texas on May 12 while sliding back into second base (from third base side) and was sidelined until Sep. 4. . . During September he pinch-hit five times.

That winter he went to Venezuela (LaGuaira) to play himself back into shape.

**1977:** For the first time since his rookie season ('73), Al hit over .300. . . He accomplished that despite a slow start (he was batting .196 on Apr. 27) and a leg injury that slowed him down in late June and took him out of the regular lineup for a month from July 11 to Aug. 12 (disabled list from July 28 to Aug. 12).

**"Rookie of the Year":** Al was selected as the A.L. "rookie of the year" in '73 by both BBWAA and TSN after batting .327. . . Teammate Rich Coggins was second in the TSN poll. . . That year Al and Coggins started against righthanders while Don Baylor and Merv Rettenmund generally got the call vs. southpaws.

Al is one of four Orioles to have won "rookie" awards: Ron Hansen-'60, Curt Blefary-'65, and Eddie Murray-'77 are the others.

**Odds and Ends:** He set a club record and tied the A.L. mark with three triples against Milwaukee on Sep. 23, '73, in the game that clinched the Eastern division title for the O's. . . Al had three doubles in a game twice in '75 (vs. K.C. on May 23 and vs. Det. on July 2). . . He beat out three bunts for base hits vs. Cal. on July 10, '75.

**Minors:** He led the International League in batting (.345) and triples (15) in '72 when he was named Topps/National Association "player of the year" in that league. . . He started that season at Asheville and ended it in Baltimore. . . Hit .300 for three different clubs that season.

After returning from two years on active duty in the U.S. Army (see "Personal" below), he finished second in the Northern League batting race to fellow Orioles' farmhand Bob Bailor. . . Larry Harlow, who also played for the Baltimore farm club at Aberdeen, S.D. that year, was fifth.

**Amateur Background:** He went to Virginia State College in Petersburg (graduated '68) on a basketball scholarship, after averaging 32 points a game as a high school senior (Ralph Bunche High in King George, Va.). . . He was honored at Virginia State's homecoming last fall.

Played four years of basketball at Virginia State, but didn't play baseball until his senior year. . . Won the Central Intercollegiate Athletic Association bat title with a .378 average that season, and was all-CIAA in both basketball and baseball.

Started playing baseball at Virginia State at the urging of Dick Bowie.

**Personal:** Al was called to duty as a second lieutenant (R.O.T.C.) in June '69, just two months after starting his pro career. . . He served 11 months in Vietnam as a platoon leader, earned a Bronze Star, and was discharged as a first lieutenant in May '71.

Extremely active in the community, Bee serves as honorary chairman for the Maryland League for the Handicapped, the Santa Claus Anonymous fund, and the Maryland Special Olympics as well as being on the executive board of the Muscular Dystrophy Foundation. . . During the off-season, he makes numerous appearances for the Orioles' speakers' bureau and plays for the club's basketball team. . . He competed in the '80 Superstars competition in the Bahamas and advanced to the finals, placing seventh. . . Single.

### ORIOLES SPRING RECORDS—1954-1980

Year	Training Site	W-L	Home Att.*	Home Dates*	Year	Training Site	W-L	Home Att.*	Home Dates*
1954	Yuma	16-12	10,684	4	1968	Miami	12-12	47,208	15
1955	Daytona B'ch	11-15	14,697	7	1969	Miami	19-5	33,210	13
1956	Scottsdale	10-19	15,699	9	1970	Miami	11-12	34,995	11
1957	Scottsdale	14-19	15,568	9	1971	Miami	14-13	45,185	13
1958	Scottsdale	11-19	16,092	11	1972	Miami	10-8	42,522	10
1959	Miami	17-8	25,771	13	1973	Miami	13-11	47,003	13
1960	Miami	16-13	39,156	19	1974	Miami	11-11	40,247	12
1961	Miami	12-16	43,816	16	1975	Miami	18-9	41,623	15
1962	Miami	13-11	43,816	16	1976	Miami	14-10	51,918	11
1963	Miami	17-10	52,748	14	1977	Miami	13-11	57,812	12
1964	Miami	16-12	49,257	15	1978	Miami	10-15	44,310	12
1965	Miami	12-16	55,802	14	1979	Miami	7-14	30,321	9
1966	Miami	15-11	51,372	17	1980	Miami			
1967	Miami	14-13	50,513	11					

\* Against major league "A" teams only.  
† Includes only games played at training site.

## BROOKS MICHAEL CAREY

Born: Mar. 18, '56; 6' 1½"; 185; Bats, L; Throws, L; Position: P.

**Birthplace/Residence:** Born raised, and still lives in Key West, Florida.

**Contract Status:** Signed thru '81

**Tenure:** None.

**Signed Originally with:** Baltimore.



YEAR CLUB	W-L	ERA	G	GS	CG	SHO	SV	IP	H	R	ER	BB	SO
1978 Bluefield—1	3-8	3.35	15	14	5	0	0	94	98	55	35	32	58
1979 Miami	10-7	2.45	19	19	10	2	0	125	118	44	34	23	116
Charlotte	4-2	3.71	8	7	2	1	0	51	49	24	21	13	34
1980 Charlotte	8-7	3.70	25	25	7	0	0	163	158	74	67	39	78
Pro. Totals	25-24	3.26	67	65	29	3	0	433	423	197	157	107	286

1—Selected by Baltimore organization in June '78 free agent draft (10th round, regular phase)  
Signed on 6/15/78

**Pitches:** Fastball, curve, slider and change.

**1980:** Brooks was a regular starter in the Charlotte rotation and emerged as the club's "stopper", winning three games that clinched championships. . . He beat Savannah, 5-2, on June 21 to clinch the first half Eastern Division title for the O's and assure them a spot in the post-season playoffs. . . He went the route in that game, allowing ten hits and fanning two.

Brooks was 2-0 in the playoffs. . . He beat Savannah again by the same score of 5-2 on Sep. 4 to give the O's the Eastern Division crown, three games to one. . . He worked six innings (7 h, 5 k's) before giving way to Bill Swaggerty. . . Then, on Sep. 10, he blanked Memphis on four hits, 3-0, to complete a three game sweep and give Charlotte its first Southern League championship since '71. . . Brooks struck out ten in that complete game performance.

He was one of ten members of that Charlotte championship team to play for Indios in the Columbian League this winter. . . The manager was Minnie Mendoza, current Miami skipper and a coach at Charlotte in '80.

**1979:** Brooks was second in the Florida State League in complete games (10) and led Miami in era (2.45), wins (10) and strikeouts (116) despite spending only two months with the club. . . He was promoted to Charlotte on July 19. . . He was a non-roster invitee to the O's big league camp and pitched one scoreless inning.

**Pro Career:** Brooks was signed by Jack Sanford. . . He was second in the Appalachian League in innings (94) in '78. . . He pitched in the Florida Instructional League after the '78 and '79 seasons.

**Amateur Background:** He earned four varsity letters at Florida State University in Tallahassee, the last three as a pitcher. . . He had a career record of 23-10 with a 3.65 era and 188 strikeouts.

In '78, Brooks was team captain and was 13-3. . . In an exhibition game vs. the Yankees that spring, he allowed only one hit in two innings (to Reggie Jackson). . . He was an FSU teammate of Larry Jones.

He won 34 games in four years at Key West High School (graduated '74). . . Was team captain in senior year. . . He played in the Cape Cod League summers while in college. . . Also participated in Little League and Babe Ruth League programs.

**Personal:** Brooks hails from Boog Powell's hometown. . . Hobbies: fishing and water skiing. . . Single.

### BIRDS' BIGGEST DEAL

In November-December 1954 the Orioles and Yankees engineered a 17 player deal, one of the biggest in baseball history. General Manager Paul Richards sent the following players to New York: pitchers Mike Blyzka, Don Larson and Bob Turley; catcher Darrell Johnson, first baseman Dick Kryhoski, shortstop Billy Hunter, and outfielders Ted del Guericco and Jim Fridley. . . The Birds in turn acquired the contracts of: pitchers Harry Byrd, Jim McDonald and Bill Miller; catchers Hal Smith and Gus Triandos; second baseman Don Leppert, third baseman Kal Segrist, shortstop Willie Miranda and outfielder Gene Woodling.



## MARK MUNDELL COREY

Born: Nov. 3, '55; 6'2"; 205; Bats, R; Throws, R; Position: OF.

**Birthplace/Residence:** Born in Tucumcari, N. Mex.... Grew up in Aurora, Colo. (near Denver)... Moved to Evergreen, Colo. in '76.

**Contract Status:**

**Tenure:** 92 days.

**Signed Originally with:** Baltimore.



YEAR CLUB	AVG.	G	AB	R	H	2B	3B	HR	RBI	BB	SO	SB	CS	HP
1976 Bluefield—1	.400	70	285	62	114	10	8	17	59	25	57	14	8	0
1977 Charlotte	.310	133	490	76	152	26	5	15	76	50	82	10	4	10
1978 Rochester	.324	74	250	47	81	15	3	5	40	32	39	3	0	2
1979 Rochester	.249	92	317	38	79	21	1	10	30	35	68	6	5	3
Baltimore	.154	13	13	1	2	0	0	0	1	0	4	1	0	0
1980 Rochester	.230	82	265	34	61	14	2	3	25	36	49	4	2	3
Baltimore	.278	36	36	7	10	2	0	1	2	5	7	0	1	0
M.L. Totals	.245	49	49	8	12	2	0	2	3	5	11	1	1	0
Pro. Totals	.301	500	1656	265	499	88	19	51	233	183	306	38	20	18

GWRBI '79—Roch 3, Bal 0; '80—Roch 5, Bal 0

\* Led league • Tied for league lead

1—Selected by Baltimore organization in January '76 free agent draft (2nd round, regular phase) Signed on 6/2/76

### THE 1980 SEASON

Mark hit for the lowest average of his professional career (.230), and he was once again bothered by several nagging injuries... He also spent a total of 62 days in two stints with the Orioles, appearing in 36 total games.

**Baltimore:** Mark was first recalled on June 12 after Gary Roenicke suffered a hairline fracture of his left wrist, although he actually replaced Wayne Krenchicki (optioned to Rochester) on the roster.

He joined the club in Seattle and played in nine of the next ten games, including seven starts in left field, and batted .263 (5-for-19)... However, with John Lowenstein, who had missed most of the previous month with a severe hip and shoulder bruise, rounding into shape, Mark's playing time decreased, and from then on, he was used almost exclusively as a defensive replacement and pinch-hitter until he was optioned to Rochester on July 15 to make room for Roenicke.

He did start in left against Kansas City on July 14, the night before his return to Rochester, and enjoyed his best offensive game in the majors, going 2-for-4 with his first big league homer, a two-run shot off Paul Splittorff... Overall in that 22 game stint, he batted .296 (8-for-27).

Mark rejoined the O's on Sep. 5 and appeared in 14 games over the last month... He made one start (in left) and batted .222 (2-for-9)... For the season, he played 19 games in right field, 15 in left, was used six times as a pinch-runner and went 1-for-5 in a pinch-hit role.

**Rochester:** He hit .232 (39-for-168) in 51 games before his recall by Baltimore and .227 (22-for-97) in 31 appearances after his return to the Wings in July... He was hindered over the second half of the season by a pulled thigh muscle and bruised ribs.

**Winter Ball:** He played six games in the Florida Instructional League and then briefly for Ray Miller at Caguas in the Puerto Rican League.

### PREVIOUS CAREER HIGHLIGHTS

**Pro Career:** Despite the past two seasons, Mark has a .301 lifetime average in five pro seasons... He led his league in batting, hits and total bases in each of his first two years... Signed by Ray Poitevint.

**1979:** Mark missed 31 games from July 11 to Aug. 10 with a severe hamstring pull in his left leg and was also sidelined for various periods with a strained knee and pulled back muscle.

He was recalled by the Orioles on Sep. 1 and made his big league debut that night in an odd fashion... With two out in the bottom of the fourth inning, Ken Singleton was ejected for charging Minnesota pitcher Paul Hartzell (who later pitched for O's) after two consecutive tight pitches... Mark inherited Singy's 2-0 count and grounded to second.

He singled off Cleveland's Larry Andersen for his first major league hit on Sep. 28... He went 0-for-3 as a pinch-hitter.

92

**1978:** Mark underwent surgery on Mar. 20, '78, for the removal of torn cartilage in his right knee, which he originally injured while sliding into second at Charlotte in '77.

He played his first game for Rochester on June 2 after six weeks of workouts at Miami's Biscayne College... He batted .394 in his first 29 games but was hindered much of the second half with minor injuries.

**1977:** He led the Southern League in batting (.310), hits (152), and total bases (233)... He was tied for third in rbi (76) and finished in a tie for second in the league's "mvp" balloting... Played in league all-star game against Atlanta Braves.

**1976:** Mark was the Appalachian League's "player of the year"... He hit an even .400 to become just the fourth player in league history (originated in '37) to reach that level... Tony Oliva had been the most recent to do it, in '61.

He set league records for most hits (114) and most total bases (191)... He also led the circuit in runs (62), triples (8), home runs (17), and rbi (59)... He was named Topps' "player of the month" in the Appalachian League for both July and August.

**Amateur Background:** Mark attended Central Arizona J.C. (Coolidge, Ariz., south of Phoenix), hitting .409 in '75 and .430 in '76... Central Arizona won national junior college championship in '76, and Mark was named to all-America team.

He attended Aurora Central High School (suburban Denver), graduating in '74... He batted .489 as a junior and .449 as a senior... Played American Legion and Little League baseball.

**Personal:** Hobbies: fishing and skiing... Single.

## TERRENCE (TERRY) MICHAEL CROWLEY

Born: Feb. 16, '47; 6'0"; 182; Bats, L; Throws, L; Pos.: 1B-OF-DH.

**Birthplace/Residence:** Born and raised in Staten Island, N.Y., but has lived in Baltimore since '70.

**Contract Status:** Signed thru '83... Signed a three year contract in Aug. '78 and a two year extension in Dec. '80.

**Tenure:** Nine years, 90 days.

**Signed Originally with:** Baltimore.



YEAR CLUB	AVG.	G	AB	R	H	2B	3B	HR	RBI	BB	SO	SB	CS	HP
1966 Miami—1	.255	19	51	5	13	1	0	0	3	5	3	0	0	0
1967 Miami	.262	135	497	50	130	24	10	3	49	61	51	21	4	5
1968 Elmira	.271	55	181	19	49	8	1	0	22	26	25	7	2	1
Rochester	.262	75	271	37	71	13	3	8	34	35	54	1	1	0
1969 Rochester	.282	132	475	78	134	24	2	28	83	69	61	11	4	1
Baltimore	.333	7	18	2	6	0	0	0	3	1	4	0	0	0
1970 Baltimore	.257	83	152	25	39	5	0	5	20	35	26	2	0	0
1971 Rochester	.282	78	259	56	73	9	4	19	63	52	40	2	0	1
Baltimore	.174	18	23	2	4	0	0	0	1	3	4	0	0	0
1972 Baltimore	.231	97	247	30	57	10	0	11	29	32	26	0	0	1
1973 Baltimore—2	.206	54	131	16	27	4	0	3	15	16	14	0	0	1
1974 Cincinnati	.240	84	125	11	30	12	0	1	20	10	16	1	0	1
1975 Cincinnati—3	.268	66	71	8	19	6	0	1	11	7	6	0	0	0
1976 Atlanta—4	.000	7	6	0	0	0	0	0	1	0	0	0	0	0
Rochester—5	.261	20	69	4	18	7	0	2	7	9	10	1	1	0
Baltimore	.246	33	61	5	15	1	0	0	5	7	11	0	0	1
1977 Rochester	.308	108	403	69	124	24	2	*30	80	42	29	0	0	2
Baltimore	.364	18	22	3	8	1	0	1	9	1	3	0	0	0
1978 Baltimore	.253	62	95	9	24	2	0	0	12	8	12	0	0	1
1979 Baltimore	.317	61	63	8	20	5	1	1	8	14	13	0	0	1
1980 Baltimore	.288	92	233	33	67	8	0	12	50	29	21	0	0	0
A.L. Totals	.256	525	1045	133	267	36	1	33	152	146	134	2	0	5
N.L. Totals	.243	157	202	19	49	18	0	2	32	17	22	1	0	1
M.L. Totals	.253	682		152	316	54	1	35	184	163	156	3	0	6

1247

GWRBI '79-2, '80-7

\* Led league

1—Selected by Baltimore organization in June '66 free agent draft (11th round, regular phase) Signed on 8/10/66

2—Contract sold to Texas Rangers on 12/6/73 Rangers in turn sold contract to Cincinnati Reds on 3/19/74

3—Acquired by Atlanta Braves from Cincinnati Reds in deal for pitcher Mike Thompson on 4/6/76

4—Released by Braves on 5/6/76 and signed by Rochester as free agent on 5/25/76

5—Contract purchased by Baltimore from Rochester on 6/27/76

93



## TERRENCE (TERRY) MICHAEL CROWLEY

### League Championship Series Record

YEAR CLUB, OPP.	AVG.	G	AB	R	H	2B	3B	HR	RBI	BB	SO	SB	CS	HP
1970 Bal. vs. Min.	.000	2	2	0	0	0	0	0	0	0	0	0	0	0
1975 Cin. vs. Pit.	.000	1	1	0	0	0	0	0	0	0	0	0	0	0
1979 Bal. vs. Cal.	.500	2	2	0	1	0	0	0	1	0	0	0	0	0
L.C.S. Totals	.200	5	5	0	1	0	0	0	1	0	0	0	0	0

### World Series Record

YEAR CLUB, OPP.	AVG.	G	AB	R	H	2B	3B	HR	RBI	BB	SO	SB	CS	HP
1970 Bal. vs. Cin.	.000	1	1	0	0	0	0	0	0	0	0	0	0	0
1975 Cin. vs. Bos.	.500	2	2	0	1	0	0	0	0	0	0	0	0	0
1979 Bal. vs. Pit.	.250	5	4	0	1	1	0	0	2	1	0	0	0	0
W.S. Totals	.286	8	7	0	2	1	0	0	2	1	0	0	0	0

**Career Highs, Game:** (all established with Baltimore) **Runs**—3, twice, Aug. 29, '72 at Min. and Sep. 24, '80 vs. Bos. at Bal; **Hits**—3, 11 times (6 in '80), the latest Sep. 24, '80 vs. Bos. at Bal; **Home Runs**—2, Sep. 24, '80 vs. Bos. at Bal; **RBI**—5, Sep. 24, '80 vs. Bos. at Bal; 4, four times, the latest Aug. 5, '80 vs. Chi. at Bal.

**Hitting Streaks:** 8—Aug. 18 thru 29 '72.

### PINCH-HITTING

**1980:** Terry batted .297 (11-for-37, 1 hr, 6 rbi, 6 bb) as a pinch-hitter and had a .395 on-base percentage (17-for-43).

**Career:** Lifetime, "Crow" has a .274 pinch-hitting average (90-for-329, 3 hr, 49 rbi, 39 bb), and a .351 on-base percentage (129-for-368).

With the Orioles only, he has a career pinch-hit average of .299 (66-for-221, 3 hr, 37 rbi, 30 bb) and an on-base pct. of .382 (96-for-251).

Since returning to the O's (from Rochester, on Aug. 12, '77, he has batted .323 as a ph (42-for-130, 3 hr, 29 rbi, 18 bb) and has reached safely at a .405 (60-for-148) rate.

**Top 10:** With 90 career pinch-hits, Terry is in a 10th place tie with Elmer Valo and Ed Kranepool on the all-time list which is topped by Manny Mota (150). Other actives on that list are Atlanta's Mike Lum (95, 6th-tie) and the O's Jose Morales (94, 8th). See complete list on page 96.

**Pinch-DH:** Last September, Earl Weaver began inserting a pitcher into his announced starting lineup as his dh (when the dh was batting in the middle of the order). The move eliminated the need to commit a legitimate hitter in advance, allowing Earl the flexibility to use a right or lefthanded batter as a pinch-designated hitter at the time of the dh's first at bat.

Terry made 17 appearances as the p-dh for the listed pitcher from Sep. 10 on. In that capacity, he hit .267 (4-for-15, 1 rbi, 2 bb). Those figures are included in his pinch-hitting stats above.

**Pinch Homers:** He has hit three career pinch homers, all in the last four years: Sep. 9, '77 at Baltimore off Cleveland's Larry Anderson, a grand slam; May 27, '79 at Detroit off Jack Billingham, and May 30, '80 at Minnesota off Doug Corbett.

★ ★ ★

### DESIGNATED HITTING

Terry batted .290 in 65 games last year as a dh (60-for-207, 11 hr, 46 rbi, 25 bb). Over the last two seasons he's batted .295 as a dh (69-for-234), but prior to that he had not enjoyed much luck in that role ('76-.244, '77-.143, '78-.179).

Lifetime as a dh, he is batting .266 (90-for-338) in 116 games... He had not hit any homers in his first 51 games as a dh thru '79; then, in '80, hit 11 of them in 65 games.

★ ★ ★

### THE 1980 SEASON

Terry had his best overall year in the majors while setting personal career highs in runs (30), hits (67), homers (12) and rbi (50).

In addition, to his pinch and designated hitting (see above), he appeared in three games at first base when Eddie Murray was injured in mid July. When "Crow" started at first on July 19 & 20, it marked the first time his name had appeared in an opening lineup defensively in the majors since the final day of the '76 season.

**Clutch Hitting:** Terry batted .338 (24-for-71) with runners in scoring position (second only to Lowenstein-.349)... He was tops in advancing runners (.299 pct.) and had the club's highest percentage in driving home runners from second and third with less than two out-.442 (23-for-52).

**Big Days:** He hit his third career grand slam on Aug. 5 at Baltimore off Chicago's Lamarr Hoyt (see list of previous slams on page 9)... Hit two homers in one game for the first time in the majors on Sep. 24 at Baltimore vs. Boston (off Steve Renko and Mike Torrez) and drove in five runs (also a career high)... Tony Perez also had two homers and five rbi that night, but the O's won the game, 12-9.

Drove in the winning run in the late innings three times including May 30 at Minnesota when he homered in the 10th as a pinch-hitter off Doug Corbett to beat the Twins.

**vs. Opponents:** See pages 33-35... Went 5-for-10 in five games vs. Yankees, 5-for-9 in six against Twins... Was most productive against the Red Sox... Had 12 rbi and three homers plus a .357 average (10-for-28) in 11 games.

Lifetime he is hitting .311 vs. Chicago (14-for-45) and .303 (46-for-152) vs. Boston.

### PREVIOUS CAREER HIGHLIGHTS

Terry has spent nearly 13 complete seasons in his 15 year pro career with the Baltimore organization; all except two years with Cincinnati and one month with Atlanta.

**LCS:** In the '79 ALCS, "Crow" went 1-for-2 as a pinch-hitter... He flied out for Dempsey in game one, then singled for Kiko Garcia in the third game, following Al Bumbry's triple, to give the O's a 3-2 lead in the seventh... However, the Angels came back to win it in the ninth.

That was his first hit in three LCS... He was not eligible for either the '69 or '71 ALCS, played in '70 and was eligible, but did not play in '73.

**WS:** "Crow" appeared in five of the seven world series games vs. the Pirates, all as a pinch-hitter. He made a huge contribution to the O's come-from-behind victory at Pittsburgh in game four, driving in the tying and winning runs in the six run seventh inning that overcame a 6-3 Pittsburgh lead.

He batted for Skaggs in that situation with the bases loaded (and the O's down by one) and pulled a two-run double into the right field corner off Kent Tekulve who had given up an identical blow to John Lowenstein, also a pinch-hitter, two batters earlier.

Terry's only previous world series hit was a bizarre one for the Reds in '75 against the Red Sox... In game six (the one that belongs to Carlton Fisk) he hit a bouncer to Rick Burleson who held the ball until Denny Doyle could cover second. By the time Doyle arrived it was too late to throw and Crowley was credited with a single.

He was 0-for-1 in the '70 world series for O's, but was not eligible in either '69 or '71.

**1979:** Batted .275 (11-for-40) as a pinch-hitter and in 15 games as a dh hit .333 (9-for-27)... He appeared in only two games defensively, both at first base. His only home run, on May 27 at Detroit, was his first since '77 when he hit 31 (30 for Rochester and one for O's).

**1978:** He batted .342 (13-for-38) as a pinch-hitter, but only .174 in 17 games as a dh (10-for-57)... Played two games in left field and one at first base.

**1977:** Terry led the International League in homers (30), despite the fact he was called up to Baltimore on Aug. 12... He finished second in I.L. "mvp" vote to Pawtucket's Ted Cox, and was picked to league all-star team.

After coming back to Baltimore, he went 7-for-15 (.467) as a pinch-hitter with nine rbi.

**Orioles, '69-'73:** He was called up for the first time Sep. 2, '69, and became the O's number one pinch-hitter in '70 (.291, 9-for-31)... He was the only rookie to start the '70 season with the Birds.

After a poor spring training in '71, he was sent back to Rochester... Was recalled in mid-season as a substitute for the injured Tom Shopay and remained with the O's for six weeks before returning to Rochester. Came back up again in September.

Has his best year, to that point, in '72, hitting 11 home runs in 97 games (a major league high for hrs until '80).

In '73, the first year of the dh rule, he sometimes platooned with Tommy Davis in that spot... Also played some first base and outfield... Hit a home run in his final at bat as an Oriole on Sep. 29, '73 off Cleveland's Tom Timmerman.

**Cincinnati, '74-'75:** The Reds purchased his contract from the Rangers in Mar. '74, three months after the O's had sold his pact to Texas... Terry was the Red's principal pinch-hitter for two years... He hit .208 (11-for-53) in '74 and .265 (13-for-49) in '75 as a pinch swinger.

Defensively, he played in 29 games in '74 and eight games in '75.



## TERRENCE (TERRY) MICHAEL CROWLEY

Atlanta/Return to O's, '76: See notation under career statistics.

**Amateur Background:** "Crow" was scouted and signed for the O's by Frank McGowan, Walter Shannon and the late Joe Torre, Sr.... He enjoyed an outstanding baseball career at Curtis High School on Staten Island, and later played baseball at Long Island University where he hit .402 as a sophomore.

He is one of several first basemen to have made it to the majors from New York City: Lou Gehrig, Frank and Joe Torre, Joe Pepitone, Mike Fiore, Ed Kranepool, and Curt Blefary (born in Brooklyn) are among the others.

**Personal:** Terry and his wife, the former Janet Boyle, have four children: Karlen (1/19/64), Terry, Jr. (1/2/68), Jimmy (10/16/69) and Karen (8/29/76). "Crow" is a starter on the O's highly successful off-season basketball team.

### TERRY CROWLEY CAREER PINCH-HITTING RECORD

	Pct.	AB	H	HR	RBI	BB
1969 Baltimore	.000	2	0	0	0	5
1970 Baltimore	.290	31	9	0	1	3
1971 Baltimore	.444	9	4	0	2	1
1972 Baltimore	.211	19	4	0	1	1
1973 Baltimore	.214	14	3	0	7	3
1974 Cincinnati	.208	53	11	0	4	6
1975 Cincinnati	.265	49	13	0	1	0
1976 Atlanta	.000	6	0	0	1	0
1976 Baltimore	.250	16	4	0	2	2
1977 Baltimore	.467	15	7	1	9	1
1978 Baltimore	.342	38	13	0	8	2
1979 Baltimore	.275	40	11	1	6	9
1980 Baltimore	.297	37	11	1	6	6
Totals	.274	329	90	3	49	39

### MAJOR LEAGUE PINCH-HIT LEADERS

1. Manny Mota.....150	6. Vic Davalillo.....95
2. Smoky Burgess.....144	8. JOSE MORALES.....94
3. Jerry Lynch.....116	9. Dave Philley.....93
4. Red Lucas.....114	10. TERRY CROWLEY.....90
5. Gates Brown.....108	10. Elmer Valo.....90
6. MIKE LUM.....95	10. Ed Kranepool.....90

## RICHARD (RICH) FREMONT DAUER


Born: July 27, '52; 6'0"; 180; Bats, R; Throws, R; Position: 2B-3B.

**Birthplace/Residence:** Born and raised in San Bernardino, Cal. area... Now lives in Cockeysville, Baltimore County.

**Contract Status:** Signed five-year contract (with option for a sixth year) extending thru '85 season on Dec. 20, '80.

**Tenure:** Four years, 25 days.

**Signed Originally with:** Baltimore.



YEAR CLUB	AVG.	G	AB	R	H	2B	3B	HR	RBI	BB	SO	SB	CS	HP
1974 Asheville-1	.328	53	180	30	59	7	0	11	35	13	18	0	0	0
1975 Rochester	.170	18	47	2	8	1	0	0	0	3	3	0	1	0
Asheville	.251	106	374	51	94	13	0	6	44	51	24	5	3	0
1976 Rochester	.336	132	*524	84	*176	26	3	11	78	46	38	2	5	3
Baltimore	.103	11	39	0	4	0	0	0	3	1	3	0	0	1
1977 Baltimore	.243	96	304	38	74	15	1	5	25	20	28	1	0	2
1978 Baltimore	.264	133	459	57	121	23	0	6	46	26	22	0	4	0
1979 Baltimore	.257	142	479	63	123	20	0	9	61	36	36	0	1	1
1980 Baltimore	.284	152	557	71	158	32	0	2	63	46	19	3	2	3
M.L. Totals		261	534	229	480	90	1	22	198	129	108	4	7	7
														1838

GWRBI '79-14, '80-6

\* Led league

1—Selected by Baltimore organization in June '74 free agent draft (1st round, regular phase) Signed on 6/20/74

### League Championship Series Record

YEAR CLUB, OPP.	AVG.	G	AB	R	H	2B	3B	HR	RBI	BB	SO	SB	CS	HP
1979 Bal. vs. Cal.	.182	4	11	0	2	0	0	0	0	0	1	0	0	0

### World Series Record

YEAR CLUB, OPP.	AVG.	G	AB	R	H	2B	3B	HR	RBI	BB	SO	SB	CS	HP
1979 Bal. vs. Pit.	.294	6	17	2	5	1	0	1	1	0	1	0	0	0

**Career Highs, Game:** Runs—3, eight times, the latest June 30, '80 at Tor; Hits—5, June 2, '80 vs. Mil. at Bal. (ties club record); 4, eight times, the latest Aug. 28, '80 vs. Cal. at Bal; **Home Runs**—1, 22 times; **RBI**—4, May 31, '80 at Min; 3, four times, the latest Sep. 26, '79 vs. Det. at Bal.

**Hitting Streaks:** 11—twice, July 18 thru 29, '78 and July 26 thru Aug. 9, '80.

### '80 SEASON AND MAJOR LEAGUE CAREER

**'80 Summary:** Rich enjoyed the best of his four big league seasons in '80, in virtually every respect. Despite his traditionally slow start in April, he set career highs in average (.284), games (152), runs (71), hits (158), doubles (32), rbi (63) and walks (46).

He led the majors in strikeout "in-frequency" and ranked among club leaders in batting with men in scoring position... He finished second among the league's second basemen in fielding percentage, and didn't make an error at that position in his last 68 games.

Though his home run production was down (from a '79 high of 9 to 2 in '80), his improved bat control and ability to "hit to the opposite field" probably accounted for his increased productivity with men on second and third, and certainly contributed to his low strikeout total.

**April:** Rich batted only .148 (8-for-54) last April, but that was no surprise. In his first two Aprils with the O's, he went 0-for-22 ('77) and 3-for-28 ('78). Then, in '79, he went 2-for-27 thru eight games (including an 0-for-21 stretch) before rallying sharply, and finishing that first month with a .324 average (24-for-74). Lifetime, Rich is batting .197 (35-for-178) in April.

**Rebound:** With April behind him, Rich batted .298 (150-for-503) in 135 games the rest of the way... He finally achieved the .200 level permanently on May 20 after 31 games... His hottest sustained stretch occurred during the months of August and September during which he batted .329 (74-for-225) over a spread of 57 games, and raised his average to a season high of .289 on Sep. 30 (up from .260 on July 31).

**By Month:** Apr.—.148 (8-for-54)... May—.321 (26-for-81)... June—.278 (28-for-88)... July—.219 (21-for-96)... Aug.—.352 (38-for-108)... Sep.—.308 (36-for-117)... Oct.—.077 (1-for-13).

**Strikeouts:** Rich's ratio of strikeouts to plate appearances was the best in the league. He struck out just 19 times in 618 plate appearances (557 ab, 46 bb, 6 sh, 6 sf, 3 hb)... That comes out to once every 32½ times up, once every eight games, or less than once a week. The Cub's Bill Buckner with 18 strikeouts in 614 appearances had a slightly better rate (i.e., 1/every 34 appearances).

For comparison sake, the Brewers' Gorman Thomas, at the other end of the scale, struck out once every four trips or slightly more than once per game (697 appearances, 170 strikeouts).

Dauer has always been difficult to strike out as his career figures will attest: 2007 appearances, 534 games... 1/every 18½ appearances or 1/every 5 games. To the best of our knowledge, the two other active players with even better strikeout ratios lifetime are Buckner (1/every 23½ trips, 1/every 6 games) and former Oriole Bob Bailor, late of the Blue Jays and now with the Mets (1/every 19 trips, 1/every 5 games)... George Brett has struck out once every 17½ times up in the majors.

**Scoring Position:** Rich's .336 average (69-for-146) with men in scoring position was tops among O's regulars in '80... He was also the most efficient every day player on the club in scoring runners from 2nd and 3rd (drove in 58 of 184 for .315 pct.).

**vs. Opponents:** See '80 lifetime individual stats vs. each opponent on pages 33-35... Batted over .300 against seven opponents and did his best hitting vs. California-.353 (18-for-51)... Lifetime, he has .300 + averages against Chicago-.310 (44-for-142) and Oakland-.325 (38-for-1117).

**Odds and Ends:** Hit his first home run in his 104th game of the year, vs. Yankees at home on Aug. 14 off Ron Davis... His second was at the expense of Dennis Eckersley at Boston Oct. 1.

**Fielding:** Rich played 137 games at second and 35 games at third base in '80... His .991 percentage at second (320 po, 368 a, 6 e, 694 tc) would normally lead the league. However, the Twins' Rob Wilfong



## RICHARD (RICH) FREMONT DAUER

.9948 (238 po, 337 a, 3 e, 578 tc) set an A.L. record for 100 or more games (note: Bobby Grich still holds the record for 150 or more games, .9947, set in '73 with the O's).

At third, Rich's percentage was .970 (14 po, 50 a, 2 e, 66 tc).

**Errorless String '80:** After a throwing error at Chicago on July 11, he played 68 consecutive errorless games at second thru the end of the season... In that stretch, Rich handled a total of 360 chances flawlessly (173 po, 187 a).

**Fielding Records '78:** Rich is no stranger to such streaks at the keystone. He holds two major league records as the result of an errorless string in '78.

Until he threw a ball away in the next to the last game of '78, he hadn't made an error at second base all season... During that streak he played 86 straight games and handled 424 chances without a miscue.

That effort erased the marks of Ken Boswell, Mets (85 errorless games in '70) and of the late Ken Hubbs, Cubs (418 errorless chances in '62)... Ironically, Hubbs, killed in the crash of a plane he was piloting in Feb. '64, was from Rich's home town (Colton, Cal.).

Rich also broke the A.L. records in those categories, formerly held by Bobby Doerr, Red Sox (73 games and 414 chances, both in '48).

Strangely, Dauer who fielded .998 that year didn't qualify for the percentage title because he played too few games at second (87 played, 108 required).

He had played one errorless game at the end of '77, but his "more than one season" streaks of 87 and 433 fell short of the major league records held respectively by Cincinnati's Joe Morgan-91 ('77-'78) and Baltimore's Jerry Adair-458 ('64-'65)... He also came close to Adair's two year A.L. record 89 game errorless string.

**.988 Lifetime:** Since he broke into the majors in late '76, Rich has compiled a .988 percentage at second base (420 games, 927 po, 1102 a, 24 e, 2053 tc).

Though he still has a long way to go, the major league lifetime records for second basemen are .984 for both (1) 10 or more years, by Nellie Fox, and (2) 1000 or more games, by Jerry Lumpe.

**Third Base:** He has played 140 games at third and, though that has not been his primary position in the majors, Rich already ranks fourth in games played at third by an Oriole behind Brooks (2871), Doug DeCinces (692) and George Kell (195). His career figures at third are: .954, 67 po, 247 a, 15 e, 329 tc.

## MAJOR LEAGUE CAREER HIGHLIGHTS BY YEAR

**1979:** Tied Eddie Murray for club lead in gwrbi (14), fourth highest total in the A.L.... Drew four of his 36 walks in one game, vs. Oakland on May 8 at Baltimore. Was batting .289 on July 30.

**1978:** Became a full-time regular on June 12, first as a third base substitute for the injured DeCinces, then when Doug returned, as the club's first string second baseman.

**1976-'77:** Came up to the O's first in Sep., '76 and went 4-for-39 in 11 games... Then, in '77, started as O's regular second baseman, but went 0-for-26 until May 13 and was only 1-for-41 (.024) thru May 31... To that point, his career average in the majors was .063 (5-for-80).

He also had an 0-for-25 string at Memorial Stadium (including 0-for-5 in late '76) before getting his first hit, at home, on June 11, '77 (off Chicago's Ken Brett).

After the 0-for-41 start, Rich batted .278 (73-for-263)... He recorded his first big league hit in his first at bat, on Sep. 11, '76, a single off the Brewers' Jim Colborn at Milwaukee.

## MINOR LEAGUE CAREER

Rich spent only three seasons in the minors after jumping directly from the U.S.C. campus to the AA Southern League in '74.

When the O's picked him first in June '74, it was the fourth time he had been selected in the free agent draft... Oakland (twice) and Cleveland had tapped him earlier (before he went to U.S.C.).

**Rochester '76:** He won the International league batting title by hitting safely in his last two regular seasons at bats with an average of .33588, just beating out Charleston's Miguel Dilone who hit .33578.

Rich was co-mvp in the I.L. with shortstop Mickey Klutts of Syracuse and Toledo first baseman Joe Lis... He was also picked to the league all star team by vote of fellow players and led the loop in hits (176).

98

He teamed with Kiko Garcia to provide Wings with top keystone combination and led I.L. second basemen in fielding percentage.

**1974-'75:** He hit .328 in his rookie pro season as a third baseman at Asheville, but broke his left ankle in July after 53 games and was sidelined for the rest of the season.

Rich started '75 at Rochester, but was sent back to Asheville in early May after batting only .170 in 18 games.

## AMATEUR BACKGROUND

He played two years at San Bernardino Valley College then transferred to Southern Cal.

**U.S.C.:** Rich played on two national championship teams ('73 & '74) at U.S.C. (they were fourth and fifth straight for Coach Rod Dedeaux' Trojans)... While he was there, Rich played with Roy Smalley, Fred Lynn, Steve Kemp and Pete Redfern... Senior year, he was a first team all-American and set NCAA one-season records in hits (108), rbi (92) and total bases (181).

He also established U.S.C. standards for homers (15), doubles (24) and runs (70), and his rbi total shattered the old school record of 67 set by Ron Fairly. Rich was selected to the '74 College World Series all-tournament team.

**Colton High:** He played baseball and football at Colton... He also participated in American Legion and Little, Pony and Colt League programs.

## PERSONAL

Rich and his wife, the former Chris King of San Bernardino, were married Feb. 1, '75... The Dauers own a home in Cockeysville, north of Baltimore... During the off-seasons, he plays a lot of racquetball and represents the ballclub as an after dinner speaker.

## DOUGLAS (DOUG) VERNON DeCINCES

Born: Aug. 29, '50; 6'2"; 195; Bats, R; Throws, R; Pos.: 3B-2B.

**Birthplace/Residence:** Born in Burbank, Cal.... Grew up in Northridge, Cal.... Now lives in Baltimore year round.

**Contract Status:** Signed a three year contract in May '80 extending thru '83 season.

**Tenure:** Six years, 40 days.

**Signed Originally with:** Baltimore.

**Pronounced:** Duh-SIN-say.

YEAR CLUB	AVG.	G	AB	R	H	2B	3B	HR	RBI	BB	SO	SB	CS	HP
1970 Bluefield-1	.293	54	164	28	48	10	0	4	27	21	38	8	1	0
Dallas-Ft. W.	.171	11	35	3	6	1	0	0	2	2	6	1	0	0
1971 Dallas-Ft. W.	.260	78	235	29	61	10	1	5	29	31	47	6	2	1
1972 Asheville	.263	123	396	71	104	23	7	10	60	62	82	9	3	4
1973 Rochester	.267	131	438	79	117	25	3	19	79	82	100	5	4	7
Baltimore	.111	10	18	2	2	0	0	0	3	1	5	0	0	0
1974 Rochester	.282	132	444	70	125	17	4	11	66	77	74	8	3	7
Baltimore	.000	1	1	0	0	0	0	0	0	0	0	0	0	0
1975 Baltimore	.251	61	167	20	42	6	3	4	23	13	32	0	1	1
1976 Baltimore	.234	129	440	36	103	17	2	11	42	29	68	8	4	2
1977 Baltimore	.259	150	522	63	135	28	3	19	69	64	86	8	8	2
1978 Baltimore	.286	142	511	72	146	37	1	28	80	47	82	8	7	2
1979 Baltimore	.230	120	422	67	97	27	1	16	61	54	68	5	3	3
1980 Baltimore	.249	145	489	64	122	23	2	16	64	49	83	11	6	3
M.L. Totals	.252	758		324	647	12	94	342	257	424	40	29	13	

GWRBI: '79-3, '80-11

1—Selected by Baltimore organization in January '70 free agent draft (3rd round, secondary phase) Signed on 5/10/70

## League Championship Series Record

YEAR CLUB, OPP.	AVG.	G	AB	R	H	2B	3B	HR	RBI	BB	SO	SB	CS	HP
1979 Bal. vs. Cal.	.308	4	13	4	4	1	0	0	3	1	1	0	0	0


## World Series Record

YEAR CLUB, OPP.	AVG.	G	AB	R	H	2B	3B	HR	RBI	BB	SO	SB	CS	HP
1979 Bal. vs. Pit.	.200	7	25	2	5	0	0	1	3	5	5	1	0	0

**Career Highs, Game:** Runs—3, five times, the latest Sep. 16, '79 vs. Bos. at Bal; Hits—4, May 4, '75 (second game) at Cle; Home Runs—2, five times, the latest Sep. 6, '79 vs. Tor. at Bal; RBI—5, twice, Aug. 15, '75 (second game) vs. Tex. at Bal. and July 25, '78 at Min; 4, four times, the latest Sep. 13, '79 at Tor.

**Hitting Streaks:** 22 (over two seasons)—Sep. 8, '78 thru Apr. 6, '79 (club record); 21 (one season)—Sep. 8 thru Oct. 1, '78 (club record).

99





## DOUGLAS (DOUG) VERNON DeCINCES

### THE 1980 SEASON

Though he missed only 17 games because of injury, Doug was again hampered with recurring problems in his lower back and thighs.

However, he played in 145 games, led A.L. third basemen in three defensive categories for the second time (see "Fielding" below), and ranked third on the club in home runs (16), rbi (64) and gwrbi (11). He also stole a career high 11 bases, including a steal of home on Sep. 23 vs. Boston.

He batted .287 (35-for-122) over his last 34 games to raise his average from .237 on Aug. 30 to a final .249.

**Odds & Ends:** Produced a "sudden death" victory on Sep. 19 vs. Toronto with a 12th inning homer off former Oriole Mike Willis. . . It was the 14th time he had driven in a late-inning winning run (coming from behind or a tie) in the last four years.

Drove in 16 runs in his first 21 games thru May 6. . . Hit only one home run in 49 games from May 2 thru June 28, and none in 31 games, starting May 21, until connecting off Balor Moore on June 30 at Toronto.

### '80 AND CAREER HIGHLIGHTS

**Home Runs:** Has averaged 20 homers over the last four years. . . With 79 home runs in four seasons, Doug ranks third among A.L. third basemen in that period. Only Greg Nettles (100) and Butch Hobson (86) have hit more. . . George Brett has 78 in that four year span.

**Batting/RBI Streaks:** When Doug singled home a run on opening day, '79, he set a club record for longest hitting streak by an Oriole (over two years). . . He had already established the one season mark in '78 by hitting safely in the last 21 games of the season (old record, 20, held jointly by Bob Nieman and Dave Johnson).

That rbi single on opening day, '79 also gave him a string of 11 straight games driving in at least one run (two seasons). Both streaks ended the next day.

**Fielding:** In '80 Doug made eight errors in his first 27 games (110 chances), then committed only 11 more in his final 115 games (369 chances).

**League Leader:** Last year for the second time in his career, Doug led all A.L. third basemen in chances (479), double plays (41) and assists (340, tied with Twins' John Castino). . . In '77, he also topped the league in chances (474), double plays (34) and assists (330).

**Errorless Streak:** In '78 he made only one error in his last 72 games (225 chances) and none at all in his last 28 games (91 chances).

**Triple Plays:** He has started two triple plays. On Sep. 9, '78, he went around the horn on a Rick Cerone ground ball, and, on June 10, '79, turned another, starting with a Buddy Bell liner. . . For more details, see page 15.

**3rd Base/Brooks:** Doug has now played 692 games at third for the O's. Only Brooks Robinson has played more (2871) and George Kell ranks third (195).

Doug spelled Brooks frequently at third base in '75 (34 games), but it wasn't until May 17, '76 that he first became a regular at that position. In June-July of that year, Brooks started 14 of 18 games in one stretch, but after that, until Brooks retired after the 1977 season, Doug was the starter with few exceptions.

**Other Positions:** For the last two years, Doug has played exclusively at third base. Prior to '79, he had played all four infield positions in '75 & '76; first, second and third in '77; and second and third in '78.

In '78 he was part of a short lived early season experiment in which Eddie Murray started at third and Doug at second, beginning opening day. The experiment lasted only three games.

**Injuries:** For the past two years Doug has been dogged by a condition described by club physicians as "the degeneration of the facets in the lower lumbar spine". The "facets" are the little prongs on the back of the vertebrae.

It was suggested that a fusion operation might correct the problem, but, after considerable thought, and a relatively problem free-stretch toward the end of the '80 season, Doug decided against an operation last winter.

His first serious encounter with the condition occurred in Oakland during pre-game practice on Apr. 27, '79 when he tore a muscle in the lower back. That injury put him in the hospital for 11 days (including four days in traction), and kept him out of action for 5½ weeks (until June 5)

during which he missed 33 games. . . He missed 17 more games in '80 with related injuries, and was less than 100% on other occasions.

In '78, from spring training into June, he was afflicted by a series of ailments including a broken nose (his fourth lifetime, and second in two years) a severe viral infection, and a backache.

**vs. Opponents:** See pages 33-35 for complete stats vs. each opponent, '80 and lifetime. . . Doug hit over .300 against five clubs last year, but enjoyed his best success against the White Sox. In 11 games vs. Chicago, he batted .333 (13-for-39), hit three homers and drove in 10 runs.

His best lifetime average is .313 (63-for-201) vs. the Twins. . . He has 14 homers and 43 rbi vs. Detroit, both career highs against a single opponent.

**ALCS:** He made a pennant-winning play in the fifth inning of game four. . . The O's were up 3-0, but the Angels had the bases loaded and only one out when Jim Anderson hit a scorching drive down the third base line.

Doug stopped what could have been a game-tying double with a dive to his left, hooked the bag with his foot for the force out (on Bobby Grich at third), then got up and threw out Anderson to end the inning. . . The O's broke the game open with five in the seventh, and Scott McGregor held the Angels in check the rest of the way.

In game one, his sac fly in the fourth off Nolan Ryan gave the O's a 3-2 lead, and it was Doug who scored the winning run on John Lowenstein's homer after he had singled to lead off the 10th inning.

He hit another sac fly in game three and contributed a double and single in four trips in the final game.

Defensively, he handled all 11 chances that came his way.

**WS:** In game one Doug became the 15th player in series history to hit a home run in his first world series at bat just as his predecessor, Brooks Robinson, had done 13 years earlier. Ironically, Brooks had thrown out the first ball that night and Doug was the one to whom he threw it.

In the sixth Doug muffed two grounders (that led to two unearned runs) to tie the record set back in 1910 by the Cubs' Harry Steinfieldt (of Tinker to Evers to Chance fame). There were a total of six errors made that wet night (three by each club) with the temperature at 41 degrees.

In the seven games Doug had 31 chances (7 putouts and 21 assists) including three errors. . . There were only two stolen bases in the series, both by the O's, one by Doug (in game four) and the other by Murray.

**First:** Doug made his big league debut on Sep. 9, '73 at Cleveland. . . His first big league hit was a 10th inning game-winner vs. Milwaukee's Ed Sprague on Sep. 13, '73 at Baltimore. . . He hit his first big league homer off Tom Buskey at Cleveland on May 4, '75.

★ ★ ★

**1979:** Doug struggled all year at the plate as attested by a 56 point drop in his average from .286 in '78 to .230 in '79. He was out for 5½ weeks at one point with a back injury. See "Injuries" above.

**Big Moment:** However, most Orioles fans will remember Doug's '79 season for his game-winning "sudden death" home run against Detroit on Friday, June 22. Somehow, that blast seemed to signal, in the public eye, that this was indeed the year of the Orioles.

The O's trailed in the 9th, 5-2, when Ken Singleton hit a solo homer with one out. Moments later, with two down and Eddie Murray aboard, Doug homered into the leftfield stands off Dan Tobik to give the Birds an instant 6-5 win before a happy crowd of 35,456. In the very next game, the following night, Murray also hit a "sudden death" home run.

Doug also enjoyed some memorable moments in both the ALCS and WS that fall.

**Odds & Ends:** He hit his fourth career home run off Ron Guidry on Apr. 10. That was twice as many as anybody else ever hit off the Yankee lefty thru '79. He went homerless in 35 straight games from July 7 until Aug. 17.

**1978:** A torrid finish constructed over the last three months produced Doug's best season and gave him the club leadership in home runs (28), doubles (37) and slugging percentage (.526). . . He finished second to Ken Singleton in batting (.286 to .293).

**Slow Start:** On June 30, he was batting only .266 (43-for-190) in 57 games with only 13 rbi, and he'd already made 12 errors.

**Incredible Finish:** His resurgence began July 1 and continued over his last 85 games. In that period, he drove in 67 runs, hit 21 homers and 27 doubles plus a triple, batted .321 (103-for-321), and had a .607 slugging average (195 bases in 321 at bats).



## DOUGLAS (DOUG) VERNON DeCINCES

His fielding improvement was equally dramatic... He had a total of 12 errors thru June 30, then made only two more in the remaining 85 games, one in his last 72 games and none in his last 28 (see "Fielding" above).

**July:** Doug was voted the A.L. "player of the month" award for July during which he hit .336 (38-for-116), hit 12 doubles, a triple and 10 homers, and drove in 31 runs in 28 games... His rbi output for the month tied a club record shared by Jim Gentile (May '61) and Boog Powell (June '66 and July '69).

★ ★ ★

**Minor Leagues:** He reached the majors after two good years at Rochester ('73-'74)... He was picked to the International League all-star team in both seasons.

**Amateur Background:** Doug is now beginning his 12th pro season, all with the Baltimore organization, since he was signed by Al Kubski and Ray Poitevint on May 10, '70... He had been drafted once earlier by the San Diego Padres but had chosen not to sign at that time.

He played baseball and basketball at Monroe High in Sepulveda (graduated '68), and later was an all state junior college all star at Pierce J.C. in Woodland Hills, Cal... Played in American Legion and Little, Pony and Colt League programs.

★ ★ ★

**Personal:** Doug has been active in recent years with the Kidney Foundation fund-raising programs (honorary chairman) and with the Special Olympics (for retarded children). He has also hosted many nights at the ballpark for under-privileged and handicapped groups over the past four years.

He and his wife, Kristi, were married Jan. 9, '71, and have two children: Timothy (4/26/74) and Amy Catherine (11/4/79)... Of French-Italian descent... Spent four years in California Air National Guard.

In past off-seasons, Doug has returned to California where he worked as a vice-president of the C.T. DeCinces Construction Company, owned by his father... Last winter, however, he became one of the growing number of Orioles making their off-season residences in the Baltimore area where 18 (uniformed) Orioles, including Doug, now own homes.

## JOHN RIKARD (RICK) DEMPSEY

**Born:** Sep. 13, '49; 6'0"; 184; Bats, R; Throws, R; Position: C.

**Birthplace/Residence:** Born in Fayetteville, Tenn... Grew up and still lives in Southern Cal... Now lives in Agoura, Cal.

**Contract Status:** Signed five year contract in Sep. '78 extending thru '83 season.

**Tenure:** Eight years, 13 days.

**Signed Originally with:** Minnesota.



YEAR CLUB	AVG.	G	AB	R	H	2B	3B	HR	RBI	BB	SO	SB	CS	HP
1967 Sarasota-1	.206	40	102	9	21	4	3	0	9	7	12	1	2	0
1968 Wisc. Rapids	.229	11	35	12	8	2	0	1	6	1	7	0	0	0
Auburn	.293	73	270	48	79	10	7	7	61	23	39	3	0	1
1969 Wisc. Rapids	.364	50	151	35	55	11	2	6	31	25	12	7	1	1
Minnesota	.500	5	6	1	3	1	0	0	0	1	0	0	0	0
1970 Charlotte	.245	105	351	28	86	20	6	4	42	35	66	4	1	1
Minnesota	.000	5	7	1	0	0	0	0	0	1	0	0	0	0
1971 Charlotte	.243	105	338	39	82	15	2	8	47	42	28	3	1	1
Minnesota	.308	6	13	2	4	1	0	0	0	6	8	0	0	0
1972 Minnesota	.200	25	40	0	8	1	0	0	3	18	12	27	2	1
Tacoma-2	.236	48	161	13	38	6	2	6	47	55	43	11	4	1
1973 Syracuse	.248	122	387	53	96	14	4	6	47	55	43	11	4	1
New York (AL)	.182	6	11	0	2	0	0	0	0	1	3	0	0	0
1974 New York (AL)	.239	43	109	12	26	3	0	2	12	8	7	1	0	0
1975 New York (AL)	.262	71	145	18	38	8	0	1	11	21	15	0	0	0
1976 N.Y.-Balto.-3	.194	80	216	12	42	2	0	0	12	18	21	1	1	2
1977 Baltimore	.226	91	270	27	61	7	4	3	34	34	34	2	3	2
1978 Baltimore	.259	136	441	41	114	25	0	6	32	48	54	7	3	0
1979 Baltimore	.239	124	368	48	88	23	0	6	41	38	37	0	1	0
1980 Baltimore	.262	119	362	51	95	26	3	9	40	36	45	3	1	3
<b>M.L. Totals</b>		<b>242</b>	<b>711</b>		<b>213</b>	<b>481</b>	<b>97</b>	<b>7</b>	<b>27</b>	<b>182</b>	<b>213</b>	<b>225</b>	<b>14</b>	<b>9</b>

GWRB: '79-3, '80-2

1—Selected by Minnesota organization in June '67 free agent draft (12th round, regular phase) Signed on 6/6/67

102

2—Acquired by New York Yankees from Minnesota Twins in deal for outfielder Danny Walton on 10/27/72 Assigned to Syracuse

3—Acquired by Baltimore Orioles from New York Yankees with pitchers Rudy May, Tippy Martinez, Dave Pagan and Scott McGregor (assigned from Syracuse to Rochester) in deal for pitchers Ken Holtzman, Doyle Alexander and Grant Jackson and catcher Elrod Hendricks on 6/15/76 At same time pitcher Jimmy Freeman was assigned outright from Rochester to Syracuse

### League Championship Series Record

YEAR CLUB, OPP.	AVG.	G	AB	R	H	2B	3B	HR	RBI	BB	SO	SB	CS	HP
1979 Bal. vs. Cal.	.400	3	10	3	4	2	0	0	2	1	0	1	0	0

### World Series Record

YEAR CLUB, OPP.	AVG.	G	AB	R	H	2B	3B	HR	RBI	BB	SO	SB	CS	HP
1979 Bal. vs. Pit.	.286	7	21	3	6	2	0	0	0	1	3	0	0	0

**Career Highs, Game:** (all established with Baltimore) **Runs**—3, three times, the latest June 8, '80 at Cal; **Hits**—4, twice, June 2 and Aug. 15, '78, both at Sea; **Home Runs**—2, Apr. 29, '80 vs. N.Y. at Bal; **RBI**—5, July 16, '80 at Mil; 4, Sep. 9 '79 at Bos.

**Hitting Streaks:** 9—July 1 thru 16, '80.

### THE 1980 SEASON

Rick was batting only .229 at the end of June, but from July 1 to the end of the year, he hit .292 (56-for-192) over 66 games to match his best previous big league average (.262 in '75 with Yankees)... He set personal highs in home runs (9), doubles (26) and runs (51).

From July 1 thru Sep. 10, a period of 10 weeks, he batted .317 (46-for-145) in 46 games, and was batting .270 for the year (a late season high) at the end of that hot stretch.

Defensively, he compiled a .987 average (only 8 e in 593 tc) with only five passed balls... '80 was his 14th pro season... He's spent at least part of 12 of those years in the A.L.

**Productive Catching Combo:** The O's catching combination of Dempsey and Dan Graham contributed 93 rbi (while catching only) to the Birds' offense last year. Only once before have Baltimore catchers exceeded that total... That was in '73 when the trio of Earl Williams (65), Andy Etchebarren (23) and Ellie Hendricks (15) totaled 103.

Dempsey and Graham (with one assist from Dave Skaggs before he went to California) amassed 90 assists from behind the plate to tie the Rangers for the league lead.

**Batting by Month:** Apr.-.236 (13-for-55)... May-.300 (18-for-60)... June-.145 (8-for-55)... July-.321 (17-for-53)... Aug.-.315 (23-for-73)... Sep./Oct.-.242 (16-for-66).

**Odds and Ends:** Picked Toronto rookie Lloyd Moseby off second base for the final out of the game on Sep. 21 to preserve a 2-1 win for Mike Flanagan... Drove in five runs on July 16 at Milwaukee with a two-run double and three-run homer, both off Mike Caldwell, to help Steve Stone to a 10-4 win... He went 5-for-8 with two homers and six rbi against Caldwell in '80.

Hit two home runs in a game for the first time in his career, against the Yankees at Baltimore Apr. 29 (off Luis Tiant and Rudy May)... Played six games in the outfield and two games at first.

### '80 AND ORIOLES CAREER

**Catching:** Rick caught in 112 games and has now logged 520 games lifetime behind the plate for the Orioles since joining the club in mid-'76... Only Gus Triandos-784, Andy Etchebarren-715 and Ellie Hendricks-560 have caught more for the Birds.

**Throwing:** Rick threw out 34 of 81 runners attempting to steal in '80 (.420), well above the league average against the stolen base (.348).

Since joining the O's, Rick has nailed 180 of 388 stealers for a .464 average. He nipped 21 of 44 (.477) in '76; 36 of 64 (.563) in '77; 48 of 109 (.440) in '78, and 41 of 90 (.456) in '79.

He threw out four Angels in one game on May 12, '77 at Anaheim (Bobby Grich, Gil Flores, Jerry Remy and Don Baylor) and has tossed out three stealers in a game on six other occasions for the O's.

On June 1, '77, Rick tied a major league record for catchers by participating in three double plays (all were strikeouts with a throw to Mark Belanger to nail a runner trying to steal)... In '78, he threw out 8 of 15 K.C. runners (.533)... That season the Royals succeeded in 216 of 300 tries which means their opponents cut them down only 28% of the time.

In the '79 world series he was credited with two caught stealings in two attempts both in game two (Bill Madlock and Matt Alexander)... After that, only one Pirate tried to run (Madlock, game four) and Skaggs threw him out. In the championship series Rod Carew was the only Angel who ran on Dempsey, and Rick nailed him (game one).

103



## JOHN RIKARD (RICK) DEMPSEY

**vs. Opponents:** See pages 33-35 for stats on hitting vs. opponents '80 and lifetime... Rick's .329 (47-for-143) lifetime average against the Twins, the club that originally signed him, is his highest vs. a single opponent... Last year, he batted .417 off Minnesota pitching (10-for-24)... He hit over .300 against five other clubs.

Despite a .198 lifetime average against Boston, he has hit six home runs against the Red Sox, a high against one club... He hit three of his four lifetime home runs vs. New York in '80.

**Home Runs:** Thru '77, Rick had hit only six home runs total in 332 major league games... Though he isn't a constant long ball threat, he has hit 21 in 379 games over the past three seasons.

Rick hit his one grand slam home run on Sep. 9, '79 off the Red Sox' Joel Finch at Fenway Park.

**CS/WS:** Rick batted a composite .323 (10-for-31) in 10 '79 post-season games. He started three of the four ALCS games and six of the seven in the WS. Skaggs was in the lineup in the two games started by Dennis Martinez... Rick threw out the only three runners attempting to steal on him in post-season... See "Throwing" above.

### PREVIOUS ORIOLES CAREER HIGHLIGHTS BY YEAR

**1979:** He led the league in assists (81) and fielded .990... Though Rick is usually a better second half hitter, he reversed the process in '79... Was batting .278 in mid-June, then tailed off, batting .209 the rest of the way, to finish at .239.

Rick, Dennis Martinez, Ken Singleton and Earl Weaver accompanied a select group of major league all-stars for a post-season playing tour of Japan.

**1978:** He batted .293 from June 23rd to the end of the year... Was hitting only .208 on June 22, but finished at .259... Had two four-hit days in the Kingdom... Reached a late season high of .272 on Aug. 30. Had a 3-for-4 day with a home run off Ron Guidry (Aug. 30). Guidry was 25-3 with a 1.74 era that season.

**1977:** Rick became a regular for the first time in the majors and caught in 79 of the Orioles first 83 games thru July 8. That night he was hit by a Don Gullett pitch which broke a bone in his left index finger... He came off the disabled list on Aug. 21 (Brooks went on the voluntarily retired list to accommodate him), but caught only 12 more games the rest of the way. Threw out 56% of runners trying to steal on him (36 caught, only 28 made it).

**1976:** He batted .213 in 59 games and gave Orioles fans their first taste of what good throwing was all about... Played three games in the outfield.

### YANKEES AND TWINS

**Yankees:** He spent his first season in the Yankees organization ('73) at Syracuse, but was called up to New York in September. In '76, he played 21 games for the Yankees including the first four games of the season as starting catcher while Thurman Munson was recovering from a hand injury (but was in the lineup as a dh).

**Twins:** Rick was recalled by the Twins in September for three straight years ('69 thru '71), then started the '72 season in Minnesota before being assigned to Tacoma (PCL).

He was chosen by the Twins in the 14th round of the June '67 draft and former Philadelphia A's pitcher, Jesse Flores, signed him.

Rick was a two-time all-star selection in the Southern League while playing for Charlotte, then a Minnesota farm club ('70-'71)... He was "mvp" in the N.Y.-Penn. League in '68.

### PERSONAL

Rick's 24-year old brother, Pat, also a catcher, is on the Oakland A's roster. Last year at Ogden in the Pacific Coast League, Pat (6' 4", 185) batted .318 in 111 games and threw out 52 base-runners.

He went to Crespi High School in Encino, Cal... His parents, George T. Dempsey and the former June Archer, performed on vaudeville circuit... His father also played in the Broadway production of SONG OF NORWAY, after World War II.

Rick is a bit of a thespian himself as Red Sox and Orioles fans will attest... He has twice given his now-famous "Baseball Soliloquy in Pantomime" during rain delays at Fenway Park. Fortunately, for Orioles followers his most recent performance (last June) was televised on the O's network.

Rick and his wife, the former Johanna DeMatteo, were married Feb. 1, '69... They have two sons: John (8/18/71) and Christian Matthew (3/1/78)... The Dempseys are one of 18 current Orioles families who own homes in the Baltimore area.

104

## JAMES (JIM) EDWARD DWYER


Born: Jan. 3, '50; 5' 10"; 175; Bats, L; Throws, L; Position: OF-1B.

**Birthplace/Residence:** Born in Evergreen Park, Ill... Raised in nearby Oak Park, Ill... Now lives in Tinley Park, Ill. (southwest of Chicago).

**Contract Status:** Signed three-year contract in Dec. '80 extending thru '83 season.

**Tenure:** Six years, 15 days.

**Signed Originally with:** St. Louis.



YEAR	CLUB	AVG.	G	AB	R	H	2B	3B	HR	RBI	BB	SO	SB	CS	HP
1971	Cedar Rapids—1	.313	58	201	30	63	6	6	2	15	28	20	3	3	1
1972	Modesto	.325	92	354	87	115	15	*13	9	45	57	53	21	5	6
	Arkansas	.253	44	162	16	41	1	0	2	14	16	23	4	5	0
1973	Tulsa	*.387	87	349	63	135	22	8	1	40	52	53	7	2	4
	St. Louis	.193	28	57	7	11	1	1	0	0	1	5	0	0	0
1974	Tulsa	.336	36	119	20	40	7	2	1	15	29	10	1	1	0
	St. Louis	.279	74	86	13	24	1	0	2	11	11	16	0	0	1
1975	Tulsa	.404	33	109	17	44	8	2	1	17	16	15	1	5	1
	St. L.-Mtl.—2	.272	81	206	26	56	8	1	3	21	27	36	4	1	0
1976	Mtl.-N.Y.—3	.181	61	105	9	19	3	1	0	5	13	11	0	0	0
	Tidewater—4	.192	8	26	0	5	1	0	0	1	4	4	0	0	0
1977	Wichita—5	*.332	130	464	*113*	154*	38	12	18	70	108	40	28	13	6
	St. Louis	.226	13	31	3	7	1	0	0	2	4	5	0	0	2
1978	St. L.-S.F.—6-7	.223	107	238	30	53	12	2	6	26	37	32	7	0	1
1979	Boston	.265	76	113	19	30	7	0	2	14	17	9	3	1	1
1980	Boston—8	.285	93	260	41	74	11	1	9	38	28	23	3	2	2

A.L. Totals	.279	169	373	60	104	18	1	11	52	45	32	6	3	3	
N.L. Totals	.235	364	723	88	170	26	5	11	65	93	105	11	1	4	

M.L. Totals	.250	533	1096	148	274	44	6	22	117	138	137	17	4	7	
-------------	------	-----	------	-----	-----	----	---	----	-----	-----	-----	----	---	---	--

GWRBI: '79-4; '80-7

\* Led league

1—Selected by St. Louis organization in June '71 free agent draft (11th round, regular phase)

Signed on 6/8/71.

2—Acquired by Montreal Expos from St. Louis Cardinals in deal for infielder Larry Lintz on 7/25/75.

3—Acquired by New York Mets with outfielder Pepe Mangual in deal for outfielder Del Unser and infielder Wayne Garrett on 7/21/76.

4—In three-club deal, Chicago Cubs traded outfielder-first baseman Pete LaCock to Kansas City Royals; the New York Mets sent outfielder Jim Dwyer from Tidewater to Wichita (Cubs' affiliate), and Mets received a player to be named later on 12/8/76. Royals sent outfielder Sheldon Mallory to Tidewater to complete deal on 12/13/76.

5—Released by Chicago Cubs on 9/7/77. Signed by St. Louis Cardinals as a free agent on 9/13/77.

6—Acquired by San Francisco Giants from St. Louis Cardinals on 6/15/78, completing deal in which Cardinals acquired pitcher Frank Riccioli on 10/25/77.

7—Acquired by Boston Red Sox from San Francisco Giants for a player to be named later on 3/15/79. Deal settled with cash on 1/15/80.

8—Played out option with Boston Red Sox and signed three-year contract (re-entry system) with Baltimore on 12/23/80.

**Career Highs, Game:** Runs-3, three times (all Bos.), the latest Sep. 8 '80 at Cle; Hits-3, 12 times (8 Bos., 3 Mtl., 1 St. L.), the latest Oct. 4, '80 (first game) vs. Tor. at Bos; Home Runs-2, twice, May 21, '80 at Tor. and Sep. 8, '80 at Cle; RBI-4, May 21, '80 at Tor; 3, Aug. 11, '79 vs. Mtl. at Bos.

**Hitting Streaks:** 7-July 12 thru 18, '80; 5-May 31 thru June 7, '80.

### THE 1980 SEASON

Jim hit for the highest average of his major league career (.285) and also set personal bests for at bats (260), runs (41), hits (74), home runs (9), and runs batted in (38) despite missing 27 games with injuries.

He saw action at four different positions for Boston: first base (9 games), left (11 games), center (29 games), and right field (26 games), while appearing in 14 games as a pinch hitter and 12 as a designated hitter.

**Batting:** Jim batted .353 (25-for-68) in his first 28 games thru June 6 and was batting .309 on Aug. 28. Then a nine game slump (2-for-34) disspelled any thoughts of hitting .300.

He batted .295 (39-for-132) with six homers and 24 rbi in 50 games before the all-star game and .273 (35-for-128) with three homers and 14 rbi in 43 games thereafter.

He batted .339 (38-for-112) on the road but just .243 (36-for-148) at Fenway Park.

**Injuries:** He missed 18 games when he hurt his back on a punt try during batting practice on Sep. 14 and played just once more the rest

105



## JAMES (JIM) EDWARD DWYER

of the year... Earlier he sat out four games after injuring his right heel stepping on first base vs. New York on July 2 and five games when he was hit in the face by a Gaylord Perry pitch against Texas on July 22.

**Home Runs:** Eight of his nine homers were hit on the road and off righthanders... The only exception in both cases was his home run against Scott McGregor at Fenway Park on June 28... Jim went 2-for-4 in that game, his only appearance versus the Orioles all season.

He had a pair of two homer games: May 21 at Toronto and Sep. 8 at Cleveland... He had four homers in a three game series at Toronto, May 19-21.

**vs. Opponents:** Jim batted .440 (11-for-25) against the Blue Jays with season highs of four homers and eight rbi... He hit .417 (10-for-24) vs. Detroit with a homer and five rbi (see pages 33-35 for complete stats vs. opponents).

**Odts and Ends:** Jim batted .538 (21-for-39) as a designated hitter with four rbi and .182 (2-for-11) in a pinch hit role with two rbi... He had seven game winning rbi, tied for fourth on the Red Sox... He had seven outfield assists in just 121 total chances.

**Winter Ball:** He played for Mayaguez in the Puerto Rican League, batting .259 (50-for-193) with eight homers and 30 rbi... Mayaguez reached the finals of the league playoffs before losing to Ray Miller's Caguas' club, four games to one.

**Re-Entry:** See page 10.

## PREVIOUS CAREER HIGHLIGHTS

**1979:** Jim joined Boston in the middle of spring training and went on to be the Red Sox' top pinch hitter in his first American League season... He batted .318 (7-for-22) in a pinch hit role with five rbi and hit .417 (5-for-12) with runners on base... His first hit in a Boston uniform (regular season) was a two-run pinch single in the ninth inning to beat Milwaukee on Apr. 12... He played 25 games at first and 19 in the outfield.

**National League:** He spent his first four major league seasons in the N.L. with St. Louis, Montreal, New York, and San Francisco... He also spent time in the Chicago organization but never appeared in a big league game for the Cubs.

**1978:** He started the season with St. Louis and batted .215 in 34 games before he was traded to San Francisco on June 15... He hit .225 in 73 games for the Giants with five gwrbi, seven stolen bases in seven attempts, and seven outfield assists... He played that winter in the Puerto Rican League.

**1977:** He was acquired by the Cubs' organization in Dec. '76 and went to spring training as a non-roster player... Spent the entire American Association season at Cubs' Wichita club, where he won the batting title (.332) and also led the circuit in runs (113), hits (154), and doubles (38).

He was released by the Cubs at the conclusion of the minor league season and signed with St. Louis, where he batted .226 in 13 games as an outfielder and pinch hitter.

**1976:** Jim began the year with Montreal and batted .185 in 50 games with the Expos before he was traded to the Mets on July 21... He singled against Montreal in his first at bat with New York on July 23 but was then hitless in 11 at bats before being sent to Tidewater (International League) on Aug. 27... He rejoined the Mets on Sep. 6 and once again singled vs. the Expos in his only appearance the rest of the season.

**1975:** He batted .194 in 31 games with St. Louis before being optioned to Tulsa (American Association in mid-June)... He was traded to Montreal on July 25 and played in 60 of the Expos' final 69 games hitting .286 with three homers and 20 rbi... He had an outstanding debut and batted .478 during the week of July 28 thru Aug. 3 to earn N.L. "player of the week" honors.

**Cardinals:** Jim made his major league debut with St. Louis on June 10, '73 in the second game of a doubleheader at Atlanta... His first hit came three days later off Jack Billingham at Cincinnati... He returned to the minors in late July.

He started the '74 season with the Cards, was optioned to Tulsa and returned to St. Louis on June 21... He had three game winning hits as a pinch hitter that year.

**Minors:** He was signed for the Cardinals by Fred McAlister... He has a career average of .335 (597-for-1784) in 488 minor league games,

including a .354 (378-for-1067) at the AAA level (294 games)... In addition to his American Association batting championship in '77, he was also the A.A.'s batting champ at Tulsa in '73 when he hit .387... That year he was named the league's "player of the month" for May and was batting .424 when recalled by the Cardinals on June 8... He led the California league in triples (13) at Modesto in '72.

**Amateur Background:** Jim played three seasons at Southern Illinois University in Carbondale... He earned all-American and NCAA District 4 all-star honors in '70 and was SIU's "mvp" in '71 when he set school records for hits, doubles, and triples.

He lettered in baseball at St. Lawrence of Tolentine High School in Oaklawn, Ill. (graduated '68)... Selected as a South Section all-star in baseball in '67 and '68 and Catholic League all-star in basketball in '68.

**Personal:** Jim received a degree in accounting from SIU Carbondale in '73... He is the nephew of Don Dwyer, a former minor leaguer for the New York Giants... Hobbies: golf and listening to music.

He and his wife, the former Carol Ann Norton, were married on Feb. 18, '72, and are the parents of a son, Ryan (10/19/75).

## MICHAEL (MIKE) KENDALL FLANAGAN


Born: Dec. 16, '51; 6' 0"; 195; Bats, L; Throws, L; Position: P.

**Birthplace/Residence:** Born and raised in Manchester, N.H.... Now lives in Cockeysville, Baltimore County and Amherst, N.H.

**Contract Status:** Signed five year contract in May '77 extending thru the '81 season.

**Tenure:** Four years, 170 days.

**Signed Originally with:** Baltimore.



YEAR CLUB	W-L	ERA	G	GS	CG	SHO	SV	IP	H	R	ER	BB	SO
1973 Miami-1	4-1	2.21	11	10	2	1	0	61	39	21	15	25	61
1974 Miami	6-6	2.10	14	14	6	1	0	103	67	32	24	48	119
Asheville	6-4	1.82	11	11	7	*3	0	84	61	19	17	18	62
1975 Rochester	13-4	2.50	27	25	11	4	0	173	155	58	48	56	135
Baltimore	0-1	2.70	2	1	0	0	0	10	9	4	3	6	7
1976 Rochester	6-1	2.12	7	7	6	1	0	51	40	16	12	14	24
Baltimore	3-5	4.13	20	10	4	0	0	85	83	41	39	33	56
1977 Baltimore	15-10	3.64	36	33	15	2	1	235	235	100	95	70	149
1978 Baltimore	19-15	4.04	40	40	*17	2	0	281	271	128	126	87	167
1979 Baltimore	*23-9	3.08	39	38	16	*5	0	266	245	107	91	70	190
1980 Baltimore	16-13	4.12	37	37	12	2	0	251	*278	121	115	71	128

M.L. Totals 76-53 3.74 174 159 64 11 1 1128 1121 501 469 337 697

\* Led league

1—Selected by Baltimore organization in June '73 free agent draft (7th round, regular phase). Signed on 6/13/73

## League Championship Series Record

YEAR CLUB OPP.	W-L	ERA	G	GS	CG	SHO	SV	IP	H	R	ER	BB	SO
1979 Bal. vs. Cal.	1-0	5.14	1	1	0	0	0	7	6	6	4	1	2

## World Series Record

YEAR CLUB OPP.	W-L	ERA	G	GS	CG	SHO	SV	IP	H	R	ER	BB	SO
1979 Bal. vs. Pit.	1-1	3.00	3	2	1	0	0	15	18	7	5	2	13

## All Star Game Record

YEAR CLUB SITE	(selected, did not appear)
1978 A.L., S.D.	(selected, did not appear)

**Low-Hitters:** Two-Hitter—1, May 23, '78 vs. Det. at Bal.; Three-Hitters—6, the latest Aug. 20, '79 vs. Tex. at Bal.; Four-Hitters—5, the latest June 8, '79 vs. Tex. at Bal.

**Strikeout Highs:** 13—twice, Sep. 27, '77 vs. Det. at Bal. and June 30, '78 vs. Bos. at Bal.; 12—Aug. 15, '79 vs. Chi. at Bal. (12 inn.)

**Winning Streaks:** 8—Aug. 9 thru Sep. 13, '79; 6—three times, the latest May 31 thru June 22, '78.

**Pitches:** Fastball, curve, slider, and change.

## THE 1980 SEASON

Mike was once again one of the American League's busiest pitchers, starting 37 games (tied with Steve Stone for second in the A.L., one behind K.C.'s Dennis Leonard), and pitching 251 innings (tied with



## MICHAEL (MIKE) KENDALL FLANAGAN

Stone and Jim Clancy, Tor. for eighth in league, one behind O's leader Scott McGregor).

However, he was hampered by soreness in his left arm much of the season and finished with the highest earned run average of his career (4.12) while leading the American League in hits allowed (278).

**Iron Man:** Despite the physical problems, Mike did not miss a turn and has now made 141 consecutive starts for the Orioles since he spent a week in the bullpen in June '77. . . He has pitched more innings (798) and made more starts (115) than any pitcher in the American League over the last three seasons.

He has been second in the A.L. in starts the past two seasons (38-37) and tied for the league lead with 40 starts in '78, also matching the club record. . . He was fourth in innings pitched in '78 (281) and third in '79 (266).

Mike has also won 58 games in the last three years, more than any A.L. pitcher except Ron Guidry (60), and 73 in the last four seasons, trailing only Guidry (76) and Leonard (75).

**Summary:** Mike never got more than four games above .500 and only on two occasions did he win more than one in a row. . . He started the season 8-8, then put together a four-game winning streak, his longest of the year, over five starts from July 19 thru Aug. 6. . . At that point he was 12-8 with a 3.79 era (78 er in 185 ip) and 11 complete games (in 25 starts). . . He was just 4-5 over his last 12 outings with a 5.05 era (37 er in 66 ip) and one complete game. . . He won 13 of his final 16 decisions in '79.

**Close Games:** Nineteen of Mike's 29 decisions were decided by one or two runs. . . He was 8-6 in one-run games and 2-3 in two-run contests. . . Mike also had seven games decided by 3-2 scores (4 wins, 3 losses) and won three contests by 2-1 margins. . . Between May 30 and June 27, he had six consecutive decisions (over seven starts) decided by one run (3-3 record), five by 3-2 scores.

**Shoulder Woes:** Mike began to feel some pain in front of his shoulder during a 3-2 loss to Boston on June 27 and was bothered with soreness off and on throughout the rest of the season. . . The pain also caused him to subconsciously change his delivery as he began to throw more from the side instead of coming directly over the top. . . Pitching coach Ray Miller diagnosed the trouble in mid-September and worked with Mike to correct the problem. . . In his first start after the adjustment on Sep. 14, Mike defeated Toronto, 2-1, allowing a season low four hits in an eight inning stint.

At the conclusion of the season, Mike was examined by both Dr. B. Stanley Cohen of Baltimore's Sinai Hospital, and Dr. Arthur Pappas, team physician for the Boston Red Sox. . . They diagnosed that Mike had a "tired arm" and put him on an off-season physical therapy and weight program designed to increase the arm's strength.

**Odds and Ends:** Mike was 6-6 at home, 10-7 on the road. . . He was 11-5 vs. the West but just 5-8 against the East. . . Over the last two seasons, he is 26-8 vs. the Western division and 13-14 against Eastern clubs. . . Tim Stoddard saved four and Tippy Martinez two of Mike's '80 victories.

### 1980 AND MAJOR LEAGUE CAREER

**Shutouts/Low-Hitters:** Mike pitched a pair of seven-hit shutouts last season: Apr. 26 at Kansas City (4-0), and Aug. 24 at Oakland (3-0). . . He now has 11 career shutouts: Detroit, Kansas City, Oakland, Texas, and Toronto-twice each; California-once.

In terms of low hits, Mike's best efforts in '80 were two five-hit complete game victories: May 16 at Detroit (2-1), and Aug. 1 vs. Minnesota at Baltimore (3-2). . . In '79 he pitched three 3-hitters and two 4-hitters. . . See above for previous low-hit details.

**Strikeouts:** Mike's total of 128 strikeouts was his lowest since '76 (when he pitched just 85 innings), a fact which can be attributed to the shoulder problems and a decrease in velocity.

His strikeout high last season was eight in a 4-1 win against Chicago at Baltimore on Aug. 6. . . See above for details on career strikeout highs.

**Vs. Opponents:** Mike was 3-0 against Minnesota and has recorded eight straight wins against the Twins since losing on May 29, '77. . . He was 3-1 vs. Oakland and had beaten the A's nine straight times before a 7-1 loss at Baltimore on Sep. 4. . . He is 7-0 lifetime against the A's at Oakland Coliseum and was 1-0 there in '80.

He beat Detroit, Kansas City, Texas, and Toronto twice each last

season and failed to beat California (0-1), Milwaukee (0-1), New York (0-2), and Seattle (0-1). . . He has lost five straight times to the Yankees since recording his last win on Aug. 12, '78. He was 4-0 against New York that year but is now 6-7 lifetime.

Mike is 10-3 lifetime against Oakland and 10-4 versus Toronto while he has beaten California just once (against two losses). . . For complete record vs. opponents, see pages 25-26.

**Move to First:** Mike nailed nine runners leaning the wrong way in '80 (six were officially scored as caught stealings) and has now picked 17 runners off base in the last two seasons (11 scored as caught stealing). . . He had five pickoffs in '78.

Overall, only 13 of 27 runners succeeded in stealing against him, and since '78, 35 of 69 (51%) have been cut down.

**Singleton Home Runs:** Since Mike made his major league debut on Sep. 5, '75, Ken Singleton has hit 117 home runs, 42 of them in games pitched by Flanagan (36%). . . In '80 Ken hit seven of his 24 homers in games started by Mike, six of those when he was still in the game. . . Fifteen of Singy's 35 homers in '79 came while Mike was pitching.

**All-Time List:** Mike is sixth on the all-time Orioles' list in five categories: wins (76), losses (53), strikeouts (697), innings (1128), and shutouts (11, tied).

### ORIOLES CAREER HIGHLIGHTS

**1979:** Mike led the majors with 23 victories and won the American League Cy Young Award, the Orioles' fifth "Cy" in 11 seasons (Steve Stone became the sixth winner in '80). . . He also tied for the A.L. lead in shutouts (5), was second in starts (38), third in strikeouts (190) and innings (266), fourth in earned run average (3.08) and winning percentage (.719), and tied for fifth in complete games (16).

He was 10-6 with a 4.05 era thru July 7 but over his last 18 starts compiled a 13-3 record with a 2.22 era, ten complete games, and 117 strikeouts. . . He put together an eight game winning streak (over eight starts) from Aug. 8 thru Sep. 13. . . He credited much of his second half success to the development of a change-up, which Scott McGregor taught him how to throw in early July.

**Cy Young and Other Honors:** Mike was a landslide winner of the BBWAA's award, capturing 26 firsts and two seconds among the 28 ballots cast (two per A.L. city) for a total of 136 points (5-3-1 point system). . . He was the only pitcher named on all ballots and finished well ahead of New York southpaws Tommy John (one first, 51 points for second) and Ron Guidry (one first, 26 points for third).

In addition, he was named A.L. "pitcher of the year" by *The Sporting News* (by vote of fellow players) and was named as top lefthander on *TSN's* A.L. All-Star team. . . He was also selected as the outstanding lefthander on both the Associated Press and United Press International A.L. All-Star teams.

Mike finished sixth (highest ranking pitcher) in the A.L. "mvp" voting, was named by the Junior American Legion and Babe Ruth programs as their "graduate of the year", and received the Clark Griffith Memorial award for outstanding achievement by the Washington, D.C. Touchdown Club.

**CS/WS:** Mike started game two of the ALCS and, after yielding a first-inning homer to Dan Ford, became the beneficiary of nine O's runs which gave him a 9-1 lead after three innings. In the 8th he still led by six but, following a walk, error, and single, he was replaced with none out by Don Stanhouse who was none too effective. Mike got the win ultimately, 9-8, but the Angels had the bases loaded when Brian Downing bounced into a fielders choice for the final out in the 9th.

He pitched the opener of the world series and went the route to a 5-4 win. Again, he was treated to a big early lead (five runs in the first), but the Pirates battled back with the aid of three O's errors and had the tying run on third in the ninth when Mike got Willie Stargell to pop out to Mark Belanger to end the game.

He drew the nod in game five at Pittsburgh and was down by 2-1 in the 6th when he was removed for a pinch-hitter. The Pirates picked on three successors to build up a 7-1 edge which pinned the loss on Flanagan.

Mike was one of five relief pitchers to work for the O's in the ninth inning of game seven. They combined to give up two more tallies after Scott McGregor had held the Bucs to two runs over eight innings.

**1978:** Mike was 11-4 thru June 22 and had gone 24-6 since the previous June 27 but was hampered by a bad case of tendinitis in his left ankle the second half of the season and went just 8-11 the rest of the



## MICHAEL (MIKE) KENDALL FLANAGAN

way... He won his 17th game on Aug. 26 (only Guidry had more in the majors at the time with 18) and needed just three wins in his last eight starts to reach 20 but lost that bid on the last day of the season when he was beaten by Detroit.

He had the distinction of being one of only three pitchers to beat Guidry that year (along with fellow lefthanders Mike Willis and Mike Caldwell)... He was selected to A.L. pitching staff for the All-Star game in San Diego but did not play... On June 23, he retired 18 straight Seattle batters at one stretch.

**Near No-Hitter:** On Sep. 26, '78, at Memorial Stadium, Mike almost became the fifth Orioles' pitcher to throw a no-hitter... Instead he became the sixth Baltimore hurler to be deprived of one in the ninth inning (Bob Turley-'54, Don Ferrarese-'56, Dave McNally and Mike Cuellar-both '69, and Jim Palmer-'73).

Mike came closer than the previous five... He had two down in the ninth when Cleveland's Gary Alexander homered into the low rows of the right field seats... He then gave up singles to Alfredo Griffin and Duane Kuiper, and Stanhouse came in to preserve the win.

On two earlier occasions in '78, he also flirted with no-hitters: July 13 vs. Min. (5.1 hitless innings) and Aug. 21 vs. Oak. (6.1 hitless innings).

**1977:** He started the season 2-8 but from June 27 on, won 13 of his last 15 decisions, including his last six in a row.

**1975-76:** He made his big league debut on Sep. 5, '75 at home vs. the Yankees with no decision, then started for the first time on Sep. 28 at Yankee Stadium in the last game of the year and lost 3-2 to Larry Gura.

He started the '76 campaign with the O's but was 0-3 in ten appearances when he went back to Rochester on July 2... He returned to Baltimore on Aug. 11 after going 6-1 for the Red Wings, but dropped two more decisions... He was 0-5 lifetime when he broke into the win column with a six-hit, 7-1 victory over Kansas City on Sep. 1, '76.

## PROFESSIONAL CAREER AND AMATEUR BACKGROUND

**Minors:** He was 35-16 in three-plus minor league seasons and 19-5 in a season and a half at Rochester... He was selected as the International League's top lefty in '75.

**Signing:** He was Baltimore's seventh selection in the June '73 free agent draft and would have undoubtedly been chosen much earlier except for his elbow problems back in high school... He was signed by John Stokoe, who was convinced that Mike's arm was sound again.

He was drafted earlier by Houston in '71 but opted instead to go to the University of Massachusetts.

**College:** He was 12-1 in two years at U. of Mass. (at Amherst) and led the Yankee Conference in wins (9), strikeouts (89), and era (1.72) as a sophomore... That year ('73) in one game he hit three home runs, fanned 15 batters and pitched a one-hitter against U. of Maine in the regional tournament... He played the outfield while not pitching for the Minutemen.

Mike was a starting guard on the U. of Mass. freshman basketball team that was 18-1... He once played against Julius Erving in a frosh-varsity scrimmage.

**High School/Other:** He played four years of baseball and basketball at Memorial High in Manchester (graduated '71)... The school won two state titles in each sport while he was there... He once struck out 31 batters in an extra inning game... He also holds the New Hampshire schoolboy record for the most points scored in a state tournament championship game (44) and was selected as one of New Hampshire's five best high school basketball players of the 70's.

His prospects for the future took a downward turn in the summer of '70, when he came out in the first inning of an American Legion Junior World Series game at Klamath Falls, Oregon, with a sore elbow... He didn't pitch his senior year, but resumed his mound career in the Cape Cod (summer) League and at U. of Mass.

He once pitched in Fairbanks, Alaska, during a Babe Ruth League tournament.


**Personal:** Mike's father, Edward, was a pitcher (late 40's, early 50's) in the Red Sox system, and his grandfather, Edward Sr., signed a pro contract in 1913... Hobbies: hunting and fishing.

He and his wife, the former Kathy Walsh, were married on Jan. 14, '77... They own a home in Cockeysville, but spent most of the off-season in Amherst, N.H. (near Manchester), where they built a house in '79.

110

## DAVID (DAVE) ALAN FORD

Born: Dec. 29, '56; 6'4"; 200; Bats, R; Throws, R; Position: P.



**Birthplace/Residence:** Born, raised, and still lives in Cleveland, Ohio

**Contract Status:**

**Tenure:** One year, 100 days.

**Signed Originally with:** Baltimore.

YEAR CLUB	W-L	ERA	G	GS	CG	SHO	SV	IP	H	R	ER	BB	SO
1975 Bluefield-1	3-3	3.12	7	7	4	0	0	52	50	23	18	16	33
Miami	1-0	2.25	2	2	1	1	0	12	8	3	3	4	7
1976 Charlotte	17-7	2.50	27	27	19	4	0	212	188	76	59	31	121
1977 Rochester	9-14	4.81	30	28	11	1	0	176	206	104	94	43	96
1978 Rochester	11-6	3.81	25	25	7	1	0	156	173	81	66	30	74
Baltimore	1-0	0.00	2	1	0	0	0	15	10	0	0	2	5
1979 Rochester	6-5	3.55	15	15	4	0	0	109	110	55	43	25	63
Baltimore	2-1	2.10	9	2	0	0	2	30	23	7	7	7	7
1980 Baltimore	1-3	4.26	25	3	1	0	1	70	66	34	33	13	22

M.L. Totals 4-4 3.13 36 6 1 0 3 115 99 41 40 22 34  
 1—Selected by Baltimore organization in June '75 free agent draft (1st round, regular phase) Signed on 6/17/75

**Low-Hitters: Four-Hitter—**1, Apr. 18, '80 vs. Chi. at Bal. (only M.L. complete game).  
**Longest Relief Stint:** 6.2 innings—twice, the latest Aug. 25, '80 at Sea.  
**Strikeout Highs:** 4—twice, the latest Aug. 25, '80 at Sea.

**Pitches:** Fastball, knuckle curve, slider, and change.

## THE 1980 SEASON

Dave appeared mostly in long relief in his first full major league season, but was also 1-1 in three starting assignments, all of which came in the first five weeks of the season.

Over the first seven weeks of the campaign (thru June 2), he pitched in 12 games (3 starts) with a 1-3 record, a 4.01 earned run average (15 er in 33.2 ip), and a save... However, he appeared just 13 times in the final four months of the season with a 4.46 era (18 er in 36.1 ip) and had no decisions or saves.

**Starts:** His first two appearances of the season came in starting roles when Scott McGregor and Dennis Martinez were sidelined... In the fourth game of the season on Apr. 13, Dave worked 4.2 innings at Chicago, allowing two runs and five hits and was not the pitcher of record in a 5-2 loss... Five days later at Baltimore, he recorded his only win of the year with a 5-2 victory over the White Sox, giving up two runs on only four hits while hurling his first major league complete game.

Dave's only other start was on May 12 vs. Texas at Memorial Stadium when he lasted just two-thirds of an inning and allowed four runs and four hits in a 5-1 loss.

**Relief:** Dave appeared 22 times in relief with a 4.04 era (25 er in 55.2 ip) and earned his only save on May 4, when he worked 3.2 innings in relief of Dennis Martinez in a 9-5 win at Texas... His longest relief stint of the season was a 6.2 inning effort at Seattle on Aug. 25... He suffered a pair of losses coming out of the bullpen, Apr. 27 at Kansas City and exactly one month later, May 27, against Cleveland at Baltimore... After that setback to the Indians, he did not have a win, loss or save in his final 14 outings.

**Inactivity:** Dave was hampered with a stiff right shoulder in early June and worked only once in a 33-day period between June 2 and July 6... He was also idle for 22 days between July 22 and Aug. 13...

**Odds and Ends:** Dave was 1-3 with a 3.51 era (16 er in 41 ip) and a save in 14 appearances before the all-star break and had no record with a 5.28 era (17 er in 29 ip) in 11 games after the mid-season classic.

He has enjoyed his greatest career success against Chicago... He has a 1.64 lifetime era (4 er in 22 ip) versus the ChiSox and two of his four big league victories have come at their expense (see page 26).

## CAREER HIGHLIGHTS

**1979:** Dave was recalled from Rochester on July 24 when Tim Stoddard was disabled, and he made nine appearances the rest of the way, two of them starts... He was 1-0 as a starter (beating Minnesota)

111



## DAVID (DAVE) ALAN FORD

and 1-1 in relief, earning two saves on behalf of Scott McGregor... He was not on the Orioles' 25-man roster in post-season play.

**Shutout Innings:** Dave came within 2.1 innings of breaking the club record for most scoreless innings at the start of a career... He pitched 15 innings without allowing a run in Sep. '78 (see "Orioles '78" below), but the streak ended quickly in '79 at 15.2 innings when he surrendered a run with two out in his first inning of work on July 25.

The club record is 18 scoreless innings, set by Tom Phoebus in '66.

**Orioles-'78:** Dave joined the O's on Sep. 1 along with Sammy Stewart and Tim Stoddard to help the club over a stretch calling for five games in three days with the White Sox.

In his big league debut on Sep. 2, he started against Chicago and pitched seven-hit, shut out ball for 8.1 innings before Tippy Martinez came on to save Dave's 1-0 win... In his other appearance, he worked 6.2 innings of scoreless relief vs. Milwaukee on Sep. 14 to extend his shutout string to 15.

He pitched for Frank Robinson that winter at Santurce in the Puerto Rican League.

**Minors:** Dave was signed by Dave Ritterpusch and Bob Engle and is beginning his seventh professional season at age 24... While he has started just six times in 36 major league appearances, 106 of his 108 minor league outings came in starting roles... He walked an average of only 1.87 batters per every nine innings in four and a half minor league seasons.

He was promoted to Charlotte in '76 after only a half season as a pro and was named the Southern League's "pitcher of the year"... He led that circuit in wins (17), innings (212), strikeouts (121), and tied for the lead in shutouts (4).

**Amateur Background:** Dave signed with the Orioles after his graduation from Cleveland's Lincoln-West High in '75... He hurled a two-hitter while fanning 14 in winning the Cleveland high school title game. He won 21 of his 23 decisions in high school.

Dave was all-state in baseball his senior year and *Cleveland Plain Dealer* all-scholastic in both baseball and basketball... He was an all-state honorable mention in basketball and averaged 19 points per game in two varsity seasons... He played Little League, American Legion, and Connie Mack baseball.

**Personal:** Dave and his wife, the former Gina Gayle Rini, were married on Feb. 14, '81, just ten days before the opening of spring training.

## ALFONSO RAFAEL (KIKO) GARCIA


**Born:** Oct. 14, '53; 5'11"; 178; Bats, R; Throws, R; Pos.: SS-2B.

**Birthplace/Residence:** Born in Martinez, Cal... Grew up in near-by Walnut Creek (northeast of San Francisco and Oakland)... Now lives year round in Cockeysville, Baltimore County.

**Contract Status:** Signed thru '81

**Tenure:** Four years, 25 days.

**Signed Originally with:** Baltimore.



YEAR CLUB	AVG.	G	AB	R	H	2B	3B	HR	RBI	BB	SO	SB	CS	HP
1971 Bluefield—1	.251	56	203	35	51	3	*5	2	23	22	42	7	2	2
Stockton	.285	4	14	1	4	0	1	0	2	1	8	1	0	0
1972 Miami	.252	126	445	51	112	15	6	2	39	44	69	11	3	1
1973 Lodi	.259	129	494	89	128	15	10	3	36	66	85	17	0	4
1974 Asheville	.274	135	511	68	140	18	5	7	53	52	76	16	2	0
1975 Rochester	.244	122	405	34	99	11	1	3	32	27	56	5	2	1
1976 Rochester	.276	130	450	75	124	11	10	3	44	36	65	12	6	4
Baltimore	.219	11	32	2	7	1	1	1	4	0	4	2	1	0
1977 Baltimore	.221	65	131	20	29	6	0	2	10	6	31	2	3	0
1978 Baltimore	.263	79	186	17	49	6	4	0	13	7	43	7	1	0
1979 Baltimore	.247	126	417	54	103	15	9	5	24	32	87	11	9	2
1980 Baltimore	.199	111	311	27	62	8	0	1	27	24	57	8	4	0

M.L. Totals .232 392 1077 120 250 36 14 9 78 69 222 30 18 2

GWRBI: '79-5, '80-2

\* Led league

1—Selected by Baltimore organization in June '71 free agent draft (3rd round, regular phase) . . . Signed on 6/27/71

## League Championship Series Record

YEAR CLUB, OPP.	AVG.	G	AB	R	H	2B	3B	HR	RBI	BB	SO	SB	CS	HP
1979 Bal. vs. Cal.	.273	3	11	1	3	0	0	0	2	2	4	0	0	0

## World Series Record

YEAR CLUB, OPP.	AVG.	G	AB	R	H	2B	3B	HR	RBI	BB	SO	SB	CS	HP
1979 Bal. vs. Pit.	.400	6	20	4	8	2	1	0	6	1	3	0	1	0

**Career Highs, Game:** Runs—3, twice, June 2, '79 at Tex. and June 18, '79 at Cle; Hits—4, Apr. 24, '77 (second game) at Det; Home Runs—1, nine times; RBI—4, June 8, '80 at Cal.

**Hitting Streaks:** 8—June 20 thru 28, '79.

## THE 1980 SEASON

Troubled off-and-on with a muscular stiffness in his lower back and thighs, Kiko suffered through a long season at the plate. He had one solid month, June when he hit .299 (20-for-67), and he batted .284 (29-for-102) during one 31 game six week stretch (June 11-July 19) which raised his average to a season high-.238. After that, he hit only .146 (19-for-130) to the end of the season (53 games).

His one homer was a two run shot off Boston's Dennis Eckersley at Baltimore on July 6.

Kiko's defensive consistency, however, was much improved over the year before. His combined fielding average at second and short was a highly respectable .977... See "Fielding" below.

**Injuries:** He was first sidelined with the stiff back in spring training, and didn't play in an exhibition from March 14 thru 28. A heavy dose of physical therapy helped alleviate the condition somewhat, but on May 23 he was put on the 15 day disabled list for rest and more extensive treatment.

Later, on July 13, he strained his right Achilles tendon, but, through it all, Kiko played without complaint everytime he was asked, despite the frequent pain and discomfort.

## '80 AND CAREER HIGHLIGHTS

**Fielding:** He played shortstop (97 games) and second base (27 games), and committed a combined total of only 11 errors in 479 chances (.977). That was a much improved performance over the year before when he made 27 errors in 554 chances (.955).

At shortstop, he had 10 miscues in 385 chances (.974) and at second only one in 94 chances (.989).

In '79, he also appeared in two games in left field (Apr. 10 and 12), a position he hadn't played in 10 years, since sophomore year in high school. In his first game in the outfield, he threw out the late Thurman Munson at the plate.

He appeared in 113 games at shortstop in '79, 15 more than Mark Belanger.

Kiko is one of a long list of players who have come out of the O's farm system as middle infielders and made it to the majors. The others include: Ron Hansen, Belanger, Bobby Grich, Dave Johnson, Marv Breeding, Rich Dauer, Tim Nordbrook, Bob Bailor and Jerry Adair.

**vs. Opponents:** Despite his off year at the plate, Kiko went 8-for-25 (.320) against California, Milwaukee and Toronto, and batted .385 (5-for-13) vs. Cleveland. Lifetime, he is hitting over .300 against one club, Detroit-.309 (30-for-97).

**CS/WS:** Kiko had a combined .355 average (11-for-31) in nine post-season games... He started three times in the ALCS (games 2, 3, 4) and opened at short in each of the last five world series games.

**Big Days:** In his first ALCS appearance (game 2) he went 2-for-3 with two RBI and set two ALCS records defensively (see "Fielding" below).

But that wasn't anything compared to his offensive show in the third game of the world series (1st game at Pittsburgh)... In that one, he went 4-for-4 with a double, triple, walk, four RBI and two runs scored. His bases loaded triple in the O's fourth was the biggest blow in the five run inning (off John Candelaria and Enrique Romo) that overcame a 3-2 deficit as the O's went on to win, 8-4.

In game four Kiko kept it going with two hits including a two-run double and two runs scored as the Birds came from 0-4 to win 9-6.

**Fielding:** He had nine assists and 11 total chances to set an ALCS record in game two. He also tied Bill Russell's '74 LCS record for assists, but fell short of the Dodger shortstops' chance mark (13).

Overall Kiko made two errors in 24 ALCS chances and one miscue in 28 chances during the world series.



## ALFONSO RAFAEL (KIKO) GARCIA

**Ejections:** Kiko was thrown out of a game against Milwaukee in Baltimore on Aug. 9 by Jim Evans. . . It was his second lifetime ejection. . . Steve Palermo gave him the gate in a game vs. K.C. on May 25, '77.

**1979:** He started in 76 of the O's last 101 games at shortstop after Belanger broke a finger. . . Hit nine triples, the third highest total in club history (behind Paul Blair-12 in '67 and Al Bumby-11 in '73). . . Hit a major league high five homers including two off Fergie Jenkins.

**'76-'77-'78:** He made his big league debut on Sep. 11, '76, playing both ends of a doubleheader at Milwaukee and got his first hit that day, off Jim Colborn. His first home run was a foul pole shot in Yankee Stadium off Grant Jackson, Sep. 22, '76.

He started 40 games at short in '77, his first full year in the majors, and increased that to 50 games in '78.

In '78, he hit over .300 in each of four straight months (May thru August) and batted .322 in 51 games from May 5 thru Aug. 31. . . His average remained over .300 until Sep. 2, then gradually receded to a final .263.

**Minors:** He played on four first place teams in six minor league seasons. He was signed originally for the Orioles by Charlie Wallgren.

**Rochester, '75-'76:** Kiko played second base in '75 while the incumbent Bob Bailor was at short. . . In '76 he played short and Rich Dauer was the second baseman. . . His .276 average in '76 was the highest of his pro career. . . He led the I.L. in triples (10) and shortstops in double plays that year. . . In '75 he had led all I.L. second basemen in twin killings.

**Southern League-'74:** He was the all star shortstop in the S.L. while at Asheville that year.

**Amateur Background:** He played baseball and football (quarterback, wide receiver, defensive back) at Ygnacio Valley High (graduated '71). . . Was all-Northern California in baseball as a senior and all-East Bay in both baseball and football.

Kiko played in Little League, Babe Ruth and Connie Mack baseball programs.

**Personal:** Of Mexican descent. . . He is the oldest of five children. . . Single.

## DANIEL (DAN) JAY GRAHAM

**Born:** July 19, '54; 6'1"; 212; Bats, L; Throws, R; Position: C-3B.

**Birthplace/Residence:** Born in Ray, Arizona. . . Grew up and still lives in nearby Winkelman (Southeast of Phoenix).

**Contract Status:** Signed thru '81

**Tenure:** 164 days.

**Signed Originally with:** Minnesota.



YEAR CLUB	Avg.	G	AB	R	H	2B	3B	HR	RBI	BB	SO	SB	CS	HP
1975 Wis. Rapids—1	.273	54	154	12	42	8	2	4	27	19	43	0	0	0
1976 Reno	.320	132	482	96	154	26	7	*29	*115	102	121	3	1	3
1977 Tacoma	.258	84	306	44	79	11	1	12	51	33	70	5	1	4
Orlando	.284	45	155	27	44	10	1	8	36	14	46	0	0	1
1978 Toledo	.277	135	458	67	127	20	2	23	85	62	109	2	2	2
1979 Minnesota	.000	2	4	0	0	0	0	0	0	0	0	0	0	0
Toledo—2	.213	119	403	48	86	19	2	9	55	54	78	1	0	1
1980 Rochester—3	.346	16	52	10	18	3	0	4	12	4	6	2	0	0
Baltimore	.278	86	266	32	74	7	1	15	54	14	40	0	0	0
M.L. Totals	.274	88	270	32	74	7	1	15	54	14	40	0	0	0
Pro. Totals	.273	673	2284	336	624	104	16	104	435	302	513	13	4	11

GWRBI: '79-Tol 5; '80-Roch 2; Bal 5

\* Led league

1—Selected by Minnesota organization in June '75 free agent draft (5th round, regular phase) Signed on 6/9/75

2—Acquired by Rochester (Baltimore organization) from Toledo (Minnesota organization) in deal for infielder Tom Chism on 12/7/79

3—Contract purchased from Rochester on 5/6/80

**Career Highs, Game:** Hits—4, May 14, '80 vs. Tex. at Bal; Home Runs—2, Aug. 23, '80 at Oak; RBI—6, July 21, '80 (second game) at Min; 4, twice, July 22, '80 at Min. and Aug. 23, '80 at Oak.

**Hitting Streaks:** 6—twice (both in '80).

## THE 1980 SEASON

Dan split the catching duties with Rick Dempsey after his contract was purchased from Rochester on May 6. . . He was selected as the catcher on the Topps major league rookie all-star team, and his 15 homers ranked him second among first year A.L. players to Cleveland's Joe Charboneau (23).

He (53) and Dempsey (40) combined for 24 homers and 93 rbi while catching (Dan also had one rbi at third). . . The only other season that Orioles' catchers have driven in more runs was '73 when the trio of Earl Williams (65), Andy Etchebarren (23), and Elrod Hendricks (15) had 103 among them.

After batting just .229 (24-for-105) with four homers and 11 rbi in 35 games before the all-star game, Dan hit .311 (50-for-161) in the second half with 11 homers and 43 rbi.

**Batting:** After making his Orioles debut as a pinch runner/late inning replacement at third on May 8, Dan batted .563 (9-for-16) in his first four starts behind the plate with two homers and five rbi. . . He homered in his first at bat in a Baltimore uniform off Milwaukee's Lary Sorensen on May 10. . . Two of those five rbi were game-winners.

Dan batted .286 (20-for-70) in his first 23 games thru June 9 but then went into a 4-for-40 slump in his next 13 games to drop to .218. . . He went on a .311 (28-for-90) tear in his next 36 contests (July 12 thru Sep. 2) to raise his average to .274.

He went into another slump, this time an 0-for-18, six-game slide, to drop to .250. . . But over the last 18 games he batted .379 (22-for-58) and raised his average 28 points.

**Clutch-Hitting:** Dan batted .333 (23-for-69) with runners in scoring position, third best among the regulars. . . He led the club in scoring runners from second and third with none, one or two outs at .351 (33-for-94); in scoring runners from third only with none, one, or two outs at .556 (20-for-36); and in scoring runners from third only with less than two out at .706 (12-for-17).

**Minny Series:** Enjoyed probably the finest single series of any Oriole in '80 in a stop at Minnesota's Metropolitan Stadium, Aug. 21-23. . . After sitting out the opener of a doubleheader the first night, Dan went 6-for-11 in the next three games against his former team with two homers (one a grand slam) and 13 rbi. . . The slam came off Geoff Zahn on July 21 as Dan drove in six runs in that game, an O's season high. . . He raised his average in that series from .252 to .270.

**Home Runs:** He was fourth on the club in homers and tied for third among A.L. catchers (with Oakland's Jeff Newman) behind Detroit's Lance Parrish (24) and Boston's Carlton Fisk (18). . . Among Orioles' catchers, only Gus Triandos (five times between '56 & '61), Earl Williams (22 in '73), and John Orsino (19 in '63) have hit more home runs in a single season.

In addition to his grand slam (see above), Dan also homered twice at Oakland Coliseum on Aug. 23 off the A's Brian Kingman. . . He homered in his first two starts (May 10 & 13) and in his last two games (Oct. 4 & 5) of the year.

**Runs Batted In:** He finished fifth on the club in rbi. . . In addition to his six rbi game, Dan drove in four runs twice and three runs four times. . . He had 19 rbi in seven games from July 15 thru 23 (including 13 in three games at Minnesota) and drove in seven runs in his last five contests of the year from Sep. 29 thru Oct. 5.

**vs. Opponents:** Dan batted .481 (13-for-27) against Texas with a homer and 7 rbi. . . He had highs of three homers against Cleveland and the 13 rbi vs. Minnesota. . . He was hitless in just four at bats against New York (see pages 33-35 for complete stats vs. each opponent).

**Fielding:** Overall, Dan caught 73 games (71 starts) and appeared in nine games at third (five starts) and one in the outfield. . . Last season marked the first time he had caught in a regular season game since '76. . . He was primarily a catcher in his first two pro seasons ('75 & '76) but played exclusively at first and third the next three years.

**Spring Training:** Dan was invited to the major league camp as a non-roster player and batted .348 (8-for-23) in 11 "A" games with one homer and 7 rbi. . . He appeared both behind the plate and at third base and was in the last group of players cut by the O's on Apr. 3.

**Rochester:** Dan played in 16 games for the Wings (13 as a catcher, 3 as a pinch-hitter) and was leading the club in hitting (.346, 18-for-52) and home runs (4) at the time of his promotion.

Dave Skaggs was designated for assignment (eventually sold to California) to make room for Dan on the major league roster.

**Winter Ball:** He has played the last three winters in the Venezuelan League, the last two at La Guaira, where he has batted over .300 both years. . . He played for Aragua in '78.



## DANIEL (DAN) JAY GRAHAM

### PREVIOUS CAREER HIGHLIGHTS

**1979:** Dan struggled at the plate all season and finished with the lowest average of his career... He led the International League in intentional walks (13) for the second straight season (he had 19 in '78).

He was recalled by Minnesota on June 4 and appeared in only two games, one as a designated hitter and one as a pinch hitter (going 0-for-4) before returning to Toledo on June 15.

**Career:** Dan was signed for the Twins by Jess Flores, Sr.... He finished second in the IL in runs batted in (85) and third in home runs (23) in '78.

He was named the California League "mvp" and "rookie of the year" in '76 when he topped the league in homers (29), rbi (115), and total bases (281)... He also placed ninth in batting (.320) and was the league's all-star catcher.

**Amateur Background:** Dan attended Mesa (Ariz.) Community College for one year and La Verne (Cal.) College for two... Earned all-conference and all-American honors at both schools... He also played football at La Verne.

He played baseball, football, and basketball at Hayden High School in Winkelman, Ariz. (graduated '72)... Was all-conference in baseball and football and all-state in baseball in senior year.

He also played two years of semi-pro baseball in Arizona, earning all-star honors both seasons.

**Personal:** His father, Ed, was a pitcher in the Pittsburgh Pirates' organization from 1950-53... Hobby: landscaping... He and his wife, the former Ann Matthews, were married on Feb. 6, '81.

## DRUNGO LARUE HAZEWOOD

**Born:** Sep. 1, '59; 6'3"; 210; Bats, R; Throws, R; Position: OF.

**Birthplace/Residence:** Born in Mobile, Ala.... Grew up and still lives in Sacramento, Ca.

**Contract Status:** Signed thru '81

**Tenure:** 24 days.

**Signed Originally with:** Baltimore.



YEAR CLUB	AVG.	G	AB	R	H	2B	3B	HR	RBI	BB	SO	SB	CS	HP
1977 Bluefield—1	.186	50	140	21	26	4	3	4	21	20	54	10	7	0
1978 Miami	.242	111	372	41	90	14	3	8	46	33	119	7	5	3
1979 Charlotte	.231	122	398	60	92	11	2	21	64	55	*137	9	3	4
1980 Charlotte	.261	142	499	80	130	16	6	28	80	74	*177	29	9	1
Baltimore	.000	6	5	1	0	0	0	0	0	0	4	0	0	0
M. L. Totals	.000	6	5	1	0	0	0	0	0	0	4	0	0	0
Pro. Totals	.239	431	1414	203	338	45	14	61	211	182	491	55	24	8

GWRBI: '80-10

\* Led league

1—Selected by Baltimore organization in June '77 free agent draft (1st round, regular phase) Signed on 6/19/77

### THE 1980 SEASON

Drungo was selected to the Southern League all-star team at the end of the season by vote of league managers and media... He broke his own club record for homers in a season with 28, tying him for second in the league in '80... It was also ninth highest total all-time (shared with two others) in Southern League history.

He was recalled by the Orioles on Sep. 12 and appeared in six games over the final three weeks.

**Charlotte:** Drungo also topped the O's in rbi with 80 (tied for 10th in league) and game-winning rbi with 10 (tied for third), both career highs... He also set personal bests for average (.261), games (142), at bats (499), runs (80), hits (130), doubles (16), triples (6), and stolen bases (29, he had just 26 total steals in three previous years)... He was the Southern League leader with 170 strikeouts.

Drungo batted .336 (45-for-134) in his first 38 games, including a 12 game batting streak... He dipped to .253 by June 15, but re-bounded and was back up to .273 on Aug. 22 when a 3-for-34 in his last 10 games dropped him to a final .261.

He hit two homers in a game twice, May 10<sup>2</sup> at Savannah (5 rbi) and July 14 vs. Memphis (ten total bases)... He was named the league "player of the week" for week of July 28-Aug. 3 when he batted .379 with four hr and 13 rbi in nine games... He was selected as a starter for the league all-star game vs. the Atlanta Braves, but the exhibition was rained out.

**Baltimore:** He joined the major league Orioles at the conclusion of the Southern League playoffs and made his debut on Sep. 19 as a pinch-runner vs. Toronto... He appeared four times as either a pinch-runner or defensive replacement until Oct. 4... That night, he appeared in both ends of a two-night doubleheader vs. Cleveland, going 0-for-1 (fly to center) as a pinch-hitter in game one and 0-for-4 (four strikeouts against Rick Waits) as the starting rightfielder in the nightcap.

**Winter Ball:** He played for Minnie Mendoza at Indios in the Columbian League.

### PREVIOUS CAREER HIGHLIGHTS

**1979:** After hitting only 12 homers in his first two professional seasons, Drungo homered 21 times to set a club record (also matched by Dan Logan) and finish in a four-way tie for second in the Southern League... He led the league with 137 strikeouts.

**Pro Career:** He was signed by Bob Zuk after being the 17th player in the nation drafted in '77... He finished second on the Miami club in homers (8) in '78 and raised his batting average 56 points over his '77 performance... Was second in the Florida State League in strikeouts (137).

He played in the Florida Instructional League after each of his first three pro years.

**Amateur Background:** Drungo played baseball, basketball, and football at Sacramento High School (graduated '77)... He was voted "athlete of the year" as a senior as well as "most valuable lineman" in football and basketball "mvp"... He was also chosen to Hall of Fame football and basketball all-star teams... He signed a letter of intent to play football at the University of Southern California... Played Little League, Babe Ruth League, and American Legion baseball.

**Personal:** He is one of ten children... Single.

## DAVID (DAVE) BLAIN HUPPERT

**Born:** Apr. 1, '57; 6'1"; 190; Bats, R; Throws, R; Position: C.

**Birthplace/Residence:** Born in Southgate, Cal. (southeast of L.A.)... Grew up in Buena Park, Cal. (near Anaheim)... Now lives in Houston, Tex.

**Contract Status:**

**Tenure:** None.

**Signed Originally with:** Baltimore.



YEAR CLUB	AVG.	G	AB	R	H	2B	3B	HR	RBI	BB	SO	SB	CS	HP
1977 Bluefield—1	.232	51	125	21	29	4	0	6	12	23	31	1	5	2
1978 Miami	.228	47	184	28	42	5	2	2	15	34	40	2	3	2
Charlotte	.238	24	63	9	15	1	0	0	4	14	11	0	0	2
1979 Charlotte	.223	102	300	37	67	12	2	5	37	46	62	0	4	2
1980 Charlotte	.219	107	319	43	70	15	2	3	23	64	50	0	3	2
Pro. Totals	.225	331	991	138	223	37	6	16	91	181	194	3	15	10

GWRBI: '80-3

1—Signed by Orioles' organization as undrafted free agent on 5/22/77

**1980:** Dave set career highs for games (107), at bats (319), runs (43), hits (70), doubles (15), and walks (64)... He caught more games than all but one Southern League backstop and finished second in putouts (521) and overall fielded .967 (20 e in 602 tc).

He played winter ball at Indios in the Columbian League for Minnie Mendoza, current Miami manager and coach at Charlotte in '80... Among Dave's teammates were Brooks Carey (p), John Denman (of),



## DAVID (DAVE) BLAIN HUPPERT

Tom Eaton (if), Tim Graven (p), Drungo Hazewood (of), Russ Pensiero (p), John Shelby (of), Bill Swaggerty (p), and Don Welchel (p), all members of Charlotte's Southern League Championship team last season.

**Pro Career:** Dave was scouted and recommended by Bob Zuk and Buck Elliott and was signed by Elliott... Though he was never drafted, the Orioles were one of seven big league clubs trying to sign him in the spring of '77.

In '78 he spent only two months at Miami (Florida State League) before being promoted to Charlotte on June 28 because of advanced catching skills... He was then sidelined for the season on June 30 with a fractured right wrist after being hit by a pitch.

Dave led Appalachian League catchers in putouts (292) and assists (46) at Bluefield in '77... One of his career high six homers that season was a grand slam.

**Amateur Career:** Dave attended Golden West College (Huntington Beach, Cal.) in '77... His team won the Southern California Conference championship, and he was the conference "mvp"... He batted .467, threw out 38 of 48 runners attempting to steal, and had a 20-game batting streak... Was also all-Southern California junior college and a J.C. all-American.

He played at Cypress College (Cypress, Cal.) in '76 and batted .436... Was team "mvp" and second team all-conference.

Dave lettered in baseball and football twice and basketball once at Buena Park's Kennedy High School (graduated '75)... He was captain of the baseball team, voted "lineman of the year" in football, and was selected as the school's "athlete of the year" as a senior... Played Little League and Babe Ruth baseball.

**Personal:** Hobbies: fishing and coaching little league baseball... Single.

## LARRY KEITH JONES

Born: Feb. 6, '55; 6'2"; 195; Bats, R; Throws, R; Position: P.

**Birthplace/Residence:** Born in Richmond, Va.... Grew up in St. Petersburg, Fla. and now lives in Seminole, Fla.

**Contract Status:** Signed thru '81.

**Tenure:** None.

**Signed Originally with:** Baltimore.



YEAR CLUB	W-L	ERA	G	GS	CG	SHO	SV	IP	H	R	ER	BB	SO
1977 Bluefield—1	0-1	12.60	1	0	0	0	0	5	7	7	6	2	6
Miami	7-4	2.96	12	11	4	0	0	76	72	35	25	36	48
1978 Miami	13-10	2.46	24	24	15	2	0	183	148	72	50	87	143
Charlotte	0-2	6.23	4	3	0	0	0	13	20	11	9	7	7
1979 Charlotte	10-3	3.93	19	19	4	1	0	135	127	63	59	77	106
Rochester	1-7	3.00	10	9	1	0	0	57	63	21	19	20	39
1980 Rochester	13-14	4.35	28	28	8	2	0	180	168	104	87	81	88

Pro. Totals

\* Led league

1—Selected by Baltimore organization in June '77 free agent draft (5th round, regular phase)  
Signed on 6/10/77

**Pitches:** Fastball, change, curve, and slider.

**1980:** Larry tied Steve Luebber for Rochester's club lead in victories (13, matches career high)... He also paced the Red Wing staff in starts (28) while finishing second to Mike Boddicker in innings pitched (180) and strikeouts (88)... He topped the International League in runs allowed (104).

He started the year with a two-hit, 1-0 win over Charleston on opening day, one of his four wins against the Charlies in '80... A three-hit, 7-0 victory against Charleston on May 16 left him with a 3-3 record, but he lost seven of his next nine decisions... He then put together his best string of the year, winning six of his next seven from July 14-Aug. 4 to even his record at 11-11... He was 2-3 thereafter.

He won Rochester's only game in the playoff semifinals against Toledo, beating the Mud Hens, 7-3 in game two on Sep. 4 (7.1 ip, 9 h, 3 r, 1 er) with relief help from Joe Kerrigan... Toledo went on to capture the series, 3 games to one.

**1979:** Larry was leading the Southern League in victories (10) at Charlotte when he was promoted to Rochester on July 22... He was the winning pitcher in the S.L. all-star game against the Atlanta Braves (2 ip, 3 h, 1 r-er) and despite pitching for Charlotte only three months, topped that club in strikeouts for the season with 106.

Although he won only one of his eight decisions at Rochester, his 3.00 earned run average was the second lowest on the staff... In his nine starts for the Red Wings, he allowed more than three earned runs only once.

**Pro Career:** Larry was signed by Jack Sanford... He was drafted by the Red Sox in '76 but did not sign.

He began the '78 season at Charlotte but was assigned to Miami on May 3 with an 0-2 record and 6.23 era... He led the Florida State League in strikeouts (143) and complete games (15) and was second in victories (13)... He defeated Fort Myers, 13-2, to win FSL Southern Division title on Sep. 1, then three days later saved the league championship game against Lakeland in his only relief appearance of the season for Miami.

He made his pro debut at Bluefield in '77 but was promoted to Miami after just one game.

**Amateur Background:** He played four years of baseball at Florida State University and set school records for wins (39... he lost 9), starts (60), innings (399), and strikeouts (345)... He also set an FSU standard with an 18-game winning streak... He won 15 games as a sophomore to lead FSU into the college world series... That year he was a finalist for the Lefty Gomez Award, college baseball's equivalent to the Heisman Trophy.

Larry played college football for one year... He led FSU in kickoff returns and was third in pass receptions.

He graduated from Seminole High School in '73... Played three years of baseball and football and one year of basketball... Was prep all-American in football and all-state in baseball in senior year... In football he started 32 consecutive games, and his jersey was retired upon graduation.

He played for the Anchorage (AK) Pilots during the summer of '75 and pitched in the National Baseball Congress' annual tournament at Wichita... Played Little League, Babe Ruth and American Legion baseball.

**Personal:** Hobbies: Fishing and hunting... Single.

## WAYNE RICHARD (CHICK) KRENCHICKI


Born: Sep. 17, '54; 6'1"; 175; Bats, L; Throws, R; Pos.: 2B-3B-SS.

**Birthplace/Residence:** Born, raised, and still lives in Trenton, N.J.

**Contract Status:**

**Tenure:** 83 days.

**Signed Originally with:** Baltimore.



YEAR CLUB	AVG.	G	AB	R	H	2B	3B	HR	RBI	BB	SO	SB	CS	HP
1976 Miami—1	.237	133	459	38	109	14	1	0	35	36	46	25	11	0
1977 Charlotte	.275	131	510	69	140	17	9	3	42	50	62	23	8	0
1978 Rochester	.296	140	520	93	154	26	1	12	71	79	40	17	8	0
1979 Rochester	.261	66	249	21	65	7	2	0	22	16	22	6	6	0
Baltimore	.190	16	21	1	4	1	0	0	0	0	0	0	0	0
1980 Rochester	.264	87	311	42	82	13	3	2	39	49	38	7	4	0
Baltimore	.143	9	14	1	2	0	0	0	0	1	3	0	0	0

M.L. Totals .171 25 35 2 6 1 0 0 0 1 3 0 0 0

Pro. Totals .267 582 2084 265 556 78 16 17 209 231 211 78 37 0

GWRI: '79—Roch 3; Bal 0. '80—Roch 7; Bal 0

\* Led league

1—Selected by Baltimore organization in January, '76 free agent draft (1st round, secondary phase) Signed on 1/10/76

**1980:** For the second straight season, Wayne was bothered by injuries and he appeared in just 96 games total (87 in Rochester, 9 in Baltimore).



## WAYNE RICHARD (CHICK) KRENCHICKI

**Baltimore:** He was recalled with Lenn Sakata on May 23 when Kiko Garcia and John Lowenstein were placed on the disabled list. . . He started three consecutive games at shortstop against Cleveland, May 26-27-28, going 1-for-10 with a run scored. . . From that point on, he appeared in just six more games (no starts) before he was optioned to Rochester on June 12 to make room for Mark Corey.

Overall, he was in six games at short, and one each at second and as a pinch-hitter (0-for-1), designated hitter (1-for-2), and pinch-runner.

**Rochester:** After being in the final group of players cut in spring training, Wayne had a fine start with the Red Wings, batting .500 (13-for-26) and hitting safely in each of his first seven games. . . He collected just one hit in his next 26 at bats (.038) but broke out of that slump with a 4-for-4 effort against Richmond on May 3. . . At the time of his recall by Baltimore, he was hitting .273 (35-for-128) and leading the Wings in rbi, at bats, and hits as he and Lenn Sakata formed one of the league's top double play combinations.

Upon his return to Rochester, he batted .319 (23-for-72) in his next 22 games and was batting .290 when he was sidelined by a bad back on July 11. . . He did not return to the lineup until Aug. 1 and then batted just .216 (24-for-11) in his final 31 games.

Wayne played 59 games at second, 21 at third, and six at short for the Wings.

**Winter Ball:** For the second consecutive winter, he played at La Guaira in the Venezuelan League (Rene Lacheman, mgr.). . . His teammates included O's catcher Dan Graham.

### PRO CAREER

Wayne was first drafted by the Phillies in '72 but chose to attend the University of Miami. . . He was signed for the O's by John Stokoe after playing three varsity seasons.

**Orioles-'79:** Wayne spent 63 days with Baltimore in two separate stints. . . He was first recalled on June 10 when Mark Belanger was disabled and appeared in seven games (three starts) before returning to Rochester on July 13 when Belanger was reactivated. . . He batted .167 (2-for-12) in that stretch with his first major league hit (single) coming off Paul Hartzell (then with Minnesota) on June 15.

He rejoined the O's on Sep. 1 and played in nine contests the final month (two starts) with a .222 average (2-for-9).

**Minors:** Wayne spent two periods of time on the disabled list at Rochester in '79. . . He was sidelined for three weeks in May with a severely sprained ankle and for ten days in August with a lacerated lip suffered in a freak batting practice accident. . . He played in just 66 games for the Wings that year.

In '78, he was chosen as the Red Wings' "player of the year" by the media and was also picked to the National Association Topps AAA team at second base. . . He led the International League in games played (140, played every game) and runs (93). . . He displayed amazing versatility on the infield, playing second base (50 games), third base (56 games), and shortstop (48 games).

Wayne was a shortstop as an amateur and in his first season of pro ball, but was converted to second base at the O's urging in the '76 Florida Instructional League. . . He earned a spot on the '77 Southern League all-star team (end of season) as the utility infielder.

**Miami Oriented:** Wayne has played a lot of baseball in Miami. . . He played three seasons at the University, a season with the Miami Orioles, and is now in his sixth spring training with the Baltimore organization, all of them spent at Biscayne College and/or Miami Stadium.

### AMATEUR BACKGROUND

Wayne played three seasons for Ron Fraser's University of Miami Hurricanes. . . He hit .316 lifetime and set school records for most hits (204) and most runs (145) career, plus seasonal marks for most doubles (17), total bases (117), and longest hitting streak (14 games). . . He was a second team all-American in '75. . . In his sophomore year ('74), Miami finished second to the Univ. of Southern California (with Rich Dauer) in the college world series.

He played for the Boulder, Colo. Collegians that won the '75 National Baseball Congress (NBC) tournament. . . He was also a member of '73 U.S. team that won world amateur tournament at Managua, Nicaragua (first U.S. title ever) and the '75 American squad that won a silver medal in the Pan-American games.

He played baseball, soccer, and basketball at Trenton's Ewing High School (graduated '72). . . Wayne won first team all-state and all-

American recognition as a senior. . . He also participated in Little League, Babe Ruth, and American Legion programs. . . In '70, he was a member of an all-star team that captured the Babe Ruth world championship in California.

### PERSONAL

Wayne's brother, Tom was a shortstop for one year in the Dodgers' farm system before hurting his arm ('68 at Ogden, Utah) and played with Steve Garvey, Bill Russell, Bill Buckner, and Bobby Valentine that year. . . Single.

## HINTON DANIEL (DAN) LOGAN

**Born:** July 17, '56; 6'6"; 230; Bats, L; Throws, L; Position: 1B.



**Birthplace/Residence:** Born, raised, and still lives in Trion, Ga.

**Contract Status:**

**Tenure:** None.

**Signed Originally with:** Baltimore.

YEAR CLUB	AVG.	G	AB	R	H	2B	3B	HR	RBI	BB	SO	SB	CS	HP
1977 Bluefield—1	.302	69	258	40	78	16	4	*14	*56	27	30	0	2	0
1978 Miami	.313	117	425	38	133	16	5	5	76	40	51	2	3	2
1979 Charlotte	.282	136	485	83	137	19	2	21	79	64	77	0	1	0
1980 Rochester	.195	62	195	21	38	7	0	2	16	19	18	0	0	0
Charlotte	.278	78	288	34	80	9	0	13	57	25	31	0	1	3

Pro. Totals .282 462 1651 216 466 67 11 55 284 175 207 2 7 5

GWRBI: '80—Roch 3, Char 7

\* Led league \* Tied for league lead

1—Selected by Baltimore organization in June, '77, free agent draft (2nd round, regular phase)  
Signed on 6/7/77

### THE 1980 SEASON

**Rocky Start:** Dan opened the season with the Red Wings, but was unable to produce the kind of power he displayed the year before in the Southern League. After 62 games, with a .195 average and only two homers and 16 rbi, he was re-assigned to Charlotte.

It was not an unusual occurrence. Rich Dauer, Sammy Stewart and Dave Ford all experienced similar setbacks when they first moved up from "AA" to "AAA".

**Comeback at Charlotte:** The transfer proved beneficial as attested by his 13 homers and 57 rbi in only 78 regular season games for the Charlotte O's.

However, the best was yet to come. In two rounds of playoffs (vs. Savannah and Memphis), Charlotte went 6-1 to capture the Southern League championship (the O's had won the first half title to qualify), and Dan was one of the principal reasons.

He batted .333 (11-for-33), hit three homers and knocked in 10 runs in the seven games. In the final series, Memphis (Expos) blanked the O's in game one, then the Birds swept the next three to win the best of five set. In those three games, Dan went 7-for-15 (.467), hit three homers and drove in eight runs.

### PREVIOUS CAREER HIGHLIGHTS

**1979:** He and Drungo Hazewood set a club mark with 21 homers each (since broken in '80 by Drungo-28 and Cal Ripken-25), and Dan was named to the S.L. all-star team while also leading the O's in games, runs, rbi and total bases. Additionally, he topped the S.L.'s first basemen in putouts (1,225) and double plays (133) and fielded .992.

That winter he played briefly in the Florida Instructional League and then joined '79 teammates Bob Bonner, Larry Jones and Pete Torrez at Aragua in the Venezuelan League.

**1978:** Though he hit only five home runs in the Florida State League which is dominated by big ballparks, Dan was third in both batting (.313) and rbi (76) and led the loop in fielding (.991).

**1977:** After being signed to a Baltimore organization contract in June he reported to Bluefield where he became the Appalachian League's all star first baseman, led the league in total bases (140), rbi (56) and tied for the home run crown (14).



## HINTON DANIEL (DAN) LOGAN

**Fla. Instructional:** Has spent at least a portion of every off-season (four) with the Orioles Florida Instructional League club at St. Petersburg.

**Amateur Background:** Played three seasons at West Georgia College (Carrollton) where he was an all-South Atlantic Conference choice in both his last two years ('76 & '77), and a Division II all-American in '77.

Was a '74 graduate of Trion High School where he lettered in baseball, basketball and football... His baseball team won the Georgia state championship in '73.

**Personal:** Dan is one of two players on the O's 40 man roster nicknamed, "Big Foot" along with Tim Stoddard... Dan wears a size 14 shoe... Hobbies: hunting and fishing... Single.

## JOHN LEE LOWENSTEIN


**Born:** Jan. 27, '47; 6'1"; 180; Bats, L; Throws, L; Position: OF-3B.

**Birthplace/Residence:** Born in Wolf Point, Mont... Grew up in Southern California... Now lives in Las Vegas, Nev.

**Contract Status:** Signed four-year contract in Oct. '78, extending thru '82.

**Tenure:** Nine years, 161 days. Will become 10 year man on Apr. 20.

**Signed Originally with:** Cleveland.



YEAR CLUB	AVG.	G	AB	R	H	2B	3B	HR	RBI	BB	SO	SB	CS	HP
1968 Waterbury—1	.000	3	2	0	0	0	0	0	0	1	1	0	0	0
Reno	.328	48	164	22	53	8	2	7	38	22	42	8	3	1
1969 Reno	.284	26	67	7	19	4	2	1	11	11	13	5	1	1
1970 Wichita	.295	108	369	69	109	15	6	18	52	59	64	10	10	3
Cleveland	.256	17	43	3	11	3	1	1	6	1	9	1	0	0
1971 Wichita	.320	37	125	27	40	8	0	8	24	24	30	4	3	2
Cleveland	.186	58	140	15	26	5	0	4	9	16	28	1	5	0
1972 Cleveland	.212	68	151	16	32	8	1	6	21	20	43	2	4	0
1973 Cleveland	.292	98	305	42	89	16	1	6	40	40	23	5	3	0
1974 Cleveland	.242	140	508	65	123	14	2	8	48	53	85	36	17	2
1975 Cleveland	.242	91	265	37	64	5	1	12	33	28	28	15	10	0
1976 Cleveland—2	.205	93	229	33	47	8	2	2	14	25	35	11	8	0
1977 Cleveland—3	.242	81	149	24	36	6	1	4	12	21	29	1	8	0
1978 Texas—4	.222	77	176	28	39	8	3	5	21	37	29	16	3	2
1979 Baltimore	.254	97	197	33	50	8	2	11	34	30	37	16	4	1
1980 Baltimore	.311	104	196	38	61	8	0	4	27	32	29	7	3	0

M.L. Totals .245 924 2359 336 578 89 14 63 265 286 393 111 65 5

GWRBI '79-3, '80-5

1—Selected by Cleveland organization in June '68 free agent draft (18th round, regular phase)

Signed on 6/13/68

2—Acquired by Toronto Blue Jays from Cleveland Indians in deal for outfielder Rico Carty on 12/6/76

3—Acquired by Texas Rangers from Blue Jays in deal for infielder Hector Torres on 3/29/77

4—Acquired by Texas Rangers from Cleveland with pitcher Tom Buskey in deal for outfielder Willie Horton and pitcher David Clyde on 2/28/78

4—Contract purchased by Baltimore Orioles from Texas for \$20,000 waiver price on 11/27/78

### League Championship Series Record

YEAR CLUB, OPP.	AVG.	G	AB	R	H	2B	3B	HR	RBI	BB	SO	SB	CS	HP
1979 Bal. vs. Cal.	.167	4	6	2	1	0	0	1	3	2	2	0	0	0

### World Series Record

YEAR CLUB, OPP.	AVG.	G	AB	R	H	2B	3B	HR	RBI	BB	SO	SB	CS	HP
1979 Bal. vs. Pit.	.231	6	13	2	3	1	0	0	3	1	3	0	0	0

**Career Highs, Game:** Runs—3, three times (1 Tex; 2 Cle.), the latest May 6, '78 at N.Y.; Hits—4, twice (both with Cle.), June 24, '73 at Mil. and Sep. 24, '74 vs. Mil. at Cle; **Home Runs**—1, 63 times; **RBI**—6, July 24, '79 (second game) vs. Sea. at Bal; 5 (with Cle.), June 24, '74 at N.Y.; 4, twice (both with Cle.); **Stolen Bases**—4, June 16, '74 vs. Min. at Cle.

**Hitting Streaks:** 12—Apr. 16 thru 30, '74.

### THE 1980 SEASON

Ordinarily, a player who was injured four times and missed six weeks of the season as a result would consider the year a write-off. Not so in John's case. Despite the physical setbacks (see "Injuries" below), he:

- (1) Batted over .300 for the first time in the majors.
- (2) Led O's in batting with men on 2nd & 3rd-.349 (16-46).
- (3) Had O's best average at home-.351 (33-94).
- (4) Had a .408 on-base percentage (93-for-228), best on the club.
- (5) Batted .417 (5-for-12) as a pinch-hitter.
- (6) Was responsible for getting the winning run across four times in the 7th inning or later (coming from behind or a tie), though he was only credited with three officially... See "Winning Runs" below for details.
- (7) Provided the season's biggest laugh with his "stretcher caper" on June 19. See page 40 for full explanation.

**Slow Start/Fast Finish:** Thru May 14 when he was injured after ramming a wall (see "Injuries"), John was batting a sluggish .186 (8-for-43) in 20 games... After returning from the disabled list on June 12, he hit .346 (53-for-153) the rest of the way, in 84 games.

**By Month:** Apr.-.227 (5-for-22)... May-.143 (3-for-21)... June-.476 (10-for-21)... July-.315 (17-for-54)... Aug.-.281 (9-for-32)... Sep.-.370 (17-for-46).

**Winning Runs:** In one period of 13 days, John drove in the winning run in the late innings three times: On July 27, his 12th inning double gave the O's a "sudden death" win over Milwaukee... On Aug. 1, with the O's trailing Minnesota 2-1, he singled home both the tying and winning runs as a pinch-hitter... On Aug. 8 at New York, his two-run pinch single put the O's ahead to stay after Eddie Murray had homered to tie the game earlier that inning.

Earlier, on June 19, he had been responsible for "driving in" the winning run in an unusual way against the A's at Baltimore. As a pinch-hitter, he drove in the tying run in the seventh with a single, then headed for second as the throw came toward the plate. The throw was cut-off and relayed to second. However, the ball hit John on the neck, caromed into the outfield, and Al Bumby came in from third with what proved to be the winning run.

Then, John who was knocked down by the throw recovered in time to stage his impromptu "stretcher caper" (see page 40), much to the delight of everyone in the ballpark.

**Odds and Ends:** Though his home runs dipped from 11 to 4, and his rbi from 34 to 27, he made them all count... Bounced into only two double plays in 45 possibilities. Played 104 games, most for him since '74.

### '80 AND PREVIOUS CAREER HIGHLIGHTS

**Two Years with O's:** In two seasons John has done everything he was asked to do and some things he wasn't (like running into fences).

When he arrived in Baltimore he had a .238 career average in nearly eight full big league seasons. With the Birds, he has batted .282, some 44 points higher (111-for-393) in 201 games with 15 homers and 61 rbi... He has batted .305 (53-for-174) at Memorial Stadium.

**Injuries:** On May 14, '80 John sustained severe bruises to his left hip and right shoulder after running into the left field fence in pursuit of an Al Oliver double at Memorial Stadium. He was disabled on May 18, and didn't return to action until June 12.

Three days later, on June 15, he ran into another fence, in Seattle, and aggravated the previous hip injury... He came back four days later, on June 19, only to get hit on the back of the neck, and had to be carried off on a stretcher (see "Winning Runs" above). Fortunately that was not a disabling injury.

Finally, on Sep. 24, he sprained tendons in his right hand while batting against the Red Sox, and was forced to sit out the last 12 days of the season.

**Fence Busting:** In his two years with the O's he's been injured three times by colliding with fences... In addition to the two instances in '80, he severely sprained his left ankle chasing down a Don Money double on Aug. 9, '79. He was on the disabled list for 15 days but it took several more weeks for him to regain his mobility.

**Fielding:** In each of his two seasons with the O's, John has made just one error in exactly 132 chances (.992)... In '80 he played only left and right field. The year before he played at five different spots, all three outfield positions plus first (one game) and third (one game). During his big league career he has played every position but pitcher and catcher.

**vs. Opponents:** He hit over .300 against seven different clubs in '80 (see pages 34-35)... His highest average was .421 (8-for-19) against Chicago... He batted .364 (8-for-22) vs. Boston and went 5-for-13 (.385) against both California and Detroit.



## JOHN LEE LOWENSTEIN

Lifetime, John has done his best work against the Brewers... He is batting .300 (95-for-317) with 10 homers and 49 rbi, all personal highs vs. one opponent.

**ALCS/WS:** John was the hero of the opening game of the championship series when, in his first appearance ever in post-season play, he hit a three-run pinch-hit homer in the bottom of the tenth inning off John Montague to give the O's a 6-3 win... It was the first homer by a pinch-hitter in 11 years of ALCS competition.

John started ALCS games two and four (against righthanders Dave Frost and Chris Knapp) in left field and was a pinch-hitter and late-inning replacement in the third game.

He played in six world series contests with starts in left in games one, two, and seven... He batted .231 (3-for-13) overall, but was 2-for-3 in a pinch-hitting role including a bases-loaded, two-run double in the O's six-run eighth inning in game four.

**Grand Slams/RBI:** John hit his second career slam on July 24, '79 off Seattle's Odell Jones in Baltimore... He went 3-for-5 in that game and set a career high with six rbi... His other bases loaded homer was hit at Yankee Stadium, while he was with the Indians, on June 24, '74 off Mike Wallace... He drove in five runs in that game.

**1979:** He batted .392 (11-for-28) with four homers and 11 rbi in his first 16 games, thru May 19, then batted .231 (39-for-169) the rest of the way... His 11 hrs were his second highest total... He was second on the club in steals with 16 in 20 attempts.

On July 21 against California he did everything in "threes"... He played all three outfield positions, walked three times, and had a three base hit that drove in three runs... Had 13 of his 34 rbi against the Mariners.

### EARLY CAREER

**Cleveland:** John was signed originally for Cleveland by former Oriole Bob Nieman... He had never played a regular season game outside the Indians organization until he was traded to Texas in Feb. '78. This, despite the fact, that he was acquired by Toronto in Dec. '76. The Blue Jays traded him back to Cleveland during spring training the following March.

Spent two partial seasons ('70 and '71) and six full campaigns ('72 thru '77) with the Indians.

His best average was .292 (98 games) in '73, but his most productive season was '74. That year he set career highs in games (140), at bats (508), runs (65), hits (123), rbi (48), walks (53) and steals (36)... His stolen base total was the third highest in the A.L.... In '75, he hit a career high 12 homers including one in each of three consecutive games, May 25-28.

He batted exactly .242 three times in a four year span ('74, '75, and '77)... Once scored from second on a long fly ball (by Buddy Bell), on May 21, '77.

**Texas-'78:** Though listed as an outfielder, he played more games (25) at third base than in the outfield (16).

**Minors:** Missed most of his second pro season because of a six-month tour of active duty with the U.S. Marine Corps... Was an all-star third baseman in the American Association in '70.

**Amateur Background:** Was second team NCAA college division all-American team choice in '68 as a shortstop while playing for the University of California at Riverside... Hit .393 that year... Led the California Collegiate League in batting with a .433 average in '66.

Was a shortstop at Norte Vista High in Riverside... Named to the all-California Interscholastic Foundation (C.I.F.) Class A team... Played basketball and football.

Played in Little League and Babe Ruth programs... Once had 16 rbi in a Little League game and hit four homers, two with the bases loaded and two with two on.

★ ★ ★

**Personal:** Hobbies: golf, camping, hunting, wilderness hiking, fishing, skiing, racquetball, and tennis... Spent the '79 all-star break white-water rafting on the rapids of the Snake River of Idaho.

Spent the '79 off-season working with the Nevada Bureau of Land Management... Was also actively involved in state programs for teenage alcohol and drug abuse... Holds a B.A. degree with a major in anthropology from the Univ. of California Riverside.

John and his wife, the former Barbara Schlottfelt, were married on 2/11/71.

124

## JOSE DENNIS MARTINEZ


Born: May 14, '55; 6'1"; 183; Bats, R; Throws, R; Position: P.

**Birthplace/Residence:** Born and raised in Granada, Nicaragua... Now lives in Baltimore.

**Contract Status:** Signed three year contract for '79, '80 & '81.

**Tenure:** Four years, 26 days.

**Signed Originally with:** Baltimore.



YEAR CLUB	W-L	ERA	G	GS	CG	SHO	SV	IP	H	R	ER	BB	SO
1974 Miami-1	15-6	2.06	25	25	10	4	0	179	124	48	41	53	162
1975 Miami	12-4	2.61	20	20	9	3	0	145	125	54	42	35	114
Asheville	4-1	2.60	6	6	4	1	0	45	45	16	13	12	18
Rochester	0-0	5.40	2	0	0	0	0	5	7	4	3	0	4
1976 Rochester	*14-8	*2.50	25	23	*16	1	0	180	148	64	50	50	*140
Baltimore	1-2	2.57	4	2	1	0	0	28	23	8	8	8	18
1977 Baltimore	14-7	4.10	42	13	5	0	4	167	157	86	76	64	107
1978 Baltimore	16-11	3.52	40	38	15	2	0	276	257	121	108	93	142
1979 Baltimore	15-16	3.67	40	*39	*18	3	0	*292	279	129	119	78	132
1980 Baltimore	6-4	3.97	25	12	2	0	1	100	103	44	44	44	42
Miami-2	0-0	0.00	2	2	0	0	0	12	3	1	0	5	7

M.L. Totals 52-40 3.70 151 104 41 5 5 863 819 388 355 287 441

\* Led league

• Tied for league lead

1—Signed by Baltimore organization as an undrafted free agent on 12/10/73

2—On rehabilitation assignment July 1-10 1980

### League Championship Series Record

YEAR CLUB OPP.	W-L	ERA	G	GS	CG	SHO	SV	IP	H	R	ER	BB	SO
1979 Bal. vs. Cal.	0-0	3.24	1	1	0	0	0	8.1	8	3	3	0	4

### World Series Record

YEAR CLUB OPP.	W-L	ERA	G	GS	CG	SHO	SV	IP	H	R	ER	BB	SO
1979 Bal. vs. Pit.	0-0	18.00	2	1	0	0	0	2	6	4	4	0	0

**Low-Hitters:** Two Hitters—3, the latest Sep. 6, '78 vs. Bos. at Bal. **Three-Hitters**—3, the latest May 10, '79 vs. Oak. at Bal. **Four-Hitters**—5, the latest July 15, '79 at Sea.

**Strikeout Highs:** 10—Aug. 3, '78 vs. Mil. at Bal. 9—June 6, '79 vs. K.C. at Bal.

**Winning Streaks:** 10—Apr. 22 (first game) thru June 20, '79: 4—three times, the latest Sep. 12 thru Oct. 1, '78

**Pitches:** Fastball, curve, slider, and change.

### THE 1980 SEASON

Two shoulder injuries made the first half of the season a nightmare for Dennis. He missed the first 10 days of the season, then later appeared in only one (big league) game during a two month stretch between May 10 and July 13, not including two starts at Miami while on rehabilitation assignment... See "Injuries" below.

In all, Dennis appeared in seven games, including four starts, for the O's in the first half and was 1-1 with an 8.44 era (16 ip, 23 h, 15 er).

After his return from his second tour on the disabled list (starting 7/13), he went 5-3, with one save in 18 games, including eight starts, and had a highly respectable 3.12 era (83.2 ip, 80 h, 29 er).

Overall, he made 12 starts and was 6-3 with a 4.97 era (63.1 ip, 70 h, 35 er)... In 13 relief appearances he was 0-1 with one save and a 2.23 era (36.1 ip, 33 h, 9 er).

Dennis excelled for Ray Miller at Caguas in the Puerto Rican League during the winter. In the regular season, he was 6-1 with a 1.39 era, then won the fifth and last game of the final playoff round, beating Mayaguez 2-1, to give Caguas the Puerto Rico championship.

**Gems:** During the second half, Dennis pitched three outstanding games as a starter... On July 17, he went 8.2 innings to beat Milwaukee, 1-0, on five hits with last minute help from Tippy.

During the O's challenging 11 game stretch in August when they played only the Yankees and Royals, Dennis went the route on Aug. 11 to beat Larry Gura at K.C., 2-1.

Then on Sep. 29, he won a complete game, 5-2 decision over Dick Drago and the Red Sox.

**Injuries:** Dennis tore the deltoid muscle in his right shoulder while pitching against the Phillies in an exhibition at Clearwater on Mar. 25. He was subsequently placed on the disabled list, and didn't come off until Apr. 20, 10 days into the season.

125



## JOSE DENNIS MARTINEZ

After scattered appearances over the next three weeks thru May 10, it was obvious that his shoulder was still (or again) bothering him, and he was rested for the next three weeks. Following a brief relief appearance on June 2, however, he was put back on the disabled list. He didn't return to the active list until July 13, but did pitch twice effectively for the Miami O's during a 10 day rehabilitation assignment (July 1-10).

### '80 AND CAREER

**First Nicaraguan:** In '76 Dennis became the first Nicaraguan ever to play in the major leagues (see details of debut under "1976" below). . . Tony Chevez who pitched briefly for the O's in '77 was the second and in '80 Twins' hurler Al Williams became the third Nicaraguan to have made it to the big leagues (all pitchers).

**Fielding:** Dennis has twice led A.L. pitchers in chances accepted: '78-77 and '79-85. . . In '78, he also led in assists-51.

**vs. Boston:** Dennis has pitched in 20 games against the Red Sox (18 starts) and has worked a lifetime total of 140.2 innings vs. Boston, some 63 more than he has pitched against any other club.

Last year, he pitched in three games against the Carmines, all within eight days, (Sep. 23 thru Oct. 1) and was 1-0 with a save (for Sammy Stewart). Lifetime, he is 7-10 with a save and a 4.16 era (65 er).

**vs. Other Opponents:** In '80, Dennis was particularly effective against the A.L. champion Royals. . . He was 1-0 (See "Gems" above), worked 20.1 innings and yielded only 16 hits and four earned runs in three games (two starts). . . See pages 25-26.

He is 4-0 lifetime vs. Oakland (2.15 era) and 8-1 against Seattle. He had beaten the Mariners seven straight times without a loss until they jumped him for five runs in 0.1 innings on Aug. 25 at the Kingdome, winning 10-5. . . Six days later Dennis beat them in Baltimore.

The toughest club for him to beat has been the Yankees against whom he is 1-5.

**CS/WS:** Dennis started game three of the ALCS, at Anaheim, pitched well thru eight innings, and carried a 3-2 lead into the ninth.

In the ninth, Denny retired lead-off man Don Baylor, the A.L.'s "mvp," on a fly ball, but then gave up a double to Rod Carew. At that point Don Stanhouse came on, and a walk, an error, and Larry Harlow's double gave the Angels their only ALCS victory, 4-3. The loss went to Stanhouse.

In the world series, he started game four at Pittsburgh, but the Pirates roughed him up for six hits (including a Willie Stargell homer) and four runs in just 1.1 innings, and he gave way to Sammy Stewart. The O's were down, 4-0, but bounced back to win for Tim Lincecum, 9-6.

### HIGHLIGHTS BY YEAR

**1979:** Dennis led the A.L. in starts (39), innings (292) and complete games (18); was the league's most prolific fielder (85 chances), and put together a 10 game winning streak. Despite all this, he was the only pitcher on the O's staff with a losing record (15-16).

**Good Start:** After losing his first two decisions, he won his next 10 decisions in 14 starts (O's won 13 of those starts) thru June 20. At that point, he was 10-2 on the year, 18-3 starting Aug. 15, '78 (he won eight of his last nine decisions that year), and 41-22 in the major leagues.

**Sad Ending:** After that, starting June 24, Dennis' fortunes dipped sharply. He went 5-14 the rest of the way in 22 starts, and was 1-8 from Aug. 16 to the end. During the longer stretch, his era was 3.97, but his offensive support was lacking as well. . . In the 14 losses during that span, the O's averaged two runs per game. . . Nine of those defeats were by one run, and he pitched nine complete games in those 22 starts.

**Miscellaneous:** After the world series he went to Japan for a series of major league all star games accompanied by Earl Weaver and teammates Rick Dempsey and Ken Singleton. . . He retired the last 19 batters during a route going four hit win over Toronto on May 20.

**1978:** Thru July 28, Dennis was 7-7 with a 5.13 era. From then on he compiled a 1.72 era (130.2 ip, 87 h, 25 er) over 15 starts of which he completed 12 (he had pitched only one cg in his first 15 starts of the year). . . He was 9-4 during that period, including 8-1 after Aug. 11.

His four losses during the final two months were by scores of 2-1 three times and 2-0 once.

Dennis pitched 6.2 hitless innings vs. Seattle on Aug. 25 at Baltimore before Bill Stein spoiled it with a single. . . Dennis wound up with a two-hit shutout. . . He pitched 11 scoreless innings, and retired 18

straight batters in one stretch, at California on Aug. 30, yielding only five hits. Don Stanhouse ultimately lost, 1-0, in 14 innings.

**1977:** In his first full year he was 6-3 in 13 starts and 8-4 with four saves in 29 relief appearances.

**1976:** Dennis made his debut on Sep. 14 vs. Detroit at Baltimore. . . He picked up a win that night after 5.2 scoreless relief innings, and fanned five Tigers, including the first three batters he faced (Mickey Stanley, Bill Freehan and Chuck Scrivener).

**'76 Rochester:** He was voted the #1 righthander in the I.L. (Scott McGregor was the top lefty) and led the league in wins (14), complete games (16), strikeouts (140) and era (2.50). . . He was chosen to both the Topps Nat'l. Ass'n. AAA and International League all star teams.

### EARLY CAREER

**Minors:** Dennis was 45-19 (.703) in three minor league seasons. . . He was signed originally by Ray Poitevint and Julio Blanco-Herrera.

**Amateur Background:** Pitched for Nicaragua in amateur world series in '72 and '73. . . In '73 he lost to the U.S., 1-0, in 10 innings at Managua. . . Played Little League and Babe Ruth baseball.

**Personal:** Dennis and his wife, the former Luz Marina Garcia, were married Mar. 12, '73. They are the parents of a son, Dennis (11/16/73) and a daughter, Erica (9/16/74). . . The Martinez family now lives in Baltimore the year around except when Dennis is playing winter ball.

## FELIX ANTHONY (TIPPY) MARTINEZ

Born: May 31, '50; 5' 10"; 175; Bats, L; Throws, L; Position: P.

**Birthplace/Residence:** Born and raised in La Junta, in southwestern Colorado. . . Now lives year round in Timonium, Baltimore County.

**Contract Status:** Signed thru '86. . . Agreed to five-year contract extension in Jan. '81 with one year remaining on present contract.

**Tenure:** Five years, 132 days.

**Signed Originally with:** New York Yankees.



YEAR CLUB	W-L	ERA	G	GS	CG	SHO	SV	IP	H	R	ER	BB	SO
1972 Oneonta-1	1-0	2.00	2	1	1	1	1	9	3	2	2	10	9
Kinston	0-0	4.50	5	2	0	0	0	20	22	10	10	13	18
1973 Kinston	13-8	2.66	54	2	0	0	*15	105	74	38	31	61	160
1974 Syracuse	7-5	3.78	36	0	0	0	8	64	49	29	27	32	70
New York (AL)	0-0	4.15	10	0	0	0	0	13	14	7	6	9	10
1975 Syracuse	8-2	2.05	14	14	4	1	0	110	91	39	25	35	105
New York (AL)	1-2	2.68	23	2	0	0	8	37	27	15	11	32	20
1976 NY-Bal.-2	5-1	2.31	39	0	0	0	10	70	50	19	18	42	45
1977 Baltimore	5-1	2.70	41	0	0	0	8	50	47	17	15	27	29
1978 Baltimore	3-3	4.83	42	0	0	0	5	69	77	41	37	40	57
1979 Baltimore	10-3	2.88	39	0	0	0	3	78	59	29	25	31	61
1980 Baltimore	4-4	3.01	53	0	0	0	10	81	69	30	27	34	68

M.L. Totals 28-14 3.14 247 2 0 0 44 398 343 158 139 215 290

\* Tied for league lead

1—Signed by New York Yankees as an undrafted free agent on 7/26/72.

2—Acquired by Baltimore Orioles from New York Yankees with pitchers Rudy May, Dave Pagan and Scott McGregor (assigned from Syracuse to Rochester) and catcher Rick Dempsey in deal for pitchers Ken Holtzman, Doyle Alexander, Grant Jackson, and Jimmy Freeman (assigned from Rochester to Syracuse) and catcher Elrod Hendricks on 6/15/76.

### League Championship Series Record

1979 Bal. vs. Cal.

(did not appear)

### World Series Record

1979 Bal. vs. Pit. 0-0 9.00 3 0 0 0 0 1.1 3 1 1 0 1

Longest Relief Stints: 8.1 innings—May 12, '80 vs. Tex. at Bal; 7.2 innings—July 23,

'79 vs. Oak. at Bal.

Strikeout Highs: 9—Aug. 30, '80 vs. Cal. at Bal; 7—May 7, '79 vs. Oak. at Bal.

Pitches: Fastball, curve, and change.

### THE 1980 SEASON

Tippy was the Orioles' top lefthander in the bullpen for the fourth consecutive season, pitching effectively in both long and short relief. . . He set career highs for appearances (53), innings pitched (81), and strikeouts (68) while matching his personal best for saves (10).



## FELIX ANTHONY (TIPPY) MARTINEZ

Since joining the O's on June 15, '76, he is 25-12 with 34 saves and an era of 3.26 (320 ip, 284 h, 116 er)... He has appeared in 203 games, walked 160, and fanned 246.

**Summary:** Tippy was scored upon in 14 of his 53 outings and was touched for more than two runs only three times... He was used ten times in long relief (entered game in sixth inning or earlier) and 43 times as a short reliever (seventh or later)... He finished 26 games.

After a shaky start in which he allowed five runs in his first four innings (two appearances), Tippy allowed just three runs in his next 29.2 innings (0.91 era) over 17 games to lower his overall era to 2.14... His earned average soared to 3.57 when he allowed six runs in 1.2 innings at Toronto on June 30... From then on, his era was 2.56 (13 er in 45.2 ip) in his final 33 outings... Without that Toronto performance, Tippy's overall era drops from 3.01 to 2.38.

Before the all-star break, he was 1-2 with four saves and a 3.53 era (14 er in 35.2 ip) in 21 games... In 32 contests after the mid-season classic, he was 3-2 with six saves and an era of 2.58 (13 er in 45.1 ip)... Despite that, his best month was May, when he had three saves and a 1.29 era (3 er in 21 ip) in nine games.

**Saves For:** Mike Flanagan, Dennis Martinez, Scott McGregor, and Steve Stone, two each; Jim Palmer and Sammy Stewart, one apiece.

**Combination Shutouts:** Tippy completed three shutouts for O's starters in '80; an 8-0 win for Jim Palmer at Cleveland on May 20 (2 ip, no save); a 2-0 victory for Palmer at Toronto on July 1 (0.1 ip, save); a 1-0 triumph for Dennis Martinez at Milwaukee on July 17 (0.1 ip, save).

He also shared a shutout with Scott McGregor at Yankee Stadium on Aug. 3, '79, pitching the ninth inning in a 1-0 win (save).

**Career Highs:** Tippy pitched 8.1 innings of relief against Texas on May 12, the longest outing of his major league career... He allowed a run on three hits in that contest.

Tippy set a career high for strikeouts when he fanned nine California Angels in a 6.1 inning effort on Aug. 30 at Baltimore.

**Odds and Ends:** He picked up three of his four victories in an eight-game period from Sep. 10 thru 24 with Tim Stoddard saving two of those... He pitched nine consecutive scoreless innings, a span of ten appearances, from July 23 thru Aug. 23.

Tippy is now seventh on the all-time club list with 34 saves, one behind Hoyt Wilhelm... Among O's lefthanders, only Grant Jackson (39) accumulated more career saves.

## 1980 AND MAJOR LEAGUE CAREER

**Home Runs:** Tippy's streak of 65 straight appearances (123.2 innings) without allowing a homer was snapped on Apr. 19 at Baltimore when Chicago's Marv Foley homered with two out in the top of the 12th inning... Prior to Foley's blast, Detroit's Aurelio Rodriguez was the last to connect off Tippy on May 23, '78.

It was also just the second four bagger Tippy had ever surrendered at Memorial Stadium and the first since Hal McRae's shot on Apr. 23, '78, a span of 31 games and 69.1 innings.

Earlier in his career, he put together a stretch of 55 straight homerless games (89.1 innings) between Carl Yastrzemski's blast on May 20, '76 (while Tippy was still with the Yankees) and a home run by Cliff Johnson on July 26, '77... Yastrzemski is the only player to have ever hit two homers off Tippy (the other coming on 7/27/75 at Shea Stadium).

Since he came to the majors in '74, Tippy has allowed just 14 homers in 398 innings... He's given up 11 with the Orioles, including a career high five in '80 (3 home, 2 away).

**"Sudden Death" Successes:** Tippy won two games in "sudden death" last season, and since he joined the O's in '76, nine of his 16 wins at Memorial Stadium have come in that situation: '77-1; '78-1; '79-5; '80-2.

His '80 "sudden death" triumphs came on June 2 vs. Milwaukee (Sakata hr in bottom of 11th) and on Sep. 19 against Toronto (DeCinces' hr in bottom of 12th)... One of his two road losses (at Minnesota on July 21 in bottom of 11th) was also in sudden death.

In '79, the O's won nine games at home in "sudden death" and Tippy was the winning pitcher in five, three of those in relief of Steve Stone.

**Vs. Yankees:** Tippy enjoyed great success against the Yankees for the second straight year although he did not record a win or save against them... He pitched six scoreless innings in seven ap-

pearances vs. New York and since the beginning of '79 has allowed just two runs in 16.1 innings against them (1.10 era) with a win and two saves.

Lifetime vs. his former team, Tippy is 5-4 with five saves and a 2.82 era (12 er in 38.1 ip). In his first year and a half with the Birds, he was 4-0 with two saves in 13 appearances against the Yankees.

## PREVIOUS CAREER HIGHLIGHTS

**Starts:** He has started only twice in 247 big league appearances and lost both games for the Yankees in '75 (to Bos. on July 27 and to Cal. on Aug. 24).

**1979:** Tippy set a career high with ten victories and was especially effective after July 4 when he was 5-2 with three saves and a 2.22 era (11 er in 44.2 ip) over 22 appearances.

**Consecutive Batters Retired:** He retired 23 consecutive batters on July 23 vs. Oakland at Baltimore... He relieved Mike Flanagan with one out in the second inning and the A's leading 4-0... After walking the first batter, Dave Chalk, he pitched 7.2 perfect innings. The O's scored four times in the eighth on Pat Kelly's grand slam to win, 7-4.

Over five straight appearances starting July 23, Tippy gave up only one hit (to Seattle's Bruce Bochte) and no walks and retired 36 of 38 batters over the equivalent of 12 full innings thru Aug. 4 (8th inning)... One batter reached on an error.

He also retired 18 of 19 batters in consecutive appearances vs. Detroit on June 22 (all seven faced) and June 23 (11 of 12 faced-Lance Parrish walked)... Tippy won both games in "sudden death".

**CS/WS:** He did not pitch in the ALCS vs. California but did relieve in three world series games against Pittsburgh (#2, 5, & 7).

**1978:** Tippy was hampered by a case of tendinitis and finished with the highest earned run average of his career (4.83)... All three of his losses were to the Yankees... He went 26 days between appearances from Sep. 2 to 26.

**1976-77 Orioles:** After coming to Baltimore on June 15, '76, Tippy went 3-1 with eight saves and a 2.57 era (12 er in 42 ip) the rest of the season.

**Yankees:** He was originally signed for the Yankees by Sam Suplizio as an undrafted free agent off the Colorado State (Ft. Collins) campus in '72... One year later he led the Carolina League in saves (15) and was 13-8 in 53 appearances, all but two of them in relief... That year he fanned 160 in 105 innings.

Tippy joined the Yankees for the first time in Aug. '74, then almost made the club at the start of the '75 season... However, an injury to Dick Tidrow (rhp) necessitated adding another righthander to the staff instead... He won the James P. Dawson Award as the top rookie in the Yankees' '75 spring camp.

He was recalled from the minors on July 16, '75, and went on to lead the staff in saves (8)... Sparky Lyle was 5-7 with only six saves that year.

**Amateur Background:** He played football, basketball, and baseball at La Junta High School, and was drafted as an outfielder by the Washington Senators after his senior year on a late round in '69, but chose to attend Colorado State.

**Personal:** Tippy is of Spanish-Mexican descent but is a third generation American and speaks little or no Spanish... He and his wife, the former Carol Sarlo, were classmates (graduated '69) at La Junta High School... They have two children: Jacen Anthony (8/2/70) and Courtney Ann (10/10/78).

After spending every winter of his career in Colorado, Tippy purchased a home in Towson in '80 and is now a fulltime Maryland resident... His hometown of La Junta held a "Tippy Martinez Day" in his honor after the '79 world series.

**ORIOLES WORLD SERIES SHARES:** 1966 (Winners)—\$11,683.04, 1969 (Losers)—\$14,904.21, 1970 (Winners)—\$18,215.78, 1971 (Losers)—\$13, 906.46, 1979 (Losers)—\$22,113.94.

## 100 WINS

The Orioles won more than 100 games in each of three straight seasons—'69 (109), '70 (108) and '71 (101). Only two other clubs have achieved this feat in the history of major league baseball: the '29-'30-'31 Philadelphia A's (104-102-107) and the '42-'43-'44 St. Louis Cardinals (106-105-105).



## SCOTT HOUSTON MCGREGOR


**Born:** Jan. 18, '54; 6'1"; 190; **Bats:** L-R; **Throws:** L; **Position:** P.

**Birthplace/Residence:** Born in Inglewood, but grew up in El Segundo, Cal. (Both in L.A. area). Now lives in Cockeysville, Baltimore County.

**Contract Status:** Signed five-year contract extending thru '85 on Dec. 6, '80.

**Tenure:** Four years, 25 days.

**Signed Originally with:** New York Yankees.



YEAR CLUB	W-L	ERA	G	GS	CG	SHO	SV	IP	H	R	ER	BB	SO
1972 Ft. Lauderdale	7-3	2.73	11	11	7	3	0	79	66	30	24	25	54
1973 West Haven	*12-13	3.29	27	27	14	2	0	*197	197	95	72	63	126
1974 Syracuse	13-10	3.44	27	27	12	3	0	*199	204	88	76	75	124
1975 Syracuse	6-9	3.99	21	20	5	2	0	124	134	73	55	60	72
1976 Syr.-Roch.	*212-6	3.06	24	23	14	*6	0	162	159	59	55	40	83
Baltimore	0-1	3.60	3	2	0	0	0	15	17	7	6	5	6
1977 Baltimore	3-5	4.42	29	5	1	0	4	114	119	57	56	30	55
1978 Baltimore	15-13	3.32	35	32	13	4	1	233	217	98	86	47	94
1979 Baltimore	13-6	3.34	27	23	7	2	0	175	165	70	65	23	81
1980 Baltimore	20-8	3.32	36	36	12	4	0	252	254	101	93	58	119
<b>M.L. Totals</b>	<b>51-33</b>	<b>3.49</b>	<b>130</b>	<b>98</b>	<b>33</b>	<b>10</b>	<b>5</b>	<b>789</b>	<b>772</b>	<b>333</b>	<b>306</b>	<b>163</b>	<b>355</b>

\* Led league

\* Tied for league lead

1—Selected by New York Yankees' organization in June '72 free agent draft (1st round, regular phase). Signed on 6/28/72.

2—Acquired by Baltimore organization from Yankees' organization on 6/15/76, and assigned by Syracuse to Rochester (International League) in exchange for contract of pitcher Jimmy Freeman. At the same time, Baltimore acquired pitchers Rudy May, Tippy Martinez and Dave Pagan and catcher Rick Dempsey from the Yankees in deal for pitchers Ken Holtzman, Doyle Alexander, and Grant Jackson and catcher Elrod Hendricks.

### League Championship Series Record

YEAR CLUB OPP.	W-L	ERA	G	GS	CG	SHO	SV	IP	H	R	ER	BB	SO
1979 Bal. vs. Cal.	1-0	0.00	1	1	1	1	0	9	6	0	0	1	4

### World Series Record

YEAR CLUB OPP.	W-L	ERA	G	GS	CG	SHO	SV	IP	H	R	ER	BB	SO
1979 Bal. vs. Pit.	1-1	3.18	2	2	1	0	0	17	16	6	6	2	8

**Low-Hitters:** Two-Hitters—1, May 22, '80 vs. Det. at Bal; **Three-Hitters**—twice, Aug. 31, vs. Cal. at Bal. and Sep. 9, '80 at Det; **Four-Hitters**—4, the latest June 24, '80 vs. Tor. at Bal.

**Strikeout Highs:** 7—three times, the latest June 6, '80 at Cal.

**Winning Streaks:** 7—Apr. 30 thru June 11, '78; 4—five times, the latest Aug. 31, thru Sep. 18, '80.

**Pitches:** Fastball, curve, slider, and change.

### THE 1980 SEASON

Scott became a 20-game winner for the first time when he defeated Cleveland's Len Barker, also going for his 20th, on the final day of the season... He was one of five A.L. pitchers to reach that level (and one of seven in the majors), and combined with Steve Stone to give the O's the only staff in the majors with two 20-game winners.

Scott who became the O's 22nd 20-game winner in the last 13 years required four starts to get there, after picking up his 19th victory on Sep. 18.

His record is even more impressive considering he missed the first 12 days of the season with a sore elbow, and was only 1-2 thru the first six weeks of the campaign (thru May 21)... He was 11-3 after July 19.

**Big Game:** In his brief big league career, Scott has won a number of important games for the O's. Among the biggest was his 1-0 win over the Yankees and Luis Tiant at Baltimore on Aug. 17... That six-hit effort, before 50,073 fans, enabled the O's to tie that series at two wins apiece, setting the stage for the Birds to win the pivotal fifth game the following night. The O's went 6-2 in eight games against the Yankees that month.

**Odds and Ends:** He was third in the league behind Stone (.781) and Rudy May (.750) in won-lost percentage among the 50 qualifiers (162 or more innings), and set personal highs in starts (36), wins, innings (252) and strikeouts (119)... He also matched his previous shutout high (4 in '78).

He held his opponents to four or fewer hits in five of his 12 complete games, and had three four-game winning streaks... Tim Stoddard saved three of his victories and Tippy Martinez two... Scott was 11-4 at home and 9-4 on the road.

### '80 AND MAJOR LEAGUE CAREER

**Winning:** He is 33-14 (.702) over the last two years (33-12 starting June 11, '79), and 48-24 (.667) beginning Apr. 30, '78 after losing his first three starts that season, his first as a regular in the O's rotation... Prior to that he was 3-9 in the A.L.

April is the only month in which he has a lifetime losing record (2-5)... In the other months he is: May (8-3), June (9-4), July (10-7), Aug. (11-6), Sep. (10-8), Oct. (1-0).

**Injuries:** In each of the past two years, he has been bothered by early season tendinitis in his left elbow. Last spring, he felt a twinge while pitching in an exhibition vs. Texas on March 30, and did not pitch again until 23 days later when he made his first regular season start (Apr. 22, a no-decision start vs. N.Y.).

In '79, he didn't win his first game until the season was two months old (June 11), and made only four appearances over the first seven weeks, thanks to the sore left elbow which originally developed the previous September.

**Control:** Scott averaged only 2.07 walks per nine innings (58 bb, 252 ip) in '80 (11th best among the 50 qualifiers), but that was his highest career yield, well above his league leading '79 average of 1.18 and his '78 figure of 1.82... The Rangers' Jon Matlack was the A.L. leader in '80 at 1.84.

In the last three years, Scott has issued no more than one walk in 62 of 91 starts ('78...25 of 32; '79...19 of 23; '80...18 of 36)... In one month long stretch in '79, he pitched 46.1 consecutive innings without walking a batter. After passing Toronto's Dan Ainge on June 29, he didn't walk another until Amos Otis waited him out on July 29.

His career high for walks in a game is 6 on Apr. 9, '78 at Toronto. Ironically, he went the route and shutout the Blue Jays, 4-0.

**Shutouts/1-0 Wins:** He has pitched 10 shutouts over the last three years (not including one in '79 ALCS), four of them last year... His first two in '80 were by 1-0 scores over Toronto on June 24 (Stieb), and the Yankees on Aug. 17 (Tiant), both at home... Later, he downed California (see "vs. Opponents" below), 5-0, Aug. 31 (also in Baltimore) and Detroit, 2-0, Sep. 9 at Tiger Stadium.

In addition to his two 1-0 wins in '80, Scott also decisioned Tiant and the Yankees on Aug. 3, '79 by that score, with ninth inning help from Tippy Martinez.

His career shutouts have been at the expense of: New York and Toronto—twice each; California, Chicago, Cleveland, Detroit, Minnesota and Oakland, once each.

**vs. Opponents:** Scott was 3-0 last year vs. the Angels and over the past two seasons is 6-0, including his pennant clinching shutout in the '79 ALCS... He has an 0.52 era against California in this period (52.1 ip, 29 h, 3 er) and has held the Angels to a .150 average (27-for-180)... See "vs. California" on page 45 for more details.

Last year, Scott was also 3-0 vs. the Tigers against whom he has a 9-1 career record, and was 4-0 with Minnesota. He has won six straight against the Twins since losing his only lifetime decision to them on July 22, '78... Lifetime, he is 7-1.

His two wins against Cleveland (without a loss) last year were both at the expense of Len Barker... Scott is only 3-5 lifetime vs. the Yankees, but all three wins have been shutouts pitched in August: 8/13/78 (see "Bizarre Yankee Shutout" below under "1978"); 8/3/79 and 8/17/80... He is 4-0 lifetime vs. Texas (1-0 in '80). The two clubs he's had the most trouble with are Milwaukee (1-5) and Boston (2-5).

**CS:** Scott became the first pitcher other than Jim Palmer to clinch a pennant for the O's when he defeated California in the fourth game of the ALCS at Anaheim (Oct. 6)... He threw a six-hitter, walked one and fanned four.

Palmer pitched the clincher in '66 at K.C. before divisional play, then won the decisive games of the '69, '70 and '71 ALCS.

Though the O's won the game 8-0, it was a lot closer than that until the Birds struck for five runs in the seventh inning. In the 5th, the O's were up by 3-0, but the Angels loaded the bases with only one out. Then a brilliant play by Doug DeCinces took Scotty and the O's out of a dangerous situation when he turned Jim Anderson's possible game tying three-run double into a miraculous inning ending double play.

**WS:** Scott drew the O's starting assignment for game three (at Pittsburgh) and was shaky at the start. At the point that a 1:07 rain delay intervened, the O's had just scored twice (on a Benny Ayala homer) in the third, but still trailed the Pirates 3-2.

After play resumed Scott was completely in control and went on to



## SCOTT HOUSTON MCGREGOR

limit the Bucs to one run and four hits over the last seven innings. Meanwhile the Birds pounced on John Candelaria and Enrique Romo for five in the 4th and went on to win 8-4. Scott went the route, allowing nine hits and no walks while fanning six.

With the series deadlocked at three apiece, Scott earned the start in game seven. He led 1-0 on Dauer's third inning home run until the sixth when Willie Stargell hit a two-run shot. The score remained 2-1 when Scott left for a pinch-hitter in the bottom of the eighth.

Pittsburgh scored twice more in the ninth as five Baltimore relievers paraded to the mound, and won 4-1, pinning the loss on McGregor.

Scott gave up seven hits and two walks (both intentional) in his eight innings. In his last 15 frames in the series, he allowed only 11 hits and three (earned) runs.

### PREVIOUS CAREER HIGHLIGHTS

**1979:** Aside from being the stingiest A.L. qualifier in walks allowed, Scott also had the best ratio of men on base to innings pitched, +15 (175 ip, 165 h, 23 bb, 2 hb)... Ron Guidry was second at +38.

**Slow Start:** He was 0-2 when he won his first game on June 11 (after recovering from a sore elbow), and went on to post 13 wins in his last 17 decisions with a 2.94 era over that distance; then clinched the pennant with a game three shutout in the ALCS and went 1-1 in the WS. After dropping his first two decisions of the year, he never again lost as many as two in a row.

**Odds and Ends:** He went 8-1 from July 20 thru Sep. 2, and 11-2 from June 11 thru Sep. 2... Was chosen A.L. "player of the week" after going the route to beat the Twins' Roger Erickson twice, 4-0 and 3-1, during the week Aug. 27 thru Sep. 3.

**1978:** In his first year as a regular starter, Scott began slowly (as he did also in '79 and '80), and was 0-3 with a 13.50 era (12.2 ip, 26 h, 19 er) thru Apr. 24. After that he was 15-10 with a 2.74 era.

**Streaks:** His first win of the year, on Apr. 24 in relief, was the beginning of his longest career win streak. He won seven straight in seven appearances and completed five of six starts... In that stretch, he reduced his era from 13.50 to 3.26; pitched 56.1 innings, and allowed only 33 hits and six runs (0.96).

Later that year, he also experienced his longest losing streak, four straight, from June 24 thru July 7.

**Near No-Hitter/Batters Retired:** Scott had a perfect game going for 6.2 innings on Aug. 9 vs. K.C. at Baltimore (retired first 20 batters). Then, Hal McRae doubled to precipitate a two-run outburst and the Royals eventually won, 2-0. Scott wound up with a complete game five-hitter, but Larry Gura threw a four-hitter.

On Sep. 5, also at Baltimore, he gave up hits to the first three Boston batters, including a three-run homer to Carl Yastrzemski. Then, he retired 23 straight hitters enroute to a 5-3 victory. He also retired 20 in a row on Aug. 9, and twice set down 15 in a row in '78.

**Bizarre Yankee Shutout:** He picked up his first lifetime win against the Yankees in a way that is no longer possible. At Baltimore on Aug. 13, he was leading 3-0 thru six innings, but was then touched for five runs in the top of the seventh.

However, the rains came with the O's batting in their half of the inning and the game was ultimately called. The score reverted to the last completed inning and the O's won 3-0. The rules have since been changed to prevent a re-occurrence.

That was the weekend in which two games were shortened by rain (Yanks won one), and two others were interrupted by light failure.

**'77 Season:** He was 2-1 in five starts and 1-4 with four saves in 24 relief appearances... Scott picked up his first career win on Apr. 20 in a start at Baltimore, beating Cleveland's Wayne Garland... Then he waited four months and four days for his next victory, in relief on Aug. 24 against Chicago.

He picked up two clutch saves in Toronto in one night (Sep. 24). The O's were only two games out of first at the time... Earlier that month, on Sep. 11, he won another big one, an 11 inning complete game 6-2 win over the Tigers at Detroit.

**Yankees System:** He was the Yankees first pick in the June '72 free agent draft... Scott went to spring training four straight years with the Yankees at Ft. Lauderdale ('73-'76) but never spent a day on the regular season roster.

He led the Eastern League in complete games in '73 (14) and the In-

ternational League in '74 (12)... In '76, he was second in the I.L. in that category to Dennis Martinez (14 to 16).

**Amateur Background:** Scott was a teammate of K.C.'s George Brett (whom he out-hit senior year) at El Segundo High School where he was 51-5 with a 0.29 era (including 18-1 as a senior) in four seasons... He also played basketball there.

He played Little League, Babe Ruth and American Legion baseball... His El Segundo team won the Babe Ruth world championship in '69.

**Personal:** He has attended El Camino Jr. College... Hobby: photography... Spent the winter of '79 teaching at Gilman School in Baltimore... is O's alternate player representative.

Scott and his wife, the former Cara Bell, were married in Baltimore on Sep. 27, '76... They have two children: Eric Scott (11/22/78) and Katherine Noel (10/28/80).

## JOSE MANUEL MORALES


Born: Dec. 30, '44; 6' 0"; 195; Bats, R; Throws, R; Pos.: DH-PH-C.

**Birthplace/Residence:** Born and raised in St. Croix, Virgin Islands... Now lives Baymon, Puerto Rico.

**Contract Status:** Signed three-year contract in Dec. '80 (two years guaranteed) extending thru '83 season.

**Tenure:** Six years, 139 days.

**Signed Originally with:** San Francisco.



YEAR CLUB	AVG.	G	AB	R	H	2B	3B	HR	RBI	BB	SO	SB	CS	HP
1964 Lexington-1	.240	73	233	29	56	11	1	3	34	18	58	4	0	2
1965 Fresno	.283	95	321	39	91	13	1	4	48	38	66	3	1	3
1966 Waterbury	.251	64	215	18	54	9	1	7	26	22	33	1	0	1
1967 Waterbury	.248	94	246	19	61	7	4	4	31	22	39	0	1	4
1968 Amarillo-2	.287	105	307	35	88	22	4	8	41	33	55	1	0	2
1969 Iowa	.281	98	363	54	102	11	3	16	61	30	87	0	3	1
1970 Iowa	.306	93	229	36	70	14	0	12	31	36	58	1	1	2
1971 Iowa-3	.248	71	153	15	38	7	0	9	22	11	37	0	0	1
1972 Tidewater-4	.293	86	256	28	75	18	2	7	48	28	42	1	0	2
1973 Tucson	.355	76	248	37	88	17	2	4	50	15	37	1	1	1
Oakland-5	.286	6	14	0	4	1	0	0	1	1	5	0	1	0
Montreal	.400	5	5	0	2	0	0	0	0	0	0	0	0	0
1974 Memphis	.278	66	216	20	60	13	0	6	32	16	25	3	0	5
Montreal	.269	25	26	3	7	4	0	1	5	1	7	0	0	0
1975 Montreal	.301	93	163	18	49	6	1	2	24	14	21	0	2	0
1976 Montreal	.316	104	158	12	50	11	0	4	37	3	20	0	0	2
1977 Montreal-6	.203	65	74	3	15	4	1	1	9	5	12	0	0	0
1978 Minnesota	.314	101	242	22	76	13	1	2	38	20	35	0	1	1
1979 Minnesota	.267	92	191	21	51	5	1	2	27	14	27	0	0	2
1980 Minnesota-7	.303	97	241	36	73	17	2	8	36	22	19	0	0	1
A.L. Totals	.297	296	688	79	204	36	4	12	102	57	86	0	2	4
N.L. Totals	.289	292	426	36	123	25	2	8	75	23	60	0	2	2
M.L. Totals	.294	588	1114	115	327	61	6	20	177	80	146	0	5	6

GWRB '80-5  
 1—Signed as a free agent by San Francisco Giants organization 9/13/63  
 2—Drafted by Vancouver (Oakland A's organization) from San Francisco Giants organization 12/2/68  
 3—Loaned to Tidewater (New York Mets organization) by Oakland A's organization on 4/14/72  
 4—Returned to Oakland A's organization from New York Mets organization on 9/29/72  
 5—Contract purchased by Montreal Expos from Oakland A's on 9/18/73  
 6—Contract purchased by Minnesota Twins from Montreal Expos on 3/28/78  
 7—Played out option with Minnesota Twins and signed three-year contract (re-entry system) with Baltimore on 12/17/80

**O's 5 Re-Entry Players:** Jose is one of five players the O's have acquired thru the re-entry system. The others: Billy Smith ('76), Steve Stone ('78), Al Bumbry ('78), and Jim Dwyer ('80).

### PINCH-HITTING

**Career Figures:** Jose has a .284 career average (94-for-334) as a pinch-hitter, and ranks 8th on the all-time list for lifetime pinch-hits. He is second among actives, just one behind Atlanta's Mike Lum who is tied for 6th with Vic Davalillo (95). Jose is five ahead of teammate Terry Crowley (90)... See page 96 for complete list of top ten.

Last year, Jose batted .361 for the Twins in that capacity (13-for-36), and in three A.L. seasons, has hit a composite .288 (36-for-125).

He has led his league four times in pinch-hits (in six years): '75-tied



## JOSE MANUEL MORALES

with Cubs John Summers, '76, '78 and '80 (his 13 were two more than Lee May and Terry Crowley-11).

**Record Year:** In '76 with Montreal, he set three major league pinch-hitting records and fell just shy of matching another.

He was 25-for-78 (.321) and established records for:

- (1) most hits, season—25, breaking the old mark of 24 held jointly by the O's Dave Philley ('61) and Davalillo, St. Louis ('70).
- (2) most at bats, season (78), surpassing the old standard of 73 by Davalillo in '70.
- (3) most games, season (82), breaking '60 record of 81 set by Elmer Valo while with the Yankees and Senators... However, Merv Rettenmund broke that one in '77 when he appeared in 86 games as a pinch-swinger in '77.

Jose's 24 rbi in a pinch-hitting role fell one short of matching the existing mark (25) shared by Joe Cronin, '43 with Boston, and Jerry Lynch, '61 with Cincinnati.

That year he had five pinch-hits against Houston (including three off Ken Forsch and one off J.R. Richard)... His record breaking 25th pinch-hit was a bases loaded double off the Cubs' Bruce Sutter.

He had 11 pinch-hits in the 9th inning or later and 17 in the 8th or later... Jose's 14 pinch-hits in '78 set a Twins club record.

### JOSE MORALES' CAREER PINCH-HITTING RECORD

Year	Club	Avg.	AB	H	HR	RBI	BB
1973	Oakland	.500	2	1	0	1	0
1973	Montreal	.400	5	2	0	0	0
1974	Montreal	.238	21	5	1	5	1
1975	Montreal	.293	51	15†	1	11	8
1976	Montreal	.321	78	25*	3	24	2
1977	Montreal	.192	52	10	0	7	3
1978	Minnesota	.298	47	14*	0	11	1
1979	Minnesota	.214	42	9	0	1	8
1980	Minnesota	.361	36	13*	2	4	2
Totals:		.281	334	94	7	69	25

\* Led league in pinch-hits

† Tied for league lead in pinch-hits

### DESIGNATED HITTING

In three and a fraction A.L. seasons, Jose is batting .300 (191-for-637) in 243 games as a designated hitter.

In '78 he led all designated hitters in average (.323) and last year was second, at .304, only to Richie Zisk (.318), among those with 175 or more at bats.

Year	Club	Avg.	G	AB	H	2B	3B	HR	RBI	BB	SO
1973	Oakland	.250	3	12	3	1	0	0	1	1	4
1978	Minnesota	.323	77	220	71	11	1	2	34	20	30
1979	Minnesota	.270	77	178	48	3	1	2	26	12	24
1980	Minnesota	.304	86	227	69	17	2	7	32	20	19
Totals		.300	243	637	191	32	4	11	93	53	77

### THE 1980 SEASON

Jose enjoyed one of his very best big league seasons despite a 15 day stretch on the disabled list (May 1 to 15) with a strained muscle on his left side. He batted over .300 for the fourth time in six full big league seasons. However, a late season slump threatened his .300 status. He had been over that figure for four straight months (May 20 thru Sep. 21) when a 12 game skid, starting Sep. 10, during which he was 3-for-28 pared his average from .322 to .295 on the last day of that month. A 6-for-14 effort in October brought him back to .303.

His average reached a second half high of .345 (48-for-139) on July 25... Jose set career highs in runs (36), hits (73), doubles (17), home runs (8), and walks (22). For the first time in his career he had more walks than strikeouts (19).

**By Month:** Apr.—.316 (6-for-19)... May—.382 (13-for-34)... June—.333 (10-for-30)... July—.328 (20-for-61)... Aug—.268 (11-for-41)... Sep—.167 (7-for-42)... Oct—.375 (6-for-14).

**Grand Slam:** Hit his first career grand slam on June 19, '80 at Minnesota off Detroit's Dan Schatzeder.

### '80 AND PREVIOUS CAREER HIGHLIGHTS

**Defense:** Jose has played three positions in the majors—catcher, first base and outfield—but not very often.

In 582 big league games, he's worn a glove only 98 times. Last year, he appeared in two games at first (May 19 & Jun. 20) and two behind the plate (June 15 & July 21), for a total of 16 innings. That last defensive appearance, incidentally, on July 21 (2nd game) was against the O's at Minnesota.

In his three years with the Twins, Jose played in nine games afield, totaling 28 innings.

His last start defensively was as a catcher for Montreal at Philadelphia on Aug. 10, '77... His high in games played in the field is 38 ('75 at Montreal).

**vs. Opponents:** Last year Jose was 5-for-9 (.556) vs. Boston and batted .476 (10-for-21) vs. California and .400 (10-for-25) against the A.L. champion Royals. He was 5-for-16 (.313) against New York.

Lifetime, he has done his best hitting against California—.447 (21-for-47) and Kansas City—.371 (23-for-62)... See pages 34-35 for complete '80 and lifetime stats vs. each opponent.

Over in the National League, he had good success against Atlanta—.375 (12-for-32), New York—.370 (20-for-54) and Houston—.364 (8-for-22).

**Twins, '78-'79:** In '78, his first full year in the A.L., Jose set a Twins record for most pinch-hits, season (14), led A.L. DH's in batting (.323), and batted over .300 for all but four days of the season (four days in May).

In '79, he was batting .290 as late as July 23, then gradually dipped to a final .269.

**Expos, '73-'77:** Jose first joined the Expos in mid-September '73, but then opened the '74 season at Memphis in the International League before his recall on July 6.

In one stretch during '76 he went 8-for-10 with a hit by pitch... Jose experienced his only off year in the majors in '77... He started the year by going 1-for-18, then batted .250 the rest on the way... His only home run that year was also his last in the N.L., off Atlanta's Dick Ruthven Aug. 7.

**Early Career:** Jose spent the equivalent of just over 10 full seasons in the minors, five of them at AAA... His .294 career average in the big leagues is 13 points higher than his minor league mark (.281).

Spent only one month with A's in '73 before they sold his contract to Montreal... Made his big league debut on August 13, '73 at Fenway Park... His first hit was a double off Luis Tiant that day.

### PERSONAL

Jose and his wife, Lyduvina, have three children: Patricia (11), Jose Miguel (9) and Eliut (3).

He played baseball and soccer at Claud O. Marko High School in his native St. Croix, V.I. He also played in the Little League baseball program... Hobbies: swimming and fishing... Plays in Puerto Rican League every off-season... Batted .307 for the Bayamon club last winter.

Jose is the third Virgin Islander to have played for the O's. The others were Ellie Hendricks and Valmy Thomas ('60), both from St. Thomas... All three have been catchers.

## EDDIE CLARENCE MURRAY


**Born:** Feb. 24, '56; 6' 2"; 200; Bats, L-R; Throws, R; Position: 1B.

**Birthplace/Residence:** Born and raised in Los Angeles, Cal. Now lives in Cockeysville, Md. and L.A.

**Contract Status:** Signed five-year contract (with option for a sixth year) extending thru '85 season on Dec. 26, '80.

**Tenure:** Four years.

**Signed Originally with:** Baltimore.





## EDDIE CLARENCE MURRAY

YEAR CLUB	AVG.	G	AB	R	H	2B	3B	HR	RBI	BB	SO	SB	CS	HP
1973 Bluefield—1	.287	50	188	34	54	6	0	11	32	19	46	6	1	2
1974 Miami	.289	131	460	64	133	29	7	12	63	58	85	4	3	5
Asheville	.286	2	7	1	2	2	0	0	2	1	0	0	0	0
1975 Asheville	.264	124	436	66	115	13	5	17	68	53	79	7	4	4
1976 Charlotte	.298	88	299	46	89	15	2	12	46	43	41	11	3	1
Rochester	.274	54	168	35	46	6	2	11	40	34	27	3	1	1
1977 Baltimore	.283	160	611	81	173	29	2	27	88	48	104	0	1	1
1978 Baltimore	.285	161	610	85	174	32	3	27	95	70	96	6	5	1
1979 Baltimore	.295	159	606	90	179	30	2	25	99	71	78	10	2	2
1980 Baltimore	.300	158	621	100	186	36	2	32	116	54	71	7	2	2

M.L. Totals .291 638 2448 356 712 127 9 111 398 243 349 23 10 6

GWRBI '79-14, '80-16

1—Selected by Baltimore organization in June '73 free agent draft (3rd round regular phase) Signed on 7/1/73

### League Championship Series Record

YEAR CLUB OPP.	AVG.	G	AB	R	H	2B	3B	HR	RBI	BB	SO	SB	CS	HP
1979 Bal. vs. Cal.	.417	4	12	3	5	0	0	1	5	5	2	0	0	0

### World Series Record

YEAR CLUB OPP.	AVG.	G	AB	R	H	2B	3B	HR	RBI	BB	SO	SB	CS	HP
1979 Bal. vs. Pit.	.154	7	26	3	4	1	0	1	2	4	4	1	0	0

### All-Star Game Record

YEAR CLUB SITE	AVG.	G	AB	R	H	2B	3B	HR	RBI	BB	SO	SB	CS	HP
1978 A.L., S.D.														

(selected, did not appear)

**Career Highs, Game:** Runs—4, Sep. 18, '78 at Cle (ties club record); Hits—4, ten times, the latest Sep. 14, '80 at Tor. **Home Runs**—3, twice, Aug. 29, '79 (second game) at Min. and Sep. 14, '80 at Tor. (ties club record); 2, four times, the latest Apr. 23, '80 at N.Y.; **RBI**—7, Aug. 29, '79 (second game) at Min.; 4, 11 times, the latest Aug. 3, '80 vs. Min. at Bal.

**Hitting Streaks:** 19—Apr. 18 thru May 8, '79; 16—June 3 thru 19, '80; 15—Sep. 16 thru Oct. 1, '77; 14—July 8 thru 24 (first game), '79.

## THE 1980 SEASON

Eddie batted .300 for the first time in his big league career and led the Orioles in home runs (32), runs batted in (116), and doubles (36), all personal bests. . . He finished among the American League leaders in total bases (3rd, 322) game-winning rbi (tied for 3rd, 16), homers (5th), runs batted in (5th), slugging percentage (tied for 5th, .519), hits (6th, 186), doubles (6th), and runs scored (7th, 100).

In four seasons in a Baltimore uniform, Eddie has averaged 28 homers and 99½ rbi per year.

**Streak Snapped:** Eddie's streak of consecutive games ended at 444 after he was hit above the right eye by a bad hop grounder off the bat of K.C.'s George Brett in the eighth inning on July 14. . . He missed four games with a slightly fractured orbital bone and a cut that required ten stitches. . . He returned to action as a pinch-hitter on July 18, a role he repeated in each of the next two games. . . After serving as the designated hitter in the opener of a doubleheader at Minnesota on July 21, Eddie returned to first in the nightcap.

His consecutive game streak was the second longest in club history (to Brooks Robinson's 463) and was the second longest current streak in the majors behind Steve Garvey (835 games and current). . . He had not missed a game since Aug. 20, '77.

In four Orioles' seasons, Eddie has played in 638 of 643 games.

**Batting:** Eddie was one of three Orioles to hit over .300 along with Al Bumbry (.318) and Ken Singleton (.304). . . He was batting .274 (85-for-310) with 12 homers and 49 rbi in 78 games at the all-star break.

**Strong Second Half:** After the all-star break, Eddie batted .325 (101-for-311) in his final 80 games with 20 homers and 67 rbi. . . He was especially hot in his last 28 games, hitting at a .353 (41-for-116) pace with nine homers and 32 rbi, raising his average from .287 to .300. . . He got as high as .302 on Oct. 1, but went just 2-for-12 in his final three contests to put his final average at .2995169.

**"Player of the Month":** Eddie shared American League "player of the month" honors for September with Boston's Jim Rice as a result of a .342 (41-for-120) performance with eight homers and 30 rbi. . . He became just the fourth Orioles' player to ever drive in 30 runs in a single month. Boog Powell (July '69) and DeCinces (July '78) each had 31 rbi while Jim Gentile drove in 30 runs in Aug. '61.

**Streaks:** Eddie's longest hitting streak of the year was a 16-game string from June 3-19 in which he batted .368 (25-for-68), raising his average from .266 to .294.

**By Month:** April-.273 (18-for-66), 4 hr, 14 rbi, 18

g. . . May-.272 (31-for-114), 3 hr, 17 rbi, 28 g. . . June-.327 (35-for-107), 5 hr, 18 rbi, 26 g. . . July-.279 (24-for-86), 4 hr, 16 rbi, 23 g. . . August-.297 (33-for-111), 7 hr, 18 rbi, 29 g. . . September-.342 (41-for-120), 8 hr, 30 rbi, 30 g. . . October-.235 (4-for-17), 1 hr, 3 rbi, 4 g.

**Odds and Ends:** He tied a club record with 13 total bases (three homers and a single) on Sep. 14 at Toronto. . . Eddie batted .313 (82-for-176) with runners in scoring position (second and third) and was second on the club in scoring runners from 2nd and 3rd with less than two out at .385 (45-for-117).

He had four hits in a game four times, three hits 14 times and two hits on 36 occasions.

**MVP Voting/Other Honors:** Eddie finished sixth in the BBWAA voting for American League "mvp" with 109 points, trailing George Brett (335), Reggie Jackson (234), Goose Gosage (218), Willie Wilson (169), and Cecil Cooper (160). . . He placed second behind Al Bumbry in balloting for the Maryland Sports Boosters "most valuable Oriole".

Eddie was named the A.L.'s "co-player of the week" with New York's Ron Davis for the week of Sep. 8-14 when he batted .457 (16-for-35) with six homers and 13 rbi. . . He was also selected as the Crown Orioles' "player of the week" (chosen by O's broadcasters) on five different occasions, more than anyone on the club.

## '80 AND MAJOR LEAGUE CAREER

**Home Runs:** In '80 Eddie became just the sixth Oriole player to ever hit 30 homers in a single season. . . Boog Powell (4 times), Frank Robinson (3 times), Jim Gentile (twice), Gus Triandos and Ken Singleton (once each) are the others.

He was also just the fifth switch-hitter in major league history to ever crack the 30-homer plateau, and joined Singleton (35 homers in '79) as the second Oriole to accomplish that feat. . . The others are Mickey Mantle (9 times), Reggie Smith (twice), and Rip Collins (once, only National League). Despite the fact he has played only four seasons, Eddie is tenth all-time in homers among switch-hitters. . . Mantle (536), Smith (295), and Singleton (195) are the top three.

In '80, Eddie hit 16 solo, 11 two-run, and five three-run homers.

**Three Homer Games:** Eddie hit three solo homers at Toronto on Sep. 14, accounting for all of the Orioles' runs in a 4-3, 13-inning loss to the Blue Jays. . . The first two four-baggers came off Jackson Todd (4th and 9th) and the third off Ralph Barlow, both righthanders.

It was the ninth three-homer game in Orioles' history and the second for Eddie, who also connected three times in the second game of a doubleheader at Minnesota on Aug. 29, '79. . . The only other player to accomplish the feat more than once was Boog Powell, who did it three times.

In that four-game Toronto series, Eddie hit five homers in the final three contests. . . He also homered in three consecutive games at Boston, Sep. 29-30 and Oct. 1.

**Multi-HR Games/HR From Both Sides:** In addition to his three-homer efforts, Eddie has hit two in a game four times, the latest coming on Apr. 23, '80 at New York off Luis Tiant and Ron Davis. . . The others: Aug. 3, '77 at Oakland off Dave Guisti and Bob Lacey; Oct. 1, '77 at Boston off Rick Wise and Mike Paxton, and June 16, '78 at Baltimore, off Rick Langford.

He has twice hit homers from each side of the plate in the same game, a feat achieved only 28 times in A.L. history: Aug. 3, '77 at Oak. (Guisti-rhp, Lacey-lhp) and Aug. 29, '79 at Min. (Zahn-lhp-2, Marshall-rhp). . . Mantle did it ten times.

**Grand Slams:** He has hit two career grand slams: Apr. 28, '78 at Chicago, off Lerrin LaGrow, and July 31, '79 at Milwaukee, off Reggie Cleveland.

★ ★ ★

**Runs Batted In:** Eddie became the youngest Orioles' player ever to ever drive in 100 runs in a season, and his total of 116 rbi was the fifth highest in club history. . . Eddie and Ken Singleton (104) were only the second switch-hitting duo to drive in 100 runs apiece in the last 50 years. . . Ted Simmons and Reggie Smith of the '74 Cardinals were the other pair.

He drove in four runs in a game four times and three runs six times.



## EDDIE CLARENCE MURRAY

**Switch-Hitting:** In '80, for the first time since '77, Eddie had both a higher average and a higher power quotient as a lefthanded batter.

As a lhb, he batted .307 (126-for-411), had a .530 slugging percentage, and homered every 17.87 at bats (23 hr), his best figure ever in each category.

As a rhb, he hit .286 (60-for-210) and (down from .313 in '79), had a .495 slugging percentage, and homered every 23.33 at bats (9 hr).

His career figures as a lefthanded hitter are also superior in all three categories: lhb-.293 (494-for-1684), .493 slugging percentage, 80 hr, 1/21.05 home run frequency; rhb-.285 (218-for-764), .470 slugging percentage, 31 hr, 1/24.65 home run frequency.

Eddie is a natural righthanded batter but turned to switch-hitting in '75 and '76...Cal Ripken and Jim Schaffer were instrumental in assisting him with the changeover.

**Vs. Opponents:** Eddie batted an even .400 (16-for-40) vs. Texas last season and was also over .300 against five other clubs (see pages 34-35).

He hit under .250 against just two clubs: Minnesota-.240 (12-for-50) and Oakland-.214 (9-for-42)...His high for homers was five against Toronto while Milwaukee and Texas shut him out in the home run department.

Despite his overall problem with Minnesota, Eddie had great success in '80 against former high school teammate and current Twins' lefthander Darrell Jackson...In three games against Jackson (the only three times he's ever faced him), Eddie was 4-for-6 (.667) with a homer and six rbi.

Eddie owns a career .300 average against four clubs: Toronto-.349 (74-for-212), California-.337 (60-for-178), Cleveland-.319 (68-for-213), and Oakland-.304 (52-for-171)...He's hit the most homers (14) and driven in the most runs (42) versus Boston. (See pages 34-35).

**Fielding:** Eddie finished second among American League first basemen in total chances with 1455 (behind Cleveland's Mike Hargrove-1489), putouts with 1369 (trailing Hargrove's 1391), and double plays with 158 (behind Milwaukee's Cecil Cooper-160)...He committed just nine errors in 154 games at first for a .994 percentage...Cooper topped the league at .997.

In his first four big league seasons, Eddie has made just 29 errors in 5159 chances, a .994 percentage...He has been second in the league in chances the last two years and in '78, his first season as a full-time first baseman, he led the A.L. with 1615 total chances and fielded .9969, second by a hair to league leader Chris Chambliss (N.Y.)...He was a designated hitter most of his rookie season ('77), appearing in just 42 games at first.

In '80 he had a rough start afield, committing seven miscues in his first 49 games, including four in an 11 game span from May 23 thru June 4...However, from that point on, he made just two errors in his last 105 contests and went 61 consecutive games without a miscue from June 6 to the eighth inning on Aug. 21, handling 592 chances in that span.

It was the second longest errorless streak of his career...He had a string of 80 straight errorless games from July 9, '78 thru the fifth inning on Apr. 11, '79, handling 851 chances flawlessly in that stretch.

**Third Base Experiment:** After playing a few exhibition games at third base during spring training in '78, Eddie started the first three regular season games there...He made one error in ten chances and returned permanently to first in game four...In '77 he played three games in left field.

### ORIOLES CAREER HIGHLIGHTS

**1979:** Eddie led the club in batting with a .29537 average, edging Ken Singleton (.29473) on the last day of the season...He had a career high 19-game hitting streak from Apr. 18 thru May 8 and drove in the winning run six times in games decided in the 7th inning or later, including two "sudden death" safeties at home.

He was also responsible for another "sudden death" ending vs. Chicago at Baltimore on Aug. 15 when he stole home with two out in the 12th inning against the White Sox' Guy Hoffman.

He was ejected from games twice: by Larry Barnett in Cleveland on June 18, and by Rich Garcia in New York on Aug. 4.

**CS/WS:** After striking out in his first two trips in game one of the ALCS, Eddie reached safely ten times in his final 15 plate ap-

pearances with five walks and seven hits...He was the series' leading hitter at .417 (5-for-12) and top rbi producer with five...He hit a three-run homer off California's Mark Clear in game two.

He continued his success in the first two games of the world series against Pittsburgh, reaching safely seven times in eight plate appearances on four hits and three walks, including a solo homer off Bert Blyleven in game two...However, over the last five games, he went 0-for-21 and drew just one base on balls.

In game seven with the O's trailing, 2-1, in the bottom of the eighth, Eddie came up with two out and the bases loaded and lined a shot to deep right off Kent Tekulve. Dave Parker slipped breaking back on the ball, but then caught up with it to make the catch for the final out. That was the O's last threat in the decisive seventh game.

A controversial play involving Eddie developed in the ninth inning of game two at Baltimore. With Ed Ott on second and two out, pinch-hitter Manny Sanguillen singled to right. Ken Singleton fielded the ball and threw to the plate. Eddie cut it off, whirled, and relayed to Dempsey, but Ott crossed the plate with what proved to be the winning run an instant before the tag.

Murray was criticized by some for not letting the throw go thru, but the world series film seemed to indicate that he made the right play.

**1978:** Eddie easily won the "most valuable Oriole" award after finishing second to Ken Singleton the year before...He was one of three in the A.L. to play in all his club's games and was second in the league to "mvp" Jim Rice in total bases (293 to 406). Eddie led the club in runs, hits, rbi; was second in homers, doubles and walks, and was third in batting.

He was selected to the A.L. all-star team by Manager Billy Martin, but did not see action.

**1977:** He tied Lee May for the club leadership in homers (27), setting an Orioles record for a rookie, surpassing the old standard of 22, held jointly by Ron Hansen ('60), Sam Bowens ('64) and Curt Blefary ('65).

He became the fourth Oriole to win the BBWAA "rookie of the year" award (Hansen-'60, Blefary-'65 and Al Bumbry-'73)...He finished second to Oakland's Mitchell Page for the TSN "rookie" award.

That year he drove in the winning run in five of the Orioles eight victories against the world champion Yankees...He had a 15 game batting streak at the end of the season.

### EARLY CAREER

Eddie was originally signed by Ray Poitevint and Willie Moore...He was named to all-star teams in the Appalachian League ('73), Florida State League ('74) and Southern League ('75) while leading his club in homers in each of those years...In '76 he led the farm system in homers while splitting the season between Charlotte and Rochester...That year he was recalled by Rochester in July to replace the injured Jim Fuller (broken thumb).

### AMATEUR BACKGROUND

He starred in both baseball and basketball at Locke High School in Los Angeles (graduated '73)...He played first and pitched (was 7-1 as a senior) and was a center on the basketball team.

Five players on his '73 baseball team went on to play pro baseball, including San Diego's Ozzie Smith and Minnesota's Darrell Jackson (see "vs. opponents" above), who served as tri-captains with Eddie.

He also played Little League, Babe Ruth League, and Connie Mack baseball.

### PERSONAL

**The Brothers Murray:** Eddie is one of 12 children and has seven sisters and four brothers...All five of the Murray boys have played or are still playing professional baseball.

The youngest, Richard, made his major league debut in '80...A right-handed hitting first baseman, he was recalled by San Francisco in early June after batting .262 with seven hr and 31 rbi in 50 games at Phoenix (PCL) and was immediately inserted into the starting lineup to replace Willie McCovey...He drove in six runs in his first 18 at bats and batted .298 (14-for-47) in his first 12 games before tailing off...Richard was placed on the 60-day disabled list when he suffered severe ligament damage to his right ring finger on July 10, four days before Eddie sustained his injury...Richard returned to the Giants' lineup in September and finished with a .216 (42-for-194) average in 53 games with four homers and 24 rbi.



## EDDIE CLARENCE MURRAY

Both Venice and Leon (both older than Eddie) played for a time in the Giants system. Charles, who hit 37 homers and drove in 119 runs in the California League in '64, retired after reaching the AAA level in the Houston system.

**Miscellaneous:** Eddie has made a number of appearances in the Baltimore schools during the last year, working in association with the Department of Education to impress upon youngsters at all grade levels the importance of discipline and staying in school.

In '81 he will also be sponsoring a new program, "Project 33"... Eddie has purchased 50 upper box seats for every Orioles' home game this season and will donate the tickets to the Baltimore Jaycees' "take me out to the ballgame" program... The Jaycees, under the auspices of the Baltimore City Department of Human Resources, will then invite 50 inter-city youngsters to each game as Eddie's guests.

Eddie owns a house in Cockeysville and splits his winters between Baltimore and Los Angeles... He attended California State University in L.A... Single.

## JAMES (JIM) ALVIN PALMER


**Born:** Oct. 15, '45; 6'3"; 194; Bats, R; Throws, R; Position: P.

**Birthplace/Residence:** Born in New York City, but grew up in Los Angeles, Cal. and Scottsdale, Ariz. ... Now lives in Brooklandville, Baltimore County.

**Contract Status:** Signed thru '83 after agreeing to a two-year contract extension (plus an option year) in June '80.

**Tenure:** 14 years, 132 days.

**Signed Originally with:** Baltimore.



YEAR CLUB	W-L	ERA	G	GS	CG	SHO	SV	IP	H	R	ER	BB	SO
1964 Aberdeen—1	11-3	2.51	19	19	9	4		129	75	42	36	130	107
1965 Baltimore	5-4	3.72	27	6	0	0		92	75	49	38	56	75
1966 Baltimore	15-10	3.46	30	6	0	0		208	176	83	80	91	147
1967 Baltimore	3-1	2.94	9	2	1			49	34	18	16	20	23
Rochester	0-0	11.57	2	2	0	0		7	12	9	9	5	6
Miami	1-1	2.00	5	5	0	0		27	20	6	6	10	16
1968 Elmira	0-2	4.32	6	6	0	0		25	18	13	12	19	26
Rochester	0-0	13.50	2	2	0	0		4	4	6	6	8	6
Miami	0-0	0.00	2	2	0	0		8	4	2	0	9	5
1969 Baltimore	16-4	2.34	26	23	11	6	0	181	131	48	47	64	123
1970 Baltimore	20-10	2.71	39	39	17	5	0	305	263	98	92	100	199
1971 Baltimore	20-9	2.68	37	37	20	3	0	282	231	94	84	106	184
1972 Baltimore	21-10	2.07	36	36	18	3	0	274	219	73	63	70	184
1973 Baltimore	22-9	2.40	38	37	19	6	1	296	225	86	79	113	158
1974 Baltimore	7-12	3.27	26	26	5	2	0	179	176	78	65	69	84
1975 Baltimore	*23-11	*2.09	39	38	25	*10	1	323	253	87	75	80	193
1976 Baltimore	*22-13	*2.51	*40	40	23	6	0	*315	255	101	88	84	159
1977 Baltimore	*20-11	*2.91	39	*39	*22	3	0	*319	263	106	103	99	193
1978 Baltimore	21-12	2.46	38	38	19	6	0	*296	246	94	81	97	138
1979 Baltimore	10-6	3.29	23	22	7	0	0	155	144	66	57	43	67
1980 Baltimore	16-10	3.98	34	33	4	0	0	224	238	108	99	74	109
M.L. Totals	132	2.74	481	453	198	51	2	3499	2929	1067	816	2036	241

\* Led league

• Tied for league lead

1—Signed by Baltimore organization as free agent on 8/16/63

### League Championship Series Record

YEAR CLUB OPP.	W-L	ERA	G	GS	CG	SHO	SV	IP	H	R	ER	BB	SO
1969 Bal. vs. Min.	1-0	2.00	1	1	1	0	0	9	10	2	2	2	4
1970 Bal. vs. Min.	1-0	1.00	1	1	1	0	0	9	7	1	1	3	12
1971 Bal. vs. Oak.	1-0	3.00	1	1	1	0	0	9	7	3	3	3	8
1973 Bal. vs. Oak.	1-0	1.84	3	2	1	1	0	14.2	11	3	3	8	15
1974 Bal. vs. Oak.	0-1	1.00	1	1	1	0	0	9	4	1	1	11	4
1979 Bal. vs. Cal.	0-0	3.00	1	1	0	0	0	9	7	3	3	2	3
L.C.S. Totals	4-1	1.96	8	7	5	1	0	59.2	46	13	13	29	46

### World Series Record

YEAR CLUB OPP.	W-L	ERA	G	GS	CG	SHO	SV	IP	H	R	ER	BB	SO
1966 Bal. vs. L.A.	1-0	0.00	1	1	1	1	0	9	4	0	0	3	6
1969 Bal. vs. N.Y.	0-1	6.00	1	1	0	0	0	6	5	4	4	4	5
1970 Bal. vs. Cin.	1-0	4.60	2	2	0	0	0	15.2	11	8	8	9	9
1971 Bal. vs. Pit.	1-0	2.65	2	2	0	0	0	17	15	5	5	9	15
1979 Bal. vs. Pit.	0-1	3.60	2	2	0	0	0	15	18	6	6	5	8
W.S. Totals	3-2	3.30	8	8	1	1	0	62.2	53	23	23	30	43

## All Star Game Record

YEAR CLUB SITE	W-L	ERA	G	GS	CG	SHO	SV	IP	H	R	ER	BB	SO
1970 A.L. Cin.	0-0	0.00	1	1	0	0	0	3	1	0	0	1	3
1971 A.L. Det.	0-0	0.00	1	0	0	0	0	2	1	0	0	0	2
1972 A.L. Atl.	0-0	0.00	1	1	0	0	0	3	1	0	0	1	2
1975 A.L. Mil.	(selected, did not appear)												
1977 A.L. N.Y. (AL)	0-1	22.50	1	1	0	0	0	2	5	5	5	1	3
1978 A.L. S.D.	0-0	10.13	1	1	0	0	0	2.2	3	3	3	4	4
A.S.G. Totals	0-1	5.27	5	4	0	0	0	13.2	11	8	8	7	14

**Low-Hitters:** No-Hitter—1, Aug. 13, '69 vs. Oak. at Bal; **One-Hitters**—4, May 12, '67 at N.Y.; July 27, '73 (first game) vs. Cle. at Bal; June 8, '75 vs. K.C. at Bal; Aug. 10, '76 vs. Min. at Bal; **Two-Hitters**—11; **Three-Hitters**—17; **Four-Hitters**—22  
He pitched no low-hit games in '80

**Strikeout Highs:** 13—July 1, '71 at Cle; 12—May 24, '77 vs. Mil. at Bal.

**Winning Streaks:** 10—July 14 thru Aug. 26, '73; 9—Aug. 30, '77 thru Apr. 21, '78; 8—Aug. 23, '78 thru Apr. 6, '79.

**Pitches:** Fastball, slider, curve, and change.

## THE 1980 SEASON

**Summary:** Jim's era (3.98) was the highest of his career, and, for the first time ever, he gave up more hits than he pitched innings (224 ip, 238 h); however, he exceeded 30 starts for the 10th time in 14 full seasons and increased his win and innings totals by a substantial margin over an injury plagued 1979.

He was 8-5 before and 8-5 after the all-star break... From July 30 to the end of the season, Jim went 7-2 with five no decisions.

**Fast Start/Back Injury:** Jim accounted for the O's first two wins of the year (in his first two starts) vs.: Chicago on opening day at Comiskey Park, April 10, and Kansas City in the Orioles' home opener, April 15.

However, it was almost five weeks later (May 20) before he picked up his third win, thanks in large measure to a nagging back problem that plagued him over that entire period and took him out of the rotation for 2½ weeks. He didn't start after May 3, until May 20, but did relieve (May 14).

**Best Efforts:** In his first start after getting relief from his back-ache, Jim beat Cleveland, 8-0, with a two-inning assist from Tippy Martinez... Next time out, on May 24, he went the route to beat Detroit, 9-1. The third of his top performances was a 1-0 complete game loss to the Red Sox on July 5.

**Odds and Ends:** His longest win streak was three games, twice... After winning his 15th game on Sep. 2, Jim started six times before picking up #16 on Sep. 28 (he had one loss and three no decisions during the interim).

He did not complete a game over his last 15 starts after going the route in a losing cause at home against Texas on July 20... Tim Lincecum picked up eight saves and Tippy Martinez one on Jim's behalf...

**Vs. Opponents:** Jim has 20 or more career wins (regular season) vs. six opponents: Boston (20), California (24), Chicago (24), Cleveland (26), K.C. (20), and N.Y. (25). He has 19 wins against three clubs: Detroit, Milwaukee, and Texas... and, 18 vs. two: Minnesota and Oakland (including K.C. A's).

Jim's 25 career wins vs. New York is a high among active pitchers... Only 16 other hurlers in baseball history have beat the Yankees more often (Walter Johnson leads with 60 wins).

Though he has beaten the Twins and A's less than the other clubs (excepting the two newest expansion teams), he owns two pennant-clinching victories over Minnesota ('69 and '70 ALCS), and two against the A's ('66 regular season and '71 ALCS).

In 1980, he defeated every club but Boston and Oakland at least once; was 3-0 vs. California and 2-0 against Toronto.

For additional information about Palmer against individual clubs, see pages 34-35, 44-52.

## CAREER HIGHLIGHTS

**20-Win Seasons:** In '78, he became the first eight-time 20-game winner in the American League in 43 years, since Lefty Grove turned the trick for the eighth (and last) time in '35... Palmer, Grove and Walter Johnson (a 12-time 20-game winner, for the last time in '25) are the only three in the 80 year history of the A.L. to have attained that achievement.

Jim is only the second major league hurler in the last 43 seasons to win 20 eight times... Warren Spahn did it 13 times for the Braves, the last in '63. He is only the sixth to have accomplished the feat among



## JAMES (JIM) ALVIN PALMER

pitchers who have worked exclusively in the 20th century, and only the 16th in baseball history.

The major league record for 20-win seasons is 16 by Cy Young between 1890 and 1909 (in both leagues). . . The N.L. mark is 13 held jointly by Christy Mathewson and Spahn, while Johnson holds the A.L. standard of 12.

Other multi 20-game winners over the last several decades include: Bob Lemon and Fergie Jenkins-7 each; Robin Roberts and Bob Feller-6; Gaylord Perry, Catfish Hunter, Tom Seaver and Steve Carlton-5, Luis Tiant-4.

**Lifetime Wins:** With a 241-132 record, Jim ranks 36th on the all-time list of winners. . . He is sixth among actives behind: Gaylord Perry (289), Jim Kaat (272), Fergie Jenkins (259), Steve Carlton (249) and Tom Seaver (245), and is second in the A.L. behind Jenkins.

There are three other 200 game winners in baseball today: Phil Niekro (233), Luis Tiant (225) and Tommy John (214).

**Low ERA:** Jim's lifetime era of 2.74 is second among major league actives to Tom Seaver's 2.60, and ranks fourth on the all-time list (since era became an official statistic—'12 in the N.L. and '13 in the A.L.) behind Walter Johnson (2.37), Grover Cleveland Alexander (2.56) and Seaver, among pitchers with 3000 or more innings. . . Palmer is just ahead of Whitey Ford (2.74449 to 2.744456).

Jim's era is the lowest in the A.L. since Johnson retired 53 years ago ('27). . . He has finished in the A.L.'s top five nine times in the past 12 seasons (exceptions: '74, '79, '80) and has twice won the era title ('73 & '75).

**W-L Percentage:** Jim's .646 percentage (241-132) is tops in the majors today among pitchers with 200 or more decisions.

He ranks eighth on the list of those who have accumulated 200 or more decisions and pitched exclusively in the 20th century. . . The leader in that category is Whitey Ford (.690, 236-106).

**Shutouts/Scoreless Innings:** Though he hasn't pitched a shutout in his last two seasons (he had six in '78, the last on Aug. 23, '78 vs. Oakland), Jim ranks 13th on the all-time list with 51 (Walter Johnson leads with 113) and is fourth among actives behind: Tom Seaver (53), Gaylord Perry and Don Sutton (52 each). . . Behind him are: Luis Tiant (49), Fergie Jenkins (47) and Steve Carlton (45).

His 10 shutouts in '75 are a club record and represent the highest total in the A.L. since Dean Chance had 11 in '64.

During an 18 day period in '78 (May 24 thru June 10), Jim pitched four shutouts in five starts. Three of them were in succession which gave him a piece of the club record along with Jack Fisher ('60), Hal Brown ('61), Milt Pappas ('64) and Tom Phoebus ('67). . . He also had a string of 30.1 straight scoreless innings in that span (club record is 36 by Brown in '61).

**1-0 Wins:** Jim has an 8-3 record in complete game 1-0 decisions and is 9-5 overall. . . In '80 he was involved in one 1-0 game, a route-going loss to Boston's John Tudor at Baltimore July 5.

In '78, during a period in which he pitched four shutouts in five starts (see above), he went the route to win 1-0 three times (May 24 vs. Det., June 1 vs. N.Y. and June 10 vs. Oak.).

Among active pitchers, Bert Blyleven (13), Gaylord Perry (12) and Fergie Jenkins (11) are the leaders in 1-0 wins.

**200th Win:** He became the first pitcher ever to win 200 games in a Baltimore uniform on May 28 '78 (2nd game) when he shutout Cleveland at Memorial Stadium. . . Two former Orioles pitchers won more than 200 games in the majors, but not all with Baltimore: Robin Roberts (286, 42 with O's) and Milt Pappas (209, 110 with O's).

**No-Hitter/Near Misses:** He no-hit the Oakland A's on Aug. 13, '69 beating Chuck Dobson, 8-0, at home, only four days after coming off a six week stretch on the disabled list (2nd start).

In '73 he experienced two near misses, both in Baltimore. . . He had a perfect game with one out in the ninth vs. Texas on June 16 (had retired the first 25 hitters) when Ken Saurez singled. Jim ultimately won a 9-1 two-hitter. . . Then on July 27, a leadoff single in the eighth by Cleveland's George Hendrick was the only hit he allowed.

Jim pitched one no-hitter in the minors, at Aberdeen (Northern League) in '64, his first pro season.

**Club Records:** See pages 11 & 13.

**Cy Young:** Jim is one of four pitchers to have won the award three times ('73, '75, '76) in its 25-year history (starting '56) along with Sandy Koufax, Tom Seaver and Steve Carlton.

He, Koufax and Denny McLain are the only ones to have won the award in two straight years (McLain shared his second one in '69 with Mike Cuellar).

In '75 and '76, Jim was the only pitcher named on all 24 ballots (two per A.L. city). . . He polled 108 points in '76 to win handily over Mark Fidrych (51 points). . . In '75, he totaled 98 points to win over Catfish Hunter (74 points). . . In '73, he was named on 20 of 24 ballots good for 88 points to beat out Nolan Ryan (52 points).

Jim has finished among the top three in Cy Young balloting five times: '73-1st, '75-1st, '76-1st, '77-2nd, '78-3rd.

**Other Awards:** Was TSN's A.L. "pitcher of the year" in '73, '75, and '76, and has been named to the TSN's A.L. all-star team (by vote of fellow A.L. players) as the top righthander in four of the last six seasons and in six of the last 10.

He was voted to the A.P. major league all-star team in '75 and '76 and to the A.P. American League all-star team in '77 and '78. Won four straight gold gloves as the top fielding pitcher in the A.L. from '76 thru '79.

Jim is a two-time winner of the Sports Boosters of Maryland's "most valuable Oriole" award ('72 and '73) and has been a runner-up three times: in '75 (to Ken Singleton), in '76 (to Lee May), and in '78 (to Eddie Murray).

He was voted "comeback player of the year," in '75, by TSN and UPI. He won the Joe Cronin Award in '76 for significant achievement in the A.L., and finished second in the BBWAA's A.L. "most valuable player" balloting to Reggie Jackson in '73.

**All-Star Games:** In '78 Jim was named to the A.L. all-star team for the sixth time ('70, '71, '72, '75, '77, '78) and was chosen to start for the fourth time ('70, '72, '77, '78), but did not fare well for the second year in a row.

He gave up three hits, three runs (all earned), four walks, and fanned four in 2.2 innings at San Diego, but didn't give up any home runs and didn't get the loss. . . In '77 (at Yankee Stadium) he yielded five hits including three homers (Joe Morgan, the first batter in the game; Greg Luzinski and Steve Garvey) and was the losing pitcher, 7-5.

In three previous games ('70 Cin., '71 Det., '72 Atl.) Jim had pitched eight scoreless innings while allowing only three hits and two walks while striking out eight.

Has not pitched in an all-star game in any of the three years that he went on to win the Cy Young Award. . . He was not picked to the squad in '73 and '76, and did not pitch in '75 because of a tender arm although he was on the team.

**WS/ALCS:** Jim has a 7-3 record and has appeared in a total of 16 post-season games (15 starts).

**1979:** Jim started ALCS game one against Nolan Ryan, but came out after nine innings with the score tied at three. . . Don Stanhouse picked up the 6-3 win an inning later thanks to John Lowenstein's three-run homer.

In the World Series, he was the O's starter in both games two and six. . . In the second game he worked seven innings, yielded eight hits and two runs before being removed for a pinch-hitter in a tie game. Don Stanhouse was the ultimate loser after Sanguillen singled home the winning run in the ninth.

He lost to John Candelaria in the sixth game, 4-0, after giving up 10 hits and all four runs in his eight inning stint.

**Pennant Clinchers:** Palmer went the route to win the pennant clinching games in each of the Orioles first four A.L. championship seasons. That string was broken in '79 by Scott McGregor.

In '66, Jim beat the K.C. A's on Sep. 22 to wrap up the first A.L. title, then won the third and final game of the ALCS against the Twins in '69 and '70 and vs. the Oakland A's in '71, as the O's swept all three series.

**Youngest Shutout:** He became the youngest ever to pitch a shutout in the world series in game two, '66, when he blanked Sandy Koufax, pitching his final game, 6-0 at Dodger Stadium on four hits and six L.A. errors. At that time Jim was 20 years, 11 months and 21 days old.

**'69-'70-'71 WS:** He won the opening game of '70 series vs. Cincinnati and won game two in '71 vs. Pittsburgh. . . Then he pitched nine innings in game six vs. the Pirates, one of the biggest games in the history of the O's franchise, and left with the score tied 2-2. . . The O's ultimately won in the 10th to force the series to a seventh game with Dave McNally getting the win in relief.

Palmer's only world series loss until '79 was at the hands of the New York Mets in '69 (game three).



## JAMES (JIM) ALVIN PALMER

**ALCS Records:** Jim holds total series records for most wins (4, tied with Catfish Hunter), most complete games (5), most strikeouts (46) and most walks (19, tied with Mike Cuellar).

### CAREER SIDELIGHTS

**Big League Debut/Early Career:** He made his major league debut in relief at Boston on Apr. 17, '65, then earned his first win on May 16, '65, also in relief, vs. Yankees' Pete Mikkelsen in Baltimore.

Led the O's in victories (15) in '66, the Birds' first pennant winning season. . . . Dave McNally was second with 13.

Pitched his first professional game, at age 18, on May 1, '64 for the Aberdeen Pheasants (Northern League) at Grand Forks. . . . He pitched 3.1 innings (6 h, 4 r, 5 bb, 3 so) and was not a pitcher of record in a game that Aberdeen rallied to win, 10-4. The big offensive gun for Manager Cal Ripken's club that night was shortstop Mark Belanger who had two triples and three rbi.

One week later in his second pro start, on May 8, '64, Jim won his first game and pitched his first shutout, a three-hitter also against Grand Forks, in 10 innings.

**Major Injuries:** Back and shoulder injuries nearly ruined his career in '67-'68. He worked in only two games for the O's between June 8, '67 and the start of the '69 season. During that period, he pitched in Rochester, Elmira and Miami, trying to shake the ailments, but it wasn't until a stint in the Puerto Rican winter league after the '68 season, that he began to overcome his physical problems.

Since then he has been afflicted with a series of arm, shoulder and back ailments, but only three times have the injuries been serious enough to put him on the disabled list:

**1969.** . . . After recovering from his '67-'68 maladies, Jim jumped out to a 9-2 start in '69 before tearing shoulder muscles on June 26. . . . He went on the disabled list for 42 days, then four days after being activated, pitched a no-hitter against Oakland.

**1974.** . . . In this, his only losing season, Jim spent nearly eight weeks (June 20 to Aug. 13) on the disabled list with a sore elbow.

**1979.** . . . He didn't pitch for 44 days (from July 1 until Aug. 13) and saw action in only three games over a ten week period (from June 3 until Aug. 13) while suffering from tendinitis in the right elbow. During that span, Jim was on the disabled list from July 16 to Aug. 9.

**Strikeouts/Walks:** He has fanned 10 or more batters 13 times including a career high of 13 strikeouts at Cleveland on July 1, '71. . . . He had one 12 strikeout performance in '77 vs. Milwaukee on May 24 at Baltimore and has fanned 11 Twins three different times, all at Memorial Stadium ('70-'71, '71-2).

He has twice walked eight batters in a game, both times in first appearances of the year ('66 and '70).

**Home Runs:** In 3499 innings spread over 481 major league games, Jim has never given up a grand slam home run. . . . In '80, he yielded a career high 26 home runs and has been touched for 254 lifetime. . . . He is in no danger of matching Catfish Hunter's A.L. career record (374) let alone Robin Roberts' major league mark (502).

**Losing Streaks:** Jim lost seven in a row in '74 (7 straight starts from Apr. 30 thru June 7). . . . Otherwise, he has never dropped more than four consecutive decisions, and he's done that only once (in '78, from June 23 thru July 15).

**Long Games:** Jim has pitched more than nine innings 19 times: 10 innings-11. . . . 11 innings-4. . . . 12 innings-4. . . . He has a 5-6 record with eight no-decisions in those 19 games. . . . The last time he went into "overtime" was on Sep. 28, '77 when he went the route to win a 3-2 decision over Detroit in 11 innings.

**In Relief:** He has relieved 28 times in 481 appearances (regular season). . . . He came out of the bullpen 21 times as a rookie in '65, and made three more relief appearances in '69. Since June 28, '69, he has relieved only four times in 401 appearances, most recently on May 14, '80 vs. Texas in a losing cause.

**Batting:** He has hit three home runs lifetime: off New York's Jim Bouton in Baltimore on May 16, '65; off Dave Morehead in Boston on Apr. 13, '66; and off Rich Hand of Cleveland on May 27, '70 in Baltimore. Jim has a lifetime batting average of .174 (85-for-489), but hasn't batted in a regular season game since Sep. 29, '72.

In three ALCS (before the dh rule) he went 1-for-14 with one rbi and one double (in '70 vs. Twins), and in five world series he is 1-for-21, a

single in '70 vs. Cincinnati. . . . He did set an offensive record in '71 vs. Pittsburgh by drawing two bases loaded walks in the same game (game two).

**Signing and Amateur Background:** Jim was signed to a bonus contract with the Orioles by Jim Russo and Jim Wilson. . . . He was an outstanding three-sport athlete at Scottsdale High School (graduated '63) where he earned all-Arizona honors in baseball, basketball and football. . . . Played in Basin League in '63.

**Personal:** Jim has been the highly publicized sports representative for Jockey Underwear since last spring. . . . In January, he was selected the best dressed man in baseball in the national Cutty Sark sports fashion poll of some 200 sportswriters and sportscasters.

He has worked actively on behalf of the Cystic Fibrosis Research Foundation for the past 10 years, serving most of that time as national sports chairman.

He worked as color man for ABC-TV during the '78 and '80 ALCS. . . . Participated in Superstars competition for television '75, '76, '78 and '79.

Attended Arizona State University. . . . He and his wife, Susan, were married Feb. 25, '64, and are the parents of two daughters: Jamie Mitchell (11/16/66) and Kelly Christina (6/5/69).

## FLOYD KINNARD RAYFORD

**Born:** July 27, '57; 5' 10"; 195; Bats, R; Throws, R; Position: IF-C.



**Birthplace/Residence:** Born in Memphis, Tenn. . . . Grew up and still lives in Los Angeles, Ca.

**Contract Status:** Signed thru '81

**Tenure:** 65 days.

**Signed Originally with:** California.

YEAR CLUB	AVG.	G	AB	R	H	2B	3B	HR	RBI	BB	SO	SB	CS	HP
1975 Idaho Falls—1	.283	*72	272	43	77	12	5	2	43	23	56	24	5	2
1976 Salinas	.273	125	462	73	126	19	6	5	67	41	85	17	3	5
1977 Salinas	.259	51	205	37	53	7	3	6	39	25	35	9	3	2
El Paso	.297	79	320	65	95	17	3	11	60	33	60	4	3	7
1978 El Paso	.313	126	483	78	151	36	2	17	87	39	81	8	2	2
1979 Salt Lake City—2	.294	135	551	98	162	28	6	13	80	57	105	18	5	2
1980 Baltimore	.222	8	18	1	4	0	0	0	1	0	5	0	0	0
Rochester	.230	107	387	51	89	22	0	9	46	24	87	5	2	3
M.L. Totals	.222	8	18	1	4	0	0	0	1	0	5	0	0	0
Pro. Totals	.281	703	2698	446	757	141	25	63	423	242	514	85	23	23

GWRBI '80-Roch. 5 Bal. 0

\* Led league

1—Selected by California Angels' organization in June '75 free agent draft Signed on 6/24/75  
2—Acquired by Baltimore Orioles from California in deal for outfielder Larry Harlow on 6/5/79 Remained with Salt Lake City (PCL) on 24-hour recall

### THE 1980 SEASON

Floyd was impressive in his first spring training camp with the Orioles and made Baltimore's 25-man squad at the start of the season. . . . He appeared in just seven games before he was optioned to Rochester on May 7 to make room for pitcher Paul Hartzell.

He returned to the O's in September but appeared in only one game in the final month.

**Spring Training:** Floyd batted .349 (8-for-23) in his first 14 exhibition games including 4-for-4 with three rbi vs. the Yankees at New Orleans on Mar. 16. That effort won him a trip north despite his 0-for-8 at the end of the spring which brought his average down to .258 (8-for-31).

**Baltimore:** He made his big league debut vs. K.C. at Bal. Apr. 17 as a late starter for the injured Doug DeCinces at third. . . . His first hit was a bunt single, also vs. K.C. (Paul Splittorff) Apr. 27.

He had a total of three starts (two at third and one at second) in his month with the O's and went 2-for-14 (.143) in seven total games.

After his Sep. 1 recall, he appeared in just one game, a start at third vs. Cleveland on Oct. 4<sup>2</sup>, and was 2-for-4 with an rbi.



## FLOYD KINNARD RAYFORD

**Rochester:** After joining the Wings, Floyd started slowly (4-for-38 at start), but worked his way up to .252 on Aug. 1, before a 14-for-89 slump (.157) over the last 25 games brought him down to .230.

He appeared in 96 games at third, three each at first, second and catcher, and two at short. . . He played 98 of Rochester's last 100 games, including a string of 76 straight.

Floyd led all International League third basemen with a .942 pct. (17 in 292 tc). . . In his last five seasons, he's led his league three times and finished second twice.

### PREVIOUS CAREER HIGHLIGHTS

**1979:** Floyd played the entire season for Salt Lake City where he was the club "mvp", remaining with the Angels' top farm team after the deal with the O's in June. He was recalled by the O's Sep. 1, but did not report because of a leg injury sustained on Aug. 17.

He led the P.C.L. third basemen in fielding (.957). . . Played that winter for Caguas in Puerto Rican League.

**Career:** Floyd was signed for California by Larry Himes. . . In '78, at El Paso, he hit .313, was second in Texas League in doubles (36), led in chances at third (325) (as well as putouts and assists) and just missed leading in pct.

He started '77 at Salinas (Calif. League) but was recalled to El Paso after 51 games. . . He played mostly first and second that year because Carney Lansford was the club's third baseman.

In '76 at Salinas, he was the league's all star third baseman and was tops in fielding.

**Amateur Background:** Floyd played baseball three seasons at Manuel Arts High School (Paul Blair's alma mater) in Los Angeles. . . He was named all-city in each of last two seasons and was league "mvp" as a senior. . . He was primarily a catcher in high school. . . Was converted to an infielder by the Angeles.

He also played Little League and Babe Ruth League baseball.

**Personal:** Hobbies: hunting and fishing. . . Single.

## CALVIN (CAL & RIP) EDWIN RIPKEN, JR.

**Born:** Aug. 24, '60; 6'4"; 200; Bats, R; Throws, R; Position: 3B-SS

**Birthplace/Residence:** Born in Havre de Grace, Md., but grew up and still lives in nearby Aberdeen.

**Contract Status:** Signed thru '81.

**Tenure:** None.

**Signed Originally with:** Baltimore.



YEAR	CLUB	AVG.	G	AB	R	H	2B	3B	HR	RBI	BB	SO	SB	CS	HP
1978	Bluefield-1	.264	63	239	27	63	7	1	0	24	24	46	1	1	2
1979	Miami	.303	105	393	51	119	*28	1	5	54	31	64	4	3	1
	Charlotte	.180	17	61	6	11	0	1	3	8	3	13	1	0	0
1980	Charlotte	.276	*144	522	91	144	28	5	25	78	77	81	4	2	3

**Pro. Totals** .277 329 1215 175 337 63 8 33 164 135 204 10 6 6  
GWRBI '80-5

\* Led league  
\* Tied for league lead  
1—Selected by Baltimore organization in June '78 free agent draft (second round, Baltimore's fourth selection, regular phase) Signed on 6/13/78

**1980 Season:** Cal was selected as the Southern League's all-star third baseman at the end of the season by a vote of league managers and media. . . He tied for first in the league in games (144) and sacrifice flies (9) and paced Charlotte in runs (91), hits (144), and doubles

(28). . . He set career highs for games, at bats (522), runs, hits, triples (5), home runs (25), runs batted in (78), and walks (77).

After hitting just eight homers total in his first two professional seasons, Cal homered 25 times in '80, breaking the existing Charlotte club record set by Dan Logan and Drungo Hazewood in '79. . . Hazewood also broke his own record with his club high 28 homers.

Cal led all Southern League third basemen in putouts (119), assists (268), total chances (415), double plays (34), and fielding percentage (.933, 28 errors). . . He appeared in 120 games at third and 25 at second.

He was named the league's "player of the week" for the week of May 19 when he batted .382 (13-for-34) with two homers and six rbi. . . Cal was elected as starting third baseman for the league all-star game versus the Atlanta Braves, but the contest was rained out. . . He drove in five runs with a pair of homers against Montgomery on July 10.

Cal batted .310 (9-for-29) in Charlotte's seven playoff games with two homers and four rbi. . . He homered in the final game when the O's beat Memphis, 3-0, for the league title.

**Winter Ball:** Cal also played on a championship club this winter under Ray Miller at Caguas, which captured the Puerto Rican League crown. . . Cal was Caguas' "mvp", batting .279 (56-for-201) with six homers and 38 rbi. . . His teammates included pitchers Dennis Martinez, Mike Boddicker, and Steve Luebber, and outfielder Dallas Williams, all of the Baltimore organization.

**1979:** Cal was selected as the shortstop on the Topps National Association Class A all-star team (comprising all Class A leagues). . . He was also named Florida State League all-star shortstop by vote of managers and media at the end of the season. . . He actually played more games at third (58) than at short (52) for Miami.

Cal led the FSL in doubles (28) and finished fourth in batting (.303) despite being promoted to Charlotte on Aug. 5. . . He also paced Miami in hits (119), runs batted in (54), and total bases (164). . . He saw action primarily at third (15 games) for Charlotte.

He batted .261 (40-for-152) in 43 contests in the Florida Instructional League that fall while leading the O's entry in rbi (21) and doubles (11).

**Pro Career:** He was signed by Dick Bowie. . . He led Appalachian League shortstops in putouts (92), tied for first in double plays (31), and was second in assists (204) at Bluefield in '78. . . He also played in the Florida Instructional League that fall.

**Amateur Background:** Cal pitched and played shortstop at Aberdeen High School. . . In '78, as a senior, he was 7-2 with a 0.70 era and 100 strikeouts in 60 innings, and batted .492 with 29 rbi in 20 games to lead the county in hitting.

He concluded four years of varsity baseball in June '78 by pitching Aberdeen to the Maryland Secondary Schools Athletic Association Class A baseball title, beating Thomas Stone High, 7-2, on a two-hitter in which he fanned 17. . . He started pitching as a junior and was co-captain and captain of the baseball team his last two years.

Cal also earned two letters in soccer, was team captain, and both an all-county and all-metropolitan selection.

He played Little League, Babe Ruth League, and Mickey Mantle League baseball.

**Personal:** He is the son of Cal Ripken, Sr., Orioles' third base coach and a veteran of 25 years in the Baltimore system as a player (catcher), minor league manager, coach, and scout. . . Single.

## GARY STEVEN ROENICKE


**Born:** Dec. 5, '54; 6'3"; 200; Bats, R; Throws, R; Position: OF.

**Birthplace/Residence:** Born in Covina, Cal. (due east of L.A.). . . Grew up in West Covina and now lives in nearby Diamond Bar.

**Contract Status:** Signed thru '81

**Tenure:** Two years, 162 days.

**Signed Originally with:** Montreal.





## GARY STEVEN ROENICKE

YEAR CLUB	AVG.	G	AB	R	H	2B	3B	HR	RBI	BB	SO	SB	CS	HP
1973 Jamestown—1	.298	68	255	48	76	17	6	3	40	37	38	3	1	3
1974 West Palm Beach	.277	131	470	68	130	24	0	14	*82	63	61	22	10	11
Quebec	.333	1	3	0	1	0	0	0	0	0	0	0	0	0
1975 Quebec	.285	131	466	67	133	23	0	14	*74	58	73	6	5	12
1976 Denver	.290	77	252	56	73	11	5	12	44	41	39	4	1	5
Montreal	.222	29	90	9	20	3	1	2	5	4	18	0	0	1
1977 Denver—2	.321	124	448	87	144	31	4	11	72	46	45	12	7	13
1978 Baltimore	.259	27	58	5	15	3	0	3	15	8	3	0	1	1
Rochester	.307	98	329	49	101	15	1	13	64	34	50	3	7	7
1979 Baltimore	.261	133	376	60	98	16	1	25	64	61	74	1	3	12
1980 Baltimore	.239	118	297	40	71	13	0	10	28	41	49	2	0	6
A.L. Totals	.252	278	731	105	184	32	1	38	107	110	126	3	4	19
N.L. Totals	.222	29	90	9	20	3	1	2	5	4	18	0	0	1
M.L. Totals	.248	307	821	114	204	35	2	40	112	114	144	3	4	20

GWRBI '79-11; '80-4

\* Led league

1—Selected by Montreal Expos organization in June '73 free agent draft (first round, regular phase) Signed on 6/7/73

2—Acquired by Baltimore Orioles from Montreal Expos along with pitchers Don Stanhouse and Joe Kerrigan in deal for pitchers Rudy May, Randy Miller and Bryn Smith (assigned from Rochester to Denver) on 12/8/77

### League Championship Series Record

YEAR CLUB, OPP.	AVG.	G	AB	R	H	2B	3B	HR	RBI	BB	SO	SB	CS	HP
1979 Bal. vs. Cal.	.200	2	5	1	1	0	0	0	1	0	0	0	0	1

### World Series Record

YEAR CLUB, OPP.	AVG.	G	AB	R	H	2B	3B	HR	RBI	BB	SO	SB	CS	HP
1979 Bal. vs. Pit.	.125	6	16	1	2	1	0	0	0	0	6	0	0	0

Career Highs, Game: Runs—3, twice, the latest July 16, '80 at Mil; Hits—4, twice, the latest Aug. 28, '80 vs. Cal. at Bal; Home Runs—2, July 29, '79 at K.C.; RBI—5, Sep. 18, '78 at Cle; 4, twice, the latest Sep. 9, '79 at Bos.

Hitting Streaks: 6—twice (both in '79)

**Operation:** Gary underwent surgery on Nov. 11 to remove loose fragments from his right elbow. He is expected to be fully recovered for spring training.

## THE 1980 SEASON

In '80 Gary enhanced his reputation as, perhaps, the best defensive leftfielder the Orioles have ever had. Not only did he play that position with competence, but with extreme consistency as well. In fact, he led all A.L. outfielders in percentage, with a perfect 1.000, no errors in 205 chances, and led the O's in outfield assists (8) for the second year in a row. See "Fielding" below.

At the plate, however, his production fell off sharply. He experienced two major slumps, one at the beginning and one at the end of the season; in between, a prolonged hot streak was interrupted by a fractured left wrist that sidelined him for 30 games.

His home runs were down 15, his rbi down 36 and his average dipped 22 points from '79.

**Batting:** Through his first 39 games (thru May 27), he was batting only .214 (22-for-113) and had only one homer and seven rbi. During the next two weeks he began to turn things around (.370, 10-for-27, 10 games), but, on June 9, disaster struck in the form of a fracture in his left wrist, sustained while sliding into second base at Oakland. The injury disabled him until July 15.

When he returned, Gary picked up, and, thru Aug. 28, continued to hit with consistency, though with less authority than a year ago. During the three months, from May 28 thru Aug. 28, he batted .341 (43-for-126) in 49 games. Along the way he reached a season high of .278 on Aug. 14. He was still batting .272 on Aug. 28 after a 4-for-5 day with three doubles and two rbi vs. California.

Then the bottom fell out. In his last 30 games, he went just 6-for-58 (.103) and his average plunged 33 points to a final .239.

He hit only one home run in his first 40 games, and one in his last 20. In the middle, he hit eight over a 58 game period.

**Pinch-Hitting:** Gary had considerable success in '80 as a pinch-hitter. He batted .500 (6-for-12), had a .600 on base percentage (9-for-15) and hit two sacrifice flies.

**Odds and Ends:** His last home run, on Oct. 4, was a 13th inning homer off Cleveland's Sid Monge that gave the O's a win in "sudden death".

## '80 AND ORIOLES CAREER

**Home Run Miscellany:** He's hit 35 homers in the last two years, 27 of them (77%) against western teams. . . He hit 21 of his total 25 in '79 vs. the west and six of 10 last year.

Gary hit home runs in clusters in '79. . . In one 12 game stretch, from Apr. 27 thru May 10, he hit seven. . . Later, he hit four in eight games (May 28 to June 6) and five in eight games (Aug. 16 to 27).

He hit the O's third successive homer, after Eddie Murray and Lee May, on May 8, '79 vs. Seattle at Baltimore (all off Jim Todd).

Gary has hit 38 home runs for the O's, 29 with the bases empty (i.e., 9 with men on). . . He hit his one career slam on Sep. 18, '78 at Cleveland off David Clyde.

**Fielding:** He has made only five errors in 489 outfield chances for the O's (.990 percentage), and has led the club's outfielders in assists the last two seasons (10 in '79, 8 in '80).

He started 19 times in centerfield in '79, against lefthanded pitching primarily, but only opened there in seven games last season.

**Hit by Pitch/Masked Man:** Gary has been hit by 18 pitches in the last two years, including 12 in '79. That was just one less than league leader Chet Lemon of the White Sox had. The O's club record is 20 by Bobby Grich ('74). Don Baylor was hit 13 times in '75.

He was hit in the face by Chicago's Lerrin LaGrow on Apr. 7, '79, the second game of the season and 25 stitches were needed to close the wound in his upper lip.

When he returned on Apr. 15, he used a special batting helmet equipped with a football type face mask over the mouth area. It was designed by Earl Weaver and Baltimore Colts equipment manager Marty Daly. Gary has worn it ever since.

**vs. Opponents:** In '80, he batted .353 vs. the Twins (12-for-34) and now has a .313 (26-for-81) lifetime mark vs. Minnesota. . . However, he has had his best luck with the Brewers against whom he has batted .359 (23-for-64) since coming into the A.L. He has been particularly tough on the veteran lefty Mike Caldwell with 12 hits in 21 trips (.571).

His is also over .300 vs. Oakland (.313, 20-for-64). . . Though he has batted only .237 (14-for-59) against the Royals, his seven home runs (among 14 career hits) represent a career high vs. one opponent. He hit all of them and had 12 rbi as well in 10 games against K.C. in '79. . . Four of the homers were at the expense of Paul Splittorff, including two in one game on July 29, '79 at K.C.

See pages 33-35 for complete stats, '80 lifetime, vs. each opponent.

**CS/WS:** Appeared in two games against the Angels (started game three). His one hit (in five trips) was an rbi single in the fourth and decisive game. Against Pittsburgh, he started games three, five and six in center and game four in left. . . He played in six of the 11 '79 post-season games in all.

**1979:** With a career high 25 homers, Gary tied Eddie Murray for second place on the club behind Ken Singleton (35). . . He was third in walks (61) and fourth in rbi (64).

In his first 55 games thru June 20, Gary batted .304 (49-for-161) with 13 homers and 35 rbi. . . From that point on, he batted .228 (49-for-215) in his last 78 games with 12 homers and 29 rbi.

He had seven straight hits in a two game period (June 2 & 4) against Texas and Minnesota. . . Spoiled a Mike Norris no-hitter with a seventh inning double on May 9 at Baltimore. . . Norris wound up with a one-hit 4-2 win.

He bounced into a triple play against the A's on May 7 at Memorial Stadium. Rick Langford was the pitcher at the time. . . Had three gwrbi in '79, all on successive days at Boston, Sep. 7-8-9.

See other '79 highlights under all above categories in this section.

**1978:** Gary made the O's 25 man squad at the start of the season after a solid performance in spring training climaxed by a big home run in the 9th inning of the final exhibition game, vs. K.C. at Ft. Myers.

However, he appeared in only 17 games during the first six weeks of the regular season, and was batting only .194 (7-for-36) when he was optioned to Rochester on May 18 (Ellie Hendricks was activated at same time).

After a slow start with the Red Wings, he batted .366 (45-for-123) in his final 34 games with seven homers and 38 rbi. He led the Wings that year in homers (13) and was second in rbi (64).

He rejoined the O's on Sep. 5 and batted .364 (8-for-22) with three homers and nine rbi in 10 games the rest of the way (went 5-for-10 in first three games with eight rbi including four on his grand slam off David Clyde Sep. 18).



## GARY STEVEN ROENICKE

### EARLY CAREER

**Montreal:** After being picked by the Expos on the first round in June '73, Gary was signed by Bob Zuk who later scouted for the Orioles.

He was first recalled by Montreal in Sep. '75, but did not appear in a game. On June 6, '76, he was brought up again after Gary Carter broke a thumb. He was 0-for-9 (vs. Giants) at the start, then went 10-for-24 against the Giants, Dodgers and Padres (all on the west coast).

He hit his first two big league homers in consecutive games, June 15 and 16, '76 at San Diego (off Alan Foster and Dave Freisleben). Gary was optioned to Denver July 14, but returned to Montreal in September.

**Minors:** Was fourth in the American Association with .321 average in '77... Batted .309 (318-for-1029) in three years at AAA level.

Was named to league all-star teams in each of his first three pro seasons: NY-Penn League in '73 (3rd base), Florida State League in '74 (3rd base), and Eastern League in '75 (outfielder).

Led Florida State League in rbi (82), was second in homers (14) and was voted Topps' "player of the month" in June '74.

In '75, he was named the Eastern League's "mvp", led the loop in rbi (74), and celebrated his conversion from third to the outfield by pacing the league in outfield assists (22)... Was E.L.'s "player of the month" for August.

**Amateur Background:** Was a three-sport athlete at Edgewood High School (West Covina)... Played shortstop in baseball, forward in basketball and both split end and defensive back in football... Won high school all-American honors in baseball and was both all-league and all-valley in all three sports.

He played Pony, Colt, and Connie Mack baseball in West Covina.

**Personal:** Gary's father, Floyd, a junior high teacher, is a former high school baseball coach. His younger brother, Ron, is an outfielder-first baseman on the Dodgers roster. Last year, he batted .296 for Albuquerque in the Pacific Coast League (L.A.'s AAA farm club) and stole 16 bases in 20 attempts despite an injury that limited him to 77 games. In '79 Ron batted .302 in the Texas League. He signed with the Dodgers in '77.

Gary has attended both Cal Poly in Pomona and UCLA in the off-season... Hobbies: water skiing, fishing and golf.

He and his wife, the former Debra Lynn Britton of Denver, were married on Oct. 28, '78 and have a son, Jarett Steven (1/15/80).

## THOMAS (TOM) ALLEN ROWE

**Born:** Oct. 16, '57; 6' 3"; 190; Bats, R; Throws, R; Position: P

**Birthplace/Residence:** Born in the Bronx, N.Y.... Grew up and still lives in Spring Valley (Rockland County), N.Y., on the west side of the Hudson River, northwest of New York City.

**Contract Status:** Signed thru '81

**Tenure:** None.

**Signed Originally with:** Baltimore.



YEAR CLUB	W-L	ERA	G	GS	CG	SHO	SV	IP	H	R	ER	BB	SO
1977 Miami—1	10-6	3.26	21	19	8	0	0	127	137	63	46	64	55
1978 Miami	10-11	2.31	28	28	13	1	0	199	188	91	51	69	110
1979 Charlotte	11-14	5.01	28	28	4	0	0	167	200	113	93	76	90
1980 Rochester	6-7	4.60	17	17	4	2	0	92	104	58	47	31	39
Charlotte	4-2	2.76	9	8	2	1	0	49	58	22	15	18	35
Pro. Totals	41-40	3.58	103	100	31	4	0	634	687	347	252	258	329

1—Selected by Baltimore organization in January '77 free agent draft (2nd round, regular phase) Signed on 1/13/77

**Pitches:** Fastball, curve, change, and slider.

**1980:** Tom started the season 3-0 at Rochester but won just three of his next ten decisions and was optioned to Charlotte on July 15... He was 4-2 for the O's, winning his final three games... He pitched for O's entry in Florida Instructional League last fall.

150

After a no decision in his first start, Tom won his next three games impressively, allowing only one run in 20.1 innings, and including consecutive shutouts vs. Columbus (Apr. 27) and Pawtucket (May 2).

At that point, he was 3-0 with a 1.35 era (4 er in 26.2 ip). However, his era over the next 13 starts was 5.89 while he was going 3-7 until his assignment to Charlotte.

He was named the Southern League's "pitcher of the week" for the week of Aug. 18-24 when he was 2-0 with a 1.69 era.

**Exhibitions:** Tom has started for the major league Orioles in each of the club's last two exhibitions with Rochester... On May 22, '78, while on the Miami roster, he pitched six innings and allowed five runs and ten hits and was not the pitcher of record in a 6-5 Baltimore win... He was at Charlotte when he received the call again on July 24, '80, and he lost to the Red Wings, 9-3, giving up eight runs and 15 hits in seven innings.

**1979:** Tom tied for the Southern League lead in games started (28) and topped Charlotte in victories (11) and innings pitched (167)... He defeated Savannah on June 23 to clinch the league's first half Eastern Division title for the O's.

**Pro Career:** Tom was signed by John Stokoe... Of his 103 career appearances, 100 have been in a starting role.

He led the Florida State League in innings pitched (199) and hits allowed (188) and tied for the league lead in starts (28) in '78... He pitched Miami to FSL title with win over Lakeland in final game of championship series that year.

Tom played for the O's in the Florida Instructional League after the '78 and '79 seasons and pitched the first six innings of a combined 1-0 no-hitter (Greg McArthur, since released, went the final three frames) against the Expos' FIL club on Nov. 10, '78.

**Amateur Background:** He played one year of baseball at Rockland Community College (Suffern, N.Y.)... He graduated from Spring Valley High School in '75... Pitched three one-hitters during three seasons there.

Tom played Little League baseball and his "Big Boy" league team (ages 16-18) played in an international series in Florida against clubs from Canada, Japan, Puerto Rico, and Taiwan in '75.

**Personal:** Hobbies: Fishing, hunting, and drawing... Single.

## LENN HARUKI SAKATA

**Born:** June 8, '53; 5' 9"; 160, Bats, R; Throws, R; Position: 2B

**Birthplace/Residence:** Born, raised and still lives in Honolulu, Hawaii.

**Contract Status:** Signed thru '81

**Tenure:** Two years, 24 days.

**Signed Originally with:** Milwaukee.



YEAR CLUB	AVG.	G	AB	R	H	2B	3B	HR	RBI	BB	SO	SB	CS	HP
1975 Thetford Mines—1	.257	121	421	63	108	9	3	9	43	52	67	16	5	3
1976 Spokane	.280	141	510	64	143	23	5	10	70	29	65	6	4	1
1977 Spokane	.304	94	345	52	105	19	4	4	73	42	43	17	2	0
Milwaukee	.162	53	154	13	25	2	0	2	12	9	22	1	3	0
1978 Milwaukee	.192	30	78	8	15	4	0	0	3	8	11	1	0	0
Spokane	.269	49	156	24	42	14	3	0	20	15	15	4	2	3
1979 Vancouver	.300	118	454	59	136	21	3	6	64	30	43	16	7	3
Milwaukee—2	.500	4	14	1	7	2	0	0	1	0	1	0	0	0
1980 Rochester	.344	26	93	19	32	6	1	3	8	7	8	5	0	1
Baltimore	.193	43	83	12	16	3	2	1	9	6	10	2	1	0
M.L. Totals	.191	130	329	34	63	11	2	3	25	23	44	4	4	0
Pro. Totals	.273	679	2308	315	629	103	21	35	303	198	285	68	24	11

GWRBI '80-Roch 0, Bal 2

1—Selected by Milwaukee Brewers' organization in January '75 free agent draft (first round, secondary phase) Signed on 1/19/75

2—Acquired by Baltimore Orioles from Milwaukee Brewers in deal for pitcher John Flinn on 12/6/79

151



## LENN HARUKI SAKATA

### THE 1980 SEASON

Lenn was recalled from Rochester on May 23 when Kiko Garcia and John Lowenstein were placed on the disabled list and was used primarily as a backup at second base the rest of the season... He appeared in 34 games at second with 21 starts, four contests at short and four as a pinch-runner... He was also very effective as a pinch-hitter, especially in "sudden death" situations.

**Pinch-Hitting:** Lenn had never appeared as a pinch-hitter in the majors prior to last season, yet batted .800 (4-for-5) in that role with a home run, a double, four rbi, and a sacrifice fly.

**"Sudden Death" Sakata:** Lenn won games in "sudden death" at Memorial Stadium in his first two pinch-hit appearances... On June 2, in his first pinch at-bat in the big leagues, he homered off Bob McClure to lead off the bottom of the 11th inning and give the O's a 9-8 victory over Milwaukee, Lenn's former team... Then, in his very next Memorial Stadium plate appearance against Oakland on June 18, his one-out single off Bob Lacey in the bottom of the ninth drove in Eddie Murray for a 3-2 Baltimore triumph.

**Third Big Hit:** Lenn also delivered a key blow in the Baltimore-New York game of Aug. 10 at Yankee Stadium... The O's were trailing, 5-4, when he led off the top of the ninth inning with a triple to left center, starting a rally that in which Baltimore scored two runs to win, 6-5... Lenn started twice in that three-game series sweep by the Orioles, going 3-for-8 with an rbi.

**Fielding:** Lenn had a .984 fielding percentage (2 e in 129 tc) at second and handled his only chance flawlessly at short.

An excellent fielder, he has a career major league percentage of .984 (9 e in 537 tc)... With the exception of parts of four games at shortstop in '80, he has played exclusively at second base since college.

**Odds and Ends:** Despite the fact he had just nine runs batted in, Lenn had a pair of two rbi games, June 22 vs. Seattle and July 21 against Minnesota... He saw action against every A.L. club in '80 except Chicago, and it's probably just as well as he is 0-for-31 lifetime vs. the ChiSox... He has a .467 (7-for-15) career average against Minnesota.

**Rochester:** Lenn was in the final group of players cut from the Orioles in spring training... At that time he went home and did not report to Rochester until Apr. 19... He was leading the Red Wings in hitting at .344 (32-for-93) in 26 games at the time of his recall... He had a 14 game hitting streak from Apr. 29 thru May 16 in which he batted .460 (23-for-50) to raise his average to a league best .380... It was the longest streak for a Red Wing since '78.

### CAREER HIGHLIGHTS

**1979:** Lenn played most of the season with Milwaukee's AAA club at Vancouver and was selected as the Pacific Coast League's all-star second baseman (selected by league managers).

He joined the Brewers on Sep. 1 and batted .500 (7-for-14) in four games.

**Milwaukee-'77-'78:** Lenn was recalled by the Brewers on July 19, '77 when injuries sidelined Robin Yount, Don Money, and Tim Johnson and started 46 of the next 50 games at second base... His major league debut came on July 21 at Yankee Stadium when he started both ends of a doubleheader and went 0-for-7... He singled off Ron Guidry the next day for his first hit, and his first big league homer came off Dennis Martinez at Baltimore on July 25.

He began the '78 season as the Brewers' regular second baseman against lefthanders... He played in 27 games in April and May but in only four over the next month and a half before being optioned to Spokane on July 9... A two-run single against Baltimore on Apr. 9 accounted for two of his three rbi.

**Minors:** He was signed for the Brewers by Dick Bogard... He had previously been drafted by San Francisco and San Diego but did not sign... His lifetime minor league average is .286 (566-for-1979)... He topped PCL second basemen in fielding percentage (.978) in '77 and was named the Eastern League's all-star second baseman at Thetford Mines in '75.

**Amateur Background:** Lenn played one season at Treasure Valley Community College (Ontario, Oregon) before transferring to Gonzaga University (Spokane, Washington) for two years... Earned all-district and second team junior college all-American honors as a second baseman at Treasure Valley in '72... Was all-district and all-Big Sky Conference second baseman at Gonzaga in '73 and '74... Earned third team all-American honors in '74.

152

Lettered in baseball, basketball and golf at Kalani High School (graduated '71)... Was all-league shortstop in '70 and '71 and all-state in senior year... Kalani won state championship in '70... Was number one man on golf team in senior year with a 77 average.

Was all-star third baseman two seasons in Babe Ruth League... Played on American Legion teams for Holsum Post in '70 and '71... Team won state championship both years... Was state "mvp" and leading hitter in '71.

**Personal:** Of Japanese descent... Hobbies: Golf and tennis... He and his wife, the former Darren Kay Bell, were married on Jan. 14, '78.

## JOHN T. SHELBY


**Born:** Feb. 23, '58; 6'1"; 175; Bats, L-R; Throws, R; Position: OF

**Birthplace/Residence:** Born, raised, and still lives in Lexington, Ky.

**Contract Status:**

**Tenure:** None.

**Signed Originally with:** Baltimore.



YEAR	CLUB	AVG.	G	AB	R	H	2B	3B	HR	RBI	BB	SO	SB	CS	HP
1977	Bluefield—1	.256	60	211	28	54	9	1	0	21	10	44	6	5	0
1978	Miami	.231	13	26	4	6	1	0	0	3	3	5	0	2	1
	Bluefield	.282	64	248	49	70	9	1	6	25	30	45	7	4	3
1979	Miami	.201	132	478	50	96	11	6	3	38	44	120	13	10	5
1980	Charlotte	.241	134	*560	66	135	27	11	6	51	22	122	34	14	1

**Pro. Totals** .237 403 1523 197 361 57 19 15 138 99 336 60 35 10

GWRBI: 80-3 • Led league  
1—Selected by Baltimore organization in January '77 free agent draft (first round regular phase)  
Signed on 5/22/77

**1980:** John led the Southern League in at bats (560) and was third in triples (11) while setting career highs for games (134), at bats, runs (66), hits (135), doubles (27), triples, rbi (51), and stolen bases (34)... He was second on the Charlotte club in hits, doubles, and steals.

He paced the Southern League outfielders in putouts (361) and total chances (382) while finishing second in assists (21), the highest total in the entire Baltimore organization for the second straight year... He now has 68 assists in four professional seasons and has finished first or second in his league each year in that department.

John set a Charlotte O's record with a 21 game hitting streak, June 8 thru 30. He began the streak with a bang, going 4-for-5 with a triple, two homers, and six rbi vs. Memphis on June 8... He hit a homer batting from each side of the plate and barely missed two more four-baggers (triple and deep fly out), had six rbi and 12 total bases.

He played with nine of his '80 Charlotte teammates at Indios in the Columbian League this winter under Minnie Mendoza.

**Pro Career:** John was signed by Lamar North... A natural righthanded hitter, he became a switch-hitter at Miami in '79 and hit a career low .201... He did lead the O's in games (132) and at bats (478) while pacing the Florida State League in putouts (252) and total chances (282) and tied for first in assists (22).

He started the '78 season with Miami but was assigned to Bluefield on June 13... He batted a career high .282 and topped the Appalachian League with 11 outfield assists, five more than anyone else... He also tied for the league lead in assists with 12 in '77.

**Amateur Background:** He won three letters in baseball and two in basketball at Henry Clay High School (graduated '76)... Was baseball "mvp" as a senior and won "most improved" coaches award in basketball... Played shortstop in high school.

He played one year ('77) at Columbia State Community College in Columbia, Tennessee, batting .358 with six homers and 30 rbi... Also participated in Little League, Babe Ruth League, and Connie Mack programs.

**Personal:** He worked as an inspector for IBM in the '79 off-season... He and his wife, the former Triana Dixon, were married on Sep. 27, '80.

153



## KENNETH (KEN) WAYNE SINGLETON

Born: June 10, '47; 6'4"; 212; Bats, L-R; Throws, R; Position: OF.

**Birthplace/Residence:** Born in New York City... Grew up in Mt. Vernon, N.Y.... Now lives year round in Timonium, Baltimore County.

**Contract Status:** Signed thru '84. Signed a five year contract during spring training '77 and agreed to a three-year extension (with option for '85) in Jan. '80.

**Tenure:** Ten years, 100 days.

**Signed Originally with:** New York Mets.



YEAR CLUB	AVG.	G	AB	R	H	2B	3B	HR	RBI	BB	SO	SB	CS	HP
1967 Winter Haven—1	.277	102	278	49	77	17	1	4	41	*87	50	26	8	3
1968 Raleigh-Durham	.257	26	74	21	19	3	0	3	12	28	24	4	4	1
Visalia	.316	80	263	61	83	5	0	11	35	70	54	8	4	4
Jacksonville	.205	29	78	12	16	5	1	2	10	11	26	0	0	1
1969 Memphis	.309	115	366	65	113	16	6	10	65	78	69	8	5	2
1970 Tidewater	.388	64	219	48	85	16	1	17	46	57	26	3	3	0
New York (NL)	.263	69	198	22	52	8	0	5	26	30	48	1	1	1
1971 New York (NL)—2	.245	115	298	34	73	5	0	13	46	61	64	0	1	2
1972 Montreal	.274	142	507	77	139	23	2	14	50	70	99	5	10	2
1973 Montreal	.302	*162	560	100	169	26	2	23	103	123	91	2	8	2
1974 Montreal—3	.276	148	511	68	141	20	2	9	74	93	84	5	2	0
1975 Baltimore	.300	155	586	88	176	37	4	15	55	118	82	3	5	1
1976 Baltimore	.278	154	544	62	151	25	2	24	99	107	101	0	1	2
1977 Baltimore	.328	152	536	90	176	24	0	20	81	97	94	0	0	2
1978 Baltimore	.293	149	502	67	147	21	2	20	81	97	94	0	0	2
1979 Baltimore	.295	159	570	93	168	29	1	35	111	109	118	3	1	1
1980 Baltimore	.304	156	583	85	177	28	3	24	104	92	94	0	2	1

A.L. Totals .300 925 3321 485 995 12 131 520 602 565 8 11 7

N.L. Totals .277 636 2074 301 574 82 6 64 299 377 386 13 22 7

M.L. Totals .291 5395 786 246 18 819 979 951 21 33 14

1561 1569 195

\* GWRBI: '79-10; '80-19.  
\* Led league • Tied for league lead

1—Signed by New York Mets' organization, on 2/15/67.  
2—Acquired by Montreal Expos from N.Y. Mets with first baseman Mike Jorgensen and infielder Tim Foli in deal for outfielder Rusty Staub on 4/6/72.  
3—Acquired by Baltimore Orioles from Montreal Expos along with pitcher Mike Torrez in deal for pitchers Dave McNally and Bill Kirkpatrick (assigned to Memphis) and outfielder Rich Coggins on 12/4/74.

League Championship Series Record														
YEAR CLUB, OPP.	AVG.	G	AB	R	H	2B	3B	HR	RBI	BB	SO	SB	CS	HP
1979 Bal. vs. Cal.	.375	4	16	4	6	2	0	0	2	1	2	0	0	0
World Series Record														
YEAR CLUB, OPP.	AVG.	G	AB	R	H	2B	3B	HR	RBI	BB	SO	SB	CS	HP
1979 Bal. vs. Pit.	.357	7	28	1	10	1	0	0	2	2	5	0	0	0
All-Star Game Record														
YEAR CLUB, SITE	AVG.	G	AB	R	H	2B	3B	HR	RBI	BB	SO	SB	CS	HP
1977 A.L., N.Y. (AL)	.000	1	0	0	0	0	0	0	0	0	0	0	0	0
1979 A.L., Sea.	.000	1	1	0	0	0	0	0	0	0	0	0	0	0
A.S.G. Totals	.000	2	1	0	0	0	0	0	0	0	0	0	0	0

**Career Highs, Game:** Runs—4, twice (1 Bal; 1 Mtl.), Apr. 15, '80 vs. K.C. at Bal. (ties club record) and Aug. 30, '74 at Cin; **Hits**—4, ten times (9 Bal; 1 Mtl.), the latest Oct. 1, '80 at Bos; **Home Runs**—2, four times (3 Bal; 1 Mtl.), the latest Sep. 1, '80 vs. Sea. at Bal; **RBI**—5, twice (1 Bal; 1 Mtl.), July 26, '79 vs. Sea. at Bal. and July 3, '73 vs. N.Y. at Mtl.; 4, 13 times (7 Bal; 6 Mtl.), the latest Oct. 1, '80 at Bos; **Walks**—4, three times (2 Bal; 1 Mtl.), Apr. 30, '79 at Sea; May 15, '78 at Min; June 8, '73 vs. S.F. at Mtl. (ties Mtl. club record).

**Hitting Streaks:** 17—July 17 thru Aug. 4, '78; 15—Aug. 19 thru Sep. 3, '73; 14—three times.

### THE 1980 SEASON

Ken led the majors in game-winning rbi (19), batted over .300 for the fourth time in his career (third time in six years with O's), drove in 100 runs for the second year in a row (third time in career), and set a career high in hits (177). He ranked sixth in the league in both walks (92) and on-base percentage (.399).

During six Baltimore seasons, Ken has batted an even .300 and has averaged 100 walks... In his last four years, he has batted .305 (668-for-2191) and has averaged 99 rbi, 26 homers and 101 walks.

**Slow Start/Fast Finish:** Ken was batting only .236 (46-for-195) after 51 games thru June 11... Then, over the next 37 games thru July 23, he raised his average 73 points to a season high .309. During that torrid stretch, he batted .419 (54-for-129) and put together a .540 on-base percentage (88-for-163, including 34 walks).

From June 12 thru the end of the season, Ken hit .338 (131-for-388) in 105 games.

During that early slump, he batted only .071 (4-for-56) with runners in scoring position... From June 12 on, he hit .384 (43-for-112) in those situations.

**By Month:** April-.197 (12-for-61)... May-.262 (28-for-107)... June-.368 (32-for-87)... July-.341 (31-for-91)... August-.243 (27-for-111)... September/October-.373 (47-for-126).

**Odds and Ends:** He recorded his 1500th hit on Aug. 6 with a double off Chicago's Britt Burns at Baltimore... One of three .300 hitters on the club, Ken finished second to Al Bumbry (.318)... He led the O's in batting in each of his first four years in Baltimore ('75 thru '78), and has been runner-up the last two seasons.

Ken had played 216 straight games, dating back to Sep. 28, '78, when sidelined for a day with a virus on May 14... He missed three games in early June with a pulled back muscle, resulting from a peace-making effort during a brawl with the Twins at Minnesota June 1.

He had the best percentage among O's regulars in advancing runners (.293) and was also tops among regulars in scoring runners from third base (.557, 37-for-67).

### 1980 AND CAREER

**Switch-Hitting:** In '80, for the ninth time in 11 major league seasons, Ken hit for a higher average lefthanded—.306, (117-for-382) than righthanded—.299 (60-for-201).

However, for the second year in a row his home run ratios were very similar from both sides, i.e., one homer per 24 at bats lefthanded and one in 25 righthanded... See "Lifetime" below.

**Lifetime/A.L. Totals:** Lifetime, Ken is batting .299 lefthanded (1136-for-3794) and .270 righthanded (433-for-1601)... In six A.L. seasons, he has a .309 average lefthanded (732-for-2370) and a .277 mark righthanded (263-for-951).

His home run frequency in the A.L., however, has been much the same both ways, i.e., one per 25 at bats from the left side and one per 26 at bats from the right.

**4th Switcher to Hit 30 HR ('79):** In '79, Ken became only the fourth switch-hitter in major league history to hit 30 or more homers in a season. Eddie Murray became the fifth in '80... The others: Mickey Mantle (9 times), Reggie Smith (twice) and Rip Collins (once)... Ken and Mantle are the only switchers to have hit 35 or more in a season... Ken is third among switch-hitters with 195 lifetime behind Mantle (536) and Smith (295).

**Best Year Righthanded:** Ken's best year righthanded was '77 when he batted .377 (59-for-158) and was over .400 until Sep. 11... That year he batted .310 lefthanded... The only other season he hit better righthanded was in '70 for the Mets.

**Ken & Eddie Combo:** In '80, Ken and Eddie Murray became only the second pair of switch-hitting teammates to produce 100 rbi each in a single season... The only others to do it were Ted Simmons and Reggie Smith with the '74 Cardinals.

**Natural Lefty:** Though a natural lefthander (he eats and writes lefthanded), Ken batted righthanded until becoming a permanent switch-hitter in '65 (late in his amateur career).

**Home Runs:** Over the last two years Ken has hit 59 homers, fifth in the league (behind Gorman Thomas-83, Reggie and Ben Oglivie-70, and Jim Rice-63)... See "4th Switcher to Hit 30 HR" above.

**1 of 6 O's to Hit 30-79:** Ken hit 35 home runs in '79 and is one of only six different players to have done so in 27 Baltimore seasons. The others: Boog Powell (4 times), Frank Robinson (3 times), Jim Gentile (twice), Gus Triandos and Eddie Murray, 32 in '80, (once each).

**Grand Slams:** Ken has hit three grand slams, two since joining the O's in '75: Sep. 29, '74 at Montreal off Phillies' Ron Schueler... May 22, '76 at Baltimore off Detroit's Jim Crawford... and, Aug. 6, '77 at Anaheim off Ken Brett.

**Mike Flanagan** has been the principal beneficiary of Ken's home runs over the last several years. Since Mike made his debut Sep. 5, '75, Singleton has hit 117 homers, and 42 of them have come in games in which Mike has pitched (that's 36%). Last year Ken hit seven of his 24 on Flanny's behalf and in '79 it was 15 of 35.



## KENNETH (KEN) WAYNE SINGLETON

**Runs Batted In:** Ken who has driven in 215 runs in his last two seasons is one of seven different Orioles to have driven in 100 or more runs in a season since '54. . . He is one of only four to have done it twice: Boog Powell (3 times); Brooks, Frank and Ken (twice each). . . The others who've done it once: Jim Gentile (141 in '61), Lee May and Eddie Murray (116 in '80).

**Walks:** Ken drew 92 walks (6th in A.L.) in '80, and has now averaged 100 in his six Baltimore seasons. . . Over the last eight years, including '73 and '74 at Montreal, his average is 102.

He has never led his league in walks, but has finished second five times: '73, '75, '77, '78, '79. . . In '75, Ken set a Baltimore record with 118 free passes, surpassing Don Buford's '70 standard of 109. . . It was one of his four 100-walk seasons in the majors (including 3 with O's).

**On-Base Pct.:** Ken has a .401 lifetime on-base percentage (2562-for-6388, not including sh or sf as plate appearances), and in six years with the O's his on-base figure is .408 (1604-for-3930).

Last year his o.b. average was .399 (177-for-583), sixth in the league. He's been in the top six in five different A.L. seasons and his .442 percentage (285-for-645) in '77 fell just short of Bob Nieman's club record .445 in '56.

**Streaks:** He had batting streaks of 11 and 10 games last year. . . Since joining the O's, he's had 12 streaks of 10 or more games. . . His longest was 17 in '78.

**Sep.-Oct.:** While many hitters are tiring at the end of the season, Ken seems to be at the top of his game. . . In six years with the O's, he has batted .320 (202-for-631) in the months of September and October. . . Last year he hit .373 (47-for-126) during those two months.

**"MVO"/"MVP":** He has won the annual "Most Valuable Oriole" award three times ('75, '77, '79). . . Only Brooks (4 times) has won more while Frank has also earned three "mvo's".

In '79, Ken finished second in the BBWAA vote for A.L. "mvp" with 241 points to Don Baylor (347). . . Baylor, Singleton and George Brett were mentioned on all 28 ballots, but Baylor had a big edge in first place votes (20). . . Ken had three and Brett two.

In '77, Ken was third in the "mvp" voting with 200 points behind Rod Carew (273) and Al Cowens (217).

**vs. Opponents:** In '80, Ken hit over .300 against seven of 13 opponents (see pages 34-35). . . Lifetime, he has 300+ averages against six clubs: Bos.—.320, Cle.—.320, K.C.—.313, Min.—.311, Sea.—.350 and Texas—.309. . . His .289 lifetime mark against the Yankees is the highest among current Orioles.

In the four years Seattle has been in the league, Ken has hit 16 homers and driven in 46 runs against the M's in just 40 games. . . For more info re: Singleton vs. other clubs, see "O's vs. Opponents" starting on page 44.

**Ejections:** Ken has been ejected three times in the A.L., twice in '79: by emergency umpire Richard Heitler for throwing his helmet in Milwaukee on Apr. 13, and again on Sep. 1, by Don Denkinger for charging the Twins' Paul Hartzell on the mound after two tight pitches, at Baltimore. . . His first heave-ho was by Russ Goetz on Aug. 27, '75.

**Japan:** Ken accompanied Earl Weaver, Rick Dempsey, Dennis Martinez plus trainer Ralph Salvon and club physician Dr. Leonard Wallenstein to Japan in the fall of '79 for a series of all-star games between the A.L. and N.L.

★ ★ ★

## ALL-STAR AND POST-SEASON GAMES

**All-Star:** Ken has been selected to the A.L. squad twice, in '77 and '79. In '77, he was hit by a Rick Reuschel pitch in his only plate appearance, then replaced Reggie Jackson in right field at Yankee Stadium. . . In '79, he was 0-for-1 as a pinch-hitter at Seattle.

**ALCS/WS '79:** He had a combined .364 average (16-for-44) in 10 post-season games in '79. . . Went 3-for-4 with two rbi in the ALCS clincher at Anaheim (game 4). . . In the world series, he was held to two rbi. However, in 17 of his 30 plate appearances there were no runners aboard (he led off eight times).

★ ★ ★

## SUMMARY OF PREVIOUS SEASONS WITH O'S

**1979:** Enjoyed his most productive A.L. season with career highs in homers (35), rbi (111) and an A.L. high in runs (93). . . For the first time in five years, he didn't win the club batting title, finishing .00064 behind Eddie Murray on the last day (though both hit .295).

He was second in the league to Darrell Porter in walks (109 to 122), and became only the fourth switch-hitter ever to hit 30+ home runs. . . Won his third "mvo" award and finished second to Don Baylor for A.L. "mvp" trophy.

**1978:** Though slowed by the effects of a Dec. 10, '77 operation for the removal of a bone chip and the transplantation of the ulnar nerve in his right elbow, Ken led the O's in hitting for the fourth straight time (.293) and was second in the A.L. in both walks (97) and on-base percentage (.409).

**1977:** He set a club record with his .328 average, surpassing Bob Nieman's '56 standard of .322, finished third behind Carew and the late Lyman Bostock in batting, and was second in both on-base percentage and walks while tying Lee May for the club lead in rbi (99). . . Ken also finished third in A.L. "mvp" voting.

**1976:** He overcame a very slow start to lead the club in hitting. . . He was batting only .185 (28-for-151) on June 2 (42 games), then hit .312 (123-for-393) the rest of the way while hitting safely in 91 of 112 games. . . He beat out Reggie Jackson for the club batting lead (.278 to .277) on the last day of the season, but was second on the club to Bobby Grich in both on-base percentage and walks.

Ken played leftfield when Jackson was in the lineup defensively (rightfield). Despite a 22 point drop in his average from '75, Ken increased his rbi total from 55 to 70.

**1975:** Ken won the "mvo" award by a slim margin over Jim Palmer. . . He set a club record with 118 walks, was third in the A.L. in on-base percentage and led the league in plate appearances (714). . . He batted primarily in the leadoff position

★ ★ ★

## NATIONAL LEAGUE CAREER

Ken was the Met's first pick in the January '67 free agent draft (signed by Clarence "Bubber" Jonnard). . . He made his big league debut with the Mets in June '70 after being recalled from Tidewater where he was leading the International League in batting (.388).

He enjoyed his first outstanding season in the majors in '73 at Montreal, a full year after he'd been traded by the Mets in the "Rusty Staub" deal. . . That year he set several Montreal club records (100 runs, 103 rbi, 123 walks) and hit .300. . . He played in every game and led the majors in outfield assists.

★ ★ ★

**Amateur Background:** Ken was a baseball and basketball standout at Mt. Vernon High School in New York. . . He went to Hofstra (Hempstead, L.I.) on a basketball scholarship but also played baseball there (one year). Averaged 18 points as a freshman in basketball.

He hit 36 home runs in three seasons in the semi-pro Bronx Federation League. . . At the age of 15 he played against Rod Carew in that loop.

**Personal:** He was born in New York City, but moved out when he was eight to Stamford, Conn. for one year, and then to Mt. Vernon where his parents still live.

His brother, Fred (five years younger) was a hurdler at Penn State and is now a track coach. . . Ken's father, Joseph, has worked for the U.S. postal service for many years in Manhattan. . . His uncle Harvey (Buddy) Singleton was once a tackle for the Toronto Argonauts.

Ken met his wife, the former Colette Saint-Jacques of Verchères, Quebec, while she was working at the Forum in Montreal. . . They were married on Jan. 5, '74 and now have two sons: Matthew Kenneth (11/24/76) and Justin Charles (4/10/79).

After spending two winters in southern California, Ken and his family sold their home there last year, and have made Baltimore (Timonium) their full-time residence.

He spent the winter interning at WBAL-TV in Baltimore.



## SAMUEL (SAMMY) LEE STEWART, JR.


**Born:** Oct. 28, '54; 6'3"; 208; Bats, R; Throws, R; Position: P.

**Birthplace/Residence:** Born in Asheville, N.C., but grew up and still lives in nearby Swannanoa.

**Contract Status:** Signed thru '81

**Tenure:** Two years, 31 days.

**Signed Originally with:** Baltimore.



YEAR CLUB	W-L	ERA	G	GS	CG	SHO	SV	IP	H	R	ER	BB	SO
1975 Bluefield—1	3-3	6.07	18	4	0	0	1	43	62	44	29	26	29
1976 Miami	12-8	2.42	23	22	12	2	0	182	147	65	49	86	79
1977 Rochester	0-5	6.29	10	10	0	0	0	54	68	41	38	35	28
Charlotte	9-6	2.08	16	16	10	3	0	117	93	32	27	45	56
1978 Rochester	13-10	3.80	27	27	6	1	0	173	168	90	73	93	111
Baltimore	1-1	3.27	2	2	0	0	0	11	10	5	4	3	11
1979 Baltimore	8-5	3.51	31	3	1	0	1	118	96	47	46	71	71
1980 Baltimore	7-7	3.56	33	3	2	0	3	119	103	51	47	60	78
M.L. Totals	16-13	3.52	66	8	3	0	4	248	209	103	97	134	160

\* Led league

1—Signed by Baltimore organization as an undrafted free agent on 6/15/75

### League Championship Series Record

YEAR CLUB OPP.	W-L	ERA	G	GS	CG	SHO	SV	IP	H	R	ER	BB	SO
1979 Bal. vs. Cal.	(did not appear)												

### World Series Record

YEAR CLUB OPP.	W-L	ERA	G	GS	CG	SHO	SV	IP	H	R	ER	BB	SO
1979 Bal. vs. Pit.	0-0	0.00	1	0	0	0	0	2.2	4	0	0	1	0

**Low-Hitters:** Two-Hitter—1, June 7, '79 vs. K.C. at Bal.

**Longest Relief Stints:** 7 2 innings—June 2, '79 at Tex.; 7.1 innings—May 22, '79 vs. Bos. at Bal.

**Strikeout Highs:** 9—Sep. 1, '78 (first game) vs. Chi. at Bal.; 6—four times, the latest Sep. 8, '80 (first game) at Det.

**Pitches:** Fastball, slow curve, slider, and change.

### THE 1980 SEASON

Sammy was used primarily in long relief for the second straight season, but he was 1-2 in three starts.

Unlike his rookie season ('79), he was more effective after the all-star break. . . . Before the break he was 3-6 with a 4.12 era (33 er in 72 ip) and no saves in 16 games (3 starts). . . . After the mid-season classic, he was 4-1 with a 2.68 era (14 er in 47 ip) and three saves in 17 outings, all in relief.

**Reliever/Starter:** Sammy had pitched only once in relief in his last three minor league seasons, but in his two full seasons in the majors ('79 & '80), he has made only six starts in 64 appearances. . . . He did start twice when he made his big league debut in Sep. '78.

In '80, Sammy appeared in 30 games out of the bullpen, compiling a 5-5 record with three saves and a 3.49 era (95.1 ip, 81 h, 37 er). He walked 53, fanned 67, and allowed eight homers.

In his three starts, he had a 3.80 era (23.2 ip, 22 h, 10 er), walked seven, struck out 11 and one "home run" ball.

**Starts:** His three starts all came within a 27-day period from May 20 to June 15. . . . He started the first game of a doubleheader at Cleveland on May 20 and lost 4-0, allowing eight hits and four runs in 5.2 innings.

He was also the victim of a shutout on June 3 when he was beaten by Milwaukee, 3-0. . . . Sammy went the route, allowing five hits and three runs.

He picked up his only win as a starter on June 15 at Seattle as he defeated the Mariners, 9-3 in another complete game effort (9 hits, 3 runs).

**Strong Finish:** In his first 21 appearances (thru Aug. 10) Sammy was 3-7 with one save and a 4.41 era (39 er in 79.2 ip) while allowing seven homers.

Over his final 12 outings (all in relief) he was 4-0 with two saves and a 1.83 era (8 er in 39.1 ip) and surrendered just two homers. . . . He was scored upon in just three of those final 12 games and put together a streak of 23.2 scoreless innings over eight appearances between homers by Oakland's Tony Armas on Sep. 4 and Boston's Tony Perez on Oct. 1.

He earned victories in each of his last two appearances, Oct. 1 at Boston (3.1 ip, 5 h, 3 r-er) and Oct. 4 vs. Cleveland at Baltimore (2 ip, 1 h, 0 r-er).

**vs. Opponents:** He did not allow a run in ten innings against Detroit, recording a win and a save, and in the last two seasons is 3-0 vs. the Tigers with an 0.96 era (3 er in 27.2 ip). He worked 5.1 scoreless innings against Detroit on Sep. 17, allowing just three hits to earn a 9-3 win. . . . He also pitched well against New York, allowing just one run in 9.2 innings (0.93 era), including 4.2 hitless innings vs. the Yankees on Aug. 15 in a 4-3 loss (no decision). See page 28 for complete stats vs. each opponent.

**Odds and Ends:** Sammy saved two games for Steve Stone and one for Dennis Martinez. . . . He finished 20 of his 30 relief appearances. . . . He went 17 days between outings on June 15 and July 3.

### PREVIOUS CAREER HIGHLIGHTS

**1979:** He pitched mostly in long relief but also started three games and won them all. . . . He started once every six weeks between Apr. 21 and July 21, defeated Milwaukee, 4-2, on Apr. 21, Kansas City, 3-1, on June 7, and California, 10-2 on July 21. . . . His last two outings were as a replacement for Jim Palmer.

He was more effective before the all-star break (5-3, 1 save, 3.07 era, 73.1 ip, 25 er) in 19 games than he was in 12 appearances after (3-2, 0 saves, 4.26 era, 44.1 ip, 21 er).

**CS/WS:** He did not pitch in the ALCS and made one appearance in the world series, pitching 2.2 scoreless innings in game four at Pittsburgh.

**'78 Season:** Sammy, Dave Ford, and Tim Stoddard were recalled from Rochester on Sep. 1 to help the O's thru a stretch of five games in three days against Chicago.

**Record Breaker:** Sammy made his debut the day he reported (Sep. 1) and set a big league record (in the 2nd game of a dh) by striking out seven straight batters in his first game. His victims: Jorge Orta, Chet Lemon, and Thad Bosley in the second; Mike Colbern, Kevin Bell, and Claudell Washington in the third, and Greg Pryor in the fourth.

The old record was six, shared by Karl Spooner (Brooklyn '54) and Pete Richert (Los Angeles, '64). Sammy went 5.1 innings and struck out a total of nine and was the winning pitcher. Joe Kerrigan relieved him with a 9-2 lead and went the rest of the way to save the victory.

**First Loss:** He did not pitch again until four weeks later (Sep. 29) when he lost to Detroit in a starting role.

**Rochester:** He won seven of his last nine decisions and went on to lead the Wings in: era, wins, starts, innings, walks, strikeouts, and wild pitches.

**'77 Season:** Sammy made the big jump from A to AAA at the start of the season, but was 0-5 in 10 starts for Rochester, and was sent down to AA Charlotte on June 4.

He turned things around quickly, won four of his first five decisions, and wound up 9-6 with a 2.08 era and 24 more innings than hits allowed.

**'76 Miami:** He pitched a seven-inning no-hitter for Miami against the Winter Haven Red Sox (July 20), winning 1-0. . . . He led the F.S.L. in walks (86), but was tops among Miami starters in era (2.42) and innings (182).

**Signing:** Sammy was drafted by the K.C. Royals while in junior college, but did not sign. . . . After not being picked in the June '75 draft, he attended a major league tryout camp in Asheville where he was signed for the O's by Rip Tutor.

**Amateur Background:** Sammy played baseball and basketball for two years at Montreat-Anderson J.C. (Montreat, N.C.). . . . He had the lowest era (0.36) in the nation among J.C. pitchers in '74. . . . He was a shortstop and designated hitter when not pitching, batted .378, and was the "mvp" in the conference that year.

He played in the Shenandoah Valley Summer League while in college. . . . As a basketball player, he averaged 15.4 points in two seasons at Montreat-Anderson.

Sammy lettered for four years in baseball, basketball, and football



## SAMUEL (SAMMY) LEE STEWART, JR.

at Charles D. Owen High School... He was a quarterback and safety man in football... While averaging 18.6 per game in basketball, he also set a school one-game scoring record (38 points).

He played Little League, Babe Ruth, and American Legion baseball... His legion team won the N.C. state championship in '72.

**Personal:** Sammy conducted a series of baseball clinics in Swannanoa during the off-season... Hobbies: hunting and fishing.

He and his wife, the former Peggy Jean Logan, were married on Jan. 22, '77, and are the parents of a son, Colin Timothy (8/17/79).

## TIMOTHY (TIM) PAUL STODDARD

Born: Jan. 24, '53; 6'7"; 250; Bats, R; Throws, R; Position: P.

**Birthplace/Residence:** Born and raised in East Chicago, Ind... Now lives in Timonium, Baltimore County.

**Contract Status:** Signed thru '81

**Tenure:** Two years, 86 days.

**Signed Originally with:** Chicago.



YEAR	CLUB	W-L	ERA	G	GS	CG	SHO	SV	IP	H	R	ER	BB	SO
1975	Knoxville—1	3-4	4.23	31	6	2	1	7	66	66	40	31	43	37
	Chicago (AL)	0-0	9.00	1	0	0	0	0	1	2	1	1	0	0
1976	Knoxville	9-8	2.89	20	19	9	0	0	140	147	55	45	60	62
	Iowa—2	0-2	5.59	12	2	0	0	0	29	37	20	18	15	20
1977	Charlotte	10-7	3.21	36	18	10	2	5	174	175	75	62	66	94
1978	Baltimore	0-1	6.00	8	0	0	0	0	18	22	17	12	8	14
1978	Rochester	7-3	2.61	45	2	1	0	6	76	80	28	22	32	70
1979	Baltimore	3-1	1.71	29	0	0	0	3	58	44	12	11	19	47
1980	Baltimore	5-3	2.51	64	0	0	0	26	86	72	27	24	38	64
M.L. Totals		8-5	2.65	102	0	0	0	29	163	140	57	48	65	125

1—Selected by Chicago White Sox organization in January '75 free agent draft (2nd round, secondary phase). Signed on 5/26/75.  
2—Released by White Sox on 3/28/77. Signed by Baltimore organization as a free agent on 4/8/77.

### League Championship Series Record

YEAR	CLUB	OPP.	W-L	ERA	G	GS	CG	SHO	SV	IP	H	R	ER	BB	SO
1979	Bal.	vs. Cal.													

(did not appear)

### World Series Record

YEAR	CLUB	OPP.	W-L	ERA	G	GS	CG	SHO	SV	IP	H	R	ER	BB	SO
1979	Bal.	vs. Pit.	1-0	5.40	4	0	0	0	0	5	6	3	3	1	3

Longest Relief Stints: 5.2 innings—Sep. 13, '78 at Mil; 5.1 innings—Apr. 12, '79 vs. N.Y. at Bal.

Strikeout Highs: 7—Apr. 30, '79 at Sea; 6—twice, the latest May 16, '79 at Bos.

**Pitches:** Sinking fastball, slider, curve, and change. Forces batter to hit many ground balls.

### THE 1980 SEASON

Tim set a new club record with 26 saves and appeared in more games in a single season (64) than any other pitcher in Orioles' history with the exception of Stu Miller... Miller, who held the old save record with 25 in '63, pitched in 71 games in '63, 66 in '64, and 67 in '65.

Tim was fourth in the American League in saves behind Dan Quisenberry, K.C. and Goose Gossage, N.Y. (33 each), and Ed Farmer, Chi. (30), and was fifth in total relief points (wins and saves) with 31 behind Quisenberry (45), Gossage (39), Farmer (37), and Aurelio Lopez, Det. (34).

In the competition for the Rolaids "Fireman of the Year" award, Tim ranked fifth with a total of 59 points (2 points for each win and save minus one point for each loss). The top four were Quisenberry (83), Gossage (76), Farmer (65), and Lopez (63).

**Tight Situations:** Tim finished 52 of 64 games (81.3%) and held the lead or tie on 43 of 52 occasions (82.7%). He also prevented 60 of 78 runners from scoring when he entered an inning, a .769 percentage... On four different occasions, he worked out of bases-loaded jams.

160

**Strong Finish:** In his first 34 appearances and only 27, Tim was 0-3 with 12 saves and a 2.91 era (15 er in 46.1 ip)... Over his final 30 outings, he was nearly invincible, compiling a 5-0 record with 14 saves and a 2.04 era (9 er in 39.2 ip)... He was scored upon in just four of those 30 appearances and eight of the nine runs he allowed came in three consecutive appearances from Aug. 30 thru Sep. 5... In the other 27 stints, his era was 0.25 (1 er in 35.1 ip).

Tim did not allow a run in 14 consecutive appearances (15.1 innings) from Sep. 6 thru 30... In that span, he had a win and seven saves while finishing 13 games... That streak ended when he allowed a run in his final outing of the season on Oct. 4 (1st game).

He also pitched 17 consecutive scoreless innings over 12 appearances from July 26 thru Aug. 23, winning three and saving seven in that period.

**September:** Tim was named the American League's "pitcher of the month" for September, edging Gossage in the voting... He was the third Orioles' pitcher so honored since the A.L. began the monthly awards in '75... Jim Palmer won in Aug. '75 and Steve Stone was selected in June '80.

Tim's figures for the month: 16 games, a 2-0 record, seven saves, 2.04 era (4 er in 17.2 ip), 10 walks, 15 strikeouts... The month included the 14 consecutive scoreless appearances mentioned above.

**Saves For:** Steve Stone (9), Jim Palmer (8), Mike Flanagan (4), Scott McGregor (3), Tippy Martinez (2)... He earned saves in each of Stone's first six wins and five of Palmer's last seven victories.

**Home Runs:** Tim had not allowed a homer in 55 games and 74.1 innings when Jason Thompson and Bob Clark of California both took him deep in the eighth inning on Aug. 30, the only two four-baggers he allowed all year... Cleveland's Toby Harrah had been the last player to homer off Tim on June 19, '79, and since that time, he has surrendered just those two homers in 73 appearances and 97 innings... He allowed six homers in his first 28 appearances (66 innings) in a Baltimore uniform in '78 and the first part of '79.

**Opponents:** Tim recorded at least one save against every A.L. team except Seattle and had three each versus Cleveland, Detroit, New York, and Texas. He had a win and two saves while pitching 12.2 scoreless innings against Milwaukee.

He struck out 12 in 7.1 innings vs. Oakland and fanned five of the six A's batters he faced on Aug. 23... Also had seven strikeouts in 7.1 innings versus New York and nine K's against Milwaukee.

**Odds and Ends:** His longest stint of the year was a four-inning, one-hit effort versus Milwaukee on July 27... Tim walked more than two batters on only one occasion.

He earned a save without retiring a batter against Toronto on Sep. 21... Tim entered the game with two out and one on and with a 2-2 count on Steve Braun, Rick Dempsey picked Lloyd Moseby off second base to end the game.

### PREVIOUS CAREER HIGHLIGHTS

**1979:** Tim was the Orioles most effective reliever over the first part of the season and was 3-1 with a 1.66 era when he suffered a muscle tear under his right armpit on June 23... He pitched only once in the next 11 weeks (including five weeks on the disabled list) before he returned to action in September... He had the lowest era on the staff (1.71) and fanned 47 batters in 58 innings.

**ALCS/WS:** Tim did not pitch in the ALCS vs. California... He appeared in the final four world series games against Pittsburgh with a 5.40 era (3 er in 5 ip).

Tim was the winning pitcher in game four at Three Rivers Stadium... He entered the contest in the bottom of the seventh with the O's trailing, 6-3, and pitched three scoreless innings as Baltimore rallied with six runs in the eighth to win, 9-6.

He contributed to the O's uprising with a single to left that scored Billy Smith with the fifth run of the inning... It was Tim's first base hit in professional baseball (he was 0-for-9 in the minors), and it came in his first big league at bat.

**1978:** After a fine exhibition performance, Tim started the regular season with Baltimore but was ineffective in seven appearances and was sent to Rochester in May... He rejoined the O's on Sep. 1 and pitched once in the final month... Led the Puerto Rican League with a 1.86 era while pitching for Frank Robinson at Santurce.

**1977:** Tim was signed to a Charlotte contract by the late Orioles' Director of Player Development Clyde Kluttz, 11 days after the

161



## TIMOTHY (TIM) PAUL STODDARD

White Sox released him from their training camp... He started 18 of his first 20 games at Charlotte but from July 21 on, he pitched exclusively in relief.

**Big League Debut:** Tim was called up to the White Sox in Sep. '75 after his rookie season at Knoxville... He appeared in one game, pitching one inning against Minnesota on Sep. 7... Went to spring training with the White Sox in '76 and '77.

**1976:** Tim was the starting pitcher in the Southern League all-star game against the Atlanta Braves after compiling a 5-2 record in the early going at Knoxville... Moved up to Des Moines in the American Association (AAA) later in the year.

**Pro Career:** He was signed originally by Walt Widmayer for the White Sox after his selection in the Jan. '75 free agent draft... He had been previously selected by Texas in the June '74 draft but chose to remain in college.

### AMATEUR BACKGROUND

Tim starred in baseball and basketball at North Carolina State University in Raleigh... Graduated in '75.

**Baseball (N.C. State):** Tim pitched for three ACC championship teams under baseball coach Sammy Esposito, the former White Sox infielder... Was 16-3 with a 2.28 era in three-year career including a 4-0 mark, five saves and a 1.05 era in his senior year ('75)... In his three ACC tournaments ('73, '74, '75), Tim won or saved the title game in relief after winning an earlier round contest as a starter the previous day.

**Basketball (N.C. State):** He was a forward on the powerful NC State basketball teams of '73 and '74 that went 57-1 and finally dethroned UCLA (which had won seven straight national titles) in '74 NCAA tournament... The Wolfpack eliminated UCLA in the semifinals, 80-77 in double overtime, then defeated Marquette, 76-64, in the finals... Tim scored the first field goal in the Marquette game... Others on the '74 championship team included All-American David Thompson (Denver, NBA), Tom Burleson (Atlanta, NBA), Monty Towe (formally with Denver), and Moe Rivers... State was 27-0 in '73, but was eligible for post-season play.

**High School/Other:** Played baseball, basketball, and football at Washington High School in East Chicago (graduated '71)... Was a two-time baseball captain and an all-state selection in basketball.

Compiled a 13-4 record in Central Illinois Collegiate League in '73-'74... Played Little League, Babe Ruth, and American Legion baseball.

**Personal:** Tim purchased a home in Timonium last winter... He spent the off-season working for the Orioles' speakers' bureau and playing center for the club's basketball team, scoring 40 points in one game. At 6'7", he is probably the tallest player ever to appear on an Orioles' roster.

He and his wife, the former Diane Payne, were married on July 12, '75, and have two daughters: Laura Ann (10/10/76) and Anne Marie (10/13/78)... Diane is a graduate of Ball State University in Muncie, Indiana.

## STEVEN (STEVE) MICHAEL STONE

**Born:** July 14, '47; 5'10"; 178; Bats, R; Throws, R; Position: P.

**Birthplace/Residence:** Born and raised in Cleveland, Ohio... Now lives in Ruxton, Baltimore County but spent much of last winter opening a new restaurant in Scottsdale, Ariz.

**Contract Status:** Signed a four year contract in Nov. '78, extending thru '82 season.

**Tenure:** Nine years, 135 days.

**Signed Originally with:** San Francisco.



YEAR CLUB	W-L	ERA	G	GS	CG	SHO	SV	IP	H	R	ER	BB	SO
1969 Fresno—1	12-13	3.61	27	27	9	3	0	167	170	82	67	57	184
1970 Amarillo	9-5	3.95	19	18	7	1	0	114	103	55	50	59	108
Phoenix	5-3	1.71	8	8	4	1	0	58	46	13	11	23	50
1971 Phoenix	6-3	3.98	10	9	3	0	0	61	60	29	27	23	57
San Francisco	5-9	4.14	24	19	2	2	0	111	110	56	51	55	63
1972 San Fran.—2	6-8	2.98	27	16	4	1	0	124	97	48	41	49	85
1973 Chi. (A.L.)—3	6-11	4.24	36	22	3	0	1	176	163	87	83	82	138
1974 Chicago (N.L.)	8-6	4.13	38	23	1	0	0	170	185	82	78	64	90
1975 Chicago (N.L.)	12-8	3.95	33	32	6	1	0	214	198	103	94	80	139
1976 Chi. (N.L.)—4	3-6	4.08	17	15	1	1	0	75	70	36	34	21	33
1977 Chicago (A.L.)	15-12	4.51	31	31	8	0	0	207	228	115	104	80	124
1978 Chi. (A.L.)—5	12-12	4.37	30	30	5	1	0	212	196	110	103	84	118
1979 Baltimore	11-7	3.77	32	32	3	0	0	186	173	91	78	73	96
1980 Baltimore	*25-7	3.23	37	37	9	1	0	251	224	103	90	101	149

A.L. Totals	69-49	3.99	166	152	29	2	0	1032	984	506	458	420	625
N.L. Totals	34-37	3.84	139	105	14	5	0	694	660	335	298	269	410

M.L. Totals	103-86	3.94	305	257	43	7	0	1726	1644	841	756	689	1035
-------------	--------	------	-----	-----	----	---	---	------	------	-----	-----	-----	------

- \* Led league
- Tied for league lead

- 1—Selected by San Francisco organization in January '69 free agent draft (4th round, secondary phase). Signed on 2/15/69.
- 2—Acquired by Chicago White Sox from San Francisco Giants with outfielder Ken Henderson in deal for pitcher Tom Bradley on 11/29/72.
- 3—Acquired by Chicago Cubs from Chicago White Sox with pitcher Ken Frailing, catcher Steve Swisher and a player to be named later (pitcher Jim Krummel on 12/18/73) in deal for third baseman Ron Santo on 12/11/73.
- 4—Played out option with Chicago Cubs in 1976 and signed with Chicago White Sox (re-entry system) on 11/24/76.
- 5—Played out option with Chicago White Sox in 1978 and signed four year contract (re-entry system) with Baltimore on 11/29/78.

### League Championship Series Record

YEAR CLUB OPP.	W-L	ERA	G	GS	CG	SHO	SV	IP	H	R	ER	BB	SO
1979 Bal. vs. Cal.	(did not appear)												

### World Series Record

YEAR CLUB OPP.	W-L	ERA	G	GS	CG	SHO	SV	IP	H	R	ER	BB	SO
1979 Bal. vs. Pit.	0-0	9.00	1	0	0	0	0	2	4	2	2	2	2

### All-Star Game Record

YEAR CLUB OPP.	W-L	ERA	G	GS	CG	SHO	SV	IP	H	R	ER	BB	SO
1980 A.L., L.A.	0-0	0.00	1	1	0	0	0	3	0	0	0	0	3

**Low-Hitters:** One-Hitters—Has pitched in two but completed neither... July 19, '75 at S.D. for Chi.-N.L. (Stone, 6.2 ip; Tom Detmore, 1.1 ip in 2-1 loss); July 30, '79 at Mil. (Stone, 8.2 ip; T. Martinez, 0.1 ip in 1-0 win); **Two-Hitters**—2 (1 Bal.; 1 Chi.-A.L.), Aug. 14, '80 vs. N.Y. at Bal.; Aug. 15, '78 at Tex.; **Three-Hitters**—3 (2 Chi.-A.L.; 1 S.F.), the latest June 5, '78 at Cle.; **Four-Hitters**—6 (1 Bal.; 1 Chi.-A.L.; 3 Chi.-N.L.; 1 S.F.), the latest Sep. 3, '80 vs. Sea. at Bal.

**Strikeout Highs:** 12—Sep. 30, '73 at Oak; 11—twice (1 Bal.; 1 S.F.), June 17, '80 vs. Cal. at Bal. and June 20, '71 vs. S.D. at S.F.

**Winning Streaks:** 14—May 9 thru July 26, '80; 5—four times (2 Bal.; 1 Chi.-A.L.; 1 Chi.-N.L., the latest Aug. 5 thru 23, '80.

**Pitches:** Fastball, slider, curve, and change.

### THE 1980 SEASON

Steve led the majors and set an Orioles' record with 25 victories while winning Baltimore's sixth Cy Young Award in the last 12 seasons and second in a row (Mike Flanagan won in '79).

In two years with the O's, Steve is 36-14 (.750) and since July 22, '79, he had compiled a 30-7 (.811) won-lost mark.

**Cy Young:** Steve edged Oakland's Mike Norris in a close race for the BBWAA's award, capturing 13 firsts, ten seconds, and five thirds for a total of 100 points (5-3-1 scoring system) and was the only pitcher named on all 28 ballots... Norris received the same number of first (13) and third (5) place votes as Steve but received seven seconds (left off three ballots) to finish as runnerup with 91 points... New York's Rich Gossage received the other two first place votes and was third in the overall balloting with 37½ points.

Steve became the fourth different O's pitcher to win the "Cy". See pages 19 & 37.

Steve was also the first righthander to win A.L. Cy Young since '76... Sparky Lyle, Ron Guidry, and Flanagan had been the three previous recipients.

**20-Game Winner:** Steve's 25 victories surpassed the O's club record shared by Mike Cuellar and Dave McNally (both in '70)... He and Scott McGregor (who won his 20th on the final day of the season) became the 21st and 22nd in the past 13 years (starting '68) to win 20 for the O's.



## STEVEN (STEVE) MICHAEL STONE

Steve was the first righthander in the majors to win as many as 25 games since '74 when Catfish Hunter (Oak.) and Ferguson Jenkins (Tex.) each accomplished that feat.

He was one of five 20-game winners in the A.L. (Norris and John-22; Leonard and McGregor-20) and one of seven in the majors (Carlton-24; Joe Niekro-20).

**Earliest to Reach 20:** Steve defeated California at Anaheim for his 20th victory on Aug. 19, pitching no-hit baseball for the first 7.1 innings before Bert Campaneris singled.

He was the earliest 20-game winner in the majors since '73, when Wilbur Wood of the Chicago White Sox picked up his 20th victory on July 30. . . It was also the earliest in Orioles' history by six days (McNally won his 20th in '74 on Aug. 25), and marked the fourth time an O's hurler had recorded his 20th win in August.

**League Leader:** In addition to leading the A.L. in wins, Steve topped the league in winning percentage (.781) and was in the top ten in four other categories. . . He was tied for second with Flanagan in starts (37), seventh in earned run average (3.23), tied for seventh in strikeouts (149) and tied for eighth in innings (251).

He set career highs for wins (previous high was 15 in '77), starts, innings, strikeouts, and complete games (9).

**23-4:** After losing to Minnesota on May 5, Steve was 2-3 with a 4.74 era (13 er in 24.2 ip). . . From that point on, he won 23 of his final 27 decisions (32 starts) with a 3.06 era (77 er in 226.1 ip) and nine complete games.

After that loss to the Twins, he won 19 of his next 20 over 23 starts, including 14 straight (see below), with a 2.67 era (49 er in 165 ip) in that span to lower his season era to 2.94. . . From Aug. 29 to the end of the year, he was 4-3 with a 6.05 era (41 er in 61 ip). . . That included a start against Boston in which he allowed six runs in just 1.2 innings.

**Winning Streak:** Steve won 14 consecutive games over 17 starts from May 9 thru July 26, the longest winning streak in the A.L. since '74 when Gaylord Perry won 15 in a row for Cleveland.

The streak fell one short of tying the club record for consecutive wins in one season, set by McNally in '69. . . Steve became just the 12th pitcher in A.L. history to win as many as 14 in a row with Walter Johnson and Lefty Grove each doing it twice. . . The A.L. record is 16, shared by four pitchers, while the major league mark is 19, set by Tim Lincecum in 1888 and equaled by Baltimore native Rube Marquard in 1912.

In that span, Steve fashioned a 2.77 era (38 er in 123.2 ip) and recorded four complete games. . . He beat Milwaukee three times, Seattle and Toronto twice each, and Boston, California, Cleveland, Detroit, Kansas City, Minnesota, and Texas once apiece.

After starting the streak with wins in four consecutive starts, Steve had three straight no decisions and failed to last thru the sixth inning in any of them. . . He then won his next ten outings, including a span of five consecutive starts from June 12 thru 30 in which he allowed just four earned runs in 43 innings with four complete games.

**A.L. Awards:** During the winning streak, Steve was honored twice by the American League for his performance. . . He was named the league's "pitcher of the month" for June when he was 5-0 with a 2.47 era (14 er in 51 ip), the first O's hurler so honored since Palmer was selected in Aug. '75. . . He was also chosen as the circuit's "player of the week" for the week of June 16-22 when he put together a pair of complete game victories.

**Mini-Streak:** After the 14 game streak ended with a 7-4 loss at Texas on July 31, Steve won his next five starts (thru Aug. 23).

**Pitching Adjustments:** Steve credits O's pitching coach Ray Miller with making two adjustments that helped him significantly in '80. . . Miller got him to speed up his time between pitches and to limit his pitch selection early in a game by establishing one or two pitches in the first few innings, then going to his other pitches in the later frames.

**Home/Away:** Steve was 14-4 in 22 starts at Memorial Stadium with a 3.21 era (55 er in 154.1 ip) and 11-3 in 15 starts on the road with a 3.27 era (35 er in 96.1 ip).

In two seasons with Baltimore, Steve has a home record of 22-5 in 38 outings with a 2.68 era (80 er in 268.2 ip). . . Until he was beaten by California on Aug. 29, he had won 21 of 23 home decisions with both setbacks coming to Minnesota (June 5, '79 & May 5, '80). . . He won nine straight at Memorial Stadium between those losses. . . He dropped three of his last four Memorial Stadium decisions in '80.

164

**East/West:** Steve was 14-1 against the six other Eastern Division clubs in 19 starts with a 3.11 era (46 er in 133 ip). . . After a loss to Detroit on May 27, '79, he won his next 17 decisions versus the East before the Tigers beat him again on Sep. 16, '80. . . Overall, he is 20-4 against the East in the last two seasons, including 10-1 at Memorial Stadium.

He was 11-6 vs. the West in '80 with a 3.37 era (44 er in 117.2 ip) and is 16-10 in two seasons with the O's.

**Low-Hitters:** Steve allowed just two hits in each of two consecutive starts. . . On Aug. 14 he went the route to beat New York, 2-1 (9 ip, 2 h, 1 r-er) and five days later, against the Angels at Anaheim, he had a no-hitter for 7.1 innings before Bert Campaneris and Dan Ford had back-to-back singles. . . At that point, Tippy Martinez came on to preserve both the two-hitter and the 5-2 win, Steve's 20th victory. . . Campaneris' single was the first hit off Stone in 12 innings.

Steve also pitched a four-hitter in beating Seattle, 5-1 on Sep. 3. . . He pitched his only shutout of the season on June 21, blanking the Mariners on five hits, 9-0.

**Opponents:** Steve defeated every A.L. club at least once and recorded his first victories ever against Chicago, Detroit, Minnesota, and New York. . . He was 3-0 against the Yankees with a 1.85 era and two complete games. . . He was 4-0 vs. Toronto and 3-0 against Seattle and has now beaten each club five consecutive times. . . He was also 3-0 vs. Milwaukee (see pages 26-28 for complete statistics vs. opponents).

He has now defeated every major league club in his career with the exception of the Chicago Cubs and Cincinnati Reds.

**100th Win:** Steve won the 100th game of his major league career against Seattle on Sep. 3. . . While he has been in the big leagues for almost ten full seasons, over a third of his career victories (36) have come in two seasons in a Baltimore uniform. . . When he beat Cleveland on May 19, he went over the career .500 mark for the first time since he was 4-3 with the San Francisco Giants on May 21, '71.

**Odds and Ends:** Steve was the club's "stopper", as 12 of his 25 victories immediately followed Baltimore losses. . . He broke three game losing streaks twice and two game slides three times.

His season high for strikeouts was 11 against California on June 17.

Nine of Steve's wins were saved by Tim Stoddard, including his first five of the year. . . He had only five no decision outings all year. . . In '79, he was the pitcher of record in just 18 of his 32 starts. . . He allowed just 22 homers after surrendering 31 in '79.

**All-Star Game:** Steve was selected to the American League All-Star team for the first time in his career and was manager Earl Weaver's starting pitcher for the July 8 game at Los Angeles. . . He retired all nine N.L. batters he faced in his three inning stint, the first time that had been done in an all-star game since Denny McLain did it in the '66 mid-season classic. . . Steve also fanned three.

**Other Honors:** Steve was named A.L. "pitcher of the year" by *The Sporting News*, easily defeating Norris, 139-77 in balloting done by fellow players. . . He was also named top righthander on A.L. All-Star Teams selected by TSN, Associated Press, and United Press International.

He was ninth in the A.L. "mvp" voting with 53 points and finished third among pitchers to relievers Rich Gossage and Dan Quisenberry. . . He was also selected as the A.L.'s top starting pitcher by the BABE Committee (baseball broadcasters).

Steve was selected as the American Amateur Baseball Congress' "graduate of the year". . . He received other major trophies from the Maryland Professional Baseball Players (Tops in Sports Banquet) and several other organizations.

## PREVIOUS CAREER HIGHLIGHTS

**Re-Entry:** He was the second player signed by the O's thru re-entry (following Billy Smith-'76 and preceding Al Bumbry-'78 and Jose Morales and Jim Dwyer-'80). . . He is believed to be the only player who has gone thru the re-entry system twice and signed twice since its inception.

**Orioles-'79:** Steve had a slow start and was 6-7 with a 4.40 era thru July 10. . . From that point on, he was 5-0 with a 2.94 era.

**One-Hitter:** He pitched one of the finest games of his career on July 30 against the Brewers in Milwaukee. . . It was an ABC Monday night game, and Steve pitched a one-hitter for 8.2 innings, winning, 2-1, thanks to Al Bumbry's two-run homer in the sixth. Tippy Martinez retired Cecil Cooper for the final out. The only hit allowed by Stone was Charlie Moore's third inning homer.

165



## STEVEN (STEVE) MICHAEL STONE

**CS/WS:** He did not pitch in the ALCS but worked two innings in the world series in game four at Pittsburgh, allowing two runs.

**White Sox:** He did two tours of duty with the White Sox ('73, '77-'78) and had a combined 33-35 record. In his last two seasons, however, he was 27-24, including a then career best 15 wins in '77.

**Cubs:** In Dec. '73 Steve was traded uptown by the White Sox to the Cubs. He was 20-14 in his first two years with the Wrigleys and 23-20 overall. A sore shoulder limited his efforts to a total of 17 games and 75 innings in '76 (he was on disabled list from Apr. 25 thru July 2).

**Giants:** Steve was signed originally by the Giants after they had selected him in the Jan. '69 free agent draft. He spent only 2½ years in the minors before coming up to the majors to stay.

In '71, Willie Mays' last year in a San Francisco uniform, he trained with the Giants as a non-roster player, then made the 25 man cut. He was 4-2 thru May, but experienced control problems after that, lost seven of eight decisions thru July 18 and was optioned to Phoenix. He was recalled in September, but was ineligible for the NLCS (Giants vs. Pirates).

**N.L. Career Record (34-37):** Atl. (5-2), Chi. (0-2), Cin. (0-4), Hou. (3-4), L.A. (2-2), Mon. (4-3), N.Y. (3-5), Phi. (4-4), Pit. (4-2), St. L. (2-4), S.D. (5-2), S.F. (2-3).

**Minor League Highlights:** He averaged virtually a strikeout per inning in the minors (399 in 400 innings). In '69 at Fresno, he once struck out 17 in a nine inning game.

**Amateur Background:** He played two years at Kent State University (Kent, Ohio) where he was a batterymate of the late New York Yankees' catcher Thurman Munson. Steve was all-Mid American Conference and team captain junior year.

At Brush High School in Cleveland (graduated '65) he won all state honors with an 0.46 era as a junior and captained the club as a senior.

He had a two year record of 23-1 in the Cleveland Class A sandlot league for a club that was 60-7. He played Little League and American Legion baseball. Steve once pitched and won both ends of a double-header in legion ball.

### PERSONAL

Steve graduated from Kent State in '70 with a teaching degree in history and government. He is a gourmet cook and wine connoisseur and opened a new restaurant, "Steven", in Scottsdale, Arizona in January.

He writes poetry and has been published in Los Angeles, San Francisco, and Chicago papers as well as in the National Jewish Monthly. He served as honorary co-chairman of the Maryland United Cerebral Palsy campaign last fall. Hobbies: reading, chess, and racquet ball. Single.

## DALLAS MCKINLEY WILLIAMS, JR.


**Born:** Feb. 28, '58; 5' 11"; 165; Bats, L; Throws, L; Position: OF.

**Birthplace/Residence:** Born, and raised in Brooklyn, N.Y. Spent the off-season in Rochester, N.Y.

**Contract Status:** Signed thru '81.

**Tenure:** None.

**Signed Originally with:** Baltimore.



YEAR CLUB	AVG.	G	AB	R	H	2B	3B	HR	RBI	BB	SO	SB	CS	HP
1976 Bluefield—1	.270	69	256	26	69	8	1	3	30	12	51	12	11	2
1977 Miami	.272	125	464	56	126	17	4	2	50	42	81	17	21	3
1978 Charlotte	.264	139	549	52	145	17	4	2	35	31	82	24	10	3
1979 Charlotte	.277	133	519	68	144	25	2	12	52	38	51	15	8	0
1980 Rochester	.270	137	529	63	143	21	2	11	54	22	53	16	17	3

Pro. Totals .271 603 2317 265 627 88 13 30 221 145 318 84 67 11

GWRBI '80-7 \* Led league

1—Selected by Baltimore organization in June '76 free agent draft (1st round regular phase) Signed on 6/12/76

**1980:** Dallas was Rochester's top hitter (among qualifiers) at .270 and finished among the International League leaders in at bats (3rd, 529), games (4th, 137), and hits (tied for 5th, 143). In addition to those categories, he also topped the Red Wings in sacrifices (11) and tied for the club lead with seven game-winning rbi. He was second in runs (63), homers (11), rbi (54, career high), and stolen bases (16).

He had a slow start and was batting just .204 (33-for-162) in his first 47 games thru June 3. From that point on, he hit an even .300 (110-for-367) in his final 90 games. He moved into the leadoff spot in late May and was more effective in that role. Dallas had a 12 game hitting streak from June 22 thru July 3 in which he batted .339 (20-for-59) with three homers and eight rbi.

He hit the second grand slam of his career at Toledo on Apr. 25. He also had a triple and five rbi in that contest. Three of his 11 homers came at Toledo. He was 1-for-3 as a pinch-hitter.

Dallas finished second among I.L. outfielders in putouts (330) and total chances (346) and third in percentage (.986, 5 e). He had 11 assists and now has 66 in his five-year pro career.

He joined Ray Miller's Caguas club of the Puerto Rican League in December and played well over the second half of the winter season.

**1979:** After working on an off-season weight program, Dallas hit a career high 12 homers, five more than in his first three pro seasons combined. He also set personal bests for doubles (25) and runs (68). He finished second among Southern League outfielders in putouts (319) and tied for second in assists (16).

**Pro Career:** Dallas was the 20th player in the nation drafted in June '77. He was signed by John Stokoe. He has played in 92% (603 of 653) of his team's games during his career. He has participated in the Florida Instructional League after each of his first four pro years.

**Amateur Background:** Dallas won the Iron Horse Award (named after Lou Gehrig) as the outstanding high school baseball player in New York City in '76. His school, Lincoln H.S. (Brooklyn) was 26-4 and won the N.Y.C. championship by defeating Columbus, 10-4, in title game at Yankee Stadium.

At Lincoln, he earned three letters each in baseball and basketball and was captain while receiving all-city recognition in both sports. He was an honorable mention all-American in baseball as a senior.

He played American Legion baseball, and his '75 legion team was runner-up for the New York state championship. That year, he was also "mvp" in the New York City Federation all-star game, and his club won the Federation title.

**Personal:** Dallas is one of ten children. His family once recorded a gospel album. Single.



## ORIOLES WIVES/FRITO-LAY/JOHNS HOPKINS CHILDREN'S CENTER

For many years the Orioles wives, and their husbands, have been active in support of the Johns Hopkins Hospital Children's Center.

Among the many fund-raising activities in which they have been involved in recent years has been an auction held once each season in conjunction with an Orioles home game. Last year, the third annual Orioles Wives Auction netted a whopping \$28,500.

This year the auction will be supplemented with a season-long project called Frito-Lay/Orioles Challenge. Thru the generosity of Frito-Lay, makers of LAY's® brand potato chips and RUFFLES® brand potato chips, \$50 will be donated to the Johns Hopkins Children's Center every time the Orioles score a run during the 1981 season.

Among other charitable activities in which the Orioles are participating is the Epilepsy Association of Maryland's three hour telethon on WMAR-TV (Ch. 2) scheduled for March 24. The theme of the telethon, produced and sponsored by WMAR, is "The Orioles Pitch for Epilepsy".

In addition, at least three Orioles players (Eddie Murray, Ken Singleton and Doug DeCinces) have or will purchase large blocks of tickets for Orioles games to be distributed to disadvantaged youngsters and senior citizens.

During the winter the Orioles basketball team (22-3) raised over \$35,000 for various charities.



## SPRING TRAINING DATA

**Headquarters Hotel:** DuPont Plaza, 300 Biscayne Blvd. Way,  
Miami, Fla. 33131—(305) 358-2541

**Training Camp:** Miami Stadium, 2301 N.W. Tenth Avenue,  
Miami, Fla. 33127—(305) 633-9857

**Please direct all correspondence to Miami Stadium  
and not to the DuPont Plaza**

**First Workout Dates:** Pitchers and Catchers—Wed., Feb. 25  
Infielders and Outfielders—Tue., Mar. 3

★ ★ ★

## SPRING SCHEDULE

Mar.	Day	Opponent	Place	Time	Score Bal.-Opp.
12	Thu.	Texas Rangers	Pompano Beach	1:30	—
13	Fri.	Kansas City Royals	Miami	7:30	—
*14	Sat.	New York Yankees	Ft. Lauderdale	1:30	—
*15	Sun.	New York Yankees	Miami	1:30	—
16	Mon.	Atlanta Braves	Miami	1:30	—
17	Tue.	Montreal Expos	West Palm Beach	1:30	—
18	Wed.	Texas Rangers	Pompano Beach	1:30	—
19	Thu.	Kansas City Royals	Ft. Myers	1:30	—
*20	Fri.	New York Yankees	Ft. Lauderdale	7:30	—
*21	Sat.	Texas Rangers	Pompano Beach	1:30	—
*22	Sun.	Texas Rangers	Miami	1:30	—
23	Mon.	Montreal Expos	Miami	1:30	—
24	Tue.	Philadelphia Phillies	Miami	7:30	—
25	Wed.	Cincinnati Reds	Tampa	1:30	—
26	Thu.	Kansas City Royals	Ft. Myers	1:30	—
27	Fri.	New York Mets	St. Petersburg	7:30	—
*28	Sat.	Toronto Blue Jays	Dunedin	1:30	—
*29	Sun.	Atlanta Braves	West Palm Beach	1:30	—
30	Mon.	Texas Rangers	Miami	1:30	—
31	Tue.	Montreal Expos	West Palm Beach	1:30	—

Apr.

*11	Wed.	Boston Red Sox	Miami	8:00	—
2	Thu.	Kansas City Royals	Miami	7:30	—
*3	Fri.	New York Yankees	Miami	7:30	—
*4	Sat.	New York Yankees	Ft. Lauderdale	7:30	—
†5	Sun.	Philadelphia Phillies	Clearwater	1:30	—
6	Mon.	U. of Miami Hurricanes	Light Field, Miami	7:30	—
7	Tue.	New York Yankees	Miami	1:30	—
8	Wed.	Charlotte Orioles	Charlotte	7:30	—
9	Thu.	open			
10	Fri.	Opening Day	Baltimore	2:00	

\*Game to be broadcast on WFBR (1300) Radio.

†Game to be televised on WMAR-TV (Ch. 2)

## TICKET DATA

For game and ticket information, write or call Orioles' spring training ticket manager at Miami Stadium, 2301 N.W. Tenth Ave., Miami, Fla. 33127. . . 635-5395.  
Prices: Box Seats—\$5.00. . . Terrace Box—\$3.50. . . General Admission—\$2.50. . .  
Senior Citizens' and Children's General Admission—\$1.50.

★ ★ ★

## SPRING TRAINING NOTES

This is the 23rd straight spring the Orioles have trained in Miami. Over the last 22 years some 960,000 have watched the Birds in exhibition games at Miami Stadium. Last year the Orioles drew 30,321 in 9 Miami Stadium playing dates, an average of 3,377.

The permanent seating capacity at Miami Stadium is 9,548, but the Orioles and Yankees drew a standing room crowd of 12,464 for a Sunday afternoon game on March 14, 1965.

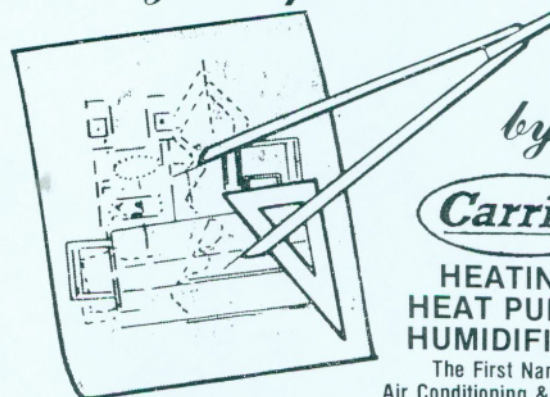
★ ★ ★

Orioles' spring training records, '54 thru '79: Hitting—Don Lenhardt (.462, 24-for-52) in '54 and Don Baylor (.438, 32-for-73) in '75. . . Home Runs—8 by Baylor in '75, Tito Francona in '56 and Frank Robinson in '66. . . RBI—25, by Francona in '56 and Gus Triandos, '59.

See page 90 for previous spring training won-lost, attendance records.

168

## Air Conditioning Designed for Tomorrow



by

**Carrier**

**HEATING  
HEAT PUMPS  
HUMIDIFIERS**

The First Name In  
Air Conditioning & Heating

**SALES • INSTALLATION • SERVICE**

**Residential • Commercial**

PACKAGE UNITS . . . WINDOW UNITS

ENGINEERING & SURVEY SERVICE

EST. 1941 • OVER 30 YEARS OF QUALITY SERVICE

**WOODROW H. KRATZ**

**947-7100**

**Carrier**

**AIR CONDITIONING  
& HEATING  
HEAT PUMP SPECIALISTS**

**HUMIDIFIERS**

**ELECTRONIC  
AIR CLEANERS**

**WINDOW UNITS**

**APPLIANCE SALES • REPAIRS**

OVER 30 YEARS EXPERIENCE

**ALL MAKES**

**REED'S** REFRIGERATION SERVICE INC.  
3401 SINCLAIR LANE

**327-5400**

PARTS DEPT. . . . . 327-3720  
SALES DEPT. . . . . 327-8900