

BALTIMORE
Orioles



'82
INFORMATION
GUIDE

BALTIMORE ORIOLES, INC.

MEMORIAL STADIUM
BALTIMORE, MD. 21218

Telephone (301) 243-9800

Ticket Office 338-1300

TWX (710) 234-1616



INDEX

A.L. Players of Month.....	18
ALCS Line Scores, O's '69, '70, '71, '73, '74, '79.....	50
All Star Games, O's Players, '54-'81.....	49
Announcers (Play-by-Play).....	57-61
Attendance, '54-'81, vs. each opponent '81.....	4, 10
Awards, Major O's Winners.....	19
Baseball Writers/Announcers, Bal. & D.C.....	56
Batting, Pitching, Fielding—O's '81 Statistics.....	24-25
Batting, O's Career Leaders.....	6
Batting, Individual vs. Opponents, '81 & Lifetime.....	33-35
Charitable Activities.....	165
Consecutive Game Streaks.....	31
Curfew, Bal. & A.L.....	20
Day-by-Day, '81.....	22-23
"Designated Hitters" Organization.....	61
Draft, Re-Entry.....	10
Draft, Expansion Losses.....	53
Draft, Major League.....	24
Farm System.....	54-55
Fielding, O's Records, '81 & Lifetime.....	14, 18
Fielding, O's '81 Statistics.....	24
First Game in Baltimore, '54.....	15
Gold Gloves, O's Winners.....	24
Home Runs, O's Records & Grand Slams.....	8-9
Hall of Fame, O's.....	13
Hoffberger, Jerold C.—Biography.....	62
Hotels, Visiting Clubs in Bal.....	14
Long Games by O's Pitchers.....	120
Longest Games.....	28
Memorial Stadium Data and History.....	3, 166-167
Minor League Clubs, O's.....	54-55
Month, Top Performances.....	14
Most Valuable Orioles, '54-'81.....	19
No-Hitters, O's & Opponents.....	12
Opponents, '81 Batting & Pitching vs. O's.....	29-32
Opponents, '81 Highlights vs. O's.....	40-48
Opponents' Pitchers, Biggest Winners/Losers Lifetime.....	12
Oriole Advocates.....	56
Peters, Hank—Biography.....	63
Pitching, O's '81 Statistics.....	25
Pitching, O's vs. Opponents, '81 & Lifetime.....	26-29
Position, Home and RBI Records.....	88
Public Relations Directors.....	2
Radio-Television Data.....	57
Records Section, O's All-Time.....	7-15
Robinson, Brooks.....	58-61
Robinson, Frank.....	13
Roster, O's '54-'81.....	16-18
Roster, O's '82.....	64-65
Rules of Interest.....	20-21
St. Louis Browns.....	32
Salvon, Ralph.....	66
Save Rule.....	21
Spring Training, Schedule & Data.....	167-168
Standings, Major League '81.....	21
Standing, O's '54-'81.....	5
Suspended Game Rule.....	20
Television-Radio Data.....	57
Ticket Information.....	48
Three Hundred Hitters, O's '54-'81.....	6
Trade, O's Biggest.....	95
Trades, O's Inter-League '59-'82.....	53
Triple Plays.....	15
Twenty-Game Winners.....	11
Weaver, Earl—Biography.....	67
Williams, Edward Bennett—Biography.....	62
Winners, O's Biggest in Majors for 25 Years.....	167
Won-Lost Records, O's '54-'81.....	5
World Series Line Scores, O's '66, '69, '70, '71, '79.....	51-52
World Series Shares, O's.....	52

This book is happily dedicated to the manager of the San Francisco Giants on the occasion of his election to the Baseball Hall of Fame.

As number 5 has said many times about number 20, "We had a good ballclub before he came to Baltimore, but Frank Robinson made us a winner." See page 13.

Produced by: Bob Brown, John Blake and Helen Conklin
Proofreading by: Gwen Phillips and Beverly Weston
Printed by: French-Bray

"Orioles Fanfare", the official Orioles' downtown Baltimore Novelty Center, is located at Harborplace in the Light Street Pavilion (2nd Floor), Sam Smith Market.... Come and See Us.

BALTIMORE ORIOLES ORGANIZATION

OFFICERS

EDWARD BENNETT WILLIAMS.....	Chairman of the Board
JEROLD C. HOFFBERGER.....	President
HENRY J. PETERS.....	Executive Vice-President/General Manager
JACK DUNN, III.....	Vice-President/Stadium Operations
JOSEPH P. HAMPER, JR.....	Vice-President/Finance
GERARD T. GABRYS.....	Treasurer
LAWRENCE LUCCHINO.....	Secretary/General Counsel

BOARD OF DIRECTORS

EDWARD BENNETT WILLIAMS, JOSEPH P. DIMAGGIO, JACK DUNN, III, GERARD T. GABRYS, CHARLES H. HOFFBERGER, JEROLD C. HOFFBERGER, ZANVYL KREIGER, LAWRENCE LUCCHINO, HENRY J. PETERS, PETER P. WEIDENBRUCH, JR.

FRONT OFFICE

JAMES J. RUSSO.....	Special Assistant to the General Manager
ROBERT W. BROWN.....	Public Relations Director
PHILIP E. ITZOE.....	Traveling Secretary
THOMAS A. GIORDANO.....	Director, Player Development & Scouting
ROBERT R. AYLWARD.....	Director of Business Affairs
JON RICHARDSON.....	Director of Sales
WALTER R. FREEMAN.....	Promotions & Community Relations Director
TIM GERAGHTY.....	Ticket Office Manager
JOHN C. BLAKE.....	Assistant Public Relations Director
JOHN J. McCALL.....	Assistant Director, Player Development & Scouting
RALPH A. MORCROFT.....	Director, Florida Operations
JOSEPH B. CODD.....	Assistant Ticket Manager
DREW M. SHEINMAN.....	Assistant Sales & Ass't. Promotions Dir.
DAVE DINERMAN.....	Washington Area Representative
JOE FELPERIN.....	Washington Area Representative
HERBERT E. ARMSTRONG.....	Consultant/President, Orioles Foundation

ADMINISTRATIVE ASSISTANTS: MAEVE BERKERIDGE (to Messrs. Peters & Itzoe)... ANN LANGE (to Messrs. Aylward & Dunn)... MICKEY TOLSON (to Mr. Freeman)... **Public Relations**—HELEN CONKLIN (to Mr. Brown), GWEN PHILLIPS (to Mr. Blake), CHARLES STEINBERG (to Mr. Geraghty), JIM KLINE, HELEN MCGUIRE, LORRAINE SAPP, ROY SOMMERHOF, JOAN WALSH, TRICIA ZERHUSEN... **Ticket Department**—DENISE ADDICKS, DAISY GARLAND, LUCY KELLY (to Mr. Geraghty), JIM KLINE, HELEN MCGUIRE, LORRAINE SAPP, ROY SOMMERHOF, JOAN WALSH, TRICIA ZERHUSEN... **Baseball Department**—BARBARA BROWN, GAIL STACK... **Accounting Department**—PAM NOWICKI, KAY SLAUGHTER, DIANA WEISS... **General Duties**—ED RIDGELY, CALVIN ROGERS, BERNIE ROSKOTT... **Switchboard**—EDNA WEIBE (chief operator); JANICE HACKERMAN, DEBBY LUTMAN.

GAME PERSONNEL: **BaseBells**—RITA MCCARDELL (captain), CAROLYN BROWN, JANE SANTONI... **Electrician**—AL SCRINGER... **Press Box Supervisor**—VERNON JOINER... **Public Address Announcer**—REX BARNEY... **Supervisor, Ushers**—STANLEY FERGUSON... **Supervisor, Guards & Ticket Takers**—CHARLES JASPER... **Fan Relations Representative**—AL SMITH... **Press Box Attendants**—DAVID SHAUCK, FRED TRAUTMAN... **Press Box Runner**—SCOTT BROWN.

ROB FORBES.....	Manager, Volume Services (Concessions)
BEN ROTH.....	Memorial Stadium Manager
TIM LATSHAW.....	Assistant Memorial Stadium Manager
BEN FEINGOLD.....	President, Stadia Operations, Inc. (scorecard)

ORIOLES HOTELS

City	Hotel	Area	Telephone
BOSTON	Sheraton Boston	(617)	236-2000
CALIFORNIA	Hyatt House, Anaheim	(714)	772-5900
CHICAGO	Westin Chicago	(312)	943-7200
CLEVELAND	Bond Court	(216)	771-7600
DETROIT	Westin Detroit	(313)	568-8000
KANSAS CITY	Sheraton Royal (1st Trip)	(816)	737-0200
	Westin Crown Center (2nd Trip)	(816)	474-4400
MILWAUKEE	Pfister Hotel and Tower	(414)	273-8222
MINNESOTA	Minneapolis Hyatt Regency	(617)	370-1234
NEW YORK	New York Sheraton	(212)	247-8000
OAKLAND	Oakland Hyatt House	(415)	562-6100
SEATTLE	Seattle Marriott	(206)	241-2000
TEXAS	Dallas Hyatt Regency	(214)	651-1234
TORONTO	Westin Toronto	(416)	869-3456

Visiting Team's Hotel Headquarters in Baltimore: See page 14.

BASEBALL PUBLIC RELATIONS DIRECTORY

		Office	Private	Home
Commissioner's Office	Bob Wirz Chuck Adams Vince Nauss	212 586-7400	765-2177	203 762-9302 201 935-7417 212 761-7831
American League	Bob Fishel Phyllis Merhige	212 682-7000	682-7084	355-2433 429-6229
Baltimore	Bob Brown John Blake	301 243-9800	235-9710	337-2050 323-6902
Boston	George Sullivan Dick Bresciani	617 267-9440	267-2890	484-4243 237-7618
California	Tom Seeborg Tim Mead	714 937-7214	937-7217	586-2211 598-7773
Chicago	Chuck Shriver Ken Valdiserri	312 924-1000	924-1412	529-6231 525-1302
Cleveland	Bob DiBiasio Pete Spudich	216 861-1200	861-4454	221-4130 953-1830
Detroit	Dan Ewald Bob Miller	313 962-4000	962-0825	879-0424 553-0677
Kansas City	Dean Vogelaar Will Rudd	816 921-8000	921-8154	229-6446 452-0402
Milwaukee	Tom Skibosh Mario Ziino	414-933-1818	933-6975	781-0157 481-9123
Minnesota	Tom Mee Laurel Prieb	612 375-1366		447-2065 377-0575
New York	Irv Kaze David Szen	212 293-4300	293-1720	201 886-1322 201 569-9589
Oakland	Mickey Morabito Enzo DeMonte	415 638-4900	635-7280	865-4406 639-7561
Seattle	Randy Adamack Bob Porter	206 628-3555	628-3319 628-3619	782-9119 232-4068
Texas	Burton Hawkins Allan Charnish	817 273-5222	273-5255 273-5266	275-8531 860-9785
Toronto	Howard Starkman Herb Morell	416 595-0077	595-0282	622-6245 624-8125
Sports Information Center	John Mulcahy Joe Costanza Sandy Dreyer	617 328-4674		331-2909 245-3055 328-8610
National League	Blake Cullen Katy Feeney Cathy Davis	212 582-4213	582-4584 582-4639	757-2096 489-5462 914 939-4008
Atlanta	Wayne Minshew Bob Korch	404 522-7630	577-3667	987-9487 952-2959
Chicago	Bob Ibach Ned Colletti	312 281-5050	281-6955	678-6217
Cincinnati	Jim Ferguson	513 421-4510	421-2990	232-7590
Houston	Mike Ryan Rick Rivers	713 799-9600	795-4717	726-0061 392-4960
Los Angeles	Fred Claire Steve Brener	213 224-1306 224-1301	224-1310 224-1331	714 625-4016 213 368-9161
Montreal	Richard Griffin Monique Giroux	514 253-3434	253-3263	937-4918 384-9924
New York	Jay Horwitz Tim Hamilton	212 672-2000	565-4330	201 546-5089 212 688-9183
Philadelphia	Larry Shenk Chris Wheeler	215 463-6000	755-9321 755-9322	302 798-4205 215 483-7563
Pittsburgh	Ed Wade Sally O'Leary Tom Bird	412 323-5000	323-5069 323-5030 323-5018	563-7059 323-1289 362-9727
St. Louis	Jim Toomey Robin Monsky	314 421-3060	421-6450	966-3775 532-1448
San Diego	Bob Chandler Be Barnes Bruce Rowe	714 283-4494	283-1790	279-1583 223-0189 274-5182
San Francisco	Duffy Jennings Toni Russo Dirk Smith	415 468-3700	468-2390	929-1370 278-6363 355-5890
Elias Sports Bureau	Seymour Siwoff	212 869-1530		

ORIOLES GAME AND TICKET INFORMATION

Starting Times

Day Games and Doubleheaders.....	2:05 P.M.
Night Games.....	7:35 P.M.
Twilight/Night Doubleheaders.....	5:35 P.M.
Wed., Apr. 28.....	6:05 P.M.
Sat., July 24.....	2:20 P.M.

(Eastern Daylight Time Starting Apr. 25)

TICKET PRICES

Lower Box Seats.....	\$8.50
Mezzanine Box Seats.....	\$7.50
Terrace Box Seats (Lower Deck).....	\$7.50
Upper Box Seats.....	\$6.00
Lower Reserved Seats.....	\$5.50
Upper Reserved Seats.....	\$5.50
General Admission Adult.....	\$4.25
*Children (12 and Under) and Senior Citizens.....	\$2.50

MEMORIAL STADIUM TICKET OFFICE

1000 block East 33rd Street
Mon. thru Sat., 9 A.M. to 6 P.M.
During Night Games until 8:30 P.M.
Sundays when Club is at home,
12 Noon until 6 P.M.

TICKET INFORMATION

Call (301) 338-1300

See page 48 for complete list of
ticket agencies and telephone
charging services.

*Children's prices will NOT be effective on souvenir giveaway dates for children, or on dates that everyone receives souvenir items, regardless of age. There will be no discounts on dates that general admission tickets are sold in advance on a reserved basis.

SPECIAL TICKET PROGRAMS

Student Discount Program: High school and college students may purchase upper reserved seats, regularly priced at \$5.50, for just \$3.50 for many Orioles' home games. Student membership cards can be obtained at area high schools and colleges or at the Orioles' office.

Junior Orioles Program: Youngsters, 16 years of age and under, can attend ten selected Orioles' home games for a total price of just \$2.00. Junior Oriole Kits also contain many valuable discount coupons. 1982 Junior Oriole Kits will be available in March.

Three Buck Days/Nights: All upper reserved and general admission seats will be available for \$3.00 each on selected Mondays and Thursdays and Saturday afternoon, April 10. Three Buck Days/Nights are marked with a "3B" on the schedule.

Group Nights: Special discount prices for groups of 75 or more in selected box and reserved seat areas will apply on home dates marked with a "G" on the schedule. Call the Orioles Group Sales department at (301) 243-9800 for further details.

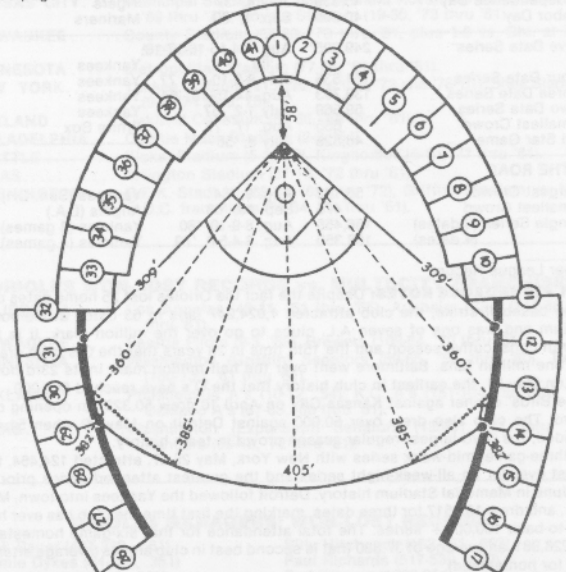
MEMORIAL STADIUM DATA

Lower Boxes.....	7,469 ¹	Lower Reserved ..	5,098 ²
Terrace Boxes	3,519	Upper Reserved ..	9,278 (14,376)
Mezzanine Boxes ..	1,947	Gen. Adm. Lower ..	14,086
Upper Boxes	3,610	Gen. Adm. Upper ..	8,189 (22,275)
"Sky" Boxes	12 (16,557)	CAPACITY:	53,208 ²

NOTES: Lower Stand Boxes (10,988), Lower Stand Box & Reserved (16,086), total Lower Stand capacity including G.A. (30,172). Upper Stand Box & Reserved excluding Mezzanine (12,888), total Upper Stand capacity (21,077). A total of 723 seats were added to the upper deck in 1977 (35th row).

¹ Includes 2,568 "field boxes" installed in '61.

² Capacity does not include 864 "pole" seats for which tickets are not printed. See page 166 for Memorial Stadium history.



Additional measurements: Concrete wall—14 ft. high; Wire fence—7 ft. high.

ORIOLES ATTENDANCE INFORMATION

ANNUAL ATTENDANCE FIGURES, 1954-1981

AT MEMORIAL STADIUM				ON THE ROAD			
Season	Attendance	Dates	Avg. Date	Attendance	Dates	Avg. Date	Season
1981	1,024,247	53	19,325	954,002	46	20,739	1981
1980	1,797,438	80	22,468	1,608,616	77	20,891	1980
1979	1,681,009	72	23,347	1,596,922	76	21,012	1979
1978	1,051,724	73	14,407	1,495,193	78	19,169	1978
1977	1,195,769	77	15,529	1,412,675	72	19,620	1977
1976	1,058,609	74	14,306	1,307,920	74	17,675	1976
1975	1,002,157	68	14,738	1,163,631	74	15,725	1975
1974	962,572	74	13,008	1,289,741	75	17,197	1974
1973	960,303	72	13,338	1,184,679	75	15,796	1973
1972	899,950	69	13,042	1,265,353	74	17,099	1972
1971	1,023,037	64	15,985	1,165,879	76	15,341	1971
1970	1,057,069	75	14,094	1,311,394	78	16,813	1970
1969	1,062,094	73	14,549	1,244,770	74	16,821	1969
1968	868,709	71	12,235	1,256,724	76	16,536	1968
1967	860,390	64	13,444	1,122,760	74	15,172	1967
1966	1,203,366	67	17,961	1,309,159	76	17,225	1966
1965	781,649	68	11,495	930,538	73	12,747	1965
1964	1,116,215	69	16,177	1,057,173	72	14,683	1964
1963	774,343	72	10,755	829,732	71	13,081	1963
1962	790,254	72	10,976	886,543	70	12,665	1962
1961	951,089	70	13,587	1,001,302	71	14,103	1961
1960	1,187,849	71	16,730	1,151,055	69	16,682	1960
1959	891,926	64	13,936	990,449	71	14,317	1959
1958	829,991	67	12,388	660,352	69	9,570	1958
1957	1,029,581	67	15,367	739,289	66	11,201	1957
1956	901,201	67	13,539	678,173	64	10,595	1956
1955	852,039	62	13,743	648,412	56	11,579	1955
1954	1,060,910	67	15,834	614,833	64	9,607	1954
Totals 28,875,490				1942 14,869*			
				30,877,269 1991 15,508*			

* Average annual attendance: home—1,031,268, away—1,102,760.

ORIOLES RECORD CROWDS

MEMORIAL STADIUM	Attendance	Date	Opponent
Largest Crowd	54,458	Oct. 9, '66	Dodgers (World Series)
Largest Crowd, Reg. Sea.	51,798	Sep. 18, '77	Red Sox ("Thanks Brooks")
Single Night Game	51,649	Aug. 16, '80	Yankees
Day Doubleheader	46,796	May 16, '54	Yankees
Night Doubleheader	45,814	June 23, '79	Tigers
Opening Day	50,323	Apr. 10, '81	Royals
Memorial Day	42,949	May 25, '81	Yankees
Independence Day	45,339	July 4, '77	Tigers
Labor Day	40,305	Sep. 1, '80	Mariners
Five Date Series	249,605*	Aug. 14-15-16-17-18, '80	Yankees
Four Date Series	154,835	July 8-9-10-11, '77	Yankees
Three Date Series	138,793	Aug. 14-15-16, '64	Yankees
Two Date Series	69,569	July 1-2, '57	Yankees
Smallest Crowd	655	Aug. 17, '72	White Sox
All Star Game	48,829	July 8, '58	-----

ON THE ROAD

Largest Crowd	58,102	Aug. 9, '64	Yankees (Sun. DH)
Smallest Crowd	476	Sep. 19, '63	Angels (L.A.)
Single Series (3 dates)	156,458	Aug. 8-9-10, '80	Yankees (3 games)
(4 dates)	188,350	Aug. 3-4-5-6, '79	Yankees (4 games)

*Major League Record

1981 ATTENDANCE NOTES: Despite the fact the Orioles lost 25 home dates due to the baseball strike, the club attracted 1,024,247 fans in 53 dates at Memorial Stadium and was one of seven A.L. clubs to go over the million mark. It is the seventh consecutive season and the 15th time in 28 years that the O's have drawn over one million fans. Baltimore went over the half million mark in its 23rd home date on May 31, the earliest in club history that the O's have reached 500,000.

The Birds' opener against Kansas City on April 10 drew 50,323, an opening day record. The club also drew over 50,000 against Detroit on May 30 when 51,464 attended, the third largest regular season crowd in team history.

A three-game, mid-week series with New York, May 25-27, attracted 124,464, the largest ever for an all-week-night series and the greatest attended series prior to mid-June in Memorial Stadium history. Detroit followed the Yankees into town, May 29-31, and drew 102,517 for three dates, marking the first time the club has ever had back-to-back 100,000+ series. The total attendance for that six-game homestand was 226,981, an average of 37,830 that is second best in club annals (average attendance for homestand).

(Continued on page 10)

WON-LOST RECORDS vs. EACH OPPONENT, 1981

Orioles vs. A.L. West				Orioles vs. A.L. East			
	Home W-L	Away W-L	Total W-L		Home W-L	Away W-L	Total W-L
California	3-3	3-3	6-6	Boston	1-1	1-1	2-2
Chicago	3-3	0-3	3-6	Cleveland	2-2	2-0	4-2
Kansas City	4-2	1-1	5-3	Detroit	2-4	4-3	6-7
Minnesota	3-0	3-0	6-0	Milwaukee	1-2	1-2	2-4
Oakland	4-2	3-3	7-5	New York	5-1	2-5	7-6
Seattle	2-1	2-1	4-2	Toronto	3-1	2-1	5-2
Texas	0-0	2-1	2-1				
Totals	19-11	14-12	33-23	Totals	14-11	12-12	26-23
				Gr. Totals	33-22	26-24	59-46

WON-LOST RECORDS vs. EACH OPPONENT 1954-1981

Club	Home W-L	Away W-L	Total W-L
BOS.	136-115	113-137	249-252
CAL.	88-58	76-74	164-132
CHI.	130-93 -4	104-117	234-210 -4
CLE.	133-117	120-132	253-249
DET.	141-112	129-127	270-239
K.C.	51-24	36-37	87-61
MIL.	58-33	60-34	118-67
MIN.	128-94	121-101	249-195
N.Y.	136-115-1	124-129	260-244 -1
OAK.	131-89 -3	127-100	258-189 -3
SEA.	21-4	15-10	36-14
TEX.	93-58	102-51	195-109
TOR.	27-5	18-13	45-18
Totals	1273-917-8	1145-1062	2418-1979-8
	(.581)	(.519)	(.550)
	2198	2207	4405
Games*	Games	Games	Games*

*Tie Games: O's played 8 ties, all at home, between 1955 and 1964. They are included in the above totals of games played but do not affect won-lost percentages.

ORIOLES STANDINGS, 1954-1981

Yr.	W	L	Pct.	G.B.	Std.	Mgr.
1981	59	46	.562	1	2nd*	Weaver
1980	100	62	.617	3	2nd	Weaver
1979	102	57	.642	(8)	1st	Weaver
1978	90	71	.559	9	4th	Weaver
1977	97	64	.602	2½	2-T	Weaver
1976	88	74	.543	10½	2nd	Weaver
1975	90	69	.566	4½	2nd	Weaver
1974	91	71	.562	(2)	1st	Weaver
1973	97	65	.599	(8)	1st	Weaver
1972	80	74	.519	5	3rd	Weaver
1971	101	57	.639	(12)	1st	Weaver
1970	108	54	.667	(15)	1st	Weaver
1969	109	53	.673	(19)	1st	Weaver
1968	91	71	.562	12	2nd	Weaver†
1967	76	85	.472	15½	6-T	Bauer
1966	97	63	.606	(9)	1st	Bauer
1965	94	68	.580	8	3rd	Bauer
1964	97	65	.599	2	3rd	Bauer
1963	86	76	.531	18½	4th	Hitchcock
1962	77	85	.475	19	7th	Hitchcock
1961	95	67	.586	14	3rd†	Harris†
1960	89	65	.578	8	2nd	Richards
1959	74	80	.481	20	6th	Richards
1958	74	79	.484	17½	6th	Richards
1957	76	76	.500	21	5th	Richards
1956	69	85	.448	28	6th	Richards
1955	57	97	.370	39	7th	Richards
1954	54	100	.351	57	7th	Dykes

Totals 2418-1979 .550

* 1st Half: 31-23, .574, 2 G.B., 2nd.

2nd Half: 28-23, .549, 2 G.B., 4th.

† Weaver replaced Bauer on July 11, 1968.

† Harris replaced Richards on Sep. 1, 1961.

ORIOLES WON-LOST RECORDS IN DIFFERENT BALLPARKS

CALIFORNIA	Wrigley Field (6-4, '61), Dodger Stadium (15-20, '62 thru '65), Anaheim Stadium (55-50, '66 thru '81).
KANSAS CITY	Municipal Stadium vs. both A's and Royals (91-62, '54 thru '67, '69 thru '72), Royals Stadium (19-30, '73 thru '81).
MILWAUKEE	County Stadium (55-33, '70 thru '81, plus 1-0 vs. Chi. at Mil. 5/28/68).
MINNESOTA	Metropolitan Stadium (77-68, '61 thru '81).
NEW YORK	Yankee Stadium (115-120, '54 thru '73 and '76-'81), Shea Stadium (9-9, '74 thru '75).
OAKLAND	Oakland Coliseum (51-36, '68 thru '81).
PHILADELPHIA	Connie Mack Stadium (2-9, '54).
SEATTLE	Sicks' Stadium (5-1, '69), Kingdome (15-10, '77 thru '81).
TEXAS	Arlington Stadium (37-18, '72 thru '81).
WASHINGTON	R.F.K. Stadium (65-33, '62 thru '72), Griffith Stadium vs. both D.C. franchises (51-34, '54 thru '61).

ORIOLES WON-LOST RECORDS vs. MULTI-CITY FRANCHISES

CALIFORNIA	Los Angeles (49-41, '61 thru '65), Anaheim (Cal.) (112-88, '66 thru '81).
MILWAUKEE	Seattle Pilots (9-3, '69), Brewers (109-64, '70 thru '81).
MINNESOTA	Washington (Griffith) Senators (89-65, '54 thru '60), Twins (160-130, '61 thru '81).
OAKLAND	Philadelphia A's (10-12, '54), K.C. A's (151-104, '55 thru '67), Oakland A's (97-63, '68 thru '81).
TEXAS	Washington (Expansion) Senators (135-61, '61 thru '71), Rangers (60-48, '72 thru '81).

ORIOLES MANAGERS' WON-LOST RECORDS

Hank Bauer (407-318, .561)	Bill Hitchcock (163-161, .503)
Jimmie Dykes (54-100, .351)	Paul Richards (517-539, 490)
Luman Harris (17-10, .630)	Earl Weaver (1260-851, .597)

ORIOLES CAREER BATTING LEADERS

GAMES	AT BATS	RUNS
B. Robinson.....2,896	B. Robinson.....10,654	B. Robinson.....1,232
Belanger.....1,962	Powell.....5,912	Powell.....796
Powell.....1,763	Belanger.....5,734	Blair.....737
Blair.....1,700	Blair.....5,606	Belanger.....670
Bumbry.....1,035	Singleton.....3,684	Bumbry.....585
Singleton.....1,028	Bumbry.....3,674	F. Robinson.....555
D. Johnson.....995	D. Johnson.....3,489	Singleton.....533
Triandos.....953	Triandos.....3,186	Grich.....432
DeCinces.....858	Aparicio.....2,948	Murray.....413
F. Robinson.....827	F. Robinson.....2,941	Buford.....408

HITS	DOUBLES	TRIPLES
B. Robinson.....2,848	B. Robinson.....482	B. Robinson.....68
Powell.....1,574	Blair.....269	Blair.....51
Blair.....1,426	Powell.....243	Bumbry.....43
Belanger.....1,304	D. Johnson.....186	Aparicio.....34
Singleton.....1,096	Singleton.....180	Belanger.....33
Bumbry.....1,059	Belanger.....174	Grich.....27
D. Johnson.....904	Bumbry.....171	Brandt.....22
F. Robinson.....882	DeCinces.....161	Boyd.....20
Murray.....823	Murray.....148	Snyder.....20
Triandos.....794	F. Robinson.....143	F. Robinson.....18

HOME RUNS	TOTAL BASES	RUNS BATTED IN
Powell.....303	B. Robinson.....4,270	B. Robinson.....1,357
B. Robinson.....268	Powell.....2,748	Powell.....1,063
F. Robinson.....179	Blair.....2,175	Singleton.....569
Singleton.....144	Singleton.....1,734	Blair.....567
Triandos.....142	Belanger.....1,604	F. Robinson.....545
Murray.....133	F. Robinson.....1,598	Triandos.....517
Blair.....126	Bumbry.....1,442	L. May.....487
Gentile.....124	Murray.....1,392	Murray.....476
L. May.....123	Triandos.....1,351	Gentile.....398
DeCinces.....107	D. Johnson.....1,320	DeCinces.....397

EXTRA BASE HITS	BATTING PCT.	STOLEN BASES
B. Robinson.....818	Nieman.....303	Bumbry.....221
Powell.....557	Boyd.....301	Blair.....167
Blair.....446	F. Robinson.....300	Aparicio.....166
F. Robinson.....340	Singleton.....298	Belanger.....166
Singleton.....337	T. Davis.....291	Baylor.....118
Murray.....292	Murray.....291	Buford.....85
DeCinces.....282	Bumbry.....288	Grich.....77
D. Johnson.....268	Rettenmund.....284	Kelly.....55
Triandos.....267	Snyder.....280	Rettenmund.....52
Bumbry.....256	Woodling.....280	Coggins.....43

★ ★ ★

.300 HITTERS

In 28 seasons the Orioles have had 19 qualifying .300 hitters (477 plate appearances from '54 thru '60 and 502 plate appearances since '61) and only three times (three in '80 and two in '69 & '77) have they had more than one in the same season... The complete list: 1956-Bob Nieman, .322... 1957-Bob Boyd, .318... 1959-Gene Woodling, .300... 1961-Jim Gentile, .302... 1962-Brooks Robinson, .303... 1964-Brooks Robinson, .317... 1966-Frank Robinson, .316*... 1967-Frank Robinson, .311... 1969-Frank Robinson, .308 and Boog Powell, .304... 1970-Frank Robinson, .306... 1971-Merv Rettenmund, .318... 1973-Tommy Davis, .306... 1975-Ken Singleton, .300... 1977-Ken Singleton, .328 (club record) and Al Bumbry, .317... 1980-Al Bumbry, .318, Ken Singleton, .304, and Eddie Murray, .300.

*Led league

★ ★ ★

30 HOME RUN CLUB

Six different Orioles have hit 30 or more homers in a season 12 different times. Boog Powell accomplished the feat four times, Frank Robinson three times, Jim Gentile twice, and Gus Triandos, Ken Singleton, and Eddie Murray, once each. Triandos was the first Oriole to achieve that mark when he hit 30 homers in '58, earning him a share of the A.L. record for a catcher that still stands.

By Year: 1958-Triandos (30)... 1961-Gentile (46)... 1962-Gentile (33)... 1964-Powell (39)... 1966-F. Robinson (49) and Powell (34)... 1967-F. Robinson (30)... 1969-Powell (37) and F. Robinson (32)... 1970-Powell (35)... 1979-Singleton (35)... 1980-Murray (32).

Frank Robinson's club record 49 homers in '66 was the only time an Oriole had led the league in home runs until '81, when Murray tied three others for A.L. top honors with 22.

★ ★ ★

100 RBI MEN

During the O's first seven years ('54 thru '60), nobody drove in 100 runs; then, in '61, Jim Gentile broke the barrier with gusto while accumulating 141 rbi, still a club record.

Since then, six different players have driven in 100 runs 11 times: Boog Powell (3 times); Brooks, Frank and Ken Singleton (twice each); Lee May and Eddie Murray (once each).

By Year: 1961-Gentile (141)... 1964-Brooks (118)*... 1966-Frank (122)*, Powell (109) and Brooks (100)... 1969-Powell (121) and Frank (100)... 1970-Powell (114)... 1976-May (109)*... 1979-Singleton (111)... 1980-Murray (116) and Singleton (104).

Note: Murray became the fourth Oriole to lead the American League in runs batted in with 78 in '81.

*Led league

BALTIMORE ORIOLES RECORDS

1954 thru 1981

BATTING

Individual-By Game

Most Hits.....5	Luis Aparicio (3 times—all in '66), Bob Boyd, Tom Davis, Brooks Robinson, Don Baylor and Al Bumbry (Jun. 25, '73 and May 26, '79—twice each); Gene Woodling, Clint Courtney, Billy Goodman, Jerry Adair, Russ Snyder, Mark Belanger (May 11, '74); Rich Coggins and Rich Dauer (Jun. 2, '80)
Most Runs.....4	Merv Rettenmund (3 times); Don Buford, Bob Boyd, Norm Siebern (twice each); Bob Johnson, Luis Aparicio, Frank Robinson, Mark Belanger (Sep. 26, '70); Brooks Robinson, Don Baylor (Aug. 4, '75); Eddie Murray (Sep. 18, '78); Ken Singleton (Apr. 15, '80); and Al Bumbry (Aug. 24, '81)
Most Runs Batted In.....9	Jim Gentile—May 9, '61 vs. Minnesota (A)
Most Doubles.....4	Charlie Lau—Jul. 13, '62 vs. Cleveland (H) and Dave Duncan—Jun. 30, '75 vs. Boston (A)
Most Triples.....3	Al Bumbry—Sep. 22, '73 vs. Milwaukee (A)
Most Home Runs.....	See Home Run Section
Most Total Bases.....13	Boog Powell—Aug. 15, '66 vs. Boston (A) and Eddie Murray—Sep. 14, '80 vs. Toronto (A)
Most Stolen Bases.....3	Luis Aparicio—5 times; Don Baylor—3 times; Don Buford, Paul Blair, Larry Harlow (Jun. 6, '78) and Al Bumbry (Sep. 27, '80)—once each.
Most Bases on Balls.....5	Bob Grich—Aug. 9, '75 vs. Chicago (A)
Most Strikeouts.....5*	Don Buford—Aug. 26, '71 vs. Chicago (A) (9 innings, consecutive)
Most Consecutive Hits, Two or More Games.....10	Ken Singleton—Apr. 26 thru 28, '81

Individual-By Season

Record	Player	Year
Most Games.....163	Brooks Robinson	1961 & 1964
Most At Bats.....668	Brooks Robinson	1961
Most Runs.....122	Frank Robinson	1966
Most Hits.....205	Al Bumbry	1980
Most Singles.....158	Al Bumbry	1980
Most Total Bases.....367	Frank Robinson	1966
Most Doubles.....38	Brooks Robinson	1961
Most Triples.....12	Paul Blair	1967
Most Home Runs.....49	Frank Robinson	1966
Most Runs Batted In.....141	Jim Gentile	1961
Most Consecutive Games Hit Safely.....22	Doug DeCinces	1978-79†
Most Consecutive Games Hit Safely, Season.....21	Doug DeCinces	1978
Most Sacrifice Hits.....23	Mark Belanger	1975
Most Sacrifice Flies.....10	Brooks Robinson	'62, '64, '69
Most Stolen Bases.....57	Jim Gentile	1962
Most Bases on Balls.....118	Luis Aparicio	1964
Most Int. Bases on Balls.....18	Ken Singleton	1975
Most Strikeouts.....125	Boog Powell	1970
Fewest Strikeouts.....7	Boog Powell	1966
Highest Batting Average......328	Clint Courtney (437 app.)	1954
Highest Slugging Average......646	Rich Dauer (618 app.)	1980
Highest On-Base Percentage......445	Ken Singleton	1977
Most Hit by Pitch.....20	Jim Gentile	1961
Most Pinch-Hits.....24*	Bob Nieman	1956
Most Consecutive Pinch-Hits.....6*	Bob Grich	1974
Most Pinch-Hit RBI.....18	Dave Philley	1961
Most Grounded into Double Plays.....29	Bob Johnson	1964
	Dave Philley	1961
	Brooks Robinson	1960

Club Batting

Most Runs, Inning.....10	Jul. 8, '69 vs. N.Y. (H) and Apr. 29, '79 vs. Oak. (A)
Most Runs, Game.....19	Aug. 28, '57 vs. Cle. (A)
Most Runs, Game, at M.S.....18	Sep. 28, '73 vs. Cle.
Most Runs, Game, Both Clubs.....34	Jun. 26, '78, Bal. (10) vs. Tor. (24) (A)
Most Runs, Yielded, Inning.....26	Aug. 14, '57, Bal. (6) vs. N.Y. (20) (H)
Most Runs, Yielded, Game.....12	Oct. 10, '65 to Bos. (A)
Largest Winning Margin.....17	Jun. 26, '78 to Tor. (A)
Largest Losing Margin.....16	Aug. 14, '57 to N.Y. (H)
Most Hits, Inning.....9	Jul. 27, '69 vs. Chi. (17-0) (H)
Most Hits, Game.....26	Apr. 30, '60 to N.Y. (0-16) (H)
Most Hits, Game, Both Clubs.....40	Jul. 8, '69 vs. N.Y. (H) and Aug. 28, '80 vs. Cal. (H)
Most Hits Yielded, Game.....26	Aug. 28, '80 vs. Cal. (H) (9 inn.)
Most Hits Yielded, Game.....24	Aug. 28, '80, Bal. (26) vs. Cal. (14) (H) (9 inn.)
Most Doubles, Game.....8	Apr. 23, '81 to Chi. (A)
Most Triples, Game.....3	Jun. 26, '78 to Tor. (A)
Most Home Runs, Game.....	Aug. 26, '54 vs. Bos. (H), Sep. 7, '65 vs. N.Y. (A), Jun. 30, '66 vs. K.C. (A), and Aug. 28, '80 vs. Cal. (H)
Most Total Bases, Game.....39	Four times, most recently Sep. 22, '73 vs. Mil. (A), all by Al Bumbry
Most Stolen Bases, Game.....5	See Home Run Section
	Jul. 27, '69 vs. Chi. (H)
	Six times (all on road)... Most recently on 9/27/80 at Cle. (Bumbry-3, DeCinces, Garcia)

*American League record.

†Ties American League record

†DeCinces' 22 game streak: 9/8/78 thru 4/6/79.

BALTIMORE ORIOLES RECORDS

1954 thru 1981

Club Batting (Cont.)

Most Left on Base, Game.....	21	Aug. 25, '68 vs. Bos. (H)
Highest Average, Season.....	273	1980
Lowest Average, Season.....	225	1968
Most Runs, Season.....	805	1980
Most Hits, Season.....	1523	1980
Most Total Bases, Season.....	2282	1969
Most Doubles, Season.....	258	1979
Most Triples, Season.....	49	1954
Most Sacrifice Hits, Season.....	110	1957
Most Sacrifice Flies, Season.....	59	1969
Most Stolen Bases, Season.....	150	1976
Most Bases on Balls, Season.....	717	1970
Most Strikeouts, Season.....	1019	1964
Most Hit by Pitch, Season.....	58	1974

★ ★ ★

HOME RUN RECORDS

Individual

Most Consecutive.....	4†	Don Baylor, Jul. 1, '75 vs. Bos. (A) (1) and Jul. 2, '75 vs. Det. (A) (3)
Most, Game.....	3	Boog Powell, Aug. 10, '63 and Jun. 27, '64, both vs. Was. (A) and Aug. 15, '66 vs. Bos. (A); Eddie Murray, Aug. 29, '79 vs. Min. (A) and Sep. 14, '80 vs. Tor. (A); Curt Blefary, Jun. 16, '67 vs. Cal. (A); Paul Blair, Apr. 29, '70 vs. Chi. (A); Bob Grich, Jun. 18, '74 vs. Min. (H); Don Baylor, Jul. 2, '75 vs. Det. (A)
Most, Game at M.S.....	3	Bob Grich, Jun. 18, '74 vs. Min.
Most, Game by Opp. at M.S.....	4	Rocky Colavito, Cle., Jun. 10, '59
Most, Game by Opp. on Road.....	3	Preston Ward, K.C., Sep. 9, '58
Most, Season.....	49	Frank Robinson, 1966
Most, Season by Rookie.....	27	Eddie Murray, 1977
Most, Season by Pitcher.....	6	Jack Harshman, 1958
Most Grand Slams, Season.....	5†	Jim Gentile, 1961
Most vs. One Opponent, Season.....	11	Frank Robinson (vs. Det.), 1966
Most Consec. Gs. Hit Home Run.....	6†	Reggie Jackson, Jul. 18 thru 23, '76
Most, Season at M.S.....	27	Frank Robinson, 1966
Most, Lifetime as Oriole.....	303	Boog Powell
Most, Lifetime at M.S.....	138	Brooks Robinson
Most, Season by Opp.....	9	Frank Howard, Was., 1968
Most, Season by Opp. at M.S.....	5	Rocky Colavito, Det., 1962
Most, Lifetime by Opp.....	68	Harmon Killebrew, Min.
Most, Lifetime by Opp. at M.S.....	30	Harmon Killebrew, Min.
Most, Pinch-Hit, Season.....	3	Whitey Herzog, 1962; Sam Bowens, 1967; Pat Kelly, 1979
Most, Game.....	7	May 17, '67 vs. Bos. (A)
Most, Game by Opp.....	6	Aug. 4, '56 by Chi. (A), Jun. 10, '59 by Cle. (H), Apr. 14, '79 by Mil. (A)
Most, Inning.....	4	May 17, '67 vs. Bos. (A) (Etchebarren, Bowens, Powell, D. Johnson)
Most, Succession.....	3 (4 times)	Apr. 30, '61 vs. Det. (A) (Gentile, Triandos, Hansen); Sep. 10, '65 vs. K.C. (H) (B. Robinson, Blefary, Adair); Sep. 4, '69 vs. Det. (A) (F. Robinson, Powell, B. Robinson); May 8, '79 vs. Oak. (H) (Murray, May, Roenicke)
Most, Game at M.S. Both Clubs.....	7	Jul. 26, '66 (Cle.-5, Bal.-2)
Most, Game by Pinch-Hitters, Both Clubs.....	2†	Sep. 15, '81 (Cle.-1, Bal.-1)
Most, Season.....	181	1979
Most, Season by Both Clubs at M.S.....	156	1980
Most vs. One Club, Season.....	32	(vs. Det., 18 games)
Most, Pinch-Hit, Season.....	7	1967

†Ties Major League record. *Included one in ALCS and one in WS.
**Ties American League record

LONG HOME RUNS/MEMORIAL STADIUM: The longest "measured" home run ever hit in Memorial Stadium was a 471' drive by Harmon Killebrew on May 24, 1964 off Milt Pappas over the hedge in left-center field. This exceeded by two feet the only other blast that has ever cleared the hedge. That was one by Boog Powell 469' to the same area off Boston's Don Swallow on June 22, 1962. Aside from these there have been three balls hit into the hedge (approximately 450'), by Mickey Mantle in 1954, by Powell in 1965 and by Frank Robinson in 1967.

Frank Robinson is the only player to have hit a ball completely out of Memorial Stadium. In the second game of a doubleheader with Cleveland on May 8, 1966, Frank hit a Luis Tiant offering over the left field stands and into the parking lot beyond, a drive that measured 451' on the fly and rolled to a stop 541' away from home plate.

TOP 10 MAJOR LEAGUE CAREER HOME RUN LEADERS

1. Henry L. Aaron (RHB)	755	7. James E. Foxx (RHB)	534
2. George H. Ruth (LHB)	714	8. Theodore S. Williams (LHB)	521
3. Willie H. Mays (RHB)	660	9. Willie L. McCovey (LHB)	521
4. Frank Robinson (RHB)	586	10. Edwin L. Mathews (LHB)	512
5. Harmon C. Killebrew (RHB)	573	10. Ernest Banks (RHB)	512
6. Mickey C. Mantle (SWB)	536		

BALTIMORE ORIOLES RECORDS

1954 thru 1981

GRAND SLAM HOME RUNS

Lifetime Grand Slams by Current Orioles (Site of Slam in Parentheses)

Total	At Bal.	Player
4	2	Eddie Murray (1) Apr. 28, '78 vs. Chi. (Chi.)—Lerrin LaGrow (2) Jul. 31, '79 vs. Mil. (Mil.)—Reggie Cleveland (3) Aug. 16, '81 vs. Chi. (Bal.)—Ross Baumgarten (4) Sep. 7, '81 vs. Cle. (Bal.)—Wayne Garland
3	1	Ken Singleton (1) Sep. 29, '74 vs. Phi. (Mil.)—Ron Schueler (2) May 22, '76 vs. Det. (Bal.)—Jim Crawford (3) Aug. 6, '77 vs. Cal. (Cal.)—Ken Brett
3	2	Terry Crowley (1) Jul. 23, '72 vs. K.C. (K.C.)—Roger Nelson (2) Sep. 9, '77 vs. Cle. (Bal.)—Larry Anderson (3) Aug. 5, '80 vs. Chi. (Bal.)—Lamar Hoyt
2	1	John Lowenstein (1) Jun. 24, '74 vs. N.Y. (N.Y.)—Mike Wallace (2) Jul. 24, '79 vs. Sea. (Bal.)—Odell Jones
1	0	Rick Dempsey Sep. 9, '79 vs. Bos. (Bos.)—Joel Finch
1	0	Gary Roenicke Sep. 18, '78 vs. Cle. (Cle.)—David Clyde
1	0	Dan Graham July 21, '80 vs. Min. (Min.)—Geoff Zahn
1	0	Jose Morales Jun. 19, '80 vs. Det. (Min.)—Dan Schatzeder
1	1	Lenn Sakata Sep. 6, '81 vs. Oak. (Bal.)—Dave Beard
1	1	Dan Ford Jun. 8, '79 vs. Det. (Cal.)—John Hiller

GRAND SLAMS BY ORIOLES

1954 thru 1981

Total	At Bal.	Player	Total	At Bal.	Player
7	4	Boog Powell	1	1	Frank Baker
6	2	Jim Gentile	1	0	Don Buford
6	4	Brooks Robinson	1	0	Jim Busby
5	3	Doug DeCinces	1	0	Mike Cuellar
5	5	Lee May	1	0	Rick Dempsey
5	1	Gus Triandos	1	1	Jim Dyck
4	2	Eddie Murray	1	1	Tito Francona
4	3	Pat Kelly	1	0	Dan Graham
3	2	Paul Blair	1	1	Dave Johnson
3	2	Curt Blefary	1	1	Bob Kennedy
3	2	Terry Crowley	1	0	Billy Klaus
3	1	Reggie Jackson	1	1	John Lowenstein
2	1	Ken Singleton	1	1	Curt Motton
2	1	Tommy Davis	1	0	Albie Pearson
2	1	Bobby Grich	1	1	Dave Philley
2	2	Elrod Hendricks	1	1	Merv Rettenmund
2	2	Dave McNally	1	0	Gary Roenicke
2	0	Frank Robinson	1	1	Lenn Sakata
2	0	Billy Smith	1	1	Dick Williams
2	1	Gene Woodling	1	0	Earl Williams
1	0	Luis Aparicio			
			91	49	Orioles Totals

GRAND SLAM NOTES

1981: The O's hit five grand slams in 1981 to lead the majors. No other club in either league had more than two. The O's hit all five within a period of just over 3 weeks (Aug. 15 thru Sep. 7) in the second half, all of them at Memorial Stadium. DOUG DeCINCES and EDDIE MURRAY each hit 2 (the only other major leaguer with as many as 2 was the Mets' DAVE KINGMAN), and LENN SAKATA hit his first lifetime (see details above).

There was a total of 34 bases loaded home runs hit last year, 20 in the A.L. and 14 in the N.L.

The Orioles' opposition hit two slams, both in the second half also: FRANK WHITE, K.C., at Baltimore (off JEFF SCHNEIDER) on Aug. 12 (1st game) and JEFF BURROUGHS, Sea., at Seattle (off DENNIS MARTINEZ) on Aug. 24.

Previous Years: The O's CLUB RECORD is 8—accomplished twice...in '70 including one each in ALCS & WS, and in '79 (all in regular season)...Individually, BOOG POWELL is the club lifetime leader with 7, but LEE MAY has hit the most at Memorial Stadium, 5.

JIM GENTILE hit 5 slams in 1961 to set an A.L. record and tie the major league standard set in 1955 by the Cubs' ERNIE BANKS.

GENTILE is one of 7 to have hit 2 in one game and was the first of 3 to do so on consecutive plate appearances. That event took place at Minnesota on May 9, '61 at Minnesota (off PETE RAMOS and PAUL GIEL).

Subsequently, the Tigers' JIM NORTHUP hit back-to-back slams in '68, then 2 years later the Orioles' FRANK ROBINSON hit consecutive

(Continued on page 10)

GRAND SLAM NOTES (Cont.)

slams at Washington (RFK Stadium) in the 5th and 6th innings on June 26, '70.

BROOKS ROBINSON blasted bases loaded homers in consecutive games in '62: on May 6 at Dodger Stadium vs. California (KEN McBRIDE) and May 9 at Baltimore vs. K.C. A's (ED RAKOW).

DAVE McNALLY, who hit one in the 3rd game of the '70 WS off Cincinnati's WAYNE GRANGER, remains the only pitcher ever to hit a world series slam. . . MIKE CUELLAR, on the other hand, is the only PLAYER to hit a grand slam in ALCS competition: at Minnesota off JIM PERRY in game one, 1970. . . The Dodgers' RON CEY and DUSTY BAKER are the only 2 to have hit slams in the NLCS (both in '77).

Opponents: In 28 years, the O's have "out-slammed" their opponents 91 to 59 (including a 49 to 27 edge in Memorial Stadium).

Seven opponents have hit two career slams against the O's (nobody has hit more), including three who have hit both in Memorial Stadium: ROY SIEVERS (Was.), BILL SKOWRON (N.Y.) and MIKE EPSTEIN (Was.). . . The other "two-timers" are RICO PETROCELLI (Bos.), RAY BOONE (Det.), DARRELL PORTER (Mil.), and COOKIE ROJAS (K.C.).

Grand Slam Gophers: A total of 7 opposing pitchers have yielded two grand slams each to the Orioles (no one has given up more than 2) . . . DON AASE of the Angels is the only active on that list (to LEE MAY on May 5, '79 and to DOUG DeCINCES on Aug. 27, '81, both in Baltimore).

Among Orioles' pitchers, MILT PAPPAS was the most generous. He gave up 6 bases loaded homers during his tenure in Baltimore while DAVE McNALLY was victimized 4 times. On the current pitching roster, only SAMMY STEWART has given up more than one (he yielded slams to BUMP WILLS and TONY ARMAS in '80). JIM PALMER, MIKE FLANAGAN, and TIPPY MARTINEZ have never thrown grand slam "gophers".

Attendance Notes (Cont.)

On the road, Baltimore drew 954,002 for 46 dates and was one of five American League clubs to average over 20,000 away from home. With the loss of 28 road dates due to the strike, the O's had the fewest away dates of any American League team. Due to that fact, the Birds failed to go over the million mark in road attendance for the first time since 1965, snapping a string of 15 consecutive million-plus seasons.

1981 ORIOLES ATTENDANCE vs. EACH OPPONENT

Opponent	AT BALTIMORE			ON THE ROAD		
	Dates	Attendance	Avg./Date	Dates	Attendance	Avg./Date
Boston	2	44,556	22,278	2	17,456	8,728
California	6	122,299	20,383	6	168,726	28,121
Chicago	6	79,023	13,171	2	17,554	8,777
Cleveland	4	50,387	12,597	2	8,669	4,335
Detroit	6	135,314	22,552	6	149,837	24,973
Kansas City	5	121,899	24,380	2	52,404	26,202
Milwaukee	3	53,027	17,676	3	65,984	21,995
Minnesota	3	29,898	9,966	3	21,883	7,294
New York	6	207,961	34,660	7	223,822	31,975
Oakland	6	104,086	17,348	5	132,820	26,564
Seattle	3	27,771	9,257	3	26,038	8,679
Texas	—	—	—	2	33,378	16,689
Toronto	3	48,026	16,009	3	35,431	11,810
Totals	53	1,024,247	19,325	46	954,002	20,739

ORIOLES AND THE RE-ENTRY DRAFT

Year	O's Players Eligible	Signed With
1976	Wayne Garland (p) Bobby Grich (2b) Reggie Jackson (of) Royle Stillman (of)	Cleveland California New York (AL) Chicago (AL)
1977	Dick Drago (p) Ross Grimsley (p) Elliott Maddox (of)	Boston Montreal New York (NL)
1978	Al Bumbry (of)	Baltimore
1979	Don Stanhouse (p)	Los Angeles
	Players Signed by O's	Previous Club
1976	Billy Smith (if)	California
1978	Steve Stone (p) Al Bumbry (of)	Chicago (AL) Baltimore
1980	Jim Dwyer (of) Jose Morales (dh-c)	Boston Minnesota

BALTIMORE ORIOLES RECORDS 1954 thru 1981

PITCHING

Individual

Most Strikeouts, Game	14*	Bob Turley, 4/21/54 vs. Cle. (H)
		Connie Johnson, 9/2/57 vs. N.Y. (H)
Most Bases on Balls, Game	12†	Jack Fisher, 8/4/61 vs. L.A. (A) (9 inn.)
Most Innings Pitched, Game	16	Jerry Walker, 9/11/59* vs. Chi. (H)
Most Consecutive Shutout Innings	36	Hal Brown, 1961
Most Consecutive Shutouts	3	Jack Fisher, 1960; Hal Brown, 1961; Milt Pappas, 1964; Tom Phoebus, 1967; Jim Palmer, 1978.
Most Consecutive Wins	17	Dave McNally, 9/22/68 to 8/3/69
Most Consecutive Wins, One Season	15	Dave McNally, 1969
Most Wins Over One Club, Season	6	Wally Bunker, vs. K.C., 1964
Most Losses to One Club, Season	5	Don Larsen, to Chi., 1954; Joe Coleman, to N.Y., 1954; Jim Wilson, to Cle., 1955
Most Wins by Opponent, Season	6	Bud Daley, K.C., 1959; 5—Pat Dobson, Cle., 1976; Joe Coleman, Det., 1973 (most since 1961 expansion)
Most Losses by Opponent, Season	5	Ned Garver, K.C., 1957; Dick Stigman, Min., 1963; Stan Williams, Cle., 1969; "Catfish" Hunter, N.Y., 1976

* Club record is 21 set by 5 pitchers (Barber, Bunker, Watt, E. Fisher, S. Miller) on 6/4/67 vs. Was. (H) (19 inns.).

† Club record is 14 set on 4/30/68 by Howard (6), Brabender (5) and Watt (3).

Individual Pitching—By Season

Record	Name	Year
Most Games	71	Stu Miller, 1963
Most Games Started	40	Dave McNally, 1969-70
		Mike Cuellar, 1970
		Mike Flanagan, 1978
Most Complete Games	25	Jim Palmer, 1975
Most Games Finished	59	Stu Miller, 1963
Most Wins	25	Steve Stone, 1980
Most Losses	21	Don Larsen, 1954
Best Won-Lost Pct.	.808 (21-5)	Dave McNally, 1971
Most Bases on Balls	181	Bob Turley, 1954
Most Strikeouts	202	Dave McNally, 1968
Most Innings Pitched	323	Jim Palmer, 1975
Most Shutouts	10	Jim Palmer, 1975
Most Home Runs Allowed	35	Robin Roberts, 1963
Lowest E.R.A.	1.95	Dave McNally, 1968
Most Saves	26	Tim Stoddard, 1980
Most Wins, Reliever	14	Stu Miller, 1965
Most Relief Points	38	Stu Miller, 1965

Club Pitching

Most Consecutive Shutouts	5*	9/2* thru 9/6/74 (Grimsley, Cuellar, Palmer, McNally, Cuellar)
Most Consecutive Shutout Innings	54*	9/1 (from 9th inn.) to 9/7/74 (thru 8th inn.)
Most Complete Games, Season	71	1971
Most Consecutive Complete Games, Season	7	1968
Most Shutouts, Season	21	1961
Most Strikeouts, Season	1070	1966
Most Bases on Balls, Season	688	1954
Fewest Bases on Balls, Season	395	1972
Lowest E.R.A., Season	2.53	1972

* American League record (see page 166 for more details).

★ ★ ★

20-Game Winners

Year	Pitcher	Record	Year	Pitcher	Record
1963	Steve Barber	20-13	1973	Jim Palmer	22-9
1968	Dave McNally	22-10	1974	Mike Cuellar	22-10
1969	Dave McNally Mike Cuellar	20-7 23-11	1975	Jim Palmer Mike Torrez	23-11 20-9
1970	Dave McNally Mike Cuellar Jim Palmer	24-9 24-8 20-10	1976	Jim Palmer Wayne Garland	22-13 20-7
1971	Dave McNally Mike Cuellar Jim Palmer Pat Dobson	21-5 20-9 20-9 20-8	1977	Jim Palmer	20-11
			1978	Jim Palmer	21-12
			1979	Mike Flanagan	23-9
1972	Jim Palmer	21-10	1980	Steve Stone Scott McGregor	25-7 20-8

ORIOLES PITCHING (Cont.)

Notes On 20-Game Winners

The Orioles produced at least one 20-game winner for 13 consecutive seasons from '68 thru '80 to establish a new major league record. The O's shared the previous mark with the New York Giants, who had Christy Mathewson to produce twelve straight 20-win seasons from 1903-14.

With the shortened season (105 games), the O's leading winner in '81 was Dennis Martinez, who tied four other pitchers (Steve McCatty and Mike Norris of Oakland; Pete Vuckovich of Milwaukee; Tom Seaver of Cincinnati) for the major league lead with 14 victories. It marked the third year in a row that a Baltimore pitcher had led or tied for the major league lead in wins (Flanagan's 23 wins in '79 and Stone's 25 victories in '80 each topped the majors).

In 1971 four Baltimore pitchers reached the 20-win plateau. The only other fourtime in the entire history of major league baseball to have achieved the feat were four hurlers from the 1920 White Sox (51 years earlier): Urban "Red" Faber-23, Claude Williams-22, Dickie Kerr-21 and Ed Cicotte-21. Despite that achievement, the White Sox finished second that year, two games behind Cleveland.

The four Orioles all won their 20th games within six days: McNally was the first on 9/21; then in a series in Cleveland, the other three joined him: Cuellar (9/24-1st game-clinched division title), Dobson (9/24-2nd game), and Palmer (9/26).

Stone is the earliest 20-game winner in club history, winning his 20th game on August 19 en route to team record 25 victories in '80. Three other Orioles' hurlers have recorded their 20th wins in August: McNally (8/25) and Cuellar (8/27) in '71 and Palmer (8/30) in '75.

★ ★ ★

No-Hit Games (4)

Hoyt Wilhelm, vs. N.Y., 9/20/58 (H)
 Steve Barber-Stu Miller, vs. Det., 4/30/67 (H)
 Tom Phoebus, vs. Bos., 4/27/68 (H)
 Jim Palmer, vs. Oak., 8/13/69 (H)

One-Hit Games (23)

Joe Coleman, vs. N.Y., 9/9/54 (H)
 §C. Johnson-G. Zuverink, vs. Chi., 6/21/56 (A)
 Hoyt Wilhelm, vs. N.Y., 5/22/59 (H)
 Hal Brown, vs. N.Y., 6/1/60 (H)
 Steve Barber, vs. K.C., 7/28/60 (H)
 Billy Hoelt, vs. Was., 8/19/61 (A)
 Wally Bunker, vs. Was., 5/5/64 (H)

* Orioles lost, 2-1, when Tigers scored twice in top of 9th inning . . . First Detroit run scored on Barber's wild pitch and deciding run scored on error.

§ Johnson and Zuverink were beaten by Jack Harshman who also pitched one-hitter. . . Bertaina defeated Bob Meyer who also threw one-hitter. . . Score in both games was 1-0.

NO-HITTERS BY OPPONENTS

Two no-hitters have been pitched against the Orioles in the 28 years they have been back in the American League, both by the Angels. Bo Belinsky was the first, on May 5, '62 at Dodger Stadium, winning 2-0 over Steve Barber . . . In 1975 Nolan Ryan no-hit the Orioles on June 1 at Anaheim Stadium, defeating Ross Grimsley, 1-0.

BIGGEST LIFETIME WINNERS-LOSERS vs. ORIOLES

Winners: Whitey Ford, the Yankee Hall of Famer, still holds the distinction of having beaten the Orioles more often than any other even though he has been retired since '67. . . Ford was 30-16 lifetime against the Birds.

He is followed by "Catfish" Hunter (26-24), Mickey Lolich (25-19), Billy Pierce (23-11), Early Wynn and Frank Sullivan (both 21-8), Jim Kaat (21-21), Earl Wilson (20-9), Luis Tiant (20-21), Jim Perry (20-22) and Camilo Pascual (20-23).

Losers: Hunter, the second biggest winner against the O's, is also the biggest loser (24). . . It wasn't always thus. . . At one time, he was 23-16 vs. the O's, then lost eight of his last 11 decisions (from '76 thru '78, and had no record in '79).

Others oft-beaten by the Birds are Tiant and Jim Perry (22), Fritz Peterson (14-21), Kaat (21), Lolich (19) and Sam McDowell (9-19). . . Probably the least successful opponent was Jim Colborn, formerly of Milwaukee, K.C., and Seattle, who was 3-17 lifetime. . . Rudy May is 3-13, Len Barker 2-7, Milt Wilcox 1-9, Geoff Zahn 1-8. . . However, Wilcox (Sept. 21) and Zahn (Aug. 20) each recorded their first lifetime wins against the Orioles in '81.

ORIOLES CAREER PITCHING LEADERS

ERA (500 or more Innings)	STRIKEOUTS	GAMES
S. Miller 2.37	Palmer 2,071	Palmer 503
Wilhelm 2.42	McNally 1,476	McNally 412
Watt 2.73	Cuellar 1,011	Watt 363
Palmer 2.7799	Pappas 944	Hall 342
Dobson 2.7818	Barber 918	S. Miller 297
O'Dell 2.87	Flanagan 769	Cuellar 290
Hall 2.89	Phoebus 578	Pappas 264
Hardin 2.95	D. Martinez 529	Barber 253
Phoebus 3.06	Estrada 517	T. Martinez 240
Roberts 3.09	Hall 499	G. Jackson 209
WINS	INNINGS	SHUTOUTS
Palmer 248	Palmer 3,626	Palmer 51
McNally 181	McNally 2,653	McNally 33
Cuellar 143	Cuellar 2,028	Cuellar 30
Pappas 110	Pappas 1,632	Pappas 26
Barber 95	Barber 1,415	Barber 19
Flanagan 85	Flanagan 1,244	Flanagan 13
D. Martinez 66	D. Martinez 1,042	McGregor 13
Hall 65	H. Brown 1,032	Phoebus 11
McGregor 64	McGregor 949	H. Brown 9
H. Brown 62	Grimsley 848	Dobson 7
LOSSES	SAVES (75 rule applied)	WON-LOST PCT. (50 or more decisions)
Palmer 140	S. Miller 88	Stone 656 (40-21)
McNally 113	Watt 72	Palmer 639 (248-140)
Cuellar 88	Hall 51	McGregor 627 (64-38)
Barber 75	T. Martinez 46	Bunker 620 (44-27)
Pappas 74	Stanhouse 45	Cuellar 619 (143-88)
Flanagan 59	G. Jackson 39	Hall 619 (65-40)
H. Brown 48	Stoddard 36	McNally 616 (181-113)
D. Martinez 45	Wilhelm 35	Pappas 598 (110-74)
Grimsley 43	Richert 29	D. Martinez 595 (66-45)
Estrada 41	Drabowsky 23	Flanagan 590 (85-59)

COMPLETE GAMES: Palmer-203; Cuellar-133; McNally-120; Pappas-81; Flanagan- 67; Barber-53; D. Martinez-50; McGregor-41; Grimsley-38; Dobson-31

ORIOLES' "HALL OF FAME"

The Orioles' "Hall of Fame" was created in '77 by the Oriole Advocates in cooperation with the ballclub to honor the outstanding players, managers and coaches to have represented the Orioles during the modern major league era, from '54 to the present.

Since that time, 5 players have been inducted, by vote of selected writers, announcers and veteran members of the Oriole Advocates: Brooks and Frank Robinson ('77), Dave McNally ('78), Boog Powell ('79) and Gus Triandos ('81). It is expected that at least one more former Oriole will be added this summer.

To become a member, a candidate must be mentioned on 75% of the ballots cast. To qualify for nomination, he must have spent at least 3 seasons with the Orioles and can no longer be with the club in the same capacity in which he is being considered.

Inductees are presented with a full size replica of their Orioles' lockers and duplicates of these are permanently displayed in the Hit 'n Run Club at Memorial Stadium.

Instrumental in making the Orioles' Hall of Fame a reality were Allen Barrett and Jack Buckley, both past presidents of the Oriole Advocates. . . The chairman of the Hall of Fame Committee this year is Ted Mitchell, also a past president of the Oriole Advocates.

FRANK ELECTED TO BASEBALL HALL OF FAME

In January Frank Robinson became the second modern Oriole to be elected to the Baseball Hall of Fame at Cooperstown, joining Robin Roberts who was so honored in '76. . . Frank who was named on 370 of 415 votes cast (89.1%) will be inducted into the Hall on Sunday, August 1 along with Hank Aaron (406 of 415, 98.2%). Frank and Aaron were only the 12th & 13th players elected to the "Hall" in their 1st year of eligibility (exclusive of the 5 named in the 1st election).

JIM HENNEMAN'S SIMPLIFIED MAGIC NUMBER CALCULATING SYSTEM

For trailing club—add games won plus games left, then add one. Subtract number of games won by first place team. That's the magic number.

BALTIMORE ORIOLES RECORDS

1954 thru 1981

FIELDING

Club—By Season

Most Double Plays.....	189	1977	Most Passed Balls.....	49†	1959
Most Errors.....	167	1955	Highest Fielding Pct.....	.9849†	1980
Fewest Errors.....	95*	1964	Most Consecutive		
Most Errorless Games.....	92**	1980	Errorless Games.....	10	1962

* Major League record—tied with 1977 Cincinnati Reds

** American League record

† Major League record

‡ Modern Major League record (since 1900)

Individual A. L. and M. L. Fielding Records

SECOND BASE

Most Consec. Errorless Games, Season.....	86 (AL)	Rich Dauer (Apr. 10 thru Sep. 29, '78)
Most Consec. Errorless Games, League.....	89 (AL)	Jerry Adair (July 22, '64 thru May 6, '65)
Most Consec. Errorless Chances, Season.....	425 (ML)	Rich Dauer (Apr. 10 thru Sep. 30 (part), '78)
Most Consec. Errorless Chances, League.....	458 (ML)	Jerry Adair (July 22, '64 thru May 6, '65)
Highest Fielding Avg., Season.....	.995 (ML)	Bobby Grich '73
(150 or more games)		
Fewest Errors, Season.....	5* (ML)	Jerry Adair '64
(150 or more games)		Bobby Grich '73

THIRD BASE

Most Seasons.....	23 (ML)	B. Robinson
Highest Fielding Avg., Lifetime.....	.971 (ML)	B. Robinson
(1,000 or more games)		
Most Games, Lifetime.....	2,870 (ML)	B. Robinson
Most Putouts, Lifetime.....	2,697 (ML)	B. Robinson
Most Assists, Lifetime.....	6,205 (ML)	B. Robinson
Most Chances, Lifetime.....	8,902 (ML)	B. Robinson
Most Double Plays, Lifetime.....	618 (ML)	B. Robinson
Most Yrs. Leading Lge. in Fldg. Avg.....	11 (AL)	B. Robinson
Most Yrs. Leading Lge. in Games.....	8 (ML)	B. Robinson
Most Yrs. Leading Lge. in Assists.....	8 (ML)	B. Robinson
Most Yrs. Leading Lge. in Chances.....	8† (AL-tie)	B. Robinson
Most Games, Season.....	163 (AL)	B. Robinson

SHORTSTOPS

Highest Fielding Avg., Lifetime.....	.977 (AL)	M. Belanger
(1,000 or more games)		

OUTFIELDERS

Highest Fielding Avg., Season.....	1.000† (ML-tie)	Russ Snyder '65
(100 or more games)		Gary Roenicke '80

CATCHERS

Most Passed Balls, Inning.....	3† (AL)	Gus Triandos (5/4/60), Myron Ginsberg (5/10/60), Charlie Lau (6/14/62)
--------------------------------	---------	--

* Also held by Joe Morgan (Cin.) 1977

† Also held by Frank "Home Run" Baker

‡ Held by many

VISITING CLUBS' HOTELS IN BALTIMORE '82

City	Hotel	Area	Telephone
BOSTON	Cross Keys Inn.....	(301)	532-6900
CALIFORNIA	Cross Keys Inn.....	(301)	532-6900
CHICAGO	Hyatt Regency (1st Trip).....	(301)	528-1234
	Cross Keys Inn (2nd Trip).....	(301)	532-6900
CLEVELAND	Hyatt Regency (1st Trip).....	(301)	528-1234
	Hilton-Downtown (2nd Trip).....	(301)	752-1100
DETROIT	Hyatt Regency.....	(301)	528-1234
KANSAS CITY	Hyatt Regency (1st Trip).....	(301)	528-1234
	Cross Keys Inn (2nd Trip).....	(301)	532-6900
MILWAUKEE	Cross Keys Inn.....	(301)	532-6900
MINNESOTA	Hilton-Downtown.....	(301)	752-1100
NEW YORK	Cross Keys Inn.....	(301)	532-6900
OAKLAND	Hyatt Regency (1st Trip).....	(301)	528-1234
	Cross Keys Inn (2nd Trip).....	(301)	532-6900
SEATTLE	Cross Keys Inn.....	(301)	532-6900
TEXAS	Hyatt Regency (1st Trip).....	(301)	528-1234
	Cross Keys Inn (2nd Trip).....	(301)	532-6900
TORONTO	Cross Keys Inn.....	(301)	532-6900

ORIOLES' TOP PERFORMANCES BY MONTH

HOME RUNS

15 Jim Gentile	Aug. '61	31 Doug DeCinces	July '78
13 Frank Robinson	July '66	Boog Powell	July '69
12 Frank Robinson	Aug. '66	Jim Gentile	Aug. '61
11 Eddie Murray	June '78	Eddie Murray	Sep. '80
Boog Powell	Aug. '66	29 Frank Robinson	July '66
Boog Powell	July '69	Boog Powell	July '70

RUNS BATTED IN

BALTIMORE ORIOLES RECORDS

1954 thru 1981

GENERAL CLUB RECORDS

Longest Win Streak.....	14	{ Sep. 20, '70 thru Apr. 10, '71
		{ Aug. 12, '73 thru Aug. 27, '73
Longest Win Streak (Season).....	14	Aug. 12, '73 thru Aug. 27, '73
Longest Losing Streak.....	14	Aug. 11 thru Aug. 25, '54
Longest Game, by Innings.....	19	Jun. 4, '67 vs. Was. (H)
Longest Game, by Time.....	5:27	Aug. 25, '68 vs. Bos. (H), (18 inn.)
		(Bal. 3, Bos. 2)
	3:47	Aug. 14, '55 vs. N.Y. (H) (9 inn.)
		(Bal. 6, N.Y. 20)
Shortest Game, by Time.....	1:32	Sep. 26, '62 vs. K.C. (H)
Most Players Used, Game.....	24	Sep. 7, '58 vs. Bos. (H) (10 inn.)
Most Players Used Both Clubs, Game.....	42	Jun. 23, '54 vs. Bos. (H) (17 inn.)
Most Wins Over One Club, Season.....	{ 16	vs. K.C. A's ('57) and Bos. ('60)
	{ 15	vs. Was. ('63)—(since expansion)
		vs. N.Y. ('66)—(since expansion)
Most Consecutive Wins Over One Club.....	23†	vs. K.C. (May 10, '69 thru Aug. 2, '70)
Most Losses to One Club, Season.....	19	to Cle. ('54, '55), to N.Y. ('55)
Most Night Games Won, Season.....	79†	1980

† Major League record

TRIPLE PLAYS

After completing a triple play in each of three consecutive seasons ('77 thru '79), the Orioles have been shutout in that department the last two years. The club had executed just five triple plays in their first 23 years in Baltimore.

The Birds' last two triple plays ('78 & '79) were of the "around the horn" variety involving Doug DeCinces, Rich Dauer, and Eddie Murray. Brooks Robinson started the other three Orioles' "around the horn" triple plays, all in a five-year span from 1969-73. The complete list of O's triple plays:

- Jun. 10, '79—at Bal.—Buddy Bell "gitp"...5-4-3 (D. DeCinces, R. Dauer, E. Murray).
- Sep. 9, '78—at Tor.—Rick Cerone "gitp"...5-4-3 (D. DeCinces, R. Dauer, E. Murray).
- Jun. 3, '77—at K.C. John Watham hit a sac fly to Pat Kelly in right. Fred Patek was caught off 1st and was out, Kelly to Mark Belanger to Billy Smith back to Belanger. Belanger then noticed Dave Nelson standing off 3rd base. He ran at him and tagged him out, completing the game-ending triple play and giving the O's a 7-6 win—9-6-4-6-6.
- Sep. 29, '73—at Det.—Frank Howard "gitp"...5-4-3 (B. Robinson, B. Grich, T. Crowley).
- Jul. 7, '73—vs. Oak. at Bal.—Gene Tenace "gitp"...5-4-3 (B. Robinson, B. Grich, E. Cabell).
- Aug. 6, '69—vs. K.C. at Bal.—Eliseo Rodriguez "gitp"...5-4-3 (B. Robinson, D. Johnson, B. Powell).
- Apr. 9, '59—at Was.—Ed Fitzgerald line drive...3-6-3 (B. Boyd, C. Carrasquel, B. Boyd).
- Aug. 3, '55—vs. K.C. at Bal.—Art Ceccarelli "gidp" then runner was thrown out at home...3-6-2 (G. Triandos, W. Miranda, H. Smith).

The Orioles have hit into 13 triple plays in 27 seasons, the last victim being Gary Roenicke against Oakland at Baltimore on May 7, '79. He grounded to third baseman Wayne Gross, who started an "around the horn" 5-4-3 triple play, the first executed against the Orioles since 1972. On four of the 13 occasions that Birds' opponents have completed triple plays, Brooks Robinson has been the batter. Brooks grounded into one, lined into another, and two were "gidp's", with a runner then being thrown out between third and home.

BIRDS' FIRST GAME IN BALTIMORE IN '54

The modern American League Orioles made their Baltimore debut in Memorial Stadium on April 15, 1954 before a crowd of 46,354 including Vice President Richard M. Nixon who threw out the first ball. Behind the seven hit pitching of Bob Turley who fanned nine, the Orioles of Jimmy Dykes defeated Paul Richards' White Sox, 3-1, in Baltimore's first American league game in 52 years. Chico Carrasquel, the Chicago shortstop, was the first to bat in the new stadium and singled off Turley.

Clint Courtney won the distinction of hitting the first home run in the brand new stadium (built on the site of the previous municipally owned ballpark used by the International League O's). It was a bases empty blast off Virgil Trucks who also yielded a solo homer to Vern Stephens in that game was: Bobby Young, 2b; Eddie Waitkus, 1b; Gil Coan, cf; Vic Wertz, rf; Sam Mele, lf; Stephens, 3b; Billy Hunter, ss; Courtney, c and Turley, p.

Many have forgotten that the O's opened that first season on the road, at Detroit, where Don Larsen lost to Steve Gromek, 3-0, on April 13 (the Birds' first game ever). The next day at Tiger Stadium (Apr. 14) Duane Pillette gave the O's their first victory, a 3-2 decision over Ray Herbert.

ALL TIME ORIOLES ROSTER MANAGERS, COACHES AND PLAYERS

1954 thru 1981

MANAGERS

BAUER, Hank ('64-'68)
DYKES, Jimmie ('54)
HARRIS, Luman (Sep. '61)
HITCHCOCK, Bill ('62-'63)
RICHARDS, Paul ('55-'61)
WEAVER, Earl (July, '68-)

COACHES

ADAIR, Jimmy ('60-'61)
APPLING, Luke ('63)
BAMBERGER, George ('68-'77)
BAUER, Hank ('63)
BRECHEN, Harry ('54-'67)
BUSBY, Jim ('61)
ERMER, Cal ('62)
FREY, Jim ('70-'79)
HARRIS, Luman ('55-'61)
HENDRICKS, Elrod ('78-)
HOSCHKEIT, Vern ('68)
HUNTER, Bill ('64-'77)
JOHNSON, Darrell ('62)
LOLLAR, Sherman ('64-'67)
LAU, Charlie ('69)
MILLER, Ray ('78-)
OLIVER, Tom ('54)
RIPKEN, Cal ('76-)
ROBINSON, Brooks ('77)
ROBINSON, Eddie ('59)
ROBINSON, Frank ('78-'80)
ROWE, Ralph ('81-)
SCARBOROUGH, Ray ('68)
SKAFF, Frank ('54)
STALLER, George ('62, '68-'75)
VINCENT, Al ('55-'59)
WEAVER, Earl ('68)
WILLIAMS, Jimmy ('81-)
WOODLING, Gene ('64-'67)

PLAYERS

A
ABRAMS, Cal ('54-'55)
ADAIR, Jerry ('58-'66)
ADAMS, Bobby ('56)
ADAMSON, Mike ('67-'69)
ALEXANDER, Bob ('55)
ALEXANDER, Doyle ('72-'76)
ANDERSON, John ('60)
ANDERSON, Mike ('78)
APARICIO, Luis ('63-'67)
AVILA, Bobby ('59)
AYALA, Benny ('79-)

B
BAILOR, Bob ('75-'76)
BAKER, Frank ('73-'74)
BAMBERGER, George ('59)
BARBER, Steve ('60-'67)
BARKER, Ray ('60)
BARNOWSKI, Ed ('65-'66)
BAYLOR, Don ('70-'75)
BEAMON, Charlie ('56-'58)
BEENE, Fred ('68-'70)
BELANGER, Mark ('65-'81)
BERRY, Connie ('54)
BERTAUNA, Frank ('64-'67, '69)
BESANA, Fred ('56)
BICKFORD, Vern ('54)
BIRNER, Werner ('Babe') ('56)
BLAIR, Paul ('64-'76)
BLEFARY, Curt ('65-'68)
BLYZKA, Mike ('54)
BODDICKER, Mike ('80-)
BONNER, Bob ('80-)
BOSWELL, Dave ('71)
BOWENS, Sam ('63-'67)
BOYD, Bob ('56-'60)
BRABENDER, Gene ('66-'68)
BRANDT, Jack ('60-'65)
BREEDING, Marv ('60-'62)
BRIDEWESER, Jim ('54-'57)
BILES, Nelson ('77-'78)
BROWN, Dick ('63-'65)
BROWN, Hal ('55-'62)
BROWN, Larry ('73)
BRUNET, George ('63)
BUFORD, Don ('68-'72)
BUMBRY, Al ('72-)
BUNKER, Wally ('63-'68)
BURKE, Leo ('58-'59)
BURNSIDE, Pete ('63)
BUSBY, Jim ('57-'58, '60-'61)
BUZHARDT, John ('67)
BYRD, Harry ('55)

C
CABELL, Enos ('72-'74)
CARRASQUEL, Chico ('59)

CARREON, Camilo ('66)
CASTLEMAN, Foster ('58)
CAUSEY, Wayne ('55-'57)
CECCARELLI, Art ('57)
CHAKALES, Bob ('54)
CHEVEZ, Tony ('77)
CHISM, Tom ('79)
CIMOLI, Gino ('64)
COAN, Gil ('54-'55)
COGGINS, Rich ('72-'74)
COLEMAN, Joe ('54-'55)
COLEMAN, Walter "Rip" ('59-'60)
CONSUEGRA, Sandy ('56-'57)
COREY, Mark ('79-)
COURTNEY, Clint ('54, '60-'61)
COX, Billy ('55)
CRISCIONE, Dave ('77)
CROWLEY, Terry ('69-'73, '76, '77-)
CUELLAR, Mike ('69-'76)

D
DAGRES, Angelo ('55)
DALRYMPLE, Clay ('69-'71)
DAUER, Rich ('76-)
DAVANON, Jerry ('71)
DAVIS, Tommy ('72-'75)
DeCINCES, Doug ('73-'81)
DELOCK, Ike ('63)
DEMPEY, Rick ('76-)
DIERING, Chuck ('54-'56)
DILLMAN, Bill ('67)
DIMMEL, Mike ('77-'78)
DOBSON, Pat ('71-'72)
DORISH, Harry ('55-'56)
DRABOWSKY, Moe ('66-'68, '70)
DRAGO, Dick ('77)
DROPO, Walt ('59-'61)
DUKES, Tom ('71)
DUNCAN, Dave ('75-'76)
DUREN, Ryne ('54)
DURHAM, Joe ('54, '57)
DWYER, Jim ('81-)
DYCK, Jim ('55-'56)

E
EPSTEIN, Mike ('66-'67)
ESSEGAN, Chuck ('61)
ESTRADA, Chuck ('60-'64)
ETCHEBARREN, Andy ('62, '65-'75)
EVERS, Walter "Hoot" ('55-'56)

F
FARMER, Ed ('77)
FERNANDEZ, Chico ('68)
FERRARESE, Don ('55-'57)
FINIGAN, Jim ('59)
FIORE, Mike ('68)
FISHER, Eddie ('66-'67)
FISHER, Jack ('59-'62)
FISHER, Tom ('67)
FLANAGAN, Mike ('75-)
FLINN, John ('78-'79)
FLOYD, Bob ('68-'70)
FOILES, Hank ('61)
FORD, Dave ('78-)
FORNIELES, Mike ('56-'57)
FOX, Howie ('54)
FRANCONA, Tito ('56-'57)
FRAZIER, Joe ('56)
FREED, Roger ('70)
FRIDLEY, Jim ('54)
FULLER, Jim ('73-'74)

G
GAINES, Joe ('63-'64)
GARCIA, Kiko ('76-'80)
GARCIA, Vinicio ('54)
GARDNER, Billy ('56-'59)
GARLAND, Wayne ('73-'76)
GASTALL, Tom ('55-'56)
GENTILE, Jim ('60-'63)
GILLIFORD, Paul ('67)
GINSBERG, Joe ('56-'60)
GOODMAN, Billy ('57)
GRAHAM, Dan ('80-)
GRAY, Ted ('55)
GREEN, Gene ('60)
GREEN, Lenny ('57-'59, '64)
GRICH, Bob ('70-'76)
GRIMSLEY, Ross ('74-'77)

H
HADDIX, Harvey ('64-'65)
HALE, Bob ('55-'59)
HALL, Dick ('61-'66, '69-'71)
HAMRIC, Bert ('58)
HANEY, Larry ('66-'68)
HANSEN, Ron ('58-'62)
HARDIN, Jim ('67-'71)

ALL TIME ORIOLES ROSTER PLAYERS

1954 thru 1981

HARLOW, Larry ('75, '77-'79)
HARPER, Tommy ('76)
HARRISON, Bob ('55-'56)
HARRISON, Roric ('72)
HARSHMAN, Jack ('58-'59)
HARTZELL, Paul ('80)
HATTON, Grady ('56)
HAZEWOOD, Drungo ('80)
HEARD, Jehosie ('54)
HELD, Mel ('56)
HELD, Woodie ('66-'67)
HENDRICKS, Elrod ('68-'72, '73-'76, '78-'79)

HERZOG, Dorel "Whitey" ('61-'62)
HOEFT, Billy ('59-'62)
HOLDSWORTH, Fred ('76-'77)
HOLTZMAN, Ken ('76)
HOOD, Don ('73-'74)
HOUTTEMAN, Art ('57)
HOWARD, Bruce ('68)
HUNTER, Bill ('54)
HUTTO, Jim ('75)
HYDE, Dick ('61)

J
JACKSON, Grant ('71-'76)
JACKSON, Lou ('64)
JACKSON, Reggie ('76)
JEFFERSON, Jesse ('73-'75)
JOHNSON, Bob ('63-'67)
JOHNSON, Connie ('56-'58)
JOHNSON, Darrell ('62)
JOHNSON, Dave ('65-'72)
JOHNSON, David ('74-'75)
JOHNSON, Don ('55)
JOHNSON, Ernie ('59)
JONES, Gordon ('60-'61)
JONES, Sam ('64)

K
KELL, George ('56-'57)
KELLERT, Frank ('54)
KELLY, Pat ('77-'80)
KENNEDY, Bob ('54-'55)
KERRIGAN, Joe ('78, '80)
KIRKLAND, Willie ('64)
KLAUS, Billy ('59-'60)
KNOWLES, Darold ('65)
KOKOS, Dick ('54)
KOSLO, Dave ('54)
KRENCHICKI, Wayne ('79-'81)
KRETLOW, Lou ('54-'55)
KRYHOSKI, Dick ('54)
KUZAFA, Bob ('54-'55)

L
LANDRITH, Hobie ('62-'63)
LARSEN, Don ('54, '65)
LAU, Charlie ('61-'63, '64-'67)
LEHEW, Jim ('61-'62)
LEHMAN, Ken ('57-'58)
LENHARDT, Don ('54)
LEONHARD, Dave ('67-'72)
LEPPERT, Don ('55)
LITTLEFIELD, Dick ('54)
LOCKE, Charlie ('55)
LOCKMAN, Whitey ('59)
LOES, Billy ('56-'59)
LOPAT, Eddie ('55)
LOPEZ, Carlos ('78)
LOPEZ, Marcelino ('67, '69-'70)
LOWENSTEIN, John ('79-)
LUEBBER, Steve ('81)
LUEBKE, Dick ('62)

M
MABE, Bobbie ('60)
MADDOX, Elliott ('77)
MAJESKI, Hank ('55)
MARQUIS, Roger ('55)
MARSH, Fred ('55-'56)
MARSHALL, Jim ('58)
MARTIN, Morrie ('56)
MARTINEZ, Dennis ('76-)
MARTINEZ, Tippy ('76-)
MATCHICK, Tom ('72)
MAXWELL, Charlie ('55)
MAY, Dave ('67-'70)
MAY, Lee ('75-'80)
MAY, Rudy ('76-'77)
MELE, Sam ('54)
MIKISIS, Eddie ('57-'58)
MILLER, Bill ('55)
MILLER, Dyer ('75-'77)
MILLER, John ('62, '63, '65-'67)
MILLER, Randy ('77)
MILLER, Stu ('63-'67)
MIRANDA, Willie ('55-'59)
MITCHELL, Paul ('75)

MOELLER, Ron ('56, '58)
MOLINARO, Bob ('79)
MOORE, Ray ('55-'57)
MORA, Andres ('76-'78)
MORALES, Jose ('81-)
MORRIS, John ('68)
MOSS, Les ('54-'55)
MOTTON, Curt ('67-'71, '73-'74)
MURRAY, Eddie ('77-)
MURRAY, Ray ('54)
MUSER, Tony ('75-'77)

Mc
McCORMICK, Mike ('63-'64)
McDONALD, Jim ('55)
McGREGOR, Scott ('76-)
McGUIRE, Mickey ('62, '67)
McNALLY, Dave ('62-'74)

N
NARUM, Buster ('63)
NELSON, Bob ('55-'57)
NELSON, Roger ('68)
NICHOLSON, Dave ('60, '62)
NIEMAN, Bob ('56-'59)
NORDBROOK, Tim ('74-'76)
NORTHUP, Jim ('74-'75)

O
OATES, Johnny ('70-'72)
O'DELL, Billy ('54, '56-'59)
O'DONOGHUE, John ('68)
OERTEL, Chuck ('58)
OLIVER, Bob ('74)
ORSINO, John ('63-'65)

P
PAGAN, Dave ('76)
PALICA, Erv ('55-'56)
PALMER, Jim ('65-'67, '69-)
PAPA, John ('61-'62)
PAPPAS, Milt ('57-'65)
PARROTT, Mike ('77)
PATTON, Tom ('57)
PEARSON, Albie ('59-'60)
PENA, Orlando ('71, '73)
PETERSON, Buddy ('57)
PHILLEY, Dave ('55-'56, '60-'61)
PHOEBUS, Tom ('66-'70)
PILARCIK, Al ('57-'60)
PILLETTE, Duane ('54-'55)
PINIELLA, Lou ('64)
POPE, Dave ('55-'56)
PORTOCARRERO, Arnie ('58-'60)
POWELL, Boog ('61-'74)
POWERS, John ('60)
POWIS, Carl ('57)
PYBURN, Jim ('55-'57)

Q
QUIRK, Art ('62)

R
RAYFORD, Floyd ('80)
REINBACH, Mike ('74)
RETTENMUND, Merv ('68-'73)
REYNOLDS, Bob ('72-'75)
RICE, Del ('60)
RICHERT, Pete ('67-'71)
RINEER, Jeff ('79)
RIPKEN, Cal, Jr. ('81)
ROBERTS, Robin ('62-'65)
ROBINSON, Brooks ('55-'77)
ROBINSON, Earl ('61-'62, '64)
ROBINSON, Eddie ('57)
ROBINSON, Frank ('66-'71)
ROBLES, Sergio ('72-'73)
ROENICKE, Gary ('78-)
ROGOVIN, Saul ('55)
ROWE, Ken ('64-'65)
ROYSTER, Willie ('81)
ROZNOVSKY, Vic ('66, '67)
RUODOLPH, Ken ('77)

S
SAKATA, Lenn ('80-)
SALMON, Chico ('69-'72)
SAVERINE, Bob ('59, '62-'64)
SCHALLOCK, Art ('55)
SCHMITZ, Johnny ('56)
SCHNEIDER, Jeff ('81)
SCOTT, Mickey ('72-'73)
SEGRIST, Kal ('55)
SEVERINSEN, Al ('69)
SHELBY, John ('81)
SHETRONE, Barry ('59-'60, '62)
SHOPAY, Tom ('71-'72, '75-'77)
SHORT, Billy ('62, '66)
SIEBERN, Norm ('64-'65)
SINGLETON, Ken ('75-)
SKAGGS, Dave ('77-'80)

ALL TIME ORIOLES ROSTER PLAYERS

1954 thru 1981

SLEATER, Lou ('58)
SMITH, Al ('63)
SMITH, Billy ('77-'79)
SMITH, Hal ('55-'56)
SMITH, Nate ('62)
SNYDER, Russ ('61-'67)
STANHOUSE, Don ('78-'79)
STARRETTE, Herm ('63-'65)
STEPHENS, Gene ('60-'61)
STEPHENS, Vern ('54-'55)
STEPHENSON, Earl ('77-'78)
STEWART, Sammy ('78-)
STILLMAN, Royle ('75-'76)
STOCK, Wes ('59-'64)
STODDARD, Tim ('78-)
STONE, Dean ('63)
STONE, Steve ('79-)
STUART, Marlin ('54)
SUNDIN, Gordon ('56)
T
TASBY, Willie ('58-'60)
TAYLOR, Joe ('58-'59)
TEMPLE, John ('62)
THOMAS, Valmy ('60)
THOMSON, Bobby ('60)
THRONEBERRY, Marv ('61-'62)
TORREZ, Mike ('75)
TRIANDOS, Gus ('55-'62)

TROUT, Paul "Dizzy" ('57)
TURLEY, Bob ('54)
V
VALENTINE, Fred ('59, '63, '68)
VINEYARD, Dave ('64)
VIRGIL, Ozzie ('62)
W
WAITKUS, Eddie ('54-'55)
WALKER, Jerry ('57-'60)
WARD, Pete ('62)
WARWICK, Carl ('65)
WATT, Ed ('66-'73)
WERLEY, George ('56)
WERTZ, Vic ('54)
WESTLAKE, Wally ('55)
WIGHT, Bill ('55-'57)
WILHELM, Hoyt ('58-'62)
WILLIAMS, Dallas ('81)
WILLIAMS, Dick ('56-'58, '61-'62)
WILLIAMS, Earl ('73-'75)
WILSON, Jim ('55-'56)
WOODLING, Gene ('55, '58-'60)
Y
YOUNG, Bobby ('54-'55)
Z
ZUPO, Frank ('57-'58, '61)
ZUVERINK, George ('55-'59)

The list above contains only those who appeared for Orioles in at least one regular season game. Larry Doby, for example, was on roster during winter of '57-'58 but was traded before season started. Johnny Pesky, Bruce Swango and others were with club during a season but did not appear in any games.

ORIOLES GOLD GLOVE AWARD WINNERS

Year	Player	Year	Player	Year	Player
1960	B. Robinson (3b)	1970	B. Robinson (3b)	1975	Belanger (ss)
1961	B. Robinson (3b)		D. Johnson (2b)		Grich (2b)
1962	B. Robinson (3b)		Blair (of)		Blair (of)
1963	B. Robinson (3b)	1971	B. Robinson (3b)		B. Robinson (3b)
1964	B. Robinson (3b)		Belanger (ss)	1976	Belanger (ss)
	Aparicio (ss)		D. Johnson (2b)		Grich (2b)
1965	B. Robinson (3b)		Blair (of)		Palmer (p)
1966	B. Robinson (3b)	1972	B. Robinson (3b)	1977	Belanger (ss)
	Aparicio (ss)		Blair (of)		Palmer (p)
1967	B. Robinson (3b)	1973	B. Robinson (3b)	1978	Belanger (ss)
	Blair (of)		Belanger (ss)		Palmer (p)
1968	B. Robinson (3b)		Grich (2b)	1979	Palmer (p)
1969	B. Robinson (3b)		Blair (of)	1980	None
	Belanger (ss)	1974	B. Robinson (3b)	1981	None
	D. Johnson (2b)		Belanger (ss)		
	Blair (of)		Grich (2b)		
			Blair (of)		

Notes: After winning at least one Gold Glove for 20 consecutive seasons ('60 thru '79), the Orioles have been shutout for the last two seasons, despite some impressive fielding credentials. In '81 the O's became the first major league club in 19 seasons to have four league individual fielding leaders (Eddie Murray-1b; Rich Dauer-2b; Ken Singleton-of; Rick Dempsey-c) and in '80, the Birds tied an all-time major league record for fewest errors by a club in a single season (95).

However, with a total of 45 Gold Gloves since the inception of the award in '57, the Orioles lead the majors by a substantial margin over Cincinnati-37, which has also been blanked the last two seasons. Other leaders are St. Louis-35, Chicago White Sox and Pittsburgh-28 each, and Boston-27.

The O's have captured four Gold Gloves in a season five different times, two on three occasions, and two in six different seasons. Multiple Orioles' individual winners: Brooks Robinson-16 (tied with Jim Kaat for most ever by one player); Paul Blair and Mark Belanger-8 each; Jim Palmer and Bobby Grich-4 each; Dave Johnson-3 and Luis Aparicio-2.

The Gold Glove awards are presented by THE SPORTING NEWS in cooperation with the Rawlings Sporting Goods Company to those players considered to be the best at their positions by vote of league managers and coaches. Selection is based not only on consistency (i.e., fielding percentage), but also on range, overall ability, and effectiveness.

ORIOLES A.L. PLAYER OF THE MONTH AWARDS

Year	Player	Month	Year	Player	Month
1975	Jim Palmer, p	Aug.	1981	Ken Singleton, of	Apr.
1976	Reggie Jackson, of	July		Eddie Murray, 1b	Sep.
1978	Doug DeCinces, 3b	July		(tied with Willie Wilson, K.C.)	
1980	Steve Stone, p	June		Dennis Martinez, p	Sep.
	Tim Stoddard, p	Sep.		(tied with Larry Gura, K.C.)	
	Eddie Murray, 1b	Sep.			
	(tied with Jim Rice, Bos.)				

NOTE: In 1979 the American League started a Pitcher of the Month Award, in addition to the Player of the Month.

MAJOR ORIOLES AWARD WINNERS

Most Valuable Player, A.L. (BBWAA): Brooks Robinson (1964), Frank Robinson (1966), Boog Powell (1970).

Cy Young Award, A.L. (BBWAA): Mike Cuellar (1969, tied with Denny McLain), Jim Palmer (1973, 1975, 1976), Mike Flanagan (1979), Steve Stone (1980).

Manager of the Year, Major League (The Sporting News): Hank Bauer (1966), Earl Weaver (1977, 1979).

Manager of the Year, A.L. (Associated Press): Paul Richards (1960), Hank Bauer (1964, 1966), Earl Weaver (1973, 1977, 1979).

Manager of the Year, A.L. (United Press International): Earl Weaver (1979).

Rookie of the Year, A.L. (BBWAA): Ron Hansen (1960), Curt Blefary (1965), Al Bumbry (1973), Eddie Murray (1977).

Rookie of the Year, A.L. (The Sporting News): Ron Hansen (1960), Curt Blefary (1965), Al Bumbry (1973).

Rookie Pitcher of the Year, A.L. (The Sporting News): Wally Bunker (1964), Tom Phoebus (1967).

Player of the Year, A.L. (The Sporting News): Brooks Robinson (1964) Frank Robinson (1966).

Pitcher of the Year, A.L. (The Sporting News): Chuck Estrada (1960), Jim Palmer (1973, 1975, 1976), Mike Flanagan (1979), Steve Stone (1980).

Player of the Year, Major League (The Sporting News): Frank Robinson (1966).

Executive of the Year, Major League (The Sporting News): Harry Dalton (1970), Hank Peters (1979).

Executive of the Year, Major League (United Press International): Hank Peters (1979).

Roberto Clemente Award (Commissioner's Office): Presented annually to player "who best typifies the game of baseball, both on and off the field"—Brooks Robinson (1972).

Joe Cronin Award (American League Office): Presented annually to an American League player for significant achievement—Jim Palmer (1976), Brooks Robinson (1977).

Most Valuable Player, World Series (Sport Magazine): Frank Robinson (1966), Brooks Robinson (1970).

Most Valuable Player, All Star Game (Commissioner's Office): Now known as the Arch Ward Memorial Trophy—Billy O'Dell (1958), Brooks Robinson, (1966), Frank Robinson (1971).

MOST VALUABLE ORIOLES

This award is presented annually by the Sports Boosters of Maryland to the most valuable Oriole player by vote of sportswriters and broadcasters who cover the club on a regular basis.

In 1981 Eddie Murray received all 15 first-place votes cast to win the award for the second time. He was the first unanimous selection since Ken Singleton in '77. Dennis Martinez was second and Sammy Stewart placed third in the voting, which is done on a 5-3-1 scoring system.

Brooks Robinson was selected as "most valuable Oriole" four times ('60, '62, '64, '71) while Frank Robinson ('66, '67, '71) and Ken Singleton ('75, '77, '79) are three-time winners. Brooks and Frank shared the honors in 1971, one of only two occasions that there has been a tie in the voting (Paul Blair and Mike Cuellar in '74 was the other time).

Stu Miller, Boog Powell, Jim Palmer, and Murray have each been selected twice. Past winners:

1954—Chuck Diering (of)	1969—Boog Powell (1b)
1955—Dave Philley (of)	1970—Boog Powell (1b)
1956—Bob Nieman (of)	1971—Brooks Robinson (3b) & Frank Robinson (of)
1957—Billy Gardner (2b)	1972—Jim Palmer (p)
1958—Gus Triandos (c)	1973—Jim Palmer (p)
1959—Gene Woodling (of)	1974—Paul Blair (of) & Mike Cuellar (p)
1960—Brooks Robinson (3b)	1975—Ken Singleton (of)
1961—Jim Gentile (1b)	1976—Lee May (1b)
1962—Brooks Robinson (3b)	1977—Ken Singleton (of)
1963—Stu Miller (p)	1978—Eddie Murray (1b)
1964—Brooks Robinson (3b)	1979—Ken Singleton (of)
1965—Stu Miller (p)	1980—Al Bumbry (of)
1966—Frank Robinson (of)	1981—Eddie Murray (1b)
1967—Frank Robinson (of)	
1968—Dave McNally (p)	

RULES OF INTEREST TRADING AND WAIVER REGULATIONS

Within League:

A.L. Waivers Necessary: June 16 thru last day of season

No Waivers Necessary: First day of off-season thru June 15 next.

Between Leagues:

A.L. and N.L. Waivers Necessary: June 16 thru last day of season

A.L. Waivers (only) Necessary: At all other times EXCEPT during inter-league trading periods.

No Waivers Necessary (Inter-League Trading Periods):

- (1) February 15 thru April 1
- (2) Fifth day following end of World Series thru the day PRECEDING the last SCHEDULED day of the winter meetings.

National Association Assignments: Waivers are required at all times for assignment to National Association clubs, EXCEPT for optional assignments within three years of date player first reported to the major leagues.

SUSPENDED GAME RULE

A game terminated for any of the following reasons will be a suspended game IF it has progressed far enough to be an official game (i.e., 4½ or 5 innings):

- (1) A curfew imposed by law
- (2) a pre-arranged time limit, and
- (3) darkness where local law prohibits turning on the lights, or where lights are not available

EXCEPTION: A game terminated by light failure or malfunction of a mechanical device under the control of the home club will be a SUSPENDED GAME ANYTIME AFTER IT STARTS.

INNING IN PROGRESS (added in 1980): If WEATHER forces the termination of a legal game while an INNING IS IN PROGRESS, it will become a SUSPENDED game if EITHER of the following two conditions exists:

- (1) The VISITING TEAM has scored one or more runs to TIE the game, and the HOME TEAM has not scored.
- (2) The VISITING TEAM has scored one or more runs to take the lead and the HOME TEAM has not tied the score, or taken the lead.

NOTE: If a legal game is TIED when called because of weather and NEITHER of the above situations prevails, it is a TIE GAME and must be RE-PLAYED in its entirety.

PROCEDURES FOR RESUMPTION OF PLAY: Suspended games shall be resumed at the exact point of suspension IMMEDIATELY PRECEDING the NEXT SINGLE game between the two clubs on the SAME GROUND. If this is not possible, other provisions for resumption are specified in A.L. Regulation 5.2 (c).

EXTRA INNINGS SUSPENSIONS: A game called at the END of a completed inning AFTER NINE INNINGS for ANY REASON shall be a SUSPENDED GAME. Prior to 1969, the game would have been declared a tie and re-played in its entirety at a later date.

BALTIMORE AND A.L. CURFEWS

SATURDAY NIGHT: In Baltimore, all play must STOP at 11:59 P.M.

A.L. RULE: No inning may start after 1:00 A.M., BUT any inning that BEGINS PRIOR to 1:00 A.M. may be PLAYED TO COMPLETION.

Batting/ERA Title Qualifications: 502 or more plate appearances... 162 or more innings.

Rookie Qualifications: A player shall be considered a rookie unless, during a previous season or seasons, he has:

- (1) exceeded 130 at bats or 50 innings pitched in the majors, or (2) accumulated more than 45 days on the active roster of a big league club(s) prior to Aug. 31.

"Game-Winning RBI" is the run batted in that gives a club a lead it never relinquishes. (Note: If the run giving the club a permanent lead scores without benefit of an rbi (e.g., wild pitch, error, passed ball, gidp), then obviously no game winning rbi should be credited).

FINAL 1981 MAJOR LEAGUE STANDINGS AMERICAN LEAGUE NATIONAL LEAGUE

FULL SEASON

	East			
	Won	Lost	Pct.	GB
Milwaukee	62	47	.569	...
Baltimore	59	46	.562	1
New York	59	48	.551	2
Detroit	60	49	.550	2
Boston	59	49	.546	2½
Cleveland	52	51	.505	7
Toronto	37	69	.349	23½

West

Oakland	64	45	.587	...
Texas	57	48	.543	5
Chicago	54	52	.509	8½
Kansas City	50	53	.485	11
California	51	59	.464	13½
Seattle	44	65	.404	20
Minnesota	41	68	.376	23

FULL SEASON

	East			
	Won	Lost	Pct.	GB
St. Louis	59	43	.578	...
Montreal	60	48	.556	2
Philadelphia	59	48	.551	2½
Pittsburgh	46	56	.451	13
New York	41	62	.398	18½
Chicago	38	65	.369	21½

West

Cincinnati	66	42	.611	...
Los Angeles	63	47	.573	4
Houston	61	49	.555	6
San Francisco	56	55	.505	11½
Atlanta	50	56	.472	15
San Diego	41	69	.373	26

1st HALF

	East			
	Won	Lost	Pct.	GB
New York	34	22	.607	...
Baltimore	31	23	.574	2
Milwaukee	31	25	.554	3
Detroit	31	26	.544	3½
Boston	30	26	.536	4
Cleveland	26	24	.520	5
Toronto	16	42	.276	19

West

Oakland	37	23	.617	...
Texas	33	22	.600	1½
Chicago	31	22	.585	2½
California	31	29	.517	6
Kansas City	20	30	.400	12
Seattle	21	36	.368	14½
Minnesota	17	39	.304	18

1st HALF

	East			
	Won	Lost	Pct.	GB
Philadelphia	34	21	.618	...
St. Louis	30	20	.600	1½
Montreal	30	25	.545	4
Pittsburgh	25	23	.521	5½
New York	17	34	.333	15
Chicago	15	37	.288	17½

West

Los Angeles	36	21	.632	...
Cincinnati	35	21	.625	½
Houston	28	29	.491	8
Atlanta	25	29	.463	9½
San Francisco	27	32	.458	10
San Diego	23	33	.411	12½

2nd HALF

	East			
	Won	Lost	Pct.	GB
Milwaukee	31	22	.585	...
Detroit	29	23	.558	1½
Boston	29	23	.558	1½
Baltimore	28	23	.549	2
New York	25	26	.490	5
Cleveland	26	27	.471	5
Toronto	21	27	.438	7½

West

Kansas City	30	23	.566	...
Oakland	27	22	.551	1
Texas	24	26	.480	4½
Minnesota	24	29	.453	6
Seattle	23	29	.442	6½
Chicago	23	30	.434	7
California	20	30	.400	8½

2nd HALF

	East			
	Won	Lost	Pct.	GB
Montreal	30	23	.566	...
St. Louis	29	23	.558	½
Philadelphia	25	27	.481	4½
New York	24	28	.462	5½
Chicago	23	28	.451	6
Pittsburgh	21	33	.389	9½

West

Houston	33	20	.623	...
Cincinnati	31	21	.596	1½
San Francisco	29	23	.558	3½
Los Angeles	27	26	.509	6
Atlanta	25	27	.481	7½
San Diego	18	36	.333	15½

Save Rule (10:20): Credit a pitcher with a save when he is the finishing, but not the winning pitcher, and when he qualifies under one of the following conditions:

- (1) he enters the game with a lead of no more than three runs and pitches for at least one inning, or
- (2) he enters the game with the potential tying run either on base, at bat, or on deck, or
- (3) he pitches effectively for at least three innings regardless of his club's lead.

The current rule was adopted in 1975. Saves became official for the first time in '69... The original rule was amended in '73 then revised again in '75.

ORIOLES DAY-BY-DAY RECORD—1981

SECOND HALF

Game			Score		Pitchers of Record		Date
No.	Opp.	Bal.-Opp.	W/L	Ordes	Opponent	Gura	
1	K.C.	5-3	W	STONE	LEONARD		4/10
2	K.C.	2-4	L	Flanagan			4/12
3	Bos.	5-1	W	STODDARD-r	Crawford		4/13
4	Bos.	2-7	L	D. Martinez	STANLEY-r		4/15
5	K.C.	3-2	W	T. MARTIN'Z-r	Leonard		4/17
6	K.C.	2-3	L	Flanagan	GALE		4/19
7	Chi.	1-2	L	Stewart-r	BURNS-c		4/21
8	Chi.	5-18	L	McGregor	DOTSON-c		4/22
*9	Chi.	3-5	L	Stone	BARRIOS		4/23
10	BOS.	7-2	W	FLANAGAN-c	Tanana		4/25
11	BOS.	5-7	L	Stoddard-r	ECKERSLEY-c		4/26
12	CHI.	5-2	W	McGREGOR	Barrios		4/28
13	CHI.	3-0	W	L. Stone	DOTSON		4/28
14	CHI.	3-0	W	D. MARTINEZ	Trout-c		4/29
15	TOR.	4-0	W	FLANAGAN-c	J. Todd		4/30
16	TOR.	4-3	W	PALMER-c	Willis-r		5/02
*17	TOR.	8-3	W	McGREGOR-c	Leal		5/02
18	TOR.	2-4	L	Stone	BOMBACK		5/03
19	MIN.	4-3(10)	W	D. MARTIN'Z-c	Koosman		5/04
20	MIN.	3-2	W	FLANAGAN	Ericksen		5/05
21	MIN.	5-4	W	STEWART-r	O'Connor-r		5/06
22	Tex.	7-3	W	D. MARTINEZ	Jenkins		5/09
*23	Tex.	7-2	W	STONE	Schmidt		5/09
24	Tex.	3-7	L	Flanagan	DARWIN		5/10
25	Tor.	2-5	L	Palmer	STIEB-c		5/12
26	Tor.	4-0	W	McGREGOR-c	Bomback		5/13
27	Tor.	10-0	W	FLANAGAN-c	Clancy		5/14
28	Min.	9-4	W	D. MARTINEZ	Redfern		5/15
29	Min.	7-0	W	FORD-r	Koosman		5/15
30	Min.	6-3	W	PALMER	Ericksen		5/15
31	OAK.	5-1	W	McGREGOR-c	Keough-c		5/15
32	OAK.	6-5	W	FLANAGAN	Norris-c		5/15
33	CAL.	5-3	W	D. MARTINEZ	Witt		5/22
34	CAL.	0-2	L	Palmer-c	RAU		5/22
35	Det.	4-2	W	McGREGOR	Wilcox-c		5/22
36	Det.	9-2	W	FLANAGAN	Rozema		5/22
37	Det.	2-8	L	D. Martinez	PETRY		5/25
*38	Det.	3-5	L	T. Martinez-c	TOBIK-r		5/25
39	N.Y.	10-1	W	PALMER-c	Guidry		5/25
40	N.Y.	6-4	W	STEWART-r	Nelson		5/25
41	N.Y.	6-5	W	T. MARTIN'Z-r	Gossager		5/25
42	DET.	6-5	W	D. MARTINEZ	Schatzeder		5/25
43	DET.	1-4	L	Palmer	MORRIS-c		5/25
44	DET.	4-5	L	McGregor	LOPEZ-r		5/25
45	N.Y.	3-5(11)	L	Stewart-r	GOSSAGE-r		6/6
46	N.Y.	0-2(11)	L	T. Martinez-r	DAVIS-r		6/6
47	N.Y.	3-12	L	Ford	NELSON		6/6
48	Cal.	6-4	W	McGREGOR	Witt		6/6
49	Cal.	0-10	L	Flanagan	FORSCH-c		6/6
50	Cal.	4-1	W	D. MARTIN'Z-c	Frost		6/6
51	Oak.	2-4	L	Palmer	McCATTY-c		6/6
*52	Oak.	2-3	L	Stewart-r	JONES-r		6/6
53	Oak.	3-1	W	FLANAGAN	Langford-c		6/6
54	Sea.	2-8	L	D. Martinez	PARROTT		6/6

Game No.	Opp.	Score	Pitchers of Record		Date	Team Record	Pos.	G.B.	Home Attendance	
			W/L	Orioles					Daily	Cumulative
55	K.C.	3-2(12)	W	T. MARTIN-Zc	8/10	1-0-32-23	1T	..	19,850	24
56	K.C.	0-10	L	Palmer	8/12	1-13-24	—	—
57	K.C.	4-1	W	McGREGOR	8/12	2-13-24	2T	1/2	19,328	25
58	K.C.	2-3	W	FLANAGAN	8/13	3-13-24	2T	1/2	13,780	26
59	CHI.	3-5	L	Stewart	8/14	3-23-25	3T	1/2	15,401	27
60	CHI.	4-0	W	D. MARTIN-Zc	8/15	4-23-25	3T	1/2	15,323	28
61	CHI.	7-8(10)	L	Ford-r	8/16	4-33-26	2T	1	16,684	29
62	Cal.	6-5	W	McGREGOR	8/18	5-33-26	3	1/2	—	—
63	Cal.	3-6	L	Flanagan	8/19	5-43-27	4	1	—	—
64	Cal.	2-6	L	D. Martinez	8/20	5-53-28	4	2	—	—
65	Oak	4-2	W	PALMER	8/21	6-53-28	3	2	—	—
66	Oak	0-2	L	McGregor-c	8/22	6-63-29	3T	3	—	—
67	Oak	7-4	W	STEWART-r	8/23	7-63-29	3T	3	—	—
68	Sea.	12-8	W	D. MARTINEZ	8/24	8-63-29	3	2	—	—
69	Sea.	6-5(12)	W	STODDARD-r	8/25	9-64-30	2	2	—	—
70	CAL.	6-2	W	McGREGOR-c	8/27	10-64-31	29	1/2	16,093	30
71	CAL.	2-6	L	Stone	8/28	10-74-31	2	1/2	34,962	31
72	CAL.	4-3	W	D. MARTIN-Zc	8/29	11-74-32	3	1	22,978	32
73	CAL.	1-7	L	Palmer	8/30	11-84-32	2	1/2	13,727	33
74	SEA.	3-4	L	Stewart-r	8/31	11-94-32	3	1 1/2	9,415	34
75	SEA.	1-0	W	STONE	9/01	12-94-32	3	1 1/2	8,672	35
76	SEA.	3-2(11)	W	STODDARD-r	9/02	13-94-32	2	1 1/2	9,684	36
77	OAK.	0-10	L	Palmer	9/03	13-104-33	2	2 1/2	14,915	37
78	OAK.	4-5(11)	W	STODDARD-r	9/04	13-114-34	3	2 1/2	15,733	38
79	OAK.	5-3	W	Stone	9/05	14-114-34	3	2 1/2	19,742	39
80	OAK.	8-4	W	D. MARTIN-Zc	9/06	15-114-34	3	2 1/2	15,579	40
81	CLE.	9-2	W	PALMER	9/07	16-114-34	2	2 1/2	21,377	41
82	CLE.	14-5	W	McGREGOR-c	9/08	17-114-34	2	1 1/2	8,183	42
83	CLE.	5-8	L	Stone	9/09	17-124-35	2	1 1/2	10,637	43
84	CLE.	1-4	L	Stewart	9/10	17-134-36	2	1 1/2	10,180	44
85	MIL.	2-1	W	D. MARTIN-Zc	9/11	18-134-36	2	2	—	—
86	MIL.	3-6	L	Palmer	9/12	18-144-37	2T	3	9,904	45
87	MIL.	0-5	L	Stone	9/13	18-154-38	4	4	17,457	46
88	Cle.	7-6	W	D. MARTIN-Zc	9/15	19-150-38	4	2	—	—
89	Cle.	6-2	W	McGREGOR	9/17	20-151-38	4	1	—	—
90	MIL.	1-5	L	Flanagan	9/18	20-161-39	5	1 1/2	17,190	45
91	MIL.	8-1	L	T. Martinez	9/19	20-171-40	5	2	18,380	46
92	MIL.	8-2	W	PALMER-c	9/20	21-171-40	5	2	17,457	47
93	DET.	1-5	L	McGregor	9/21	21-181-41	4	3	10,899	48
94	DET.	3-6	L	Stewart-r	9/22	21-191-42	4	3	9,904	49
95	DET.	1-0	W	D. MARTIN-Zc	9/23	22-191-42	4	3	11,984	50
96	N.Y.	5-1	W	PALMER-c	9/24	23-191-42	4	2 1/2	—	—
97	N.Y.	1-1	W	McGREGOR-c	9/25	24-191-42	4	1 1/2	—	—
98	N.Y.	4-6	L	Stoner	9/26	24-201-43	4	2	17,457	47
99	N.Y.	2-5	L	D. Martinez-c	9/27	24-211-44	4	2 1/2	—	—
100	Det.	7-3	W	STEWART-r	9/28	25-211-44	4	2	—	—
101	Det.	0-14	L	McGregor	9/29	25-221-45	4	2	—	—
102	Det.	5-4(10)	W	STODDARD-r	10/01	26-221-45	4	2	—	—
103	N.Y.	0-9	L	Stewart	10/02	26-231-46	4	3	25,753	51
104	N.Y.	3-2	W	McGREGOR-c	10/03	27-231-46	4	3	28,575	52
105	N.Y.	5-0	W	FLANAGAN	10/04	28-231-46	4	2	29,169	53

()—denotes games ahead
winning pitcher in CAPS

c—complete game
component in lower case—away game

r-relief

*second game of doubleheader
opponent in bold face CAPS—home game

ORIOLES 1981 INDIVIDUAL FIELDING

Player	Pos.	Pct.	G	PO	A	E	TC	DP	PB
Ayala	OF	1.000	4	3	2	0	5	0	—
Belanger	SS	.973	63	86	162	7	255	21	—
Bonner	SS	.976	9	15	26	1	42	8	—
Bumbry	OF	.992	100	255	6	2	263	2	—
Corey	OF	1.000	9	6	1	0	7	0	—
Crowley	1B	1.000	4	30	2	0	32	2	—
Dauer	2B	.989*	94	201	253	5	459	71	—
	3B	1.000	4	0	3	0	3	0	—
DeCinces	3B	.942	100	86†	191	17†	294	31*	—
	1B	1.000	1	4	0	0	4	0	—
Dempsey	C	.998*	90	384	35	1	420	6	4
	OF	1.000	1	1	0	0	1	0	—
Dwyer	OF	.977	59	84	2	2	88	0	—
	1B	1.000	3	13	0	0	13	2	—
Graham	C	.975	40	138	20	4	162	1	7
	3B	.875	4	3	4	1	8	1	—
Krenchicki	SS	.964	16	16	37	2	55	7	—
	2B	1.000	7	5	14	0	19	5	—
	3B	.875	6	2	5	1	8	0	—
Lowenstein	OF	.990	73	100	3	1	104	0	—
Morales	1B	1.000	3	13	0	0	13	1	—
Murray	1B	.999*	99	899	91*	1	991	98	—
Ripken	SS	.946	12	11	24	2	37	5	—
	3B	.889	6	2	6	1	9	1	—
Roenicke	OF	.983	83	175	2	3	180	1	—
Royster	C	1.000	4	5	0	0	5	0	—
Sakata	SS	.963	42	52	106	6	164	23	—
	2B	.986	20	30	42	1	73	10	—
Shelby	OF	1.000	4	1	0	0	1	0	—
Singleton	OF	1.000*	72	125	2	0	127	2	—
Williams	OF	1.000	1	1	0	0	1	0	—
(Pitchers)									
Player	Pct.	G	PO	A	E	TC	DP	PB	
Boddicker	.500	2	1	0	1	2	0	—	—
Flanagan	.966	20	4	24	1	29	1	—	—
Ford	1.000	15	2	5	0	7	0	—	—
Luebber	1.000	7	3	3	0	6	0	—	—
Martinez, D.	.970	25	20*	44*	2	66*	4	—	—
Martinez, T.	.842	37	3	13	3	19	0	—	—
McGregor	1.000	24	8	29	0	37	2	—	—
Palmer	1.000	22	12	26	0	38	2	—	—
Schneider	.667	11	2	2	2	6	0	—	—
Stewart	.963	29	12	14	1	27	3	—	—
Stoddard	1.000	31	4	3	0	7	1	—	—
Stone	1.000	15	3	10	0	13	0	—	—
Pitchers	.961	74	173	10	257	13			
Club Totals	.983	105	2820	1212	68	4100	114	11*	

* Led league
† Tied for league lead

ORIOLES' MAJOR LEAGUE (PROFESSIONAL) DRAFT SELECTIONS, 1953 THRU 1981

1953.....Chuck Diering, of (\$15,000) Vinicio Garcia, if (\$7,500)	1963.....Mike Fiore, 1b (\$8,000) Jim Jankow, p (\$8,000) Bill McMahon, p (\$8,000)
1955.....Bob Boyd, 1b (\$10,000)	1964.....Byron Randolph, p (\$8,000)
1956.....Tommy Paton, c (\$10,000)	Ted Miller, p (\$8,000)
1957.....Bert Hamric, of (\$15,000)	John Jeter, of (\$8,000)
1960.....Hank Foiles, c (\$25,000)	1965.....Moe Drabowsky, p (\$25,000) Gene Brabender, p (\$25,000)
Dave Massarelli, c (\$12,000)	Owen Johnson, c (\$25,000)
1961.....Billy Short, p (\$25,000)	1966.....Elrod Hendricks, c (\$25,000)
Ozzie Virgil, c (\$25,000)	1967.....Larry Miller, p (\$25,000)
Steve Cosgrove, p (\$12,000)	1968.....Tom Shopay, of (\$25,000)
1962.....Dave May, of (\$12,000)	1969.....Mike Johnson, p (\$25,000)
Paul Blair, of (\$12,000)	1972.....Mike Dimmel, of (\$25,000)
Roger Sorenson, of (\$8,000)	1976.....Andy Replogle, p (\$25,000)
1963.....Lou Jackson, of (\$25,000)	

The major league draft is held annually at baseball's winter meetings and is followed with a separate selection by National Association clubs from class AAA to A levels. Until 1958 major league clubs could draft players within a range between \$15,000 (for AAA players) and \$2,000 (for class D players). In 1958 the price for big league drafts rose to \$25,000.

However, in 1959, a first year player draft at the big league level was set up to discourage the payment of inordinately large bonus payments to free agents. The new rule provided that first year players could be selected at the major league level (if not protected on a major league team's 40 man roster) for \$12,000. In 1961 an even lower draft price was set up for more recent first year players. That figure was \$8,000.

That year, incidentally, the Baltimore organization set a record of sorts by being relieved of 19 eligible first year players (seven during the big league selections and 11 more during the minor league draft). In 1965 the first year player draft began to lose its significance and then disappeared in 1970.

BALTIMORE ORIOLES STATISTICS—1981

Final Official

BATTING

Batter	Avg.	G	AB	R	H	2B	3B	HR	RBI	SH	SF	BB	SO	SB	CS	SLG	OBP
Ayala	.279	44	86	12	24	2	0	3	13	2	1	11	9	0	1	.407	.367
Belanger	.165	64	139	9	23	3	2	1	10	1	5	0	2	1	2	.237	.242
Bonner	.296	10	27	6	8	2	0	0	2	0	0	1	4	1	0	.370	.321
Bumbry	.273	101	392	61	107	18	2	1	27	2	4	2	51	22	15	.337	.360
Corey	.000	10	8	2	0	0	0	0	0	0	0	0	2	2	0	.000	.200
Crowley	.246	68	134	12	33	6	0	4	25	5	1	2	0	0	0	.381	.380
Dauer	.263	96	369	41	97	27	0	4	38	4	3	2	27	18	0	.369	.318
DeCinces	.263	100	346	49	91	23	2	13	55	8	1	2	41	32	0	.345	.343
Dempsey	.215	92	251	24	54	10	1	6	15	3	0	1	32	36	0	.335	.306
Dwyer	.224	68	134	16	30	0	1	3	10	2	0	3	20	19	0	.306	.325
Graham	.176	55	142	7	25	3	0	2	11	1	0	1	13	32	0	.239	.245
Krenchicki	.214	33	56	7	12	4	0	0	6	0	0	0	4	9	0	.286	.267
Lowenstein	.249	83	189	19	47	7	0	6	20	4	0	1	22	32	7	.381	.330
Morales	.244	38	86	6	21	3	0	2	14	3	0	0	3	13	0	.349	.270
Murray	.294	99	378	57	111	21	2	22	78	10	0	3	1	40	43	.354	.363
Ripken	.128	23	39	1	5	0	0	0	0	0	0	0	1	8	0	.128	.150
Roenicke	.269	85	219	31	59	16	0	3	20	2	5	3	2	23	29	.384	.344
Royster	.000	4	4	0	0	0	0	0	0	0	0	0	0	0	0	.000	.000
Sakata	.227	61	150	19	34	4	0	5	15	2	1	1	11	18	4	.353	.284
Shelby	.000	7	2	0	0	0	0	0	0	0	0	0	0	1	2	.000	.000
Singleton	.278	103	363	48	101	16	1	13	49	7	2	2	61	59	0	.435	.382
Williams	.500	2	2	0	1	0	0	0	0	0	0	0	0	0	0	.500	.500
Totals	.251	3516	429	883	165	11	88	408	56	26	24	15	404	454	41	.379	.331
DH Hitters	.252	381	40	96	15	0	11	57	7	4	2	1	52	51	0	.379	.343
PH Hitters	.202	119	6	24	5	0	2	20	6	0	2	0	24	13	1	.294	.336
Murray L	.257	272	38	70	15	1	15	51	9	0	2	1	30	36	2	.485	.334
Murray R	.387	106	19	41	6	1	7	27	1	0	1	0	10	7	0	.660	.440
Shelby L	.000	2	0	0	0	0	0	0	0	0	0	0	0	1	1	.000	.000
Shelby R	.000	0	0	0	0	0	0	0	0	0	0	0	0	0	0	.000	.000
Singleton L	.295	258	36	76	14	1	11	41	5	1	2	0	51	38	0	.484	.411
Singleton R	.238	105	12	25	2	0	2	8	2	1	0	0	10	21	0	.314	.340

PITCHING

Pitcher	W	L	ERA	G	GS	CG	SHO	SV	IP	H	R	ER	HR	BB	SO	WP
Boddicker	R	0	0	4.50	2	0	0	0	6	6	4	3	1	0	2	2
Flanagan	L	9	6	4.19	20	20	3	2	0	116	108	55	54	11	2	37
Ford	R	1	2	6.53	15	2	0	0	40	61	33	29	2	0	10	12
Luebber	R	0	0	7.41	7	0	0	0	17	26	14	14	3	4	4	12
Martinez D.	R	14	5	3.32	25	24	9	2	0	179	173	84	66	10	2	62
Martinez T.	L	3	3	2.90	37	0	0	11	59	48	21	19	4	0	32	50
McGregor	L	13	5	3.26	24	22	8	3	0	160	167	63	58	13	0	40
Palmer	R	7	8	3.76	22	22	5	0	0	127	117	60	53	14	2	46
Schneider	L	0	0	4.88	11	0	0	1	24	27	15	13	4	1	12	17
Stewart	R	4	8	2.33	29	3	0	0	4	112	89	33	29	8	3	57
Stoddard	R	4	2	3.89	31	0	0	7	37	38	16	16	6	2	18	32
Stone	R	4	7	4.57	15	12	0	0	63	63	39	32	7	1	27	30
Totals		59	46	3.70	238	104	25	10	23	940	0	923	437	386	83	14

SHUTOUTS (10): McGregor-3 (N.Y.-2, Tor.), Flanagan-2 (Tor.-2), D. Martinez-2 (Chi., Det.), D. Martinez & T. Martinez-1 (Chi.), Stone & Ford-1 (Min.), Stone & T. Martinez-1 (Sea.).

LOW-HIT GAMES (11): No-Hitter-0; One-Hitter-0; Two-Hitters-1...Stone & T. Martinez (Sea.); Three-Hitters-7...McGregor-3 (Oak-2, Tor.-1), D. Martinez-2 (Chi., Det.), Flanagan-1 (Tor.), Flanagan & Stoddard-1 (Oak.); Four-Hitters-3...Palmer-1 (N.Y.), Flanagan-1 (Bos.), Palmer & T. Martinez-1 (Cle.).

1981 CLUB STATISTICS

	Won	Lost		Balto. Opp.
Day Games.....	13	18	Errors.....	68 88
Night Games.....	46	28	Double Plays.....	114 120
Shutouts—Individual .	7	3	Complete Games.....	25 23
Shutouts—Team.....	10	9	Stolen Bases.....	41 50
One-Run Games.....	21	7	Caught Stealing.....	34 41
Two-Run Games.....	9	13	Doubles.....	165 150
Extra Innings.....	5	4	Triples.....	11 14
vs. Righthanders.....	39	36	Homers—Home.....	49 47
vs. Lefthanders.....	20	10	Homers—Road.....	39 36
Doubleheaders.....	2	3	Homers—Total.....	88 83
Split.....	1		Left on Base.....	760 713
Starters.....	47	34		
Relievers.....	12	12		
Streaks.....	8	5		

ORIOLES PITCHING LIFETIME INDIVIDUAL WON-LOST-SAVE RECORDS vs. EACH OPPONENT

American League Only							
Pitcher	Bos. W-L-S	Cal. W-L-S	Chi. W-L-S	Cle. W-L-S	Det. W-L-S	K.C. W-L-S	Mil. W-L-S
Boddicker	—	—	5-4	4-4	7-5	6-10	6-5
Flanagan	6-6	1-4	2-1	0-2	0-0	0-1-2	0-0
Ford	0-0	0-0	4-3-1	6-2	5-4	4-3-1	7-4
Martinez, D.	7-11-1	7-4	3-1-6	1-1-4	4-3-8	2-1-3	2-2-2
Martinez, T.	2-1-2	0-1-5	6-3	7-2	10-4	3-4	1-5
McGregor	2-5	8-2	24-9	27-11	19-11	20-11	20-9-1
Palmer	20-16	24-10	1-4-1	1-2	4-2-2	1-1-1	2-3-1
Stewart	2-0-1	2-0-1	1-0-2	1-0-4	1-1-3	0-1-4	1-1-2
Stoddard	2-1-3	2-0-2	1-3	7-4	1-3	4-3	9-6
Stone	7-3	8-4	—	—	—	—	—
Pitcher	Min. W-L-S	N.Y. W-L-S	Oak. W-L-S	Sea. W-L-S	Tex. W-L-S	Tor. W-L-S	Totals W-L-S
Boddicker	—	0-0	—	6-2-1	4-3	12-4	85-59-1
Flanagan	9-2	7-7	12-3	0-0	0-1-1	0-0	5-6-3
Ford	2-0	1-1	0-0	0-0	3-2	5-2	66-45-5
Martinez, D.	3-2-1	1-6	5-0-1	9-2	4-0-5	2-0-3	31-17-56
Martinez, T.	1-1-5	6-5-5	3-1-5	1-0-3	4-0-1	6-2-2	64-38-5
McGregor	7-1-1	5-5	3-3	2-2-1	19-16	8-5	248-140-2
Palmer	19-10	27-15	19-14-1	2-3	1-1	1-0	20-21-8
Stewart	2-0-1	1-3	2-3	1-2	0-0-3	0-0-2	12-7-36
Stoddard	0-0-4	1-1-4	1-1-3	2-1	0-0-3	0-0-2	73-56-1*
Stone	1-4	3-4	7-4-1	9-3	7-7	8-4	—

*Stone is 1-4 vs Baltimore

1981 INDIVIDUAL W-L-S RECORDS vs. EACH OPPONENT

Pitcher	Bos. W-L-S	Cal. W-L-S	Chi. W-L-S	Cle. W-L-S	Det. W-L-S	K.C. W-L-S	Mil. W-L-S
Flanagan	1-0	0-0	0-1	0-0	0-0	0-0	0-1
Ford	0-1	3-1	2-0	1-0	2-1	0-0	1-0
Martinez, D.	—	0-0-2	0-0-2	0-0	0-1-2	2-0	0-1
Martinez, T.	—	3-0	1-1	2-0	1-3	1-0	1-1
McGregor	0-0	0-2	0-0	1-0	0-1	0-1	0-0
Palmer	—	0-0	0-0	0-0	0-0	0-0	0-0
Schneider	0-0	0-0-1	0-2	0-1	1-1-1	0-0-1	0-0
Stewart	1-1	0-0	0-0	0-0-1	1-0	0-0-2	0-1
Stoddard	—	0-1	0-2	0-1	0-0	1-0	0-1
Stone	—	—	—	—	—	—	—
Totals	2-2	6-6-3	3-6-2	4-2-1	6-7-3	5-3-3	2-4
Pitcher	Min. W-L-S	N.Y. W-L-S	Oak. W-L-S	Sea. W-L-S	Tex. W-L-S	Tor. W-L-S	Totals W-L-S
Flanagan	1-0	1-0	2-0	—	0-1	2-0	9-6
Ford	1-0	0-1	1-0	0-0	1-1	1-0	14-5
Martinez, D.	2-0	0-1	0-0-2	0-0-1	0-0-1	0-0	3-3-11
Martinez, T.	0-0-1	1-1	0-0-2	0-0	—	2-0	13-5
McGregor	—	2-0	1-2	0-0	—	1-1	7-8
Palmer	1-0	0-0	0-0	0-0-1	—	—	0-0-1
Schneider	—	1-2	1-1	0-1	0-0	0-0	4-8-4
Stewart	1-0-1	0-0-1	0-1-2	2-0	0-0	0-0	4-2-7
Stoddard	0-0-1	0-1	1-0	1-0	1-0	0-1	4-7
Stone	0-0	—	—	—	—	—	—
Totals	6-0-3	7-6-1	7-5-4	4-2-2	2-1-1	5-2	59-46-23

1981 CLUB PITCHING TOTALS vs. EACH OPPONENT

Total	ERA	W	L	SHO	SV	IP	H	R	ER	HR	BB	SO
Balto.	3.70	59	46	7	23	940	923	437	386	83	347	489
Away	3.52	33	22	4	12	504	472	217	197	47	183	270
vs. Bos.	3.86	2	2	0	0	35	34	17	15	4	14	19
Cal.	4.20	6	6	0	3	105	112	58	49	15	50	58
Chi.	5.01	3	6	1	2	79	100	48	44	3	27	33
Cle.	4.17	4	2	0	1	54	56	27	25	4	20	31
Det.	3.99	6	7	1	3	115	119	63	51	11	61	60
K.C.	2.92	5	3	0	3	74	69	28	24	8	21	33
Mil.	5.02	2	4	0	0	52	57	30	29	2	12	33
Min.	1.96	6	0	0	3	55	54	16	12	2	16	26
N.Y.	3.61	7	6	2	1	117.1	109	52	47	12	47	64
Oak.	3.43	4	5	0	4	107.2	92	44	41	14	36	62
Sea.	3.41	7	5	0	2	58	51	27	22	5	26	28
Tex.	4.15	2	1	0	1	26	28	12	12	0	3	10
Tor.	2.18	5	2	3	0	62	42	15	15	3	14	32
1st Half	3.45	31	23	5	14	476.2	484	209	183	38	171	246
2nd Half	3.94	28	23	2	9	463.1	439	228	203	45	176	243

ORIOLES INDIVIDUAL PITCHING 1981 and Lifetime

MIKE FLANAGAN											
	ERA	W-L-SH	IP	H	R-ER	HR	ERA	W-L-SH	IP	H	R-ER
Total	4.19	9-6-2	116	108	55-54	11	3.78	85-59-13	1244	1229	556-523
Bal.	3.59	6-2-1	62.2	49	25-25	6	3.32	46-22-8	632	575	243-233
Away	4.89	3-4-1	53.1	59	30-29	5	4.26	39-37-5	612	654	313-290
vs. Bos.	2.00	1-0-0	9	4	2-2	1	4.62	6-6-0	85.2	103	45-44
Cal.	12.38	0-2-0	8	17	11-11	2	6.35	1-4-1	39.2	54	28-28
Chi.	—	—	—	—	—	—	5.42	5-4-0	73	76	46-44
Cle.	—	—	—	—	—	—	3.32	4-4-0	86.2	74	32-32
Det.	4.32	1-0-0	8.1	9	4-4	1	3.47	7-5-2	122	113	53-47
K.C.	3.57	1-2-0	17.2	18	7-7	1	3.50	6-10-2	103	106	45-40
Mil.	27.00	0-1-0	1	3	3-3	0	4.72	6-5-0	89.2	103	49-47
Min.	2.16	1-0-0	8.1	6	2-2	1	3.31	9-2-0	119.2	114	48-44
N.Y.	4.15	1-0-0	26	23	12-12	3	4.10	7-7-0	129.2	131	63-59
Oak.	3.93	2-0-0	18.1	13	9-8	2	3.47	12-3-2	124.2	106	49-48
Sea.	—	—	—	—	—	—	3.19	6-2-0	79	69	30-28
Tex.	33.75	0-1-0	1.1	7	5-5	0	3.68	4-3-2	58.2	58	25-24
Tor.	0.00	2-0-2	18	8	0-0	0	2.58	12-4-4	132.2	122	43-38
1st Half	3.61	7-4-0	87.1	73	35-35	8	—	—	—	—	—
2nd Half	5.96	2-2-0	28.2	35	20-19	3	—	—	—	—	—

DAVE FORD											
	ERA	W-L-SV	IP	H	R-ER	HR	ERA	W-L-SV	IP	H	R-ER
Total	6.53	1-2-0	40	61	33-29	2	4.01	5-6-3	155	160	74-69
Bal.	9.49	0-1-0	12.1	22	13-13	1	4.26	2-3-1	76	79	36-36
Away	5.20	1-1-0	27.2	39	20-16	1	3.76	3-3-2	79	81	38-33
vs. Bos.	—	—	—	—	—	—	5.56	0-0-0	11.1	14	7-7
Cal.	0.00	0-0-0	0.1	0	0-0	0	0.00	0-0-0	4.2	2	0-0
Chi.	12.38	0-1-0	8	17	11-11	0	4.80	2-1-0	30	33	15-15
Cle.	10.13	0-0-0	2.2	4	3-3	0	4.77	0-2-0	11.1	8	6-6
Det.	6.23	0-0-0	4.1	6	3-3	1	4.27	0-0-0	6.1	8	3-3
K.C.	10.80	0-0-0	1.2	3	2-2	0	3.38	0-1-2	16	14	6-6
Mil.	—	—	—	—	—	—	3.08	0-0-0	11.2	11	4-4
Min.	0.00	1-0-0	7	4	0-0	0	1.72	2-0-0	15.2	11	3-3
N.Y.	8.10	0-1-0	3.1	8	7-3	0	4.82	1-1-0	9.1	14	9-5
Oak.	12.00	0-0-0	3	7	4-4	1	12.00	0-0-0	3	7	4-4
Sea.	3.86	0-0-0	4.2	6	2-2	0	3.26	0-0-0	19.1	18	7-7
Tex.	1.80	0-0-0	5	6	1-1	0	4.40	0-1-1	14.1	18	8-7
Tor.	—	—	—	—	—	—	10.80	0-0-0	1.2	2	2-2
1st Half	5.23	1-1-0	32.2	45	23-19	1	—	—	—	—	—
2nd Half	12.28	0-1-0	7.1	16	10-10	1	—	—	—	—	—

DENNIS MARTINEZ											
	ERA	W-L-SH	IP	H	R-ER	HR	ERA	W-L-SH	IP	H	R-ER
Total	3.32	14-5-2	179	173	84-66	10	3.64	66-45-7	1042	992	472-421
Bal.	2.27	8-0-2	91	78	26-23	3	2.93	35-22-7	544	484	197-177
Away	4.40	6-5-0	88	95	58-43	7	4.41	31-23-0	498	508	275-244
vs. Bos.	12.27	0-1-0	3.2	9	6-5	1	4.36	7-11-0	144.1	131	77-70
Cal.	2.81	3-1-0	32	29	12-10	3	2.62	7-4-1	110	81	36-32
Chi.	2.08	2-0-1	17.1	13	5-4	0	3.73	4-3-1	50.2	55	25-21
Cle.	6.00	1-0-0	9	7	6-6	1	4.39	6-2-0	80	98	41-39
Det.	2.03	2-1-1	26.2	26	12-6	0	3.44	5-4-1	83.2	84	39-32
K.C.	2.57	0-0-0	7	6	2-2	1	2.71	4-3-1	83	78	32-25
Mil.	3.77	1-0-0	14.1	15	7-6	0	4.39	7-4-0	96.1	101	50-47
Min.	3.00	2-0-0	15	17	7-5	1	4.80	3-2-0	60	66	38-32
N.Y.	2.50	0-1-0	18	11	5-5	1	3.58	1-6-0	78	63	33-31
Oak.	4.00	1-0-0	9	12	4-4	0	2.45	5-0-1	55	46	15-15
Sea.	4.82	1-1-0	18.2	21	15-10	2	3.79	9-2-1	80.2	80	41-34
Tex.	3.24	1-0-0	8.1	7	3-3	0	4.50	3-2-0	60	68	31-30
Tor.	—	—	—	—	—	—	1.30	5-2-1	59.2	41	14-13
1st Half	3.42	7-3-0	73.2	81	40-28	4	—	—	—	—	—
2nd Half	3.25	7-2-2	105.1	92	44-38	6	—	—	—	—	—

		1981						TIPPY MARTINEZ*						LIFETIME					
		ERA	W-L-SV	IP	H	R-ER	HR	ERA	W-L-SV	IP	H	R-ER	HR	ERA	W-L-SV	IP	H	R-ER	HR
Total		2.90	3-3-11	59	48	21-19	4	3.11	31-17-56	457	391	179-158	18	3.11	31-17-56	457	391	179-158	18
Bal.		2.27	2-1-8	35.2	29	11-9	1	2.54	18-7-26	180.2	154	60-51	7	2.54	18-7-26	180.2	154	60-51	7
Away		3.86	1-2-3	23.1	19	10-10	3	3.48	13-10-30	276.1	237	119-107	13	3.48	13-10-30	276.1	237	119-107	13
vs. Bos.		—	—	—	—	—	—	3.65	2-1-2	37	45	17-15	2	3.65	2-1-2	37	45	17-15	2
Cal.		2.57	0-0-2	7	3	2-2	1	2.08	0-1-5	34.2	21	10-8	1	2.08	0-1-5	34.2	21	10-8	1
Chi.		3.86	0-0-2	7	10	4-3	0	3.21	3-1-4	42	45	18-15	1	3.21	3-1-4	42	45	18-15	1
Cle.		2.45	0-0-0	3.2	2	1-1	0	2.03	1-1-6	31	24	10-7	0	2.03	1-1-6	31	24	10-7	0
Det.		2.70	0-1-2	13.1	8	5-4	2	3.43	3-8-8	60.1	49	26-23	6	3.43	3-8-8	60.1	49	26-23	6
K.C.		2.08	2-0-0	4.1	3	1-1	0	3.23	2-1-3	28.2	31	17-14	1	3.23	2-1-3	28.2	31	17-14	1
Mil.		1.00	0-0-0	2	5	4-4	0	6.60	2-2-2	15	16	11-11	0	6.60	2-2-2	15	16	11-11	0
Min.		0.00	0-0-1	0.2	0	0-0	0	3.15	1-1-5	34.1	29	12-12	0	3.15	1-1-5	34.1	29	12-12	0
N.Y.		5.68	1-1-0	6.1	7	4-4	1	3.22	6-5-5	44.2	40	17-16	0	3.22	6-5-5	44.2	40	17-16	0
Oak.		0.00	0-0-2	5.1	3	0-0	0	1.71	3-1-5	42	24	10-8	0	1.71	3-1-5	42	24	10-8	0
Sea.		0.00	0-0-1	5.2	3	0-0	0	1.64	1-0-3	22	15	6-4	0	1.64	1-0-3	22	15	6-4	0
Tex.		0.00	0-0-1	1	0	0-0	0	2.17	4-0-5	37.1	18	9-9	0	2.17	4-0-5	37.1	18	9-9	0
Tor.		0.00	0-0-0	2.2	4	0-0	0	6.75	2-0-3	20	28	17-15	1	6.75	2-0-3	20	28	17-15	1
1st Half		2.20	2-2-9	28.1	24	8-7	2	* T. Martinez career record incl. following vs. O's: ERA—1.23, W-L-SV—0-0-0, IP—7.1											
2nd Half		3.56	1-1-2	30.2	24	13-12	2												

ORIOLES INDIVIDUAL PITCHING

1981 and Lifetime

SCOTT MCGREGOR													LIFETIME			
	ERA	W-L-SH	IP	H	R-ER	HR	ERA	W-L-SH	IP	H	R-ER	HR				
Total	3.26	13-5-3	160	167	63-58	13	3.45	64-38-13	949	939	396-364	75				
Bal.	3.50	7-2-1	87.1	94	36-34	9	3.30	32-15-5	455	455	182-167	40				
Away	2.97	6-3-2	72.2	73	27-24	4	3.59	32-23-8	494	484	214-197	35				
vs. Bos.	—	—	—	—	—	—	6.28	2-5-0	53	68	38-37	6				
Cal.	4.22	3-0-0	21.1	21	10-10	3	1.99	8-2-1	86	65	23-19	6				
Chi.	4.76	1-1-0	11.1	20	6-6	2	2.73	6-3-1	56	58	18-17	4				
Cle.	2.76	2-0-0	16.1	21	7-5	2	4.64	7-2-1	75.2	86	43-39	10				
Det.	5.82	1-3-0	21.2	31	17-14	1	3.14	10-4-1	129	125	51-45	9				
K.C.	2.70	1-0-0	10	5	3-3	2	3.31	3-4-0	54.1	59	23-20	3				
Mil.	2.35	0-0-0	7.2	8	2-2	0	6.44	1-5-0	57.1	74	46-41	7				
Min.	—	—	—	—	—	—	2.67	7-1-1	77.2	77	25-23	3				
N.Y.	1.59	2-0-2	22.2	24	4-4	0	3.70	5-5-4	97.1	101	41-40	7				
Oak.	2.45	1-1-0	29.1	20	8-8	2	3.64	3-3-1	71.2	63	31-29	6				
Sea.	16.20	0-0-0	1.2	7	3-3	0	4.11	2-2-0	65.2	66	31-30	7				
Tex.	—	—	—	—	—	—	2.21	4-0-0	53	46	13-13	3				
Tor.	1.50	2-0-1	18	10	3-3	1	1.38	6-2-3	71.2	51	13-11	4				
1st Half	3.15	6-2-1	74.1	76	26-26	6										
2nd Half	3.36	7-3-2	85.2	91	37-32	7										

JIM PALMER

	ERA	W-L-SH	IP	H	R-ER	HR	ERA	W-L-SH	IP	H	R-ER	HR	LIFETIME			
Total	3.75	7-8-0	127	117	60-53	14	2.78	248-140-51	3626	3046	1249-1120	268				
Bal.	3.72	4-5-0	72.2	65	34-30	10	2.51	123-65-30	1840	1497	587-514	129				
Away	3.79	3-3-0	54.2	52	26-23	4	3.05	125-75-21	1786	1549	662-606	139				
vs. Bos.	3.38	0-0-0	13.1	10	5-5	2	3.06	20-16-5	408.1	369	152-139	41				
Cal.	6.10	0-2-0	10.1	10	7-7	3	2.48	24-10-4	316	258	103-87	22				
Chi.	2.08	0-0-0	13	15	4-3	0	2.65	24-9-3	289	247	95-85	19				
Cle.	2.45	1-0-0	7.1	4	2-2	1	2.17	27-11-7	368.1	270	102-89	28				
Det.	16.88	0-1-0	2.2	6	5-5	0	3.14	19-11-5	289.2	241	104-101	24				
K.C.	1.50	0-1-0	6	4	3-1	0	2.89	20-11-4	252.1	213	96-81	13				
Mil.	5.79	1-1-0	9.1	10	6-6	1	2.57	20-9-6	297.1	241	97-85	27				
Min.	2.31	1-0-0	11.2	17	5-3	0	2.77	19-10-3	263.1	228	94-81	19				
N.Y.	1.00	2-0-0	18	9	2-2	1	2.84	27-15-7	377.2	315	127-119	24				
Oak.	4.76	1-2-0	17	17	11-9	4	2.85	19-14-3	278	240	100-88	19				
Sea.	5.06	0-0-0	5.1	5	3-3	1	5.88	2-3-0	33.2	42	22-22	2				
Tex.	—	—	—	—	—	—	2.85	19-16-4	331.1	279	113-105	23				
Tor.	4.73	1-1-0	13.1	10	7-7	1	2.81	8-5-0	121.2	103	44-38	7				
1st Half	2.94	3-4-0	70.1	64	27-23	6										
2nd Half	4.74	4-4-0	57	53	33-30	8										

SAMMY STEWART

	ERA	W-L-SV	IP	H	R-ER	HR	ERA	W-L-SV	IP	H	R-ER	HR	LIFETIME			
Total	2.33	4-8-4	112	89	33-29	8	3.15	20-21-8	360	298	136-126	28				
Bal.	2.77	2-5-1	68.1	48	22-21	6	3.24	11-11-2	186	139	69-67	19				
Away	1.64	2-3-3	44	41	11-8	2	3.05	9-10-6	174	159	67-59	9				
vs. Bos.	0.00	0-0-0	6	4	1-0	0	1.56	2-0-1	34.2	26	7-6	2				
Cal.	0.00	0-0-0	7.1	7	1-0	0	2.55	2-0-1	24.2	20	8-7	2				
Chi.	3.27	0-2-0	11	9	5-4	1	4.77	1-4-1	45.1	51	25-24	4				
Cle.	3.86	0-1-0	7	6	3-3	0	5.78	1-2-0	18.2	20	12-12	0				
Det.	1.80	1-1-1	25	18	6-5	2	1.53	4-2-2	58.2	39	12-10	2				
K.C.	0.00	0-0-1	8.2	5	0-0	0	1.36	1-1-1	33	18	7-5	3				
Mil.	2.25	0-0-0	8	6	2-2	1	3.63	2-3-1	39.2	27	16-16	5				
Min.	2.00	1-0-1	9	8	2-2	0	2.84	2-0-1	12.2	12	5-4	1				
N.Y.	7.56	1-2-0	8.1	8	7-7	3	4.95	1-3-0	20	16	11-11	2				
Oak.	1.04	1-1-0	8.2	7	1-1	0	4.24	2-3-0	23.1	24	11-11	2				
Sea.	2.25	0-1-0	8	4	2-2	1	4.15	1-2-0	17.1	15	8-8	1				
Tex.	6.75	0-0-0	2.2	4	2-2	0	3.57	0-1-0	22.2	18	10-9	1				
Tor.	3.38	0-0-0	2.2	3	1-1	0	2.89	1-0-0	9.1	12	4-3	0				
1st Half	1.81	2-3-3	49.2	42	14-10	2										
2nd Half	2.73	2-5-1	62.2	47	19-19	6										

TIM STODDARD

	ERA	W-L-SV	IP	H	R-ER	HR	ERA	W-L-SV	IP	H	R-ER	HR	LIFETIME			
Total	3.89	4-2-7	37	38	16-16	6	2.88	12-7-36	200	178	73-64	15				
Bal.	5.94	1-2-3	16.2	22	11-11	4	3.62	4-4-17	87	81	38-35	6				
Away	2.18	3-0-4	20.2	16	5-5	2	2.53	8-3-19	103	97	35-29	9				
vs. Bos.	9.00	1-1-0	3	7	3-3	0	3.26	2-1-3	19.1	20	7-7	1				
Cal.	9.00	0-0-0	1	3	1-1	1	3.60	2-0-2	15	11	6-6	3				
Chi.	10.13	0-0-0	2.2	2	3-3	0	2.57	1-0-2	21	18	8-6	0				
Cle.	0.00	0-0-1	1.2	1	0-0	0	2.50	1-0-4	18	20	5-5	1				
Det.	0.00	1-0-0	2.1	3	0-0	0	2.63	1-1-3	13.2	13	4-4	1				
K.C.	0.00	0-0-2	4.2	3	0-0	0	1.80	0-1-4	15	13	3-3	0				
Mil.	3.38	0-0-0	2.2	2	1-1	0	2.40	1-1-2	30	21	14-8	3				
Min.	0.00	0-0-1	1.1	1	0-0	0	1.54	0-0-4	11.2	8	2-2	1				
N.Y.	3.86	0-0-1	4.2	6	2-2	1	2.60	1-1-4	17.1	17	5-5	1				
Oak.	4.05	0-1-2	6.2	5	3-3	3	1.93	1-1-3	18.2	11	4-4	3				
Sea.	3.86	2-0-0	4.2	2	2-2	1	5.56	2-1-0	11.1	10	7-7	1				
Tex.	5.40	0-0-0	1.2	3	1-1	0	9.00	0-0-3	5	7	5-5	0				
Tor.	0.00	0-0-0	0.1	0	0-0	0	4.16	0-0-2	4.1	9	3-2	0				
1st Half	4.61	1-1-2	13.2	20	7-7	2										
2nd Half	3.42	3-1-5	23.2	18	9-9	4										

SH-Shutouts SV-Saves

ORIOLES LONGEST GAMES

Inn.	Date	Opponent	By Innings	Score	W/L	Time
19	6/ 4/67	Washington	A	7-5	W	5:18
18	8/ 6/59	Chicago	H	1-1	T	4:08
18	8/25/68	Boston	H	3-2	W	5:27
18	8/24/69	Oakland	A	8-9	L	5:08

STEVE STONE**

1981							STEVE STONE**				LIFETIME			
	ERA	W-L-SH	IP	H	R-ER	HR	ERA	W-L-SH	IP	H	R-ER	HR		
Total	4.57	4-7-0	63	63	39-32	7	4.03	73-56-2	1095	1047	545-490	115		
Bal.	4.86	3-4-0	33.1	40	24-18	4	3.19	26-12-1	330	306	135-117	34		
Away	4.30	1-3-0	29.1	23	15-14	3	4.39	47-44-1	765	741	410-373	81		
vs. Bos.	—	—	—	—	—	—	5.05	7-3-0	92.2	104	56-52	12		
Cal.	1.80	0-1-0	5	6	6-1	0	3.57	8-4-0	90.2	86	46-36	5		
Chi.	11.74	0-2-0	7.2	13	10-10	0	5.91	1-3-0	32	41	22-21	6		
Cle.	20.25	0-1-0	1.1	4	3-3	0	4.58	7-4-1	92.1	92	51-47	10		
Det.	6.23	0-0-0	4.1	3	3-3	2	6.37	1-3-0	41	44	31-29	10		
K.C.	3.09	1-0-0	11.2	16	5-4	3	3.86	4-3-0	84	89	40-36	9		
Mil.	10.80	0-0-0	3.1	4	4-4	0	4.19	9-6-0	126.2	125	63-59	16		
Min.	0.00	0-0-0	2	1	0-0	0	7.01	1-4-0	34.2	40	28-27	3		
N.Y.	0.00	0-1-0	0	0	1-0	0	3.61	3-4-0	47.1	42	21-19	8		
Oak.	3.86	1-0-0	7	6	3-3	1	3.64	7-4-0	96	86	43-39	10		
Sas.	0.00	1-0-0	7.1	2	0-0	0	2.42	9-3-1	104.1	76	34-28	8		
Tex.	0.00	0-0-0	6	1	0-0	0	3.63	7-7-0	106.2	98	51-43	10		
Tor.	5.14	0-1-0	7	7	4-4	1	2.60	8-4-0	97	73	30-28	5		
1st Half	4.72	2-3-0	34.1	38	19-18	4	**Stone career record incl. following vs. O's							
2nd Half	4.45	2-4-0	28.1	25	20-14	3	ERA—4.74, W-L-SH—1-4-0, IP—49.1 H—51, R—ER—29-26, HR—3.							

OPPOSING PITCHERS RECORDS (Cont.)

Pitcher	1981 Club	1981 W-L-S	vs. Orioles			Lifetime Record	
			1981 IP	1981 W-L-S	Career W-L	Amer. Lg. W-L-S	Majors W-L-S
La Roche	N.Y.	4-1-0	4.2	0-0-0	2-4	52-49-117	61-56-126
Lacey	Cle.-Tex.	0-0-0	—	—	0-3	18-24-22	—
Langford	Oak.	12-10-0	26	1-2-0	6-8	58-70	58-71
Leal	Tor.	7-13-1	5.2	0-1-0	0-3	10-17-1	—
Leonard	K.C.	13-11-0	20	1-1-0	7-6	120-84-1	42-50-1
Lerch	Mil.	7-9-0	5.1	1-0-0	1-0	7-9	32-15-46
Lopez	Det.	5-2-3	15.1	1-0-0	4-0	28-13-46	—
Martin	K.C.	4-5-4	7.2	0-1-2	0-3	14-18-11	—
F. Martinez	Cal.	0-0-0	2.1	0-0-0	1-1	7-9	—
Matlack	Tex.	4-7-0	—	—	2-0	34-34-2	116-115-2
May	N.Y.	6-11-1	14.1	0-0-0	3-13	127-132-9	145-145-9
McCatty	Oak.	14-7-0	18	2-0-0	4-2	39-33	—
McClure	Mil.	0-0-0	3	0-0-0	1-2	15-17-31	—
McClothen	Chi.	0-0-1	2	0-0-0	0-2	9-9-0	86-93-21
B. McLaughlin	Oak.	0-0-1	—	—	1-2	14-21-17	—
J. McLaughlin	Tor.	1-5-10	4.2	0-0-1	1-0	7-14-14	12-17-19
Medich	Tex.	10-6-0	—	—	4-4	104-78-2	112-90-2
Mirabella	Tor.	0-0-0	—	—	0-3	8-18-1	—
Monge	Cle.	3-5-4	1.2	0-0-0	3-1	29-35-47	—
Morris	Det.	14-7-0	15	2-0-0	5-2	51-35	—
Nelson	N.Y.	3-1-0	12.2	1-1-0	1-1	3-1	—
Norris	Oak.	12-9-0	13	0-2-0	2-3	46-43	—
O'Connor	Min.	3-2-0	5.1	0-1-0	0-1	3-2	—
Owchinko	Oak.	4-3-2	5	0-1-0	0-3	6-12-2	31-51-2
Parrott	Sea.	3-6-1	8	1-0-0	2-2	19-39-5	—
Petry	Det.	10-9-0	13	1-1-0	2-4	26-23	—
Quisenberry	K.C.	1-4-18	6.1	0-0-1	1-0	16-13-56	—
Rainey	Bos.	0-1-0	—	—	1-1	16-9-1	81-60
Rau	Cal.	1-2-0	5	1-0-0	1-0	1-2	—
Rawley	Sea.	4-6-8	4.2	0-1-0	1-1	20-31-36	—
Redfern	Min.	9-8-0	4.1	0-1-0	3-2	37-37-3	117-129-5
Renko	Cal.	8-4-1	9.2	1-0-0	3-3	39-34-1	133-125
Reuschel	N.Y.	4-4-0	2.2	0-1-0	0-1	4-4	—
Righetti	N.Y.	8-4-0	24	2-0-0	2-0	8-5	—
Rozema	Det.	5-5-3	15	0-1-1	1-3	39-37-7	—
Saucier	Det.	4-2-13	9	0-1-2	0-1	4-2-13	12-10-14
Schatzeder	Det.	6-8-0	5	0-1-0	0-2	17-21	36-34-1
Schmidt	Tex.	0-1-1	6.2	0-1-0	0-1	0-1-1	—
Slaton	Mil.	5-7-0	5.1	0-0-0	9-11	110-120	59-53-2
Sorensen	St. L.	7-7-0	—	—	5-4	52-46-2	56-62-18
Spillner	Cle.	4-4-7	5	0-0-1	2-1	32-21-11	—
Spittorff	K.C.	5-5-0	5	0-0-0	9-7	142-122-1	—
Stanley	Bos.	10-8-0	6.2	1-0-0	5-3	59-37-28	4-8-7
Stanton	Cle.	3-3-2	0.1	0-1-0	0-1	4-6-7	—
Stieb	Tor.	11-10-0	12.1	1-0-0	1-4	31-33	—
Tanana	Bos.	4-10-0	4.2	0-1-0	10-5	106-88	—
Tobik	Det.	2-2-1	8.2	1-0-0	1-1	6-7-4	10-16
Todd	Tor.	2-7-0	7	0-1-0	0-1	7-10	165-129
Torrez	Bos.	10-3-0	2.1	0-0-0	5-9	104-79	—
Travers	Cal.	0-1-0	—	—	2-5	65-68-1	—
Trout	Chi.	8-7-0	10	0-1-0	1-5	31-31-4	—
Tudor	Bos.	4-3-1	—	—	1-1	13-10-1	—
T. Underw'd	N.Y.-Oak.	4-6-1	4.1	1-0-0	5-6	32-45-3	66-74-6
Vuckovich	Mil.	14-4-0	12	2-0-0	4-1	28-16-8	67-47-10
Waits	Cle.	8-10-0	4	0-1-0	6-6	72-70-4	78-74-6
Wilcox	Det.	12-9-0	18	1-1-0	1-9	73-70-4	—
Willis	Tor.	0-4-0	0.2	0-1-0	0-2	7-21-15	—
Witt	Cal.	8-9-0	11	1-2-0	1-2	8-9	—
Wright	K.C.	2-3-0	2.2	0-1-0	0-1	2-3	69-78-1
Zahn	Cal.	10-11-0	15.1	1-1-0	1-8	63-64	—

Pitchers who worked vs. O's in '81 but have no career record against them ('81 IP vs. O's in parentheses): Babcock, Tex. (0.2); Bailey, Det. (1.2); Brennan, Cle. (8); Clay, Sea. (7); Cooper, Min. (2.2); Frazier, N.Y. (4); Galasso, Sea. (1); Hammaker, K.C. (4); R. Jackson, Tor. (2); M. Jones, K.C. (3); Kinney, Det. (0.2); Lamp, Chi. (5); Lewallyn, Cle. (2); McGaffigan, N.Y. (4); Moreno, Cal. (1); Mueller, Mil. (2); Patterson, Chi. (3); Porter, Mil. (1); Rothchild, Det. (2); Sanchez, Cal. (1.2); Stein, Sea. (1); Ujdur, Det. (1.2); Verhoeven, Min. (4).

LEADING OPPOSING PITCHERS—1981

(10 or more innings pitched)

Pitcher	1981 Club	ERA	W-L-S	G	IP	H	R	R-E	BB	SO	HR
Beattie	Sea.	0.00	0-0-0	1	10	5	2-0	0	3	0	0
Morris	Det.	0.60	2-0-0	2	15	7	1-1	6	8	1	1
Righetti	N.Y.	0.75	2-0-0	3	24	18	2-2	8	20	0	0
Vuckovich	Mil.	0.75	2-0-0	2	12	8	1-1	2	9	0	0
McCatty	Oak.	1.00	2-0-0	2	18	13	2-2	3	7	1	1
Aase	Cal.	1.59	0-0-2	6	11.1	7	2-2	3	9	2	2
Davis	N.Y.	1.69	2-0-0	5	10.2	8	4-2	5	2	1	1
Gura	K.C.	1.69	1-1-0	2	10.2	13	10	3-3	9	9	1
Petry	Det.	2.08	1-1-0	2	13	10	4-4	1	6	0	0
Forsch	Cal.	2.20	1-1-0	2	16.1	13	4-4	1	6	0	0

Wins: 3—Dotson, Chi.
Losses: 2—Barker, Cle.; Erickson, Min.; Frost, Cal.; Guidry, N.Y.; John, N.Y.; Koosman, Min.-Chi.; Langford, Oak.; Norris, Oak.; Witt, Cal.
Saves: 3—Farmer, Chi.; 2—Aase, Cal.; Martin, K.C.; Saucier, Det.
Games: 6—Aase, Cal.; 5—Davis, N.Y.
Innings Pitched: 26—Langford, Oak.; 24—Righetti, N.Y.
Complete Games: 3—Langford, Oak.; 2—Wilcox, Det.
Walks: 1—Cappuzzello, Det.; Renko, Cal.
Strikeouts: 20—Righetti, N.Y.; 13—Dotson, Chi.
Home Runs: 4—Nelson, N.Y.; Norris, Oak.

OPPOSING BATTERS RECORDS—1981

Batter	1981 Club(s)	Avg.	AB	H	R	HR	RBI	Batter	1981 Club(s)	Avg.	AB	H	R	HR	RBI
Adams	Min.	.211	19	4	0	0	0	Lisi	Tex.	.500	2	1	0	0	0
Alkens	K.C.	.091	22	2	1	1	1	Luzinski	Chi.	.300	30	9	1	1	1
Ainge	Tor.	.042	24	1	0	0	0	Lynn	Cal.	.182	33	6	0	3	3
Allenson	Bos.	.154	13	2	1	2	2	Macha	Tor.	.200	10	2	0	0	0
Almon	Chi.	.316	38	12	0	6	6	Mackanin	Min.	.125	8	1	0	1	1
Armas	Oak.	.234	47	11	6	13	13	Manning	Cle.	.423	26	11	1	3	3
Babitt	Oak.	.176	17	3	0	0	0	Martinez, B.	Tor.	.250	8	2	0	2	2
Baines	Chi.	.207	29	6	0	5	5	May, L.	K.C.	.429	7	3	0	2	2
Baker	Min.	.000	1	0	0	0	0	Mayberry	Tor.	.235	17	4	0	2	2
Balboni	N.Y.	.000	2	0	0	0	0	McHenry	Sea.	.187	6	1	0	1	1
Bando, C.	Cle.	.167	6	1	0	0	0	McKay	Oak.	.088	34	3	0	0	0
Bando, S.	Mil.	.250	4	1	0	0	0	McRae	K.C.	.441	34	15	0	5	5
Bannister	Cle.	.750	4	3	0	0	0	Mendoza	Tex.	.333	6	2	0	0	0
Baylor	Cal.	.333	45	15	4	10	10	Meyer	Sea.	.231	13	3	0	0	0
Bell, B.	Cle.	.250	12	3	0	3	3	Millbourne	N.Y.	.300	20	6	0	2	2
Bell, J.	Tor.	.286	21	6	1	2	2	Miller	Bos.	.500	12	6	0	0	0
Beniquez	Cal.	.222	9	2	0	0	0	Molinaro	Chi.	.100	1	1	0	0	0
Bernazard	Chi.	.486	35	17	1	7	7	Molitor	Mil.	.471	17	8	0	2	2
Bochte	Sea.	.231	26	6	0	3	3	Morrison	Chi.	.200	10	2	1	3	3
Bonnell	Tor.	.200	20	4	0	1	1	Moseby	Tor.	.150	20	3	1	2	2
Bosetti	Tor.-Oak.	.429	7	3	0	1	1	Motley	K.C.	.235	17	4	0	0	0
Bosley	Mil.	.308	13	4	0	0	0	Mumphrey	N.Y.	.304	23	7	0	2	2
Brett, G.	K.C.	.125	32	4	0	0	0	Murcer	N.Y.	.235	17	4	1	6	6
Brookens	Det.	.250	44	11	1	4	4	Murphy, D.	Oak.	.195	41	8	1	6	6
Brown, D.	Det.	.100	1	1	0	0	0	Narmon	Sea.	.167	12	2	0	2	2
Brown, R.	N.Y.	.313	16	5	0	2	2	Nettles	N.Y.	.349	43	15	2	8	8
Bulling	Sea.	.111	9	1	0	0	0	Newman	Oak.	.207	29	6	0	1	1
Burleson	Bos.	.405	42	17	0	3	3	Nordhagen	Chi.	.304	23	7	0	4	4
Burroughs	Sea.	.286	21	6	1	9	9	Ogilvie	Mil.	.318	22	7	1	6	6
Butera	Min.	.200	15	3	0	1	1	Oliver	Tex.	.417	12	5	0	1	1
Campaneris	Cal.	.333	9	3	1	1	1	Orta	Cle.	.176	17	3	0	0	0
Carew	Cal.	.365	52	19	1	3	3	Otis	K.C.	.172	29	5	2	6	6
Castino	Min.	.240	25	6	0	2	2	Ott	Cal.	.080	25	2	0	1	1
Cerone	N.Y.	.267	45	12	0	1	1	Paciorek	Sea.	.222	27	6	1	3	3
Charboneau	Cle.	.500	2	1	0	0	0	Papel	Cle.	.200	5	1	1	2	2
Clark	Cal.	.235	17	4	1	5	5	Papi	Det.	.500	5	2	1	2	2
Cooper	Mil.	.435	23	10	0	2	2	Parrish	Det.	.216	37	8	2	5	5
Cowens	Det.	.296	27	8	0	2	2	Parsons	Sea.	.250	4	1	0	1	1
Cruz, J.	Sea.	.289	26	7	0	0	0	Patek	Cal.	.250	4	1	0	0	0
Davis, M.	Oak.	.000	2	0	0	0	0	Perez	Bos.	.167	12	2	1	4	4
Dent	N.Y.	.364	22	8	1	3	3	Peters	Det.	.167	6	1	0	0	0
Diaz	Cle.	.250	12	3	1	3	3	Picciolo	Oak.	.200	20	4	0	1	1
Dilone	Cal.	.143	14	2	0	0	0	Piniella	N.Y.	.273	22	6	0	2	2
Downing	Cal.	.233	43	10	0	4	4	Powell	Min.	.286	21	6	0	1	1
Drumwright	Oak.	.500	4	2	0	2	2	Pryor	Chi.	.364	22	8	0	3	3
Essian	Chi.	.231	13	3	0	2	2	Putnam	Tex.	.273	11	3	0	0	0
Evans	Bos.	.333	15	4	1	1	1	Randle	Sea.	.308	13	4	1	4	4
Fischlin	Cle.	.235	17	4	0	3	3	Randolph	N.Y.	.152	46	7	0	1	1
Fisk	Chi.	.286	21	6	0	2	2	Remy	Bos.	.111	9	1	0	2	2
Foot	N.Y.	.100	10	1	0	0	0	Revering	Oak.-N.Y.	.280	25	7	2	4	4
Ford	Cal.	.250	48	12	2	7	7	Rice	Bos.	.200	15	3	1	1	1
Gamble	N.Y.	.167	12	2	0	3	3	Rivers	Tex.	.333	12	4	0	2	2
Gantner	Mil.	.217	23	5	0	4	4	Roberts	Tex.	.600	5	3	0	1	1
Garcia, D.	Tor.	.111	9	1	0	0	0	Robertson	N.Y.	.000	4	0	0	0	0
Gibson	Det.	.423	26	11	2	4	4	Rodriguez	N.Y.	.385	13	5	0	2	2
Gray	Sea.	.333	3	1	0	0	0	Rosello	Cle.	.250	4	1	0	0	0
Grich	Cal.	.310	42	13	5	10	10	Rudi	Bos.	.100	1	1	0	1	1
Griffin	Tor.	.250	24	6	0	1	1	Simmons	Mil.	.348	23	8	0	7	7
Gross	Oak.	.115	26	3	2	5	5	Simpson	Sea.	.095	21	2	0	0	0
Grote	K.C.	.500	2	1	0	1	1	Smalley	Min.	.200	20	4	0	0	0
Grubb	Tex.	.143	7	1	0	0	0	Spencer	N.Y.-Oak.	.318	22	7	1	1	1
Hargrove	Cle.	.333	9	3	0	2	2	Squires	Chi.	.235	17	4	0	1	1
Harrah	Cle.	.455	22	10	0	2	2	Stein	Oak.	.231	13	3	0	2	2
Hassey	Cle.	.071	14	1	0	1	1	Stapleton	Bos.	.273	11	3	0	0	0
Hatcher	Min.	.269	26	7	0	2	2	Stein	Tex.	.750	4	3	0	0	0
Hayes	Cle.	.286	14	4	1	3	3	Summers	Det.	.214	28	6	0	5	5
Heath	Oak.	.243	37	9	1	1	1	Sundberg	Tex.	.167	6	1	0	0	0
Hebner	Det.	.200	30	6	0	2	2	Thomas	Mil.	.333	21	7	1	6	6
Henderson, R.	Oak.	.400	50	20	0	1	1	Thornton	Cle.	.250	8	2	0	1	1
Hobson	Cal.	.205	39	8	1	7	7	Trammell	Det.	.304	56	17	0	6	6
Hoffman	Bos.	.188	16	3	0	0	0	Upshaw	Tor.	.167	12	2	1	1	1
Howell	Mil.	.118	17	2	0	2	2	Ward	Min.	.500	20	10	2	3	3
Hurdle	K.C.	.455	11	5	2	3	3	Wash'ton, U.	K.C.	.321	28	9	0	2	2
Jorg	Tor.	.200	20	4	0	0	0	Wathan	K.C.	.217	23	5	1	2	2
Jackson, Reg.	N.Y.	.163	43	7	3	6	6	Watson	N.Y.	.133	15	2	0	0	0
Jackson, Ron	Min.-Det.	.342	38	13	0	5	5	Werth	N.Y.	.500	2	1	0	0	0
Johnson, C.	Oak.	.286	42	12	10	10	10	Whitaker	Det.	.250	40	10	0	2	2
Johnson, L.	Chi.	.261	23	6	0	4	4	White	K.C.	.288	28	8	1	4	4
Jones, L.	Det.	.208	24	5	0	4	4	Whitt	Tor.	.222	9	2	0	0	0
Kelleher	Det.	.500	4	2	0	0	0	Wilfont	Min.	.250	16	4	0	1	1
Kelly	Cle.	.286	7	2	0	2	2	Willis	Tex.	.154	13	2	0	1	1
Kemp	Det.	.311	45	14	2	8	8	Wilson	K.C.	.222	36	8	1	3	3
Klutts	Oak.	.250	4	1	0	0	0	Winfield	N.Y.	.286	49	14	3	8	8
Kuiper	Cle.	.222	18	4	0	2	2	Wockenfuss	Det.	.318	22	7	3	6	6
Kuntz	Chi.	.556	9	5	0	0	0	Woods	Tor.	.200	10	2	0	2	2
Lansford	Bos.	.375	16	6	0	0	0	Wynegar	Min.	.500	4	2	0	0	0
LeFloore	Chi.	.214	14	3	0	2	2	Yastrzemski	Bos.	.182	11	2	0	4	4
Leach	Det.	.267	15	4	0	4	4	Yount	Min.	.200	25	5	0	1	1
Lemon	Chi.	.333	33	11	0	5	5	Zisk	Sea.	.458	24	11	2	0	0

OPPOSING BATTERS WHO WENT HITLESS VS. O's

Player	Club	AB	Player	Club	AB	Player	Club	AB
Anderson	Sea.	9	Goodwin	Min.	1	Moore, K.	Oak.	4
Brouhard	Mil.	8	Hancock	Bos.	1	Patterson	N.Y.	5
Budaska	Oak.	3	Harlow	Cal.	1	Pruitt	Cle.	5
Chalk	K.C.	1	Harris*	Cal.	4	Quirk	K.C.	7
Cox, L.	Tex.	2	Hill	Chi.	1	Sofield	Min.	4
Duran	Tex.	6	Hisle	Mil.	1	Velez	Tor.	5
Engle	Min.	3	Hosley	Oak.	3	Wagner	Tex.	2
Fahey	Det.	8	Moore, C.	Mil.	3	Whitmer	Tor.	4

NOTE: Anyone not listed above did not bat officially vs. O's in '81.

*Had one RBI

1981 OPPOSING CLUB BATTING vs. ORIOLES

Club	Avg.	AB	R	H	HR	R/GM	GMS
BOSTON	.258	132	17	34	4	4.25	4
CALIFORNIA	.271	413	58	112	15	4.83	12
CHICAGO	.313	319	48	100	3	5.33	9
CLEVELAND	.275	204	27	56	4	4.5	6
DETROIT	.275	433	63	119	11	4.85	13
KANSAS CITY	.249	277	28	69	8	3.5	8
MILWAUKEE	.285	200	30	57	2	5.0	6
MINNESOTA	.262	206	16	54	2	2.67	6
NEW YORK	.251	434	52	109	12	4.0	13
OAKLAND	.231	399	44	92	14	3.67	12
SEATTLE	.238	214	27	51	5	4.5	6
TEXAS	.280	100	12	28	0	4.0	3
TORONTO	.192	219	15	42	3	2.14	7

Opponents	.260	3550	437	923	83	4.16	105
Totals							

LEADING OPPOSING HITTERS—1981

(20 or more at bats)

Batter	'81 Club	Avg.	AB	H	HR	RBI	Batter	'81 Club	Avg.	AB	H	HR	RBI
Ward	Min.	.500	20	10	2	3	Cooper	Mil.	.435	23	10	0	2
Bernazard	Chi.	.486	35	17	1	7	Gibson	Det.	.423	26	11	2	4
Zisk	Sea.	.458	24	11	2	3	Manning	Cle.	.423	26	11	0	3
Harrah	Cle.	.455	22	10	0	2	Burleson	Cal.	.405	42	17	0	3
McRae	K.C.	.441	34	15	0	5	Henderson	Oak.	.400	50	20	0	1

Hits: 20...Henderson-Oak.; 19...Carew-Cal.
Runs: 11...Henderson-Oak.; 10...Baylor-Cal.
Doubles: 5...Henderson-Oak.; Baylor-Cal.; Cooper-Mil.; and Hatcher-Min.
Triples: 1...14 players.
Home Runs: 6...Armas-Oak.; 5...Grich-Cal.
RBI: 13...Armas-Oak.; 10...Baylor and Grich-Cal.
BB: 13...Kemp-Det.; 11...Randolph-N.Y.
SO: 14...Jackson-N.Y.; 11...Armas and Murphy-Oak.

LOWEST AVERAGES

(20 or more at bats)

Batter	'81 Club	Avg.	AB	H	HR	RBI	Batter	'81 Club	Avg.	AB	H	HR	RBI
Ainge	Tor.	.042	24	1	0	0	Gross	Oak.	.115	26	3	2	5
Ott	Cal.	.080	25	2	0	1	Brett, G.	K.C.	.125	32	4	0	0
McKay	Oak.	.088	34	3	0	0	Moseby	Tor.	.150	20	3	1	2
Aikens	K.C.	.091	22	2	1	1	Randolph	N.Y.	.152	46	7	0	1
Simpson	Sea.	.095	21	2	0	0	Jackson	N.Y.	.163	43	7	3	6

THE BIRDS AND THE BROWNS

The Baltimore Orioles were charter members of the American League when it began operation in 1901. However, after two seasons the club was moved to New York where it ultimately became known as the New York Yankees.

The franchise from which the current Orioles descend came into the A.L. in 1901 representing Milwaukee, but in 1902 was transferred to St. Louis and named the Browns. In 52 seasons (1902 thru 1953) the Browns were, perhaps, the most unsuccessful team in major league history. They were 3,416-4,465 (.433) and finished in the second division 40 times. They won their only pennant in 1944 then lost the world series in six games to their home town rivals, the Cardinals.

In June, 1951, Bill and Charles DeWitt sold their controlling interest to Bill Veeck who operated the club for the next 2½ seasons. On September 29, 1953, he sold his shares to a group of Baltimore businessmen who brought major league baseball back to this city after a 51-year lapse.

ORIOLES 1981 INDIVIDUAL BATTING

	AYALA					BUMBRY					CROWLEY				
Season	Pct.	AB	H	HR	RBI	Pct.	AB	H	HR	RBI	Pct.	AB	H	HR	RBI
Balto.	.279	86	24	3	13	.273	392	107	1	27	.246	134	33	4	25
Away	.279	43	12	1	6	.279	208	61	1	17	.295	61	18	4	16
vs. Bos.	.279	43	12	2	7	.250	184	46	0	10	.205	73	15	0	9
Cal.	.250	4	1	0	1	.056	18	1	0	0	.429	7	3	0	0
Chi.	.300	10	3	0	0	.289	45	13	0	2	.000	12	0	0	0
Cle.	.273	11	3	1	2	.194	36	7	0	2	.300	10	3	0	2
Det.	.333	3	1	1	3	.346	26	9	0	4	.300	10	3	1	4
K.C.	.333	12	4	1	2	.209	43	9	0	3	.235	17	4	0	1
Mil.	.000	2	0	0	0	.273	33	9	0	1	.250	8	2	0	2
Min.	.429	7	3	0	1	.476	21	10	0	0	.000	1	0	0	0
N.Y.	.111	9	1	0	0	.381	21	8	0	2	.571	7	4	0	2
Oak.	.318	22	7	0	3	.250	40	10	0	4	.375	16	6	2	8
Sea.	.000	1	0	0	0	.277	47	13	0	8	.158	19	3	1	4
Tex.	.250	4	1	0	1	.292	24	7	0	0	.250	4	1	0	0
Tor.	.000	1	0	0	0	.273	11	3	0	0	.250	8	2	0	2
Pre-A.S.	.263	38	10	1	6	.255	188	48	1	15	.244	86	21	2	14
Post-A.S.	.292	48	14	2	7	.289	204	59	0	12	.250	48	12	2	11

Des. Hitter	.265	68	18	2	8	—	—	—	—	—	.259	108	28	4	20
Pinch Hitter	.313	16	5	1	5	.000	2	0	0	0	.286	21	6	0	7

	DAUER					DEMPESEY					DWYER				
Season	Pct.	AB	H	HR	RBI	Pct.	AB	H	HR	RBI	Pct.	AB	H	HR	RBI
Balto.	.263	369	97	4	38	.215	251	54	6	15	.224	134	30	3	10
Away	.241	203	49	0	12	.192	125	24	4	8	.212	66	14	3	8
vs. Bos.	.289	166	48	4	26	.238	126	30	2	7	.235	68	16	0	2
Cal.	.500	16	8	0	2	.231	13	3	0	0	.308	13	4	0	2
Chi.	.340	47	16	0	5	.281	32	9	1	4	.313	16	5	0	1
Cle.	.182	33	6	0	0	.056	18	1	0	0	.313	16	5	1	2
Det.	.231	26	6	0	5	.267	15	4	1	2	.000	7	0	0	1
K.C.	.250	48	12	0	6	.111	27	3	0	1	.318	22	7	2	2
Mil.	.226	31	7	0	2	.217	23	5	0	2	.167	6	1	0	1
Min.	.167	18	3	0	1	.143	14	2	0	0	.143	7	1	0	0
N.Y.	.400	20	8	0	4	.294	17	5	1	3	.200	5	1	0	1
Oak.	.340	50	17	2	6	.185	27	5	0	1	.333	9	3	0	0
Sea.	.163	43	7	0	1	.200	30	6	0	0	.091	11	1	0	0
Tex.	.227	22	5	2	5	.250	20	5	0	0	.222	9	2	0	0
Tor.	.133	15	2	0	1	.000	3	0	0	0	.000	5	0	0	0
Pre-A.S.	.283	180	51	1	20	.197	117	23	3	8	.271	85	23	1	7
Post-A.S.	.242	189	46	3	18	.231	134	31	3	7	.143	49	7	2	3

Des. Hitter	—	—	—	—	—	.000	1	0	0	0	.000	0	0	0	0
Pinch Hitter	.000	1	0	0	0	.000	7	0	0	0	.167	6	1	0	0

	FORD*					GRAHAM					LOWENSTEIN				
Season	Pct.	AB	H	HR	RBI	Pct.	AB	H	HR	RBI	Pct.	AB	H	HR	RBI
Balto.	.277	375	104	15	48	.176	142	25	2	11	.249	189	47	6	20
Away	.174	23	4	1	3	.176	68	12	1	5	.225	89	20	4	8
vs. Bos.	.284	352	100	14	45	.176	74	13	1	6	.270	100	27	2	12
Cal.	.240	48	12	2	7	.400	5	2	0	1	.182	11	2	0	0
Chi.	—	—	—	—	—	.000	9	0	0	0	.240	25	6	1	2
Cle.	.277	47	13	0	4	.222	18	4	1	2	.231	13	3	0	3
Det.	.500	38	19	3	10	.571	7	4	0	2	.222	18	4	0	1
K.C.	.136	22	3	1	3	.111	18	2	0	0	.150	20	3	1	1
Mil.	.267	15	4	0	0	.000	9	0	0	0	.222	9	2	0	1
Min.	.250	16	4	1	2	.000	6	0	0	0	.200	10	2	0	0
N.Y.	.269	26	7	2	4	.300	10	3	0	2	.333	3	1	0	1
Oak.	.400	15	6	0	0	.083	12	1	0	0	.333	9	3	0	0
Sea.	.306	36	11	1	3	.067	15	1	0	1	.361	36	13	2	6
Tex.	.147	34	5	2	4	.100	10	1	0	0	.176	17	3	1	3
Tor.	.222	9	2	0	0	.333	9	3	1	2	.750	4	3	0	0
Pre-A.S.	.273	44	12	3	9	.286	14	4	0	0	.143	14	2	1	2
Post-A.S.	.290	207	60	12	32	.218	87	19	2	8	.269	93	25	3	12
Des. Hitter	.262	168	44	3	16	.109	55	6	0	3	.229	96	22	3	8
Pinch Hitter	—	—	—	—	—	.095	21	2	0	2	.400	5	2	0	1

*Ford '81 Record includes following vs. O's: Avg.-.250, AB-48, H-12, HR-2, RBI-7.

	MORALES					MURRAY					RIPKEN				
Season	Pct.	AB	H	HR	RBI	Pct.	AB	H	HR	RBI	Pct.	AB	H	HR	RBI
Balto.	.244	86	21	2	14	.294	378	111	22	78	.128	39	5	0	0
Away	.200	50	10	0	7	.279	190	53	12	41	.143	14	2	0	0
vs. Bos.	.306	36	11	2	7	.309	188	58	10	37	.120	25	3	0	0
Cal.	.750	4	3	0	2	.125	8	1	0	0	—	—	—	—	—
Chi.	.000	4	0	0	0	.238	42	10	1	8	.200	10	2	0	0
Cle.	.200	5	1	0	0	.286	21	6	2	6	.333	3	1	0	0
Det.	.000	1	0	0	0	.391	23	9	2	11	—	—	—	—	—
K.C.	.308	13	4	0	2	.286	49	14	3	10	—	—	—	—	—
Mil.	.111	9	1	0	0	.233	30	7	2	5	.000	2	0	0	0
Min.	.125	8	1	0	0	.522	23	12	3	8	.333	3	1	0	0
N.Y.	.167	6	1	0	0	.392	28	11	0	4	—	—	—	—	—
Oak.	.188	16	3	1	1	.275	14	4	4	9	—	—	—	—	—
Sea.	.417	12	5	0	5	.250	36	9	2	6	.000	11	0	0	0
Tex.	.167	6	1	1	3	.360	25	9	1	5	.100	10	1	0	0
Tor.	.000	1	0	0	0	.167	12	2	0	0	—	—	—	—	—
	1.000	1	1	0	1	.233	30	7	2	6	—	—	—	—	—
Pre-A.S.	.350	40	14	0	7	.259	197	51	8	26	—	—	—	—	—
Post-A.S.	.152	46	7	2	7	.331	181	60	14	52	.128	39	5	0	0
Des. Hitter	.221	68	15	2	11	—	—	—	—	—	—	—	—	—	—
Pinch Hitter	.263	19	5	1	8	—	—	—	—	—	.000	4	0	0	0

ORIOLES 1981 INDIVIDUAL BATTING

	ROENICKE					SAKATA					SINGLETON				
	Pct.	AB	H	HR	RBI	Pct.	AB	H	HR	RBI	Pct.	AB	H	HR	RBI
Season	.269	219	59	3	20	.227	150	34	5	15	.278	363	101	13	49
Balto.	.255	106	27	0	8	.310	71	22	3	11	.249	185	46	5	23
Away	.283	113	32	3	12	.152	79	12	2	4	.309	178	55	8	26
vs. Bos.	.500	4	2	0	1	.125	8	1	0	0	.500	12	6	1	4
Cal.	.348	23	8	0	4	.000	3	0	0	0	.182	44	8	0	5
Chi.	.136	22	3	0	0	.278	18	5	0	0	.438	32	14	4	9
Cle.	.375	8	3	0	0	.143	21	3	2	2	.217	23	5	0	3
Det.	.200	25	5	0	3	.333	3	1	0	0	.262	42	11	1	4
K.C.	.111	18	2	0	1	.318	22	7	2	5	.357	28	10	2	2
Mil.	.100	10	1	1	1	.667	6	4	0	2	.167	24	4	0	1
Min.	.450	20	9	0	0	.074	27	2	0	0	.304	23	7	1	5
N.Y.	.159	44	7	1	2	.269	26	7	1	4	.282	39	11	1	5
Oak.	.583	12	7	1	0	.200	5	1	0	0	.286	21	6	2	4
Sea.	.273	11	3	0	2	.429	7	3	0	2	.231	13	3	0	2
Tex.	.333	9	3	0	2	.000	4	0	0	0	.238	21	5	1	4
Tor.	.462	13	6	0	2	.211	38	8	0	0	.340	191	65	9	32
Pre-A.S.	.328	125	41	0	11	.232	112	26	5	11	.209	172	36	4	17
Post-A.S.	.191	94	18	3	9	.000	1	0	0	0	.284	109	31	3	15
Des. Hitter	—	—	—	—	—	—	—	—	—	—	.000	1	0	0	0
Pinch Hitter	.188	16	3	0	0	—	—	—	—	—	—	—	—	—	—

ORIOLES 1981 BATTING

	CLUB TOTALS						
	G	Pct.	AB	R	H	HR	R/GM
Season (59-46)	105	.251	3516	429	883	88	4.09
Balto. (33-22)	55	.246	1773	231	436	49	4.20
Away (26-24)	50	.256	1743	198	447	39	3.96
vs. Bos. (2-2)	4	.295	139	19	41	1	4.75
Cal. (6-6)	12	.246	391	39	96	4	3.25
Chi. (3-6)	9	.226	297	37	67	10	4.11
Cle. (4-2)	6	.297	209	42	62	6	7.00
Det. (6-7)	13	.226	424	46	96	13	3.54
K.C. (5-3)	8	.209	258	21	54	6	2.63
Mil. (2-4)	6	.254	197	22	50	6	3.67
Min. (6-0)	6	.327	214	34	70	2	5.67
N.Y. (7-6)	13	.244	438	48	107	16	3.69
Oak. (7-5)	12	.244	395	46	98	9	3.83
Sea. (4-2)	6	.245	220	27	54	8	4.50
Tex. (2-1)	7	.283	106	14	30	1	4.67
Tor. (5-2)	7	.254	228	34	58	6	4.86
Pre-A.S. (31-23)	54	.262	1815	228	475	39	4.22
Post-A.S. (28-23)	51	.240	1701	201	408	49	3.94
Des. Hitter		.253	380	40	96	11	57
Pinch Hitter		.202	119	6	24	2	20

NOTE: Corey in '81: at Balto. (0 for 1), away (0 for 7), vs. Cle. (0 for 1), vs. Mil. (0 for 1), vs. N.Y. (0 for 6), Pinch-Hitter (0 for 1)

Royster in '81: at Balto. (0 for 2), vs. Mil. (0 for 1), vs. Min. (0 for 1)

Shelby in '81: at Balto. (0 for 2), away (0 for 0), vs. Mil. (0 for 1), vs. Min. (0 for 1)

Williams in '81: at Balto. (1 for 2), away (0 for 0), vs. Mil. (0 for 1), vs. N.Y. (1 for 1)

ORIOLES LIFETIME INDIVIDUAL BATTING

	AYALA					BONNER					BUMBRY				
	Pct.	AB	H	HR	RBI	Pct.	AB	H	HR	RBI	Pct.	AB	H	HR	RBI
Career	.266	342	91	19	59	.258	31	8	0	3	.288	3674	1059	42	297
Balto.	.277	177	49	12	37	.167	6	1	0	1	.283	1800	509	21	140
Away	.255	165	42	7	22	.280	25	7	0	2	.293	1874	550	21	157
vs. Bos.	.200	10	2	0	1	.500	2	1	0	0	.275	363	100	3	29
Cal.	.353	17	6	1	2	.—	—	—	—	—	.278	284	79	1	22
Chi.	.192	32	6	1	4	.—	—	—	—	—	.268	250	67	5	25
Cle.	.250	28	7	2	7	.000	3	0	0	1	.315	349	110	4	33
Det.	.375	24	9	2	4	.000	3	0	0	0	.297	333	99	6	38
K.C.	.133	30	4	0	0	.—	—	—	—	—	.290	314	91	3	14
Mil.	.303	33	10	3	9	.—	—	—	—	—	.299	335	100	3	22
Min.	.290	29	10	2	6	.385	13	5	0	1	.279	287	80	1	19
N.Y.	.305	59	18	1	8	.—	—	—	—	—	.259	355	92	8	37
Oak.	.375	8	3	1	5	.000	1	0	0	0	.266	271	72	4	18
Sea.	.278	36	10	4	9	.—	—	—	—	—	.342	149	51	1	7
Tex.	.250	16	4	2	3	.—	—	—	—	—	.288	229	66	1	20
Tor.	.100	20	2	0	1	.222	9	2	0	1	.335	155	52	2	13
Career	.211	57	12	1	2	.254	1179	300	37	177	.261	2207	577	26	236
Balto.	.226	31	7	1	2	.267	577	154	21	100	.262	1091	286	7	120
Away	.130	26	5	0	0	.243	602	146	16	77	.261	1116	291	19	116
vs. Bos.	.333	3	1	0	0	.308	159	49	6	23	.276	192	53	3	22
Cal.	.—	—	—	—	—	.247	97	24	1	8	.293	188	55	2	20
Chi.	.—	—	—	—	—	.309	55	17	2	13	.286	175	50	1	19
Cle.	.267	15	4	0	0	.246	130	32	7	26	.231	182	42	2	19
Det.	.000	2	0	0	0	.262	126	13	1	11	.233	159	37	1	14
K.C.	.500	4	2	1	2	.191	68	30	3	14	.268	179	48	1	21
Mil.	.000	1	0	0	0	.294	102	24	4	17	.282	131	37	3	18
Min.	.000	2	0	0	0	.293	82	24	4	17	.220	164	36	3	14
N.Y.	.000	6	0	0	0	.198	81	16	4	18	.281	160	45	3	21
Oak.	.250	4	1	0	0	.212	113	24	5	16	.267	135	36	2	14
Sea.	.267	15	4	0	0	.238	21	5	0	9	.216	125	27	1	7
Tex.	.—	—	—	—	—	.269	93	25	0	9	.269	201	54	4	26
Tor.	.000	5	0	0	0	.154	52	8	0	3	—	—	—	—	—

ORIOLES LIFETIME INDIVIDUAL BATTING

	DEMPSEY*					DWYER*					FORD*				
	Pct.	AB	H	HR	RBI	Pct.	AB	H	HR	RBI	Pct.	AB	H	HR	RBI
Career	.239	2239	535	33	197	.264	507	134	14	62	.276	3169	875	100	462
Balto.	.226	936	212	15	75	.214	70	15	3	8	.280	132	37	4	21
Away	.248	1303	323	18	122	.272	437	119	11	54	.276	3037	838	96	441
vs. Bos.	.200	175	35	6	14	.308	13	4	0	2	.282	213	60	2	24
Cal.	.226	168	38	2	22	.253	75	19	0	3	.302	222	67	5	25
Chi.	.276	196	54	2	18	.250	20	5	1	2	.283	318	90	9	44
Cle.	.245	192	47	3	20	.206	34	7	2	5	.295	227	67	9	44
Det.	.214	187	40	1	11	.333	63	21	4	10	.250	204	51	7	32
K.C.	.225	160	36	4	16	.303	33	10	0	5	.258	283	73	9	49
Mil.	.219	247	54	4	18	.270	37	10	1	9	.255	196	50	6	27
Min.	.325	160	52	2	21	.222	18	4	1	5	.290	100	29	6	19
N.Y.	.242	190	46	4	14	.314	35	11	0	1	.225	209	47	3	12
Oak.	.201	159	32	2	9	.200	50	10	0	2	.309	272	84	15	46
Sea.	.266	128	34	0	8	.211	38	5	0	3	.271	218	59	8	32
Tex.	.235	102	24	0	5	.172	29	8	0	4	.258	283	73	9	39
Tor.	.254	122	31	3	20	.327	52	17	4	9	.296	169	50	8	31

*Dempsey career record includes following vs. O's: Avg. - .226, AB-53, H-12, HR-0, RBI-1

*Dwyer career record includes following vs. O's: Avg. - .300, AB-10, H-3, HR-1, RBI-2

*If '79 ALCS Stats are included, Ford's Figures at Baltimore are: G-35, Avg. - .291, AB-141, H-41, HR-6, RBI-24. His Total Career Stats vs. Balto. are: G-67, Avg. - .294, AB-255, H-75, HR-8, RBI-38

		GRANHAM					LOWENSTEIN*					MORALES*				
		Pct.	AB	H	HR	RBI	Pct.	AB	H	HR	RBI	Pct.	AB	H	HR	RBI
Career		.240	412	99	17	65	.245	2548	625	69	285	.291	774	225	14	116
	Balto.	.231	208	48	8	22	.262	347	91	14	57	.162	74	12	0	12
	Away	.250	204	51	9	43	.243	2201	534	55	228	.304	700	213	14	104
vs.	Bos.	.270	37	10	2	8	.262	290	76	6	23	.353	51	18	0	8
	Cal.	.136	22	3	1	2	.289	194	56	6	23	.412	51	21	1	9
	Chi.	.154	26	4	1	2	.248	145	36	4	18	.276	87	24	2	6
	Cle.	.324	37	12	3	7	.150	40	6	1	4	.267	60	16	1	10
	Det.	.200	50	10	2	7	.249	249	62	5	20	.280	57	13	1	7
	K.C.	.188	16	3	0	0	.253	170	43	3	14	.338	71	24	1	12
	Mil.	.167	30	5	1	5	.297	327	97	10	49	.250	76	19	0	10
	Min.	.364	33	12	2	15	.230	196	45	5	2	.167	6	1	0	0
	N.Y.	.063	16	1	0	0	.206	223	46	7	26	.281	64	18	1	4
	Oak.	.167	48	8	2	6	.241	191	46	6	26	.304	46	14	2	13
	Sea.	.227	22	5	1	2	.225	71	16	5	19	.303	66	20	4	18
	Tex.	.444	36	16	2	9	.208	197	41	4	16	.245	49	12	0	5
	Tor.	.256	39	10	0	2	.208	101	21	3	8	.333	24	8	1	6

DETAILED SUMMARY ORIOLES 1981 SEASON

Final Overall Record: 59-46 (.562)—Second in A.L. Eastern Division, one game behind Milwaukee.

Home: 33-22 **Road:** 26-24 **vs. East:** 26-23 **vs. West:** 33-23

First Half: 31-23 (.574)—Second, two games behind New York.

Second Half: 28-23 (.549)—Fourth, two games behind Milwaukee.

ARTIFICIAL TURF: In 1981, the Orioles were 5-3 in the 3 A.L. ballparks with artificial turf (K.C. . . . 1-1; Sea. . . . 2-1; Tor. . . . 2-1). Baltimore's lifetime record on the carpet is 83-81. The O's are 79-77 in A.L. stadiums (Chi. . . . 27-24 ('68-'75); K.C. . . . 19-30; Sea. . . . 15-10; Tor. . . . 18-13) and 4-4 in Cincinnati and Pittsburgh in 3 world series ('70 Cin. . . . 2-0; '71 Pit. . . . 0-3; '79 Pit. . . . 2-1).

The Birds were 9-10 on the carpet in '80 and 14-7 in '79 (including world series).

BATTING/HOME RUNS: The Orioles' overall team batting average of .251 placed them 11th in the A.L. The Birds batted .262 in the 1st half and .240 in the 2nd half. While the O's were just 7th overall with 88 home runs, they hit 49 in 51 2nd half games to trail only Oakland (50). Those 49 home runs accounted for 49% of the club's 2nd half run production (99 of 201 runs).

Baltimore led the major leagues with 5 grand slams, all of which were hit at Memorial Stadium between Aug. 15 and Sep. 7: **Doug DeCinces**, Aug. 15 vs. Chi; **Eddie Murray**, Aug. 16 vs. Chi; **DeCinces**, Aug. 27 vs. Cal; **Lenn Sakata**, Sep. 6 vs. Oak; **Murray**, Sep. 7 vs. Cle. **Murray**, **DeCinces**, and the Mets' Dave Kingman were the only major league players with 2 slams. The Orioles hit 5 of the A.L.'s 20 total slams, and no other major league club had more than 2.

The Birds also tied Detroit for the A.L. lead with 404 bases on balls and topped the majors by grounding into 110 double plays. The club was 5th in the circuit in doubles (165) and on-base percentage (.331).

CLOSE GAMES/LATE-INNING WINS: Baltimore led the American League in performance in one-run games for the 2nd time in the last 3 years with a 21-7 (.750) record, the best in the majors. The O's were 8-4 in one-run contests in the 1st half and 13-3 in the 2nd half. The club was 11th in the A.L. with a 9-13 mark in games decided by two runs. Yet, the Orioles combined record of 30-20 (.600) in one and two-run games was 2nd in the league to Oakland (32-21, .604).

Baltimore was 46-6 in games in which it took a lead into the 7th inning and 17-15 in games decided in the seventh inning or later. The club won 7 games in "sudden death" at Memorial Stadium, which accounted for 21% of the O's home victories in '81. **Terry Crowley** drove in the winning run in 2 of those wins. The Birds were also beaten in "sudden death" 4 times on the road, 3 of those losses coming at Yankee Stadium.

The Orioles finished with a 5-4 (.556) record in extra inning games, 4th in the circuit.

DAY/NIGHT: For the third consecutive season, the Orioles had the American League's best record in night games at 46-30 (.605). In '80, the O's set a major league record with 79 victories under the lights. However, the Birds had their trouble in day games this season, winning just 13 of 29 decisions to place 9th in the league. The club was just 6-13 on Sundays.

DAYS IN EACH POSITION: 1st Half—1st (20), 2nd (17), 3rd (7), 4th (7), 5th (4), 6th (5). The O's occupied 1st place on Apr. 10 (1-0, tie) and from May 18 thru June 5, when their largest lead was 3 games (May 27-30). The club's greatest deficit of the 1st half was 3½ games on Apr. 28-29.

2nd half—1st (2), 2nd (17), 3rd (9), 4th (23), 5th (2). Baltimore's only 2 days in 1st during the 2nd half came on Aug. 10 (1-0, tie) and again on Aug. 29 (11-7, ½ game lead). The O's were never higher than 4th beginning Sep. 13 with the largest deficit being 4 games on both Sep. 13 and 22.

DESIGNATED HITTERS: Orioles' designated hitters combined for a .252 average (96-for-381), 6th in the A.L., with 11 homers and 57 runs batted in (5th in league). Four players saw extensive time in that role: **Terry Crowley**, .257 (28-for-109), 4 hr, 20 rbi in 42 games. . . . **Ken Singleton**, .284 (31-for-109), 3 hr, 15 rbi in 30 games. . . . **Benny Ayala**, .265 (18-for-68), 2 hr, 8 rbi in 27 games. . . . **Jose Morales**, .221 (15-for-68), 2 hr, 11 rbi in 22 games.

DOUBLEHEADERS: The Orioles participated in 6 twinbills in '81, more than any A.L. club except Oakland (7), winning 2, losing 3, and splitting one. The lone split came against K.C. on Aug. 12, Baltimore's only doubleheader of the 2nd half. The team was 2-1-1 in twin-night doubleheaders and 0-2 in daytime twinbills.

FIELDING: Baltimore finished 3rd in the league with a .9834 fielding percentage (68 errors in 4,100 total chances) to trail Detroit (.9842) and Texas (.9837) by a slim margin. The O's had fewer errors than any club except Detroit (67), but Texas had 130 more total chances than Baltimore.

It was just the 4th time in the last 22 years (starting in '60) that the Birds have not finished 1st or 2nd in that department. The O's were 3rd in the league in double plays with 114 and 1st with 11 passed balls.

The Orioles had 4 A.L. individual fielding leaders, **Eddie Murray** at first base, **Rich Dauer** at second base, **Ken Singleton** in the outfield, and **Rick Dempsey** behind the plate. It marked the 1st time a major league club had had 4 fielding leaders since the '62 Chicago White Sox (1B-Joe Cunningham, 2B-Nellie Fox, SS-Luis Aparicio, P-Ray Herbert).

Murray led A.L. first basemen with a .999 percentage (one error in 991 total chances) and in assists with 91 while finishing 2nd in putouts (899), chances, and double plays (98). It was the 3rd consecutive season he has finished 2nd in total chances. Eddie's only error of the season came on Sep. 21, and it broke a string of 113 consecutive errorless games (1,112 chances) dating back to Sep. 7, '80. Since that time, **Murray** has erred just once in 126 games (1,252 chances).

Dauer fielded .989 (5 errors in 459 total chances) to edge K.C.'s Frank White (.988). Rich had a 76-game errorless streak (400 chances) snapped on Apr. 25. Three of his 5 errors came in 3 consecutive games, Sept. 2, 3, and 4. **Dempsey** committed just one error (May 30) in 420 chances to beat Texas' Jim Sundberg (.996). Rick also threw out 16 of 46 runners attempting to steal.

Singleton did not commit an error in 127 chances over 72 games to become the 2nd consecutive Baltimore outfielder to lead the league in fielding. **Gary Roenicke** fielded 1,000 (0 e in 205 tc) in '80. Ken's last error came on Aug. 2, '80, 132 games and 234 total chances ago.

Doug DeCinces paced A.L. third basemen in double plays (31) while tying for the top spot in putouts (86) and errors (17). He was 3rd in total chances (294) and 5th in assists (191). **Dennis Martinez** led A.L. pitchers in putouts (20), assists (44), and total chances (66).

HOME AND AWAY: The Orioles finished 3rd in the A.L. with a 33-22 (.600) home record, the 5th straight time and 11th overall that the club has had a .600 or better winning percentage at Memorial Stadium. The club has had a winning record at home in 23 of its 28 years in Baltimore.

The Birds had the A.L.'s 6th best road record at 26-24 (.520), the 13th time in the last 14 seasons (starting '68) that the team has had a winning record on the road. In the 2nd half, the O's were 16-15 at home and 12-8 on the road.

INJURIES: The Birds were hit hardest by injuries on the pitching staff. **Steve Stone**, who won the A.L.'s Cy Young Award with a club record 25 victories in '80, was placed on the disabled list on May 18 with tendinitis in his right elbow and did not pitch again until Aug. 20. **Stone** was also bothered by recurring arm problems in Sep. and made just 12 starts all year. **Mike Flanagan** was sidelined from Aug. 25 to Sep. 18 with a torn muscle in his left forearm, ending a streak of 157 consecutive starts. **Jim Palmer** was hampered by shoulder and neck problems and failed to finish better than .500 (7-8) for just the 2nd time in his major league career. **Dave Ford** did not pitch after Sep. 9 because of atrophy in his right shoulder.

Other injuries: **Lenn Sakata**, disabled for 3 weeks (May 10-28) with a severely sprained right ankle; **Doug DeCinces**, bothered by recurring back problems and muscle spasms, especially in the first half; **Eddie Murray** missed five games and was plagued much of Apr. by a viral infection; **Mark Belanger** (knee, hamstring, back pulls), **Rick Dempsey** (bruised hand), and **Ken Singleton** (bruised foot) were also bothered by various problems. See individual biographies for more details on injuries.

MONTH-BY-MONTH: April . . . 7-8 (.467); May . . . 21-8 (.724, best May ever); June . . . 3-7 (.300); August . . . 11-9 (.550); September . . . 14-13 (.519, worst Sep. since '72); October . . . 3-1 (.750).

PINCH-HITTING: After combining for a .289 (91-for-315) pinch-hitting average in '79 and '80, the Orioles slumped to .202 (24-for-119) this season, 8th in the league. The club had 2 homers and 20 runs batted in, 3rd in the A.L. . . . Baltimore had more pinch-hitting appearances (145) than any other team except Cleveland.

Terry Crowley batted .286 (6-for-21) and finished among the A.L. leaders in games (2nd, 31), hits (tied for 3rd, 6) rbi (4th, 7), and at bats (5th, 21). **Crowley** has a career pinch hit average of .274 (96-for-350), and his 96 pinch hits place him 8th on the all-time list and 3rd among active players. His lifetime pinch hit average with Baltimore is .298 (72-for-242), including a .318 (48-for-151) mark since returning to the O's in Aug. '77.

Jose Morales batted .263 (5-for-19) in 21 games and tied for the league lead in pinch game-winning rbi (3) and doubles (3). He was also 3rd in runs batted in (8) and slugging percentage (.579), tied for 4th in total bases (11), and tied for 7th in at bats (19). Of his 5 pinch hits, 3 were doubles and one a home run. He has a lifetime pinch average of .280 (99-for-353), and his 99 pinch hits place him 7th on the all-time list and 2nd among active players to Mike Lum (103).

Benny Ayala batted .313 (5-for-16) with a homer and 5 rbi in 20 games. **John Lowenstein** hit .300 (3-for-10) in 14 total appearances.

PITCHING: Baltimore finished 8th in the league with a 3.70 earned run average, the club's 2nd highest era in the last 25 years. The O's had never finished lower than 6th in the A.L. in team era in 27 previous seasons. The Birds had a 3.45 era in 54 1st half games and a 3.94 mark in 51 2nd half contests. The club was tied for 5th with 10 shutouts, 3 of those coming by 1-0 scores.

The Orioles' bullpen collectively recorded a 12-12 mark with a 3.55 era (114 er in 289 ip) and 22 saves. The Baltimore starters were 47-34 with a 3.76 era (272 er in 651 ip).

STREAKS, WINNING AND LOSING: The Orioles' 2 longest '81 winning streaks both occurred in May, when the Birds were 21-8. The club won 8 straight from May 13 thru 18 to go from 2nd place, 1½ games back, to 1st, 1½ games in front. Just prior to that period, the Birds put together a 5-game winning streak from May 4 thru 9. From May 4 thru 18, the team was 13-2 and advanced from 4th (2½ GB) to 1st (1½ GA). In the 2nd half, Baltimore won 4 in a row twice and 3 straight once.

The club's longest losing streak was 5 from May 30 thru June 4. During the 2nd half, the Orioles never lost more than 2 games in a row.

WINS: With the overall 2nd place finish, the Orioles have now finished 1st or 2nd in 13 of the last 16 seasons (starting '66). Baltimore has won more games than any other major league club in the last 25 years (starting '57) with a 2238-1697 record (.569) (see page 167 for full details).

The O's also own the major's best record in the last four seasons (starting '78) with a 351-236 mark (.598). That's slightly better than the Yankees (351-241, .593), who have played five more games in that span.

Baltimore has had 14 consecutive winning seasons (starting '68). The only major league club with a longer streak is the Boston Red Sox, who have been over the .500 mark in 15 straight campaigns (starting '67).

CHRONOLOGY OF 1981

THE FIRST TWO MONTHS

Much of the early Orioles season followed a familiar pattern. They won their opener as usual, plunged almost immediately into their traditional early season slump, then broke out of it abruptly in late April, and went on an extended tear, reminiscent of the pennant winning year of '79.

OPENING DAY VICTORY AND THE WOES OF APRIL

A record crowd of over 51,000 watched the Orioles win their opener for the 10th time in the last 12 years (they're 18-10 overall), beating the defending A.L. champion Kansas City Royals at Memorial Stadium.

However, a two-week downspin followed, low-lighted by the loss of 3 straight games at Comiskey Park, one of them an 18-5 drubbing by the White Sox. On Apr. 28, the O's sported a very ordinary 5-8 record, despite the Krypton-like efforts of Ken Singleton, proving again that baseball with all of its individuality remains a team game.

SINGLETON HOT/MURRAY COLD

To that point, Singleton was enjoying the best start ever experienced by an Orioles batter. He was to finish the first month with a .472 batting average (25-for-53), a .981 slugging percentage (52 bases in 53 at bats), a .517 on-base percentage (30-for-58), 7 home runs and 14 rbi. He capped that splendid performance by going 10-for-10 over a 2½ game span late in the month to set a club record, and was subsequently picked as the American League's "player of the month."

Meanwhile, however, the other half of the O's devastating switch-hitting tandem, Eddie Murray, was suffering perhaps his most serious career slump (compounded by a defiant virus that sidelined him for 5 days in mid-April) and hit only .133 (10-for-75) without a home run thru May 10.

Doug DeCinces' struggle was even more pronounced. He didn't hit a home run in his first 34 games, thru May 22, before finding the range 7 times in the next 7 games.

When that early slump bottomed out (Apr. 28), Singleton was batting .511, but the rest of the club, without him, was hitting a scrawny .220 (.245 including Singleton), and the Birds' pitching staff was staggering along with a 4.74 era.

MERRY MONTH OF MAY

The O's salvaged something of April by winning the final two games (finishing at 7-8), and that precipitated a month-long spree in which they captured 23 of 29 (thru May 29). In that prosperous stretch, the Orioles played 11 series and didn't lose a single one (8-0-3).

Unquestionably, the high point of this hot streak was the three-game sweep of the Yankees in Baltimore on May 25, 26 and 27. It was the 18th time in 28 years the O's had swept the Bombers in a series of 3 or more games.

Thru this extended period of excellence, Orioles' hitters recovered their collective batting eyes (they hit .304 and raised the club average to .272) while the pitchers were lopping a run and a half off the staff era (despite the absence of Cy Young Award winner Steve Stone who went down with a sore elbow).

Mike Flanagan, Dennis Martinez and Scott McGregor pitched consistently well as starters; Sammy Stewart was awesome in long relief; and Tippy Martinez was nearly flawless while taking over for the slumping Tim Stoddard as the O's prime short man.

On May 29, the O's, with a 28-14 record, stood astride the A.L. East, 3 games up on Milwaukee, 4 ahead of Cleveland and 4½ in front of New York. Only the Los Angeles Dodgers, among the 26 major league clubs, boasted a better record (32-14, .696).

Despite losing the last 2 games of the month to the Tigers in Baltimore, the O's enjoyed their most successful May ever, both on the field where they went 21-8 (.724) and at the turnstiles which clicked past 500,000 for the first time ever before late June.

JUNE GLOOM

Little did anyone realize, as the Orioles launched what was to be a two-week road trip to New York and the West Coast, that those 2 defeats at the end of May marked the start of a sharp decline that would produce 9 losses in the next 12 games.

The nearly time-wide consistency at the plate that had developed during the 23-6 streak suddenly evaporated and so did the O's ability to score.

Whereas the 3 victories over the Yankees in Baltimore climaxed the O's success of the month before, 3 losses to the Yankees in New York in early June (2 of them in extra innings) represented the depth of the early June slump.

The 3-9 tailspin knocked the Birds off their 1st place perch into the runner-up spot when, after the O's lost to the M's in the Kingdome on June 11, major league baseball took an unprecedented 8½ week summer sabbatical that would close down the ballparks until Monday, Aug. 10.

THE SECOND SEASON

Exactly four months after defeating the Royals on opening day at Memorial Stadium, the O's beat them again, 3-2, when the season re-opened in Baltimore on Aug. 10; this time on a 12th inning single by John Lowenstein. Back-to-back homers by Singleton and Murray which staked the O's to a 1st inning lead were followed by 10 consecutive hitless innings before Lowenstein's safety in the 12th climaxed the winning rally. In some ways that game was a capsule summary of what was to follow during the O's second season.

UP AND DOWN

The Birds split their 1st 10 games, then rallied to win 6 of 8 against the A's and Mariners on the West Coast and the Angels in Baltimore to jump into 1st place on Aug. 29 (for the first time since June 7) with an 11-8 record. . . They dropped to 2nd the following night and never regained the lead.

On Sep. 8, the O's were 17-11 (their best record in the 2nd half), in 2nd place, 1½ games back of the division leading Tigers. Over the next three weeks, however, they went 9-11 (thru Sep. 29) and during that stretch, on Sep. 13, slipped permanently into 4th place.

FATAL BLOW

If there was a point at which the bottom dropped out, it was in New York on Saturday night, Sep. 26. Behind Jim Palmer and McGregor, the O's had beaten Ron Guidry and Tommy John, 5-1 and 1-0, on Thursday and Friday, respectively. On this night they led the Yankees 4-3 in the bottom of the 9th, but Bobby Murcer's pinch-homer off Tim Stoddard gave the Yankees their 3rd "sudden death" win of the year over the Birds at Yankee Stadium. The next afternoon, New York won easily, and the O's dropped 2½ back with only 6 to play.

Though they finished the season on a high note by beating both the Tigers and Yankees two out of three, it was a case of "too little, too late."

2ND HALF ANALYSIS

Perhaps, the 3 most distinguishing characteristics of the O's 2nd season were:

- (1) They lived by the home run and died by the lack of consistent timely hitting when "Dr. Long Ball" was unavailable.
- (2) The reversal of roles by Singleton and Murray.
- (3) Uncommonly erratic Baltimore pitching.

HOME RUNS

In the 2nd season the O's banged out 49 home runs in 51 games. Only the A's (50) hit more. Additionally, the O's made their home runs count in almost unprecedented fashion. Thirty-one of them were hit with at least one man aboard and their five 2nd half grand slams (they had none in the 1st half) were 3 more than any other club in either league hit all season long.

The end result was that home runs accounted for 99 of 201 2nd half runs, nearly 50% of the total. Unfortunately, Baltimore ranked 10th during the 2nd season in the A.L. in runs and the .240 team batting average in that period ranked 12th.

MURRAY HOT/SINGLETON COLD

When the 1st half ended, Murray was rallying from his worst career slump while Singleton had understandably cooled off since his torrid opening month.

In the 2nd half, Murray continued his comeback with an awesome offensive effort that produced a .331 average, 14 home runs and 52 rbi in 50 games. He was the hands down winner of the O's "mvp" award and wound up with the A.L. full-season lead in rbi (78) while tying for the home run title (22).

Meanwhile, however, Singleton continued his decline at the plate and plunged into the worst slump of his career. In the 2nd half he batted only .209, hit only 4 homers and drove in only 17 runs in 50 games.

It was an agonizing time not only for Singleton, one of the game's best hitters and one of its most respected citizens, but also for his legion of admirers who wanted to help but didn't know how.

PITCHING

This is not to say, however, that all of the O's 2nd half troubles were attributable to an inconsistent offense. The pitching staff, despite solid hurling by Dennis and Tippy and McGregor, gave up nearly half a run a game more in the 2nd season than in the 1st, and the club's full season 3.70 era was its 2nd highest in the last 25 years.

IT'S A RELATIVE THING

The consensus—among fans, players, media and front office personnel alike—seems to be that 1981 was an off year for the Orioles. Expectations were high, particularly after the O's moved 3 games in front on May 29 with a 28-14 record, but from that point on, in this uniquely disjointed season, their record was a modest 31-32.

And, yet, how bad is it to finish with the 2nd best overall record in your division, only one game behind the first place team.

ORIOLES VS. OPPONENTS—1981

vs. BOSTON ('81: 2-2, Lifetime: 249-252)... The Red Sox remain the only club in the A.L. with a lifetime winning record vs. Baltimore... The two clubs did not play each other after Sunday, Apr. 26 in Baltimore.

Red Sox: In that final game (4/26) Jerry Remy singled home the tying and lead runs, then scored an insurance tally all the way from 2nd base on Carl Yastrzemski's sac fly, all in the 8th inning, in Sox' comeback from behind 7-5 win... O's had led 4-0 in 1st inning.

Yastrzemski who went 2-for-11 with 4 rbi in 3 games is batting .299 lifetime (347-for-1161) vs. O's... He's hit 32 of his 426 career homers against Baltimore.

After 2 seasons in A.L., Tony Perez is one of Memorial Stadium's biggest boosters... He's played 9 games there in that period, gone 15-for-32 (.469), hit 5 homers and driven in 14 runs... In his only prior Baltimore experience, Perez went 0-for-11 in 3 games during the '70 World Series.

Rick Miller was Boston's leading '81 hitter against the O's with 6-for-12 (.500).

Jim Rice has a .339 lifetime average vs. O's (119-for-351) with 23 homers and 71 rbi in 98 games... In the last 5 years, he's driven in 49 runs in 53 games against Baltimore. Lifetime Rice is batting only .215 (17-for-79) against Jim Palmer, but 8 of his hits have been homers... His first 7 home runs off Palmer were solos. However, his most recent was a 3-run job at Baltimore on Sep. 23, '80.

Mike Torrez, who didn't have a decision in his lone start vs. O's in '81, has lost 7 straight to Baltimore since his last victory on June 25, '78 (complete game victory over Dennis Martinez)... Over the last 3 years, Mike is 0-5 with a yield of 43 hits, 11 walks and 31 earned runs in 24.2 innings (era 11.31)... He is 2-7 vs. O's since joining Boston and 5-9 since the Birds traded him to A's in spring of '76.

Dennis Eckersley was 1-0 in '81 and is now 7-7 lifetime vs. Baltimore... He was 4-0 at the start of his career (thru May 24, '76), but is only 3-7 since then.

Orioles: Ken Singleton batted .500 (6-for-12) as did Rich Dauer (8-for-16)... Singleton has a .522 lifetime average (24-for-46) against Eckersley.

Vs. Torrez, Al Bumbry is batting .444 lifetime (16-for-36) and Dauer has a career mark of .433 (13-for-33) against Mike... Eddie Murray has 14 career homers at the Red Sox' expense, more than he's hit against any other opponent.

vs. CALIFORNIA ('81: 6-6, Lifetime: 164-132)... Despite a .500 record vs. the Angels in '81, the O's are 28-12 (.700) against them in the last 3 years (including 3-1 in '79 ALCS)... In that period, the Birds are 14-6 (incl. ALCS) at Anaheim where they are now 55-50 lifetime.

O's on West Coast: Though the Birds were only 8-7 on the Pacific Coast in '81, they boast a 45-22 (.672) record in the 3 far western ballparks over the last 4 seasons. In the last 5 years, Baltimore is 111-51 (.685) against California, Oakland and Seattle overall (starting '77).

Angels: Two original Orioles, Don Baylor and Bobby Grich, neither of whom had excelled previously against their former club, were the Angels most prolific run-producers in the '81 season series... Each had 10 rbi while Grich hit 5 homers and Baylor 4. Baylor batted .333 (15-for-45) with 9 extra base hits (5 d, 4 hr) while Grich had 7 (1 d, 1 t, 5 hr) and batted .310 (13-for-42)... Bobby hit 2 home runs off Scott McGregor in Baltimore on Aug. 27... Earlier in the year, June 6, he suffered a broken hand when hit with a Steve Luebber pitch.

The leading anti-Oriole hitter was Rick Burleson (.405, 17-for-42)... Rod Carew batted .365 (19-for-52) vs. Baltimore and now has a .315 average lifetime (119-for-607) against the O's, somewhat below his overall career mark of .332 (2505-for-7548).

Fred Lynn in his 1st year with California was 6-for-33 (.182) and former Pirate catcher Ed Ott batted only .080 (2-for-25).

Ken Forsch was 1-1 and in his 1st appearance ever vs. Baltimore, pitched a shutout, winning 10-0 on June 6... Geoff Zahn was 0-7 lifetime vs. the O's before beating Dennis Martinez at Anaheim Aug. 20... He lost later in the year so is now 1-8... No Angel pitcher defeated the O's more than once.

Orioles: Scott McGregor (3-0) and Dennis Martinez (3-1) accounted for all 6 Baltimore wins against the Angels... McGregor has now won 9 in a row from California (including '79 ALCS) since losing to Chris Knapp at Anaheim on Aug. 18, '78... During that 9 win skein, he has compiled a 1.59 era (73.2 ip, 50 h, 13 er) and has held Angels batters to a .183 average (42-for-230).

Mike Flanagan and Jim Palmer were both 0-2 vs. California.

The O's top 2 hitters were Gary Roenicke (.348, 8-for-23) and Rich Dauer (.340, 16-for-47)... Jose Morales has a .412 lifetime average vs. the Angels (21-for-51). Ken Singleton has a .455 average lifetime (10-for-22) vs. Steve Renko.

vs. CHICAGO ('81: 3-6, Lifetime: 234-210)... The Sox won the season series for the 1st time since '74... They batted .313 (100-for-319) in the 9 games while out-scoring Baltimore, 48-37.

The Birds batted only .226 (67-for-297), but, if you disregard one game in which they were battered 18-5 on Apr. 23, the O's actually out-scored Chicago in the other 8 encounters (32-30).

In that Apr. 23rd game, the 1st of a make-up doubleheader, the Sox amassed 26 hits, an Orioles' record yield for one game... The Sox also won the nightcap that day to sweep that 3 game series in Comiskey Park... It was to be the O's only trip to Chicago in '81.

Bottle Incident: While waiting for the game to be called because of rain on Apr. 22, Dennis Martinez was hit in the head by a beer bottle in front of the O's dugout and sustained a 4 inch stitch cut. The man who threw the bottle was immediately arrested and the 23-year old student from a Chicago suburb was ultimately charged and convicted of battery. He was sentenced to serve 26 weekends in jail, to pay room and board for the use of the cell and was also given a year's probation.

White Sox: Tony Bernazard, in his 1st A.L. season, became an instant Orioles nemesis... In the 9 games, he hit .486 (17-for-35), had a .561 on-base percentage (23-for-41) and was credited with the gwrbi in 4 of the Sox' 6 wins against the O's.

ORIOLES VS. OPPONENTS (Chi. Cont.)

Lamar Johnson whose 23 game hit streak vs. Baltimore ended on Apr. 21 batted a modest .261 (6-for-23)... It was the 1st time in his 6 seasons he had batted below .300 against Baltimore... He still has a .368 (70-for-190) career average vs. the Birds, highest among all active veteran players.

Wayne Nordhagen, another Chicagoan who has consistently excelled at the plate against the Orioles, batted .304 (7-for-23) and now has a .324 lifetime average (34-for-105)... He's hit 7 of his 37 lifetime A.L. homers against Baltimore.

Rookie **Rusty Kuntz** went 5-for-9 in 6 games... **Greg Luzinski** batted an even .300 (9-for-30), but was held to 1 home run and 1 rbi.

Richard Dotson, despite a 4.66 era (19.1 ip, 20 h, 10 er), was 3-0, the only opposing pitcher to defeat the O's 3 times. He's 4-1 lifetime... **Steve Trout** was 0-1 and is now 1-5 lifetime... He has lost 4 straight decisions to the O's since pitching his 1st big league shutout at Memorial Stadium on Aug. 13, '79 (7-0 over **McGregor**).

Steve Kemp batted .311 (14-for-45) and drew 13 walks for an on-base percentage of .466 (27-for-58) last year while with the Tigers... Over the last 3 years, **Kemp** is 37-for-103 (.359) with 21 walks and 26 rbi in 29 games.

Jerry Koosman was 0-2 vs. the O's in '81 while with the Twins... **Koosman**, who beat the Orioles twice in the '69 World Series, is 0-4 vs. Baltimore since coming to the A.L. in '79.

Orioles: The O's .226 team average was only that high because of **Ken Singleton** who hit .438 (14-for-32, with 3 d, 4 hr, & 9 rbi in 9 games)... Without him, the Orioles average was .200 even... The last 6 of **Ken's** club record 10 straight hits came against Chicago pitching Apr. 27 & 28.

Terry Crowley is the only veteran Oriole with a .300 lifetime average against the White Sox (.309, 17-for-55)... **Lenn Sakata** is anxiously awaiting his next hit off White Sox pitching... It will be his first... He's 0-for-34 lifetime.

The day after he was "beamed" by a beer bottle in Chicago, **Dennis Martinez** relieved **Scott McGregor** in the 4th inning (of that 18-5 debacle on Apr. 23) and failed to retire any of the 5 batters he faced (all 5 scored)... After that, however, **Dennis** was flawless... On Apr. 29 he combined with **Tippy Martinez** to blank **Trout**, 3-0, then pitched a 3-hit shutout on Aug. 15 against **Lamar Hoyt**.

Both **Sammy Stewart** and **Steve Stone** were 0-2... **Jim Palmer** had no decisions in '81, but is 13-2 against the Chisox since losing to them on June 16, '74... Lifetime, he is 24-9.

vs. CLEVELAND ('81: 4-2, Lifetime: 253-249)... The O's and Indians didn't meet for the first time until Sep. 7, then played all 6 of their games within 11 days.

Lifetime Rivalry: Baltimore holds a slim 4 game edge in the 28 year rivalry vs. Cleveland, but the Birds have come a long way since the early days. After their 1st 3 years in the league, the O's trailed the Indians 11-55 (3-19 in both '54 & '55 and 5-17 in '56), and were 40-90 after 6 seasons (thru '59).

It wasn't until June '79 that the O's finally pulled ahead in the won-lost column for the 1st time in Baltimore history. Over the last 13 seasons (starting '69), the O's are 127-79 (.617) vs. Cleveland.

McGregor vs. Barker: **Scott McGregor** has faced **Len Barker** in each of his last 5 starts against Cleveland (and vice versa)... In that stretch, **Scott** is 4-0 with a no-decision while **Barker** is 1-4, having beaten **Tippy Martinez** in relief of **McGregor** on Sep. 27, '80... **McGregor** has won those 4 straight decisions since his last loss to Cleveland on Sep. 22, '79 (to **Rick Waits**)... Lifetime, **Scott** is 7-2 vs. the Indians.

Barker is 2-7 lifetime vs. the O's and 2-6 since joining Cleveland in '79. In '81, he was 0-2 (19 h, 11 er in 11.1 inn. with 6 so). The last time he faced an Orioles starter, other than **McGregor**, was on May 21, '80 when he beat **Mike Flanagan**.

Indians: **Toby Harrah** (.455, 10-for-22) and **Rick Manning** (.423, 11-for-26) were the Indians' biggest offensive contributors vs. the O's in the abbreviated '81 season series... **Manning** stole 4 bases in 4 tries.

Orioles: **Eddie Murray** drove in 11 runs in 9 games vs. Cleveland while batting .391 (9-for-23) in '81... One of his 2 homers was a slam off **Wayne Garland** in Baltimore on Sep. 7.

Doug DeCinces also batted .391 (9-for-23) vs. the Tribe with 5 rbi... **Dan Graham** who was only 6-for-55 (.109) in the 2nd half went 4-for-7 during that period in 4 games against the Indians... **Al Bumbry** batted .346 (9-for-26) and now has a lifetime .315 average (110-for-349) vs. Cleveland... In the last 2 years **Bumbry** has had a .483 on-base percentage (42-for-87) in 18 games... Another Oriole with a .300 plus career average against the Indians is **Ken Singleton** (.313, 104-for-332).

Jim Palmer was 1-0 in '81 and is now 27-11 lifetime... He has more career wins vs. the Indians than against any other club.

vs. DETROIT ('81: 6-7, Lifetime: 270-239)... Detroit won the season series for only the 2nd time in the last 10 years.

Weaver vs. Anderson: **Earl** holds a 22-14 edge over **Sparky** since the latter became the Tigers Manager in '79 (the record is 26-15 if you include the '70 World Series).

Tigers: **Kirk Gibson** was the Tigers' leading regular vs. the O's with a .423 average (11-for-26) plus 2 home runs... **John Wockenfuss**, the Wilmington native, enjoyed another good year vs. the O's with 3 homers and back-to-back gwrbi in the Tiger victories of Sep. 22 & 23 in Baltimore... Among his 63 career home runs, 11 have been hit against Baltimore pitching, including 6 in the last 2 years.

George Cappuzzello, in his 9th pro season, made his big league debut when he started against the Birds at Baltimore on May 31, but didn't get out of the 1st inning (though the Tigers went on to win)... On Sep. 22, on the Tigers' next trip to Memorial Stadium, **George** earned his 1st (and only) big league win, in relief.

Jack Morris was 2-0 in 2 starts and yielded only 1 run in 15 innings (0.60 era).

Orioles: The Birds batted only .227 (96-for-424), some 49 points less than the Bengals (.275, 119-for-433), and were out-scored by the Tigers, 46-63.

Jim Dwyer batted .318 (9-for-22) and hit 2 of his 3 homers against the Tigers... Lifetime, **Dwyer** is batting .333 (21-for-63) vs. Detroit... **Ken Singleton** (54), **Eddie Murray** (50) and **Doug DeCinces** (48) have all driven in more runs lifetime vs. the Bengals than against any other opponent.

Dennis Martinez (2-1) was the O's only multiple winner vs. Detroit... **Scott McGregor** beat **Milt Wilcox** on May 22 to record his 6th straight victory over the Tigers and to improve his career record to 10-1... Then, **Scott** lost 3 in a row to Detroit the rest of the way.

Jim Palmer was 0-1, a loss on May 30 to **Morris** which snapped **Jim's** 7 game winning streak against the Tigers... He's won 7 of his last 8 against them since losing on July 31, '76, and is 19-11 lifetime.

vs. KANSAS CITY ('81: 5-3, Lifetime: 87-61)... The O's won the season series for the 1st time in 6 years (since '75)... From '76 thru '80, they were 0-2 with 3 ties in season series vs. K.C.... In that 6 year period, the O's are only 29-36 vs. the Royals.

However, Baltimore still holds a commanding lead in lifetime victories thanks largely to the fact that the Birds won 23 of the first 24 games they ever played against the Royals, in '69 & '70 (including a record 23 straight after **Dick Drago** beat **Dick Hall** on May 9, '69 in Baltimore in the first O's-Royals game)... Since the end of that streak, the O's hold a slim 64-60 edge.

Royals Stadium: The O's have a 51-24 (.680) lifetime advantage against the Royals at Baltimore and were 17-7 against them at old Municipal Stadium. However, since Royals Stadium opened in '73, the Orioles are 19-30 there and have gone 6-17 on the K.C. carpet starting June 4, '77.

Opening Days: In '82 the O's will play their home opener against K.C. for the 3rd straight time (or, 4th straight if you call the 1st game of the '81 2nd half an opening game)... The O's have won both (or, all 3 depending on your point of view) of the previous openers.

Odds: **Amos Otis** dropped routine fly balls in left field in each of the 1st 2 games of the year and **Gary Roenicke** returned the favor against the Royals, also at Memorial Stadium, on Aug. 12... **Otis'** 1st muff with 2 out and 1 on in the 5th inning opening day led to the O's 2-run game-winning rally (4 walks and the boot produced the 2 runs).

In those 1st 2 games of the year Royals pitchers issued 3 bases loaded walks (**Gura-2**, **Quisenberry-1**)... **Ken Singleton** hit home runs in the 1st innings of both the '81 opener and "re-opener."

Royals: The secret to the O's winning the season series was the containment of: **George Brett**-.125 (4-for-32, 0 hr, 0 rbi), **Willie Aikens**-.095 (2-for-22, 1 hr, 1 rbi) and **Willie Wilson**-.222 (8-for-36, 3 r, 1 hr, 1 rbi, 2 sb).

Nevertheless, **Brett**, who went 1-for-17 in the final 4 game series vs. the O's in August, maintains a .354 career average vs. Baltimore (114-for-322)... Only **Lamar Johnson** (.368) and **Ricky Henderson** (.358) have higher career averages vs. Baltimore among opponents with 100 or more at bats.

Hal McRae batted .441 (15-for-34) and **U. L. Washington** hit .321 (9-for-28)... **Otis** batted only .172 (5-for-29), but hit 2 homers and led K.C. with 6 rbi vs. Baltimore.

Interestingly, though the Royals were only 3-5 vs. the O's, they held the edge in batting (.249 to .209), scoring (28-21) and pitching (2.15 to 2.92).

ORIOLES VS. OPPONENTS (K.C. Cont.)

Larry Gura (1-1 in '81) has yielded only 7 earned runs in 45.2 innings against Baltimore these past 2 years (1.38 era), but has only a 3-3 record to show for his efforts... Lifetime, he's 9-5.

Dan Quisenberry had 1 save in 4 appearances last year... In his 3 A.L. seasons he has worked in 11 games vs. the O's, totaling 14.2 innings and has yet to yield an earned run... He's 1-0 with 2 saves in that span.

Orioles: **Singleton** was the only O's regular to bat over .300 vs. K.C. (.357, 10-for-28)... He is batting .318 lifetime (83-for-261) while **Jose Morales** is hitting .338 (24-for-71) and **Jim Dwyer** .303 (10-for-33).

The O's top 3 relief pitchers (**Tippy Martinez**, **Tim Stoddard** and **Sammy Stewart**) played a part in all 5 of the Birds' victories with a combined 2-0 record plus 3 saves... Their aggregate era was 0.51 (1 er in 17.2 ip)... **Tippy** was 2-0, **Stoddard** had 2 saves and **Stewart** 1 save... **Mike Flanagan** was 1-2.

vs. MILWAUKEE ('81: 2-4, Lifetime: 118-67)... The O's lost the season series for only the 3rd time in 13 years (including Seattle in '69). Though only 1-2 at County Stadium last year, the O's have a 55-33 lifetime record there in 12 seasons.

The Brewers out-hit (.285 to .264), out-scored (30-22) and out-pitched (3.40 to 5.02) the O's, but the Birds did hold a 6-2 edge in home runs.

Brewers: **Cecil Cooper** had another good year against Baltimore... He went 10-for-23 (.435) and in his 5 seasons at Milwaukee has batted .344 (72-for-209) vs. the O's... In his last 40 games against the Birds (starting '78) **Cooper** has driven in 34 runs.

Paul Molitor (.471, 8-for-17) has a .304 lifetime average (50-for-164) with 12 steals in 13 attempts... **Ted Simmons** batted .348 (8-for-23) vs. Baltimore in his 1st A.L. season and led the Brewers with 7 rbi in 6 games... **Larry Hise** was 0-for-1 in 1 game and has appeared in only 10 games against the O's in the last 3 seasons... Nonetheless, he boasts a .344 career average (98-for-285), and have driven in 43 runs in 46 games over the last 6 seasons.

Pete Vuckovich was the only pitcher on either club with 2 wins in the series, and he gave up only 1 run in 12 innings... He's 4-1 lifetime... MVP **Rollie Fingers** was 1-0 with 1 save in 2 appearances while **Moose Haas** was 0-1 and is now 4-5 lifetime vs. his hometown club.

Orioles: **Eddie Murray** was devastating with a .522 average (12-for-23), 3 homers and 8 rbi in 6 games, and **Al Bumbry** batted .476 (10-for-21).

Lenn Sakata has made the most of his opportunities against the club that originally signed him and brought him to the majors... Overall in 9 games during the past 2 years, **Lenn** has hit .348 (8-for-23) with 3 homers (of his 8 total in the majors) and 7 rbi... On Sep. 20 he homered twice for the first time in his career (off **Mike Caldwell** and **Reggie Cleveland**), and had 5 rbi in the O's 8-2 win at Baltimore.

In '80, in his only 2 plate appearances vs. Milwaukee, **Lenn** won 1 game with a sudden death 11th inning home run (June 2) and another time hit an 8th inning game tying sac fly (July 27) that led to another O's win in 12 innings.

Aside from **Sakata**, **Benny Ayala** (.303, 10-for-33), **Murray** (.317, 71-for-224) and **Gary Roenicke** (.324, 24-for-74) all have .300 plus career averages against the Brewers.

Roenicke is batting .571 lifetime (12-for-21) vs. **Caldwell**, and **Murray** is 7-for-14 (.500) against **Vuckovich**.

vs. MINNESOTA ('81: 6-0, Lifetime: 249-195)... The O's went undefeated against the Twins in '81 and have now beaten them 12 straight times since **John Verhoeven** decisioned **Tippy Martinez** in 11 innings on July 21, '80... The O's have also won 8 straight from Minnesota at Baltimore since **Steve Stone** lost to **Pete Redfern** on May 5, '80.

The O's are 16-2 over the last 2 seasons and 21-4 against the Griffs since losing on Aug. 27, '79... All 6 games in the abbreviated '81 season series were played in May.

Weird Ending: Two of the 3 O's-Twins games at Memorial Stadium (May 4-5-6) ended in "sudden death"... The first (May 4) on **Terry Crowley**'s 10th inning pinch-hit, and the second (May 6) in the 9th on a highly unusual play.

After **Al Bumbry** singled in the tying run with 1 down in the 9th, the O's had runners on 2nd (**Bumbry**) and 3rd (**Sakata**) and **Mark Belanger** batting... **Belanger** grounded to 3rd baseman **John Castino** who threw to the plate and the Twins ultimately tagged **Sakata** in a 5-2-6-3 rundown. On that play **Bumbry** moved to 3rd, then **Belanger** headed for 2nd, and **Bumbry** streaked for home. **Belanger** was trapped and should have been out (3-4-9-4) except that **Mark** collided with 2nd baseman **Rob Wilfong** and jarred the ball loose as "**Bee**" scored the winning run.

Twins: Rookie **Gary Ward**, in his 9th pro season, went 10-for-20 with

2 homers (the only 2 hit by the Twins vs. the O's), a double and 3 rbi in 5 games... He was the top hitter among all O's opponents with 20 or more at bats. **Ward** was also the first successful base stealer against **Rick Dempsey** in '81 (May 15) after Rick had thrown out the 1st 9 attempting to steal.

Hosken Powell has batted .341 (30-for-88) over the last 3 years vs. Baltimore...

Both **Jerry Koosman** and **Roger Erickson** were 0-2 in '81... **Erickson** is 0-5 lifetime vs. the O's... **Doug Corbett** who appeared in 3 games vs. the O's in '81 without a decision or save has pitched effectively against the Birds in his 2 A.L. seasons, but is 0-2 with only 1 save in 9 appearances despite a 1.42 era (12.2 ip, 2 er).

In the last 2 years **Redfern** (5/5/80, loser **T. Martinez**) and **Verhoeven** (7/21/80, loser **Stone**) are the only Twins pitchers to have beaten Baltimore.

Orioles: The Orioles hit .327 as a team (70-for-214) and out-scored the Twins 34-16... Ten of the 17 Orioles who batted in the season series hit over .300... Among them: **Gary Roenicke** (.450, 9-for-20), **Rich Dauer** (.400, 8-for-20) and **Eddie Murray** (.393, 11-for-28)...

In the last 2 years (18 games) the O's have hit .323 (209-for-648) vs. Minny and over the last 4 seasons (40 games) have a .297 club average (419-for-1410).

Lenn Sakata who was 4-for-6 in '81 is now 11-for-21 lifetime (.524) vs. Minnesota... **Dan Graham**, despite a horrendous season, went 3-for-10 against the club which originally signed him and in 2 years with the O's has a .364 average (12-for-33) with 15 rbi in only 9 games.

In addition to **Sakata** and **Graham**, the following also boast .300 plus career averages vs. Minny: **Roenicke** (.347, 35-for-101), **Rick Dempsey**, another original Twin (.325, 52-for-160), **Murray** (.310, 62-for-200) and **Ken Singleton** (.310, 77-for-248).

None of the 8 Orioles pitchers who worked against the Twins in '81 had an era of over 3.00... **Dennis Martinez** was 2-0 in 2 starts and **Mike Flanagan** (1-0) extended his winning streak over Minnesota to 9 straight... **Mike** lost his 1st 2 career decisions to the Twins, the latter on May 29, '77 (to **Dave Goltz**), and hasn't been beaten by them since. (ergo: he's 9-2 lifetime).

Jim Palmer was 1-0 and is now 19-11 lifetime (not including 2 wins in decisive games of both the '69 & '70 ALCS)... **Scott McGregor** who did not pitch against Minnesota in '81 has a 6 game winning streak going since his only career loss on July 22, '78 (to **Goltz**)... He's 7-1 lifetime.

vs. NEW YORK ('81: 7-6, Lifetime: 260-244)... The O's won the season series for the 2nd straight year, by the same margin as in '80, 7-6... Baltimore is 14-8 in the last 22 games against the Yankees starting Apr. 30, '80.

Season Series: In the last 18 years ('64 thru '81), the Orioles have won the season series 14 times, lost only 3 and tied 1... In that period, the O's are 178-118 (.581).

In the 28 years the Birds have been in the league, they have a 16-10-2 record in season series vs. N.Y. and are 16-5-2 starting in '59.

O's & Yankees Lifetime: Baltimore remains the only A.L. club with a winning lifetime record over the Yankees (260-244, .516)... Detroit ranks 2nd at .473 (762-849) and the Milwaukee Brewers (excluding '69 in Seattle) 3rd with a .466 percentage (82-94).

The O's were 32-76 (.296) during their 1st 5 years in the A.L. ('54 thru '58)... Since then, they have gone 228-168 (.576)... From '64 thru '81, a period of 18 years (see "Season Series" above), the Birds are 178-118, .581.

O's at Yankee Stadium: The O's were 2-5 at Yankee Stadium in '81, their worst record in the "House of Ruth" since '60 when they were 1-10... However, the Birds still have the best lifetime record in Yankee Stadium among all Yankee opponents, 115-120 (.489)... The Twins (excluding Was.) are 2nd at .439 (58-74) and the Oakland A's (excluding K.C. and Phi.) are 3rd at .437 (31-40)... Obviously these figures do not include w-l records in N.Y. when the Yankees were based at Shea Stadium during the reconstruction of Yankee Stadium ('74-'75).

Three of the O's 5 '81 Yankee Stadium losses were in "sudden death": JUNE 2—O's led 3-2 in 9th, but Yanks tied on **Graig Nettles'** single and **Dave Revering** won it with 2-run homer in 11th off **Sammy Stewart**... JUNE 3—**Dennis Martinez** pitched 10 scoreless innings, allowing just 3 hits, but **Nettles** won in 11th with 2-run homer off **Tippy Martinez**. **Dave Righetti** worked 8 shutout innings, but the win went to **Ron Davis** who blanked the O's over the final 3... SEP. 26—O's led in 9th but **Bobby Murcer** hit a 3-run homer off **Tim Stoddard** in the bottom half.

Sweeps: In 28 years the O's hold a 30 to 29 edge in series sweeps (3 game series minimum) over the Yankees... In '81 the O's swept the

ORIOLES VS. OPPONENTS (N.Y. Cont.)

1st 3 game set in Baltimore (May 25-26-27), but a week later the Yankees returned the favor by capturing all 3 games at New York (June 2-3-4).

The O's are 18-11 in sweeps at Baltimore and 12-18 in New York. **Yankees:** The Yankees out-hit the O's (.251 to .244), out-scored them (52 to 48), and out-pitched them (3.32 to 3.61). The O's held the edge in homers (16 to 12).

Graig Nettles was the Yankees' leading hitter at .349 (15-for-43) with 2 homers & 8 rbi. . . He now has 28 lifetime home runs vs. Baltimore and ranks 3rd among actives behind **Reggie Jackson** and **Carl Yastrzemski**, both of whom have connected 32 times against the O's. . . The all-time record is 67 by **Harmon Killebrew** followed by **Mickey Mantle's** 54. . . In rbi **Nettles** with 104 vs. the O's is 2nd (among active players) to **Yastrzemski's** 160. . . **Reggie** has 91.

Reggie batted only .163 (7-for-43), but hit 3 homers and drove in 6 while **Dave Winfield** hit 3 hrs and drove in 8 on a .286 average (14-for-49). . . In the last 2 years **Reggie** has batted only .155 vs. Baltimore (13-for-84). . . **Willie Randolph** drew 11 walks in the season series, but batted only .152 (7-for-46).

Dave Righetti and **Ron Davis** were both 2-0 while **Ron Guidry** and **Tommy John** were both 0-2. . . **Righetti** fanned 20 batters in 24 innings, an '81 high for opposing pitchers. . . **Guidry** who is 5-5 lifetime has lost 4 straight decisions to the O's (all to **Jim Palmer**) since his last victory on Aug. 6, '79 when he beat **Tippy**. . . **John** is 14-12 lifetime vs. the O's (5-3 since returning to the A.L.).

Goose Gossage lost 2 games overall in '81, one of them to Baltimore on **Terry Crowley's** 2-out pinch-single in the 9th inning on May 27 in Baltimore. . . He also beat the O's on June 2. . . **Ken Singleton** is the O's leading lifetime hitter vs. **Gossage** at .333 (9-for-27).

Orioles: **Crowley** has a .198 lifetime average (16-for-81) vs. the Yankees, but you couldn't tell it the way he has hit against them the past 2 years during which he's gone 11-for-27 (.407) including 6-for-16 (.375) in '81. . . In the last 2 years he's driven in the winning run 3 times including twice last year (back-to-back): May 26 (2 homers off Gene Nelson, 4 rbi) and May 27 (2-out 9th inning "sudden death" single off **Gossage**).

Doug DeCinces, whose 15 lifetime homers vs. N.Y. represented a high among O's, connected 5 times and drove in 11 runs in 13 games against the Bombers. . . He was robbed of a 6th hr on an incredible leaping catch into the left field stands by **Winfield** on Sep. 24 at Yankee Stadium. . . **Doug** had 2 in a game off the Yankees on both May 25 and 27 and had 9 rbi in that 3 game O's sweep in Baltimore. . . **DeCinces** now has 5 career homers off **Guidry** (including 1 in '81), tops in the A.L.

Among the regulars **Rich Dauer** had the highest '81 average vs. the Yankees (.340, 17-for-50). . . **Benny Ayala** (.305, 18-for-59) and **Jim Dwyer** (.314, 11-for-35) both have 300+ lifetime averages against N.Y.

Both **Scott McGregor** and **Jim Palmer** were 2-0 in '81. . . **McGregor**, now 5-5 lifetime, has won all of his career decisions by shutout scores, including 2 in '81. He's gone the route in 4 of those and was relieved by **Tippy** in the other in the 9th inning on Aug. 3, '79. . . Three of his victories over the Yankees have been by 1-0 scores.

In '81 **Scott** was knocked out early (5th inning) in his 1st start vs. N.Y., on May 26 (4.2 ip, 11 h, 4 r) though the O's went on to win. In his next 2 efforts he won 1-0 at N.Y. on a cg 6-hitter Sep. 25, and 3-0 in a 7-hit cg effort at Baltimore Oct. 3. . . In those last 2 games he threw 85 and 93 pitches, respectively.

Palmer went the route in both his starts and allowed only 2 runs, winning 10-1 on May 25 and 5-1 on Sep. 24, both over **Guidry**. . . **Jim** has now beaten the Yankees 4 straight times (all at **Guidry's** expense) since losing to **Ron Davis** on Apr. 23, '80. . . **Palmer** is 27-15 lifetime against the Yankees. . . He has more wins against them than any other active pitcher. . . In the last 40 years only 9 others have beaten N.Y. more often than **Jim**. . . He has a 6-2 record at Yankee Stadium since it reopened in '76 and is 15-6 there lifetime.

Mike Flanagan beat N.Y. at Baltimore on the last day of the season, 5-2, with relief help from **Tim Stoddard** to record his 1st victory over the Yankees since Aug. 12, '78. He had dropped 5 straight decisions to them (and immediately prior to that had beaten them 5 straight times). Lifetime, he is 7-7.

vs. OAKLAND ('81: 7-5, Lifetime-Oak. only: 97-73). . . The Orioles won their season series against Oakland for the 5th straight year (starting '77). . . During that period, the O's are 41-16 (.719) vs. the A's (including 11-0 in '78).

From July 8, '76 thru the '81 season, the O's are 23-7 (.767) at the Oakland-Alameda Coliseum (including 3-3 in '81). . . Lifetime, they are 54-39 there (.581), including 3-3 in 3 ALCS.

In '81, the O's out-hit (.248 to .231), out-scored (46 to 44) and out-pitched (3.43 to 3.82) the A's, but Oakland held a 14 to 9 edge in home runs.

Weaver vs. Martin: **Earl Weaver** and **Billy Martin** have been managing against each other since '69 and **Earl** holds an 86-69 edge including a 3-0 record in the '69 ALCS when **Martin** was managing the Twins.

A's: **Tony Armas** led all opponents with 6 home runs and 13 rbi against the O's in '81. . . All of his hr & rbi came in the final 7 games of the season series and he was robbed of a 3-run homer on Sep. 5 by **Al Bumbry**. . . He was 2-for-19 with no hr and no rbi in the first 5 A's-O's games. . . In the last 2 years, **Armas** has hit 10 homers and driven in 24 runs in 24 games vs. Baltimore. . . During his 1st 3 years in the league ('77-'78-'79), he hit only 1 home run in 21 games.

Rickey Henderson batted .400 (20-for-50) and stole 4 bases in 6 tries. . . In his last 2 years **Henderson** in 24 games vs. the O's has batted .378 (34-for-90) with 20 runs, 17 walks and 13 stolen bases. . . Lifetime, **Henderson** has a .358 (39-for-109) average vs. Baltimore, second only to **Lamar Johnson's** .368 among hitters with more than 100 at bats vs. the O's. . . **Cliff Johnson** was also productive with 3 homers and 10 rbi in 11 games. **Mike Norris** was 0-2 with an 8.31 era in 2 starts (13 ip, 17 h, 12 er) and **Rick Langford** was 1-2.

Orioles: **Doug DeCinces** batted .379 (11-for-29) and **John Lowenstein** hit .361 (13-for-36) with 2 homers and 6 rbi in 11 games. . . **Gary Roenicke** went 7-for-12 (.583) and **Jose Morales** 5-for-12 (.417) in '81.

Mike Flanagan was 2-0 vs. the A's in '81. He is 5-1 over the last 2 years and 12-3 lifetime, including 8-0 at Oakland Coliseum. . . **Jim Palmer** was 1-2, is 1-4 in the last 3 years since going 4-0 vs. Oakland in '78, and is 19-13 lifetime (not including his pennant clinching victory in the '71 ALCS).

vs. SEATTLE ('81: 4-2, Lifetime: 36-14). . . The O's are 4-0-1 in 5 season series vs. the M's, having tied 6-6 in 1980. . . The Birds are 15-10 lifetime at the Kingdome and 21-4 against Seattle in Baltimore. . . The M's lost their 1st 14 games at Memorial Stadium before snapping that streak on July 25, '79 when ex-Oriole **Mike Parrott** beat **Sammy Stewart**. . . The only series the M's have ever won in Baltimore was June 13-14-15, '80 when they won 2 of 3 games.

Mariners: **Richie Zisk** batted .458 (11-for-24) vs. the O's in '81 with 2 homers and 3 rbi. . . **Parrott** and **Larry Andersen** were both 1-0, accounting for the 2 Seattle victories. . .

Orioles: **Ken Singleton** has a lifetime average of .341 (56-for-164) vs. Seattle and has 18 homers plus 50 rbi in only 46 games. . . At the Kingdome he has a career average of .345 (29-for-84) with 10 homers and 24 rbi in 23 games.

Steve Stone was 1-0 vs. the M's in '81 and is now 6-0 since joining the Orioles in '79. . . In that time he has started 7 games, completed 5, pitched 58 innings, allowed only 31 hits and 5 earned runs for an 0.78 era against Seattle.

Dennis Martinez is 9-2 lifetime including 1-1 in '81. . . **Jim Palmer** has not been effective against the M's. . . He is 2-3 overall with a 5.88 era (33.2 ip, 42 h, 22 er), but has never won in the Kingdome. . . As a matter of fact, he lost his 1st 2 starts there in '77 both to **Glenn Abbott** (May 16 & Aug. 7) then didn't pitch there for more than 4 years, until Aug. 25, '81 (no decision). . . In 3 games lifetime he has worked 9 innings and yielded 13 hits plus 11 runs at Seattle.

vs. TEXAS ('81: 2-1, Lifetime-Tex. only: 60-48). . . The O's played only 3 games vs. Texas in '81, but maintained their substantial lifetime winning record against the Rangers at Arlington Stadium. . . The Birds are 37-18 (.673) there since the old Washington franchise moved to Texas in '71. . . On the other hand the Rangers hold 30-23 advantage (.566) at Memorial Stadium (although the 2 clubs didn't play in Baltimore in '81).

Rangers: In the last 2 years **Al Oliver** has hit .397 vs. Baltimore (25-for-63) while **Jim Sundberg** has attacked O's pitching at a .352 pace (44-for-125) in the last 4 seasons. . . **Pat Putnam** boasts a .329 career average vs. the Birds (24-for-73) and **John Grubb** is batting .363 lifetime (29-for-80) against the O's. "See Lamar Johnson vs. O's under Chicago on page 42."

Steve Comer has a 4 year career era of 1.59 vs. Baltimore in 7 appearances including 6 starts to go with a 3-1 record. . . He's allowed only 29 hits and 7 earned runs in 39.2 innings.

Orioles: **Dan Graham** (3-for-9 in '81) has a 2-year average of .457 (16-for-35) vs. the Rangers with 9 rbi in 9 games. . . **Steve Stone** and **Dennis Martinez** were each 1-0 while **Mike Flanagan** was 0-1 in '81.

vs. TORONTO ('81: 5-2, Lifetime: 45-18). . . The O's have won all 5 season series against the Blue Jays since that franchise began operating in 1977. . . The Birds are 32-6 against Toronto since losing 7 of 9 games played between June 26, '78 (the nite the Jays swamped them

ORIOLES VS. OPPONENTS (Tor. Cont.)

24-10) and Aug. 8, '78... (that stretch included 6 straight O's losses at Exhibition Stadium). All 7 '81 games were played between Apr. 30 & May 14.

At home the O's have won 19 of last 20 (since losing on 7/6/78)... A 19 game winning streak vs. the Jays at home was ended on May 3, '81 when **Mark Bombback** decided **Steve Stone**, 4-2.

The Birds are also 25-2 vs. Toronto at Memorial Stadium since losing on Sep. 19, '77... Lifetime Baltimore holds a 27-5 edge at home and an 18-13 advantage at Toronto.

Blue Jays: Toronto hit only .192 (42-for-219) in the 7 games... **Jorge Bell** was the leading regular at .286 (6-for-21)... He hit his 1st big league home run in Baltimore, off **Scott McGregor** on May 3... **Danny Ainge** batted only .042 (1-for-24).

The Jays' winning pitchers were **Bombback** (1-1) and **Dave Stieb** (1-0).

Orioles: The O's out-scored the Jays 34 to 15... **Rick Dempsey** hit .500 (6-for-12), **Gary Roenicke** .462 (6-for-13) and **Wayne Krenchicki** .353 (6-for-17)...

Eddie Murray has a lifetime .335 average (81-for-242) with 12 homers and 41 rbi in 63 games. **Al Bumbry** is also a .335 lifetime hitter (52-for-155) vs. Toronto... **Jim Dwyer** is batting .327 (17-for-49) and has hit 4 of his 14 A.L. home runs off Blue Jays pitching.

McGregor and **Mike Flanagan** were both 2-0, and **Flanagan** was flawless in 2 starts, both of them complete game shutouts (Apr. 30 and May 14). He is 12-4 lifetime. **Stone** (0-1) and **Jim Palmer** (1-1) were the only O's losers in the season series.

ORIOLES TICKET INFORMATION

Tickets may be charged to major credit cards (MasterCard, Choice, Central Charge, American Express, and VISA) by calling:

From D.C. area (local call)..... 621-4895

From Baltimore and all other areas (301) 338-1161

A surcharge of \$1.00 will be added for each charge transaction.

TICKET AGENCIES

BALTIMORE AREA

Downtown
Orioles Fan Fare, Light St. Pavilion,
Haborplace
Civic Center
Haborplace News*, Light St.
Pavilion

Highlandtown—L. J. Smith Sptg. Gds.
Lansdowne—The Music Maze
Parkville—Baltimore County Travel
Perry Hall—Melton's Men's Wear
Reisterstown—Town and Country Shop
Towson—Triangle Sporting Goods,
Towson Center Ticket Office
Woodlawn—Social Security,
Triangle Sporting Goods

*Montgomery Wards Stores in:
Annapolis, Baltimore, Catonsville,
Frederick, Glen Burnie, Rosedale
& Towson

OTHER MARYLAND LOCATIONS

Aberdeen—Aberdeen Hobby Shop
Annapolis—Hack's of Annapolis
Bel Air—Courtland Hardware
Bethesda—Dimension, Naval Medical
Center
College Park—Student Union* &
Herman's Sptg. Gds.
Columbia—Columbia Assoc. Sales Ctr.
Cumberland—The Sports Shoppe
Denton—Mandrell Motor Coach
Easton—Cherry's Inc.
Frederick—Shipley's Inc.
Gaithersburg—Waters Appliance,
Herman's Sptg. Goods
Hagerstown—"books 'n things"
(two locations)
Hampstead—Clearview Carry-Out
Kent Island—Kent Island Pharmacy
Laurel—Herman's Sporting Goods
Lexington Park—Tri-County Glass
Rockville—Peaches Records & Tapes*,
Herman's Sporting Goods
Salisbury—Alexander's House
of Music
Severna Park—Woodstove Johnnie's
Sykesville—Liberty Discount Appliance
Westminster—Heagy's Sport Shop

*Orioles tickets can be purchased at Ticketron Offices at these locations... A service charge of 85¢ per ticket will be assessed at all Ticketron facilities.

WASHINGTON SALES OFFICE

For information regarding group
ticket purchases by fans in the D.C.
Area, call the Orioles Washington
Sales Office at (202) 347-2525 and
ask for Dave Dinerman or Joe
Felperin

WASHINGTON, D.C. AREA

Arlington, Va.—Pentagon Ticket
Service
D.C.—Capital Ticket Center,
Herman's Sporting Goods (2 loca-
tions), Orpheus Discount Records*,
Ticketron*, Warner Theatre*, Naval
District Bldg.
Herman's Sporting Goods Stores in:
Fairfax, Springfield and
Tyson's Corner, Va.
Montgomery Ward Stores* in: Falls
Church, Va.; Gaithersburg; Hillcrest
Heights; Hyattsville; Laurel;
Manassas, Va.; Springfield, Va.; &
Wheaton, Md.

Sears Roebuck Stores* in Alexandria,
Va. and Silver Spring, Md.

PENNSYLVANIA

Chambersburg—Lyons, Inc.
Ephrata—Heritage Travel Inc.
Gettysburg—F & M Distributors
Hanover—Newcomer's Cigar Store &
Shultz Insurance Agency
Harrisburg—Shenk and Tittle
Hershey—Lawn's Inc.
Lancaster—Shenk Brothers &
Gimbel's*
Lebanon—Lawn's Inc.
Shippensburg—Galen Gates & Son
Waynesboro—The Men's Shop
York—Mailman's Dep't. Store

DELAWARE

Dover—Simon's Department Store
Georgetown—Central Ticket & Travel
Agency
Milford—Milford Hobby Center
Wilmington—B & B Tickettown

ORIOLES ALL-STAR GAME SELECTEES—1954-1981

PLAYERS	PLAYERS	PLAYERS	PLAYERS
1954 Bob Turley (DNP) 1955 Jim Wilson (DNP) 1956 George Kell (ST) 1957 George Kell (ST) Billy Loes Gus Triandos (DNP) 1958 Billy O'Dell Gus Triandos (ST) 1959 Billy O'Dell Gus Triandos (ST) Jerry Walker (ST)† Hoyt Wilhelm (DNP 1st) Gene Woodling 1960 Chuck Estrada Jim Gentile Ron Hansen (ST) Brooks Robinson 1961 Jack Brandt Jim Gentile Brooks Robinson (ST) Hoyt Wilhelm	1962 Jim Gentile Milt Pappas Brooks Robinson Hoyt Wilhelm* 1963 Luis Aparicio Brooks Robinson Steve Barber* 1964 Luis Aparicio* Brooks Robinson (ST) Norm Siebern 1965 Milt Pappas (ST)† Brooks Robinson (ST) 1966 Steve Barber (DNP) Andy Etchebarren (DNP) Brooks Robinson (ST) Frank Robinson (ST) 1967 Andy Etchebarren (DNP) Brooks Robinson (ST) Frank Robinson (DNP) 1968 Dave Johnson Boog Powell Brooks Robinson (ST)	1969 Paul Blair Dave Johnson* Dave McNally Boog Powell (ST) Brooks Robinson Frank Robinson (ST) 1970 Mike Cuellar (DNP) Dave Johnson (ST) Dave McNally (DNP) Jim Palmer (ST) Boog Powell (ST) Brooks Robinson Frank Robinson (ST) 1971 Don Buford Mike Cuellar Jim Palmer Boog Powell* Brooks Robinson (ST) Frank Robinson (ST) 1972 Pat Dobson (DNP) Bobby Grich (ST)† Dave McNally Jim Palmer (ST)† Brooks Robinson (ST)	1973 Paul Blair Brooks Robinson (ST) 1974 Mike Cuellar (DNP) Bobby Grich Brooks Robinson (ST) 1975 Jim Palmer (DNP) 1976 Mark Belanger Bobby Grich (ST) 1977 Jim Palmer (ST)† Ken Singleton 1978 Jim Palmer (ST)† Mike Flanagan (DNP) Eddie Murray (DNP) 1979 Ken Singleton Don Stanhouse (DNP) 1980 Al Bumbry Steve Stone (ST)† 1981 Scott McGregor (DNP) Eddie Murray Ken Singleton (ST)

MANAGERS: Paul Richards, '61; Hank Bauer, '67; Earl Weaver, '70, '71, '72, '74, '80

*—Selected but did not attend due to injury

†—Started but not elected

‡—Honorary Manager

ALL-STAR GAME NOTES

1981: Ken Singleton was rewarded for his outstanding start as he was the Orioles' 1st elected starter in an all-star game since '76. Ken finished 2nd to New York's **Reggie Jackson** in the outfield balloting with 541,100 votes, placing him ahead of Yankee **Dave Winfield**. It was Ken's 3rd midsummer classic.

Singy started the August 9 contest at Cleveland Stadium in left field and became the 3rd Baltimore player to homer in an all-star game (see below) when he connected off Cincinnati's **Tom Seaver** to lead off the bottom of the 2nd inning. He also singled and grounded out and scored two runs.

American League manager and former O's coach **Jim Frey** also selected **Eddie Murray** and **Scott McGregor** to the squad. Murray, named for the 2nd time but making his 1st appearance, played the final 5 innings at 1st base and was 0-for-2. McGregor, chosen for the 1st time, did not see action in the 5-4 National League win, the N.L.'s 10th straight win and 18th in the last 19 games.

Elected Starters: Bobby Grich had been the last Oriole to start an all-star game when he earned the berth at 2nd base in '76. Other O's who have been elected to starting positions are **Boog Powell** ('70, '71), **Brooks Robinson** ('71, '72, '73, '74), and **Frank Robinson** ('71). In addition, pitchers **Jim Palmer** ('70, '72, '77, '78) and **Steve Stone** ('80) have been chosen by the manager to start.

Selection of the starting team was returned to the fans in '70 under the sponsorship of the Gillette Company in cooperation with Major League Baseball. Following the ballot box "stuffing" incident in Cincinnati in '57, responsibility for choosing the starting teams was entrusted to major league players for 12 years ('58 thru '69). In '81, there were 3,243,674 votes cast.

Orioles All-Star MVPs: Three Orioles have won "mvp" honors in all-star competition: **Billy O'Dell** ('58), **Brooks Robinson** ('66) and **Frank Robinson** ('71).

O'Dell, the former Orioles lefthander who also pitched for the Giants, Braves and Pirates, hurled the last three innings of the only all-star game ever played in Baltimore and retired all nine batters he faced to protect a one run lead, thus giving the A.L. a 4-3 win.

Brooks won the '66 Arch Ward Memorial Trophy on the strength of a 3-for-4 effort at bat (including a triple) and an 8-for-8 performance afield. He was the first player from a losing team to be so honored.

Frank's fourth inning home run at Detroit in '71 put the A.L. on top to stay and earned him "mvp" honors. It was the first all-star victory since '62 for the A.L. which has not won an all-star game since '71.

Orioles All-Star Home Runs

Player	Date	Site	Pitcher	Inning	Men On
Brooks Robinson	July 11, '67	Anaheim	Ferguson Jenkins	6th	None
Frank Robinson	July 13, '71	Detroit	Dock Ellis	3rd	One
Ken Singleton	August 9, '81	Cleveland	Tom Seaver	2nd	None

ORIOLES CHAMPIONSHIP SERIES SUMMARY

Game No.	Date	Site	Line Score	Attendance
1969				
1	10/4	BAL. Min.	3-4-2 (12) Bal. 4-10-1 (12) J. Perry, Perranoski (9) (L) Cuellar, Richert (9), Watt (10), Lopez (12), D. Hall (12) (W) HR: F. Robinson, Belanger, Powell	43,076
2	10/5	BAL. Min.	0-3-1 Bal. 1-8-0 (11) Boswell (L), Perranoski (11) McNally (W)	41,704
3	10/6	MIN. Bal.	11-18-0 Min. 2-10-2 Palmer (W) R. Miller (L), Woodson (2), T. Hall (4), Worthington (5), Grzenda (6), Chance (7), Perranoski (9) HR: Blair	32,735 (120,150)
1970				
1	10/3	MIN. Bal.	10-13-0 Min. 6-11-2 Cuellar, D. Hall (5) (W) J. Perry (L), Zepp (4), Woodson (5), Williams (6), Perranoski (9) HR: Cuellar (3 on, J. Perry), Buford, Powell, Killebrew	26,847
2	10/4	MIN. Bal.	11-13-0 Min. 3-6-2 McNally (W) T. Hall (L), Zepp (4), Williams (5), Perranoski (8), Tiant (9) HR: F. Robinson, Killebrew, Oliva, D. Johnson	27,490
3	10/5	BAL. Min.	1-7-2 Bal. 6-10-0 Kaat (L), Blyleven (3), T. Hall (5), J. Perry (7) Palmer (W) HR: D. Johnson	27,608 (81,945)
1971				
1	10/3	BAL. Oak.	3-9-0 Bal. 5-7-1 Blue (L), Fingers (8) McNally (W), Watt (8) (S)	42,621
2	10/4	BAL. Oak.	1-6-0 Bal. 5-7-0 Hunter (L) Cuellar (W) HR: B. Robinson, Powell-2, Hendricks	35,003
3	10/5	OAK. Bal.	5-12-0 Oak. 3-7-0 Palmer (W) Segui (L), Fingers (5), Knowles (7), Locker (7), Grant (8) HR: Jackson-2, Bando	33,176 (110,800)
1973				
1	10/6	BAL. Oak.	0-5-1 Bal. 6-12-0 Blue (L), Pina (1), Odom (3), Fingers (8) Palmer (W)	41,279
2	10/7	BAL. Oak.	6-9-0 Bal. 3-8-0 Hunter (W), Fingers (8) (S) McNally (L), Reynolds (8), G. Jackson (9) HR: Campaneris, Rudi, Bando-2	48,425
3	10/9	OAK. Bal.	1-3-0 Oak. 2-4-3 (11) Cuellar (L) Holtzman (W) HR: Williams, Campaneris	34,367
4	10/10	OAK. Bal.	5-8-0 Oak. 4-7-0 Palmer, Reynolds (2), Watt (7) G. Jackson (7) (W) Blue, Fingers (7) (L) HR: Etchebarren, Grich	27,497
5	10/11	OAK. Bal.	0-5-2 Oak. 3-7-0 Alexander (L), Palmer (4) Hunter (W)	24,265 (175,833)
1974				
1	10/5	OAK. Bal.	6-10-0 Oak. 3-9-0 Cuellar (W), Grimsley (9) Hunter (L), Odom (5), Fingers (9) HR: Blair, B. Robinson, Grich	41,609
2	10/6	OAK. Bal.	0-5-2 Oak. 5-8-0 McNally (L), Garland (6) Reynolds (7), G. Jackson (8) Holtzman (W) HR: Bando, Fosse	42,810
3	10/8	BAL. Oak.	1-4-2 Bal. 0-2-1 Blue (W) Palmer (L) HR: Bando	32,060
4	10/9	BAL. Oak.	2-1-0 Bal. 1-5-1 Hunter (W), Fingers (8) (S) Cuellar (L), Grimsley (5)	28,136 (144,615)
1979				
1	10/3	BAL. Cal.	3-7-1 Bal. 6-6-0 (10) Ryan, Montague (8) (L) Palmer, Stanhouse (10) (W) HR: Ford, Lowenstein	52,787
2	10/4	BAL. Cal.	8-10-1 Bal. 9-11-1 Frost (L), Clear (2), Aase (8) Flanagan (W), Stanhouse (8) HR: Ford, Murray	52,108
3	10/5	CAL. Bal.	3-8-3 Cal. 4-9-0 D. Martinez, Stanhouse (9) (L) Tanana, Aase (6) (W) HR: Baylor	43,199
4	10/6	CAL. Bal.	8-12-1 Cal. 0-6-0 McGregor (W) Knapp (L), Laroche (3), Frost (4), Montague (7), Barlow (9) HR: Kelly	43,199 (191,293)
				(824,636)

50

ORIOLES WORLD SERIES SUMMARY

Game No.	Date	Site	Line Score	Attendance
1966				
1	10/5	L.A. Bal.	5-9-0 L.A. 2-3-0 McNally, Drabowsky (3) (W) Drysedale (L), Moeller (3), R. Miller (5), Perranoski (8) HR: F. Robinson, B. Robinson, LeFebvre	55,941
2	10/6	L.A. Bal.	6-8-0 L.A. 0-4-6 Palmer (W) Koufax (L), Perranoski (7), Regan (8), Brewer (9)	55,947
3	10/8	BAL. L.A.	0-6-0 Bal. 1-3-0 Osteen (L), Regan (8) Bunker (W) HR: Blair	54,445
4	10/9	BAL. L.A.	0-4-0 Bal. 1-4-0 Drysedale (L) McNally (W) HR: F. Robinson	54,458 (220,791)
1969				
1	10/11	BAL. N.Y.	1-6-1 Bal. 4-6-0 Seaver (L), Cardwell (6), Taylor (7) Cuellar (W) HR: Buford	50,429
2	10/12	BAL. N.Y.	2-6-0 Bal. 1-2-0 Koonsman (W), Taylor (9) (S) McNally (L)	50,850
3	10/14	N.Y. BAL.	0-4-1 N.Y. 5-6-0 Palmer (L), Leonhard (7) Gentry (W), Ryan (7) (S) HR: Agee, Kranepool	56,335
4	10/15	N.Y. BAL.	1-6-1 N.Y. 2-10-1 (10) Cuellar, Watt (8), Hall (10) (L) Richert (10) Seaver (W) HR: Clendenon	57,367
5	10/16	N.Y. Bal.	3-5-2 N.Y. 5-7-0 McNally, Watt (L) Koonsman (W) HR: McNally, F. Robinson, Clendenon, Weis	57,397 (272,378)
1970				
1	10/10	CIN. Bal.	4-7-2 Cin. 3-5-0 Palmer (W), Richert (9) (S) Nolan (L), Carroll (7) HR: L. May, Powell, Hendricks, B. Robinson	51,531
2	10/11	CIN. Bal.	6-10-2 Cin. 5-7-0 Cuellar, Phoebus (3) (W), Drabow- sky (5), Lopez (7), D. Hall (7) (S) McGlothlin, Wilcox (5) (L), Carroll (5), Gullett (8) HR: Tolan, Powell, Bench	51,531
3	10/13	BAL. Cin.	3-9-0 Bal. 9-10-1 Cloninger (L), Granger (6), Gullett (7) McNally (W) HR: F. Robinson, Buford, McNally (3 on, Granger)	51,773
4	10/14	BAL. Cin.	6-8-3 Bal. 5-8-0 Nolan, Gullett (3), Carroll (6) (W) Palmer, Watt (8) (L), Drabowsky (9) HR: B. Robinson, Rose, L. May	53,007
5	10/15	BAL. Cin.	3-6-0 Bal. 9-15-0 Merritt (L), Granger (2), Wilcox (3), Cloninger (5), Washburn (7), Carroll (8) Cuellar (W) HR: F. Robinson, Rettenmund	45,341 (253,183)
1971				
1	10/9	BAL. Pit.	3-3-0 Bal. 5-10-3 Ellis (L), Moose (3), R. Miller (7) McNally (W) HR: F. Robinson, Rettenmund, Buford	53,229
2	10/11	BAL. Pit.	3-8-1 Bal. 11-14-1 B. Johnson (L), Kison (4), Moose (4), Veale (5), R. Miller (6), Giusti (8) Palmer (W), R. Hall (9) (S) HR: Hebner	53,239
3	10/12	PIT. Bal.	1-3-3 Pit. 5-7-0 Cuellar (L), Dukes (7), Watt (8) Blass (W) HR: Robertson, F. Robinson	50,403
4	10/13	PIT. Bal.	3-4-1 Pit. 4-14-0 Dobson, G. Jackson (6), Watt (7) (L), Richert (8) Walker, Kison (1) (W), Giusti (8) (S)	51,378
5	10/14	PIT. Bal.	0-2-1 Pit. 4-9-0 McNally (L), Leonhard (5), Dukes (6) Briles (W) HR: Robertson	51,377
6	10/16	BAL. Pit.	2-9-1 Bal. 3-8-0 (10) Moose, B. Johnson (6), Giusti (7), R. Miller (9) (L) Palmer, Dobson (10), McNally (10) (W) HR: Clemente, Buford	44,174
7	10/17	BAL. Pit.	2-6-1 Bal. 1-4-0 Blass (W) Cuellar (L), Dobson (9), McNally (9) HR: Clemente	47,291 (351,091)

51

ORIOLES WORLD SERIES SUMMARY (Cont.)

Game No.	Date	Site	Line Score	Attendance
1979				
1	10/10	BAL. Pit.	4-11-3 Kison (L), Rooker (1), Romo (5), D. Robinson (6), G. Jackson (8) Bal. 5-6-3 Flanagan (W) HR: DeCinces, Stargell	53,735
2	10/11	BAL. Pit.	3-11-2 Blyleven, D. Robinson (7) (W), Tekulve (9) (S) Bal. 2-6-1 Palmer, T. Martinez (8), Stanhouse (9) (L) HR: Murray	53,739
3	10/12	PIT. Bal.	8-13-0 McGregor (W) Pit. 4-9-2 Candelaria (L), Romo (4), G. Jackson (7), Tekulve (8) HR: Ayala	50,848
4	10/13	PIT. Bal.	9-12-0 D. Martinez, Stewart (2), Stone (5), Stoddard (7) (W) Pit. 6-17-1 Bibby, G. Jackson (7), D. Robinson (8), Tekulve (8) (L) HR: Stargell	50,883
5	10/14	PIT. Bal.	1-6-2 Flanagan (L), Stoddard (7), D. Martinez (7), Stanhouse (8) Pit. 7-13-1 Rooker, Blyleven (6) (W)	50,920
6	10/16	BAL. Pit.	4-10-0 Candelaria (W), Tekulve (7) (S) Bal. 0-7-1 Palmer (L), Stoddard (9)	53,739
7	10/17	BAL. Pit.	4-10-0 Bibby, D. Robinson (5), G. Jackson (5) (W), Tekulve (8) (S) Bal. 1-4-2 McGregor (L), Stoddard (9), Flanagan (9), Stanhouse (9), T. Martinez (9), D. Martinez (9) HR: Dauer, Stargell	53,733 (367,597) (1,465,040)

WORLD SERIES NOTES: Despite having lost three of their five World Series, the O's maintain a winning record in games (15-13). They are 9-6 at home and 6-7 on the road. The Birds have won the first game of all 11 post-season events in which they have participated including five world series and six ALCS.

A total of 1,465,040 have seen the O's in five world series (28 games), an average of 52,323. This figure includes 773,182 that have attended the 15 world series games played in Baltimore (average 51,545).

In all the O's have played 50 post-season games (22 ALCS, 28 WS) and have drawn a total of 2,289,676 (average 45,794). In 26 games at Memorial Stadium (11 ALCS, 15 WS) a total of 1,217,989 have turned out (average 46,846).

POST-SEASON TRIVIA: (1) Two men have played both for and against the Orioles in world series... Lee May and Grant Jackson... (2) Three men have played both for and against the O's in the ALCS competition... Don Baylor, Bobby Grich, Merv Rettenmund... (3) Four pitchers have appeared against the Orioles in both ALCS and WS... Bob Miller, Ron Perranoski, Bert Blyleven, and Nolan Ryan... (4) Ron Perranoski appeared against the Orioles in their first two world series games (in '66 for the Dodgers) and in their first five ALCS games (in '69 and '70 for the Twins).

ALCS NOTES: The O's have played in 6 LCS in 12 years of divisional play, and lead or are among the leaders in the following categories:

Most LCS Games: (1) 23-Oakland; (2) 22-Baltimore, Cincinnati, Pittsburgh.

Most Series Won: (1) 4-Baltimore, Cincinnati, Los Angeles, N.Y. Yankees.

Most Games Won: (1) 15-Baltimore; (2) 14-Cincinnati; (3) 12-Los Angeles, N.Y. Yankees.

W-L Pct: (1) 1.000-Boston (3-0); (2) .750-N.Y. Mets (6-2); (3) .706-Los Angeles (12-5); (4) .682-Baltimore (15-7).

Games Hosted: (1) 11-Baltimore, Cincinnati; (3) 10-N.Y. Yankees, Oakland, Pittsburgh.

10 in Row: The O's won the 1st 10 ALCS games they played. They swept Minnesota in '69 & '70, and Oakland in '71, then beat the A's in game 1 '73 before losing the 2nd game that year.

The Birds have won the 1st game of all 6 LCS in which they've participated (as well as the opener in all 5 of their world series).

Attendance: A total of 824,636 have paid to see the O's in their 22 ALCS games (average 37,483), including 444,807 for 11 games played in Baltimore (average 40,437). See "World Series Notes" above for post-season attendance totals.

The largest crowd for any ALCS game involving the Orioles was 52,787 for game 1 in '79 vs. California at Baltimore... This ranks 9th in ALCS history. The top 8 have all been played in Yankee Stadium, the largest of which was 56,808 for game 3 in '76.

ORIOLES WORLD SERIES POOL SHARES (Year by Year)

Since 1960 (the 1st year they qualified for a share) the O's have finished in the 1st division 18 times in 21 seasons thereby qualifying in all but 3 years ('62, '67, '78) for a share of the world series pool (combined since '69 with championship series).

Here are the individual shares that Baltimore players have received in this period:

1960 - \$ 1,154.68 (2nd place)	1972 - \$ 330.88 (3rd place East)
1961 - 946.17 (3rd place)	1973 - 7,469.77 (1st place East)
1963 - 740.85 (4th place)	1974 - 7,394.76 (1st place East)
1964 - 971.85 (3rd place)	1975 - 1,245.15 (2nd place East)
1965 - 1,187.07 (3rd place)	1976 - 1,652.12 (2nd place East)
1966 - 11,683.04 (World Champions)	1977 - 1,173.30 (2nd place East tie)
1968 - 1,904.04 (2nd place)	1979 - 22,113.94 (A.L. Champions)
1969 - 14,904.21 (A.L. Champions)	1980 - 2,668.71 (2nd place East)
1970 - 18,215.78 (World Champions)	1981 - 757.87 (3rd place East*)
1971 - 13,906.46 (A.L. Champions)	
	\$110,827.25 - Total

*Though Orioles had 2nd best full season record in A.L. East, they received only 3rd place money because New York and Milwaukee both won half-season championships.

ORIOLES' INTER-LEAGUE DEALS SINCE 1959

Date	Players Acquired	From	In Deal For
12/ 2/59	Jack Brandt (of), Gordon Jones (p) & Roger McCardell (c)	S.F.	Billy O'Dell (p), Billy Loes (p)
12/ 2/59	Gene Green (c) & Chuck Staniland (c) (to Miami)	St. L.	Bob Nieman (of)
12/15/59	John Powers (of)	Cin.	cash
12/15/62	Stu Miller (p), Mike McCormick (p) & John Orsino (c)	S.F.	Billy Hoelt (p), Jack Fisher (p) & Jim Coker (c)
12/15/62	Joe Gaines (of)	Cin.	Dick Luebke (p) & Willard Oplinger (if), both assigned to Reds' farm system, + cash
12/14/63	Harvey Haddix (p)	Pitts.	Dick Yench (if)
12/ 6/65	Jack Baldschun (p)	Phila.	Jack Brandt (of) & Darold Knowles (p)
12/ 9/65	Frank Robinson (of)	Cin.	Milt Pappas (p), Jack Baldschun (p), & Dick Simpson (of)
12/ 4/68	Mike Cuellar (p), Elijah Johnson (1b) & Enzo Hernandez (if) (to Stockton)	Hous.	Curt Biefary (of) & John Mason (1b) (to Astros farm system)
11/30/70	Jerry DaVanon (if)	St. L.	Moe Drabowsky (p)
12/ 1/70	Pat Dobson (p) & Tom Dukes (p)	S.D.	Tom Phoebus (p), Fred Beene (p), Al Severinsen (p) & Enzo Hernandez (if)
12/16/70	Grant Jackson (p), Jim Hutto (c) & Sam Parilla (of) (both to Rochester)	Phila.	Roger Freed (of)
12/ 2/71	Doyle Alexander (p), Bob O'Brien (p), Sergio Robles (c) (to Rochester), Royle Stillman (of) (to Rochester)	L.A.	Frank Robinson (of) & Pete Richert (p)
12/ 1/72	Earl Williams (c) & Taylor Duncan (if) (to Asheville)	Atlanta	Dave Johnson (2b), Pat Dobson (p), Roric Harrison (p) & Johnny Oates (c)
12/ 4/73	Ross Grimsley (p) & Wallace Williams (c) (to Bluefield)	Cin.	Merv Rettenmund (of), and Junior Kennedy (if) & Bill Wood (c), (both to Reds' farm system)
12/ 7/73	Cash	Phila.	Eddie Watt (p)
12/ 3/74	Lee May (1b) and Jay Schlueter (of) (to Rochester)	Hous.	Rob Andrews (2b) and Enos Cabell (if-of)
12/ 4/74	Ken Singleton (of) and Mike Torrez (p)	Montreal	Dave McNally (p), Richie Coggins (of) and Bill Kirkpatrick (p) (from Rochester to Memphis)
12/ 8/77	Don Stanhouse (p), Joe Kerrigan (p), and Gary Roenicke (of)	Montreal	Rudy May (p), Randy Miller (p) and Bryn Smith (p) (Rochester to Denver)
2/10/82	Paul Moskau (p)	Cin.	Wayne Krenchicki (if) (player named later on 2/15/82)

The Orioles have made 20 separate transactions with N.L. clubs during inter-league trading periods since the inception of the practice in 1959. They have dealt with the Reds 5 times, with the Phillies 3 times and with the Giants, Astros, Cardinals and Expos, twice each... The Birds have also traded once each with the Dodgers, Pirates, Padres and Braves... They have not dealt with the Mets or Cubs.

ORIOLES EXPANSION DRAFT LOSSES

December 1960—

Los Angeles Angels—Pitchers Dean Chance and Ron Moeller and infielder Don Ross, each for \$75,000... Outfielder Albie Pearson selected from Rochester roster for \$25,000.

Washington Senators—Catcher Gene Green, infielder Billy Klaus and outfielders Chuck Hinton and Gene Woodling, each for \$75,000... Infielder Leo Burke selected from Rochester roster for \$25,000.

October 1968—

Kansas City Royals—Pitcher Roger Nelson (first player chosen in draft), pitchers Wally Bunker and Moe Drabowsky, and first baseman Mike Fiore, each for \$175,000.

Seattle Pilots—Catcher Larry Haney and pitcher John Morris, each for \$175,000.

November 1976—

Toronto Blue Jays—Infielder Bob Bailor (first player selected by Toronto, second player chosen in draft—Ruppert Jones from K.C.—was first pick—by Seattle), pitcher Mike Darr and pitcher Mike Wills, each for \$175,000.

Seattle Mariners—Pitcher Dave Pagan and pitcher Bob Galasso, each for \$175,000.

ORIOLES FARM SYSTEM

MINOR LEAGUE AFFILIATES, 1982

Club	Nickname	League	Class	Manager
Rochester, N.Y.	"Red Wings"	International	AAA	Lance Nichols
Charlotte, N.C.	"Orioles"	Southern	AA	Mark Wiley
Hagerstown, Md.	"Suns"	Carolina	A	Grady Little
*Bluefield, W. Va.	"Orioles"	Appalachian	Rookie	John Hart

Farm Club Coaches: Paul O'Neill, Charlotte; Paul McNeal, Hagerstown.

Farm System Coaches: Ken Rowe, pitching; Ralph Rowe, batting; Minnie Mendoza.

Farm System Officials: Rochester—Bob Goughan & Bill Terlecky (Ass't. G.M.'s); Richard Bancells (Trainer); Charlotte—Frances Crockett (Pres./G.M.); Dan Craven (Trainer); Hagerstown—Bob Miller (G.M.); Neil Yarrington (Trainer); Bluefield—Allen Coppinger (Pres.); George Fanning (G.M.); James Reed (Trainer).

Training Base: The Orioles' minor league training complex is located at Biscayne College in North Miami (16400 N.W. 32nd Ave., Miami, Fla. 33054). Telephones: (305) 625-7433 and 625-7434. Mailing address: Baltimore Orioles, P.O. Box 1866, Opa Locka, Fla. 33055.

Reporting Date: Early workouts for selected players begin on Thursday, March 4. All other pitchers and catchers start on Monday, March 15 with all other infielders and outfielders beginning workouts on Thursday, March 18.

*Franchise owned by Baltimore Orioles.

SCOUTING STAFF

Special Assignments

JIM RUSSO

502 Lering Drive
Ballwin, MO 63011

BILL WERLE

833 W. 28th Ave.
San Mateo, CA 94403

★ ★ ★

JACK BAKER

2215 Willowgrove Ave.
Kettering, OH 45409

JIM GILBERT

6217 W. Hemlock Dr.
Sykesville, MD 21784

JIM PAMLAYNE

P.O. Box 593
Sayville, NY 11782

*JOE BOWMAN

(Midwest-Plains States)
2001 W. 83rd St.
Leawood, KS 66206

*MYRON "Red" HAYWORTH

(Virginia; No. & So. Carolina)
507 Oakview Rd.
High Point, NC 27260

FRANK PIET

1610 E. Geneva Rd.
Wheaton, IL 60187

ART BROPHY

2403 Madison St.
Hollywood, FL 33020

*LEN JOHNSTON

(Midwest States)
8900 Keystone Crossing
Indianapolis, IN 46240

CLEMENT "Satch" SANDERS

303 S. Western
Chicago, IL 60612

DAN CRESSMAN

10389 104th Ave., N.
Holiday Shores
Seminole, FL 33540

*GEORGE LAUZERIQUE

(Pacific NW & Western Canada)
3471 Cumberland Gap Ct.
Pleasanton, CA 94566

*JACK SANFORD

(Florida & Special Assignments)
1441 Penman Rd.
Neptune Bch., FL 32233

*RAY CRONE

(Louisiana & Texas)
Rt. 1, Panorama Loop
Waxahachie, TX 75165

BILL LOHR

220 Washington Way
Centralia, WA 98431

*CAESAR SINIBALDI

(Northern California)
617 Stannage Ave.
Albany, CA 94706

*ED CROSBY

(Southern California)
11463 Anticost Way
Cypress, CA 90603

FRANK McGOWAN

(Scouting Consultant)
80 Rolling Ridge Rd.
Mt. Carmel
Hamden, CT 06518

*JOHN STOKOE

(Northeast States)
12 Bradford Pl.
Slingerland, NY 12159

JOE DE LUCCA

11 Kingsland Pl.
Babylon, NY 11702

EARL MCKENZIE

845 Trillium Park
Sarnai, Ontario, Canada

BILL TEED

15 Overhill Rd.
Enfield, CT 06082

*JIM DRISCOLL

(Mountain States)
948 So. Alma School Rd.
Mesa, AZ 85202

PAUL MCNEAL

P.O. Box 703
Hagerstown, MD 21740

*TOMMY THOMPSON

(Kentucky, Michigan, Ohio)
518 Miller St.
Lebanon, OH 45036

*JOSE GARCIA

(Caribbean)
P.O. Box 882
Caguas, PR 00625

DOMENIC NAPOLITANO

15 Cypress Court
Brooklyn, NY 11208

HERMAN WELSH

502 Snyder St.
Connellsville, PA 15425

*LAMAR NORTH

(Southern States)
1307 S. Crest Rd.
Rossville, GA 30741

*Territorial Supervisor
(territory in parentheses).

FARM SYSTEM—1981

The O's AAA team in Rochester qualified for the International League playoffs for the 2nd straight year, but lost to eventual L.L. champion Columbus, 3 games to 2 in the opening round. Cal Ripken, Jr. was selected as the league's "rookie of the year" as well as the all-star 3rd baseman, despite the fact he played the final 2 months in Baltimore.

The class A Charlotte O's, the '80 Southern League champs, missed the playoffs by 6/1000th's of a percentage point, losing the 2nd half title to Savannah on the final day of the season. Willie Royster was selected as the designated hitter on the all-star team.

The Hagerstown Suns, a co-op club that won the Carolina League championship in its 1st year of existence, had a distinct Oriole flavor. The O's provided a majority of the club's players as well as the manager, Grady Little, who was selected as the circuit's "manager of the year". In December it was announced that Baltimore had signed a full working agreement with Hagerstown for the '82 season.

Oriole minor league products were also selected to all-star teams in the Florida State (outfielder Mike Young) and Appalachian (outfielder Dave Falcone) Leagues. Over the past 19 seasons, the O's minor league clubs have compiled a cumulative record of 6717-6083 (.525). The Orioles were chosen as the Topps "Baseball Organization of the Year" in '66, '71, and '72.

1981 MINOR LEAGUE REPORT

CLASS AAA
ROCHESTER RED WINGS (INTERNATIONAL)
Manager: Doc Edwards: 69-70 — 4th — 19GB

PLAYER	AVG	G	AB	R	H	HR	RBI	SB	PITCHER	W-L	ERA	G	SV	IP	H	BB	SO
Bonner, Bob	.229	84	301	19	69	3	35	10	Boddicker, Mike	10-10	4.20	30	0	182	182	66	109
Bourjos, Chris	.249	58	197	30	49	4	16	3	Carry, Brooks	10-9	3.37	29	0	195	168	82	107
Chism, Tom	.255	100	302	37	77	12	44	1	Chism, Tom	0-0	6.75	4	0	4	4	3	2
Coney, Mark	.299	23	67	15	16	1	5	1	Ford, Dave	1-0	1.50	1	0	6	6	1	1
Eaton, Tom	.216	115	371	42	80	1	26	16	Grilli, Steve	4-4	5.27	29	2	41	50	18	32
Hart, Mike	.265	88	260	45	69	8	29	4	Hart, Mike	0-0	0.00	1	0	1	0	0	0
Hazewood, Drungo	.094	18	64	5	6	1	6	0	Jones, Larry	9-9	3.77	38	3	160	154	79	108
Huppert, Dave	.198	47	126	19	25	2	11	1	Ludober, Steve	5-5	1.80	21	5	45	31	16	32
Krenchick, Wayne	.179	16	56	5	10	0	4	3	Ramirez, Allan	1-3	4.17	8	0	41	32	19	26
Logan, Dan	.255	130	440	53	112	23	73	0	Rowe, Tom	8-9	4.34	28	0	174	180	72	93
Rayford, Floyd	.248	96	311	50	77	11	45	2	Schneider, Jeff	5-1	2.35	46	12	69	58	35	61
Ripkin, Cal Jr.	.288	114	437	74	126	23	75	0	Snell, Nate	1-3	2.63	15	1	41	33	7	20
Sherlight, Harry	.231	33	121	6	28	1	10	0	Speck, Cliff	6-3	7.79	27	0	76	81	37	51
Shelby, John	.284	76	326	42	86	3	32	18	Torrez, Pete	2-4	3.63	28	1	62	63	19	27
Valle, John	.249	91	301	45	75	9	39	5	Umbarger, Jim	6-9	4.18	41	2	157	179	65	59
Washington, LaRue	.225	64	227	21	51	2	25	7	Weichel, Don	1-1	2.25	8	0	12	9	4	7
Williams, Dallas	.283	127	523	69	148	9	48	51									
Young, Mike	.333	1	3	0	1	0	0	0									

Totals .248 139 4744 614 1174 121 563 125 Totals 69-70 3.76 139 26 1264 1230 523 735

CLASS AA
CHARLOTTE ORIOLES (SOUTHERN, Eastern Division)
Manager: Mark Wiley: 1st half: 37-35 — 2nd — 6½GB
2nd half: 37-34 — 2nd — .0006 points behind

PLAYER	AVG	G	AB	R	H	HR	RBI	SB	PITCHER	W-L	ERA	G	SV	IP	H	BB	SO
Bowman, Don	.238	139	500	67	119	20	82	8	Aras, Juan	5-7	3.92	45	8	101	97	38	84
Denman, John	.235	105	340	48	80	8	34	24	Boyd, Randy	1-1	2.83	15	2	24	20	12	33
Derryberry, Tim	.246	94	280	45	69	12	53	0	Budner, Scott	5-6	4.77	25	0	132	159	42	82
Dumouchelle, Pat	.500	5	16	4	8	0	1	2	Davis, George	14-10	3.47	28	0	187	215	65	119
Fabrizio, Kurt	.105	6	19	0	2	0	1	0	Edwards, Allen	3-8	5.94	12	0	47	56	22	30
Hazewood, Drungo	.282	105	340	63	96	19	55	17	George, Will	4-3	4.63	12	0	68	66	48	39
Ivie, Lonnie	.000	2	2	0	0	0	0	0	Gonzalez, Julian	2-2	4.20	16	0	45	45	27	38
Jones, Ricky	.251	134	479	66	125	11	56	12	Graven, Tim	0-3	4.91	26	3	22	28	8	7
Naehring, Mark	.256	127	414	63	106	11	53	2	Hook, Ed	0-0	9.00	1	0	1	1	1	0
Neal, Earl	.281	100	366	50	103	12	63	4	Maples, Tim	6-6	5.23	16	0	86	87	41	50
Royster, Victor	.306	138	553	68	169	9	65	5	Norris, Tim	3-3	5.40	15	1	65	85	27	29
Rydzar, Willie	.265	138	562	98	149	31	88	53	Olvera, Francisco	0-2	5.63	4	0	16	23	7	10
Shelby, John	.235	62	261	40	59	2	21	24	Smith, Mark	8-6	4.03	25	0	163	165	58	113
Whitfield, Bob	.222	84	270	25	60	0	21	7	Snell, Nate	1-2	2.61	8	0	38	32	10	19
Young, Mike	.320	75	275	58	88	12	45	23	Speck, Cliff	1-0	2.73	12	2	33	29	11	24
									Swaggerty, Bill	8-5	2.02	35	10	49	35	19	26
									Weichel, Don	13-7	2.91	22	0	161	163	63	90

Totals .263 143 4725 703 1244 147 643 181 Totals 74-69 3.99 143 26 1238 1304 499 792

CLASS A
MIAMI ORIOLES (FLORIDA STATE, Southern Division)
Manager: Minnie Mendoza: 1st half: 27-42 — 4th — 16GB
2nd half: 17-50 — 5th — 25½GB

2ND MAR 17:30 SAT																	
PLAYER	AVG	G	AB	R	H	HR	RBI	SB	PITCHER	W-L	ERA	G	SV	IP	H	BB	SO
Albano, Ralph	.140	31	93	7	13	0	5	0	Alvarez, Evelio	4-1	1.71	15	2	58	54	19	29
Cusack, Dave	.248	54	167	18	39	2	25	4	Arnold, Tony	2-1	1.23	6	0	22	21	3	8
Dees, Greg	.271	46	170	16	46	0	18	2	Brown, Mark	3-3	3.40	17	1	53	47	21	35
DeLeon, John	.210	66	181	19	38	2	14	8	Clark, Irwin	2-5	3.90	26	2	30	28	18	30
Dillard, Ron	.255	82	322	50	82	0	23	40	Cole, Don	0-5	7.95	16	0	43	45	45	18
Dummar, George	.206	21	63	3	13	0	8	0	Crutch, Rich	1-3	8.14	6	0	21	34	6	10
Dumouchelle, Pat	.500	127	424	56	106	4	61	13	Dixon, Ken	1-8	4.35	11	0	60	57	42	40
Granger, Lee	.313	40	144	25	45	0	18	21	Ferroni, Frank	1-2	6.00	8	0	24	26	24	5
Griggs, Dave	.260	18	50	6	13	0	6	0	Gold, Bret	2-9	4.91	14	0	77	94	30	33
Herrick, Neal	.201	57	174	24	35	0	10	5	Gray, Dave	1-1	5.63	11	0	32	33	18	7
Ivie, Lonnie	.210	40	105	7	22	0	7	5	Hoke, Leon	4-6	2.47	51	13	62	59	20	55
Labastida, Mario	.188	44	144	8	27	0	11	2	Johnson, Scott	5-14	4.95	26	0	140	164	67	68
Murelli, Don	.282	20	71	9	20	0	9	2	Maples, Tim	4-5	3.03	13	0	86	57	38	69
Nichols, Carl	.194	16	31	1	6	0	3	0	Olvera, Francisco	6-5	3.83	19	0	108	103	48	80
Pardo, Al	.216	91	291	25	63	3	32	2	Peralta, Luis	2-2	1.64	17	2	33	26	10	20
Riche, Tim	.202	25	84	9	17	0	2	0	Ramirez, Alvaro	1-1	1.66	16	0	33	26	10	20
Sadey, Rich	.250	40	144	25	45	0	18	21	Reed, Freddie	3-8	1.44	23	0	91	116	30	30
Sanders, Satch	.283	60	191	26	54	4	30	4	Wadley, Tony	0-0	3.38	5	0	16	20	9	6
Schoeller, Mike	.291	58	196	24	57	0	22	2	Willsner, Chris	3-12	4.08	25	1	119	122	61	61
Tinko, Andy	.282	83	330	41	93	0	17	12									
Trot, Johnny	.291	41	141	21	41	1	16	8									
Williams, Jeff	.215	113	382	38	82	0	36	10									
Yodanis, Mike	.345	63	233	32	81	3	34	17									

Baltimore Chapter

BASEBALL WRITERS ASSOCIATION OF AMERICA

*GORDON BEARD, Associated Press, Chairman

KENT BAKER, Morning Sun	DAVE KINDRED, Washington Post
TOM BOSWELL, Washington Post	JANE LEAVY, Washington Post
TEDWIN BRANDT, Morning Sun	*BOB MAISEL, Morning Sun
DOUG BROWN, Evening Sun	KEN NIGRO, Morning Sun
KEVIN COWHERD, Evening Sun	ANGUS PHILLIPS, Washington Post
KEN DENLINGER, Washington Post	LEN SHAPIRO, Washington Post
JIM ELLIOT, Morning Sun	SEYMOUR SMITH, Morning Sun
BOB FACHET, Washington Post	*GEORGE SOLOMON, Wash. Post
ALAN GOLDSTEIN, Morning Sun	*JOHN STEADMAN, News-American
LOU HATTER, Morning Sun	*BILL TANTON, Evening Sun
JIM HENNEMAN, Evening Sun	*RALPH VIGODA, News-American
PHIL JACKMAN, Evening Sun	MIKE WILBON, Washington Post

*Sports Editor

†Executive Sports Editor

HONORARY MEMBERS

BILL AHLBERG	WHEELER JOHNSON
LEW ATCHISON	SHIRLEY POVICH
CHARLES BARBOUR	MORRIS SIEGEL
NEAL ESKRIDGE	FRANCIS STANN
LUTHER (BUS) HAM	MERRELL WHITTLESEY

★ ★ ★

SAM LACY is sports editor of the Baltimore Afro-American.

★ ★ ★

PRINCIPAL RADIO-TELEVISION SPORTS COMMENTATORS IN BALTIMORE

TELEVISION: WMAR (Ch. 2)—TED PATTERSON, SCOTT GARCEAU, and HOPE HINES... WJZ (Ch. 13)—RANDY BLAIR (S.D.) and GAYLE GARDNER... WBAL (Ch. 11)—VINCE BAGLI (S.D.) and CHRIS THOMAS.

RADIO: WFBR (1300)—CHARLIE ECKMAN, TOM MARR, and ART SINCLAIR... WBAL (1090)—JIM WEST (S.D.)... WCAO (600)—BOB BARTEL (S.D.)... WCBM (680)—TOM DAVIS (S.D.) and NEAL ESKRIDGE... WPOC-FM (93.1)—TOM CHECHE... WWIN (1400)—BILLY TAYLOR.

WASHINGTON AREA MEDIA

ASSOCIATED PRESS: IRA ROSENFELD.

UNITED PRESS INTERNATIONAL: DON CRONIN.

MONTGOMERY JOURNAL: LYNN PUSEY.

PRINCE GEORGE'S JOURNAL: MARK BIALCZAK.

MONTGOMERY SENTINEL: DAVE PEREL.

PRINCE GEORGE'S SENTINEL: DAVE GINSBERG.

ALEXANDRIA GAZETTE: DAVE EUBANK.

NORTHERN VIRGINIA SUN: TOM FLYNN.

VIRGINIA JOURNALS: BILL McDOWELL.

MANASSAS JOURNAL MESSENGER: STEVE NOVAK.

NORTHERN VIRGINIA DAILY: DON JANSEN, RANDY McFARLAND.

TELEVISION: WDVM (Ch. 9)—GLENN BRENNER (S.D.), FRANK HERZOG and SONNY JURGENSEN... WRC (Ch. 4)—GEORGE MICHAEL (S.D.) and SCOTT CLARK... WJLA (Ch. 7)—TIM BRANT (S.D.) and BOB MCCLAIN... WTTG (Ch. 5)—BERNIE SMILOVITZ (S.D.) and AL KOKEN.

RADIO: WTOP (1500)—PHIL WOOD, FRANK DALY, and AL KOKEN... WMAL (630)—KEN BEATRICE (S.D.) and JOHNNY HOLLIDAY... WOL (1450)—ROCK NEUMANN... WMZQ (98.7)—MIKE PATRICK... WHUR-FM (96.3)—GREG MOSSO and ROBERT STEPHENS... WASH-FM (97.1)—JOE ZENGER... Associated Press Radio—DAVE LUBESKI, JACK DONIGER and JACK BRIGGS... Mutual Sports Network—TONY ROBERTS.

ORIOLE ADVOCATES, INC.

The Oriole Advocates, Inc. is a unique non-profit corporation dedicated to promoting and stimulating interest in the game of baseball at both the amateur and professional levels. The organization, founded officially in July, 1960, comprises some 75 men and women drawn from a wide cross-section of the Baltimore-area business community.

Thru the years, the Advocates have made substantial financial contributions primarily to youth organizations, and have played a major role in the restoration of Babe Ruth's birthplace on Emory Street. Recently the Advocates provided the leadership in establishing the Baltimore Orioles "Hall of Fame" (see page 13)... They have also become an essential arm of the Orioles' public relations and promotions program. On "souvenir giveaway" days at the stadium, it is the Advocates who see to it that every eligible person coming to the park receives the particular item.

Probably the biggest contribution of all, however, has been the formation and administration of the Junior Orioles program that began in '63 with 750 youngsters and reached an all-time high of 20,000 members (in '77). It is a massive undertaking, a quality "knothole" program that requires a great deal of time and effort.

1982 Officers: President—Leo Neudling; 1st Vice President—Ray Weinstein; 2nd Vice President—Dan March; Secretary—Charles Lippy; Treasurer—Charles Pecot, Jr.

ORIOLES PLAY-BY-PLAY BROADCASTS

Announcers

WMAR Television (Ch. 2)

Chuck Thompson, Bill O'Donnell and Brooks Robinson

WFBR Radio (1300)

Chuck Thompson, Bill O'Donnell and Tom Marr

WFBR, is in the 4th year of a 4 year contract to carry Orioles Baseball. In addition to 10 spring training games (see exhibition schedule), WFBR will carry all 162 regular season games.

WFBR is the flagship station of a network comprising approximately 65 stations including WTOP (News Radio 15) in Washington, WOYK (13½ AM) in York, Pa. plus others in Maryland, Delaware, Pennsylvania, Virginia, West Virginia, North Carolina and Florida.

Pre-Game: WFBR expects to carry Earl Weaver's show, "Manager's Corner" (5 minutes) and Tom Marr's pre-game show (10 minutes) daily throughout the season.

Post-Game: Tom Marr will also have a daily post-game show.

Full Season Sponsors: General Tire & Rubber Co.; Schlitz Beer; Chevrolet; Maryland National Bank.

WMAR, also in the 4th year of a 4 year agreement with the Orioles, will televise 2 spring exhibitions (Mar. 26 & Apr. 3) and 55 regular season games including 5 at Memorial Stadium in '82.

In addition, an Orioles' television network comprising the following stations will carry major portions of the WMAR television schedule: WSBA (Ch. 43), York-Lancaster-Harrisburg, Pa... WDCA (Ch. 20), Wash., D.C... WBOC (Ch. 16), Salisbury, Md... WTVZ (Ch. 33), Norfolk, Va... WRLH (Ch. 35), Richmond, Va... WJTM (Ch. 45), Winston-Salem, N.C.

Full Season Sponsors: Anheuser-Busch Inc.; Datsun & Datsun Dealers; AAMCO Transmission; Provident Savings Bank; The Savings Bank of Baltimore; Crown Central Petroleum; Blue Cross-Blue Shield; Jerry's Chevrolet; Mid-Atlantic Milk Marketing Association; Equitable Bank; McDonald's; MSSIC; Precision Tune.

PLAY-BY-PLAY ANNOUNCERS

CHUCK THOMPSON

Chuck Thompson was born in Palmer, Mass., grew up in Reading, Pa., and has lived in the Baltimore area for the past 33 years. This is his 23rd season as a play-by-play announcer for the Orioles.

During his 40 years in the business, Chuck has done play-by-play, on radio and television, for baseball, football, basketball, golf, and ice hockey. He's been named the outstanding sportscaster in Maryland by the National Sportscasters and Sportswriters Association on numerous occasions.

Chuck began his announcing career in 1939 at WEEU in Reading. Three years later he became a staff announcer for WIBG in Philadelphia, where he covered Temple University football.

After seeing combat in three major European campaigns for the U.S. Army in World War II, he returned to Philadelphia to describe the action of the Phillies and A's, Warriors, Eagles, and Rockets (ice hockey).

He came to Baltimore in 1949 to do play-by-play for the International League Orioles, the Baltimore Bullets, U.S. Naval Academy football, and the Colts in the All-America Conference.

In 1955 Chuck joined the National Brewing Company's team of announcers and during the 24 years of that association did American League Orioles baseball for 19 years ('55-'56 and '62 thru '78), Colts football, Washington Senators baseball (1957-61), and the NBC-TV "Game-of-the-Week" (1959-60).

His versatile career contains many highlights. In December, 1958, he covered the Colts-Giants "sudden death" NFL championship game, and a month later he was on the 18th green at Pebble Beach, California, to describe the Bing Crosby Golf Tournament for ABC-TV.

Chuck was selected by NBC to do the radio broadcast of the 1960 World Series between the Yankees and the Pirates, and he was behind the mike when Bill Mazeroski hit his decisive homer at Forbes Field to win that classic for Pittsburgh.

In 1965, for CBS-TV, he worked the Colts-Packers "sudden death" playoff game for the NFL's western division championship.

And, he covered the first four world series in which the Orioles were involved.

Chuck is a golf and fishing enthusiast. He and his wife, Rose, have three children and five grandchildren.

BILL O'DONNELL

Bill O'Donnell, a veteran of 32 years in sports broadcasting, is in his 17th season as an Orioles' play-by-play announcer.

The New York City native joined the Birds' broadcast team in 1966 (the year of the club's first world championship) after 13 years as the voice of Syracuse University football. He also worked basketball for the Orangemen as well as Eastern League and International League baseball during that period.

Bill graduated from Fordham Prep (N.Y.) and was majoring in classical studies and languages at Fordham University when he joined the U.S. Marine Corps during World War II. His service tour included a stint as sports editor of the Navy News while on Guam.

Upon discharge, he completed his education at Mohawk College (Utica, N.Y.), then began his broadcasting career in 1950 by doing the play-by-play for the Pocatello, Idaho club in the old Pioneer League. In Pocatello he also broadcast football, basketball, and boxing for Idaho State University.

Since then there is very little he hasn't done in baseball, basketball, and football, collegiate or professional, at the local, regional, or nationwide network levels. He was a member of NBC-TV's baseball "Game-of-the-Week" team from 1969 to 1976, covered the 1975 American League Championship Series between Boston and Oakland for NBC television, and worked the 1969 and 1971 World Series for NBC radio and television.

His extensive basketball background includes numerous ECAC telecasts (1964-73), and 2 seasons of television play-by-play for the Cleveland Cavaliers of the NBA.

Bill's football experience includes three years of radio play-by-play for the Baltimore Colts (1966-68) and six years as a member of NBC-TV's NFL crew. On the collegiate level he has worked NCAA telecasts for ABC, and described Notre Dame football for the school's television network. More recently he has done college basketball and football for ESPN cable TV network and college basketball for NBC/TVS and CBS radio.

An avid reader, Bill is married to the former Patricia Martin. They have five children and one grandchild.

TOM MARR

Tom Marr, born and raised in Montgomery County, Maryland, is a veteran of 22 years in broadcasting and has spent the last 16 years with WFBR Radio in Baltimore.

Tom is in his 4th year with the Orioles' broadcast team, having made his debut as a major league play-by-play announcer in '79. He also conducts pre- and post-game radio shows. He previously did six Orioles games from Japan when the Birds made their trip to the Orient in '71.

He began his broadcasting career doing a high school sports show at WWDC in Washington, and later worked in radio stations in Rhode Island, Connecticut and Virginia before coming to WFBR.

Tom has an extensive radio-television background in both news and sports. He has broken several stories that have received national attention and has appeared twice on the CBS Evening News with Walter Cronkite.

From '69 to '75, Marr covered Baltimore's pro teams for the CBS Radio Network, supplying an average of more than 150 reports a year. For three years prior to joining the Orioles broadcasting team he was the weekend sports anchor at WMAR-TV.

When not involved with baseball, Tom still participates in WFBR's award winning discussion program, "Conference Call" as a regular panel member.

In addition to his pre-game, post-game and play-by-play responsibilities, he hosts the "Earl Weaver Radio Show", 15 minutes before each game.

Tom is a graduate of Montgomery Blair High School in Silver Spring and a veteran of the U.S. Marine Corps. He is married and the father of five children. His wife, Sharon, is a Baltimore City Police Officer.

BROOKS ROBINSON

Born and raised in Little Rock, Ark., but has lived for many years in Lutherville, Baltimore County.

He'll be doing color on tv with Chuck Thompson and Bill O'Donnell for 5th straight year (and 4th year on WMAR-TV, Ch. 2).

He is also active as a vice-president of Personal Management Associates (PMA) and as a special assistant with the Crown Central Petroleum Company.

PMA is a Baltimore firm which provides athletes with advice and assistance in all areas of their professional, financial and personal lives. At PMA he works with Ron Shapiro and Mark Belanger.

Last Season-'77: Brooks signed in '77 as a player-coach and played sparingly. Then on Aug. 21, he became a coach exclusively when he went on the voluntarily retired list to accommodate the return of Rick Dempsey to active duty after a siege on the disabled list.

Brooks' 268th and last home run was one of the most dramatic and emotional in O's history. It was on Apr. 19, '77. The O's were hosting Cleveland, and were trailing 5-2 going into the 9th. . . Lee May singled one run across with one out, then Brooks came up with two on and one out as pinch-hitter for Larry Harlow.

He worked the count to "3 and 2", fouled off a few more pitches, then homered into the left field stands off lefty Dave LaRoche to produce a 6-5 "sudden death" victory.

His last plate appearance occurred as a pinch-hitter at Cal. on Aug. 5, and his last base hit was a June 3 seventh inning single off lefty Steve Mingori at K.C.

An Orioles' record regular season crowd of 51,798 attended "Thanks, Brooks" Day on Sunday, Sep. 18, against the Red Sox to pay tribute to the most important and most beloved Oriole of all time.

Winding Down-'76: Brooks started the season at third base, but in early July, Doug DeCinces became the regular third baseman.

BIG LEAGUE CAREER

Brooks officially spent 20 years and 72 days as a player in the American League, spanning 23 seasons.

Games: He played in 2,896 Orioles' games. Only Carl Yastrzemski (3,058) and Ty Cobb (3,033) has played more in A.L. history. . . Only Yastrzemski has played in more games with one team in A.L. annals. . . Only two others in the major leagues have seen more service with one franchise: Hank Aaron (3,298, Braves) and Stan Musial (3,026, Cardinals).

Durability: Brooks played in 97% of all Orioles' games from July 9, '59 (when he returned from the minors for the last time) thru May 16, '76, a period of more than 16½ years.

Opening Days: He started 20 consecutive opening day games for the O's from '57 thru '76, and batted .316 (25-for-79) with six homers and 17 rbi.

Homers/RBI: He led the A.L. in rbi (118) in '64 and also achieved a career high with 28 homers that year. . . He hit 17 or more home runs nine times. . . He also has record for most homers in Memorial Stadium (139).

He hit six grand slams, four of them in Baltimore.

Batting: He holds A.L. record for most sacrifice flies lifetime (114). . . Among his many O's club records are: by season—games (163, twice), at bats (668) and doubles (38).

He holds club career records for games, at bats, runs, hits, doubles, triples, total bases, rbi and extra base hits.

Fielding: He committed only 263 errors in 9,165 chances at third base for a lifetime percentage of .971. . . He appeared in a total of 24 games at second, and five at short, but played third base exclusively after '63.

He started three triple plays, all of the ground ball "around the horn" variety, and was the batter in four of the 13 triple plays hit into by the O's. Only one of those was "around the horn".

M.L. Lifetime Records, 3B: Highest fielding pct., 100 or more games (.971) . . . most seasons (23) . . . most games (2,871) . . . most chances, excluding errors (8,902) . . . most putouts (2,697) . . . most assists (6,205) . . . most double plays (618) . . . most seasons leading league in assists (8).

A.L. Lifetime Records, 3B: most seasons leading league in fielding (11) . . . most seasons leading league in chances, excluding errors (8 tie) . . . most games; season (163, '61 and '64).

Gold Gloves: He won 16 straight "gold gloves" from '60 thru '75. . . The string was snapped by Detroit's Aurelio Rodriguez in '76. . . Rodriguez, Boston's Frank Malzone ('57-'59), and New York's Graig Nettles ('77) were the only other third basemen to win A.L. gold gloves while Brooks was active.

Believe It or Not: Brooks made three errors in one inning against the A's in Baltimore on July 28, '71 (6th inning). . . However, the O's won the game when Frank Robby hit a three run homer in the 9th to erase an 0-2 deficit.

BROOKS ROBINSON (Cont.)

All-Star Games: He played in 18 consecutive all star games from '60 thru '74 (including two per year in '60, '61, '62)... He had a lifetime all-star average of .289 (13-for-45), was the "mvp" in '66 (at St. L.) and nearly won two other such awards in '64 at Shea Stadium and '70 at Cincinnati.

He hit one home run ('67 at Anaheim), three triples and did not make an error in 43 chances.

Brooks was elected to starting lineup in Gillette-sponsored fan vote four times ('71, '72, '73, '74) and started a total of 11 games... He led A.L. players in votes in '71 and had his last hit that year (at Detroit).

Post-Season Play: Brooks played in all 39 post-season games in which the O's were involved while he was with the club... He batted a composite .303 (44-for-145) in 18 ALCS and 21 world series games.

WS: He homered in his first world series at bat in first inning at Dodger Stadium in '66, immediately following Frank's two-run homer (both were off Don Drysdale).

He was a landslide "mvp" in '70 vs. Reds... He hit .429 (9-for-21) and was brilliant on defense.

He errored on first fielding chance then handled 23 more flawlessly, many of them sensationally... He stole at least two hits each from Johnny Bench and Lee May... It was during the series that Lee gave him the nickname "Hoover" (as in vacuum cleaners).

Brooks was also among leading hitters in '71 world series vs. Pirates (.318) Overall, he made three errors in 76 world series chances.

ALCS: After his first three ALCS (O's swept them all), he had a .486 average (18-for-37)... His last hit in post-season competition was a home run off "Catfish" Hunter in the '74 ALCS.

MAJOR AWARDS

Most Valuable Player, A.L. ('64)... He finished second in '66 and third in both '60 and '65.

Most Valuable Player, World Series ('70)... Most Valuable Player, All Star Game ('66)... Most Valuable Oriole (4 times, '60, '62, '64, '71-shared with Frank Robby).

Commissioner's Trophy, now known as Roberto Clemente Memorial Award, as player best exemplifying the game of baseball ('72)... Joe Cronin Award, presented annually to A.L. player for significant achievement ('77).

Hickok Belt, Jan. '71... "Man of the Decade", Baltimore Advertising Club, Jan. '72... "Most Memorable Personality" in O's history by vote of fans, '75... Retroactive Babe Ruth Crown by Maryland Baseball Professional Players Assoc. (Tops in Sports), '81.

Orioles Hall of Fame, '77... He and Frank were the first to be named to the new Orioles' Hall of Fame originated in '77 by the Oriole Advocates.

PERSONAL

He was originally signed by the late Arthur Ehlers... Brooks and his wife, Connie, were married in 1960 and are the parents of four children: Brooks David (7/24/61), Chris (2/22/63), Michael (3/11/64) and Dianna (2/22/68).

Brooks' uniform, #5, was retired officially on opening day 1978, his first year in retirement.

Championship Series Record														
YEAR CLUB	AVG.	G	AB	R	H	2B	3B	HR	RBI	BB	SO	SB	CS	HP
1969 Baltimore	.500	3	14	1	7	1	0	0	0	0	0	0	0	0
1970 Baltimore	.583	3	12	3	7	2	0	0	1	0	1	0	0	0
1971 Baltimore	.364	3	11	2	4	1	0	1	3	0	1	0	0	0
1973 Baltimore	.250	5	20	1	5	2	0	0	2	1	1	0	0	0
1974 Baltimore	.083	4	12	1	1	0	0	1	1	1	0	0	0	0
C.S. Totals	.348	18	69	8	24	6	0	2	7	2	3	0	0	0

World Series Record														
YEAR CLUB	AVG.	G	AB	R	H	2B	3B	HR	RBI	BB	SO	SB	CS	HP
1966 Baltimore	.214	4	14	2	3	0	0	1	1	1	0	0	0	0
1969 Baltimore	.053	5	19	0	1	0	0	0	2	0	3	0	0	0
1970 Baltimore	.429	5	21	5	9	2	0	2	6	0	2	0	0	0
1971 Baltimore	.318	7	22	2	7	0	0	0	5	3	1	0	0	0
W.S. Totals	.263	21	76	9	20	2	0	3	14	4	6	0	0	0

60

Born: May 18, '37; 6'1"; 190; Batted, R; Threw, R.

YEAR CLUB	AVG.	G	AB	R	H	2B	3B	HR	RBI	BB	SO	SB	CS	HP
1955 York*	.331	95	354	72	117	17	3	11	67	47	64	1	6	
Baltimore	.091	6	22	0	2	0	0	0	1	0	10	0	0	0
1956 San Antonio	.272	154	577	72	157	28	6	9	74	54	57	1	2	4
Baltimore	.227	15	44	5	10	4	0	1	1	1	5	0	0	0
1957 Baltimore	.239	50	117	13	28	6	1	2	14	7	10	1	0	1
San Antonio	.266	33	124	10	33	5	1	1	9	5	16	0	1	0
1958 Baltimore	.238	145	463	31	110	16	3	3	32	31	51	1	2	5
1959 Baltimore	.284	88	313	29	89	15	2	4	24	17	37	2	2	2
Vancouver	.331	42	163	20	54	9	2	6	30	6	14	2	1	0
1960 Baltimore	.294	152	595	74	175	27	9	14	88	35	49	2	2	0
1961 Baltimore	.287	163	668	89	192	38	7	7	61	47	57	1	3	4
1962 Baltimore	.303	162	634	77	192	29	9	23	86	42	70	3	1	1
1963 Baltimore	.251	161	589	67	148	26	4	11	67	46	84	2	3	1
1964 Baltimore	.317	163	612	82	194	35	3	28	118	51	64	1	0	4
1965 Baltimore	.297	144	559	81	166	25	2	18	80	47	47	3	0	2
1966 Baltimore	.269	157	620	91	167	35	2	23	100	56	36	2	3	5
1967 Baltimore	.269	158	610	88	164	25	5	22	77	54	54	1	3	4
1968 Baltimore	.253	162	608	65	154	36	6	17	75	44	55	1	1	4
1969 Baltimore	.234	156	598	73	140	21	3	23	84	56	55	2	1	3
1970 Baltimore	.276	158	608	84	168	31	4	18	94	53	53	1	1	4
1971 Baltimore	.272	156	589	67	160	21	1	20	92	63	50	0	0	3
1972 Baltimore	.250	153	556	48	139	23	2	8	64	43	45	1	0	2
1973 Baltimore	.257	155	549	53	141	17	2	9	72	55	50	2	0	3
1974 Baltimore	.288	153	553	46	159	27	0	7	59	56	47	2	0	3
1975 Baltimore	.201	144	482	50	97	15	1	6	53	44	33	0	0	1
1976 Baltimore	.211	71	218	16	46	8	2	3	11	8	24	0	0	1
1977 Baltimore	.149	24	47	3	7	2	0	1	4	4	4	0	0	0

M.L. Totals .267 2896 1232 2842 482 68 268 1357 860 989 28 23 53
10654

* Signed by Baltimore as free agent on 6/1/55.

"ORIOLES DESIGNATED HITTERS"

In September, 1979, Mayor William Donald Schaefer and a select committee of Baltimoreans working closely with the ballclub's front office, created the "Orioles Designated Hitters", an organization designed to sell full season tickets in greater numbers than ever before.

The basic plan was to enlist the talents of successful men and women from the area business community to serve as the principal sales force for the annual season ticket campaign.

Results from the first 2 years ('80 & '81) attest to the soundness of the concept. In '80 when 28 of 45 original candidates qualified for membership by meeting stringent sales standards, Orioles full season sales increased dramatically by 150% to an all-time high of 4,018.

Then, in '81 with 30 candidates qualifying, sales jumped another 30% to a record 5,215.

Generally a new candidate for membership must achieve a high percentage of renewals on old accounts assigned to him, and must sell a minimum of 25 new full season tickets.

Though a DH must requalify each year, the requirements for those who achieved membership in the preceding year are somewhat different and are based on the number of tickets sold previously.

In '80, the 3 top sellers were Lou Michaelson, Charlie Offutt and Frank Trommer... Last year Michaelson, Allen Becker and Offutt were 1-2-3.

Rewards for members include a trip for two to spring training, a special custom "DH" blazer, use of a special box on the mezzanine level during the season, and other valuable incentive prizes for top sellers.


The "DH" program is modeled closely after the highly successful "Royal Lancers", conceived more than a decade ago by K.C. Royals owner Ewing Kauffman. In fact, Mr. Kauffman delivered the keynote speech at the first official meeting of the "Orioles Designated Hitters" in September, '79.

Mayor Schaefer, the 3 charter members of the organization (Owen Daly, Bill Beasman and Chris Hartman), Orioles director for business affairs Bob Aylward, sales director Jon Richardson and former club vice-president Al Harazin (now with the Mets) were instrumental in initiating and directing the DH program through its successful infancy.

TWO WINS IN ONE DAY

Wes Stock is the only pitcher to have won both ends of a doubleheader in an Orioles uniform. He did it on May 26, '63 in Cleveland.

61



Jerold C. Hoffberger
President



Edward Bennett Williams
Chairman of the Board



Henry J. Peters
Executive Vice-President
General Manager

EDWARD BENNETT WILLIAMS, the owner and Chairman of the Board of the Baltimore Orioles, Inc., since Nov. 1, '79, is also the founder and senior partner of the Washington law firm of Williams and Connolly and is a distinguished trial lawyer. He is no newcomer to professional sports, having been associated with the Washington Redskins since 1962 and their President since 1965.

He is a native of Hartford, Connecticut, and a graduate of Holy Cross College where he earned his A.B. (summa cum laude) in 1941. After serving in the United States Army Air Force during World War II, he was graduated from Georgetown University Law School and was admitted to the Bar of the District of Columbia.

Mr. Williams taught Criminal Law and Evidence at Georgetown Law School from 1946 to 1958; was guest professor of American Criminal Law at the University of Frankfurt in West Germany in 1954; and in 1971, was visiting lecturer at Yale Law School where he taught Constitutional Litigation. He holds honorary degrees from 12 universities.

He was chairman of the American Bar Association Special Committee on Crime Prevention and Control from 1970 to 1972. In 1966 the District of Columbia Bar Association presented him with its "Lawyer of the Year" award. . . He is a Fellow of the American College of Trial Lawyers and was a member of its board of regents from 1968 to 1972.

By appointment of the Chief Justice of the United States in March of 1965, he served on the United States Judicial Conference Advisory Committee on Federal Rules of Evidence until 1974 and, from 1971 to 1974, on the Chief Justice's Committee on Court Facilities and Design. From 1971 to 1978 he served as chairman of the Judicial Nominating Commission for the Sixth Judicial Circuit of Maryland.

By appointment of President Ford, Mr. Williams served on the President's Foreign Intelligence Advisory Board in 1976 and 1977. In 1977, President Carter appointed him as a consultant to the National Security Agency. In November, 1980, President-elect Reagan appointed Mr. Williams, as one of three prominent Democrats, to serve on the Foreign Policy Advisory Board to assist the presidential transition, and he is now serving on the President's Foreign Intelligence Advisory Board.

Mr. Williams served as treasurer of the Democratic National Committee from 1974 to 1977; has served as general counsel of Georgetown University since 1949; is vice-chairman of the Board of Trustees of the College of Holy Cross, is general counsel of the Motion Picture Association of America and of Twentieth Century Fox Film Corporation.

He is the father of seven children and is married to the former Agnes Anne Neill, who is also a graduate of Georgetown University Law School. The Williams family lives in Potomac, Maryland.

JEROLD C. HOFFBERGER accepted the presidency of the Baltimore Orioles, Inc. at the request of Mr. Williams, the chairman and sole owner of the corporation.

Under previous ownership, Mr. Hoffberger served as board chairman from November, 1965, through October, 1979, and during those 14 years, the Orioles won two world championships, five American League pennants, and six eastern division titles.

He was president of the National Brewing Company for 28 years (starting 1947) until October, 1975. At that time, he became board chairman,

president, and chief executive officer of the newly formed Carling National Breweries, Inc. (created by the joining together of the Carling Brewing Company, U.S.A. and the National Brewing Co.). He remained with Carling-National until resigning in 1978.

Currently he is chairman and chief executive officer of Diversified Resource Management, Limited with offices in downtown Baltimore.

In November, 1975, Mr. Hoffberger was elected president of the Council of Jewish Federations and Welfare Funds of North America, and served actively for three years. In 1978, he was elected chairman of the United Israel Appeal, Inc.

He is a director and chairman of the executive committee of Fairchild Industries and a director of a number of other corporations including Maryland National Bank, Dayco Corp., and Motor Freight Express. . . He is an officer and director of The Johns Hopkins Hospital and numerous other organizations.

Mr. Hoffberger was named "man of the year" in 1966 by the Advertising Club of Baltimore and "outstanding man of industry" in 1971 by the Baltimore Jaycees.

A Baltimore native, Mr. Hoffberger was educated at the University of Virginia. He served with the U.S. Army during World War II and attained the rank of captain. He is an ardent horseman and a long-time breeder of thoroughbred horses.

He and his wife, Alice, have four children (three boys and one girl).

HENRY J. PETERS has been the Orioles' executive vice-president and general manager since he signed a five-year contract in November, 1975. At that time he replaced Frank Cashen who had resigned to join the Carling-National Brewing Company.

In February, 1980, after being named major league "executive of the year" by both *The Sporting News* and U.P.I. the previous season, Hank agreed to an extension of his contract, offered by new owner Edward Bennett Williams, through 1984.

A veteran of 35 years in professional baseball, he has shown an amazing ability to adjust to the abrupt and rapid changes that have affected player-management relationships during the past several years.

Now 57, Hank came to Baltimore after four years as president of the National Association of Professional Baseball Leagues (the governing body of minor league baseball).

Before accepting the National Association presidency in December, 1971, he had spent five years with the Cleveland Indians as vice-president and director of player personnel, and prior to that he had been with the Kansas City A's for 10 years. While with the A's, in 1965, he had the distinction of being the last general manager appointed by former club owner Charles O. Finley. He has also worked with the St. Louis Browns and Cincinnati Reds.

A St. Louis native, Hank broke into baseball in 1946, following three years with the U.S. Army in World War II during which he served in England, Germany, and Czechoslovakia.

He started with the hometown Browns in the minor league department under then farm director Jim McLaughlin, the Orioles' former co-ordinator of scouting and player development, and general manager Bill DeWitt.

When that franchise was moved to Baltimore in October, 1953, Hank took a job as general manager of the independent Burlington, Iowa club in the Class B Three-I League.

After the 1954 season, he joined the new Kansas City A's organization as farm director and remained in that position through 1960. In early 1961, he left the A's, following disagreement with Finley, and spent the balance of the season working, again for DeWitt, as farm director of the Cincinnati Reds who won the N.L. pennant that season.

However, he returned to the A's in December, 1961, as assistant general manager and farm director and was appointed general manager in 1965. During his tenure in K.C. such future stars as Jim "Catfish" Hunter, Bert Campaneris, Reggie Jackson, Sal Bando, Joe Rudi, Rick Monday, Gene Tenace, and Rollie Fingers were signed and developed in the A's farm system.

Hank moved to Cleveland in 1966 and remained there until he was elected to succeed the retiring National Association President Phil Piton. At the time, the National Association was headquartered in Columbus, Ohio, but in September, 1973, Hank moved the office to its present site in St. Petersburg, Fla.

Hank and his wife, Dottie, whom he met while both were working for the Browns, have been married for 31 years. They have two children: Sharon and Steve, and a granddaughter, Shannon Nicole Torrez, born in December, 1981.

1982 BALTIMORE ORIOLES ROSTER

Manager		Coaches—Elrod Hendricks (44); Ray Miller (31); Cal Ripken, Sr. (47); Ralph Rowe (54); Jimmy Williams (40)					Public Relations—Bob Brown Traveling Secretary—Phil Itzoe											
No.	PITCHERS (16)	B	T	HT.	WT.	Birthdate	Birthplace	Residence	1981 Club	W-L	ERA	G	SV	IP	H	BB	SO	ML Serv.*
52	Boddicker, Mike.....	R	R	5-11	172	8-23-57	Cedar Rapids, IA	Norway, IA	{Rochester	10-10	4.20	30	0	182	182	66	109	0.055
42	Carey, Brooks.....	L	R	6-1½	185	3-18-56	Key West, FL	Key West, FL	{Baltimore	0-0	4.50	2	0	6	6	2	2	0.000
62	Davis, George.....	R	R	6-4	207	12-26-61	Dallas, TX	Atlantic Beach, FL	{Rochester	10-9	3.37	29	0	195	168	82	107	0.000
46	Flanagan, Mike.....	L	L	6-0	195	12-16-51	Manchester, NH	Amherst, NH	{Baltimore	14-10	3.47	28	0	187	211	65	119	0.000
21	Ford, Dave.....	R	R	6-4	200	12-29-56	Cleveland, OH	Cleveland, OH	{Baltimore	9-6	4.19	20	0	116	108	37	72	2.100
30	Martinez, Dennis.....	R	R	6-1	185	5-14-55	Granada, Nicaragua	Randallstown, MD	{Rochester	1-2	6.53	15	0	40	61	10	12	5.026
23	Martinez, Tippy.....	L	R	5-10	175	5-31-50	LaJunta, CO	Aurora, CO	{Baltimore	1-0	1.50	25	0	179	173	62	88	6.132
16	McGregor, Scott.....	S	L	6-1	190	1-18-54	Ingleswood, CA	Cockeysville, MD	{Baltimore	3-3	2.90	37	11	59	48	32	50	6.132
43	Moskauer, Paul.....	R	R	6-2	205	12-20-53	St. Joseph, MO	Tucson, AZ	{Cincinnati	3-5	3.26	24	0	160	167	40	92	5.025
22	Palmer, Jim.....	R	R	6-3	194	10-15-45	New York, NY	Brooklandville, MD	{Baltimore	2-1	4.91	27	2	55	54	32	32	15.132
63	Ramirez, Allan.....	R	R	5-10	190	5-1-57	Victoria, TX	Victoria, TX	{Miami	0-1	2.77	3	0	13	10	8	10	0.000
53	Stewart, Sammy.....	R	R	6-3	208	10-28-54	Asheville, NC	Swannanoa, NC	{Rochester	1-3	7.17	8	0	41	32	19	26	3.031
32	Stoddard, Tim.....	R	R	6-7	250	7-14-53	East Chicago, IN	Timonium, MD	{Hagerstown	2-1	2.36	29	4	112	89	57	57	3.086
34	Stone, Steve.....	R	R	5-10	178	1-24-47	Cleveland, OH	Towson, MD	{Baltimore	4-8	2.33	33	7	37	38	18	32	10.135
61	Swaggerty, Bill.....	R	R	6-2	190	12-5-56	Sanford, FL	East Palatka, FL	{Baltimore	3-7	3.69	15	0	63	63	27	30	0.000
51	Welch, Don.....	R	R	6-4	205	2-3-57	Atlanta, TX	Dallas, TX	{Charlotte	8-5	2.02	35	10	49	35	19	26	0.000
No.	CATCHERS (5)	B	T	HT.	WT.	Birthdate	Birthplace	Residence	1981 Club	W-L	ERA	G	AB	R	HR	RBI	SB	ML Serv.*
24	Dempsey, Rick.....	R	R	6-0	184	9-13-49	Fayetteville, TN	Agoura, CA	{Baltimore	215	92	251	24	54	6	15	0	9.013
41	Graham, Dan.....	R	R	6-1	212	7-19-54	Ray, AZ	Winkelman, AZ	{Baltimore	176	55	142	7	25	2	11	0	7.164
34	Morales, Jose.....	R	R	6-0	195	12-30-44	St. Croix, VI	Orlando, FL	{Baltimore	244	38	86	6	21	2	14	0	7.139
59	Royster, Willie.....	R	R	5-11	180	4-11-54	Clarksville, VA	Washington, DC	{Charlotte	265	138	562	98	149	31	88	53	0.032
64	Stefero, John.....	L	R	5-8	185	9-22-59	Sumter, SC	Odenton, MD	{Baltimore	.000	4	4	0	0	0	0	0	0.000
No.	INFELDERS (7)	B	T	HT.	WT.	Birthdate	Birthplace	Residence	1981 Club	W-L	ERA	G	AB	R	HR	RBI	SB	ML Serv.*
2	Bonner, Bob.....	R	R	6-0	185	8-12-56	Uvalde, TX	Corpus Christi, TX	{Rochester	229	84	301	19	69	3	35	10	0.067
10	Crowley, Terry.....	L	L	6-0	182	2-16-47	Staten Island, NY	Cockeysville, MD	{Baltimore	296	10	27	6	8	0	2	1	10.090
25	Dauer, Rich.....	R	R	6-0	180	7-27-52	San Bernardino, CA	Cockeysville, MD	{Baltimore	246	68	134	12	33	4	25	0	5.025

33	Murray, Eddie.....	S	R	6-2	200	2-24-56	Los Angeles, CA	Phoenix, MD	Baltimore	294	99	378	57	111	22	78	2	5,000
8	Ripken, Cal Jr.....	R	R	6-4	200	8-24-60	Havre de Grace, MD	Aberdeen, MD	{Rochester Baltimore}	288 128	114 437	74 39	17	126	23	75	0	0,057
56	Rodriguez, Vic.....	R	R	5-11	175	7-14-61	New York, NY	Naguabo, PR	Charlotte	306	138	553	68	169	9	65	5	0,000
12	Sakata, Lenn.....	R	R	5-9	160	6-8-53	Honolulu, HI	Merced, CA	Baltimore	227	61	150	19	34	5	15	4	3,024
No.	OUTFIELDERS (11)	B	T	HT.	WT.	Birthdate	Birthplace	Residence	1981 Club	Avg.	G	AB	R	H	HR	RBI	SB	ML Serv.*
27	Ayala, Benny.....	R	R	6-1	195	2-7-51	Yauco, PR	Dorado, PR	Baltimore	279	44	86	12	24	3	13	0	3,105
1	Bumbry, Al.....	L	R	5-8	175	4-21-47	Fredericksburg, VA	Cockeysville, MD	Baltimore	273	101	392	61	107	1	27	22	9,031
11	Corey, Mark.....	R	R	6-2	205	11-3-55	Tucumcari, NM	Evergreen, CO	{Springfield Baltimore}	239 304	23 52	39 184	15 22	56 6	1 23	5 3	1	0,126
28	Dwyer, Jim.....	L	L	5-10	175	1-3-50	Evergreen, IL	Tinley Park, IL	Baltimore	.000	10	8	2	0	0	0	0	0
15	Ford, Dan.....	R	R	6-1	185	5-19-52	Los Angeles, CA	Anaheim, CA	Baltimore	224	68	134	16	30	3	10	0	7,015
36	Hazewood, Drungo.....	R	R	6-3	210	9-1-59	Mobile, AL	Sacramento, CA	{Rochester California}	277 094	97 18	375 64	53 5	104 6	15 1	48 0	2	7,000
38	Lowenstein, John.....	L	R	6-1	180	1-27-47	Wolf Point, MT	Las Vegas, NV	{Charlotte Baltimore}	282 249	105 340	340 189	63 19	96 47	19 6	55 20	17	10,161
35	Roenicke, Gary.....	R	R	6-3	200	12-5-54	Covina, CA	Diamond Bar, CA	Baltimore	269	85	219	31	59	3	20	1	3,162
37	Shelby, John.....	S	R	6-1	175	2-23-58	Lexington, KY	Lexington, KY	{Charlotte Baltimore}	235 264	62 79	251 326	40 42	59 86	2 3	21 32	24 18	0,022
29	Singleton, Ken.....	S	R	6-4	212	6-10-47	New York, NY	Timonium, MD	Baltimore	.000	7	2	2	0	0	0	2	0
39	Williams, Dallas.....	L	L	5-11	165	2-28-58	Brooklyn, NY	Rochester, NY	{Baltimore Rochester}	278 283	103 127	363 523	48 69	101 148	13 9	49 48	51	11,100
NON-ROSTER PLAYERS AT SPRING TRAINING (3)																		
No.	PITCHERS (2)	B	T	HT.	WT.	Birthdate	Birthplace	Residence	1981 Club	W-L	ERA	G	SV	IP	H	BB	SO	ML Serv.*
46	Grimley, Ross.....	L	L	6-3	200	1-7-50	Topeka, KS	Towson, MD	{Charlotte Cleveland}	1-1	3.27	4	0	22	25	6	9	9,122
28	Stanhouse, Don.....	R	R	6-2	198	2-12-51	DuQuoin, IL	Las Vegas, NV	Did Not Play	Avg.	Avg.	Did Not Play	Did Not Play	Did Not Play	Did Not Play	Did Not Play	Did Not Play	7,057
9	Rayford, Floyd (c-iff)....	R	R	5-10	195	7-27-57	Memphis, TN	Los Angeles, CA	Rochester	.248	96	311	50	77	11	45	2	0,065

NON-ROSTER PLAYERS AT SPRING TRAINING (3)																		
No.	PITCHERS (2)	B	T	HT.	WT.	Birthdate	Birthplace	Residence	1981 Club	W-L	ERA	G	AB	R	HR	RBI	SB	ML Serv.*
48	Grimsley, Ross.....	L	L	6-3	200	1-7-50	Topeka, KS	Towson, MD	{Charlotte	1-1	3.27	4	0	22	25	6	9	9.122
28	Stanhouse, Don.....	R	R	6-2	198	2-12-51	DuQuoin, IL	Las Vegas, NV	{Cleveland	Avg.	Avg.	Did Not Play	Did Not Play	Did Not Play	Did Not Play	Did Not Play	Did Not Play	7.057
9	Rayford, Floyd (c-iff)....	R	R	5-10	195	7-27-57	Memphis, TN	Los Angeles, CA	{Rochester	.248	96	311	50	77	11	45	2	0.065

Additional Spring Training Coaches: Grady Little (67)
 Additional Trainer: Richie Bancells
 Trainer—Ralph Salvon
 Club Physician—Dr. Leonard Wallenstein
 Clubhouse Managers—Jim Tyler (home), Clay Reid (visiting)
 Groundskeeper—Pat Santarone
 *172 days constitute a season

Ken Rowe (60)
 Paul O'Neill (65)
 Lance Nichols (55)
 Minnie Mendoza (45)
 Mark Wiley (58)

HOW THEY JOINED THE ORIOLES

A total of 24 players among the 39 on the current roster began their pro careers in the Baltimore system with no previous professional experience... The other 15 started with other organizations.

Free Agent Draft (19)

Player	When Drafted	Phase	Round	Player	When Drafted	Phase	Round
Boddicker	'78-June	sec.	6th	Hazewood	'77-June	reg.	1st
Bonner	'78-June	reg.	3rd	Murray	'73-June	reg.	3rd
Bumbry	'68-June	reg.	8th	Ramirez	'79-June	reg.	5th (4th)
Carey	'78-June	reg.	10th	Ripken	'78-June	reg.	2nd
Corey	'76-Jan.	reg.	2nd	Royster	'72-June	reg.	22nd
Crowley	'66-June	reg.	11th	Shelby	'77-Jan.	reg.	1st
Davis	'79-June	reg.	6th	Swaggerty	'79-June	reg.	26th (25th)
Dauer	'74-June	reg.	1st	Welch	'78-June	reg.	7th (10th)
Flanagan	'73-June	reg.	7th	Williams	'76-June	reg.	1st
Ford, Dave	'75-June	reg.	1st				

Signed as Un-Drafted Free Agents (4)

Dennis Martinez	Dec. 10, '73	John Stefero	June 26, '79
Victor Rodriguez	Feb. 15, '77	Sam Stewart	June 15, '75

Signed Originally with Orioles Prior to Free Agent Draft Rule (1)

Jim Palmer.....Aug. 16, '63

Selected and Signed via Re-entry Draft System (4)

* Al Bumbry	Selected Nov. 3, '78	Signed Jan. 30, '78
Steve Stone	Selected Nov. 3, '78	Signed Nov. 29, '78
Jose Morales	Selected Nov. 13, '80	Signed Dec. 17, '80
Jim Dwyer	Selected Nov. 13, '80	Signed Dec. 23, '80

Signed as Free Agents with Previous Professional Experience (1)

Tim Stoddard.....Signed to Charlotte contract on Apr. 8, '77

Contracts Purchased from Other Organizations (1)

John Lowenstein on Nov. 27, '78....from Texas.....on waiver claim (\$20,000)

Players Acquired from Trades (10)

Player	From	Date	With	For
Benny Ayala	Cardinals	4/30/79		Mike Dimmel (of)
Rick Dempsey	Yankees	6/15/76	Tippy Martinez (p) Rudy May (p) Scott McGregor (p) (to Roch.) Dave Pagan (p)	Doyle Alexander (p) Ellie Hendricks (c) Ken Holtzman (p) Grant Jackson (p) Jimmy Freeman (p)
Dan Ford	Angels	2/ 1/82		Doug DeCinces (3b) Jeff Schneider (p)
Dan Graham	Twins	12/ 7/79		Tom Chism (if)
Tippy Martinez	Yankees	6/15/76	See Dempsey	See Dempsey
Scott McGregor	Yankees	6/15/76	See Dempsey	See Dempsey
Paul Moskau	Reds	2/10/82		Wayne Krenchicki (if)
Gary Roenicke	Expos	12/ 8/77	Joe Kerrigan (p) Don Stanhouse (p)	Rudy May (p) Randy Miller (p) Bryn Smith (p) (to Denver)
Lenn Sakata	Brewers	12/ 6/79		John Flinn (p)
Ken Singleton	Expos	12/ 4/74	Mike Torrez (p)	Richie Coggins (of) Bill Kirkpatrick (p) Dave McNally (p)

* Note Bumbry is listed in two categories.

RALPH SALVON, TRAINER

Ralph Salvon is in his 15th year as Orioles' head trainer, third in seniority among A.L. trainers behind Freddy Frederico of Milwaukee and Bill Behm of Detroit. Ralph joined Baltimore's major league staff in '66 as an assistant to the O's veteran trainer Eddie Weidner. When Weidner retired in '68 after 52 years with the ballclub, Ralph succeeded him. The Fitchburg, Mass. native has been a trainer in organized baseball since graduating from Gus Mauch's Trainer's School in '52. He worked in the Orioles' minor league organization from '54-'55 and '59-'61 and also trained in the St. Louis Browns, Kansas City A's, and Houston Astros systems. Currently a resident of Phoenix, Md., Ralph also serves as trainer for the O's basketball team in the off-season.

MANAGER AND COACHES

EARL S. WEAVER

Born: Aug. 14, '30; 5' 8"; 165; Batted, R; Threw, R; Position: 2B.

Birthplace/Residence: Born and raised in St. Louis, Mo.... Now lives in Baltimore but spends most of the off-season at his home in Hialeah, Fla. (suburb of Miami).

Contract Status: Signed thru '82... Signed a three year contract in late '77 and a two-year extension in Aug. '80.

Tenure: Has been in Baltimore organization since '56.... Has 14 years in majors.... Became manager on July 11, '68.

Signed Originally with: St. Louis Cardinals.

Managing Record in Majors: Earl has won six eastern division championships ('69, '70, '71, '73, '74, '79), four A.L. pennants ('69, '70, '71, '79) and one world championship ('70) in 13½ years as the Orioles' manager. He has finished first or second 12 times in 14 seasons (O's were third in '72 and fourth in '78).

Under his leadership, Baltimore has won 90 or more games 11 times in 14 years (including 100 or more five times).

At the time he replaced Hank Bauer as manager on July 11, '68, he had been serving as the O's first base coach, having been brought up that season after a long career as manager in the O's farm system.

100 Wins: Earl has won 100 or more games five times ('69, '70, '71, '79, '80), tying him with Joe McCarthy for second on the all-time list in 100-victory seasons just behind Connie Mack (6). Earl's 5 100-win seasons have come in just 13½ years as a big league manager. Mack managed 53 years, including 50 with the Philadelphia A's (1901-50) while McCarthy was a major league skipper for 24 seasons.

Frank Chance and John McGraw each won 100 or more games four times while Sparky Anderson and Billy Southworth have had three "century seasons" apiece. Walt Alston, Fred Clarke, Leo Durocher, Miller Huggins, Ralph Houk, Danny Ozark, and Frank Selee have accomplished the feat twice each.

During Earl's first three full years ('69, '70, '71), his teams tied the major league record for most consecutive years winning 100 or more games (109-108-101) and set A.L. records for most wins in two consecutive seasons (217, '69 & '70) and three consecutive seasons (318, '69, '70, '71).

Won-Loss Percentage: Earl's won-lost percentage of .597 (1260-851) ranks 3rd on the all-time list (5 years minimum & since 1900) behind McCarthy at .614 (2126-1335) and Frank Selee who managed the Braves from 1890-1901 and the Cubs from 1902-1905 at .598 (1299-872). Selee, showing a lot of late foot, moved into the runner-up spot at the end of last season.

The other members of the "top 5" are: Billy Southworth-4th (.5934, 1064-729) and Frank Chance-5th (.5929, 932-640).

Among active managers, Earl leads in percentage with Sparky Anderson in 2nd place (.582, 1063-763), Tom Lasorda in 3rd (.562, 429-334), Billy Martin in 4th (.556, 963-769) and Dick Williams in 5th place (.531, 1075-948).

All-Time Victories: He ranks 20th on the all-time list with 1260 career wins having passed both Joe Cronin and Bill Rigney in '81... He will have the opportunity this year to pass Charlie Grimm (1287), his arch-rival Selee (1299) and another Orioles manager Ned Hanlon (1315)... Hanlon was the Birds' skipper between 1892 and 1898 (N.L.).

Among current pilots Earl is 3rd behind Gene Mauch (1551-1739, .471, 10th all-time) and Ralph Houk (1366-1298, .531, 16th all-time).

He is also 9th all-time in victories with one team (1st among actives)... Connie Mack (3627) is the leader in that category and Earl should move into 8th this year, ahead of Cap Anson (1288 w/Cubs).

Seniority: He has managed the same club for a longer period (13½ years, 2111 games) than any other current manager... He is 11th on the all-time list and will move into 10th this year ahead of Hughie Jennings (14 seasons w/Tigers)... Tops on that list is, of course, Connie Mack (50 years w/A's).

EARL WEAVER (Cont.)

In total seniority among active managers, Mauch (3290 games, 20 + seasons) and Houk (2664 games, 17 seasons) are 1-2, Earl is 3rd and Dick Williams 4th (2023 games, 13 + seasons).

In '80 Earl became 28th to manage in 2000 big league games (Williams became the 29th in '81).

Sep.-Oct.: In 14 years, Earl's regular season record for Sep. & Oct. is 263-152, .634... That breaks down to 249-146, .630 in September and 14-6, .700 for October.

Earl's best September ever was in '74 when the Birds were 22-6 (.786)... That year Baltimore was 8 games back in 4th place at 63-65 on Aug. 28 before winning 28 of their last 34 to capture the division crown by 2 games.

24 in Row: He has finished over .500 for 24 straight years as a manager (not including winter league competition)... Earl hasn't had a losing season since his 1st full year as a manager in organized baseball ('57 in Fitzgerald, Ga.).

In 20 of his last 23 years, his clubs have finished 1st or 2nd. He has finished as low as 4th once in the last 20 years (since Fox Cities in '61)... That was in '78.

Manager of the Year & Other Awards: Earl made a clean sweep of the "manager of the year" awards for the first time in '79... He was picked as the major league's top skipper by *The Sporting News* for the second time in three years ('77, '79); by the A.P. as the A.L.'s best for the third time in seven years ('73, '79), and by U.P.I., also as the A.L.'s best, for the first time ever... In '77 when he captured *The Sporting News* and A.P. awards, the U.P.I. honors went to Bob Lemon, then with the White Sox.

He is one of three Oriole skippers to earn "manager of the year" laurels in the club's 28 seasons in Baltimore... Hank Bauer won *TSN* honors once and the A.P. twice while Paul Richards topped the A.P. poll once.

ALCS/WS: Earl holds the major league record for most championship series managed (six) and most total victories in LCS competition (15)... Sparky Anderson is second in both departments with five and 14, respectively... Weaver's clubs have won four of six championship series with an overall record of 15-7.

In '79 he became the 11th in history to manage in at least four world series: Casey Stengel (10); Joe McCarthy and John McGraw (9); Connie Mack (8); Walter Alston (7); Miller Huggins (6); Sparky Anderson, Frank Chance, Bill McKechnie and Billy Southworth (4 each)... Earl has won one of four series with an 11-13 composite record.

All-Star Games: Earl has managed in four all-star games ('70, '71, '72, '80)... He was also the "honorary manager" in '74 when he stepped down as skipper in favor of Dick Williams, who had managed the Oakland A's to the '73 A.L. pennant but was inactive at the time of the All-Star game.

Earl has a 1-3 record in the mid-season classics but has the distinction of leading the A.L. all-stars to their last victory, a 6-4 triumph at Detroit in '71... The O's Frank Robinson won the Arch Ward Trophy as the game's "mvp"... Since that time, the A.L. has lost ten straight.

Ejections: He was tossed out of 3 games in '81, raising his lifetime total to 81 (regular season only). He was also suspended (for 3 games) for the 4th time in his Orioles career as the result of an altercation with rookie umpire Mark Johnson at Ft. Myers in an exhibition game over Johnson's refusal to provide Earl with lineup changes made by Jim Frey, then managing the Royals. That game was also forfeited to K.C. It was the 2nd forfeit in which he has been involved. The other was at Toronto on 9/15/77 in the "tarp incident" (Marty Springstead).

The two principal ejectors in Earl's experience have been Springstead and the now retired Ron Luciano (7 times each). The only umpire with substantial seniority who never threw Earl out of a game was the late Nestor Chylak.

Winter League Managing: Earl managed Santurce in the Puerto Rican League during the winters of '66-'67 and '67-'68... He won post-season playoffs the first winter and the pennant the second year... He also managed the O's Arizona Instructional League clubs at Scottsdale for a number of winters.

He has also been a manager in two-season tours of Japan... In '79 he lead a group of A.L. all-stars against the National League on a three-week tour and in '71, he directed the Orioles to a 12-2-4 record against Japanese competition on a month-long trip.

Playing Career: Earl was a minor league second baseman for 13 years, mostly in his hometown Cardinals' system and played as high as the AA level... He trained with the Cards in '52, but Red Schoendienst was the incumbent second baseman at the time.

He played on pennant winners during each of his first four pro seasons; led his league in fielding five times; was a three-time league "mvp" (Illinois State League-'48, Western Association-'49, and Western League-'51), and was named to league all-star teams five times.

Personal: He is a graduate of Beaumont High School in St. Louis... Earl is an ardent golfer and a dedicated gardener... He and O's groundskeeper Pat Santarone have an annual competition to see who can grow the biggest tomatoes.

Earl and his wife, Marianna, live in the Perry Hall section of Baltimore County. The Weavers also own a home in Hialeah, Fla. where they spend most of their winters... Earl has three children by a previous marriage: Michael Earl, Rhonda Lee and Theresa Ann.

Earl has hosted "Manager's Corner" on WFBR radio prior to each Orioles' game for the last 2 seasons.

Managerial Record

Year	Club	League	W	L	Pct.	Pos.
1956	Knoxville	South Atlantic	10	24	.294	8th
1957	Fitzgerald	Georgia-Florida	65	74	.468	4th
1958	Dublin	Georgia-Florida	72	56	.563	3rd
1959	Aberdeen	Northern	69	55	.556	2nd
1960	Fox Cities	Three-I	82	56	.594	1st
1961	Fox Cities	Three-I	67	62	.519	4th
1962	Elmira	Eastern	72	68	.514	2nd
1963	Elmira	Eastern	76	64	.543	2nd
1964	Elmira	Eastern	82	58	.586	1st
1965	Elmira	Eastern	83	55	.601	2nd
1966	Rochester	International	83	64	.565	1st
1967	Rochester	International	80	61	.567	2nd
1968	Baltimore	American	48	34	.585	2nd
1969	Baltimore	American	109	53	.673	1st
1970	Baltimore	American	108	54	.667	1st
1971	Baltimore	American	101	57	.639	1st
1972	Baltimore	American	80	74	.519	3rd
1973	Baltimore	American	97	65	.599	1st
1974	Baltimore	American	91	71	.562	1st
1975	Baltimore	American	90	69	.566	2nd
1976	Baltimore	American	88	74	.543	2nd
1977	Baltimore	American	97	64	.602	2nd-T
1978	Baltimore	American	90	71	.559	4th
1979	Baltimore	American	102	57	.642	1st
1980	Baltimore	American	100	62	.617	2nd
1981	Baltimore	American	59	46	.562	2nd*

Pro. Totals 2105 1548 .576 —

*Composite finish in split-season

Playing Career Record

Year	Club	Pct.	G	AB	R	H	2B	3B	HR	RBI
1948	West Frankfort	.268	120	447	96	120	20	4	2	49
1949	St. Joseph	.282	138	500	80	141	22	4	2	101
1950	Winston-Salem	.276	127	439	57	121	20	0	3	60
1951	Houston	.233	13	43	9	10	4	0	0	2
	Omaha	.279	142	506	81	141	35	2	0	52
1952	Houston	.219	57	201	24	44	7	1	2	21
	Omaha	.278	97	353	63	98	15	0	0	34
1953	Omaha	.243	141	478	57	116	16	0	3	47
1954	Denver	.283	143	541	124	153	30	2	6	59
1955	New Orleans	.278	119	392	77	109	19	2	6	69
1956	Mont.-Knox.	.237	113	417	47	99	10	3	4	22
	New Orleans	.228	26	101	11	23	4	0	0	8
1957	Fitzgerald	.288	112	354	70	102	15	3	6	38
1958	Dublin	.294	37	85	27	25	6	0	4	21
1959	Aberdeen	.200	13	35	8	7	2	0	0	3
1960	Fox Cities	.233	28	30	3	7	1	0	0	4
1961	Fox Cities	(Did not play)								
1962-63-64	Elmira	(Did not play)								
1965	Elmira	.000	1	0	0	0	0	0	0	0
Pro. Totals		.267	1427	4922	834	1316	226	21	38	590

ELROD (ELLIE) JEROME HENDRICKS


Born: Dec. 22, '40; 6'1"; 185; **Batted,** L; **Threw,** R; **Position:** C.

Birthplace/Residence: Born and raised in St. Thomas, Virgin Islands...Has lived in Baltimore area (Randallstown) since '70.

Contract Status: Signed thru '82

Tenure: This is his 23rd season in professional baseball...He has spent 12½ years in Baltimore organization...Has 10 years, 89 days service as major league player.

Signed Originally with: Milwaukee (Atlanta) Braves.



Major League Career: When he first joined the O's in '68, Ellie had spent 9 seasons in the minors...During the 14 years that have elapsed since then, he has been with Baltimore for nearly 12½.

He played for the Cubs during the last 6 weeks of '72 (Tommy Davis deal) before returning to the O's that winter, then logged 1½ years in the Yankees organization from June '76 thru the '77 season, before rejoining the Birds.

Coach: Ellie was appointed bullpen coach in Nov. '77...He also served as a player-coach for parts of the '78 and '79 seasons...He has also supervised off-season workouts the last 3 winters for players living in the Baltimore area.

'79 Season: He coached exclusively all year until Sep. 1 when the roster expanded to 40 men...He made only one appearance, in a game at Detroit on Sep. 19, and went 0-for-1 with a throwing error from behind the plate...He was not eligible for post-season play.

Sunday, June 24 was known as "Silver Sunday" and the O's officially celebrated their 25th anniversary season in Baltimore by staging an old-timers game between the standout Orioles players of the past quarter century...Ellie emerged as the hero of that game with a home run off Milt Pappas that gave Mike Cuellar a 1-0 victory in the intrasquad exhibition.

'78 Season: He started the season as a coach, but was activated six weeks later (on May 18) replacing Gary Roenicke who was optioned to Rochester. Ellie remained on the player list for the remainder of the year while also continuing as a coach.

Last Home Run: Ellie hit his last big league home run on Aug. 23, a blast off Oakland's Dave Heaverly.

'78 Batting/ERA Leader: In 13 games Ellie batted .333 (6-for-18), and in his one career pitching stint he compiled a 0.00 era, thus leading the club in both categories (actually he tied Dave Ford in era...Ford pitched 15 scoreless innings in Sep.).

His pitching career took place in Toronto on June 26 where the O's were absorbing a 24-10 pasting by the Blue Jays...Ellie worked 2.1 innings, allowing no runs, one hit and one walk while putting an end to the carnage that had been inflicted on four predecessors (Mike Flanagan, Joe Kerrigan, Tippy Martinez and Larry Harlow)...Don Stanhouse then pitched the final inning and, inspired by Ellie's effort, he, too, held the Jays scoreless.

Yankees, '76-'77: In '76 Ellie played in 26 games for the Yankees after the June 15 trade from Baltimore and batted .210 (12-for-57).

Ellie spent '77 shuttling between New York and Syracuse. He played in only 10 games for the Yankees and was not eligible for post-season play.

Orioles ('68-'76): Ellie had been with the O's for nearly 9 full years when he was traded to the Cubs for Tommy Davis in Aug. '72...However, when the season ended, he was reacquired by Baltimore.

100 Games/Year: Ellie played in more than 100 games in each of the O's 3 pennant-winning seasons of '69-'70-'71...He and Andy Etchebarren more or less split the regular catching job from '68 thru '71.

Weaver/Lane: Earl Weaver and Frank Lane were instrumental in convincing the O's to draft him from the Angels' AAA Sealtie affiliate in Nov. '67...Ellie had played for Weaver in Puerto Rico previously and Lane had scouted him in Mexico.

Odds and Ends: Ellie hit 2 grand slams for the Birds, both in Memorial Stadium: July 20, '70 off Chicago's Barry Moore, and Aug. 18, '75 off the Twins Dave Goltz...He nearly always caught when Mike Cuellar was pitching...He led the O's in batting on the '71 Japan tour with a .400 average (16-for-40).

ALCS/WS: He compiled a .273 average (18-for-66) in 23 post-season games for the O's and Yankees (comprising five championship and four world series).

'70 WS: Ellie hit .364 (4-for-11) against the Reds with a home run and double and contributed significantly to the O's wins at Cincinnati in games 1 and 2.

In the opener, the Reds jumped out 3-0, but Ellie tied it in the 5th with a home run off Gary Nolan and the O's went on to win on Brooks' homer in the 7th...There was a play in the Cincinnati 6th in which Ellie was involved and that was as important as the home run...See "Carbo-Burkhart Incident" below.

In game 2 the Birds were down at one point 4-0, but in the 5th inning the Birds battled back to tie, then in that same inning Ellie delivered a 2-run double to left that gave them a 6-4 lead...The O's won ultimately 6-5.

"Carbo-Burkhart" Incident: One inning after Ellie had tied the game with his home run, the Reds had Bernie Carbo on 3rd, representing the lead run, and only one out (Brooks had retired Lee May leading off the inning on a sensational play).

Pinch-hitter Ty Cline then chopped a high bouncer in front of the plate...As Ellie went out and grabbed it, Carbo headed home. Ellie dove and tagged Carbo a few feet up the line and Umpire Ken Burkhart, who had been spun around by the runners as they converged so that his back was to the play, called Carbo out.

Films later revealed that Ellie had tagged Carbo with one hand while holding the ball in the other, and that Carbo had missed the plate.

Puerto Rico: Ellie played for Santurce in the Puerto Rico Winter League each year from '60-'77, except in '71 when the O's went to Japan...His 112 homers in that loop rank him second on the all-time list to former St. Louis Browns outfielder Willard Brown (120).

Minors: He enjoyed his best minor league seasons in Jalisco in the Mexican League (AAA) where he hit 109 homers in 4 years and was known as the "Babe Ruth of Mexico"...In his last season there ('67), he led the league in homers (41) and was second in rbi (112).

He started his career in the Milwaukee Braves' organization ('59-'60), then spent 2 years at Winnipeg in the Cardinals system ('62-'63) before going to Mexico.

Personal: Ellie is one of the most popular personalities ever to wear an Orioles uniform...He is an accomplished after-dinner speaker and is very active in community projects in the Baltimore area...Speaks fluent Spanish...Plays the flute.

He and his wife, Merle, were married Jan. 14, '70 and are the parents of two sons: Ryan (8/3/72) and Ian Christopher (11/28/76). They have lived in the Randallstown area, near Baltimore, since the early 70's.

		League Championship Series Record												
YEAR	CLUB	AVG.	G	AB	R	H	2B	3B	HR	RBI	BB	SO	SB	CS
1969	Baltimore	.250	3	8	2	2	2	0	0	3	1	2	0	0
1970	Baltimore	.400	1	5	2	2	0	0	0	0	0	1	0	0
1971	Baltimore	.500	2	4	1	2	0	0	1	2	1	1	0	0
1974	Baltimore	.167	3	6	1	1	0	0	0	0	1	3	0	0
1976	New York	1.000	1	1	0	1	0	0	0	0	0	0	0	0
Totals		.333	10	24	6	8	2	0	1	5	3	7	0	0

		World Series Record												
YEAR	CLUB	AVG.	G	AB	R	H	2B	3B	HR	RBI	BB	SO	SB	CS
1969	Baltimore	.100	3	10	1	1	0	0	0	0	1	0	0	0
1970	Baltimore	.364	3	11	1	4	1	0	1	4	1	2	0	0
1971	Baltimore	.263	6	19	3	5	1	0	0	1	3	3	0	1
1976	New York	.000	2	2	0	0	0	0	0	0	0	0	0	0
Totals		.238	14	42	5	10	2	0	1	5	5	5	0	1

ELROD HENDRICKS (Cont.)

YEAR CLUB	AVG.	G	AB	R	H	2B	3B	HR	RBI	BB	SO	SB	CS	HP
1959 McCook	.235	25	34	6	8	1	0	0	3	13	4	1	0	0
1960 Wellsville	.235	73	217	36	51	8	1	11	36	28	52	0	0	4
1961	Out of organized ball													
1962 Winnipeg	.211	69	213	25	45	7	2	3	22	27	36	3	0	4
1963 Winnipeg	.280	22	50	10	14	0	0	3	12	8	6	2	0	2
1964 Jalisco	.292	67	202	43	59	8	4	10	45	48	38	3	0	2
1965 Jalisco	.285	128	411	100	117	14	8	35	98	102	85	4	2	8
1966 Jalisco	.301	122	386	78	116	19	2	23	87	107	55	6	6	10
1966 El Paso	.268	18	56	6	15	2	0	3	12	7	14	0	0	0
1967 Jalisco	.316	131	434	124	137	18	4	41	112	94	60	11	1	20
1967 Seattle*	.222	13	36	3	8	1	0	2	4	2	12	0	0	0
1968 Baltimore	.202	79	183	19	37	8	1	7	23	19	51	0	0	1
1969 Baltimore	.244	105	295	36	72	5	0	12	38	39	44	0	1	2
1970 Baltimore	.242	106	322	32	78	9	0	12	41	33	44	1	0	4
1971 Baltimore	.250	101	316	33	79	14	1	9	42	39	38	0	0	2
1972 Baltimore	.155	33	84	6	13	4	0	0	4	12	19	0	1	0
1972 Chicago (NL)*	.116	17	43	7	5	1	0	2	6	13	8	0	1	0
1973 Baltimore	.178	41	101	9	18	5	1	3	15	10	22	0	0	1
1974 Baltimore	.208	66	159	18	33	8	2	3	8	17	25	0	0	1
1975 Baltimore	.215	85	223	32	48	8	2	8	38	34	40	0	1	1
1976 Baltimore-N.Y. (AL)†	.174	54	132	8	23	2	0	4	9	10	23	0	1	0
1976 New York (AL)	.273	10	11	1	3	1	0	1	3	0	2	0	0	0
1977 Syracuse‡	.281	56	135	30	38	9	0	11	37	21	16	0	0	4
1978 Baltimore	.333	13	18	4	6	1	0	1	1	3	3	0	0	0
1979 Baltimore	.000	1	1	0	0	0	0	0	0	0	0	0	0	0
A.L. Totals	.222	694	1845	198	410	65	7	60	213	217	311	1	4	12
N.L. Totals	.116	17	43	7	5	1	0	2	6	13	8	0	1	0
M.L. Totals	.220	711	1888	205	415	66	7	62	219	230	319	1	5	12

* Contract selected for \$25,000 in major league draft from Seattle roster (Angels) on 11/28/67... sent to Chicago Cubs on 8/18/72 in straight waiver deal for outfielder Tommy Davis... reacquired from Cubs on 10/30/72 in exchange for catcher Francisco Estrada.

† Traded to New York on 6/15/76 along with pitchers Ken Holtzman, Doyle Alexander, Grant Jackson, and Jimmy Freeman (assigned from Rochester to Syracuse) in deal for pitchers Tippy Martinez, Rudy May, Dave Pagan, and Scott McGregor (assigned from Syracuse to Rochester) and catcher Rick Dempsey.

‡ Agreed to terms with Baltimore as free agent in Nov. '77.

RAYMOND (RAY) ROGER MILLER


Born: Apr. 30, '45; 6'3"; 215; Batted, R; Threw, R; Position: P.

Birthplace/Residence: Born and grew up in Takoma Park, Md... Now lives in New Athens, Ohio.

Contract Status: Signed thru '82.

Tenure: Has been in Baltimore organization since '71... In his 19th season in organized baseball ('64 thru '82).

Signed Originally with: San Francisco.



Coaching: Ray was named the Orioles' pitching coach in Jan. '78 and in his 4 years in Baltimore, the Birds have produced 4 different 20-game winners (Palmer-'78, Flanagan-'79, Stone & McGregor-'80) and 2 Cy Young Award recipients (Flanagan-'79, Stone-'80). In addition, an Oriole pitcher has led or tied for the major league lead in wins in each of the last 3 seasons (Flanagan, 23 in '79; Stone, 23 in '80; D. Martinez, 14 in '81).

After 4 years as O's minor league pitching instructor, was appointed major league pitching coach at Texas following the '77 season... However, rejoined the Orioles in that capacity on Jan. 23, '78, when George Bamberger left Baltimore to manage Milwaukee.

Is only the 3rd pitching coach in Baltimore history following Harry Brecheen ('54-'67) and Bamberger ('68-'77).

Managing Winter Ball: Ray has managed at Caguas in the Puerto Rican winter league for the past 2 years and has enjoyed much success... In his 1st year, '80-'81, Caguas finished 4th in the regular season but defeated Bayamon and Mayaguez in the playoffs to win the championship... This season, the Criollos had the best overall record during the regular season (37-23) but were eliminated by Bayamon in the 1st round of the playoffs.

Cal Ripken, Jr. has won team "mvp" honors in both seasons Miller has managed... Other members of the Baltimore organization that played at Caguas this past winter include pitchers Francisco Oliveras, Nat Snell, Cliff Speck, and Bill Swaggerty, and outfielder John Shelby.

Minor League Pitching Instructor: First joined the O's organization as a relief pitcher at Rochester in '71... Became pitcher-coach for Wings under manager Joe Altobelli 2 years later... Named minor league pitching instructor in '74 and helped develop a number of future major leaguers including Mike Flanagan, Wayne Garland, Dennis Martinez, Scott McGregor, Mike Parrott, Randy Miller, Dyer Miller, Paul Mitchell, Dave Ford, John Flinn, and Sammy Stewart.

Playing Career: Never pitched in the majors but spent the last 5 years of his pitching career at the AAA level... Was 11-8 with 18 saves in 105 games with Rochester from '71-'73.

Pitched professionally for 10 years, starting in '64 after signing with San Francisco... Allowed only 848 hits in 1003 career innings and until last part of the '73 season had averaged a strikeout per inning (finished with 992 k's)... Was drafted by Cleveland after the '64 season and remained with the Indians' organization until joining Rochester in '71... Pitched a no-hitter in '64 in the Western Carolinas League.

Personal: Nicknamed "Rabbit"... Played baseball, soccer, and basketball at Suitland, Md. High School (graduated '63)... Was all-Maryland in baseball in senior year... Served in the U.S. Army (1st Armored Division).

He and his wife, the former Judith Ann Graham, were married in '65... The Millers have a son, Raymond "Scott" (7/6/66).

Year Club	W-L	ERA	G	GS	CG	SHO	SV	IP	H	R	ER	BB	SO
1964 Lexington	9-11	1.87	36	18	7	5	...	159	97	64	33	109	195
1965 Salinas	0-1	6.00	3	1	0	0	...	6	3	4	4	8	5
DuBuque	7-9	3.76	30	15	7	1	...	122	97	66	51	78	147
1966 Pawtucket	0-0	9.00	1	0	0	0	...	2	3	2	2	1	2
Reno	5-7	6.39	24	11	3	0	...	93	87	75	66	55	94
1967 Reno	1-3	4.95	34	1	0	0	...	60	50	40	33	41	49
1968 Reno	16-8	3.22	29	25	16	3	...	193	170	86	69	81	206
1969 Portland	5-11	3.38	45	7	2	0	5	112	107	51	42	56	73
1970 Wichita	6-6	3.67	56	1	0	0	...	98	94	49	40	46	87
1971 Wichita	0-1	2.45	8	0	0	0	0	11	12	3	3	5	10
Rochester	3-2	3.16	44	0	0	0	11	57	49	26	20	28	48
1972 Rochester	7-5	3.21	47	0	0	0	7	73	66	31	26	38	61
1973 Rochester	1-1	1.38	14	0	0	0	1	26	13	8	4	15	15

Pro. Totals 60-65 3.53 371 79 35 9 31 1003 848 505 393 561 992

CALVIN (CAL) EDWIN RIPKEN


Born: Dec. 17, '35; 5'11"; 170; Batted, R; Threw, R; Position: C.

Birthplace/Residence: Born, grew up, and still lives in Aberdeen, Md.

Contract Status: Signed thru '82.

Tenure: This is his 25th season in professional baseball (all with Baltimore organization).

Signed Originally with: Baltimore.



Coach: Cal joined the Orioles' coaching staff in '76, replacing George Staller, who had retired after the '75 season... Served as the O's bullpen coach until June 27, '77, when he took over at 3rd base following Billy Hunter's appointment as manager of the Texas Rangers.

Father and Son: Cal's son, Cal, Jr. made his major league debut with the Orioles last season, giving the Birds one of the few father-son combinations on the same team in major league history. Among the others are Connie (manager) and Earle (player) Mack of the Philadelphia A's (1910-11, 1914), and Jim (coach) and Mike (player) Hegan of the New York Yankees (1964, '66-'67, '73). For biography on Cal, Jr., see page 137.

Scout: In '75, he turned to scouting, primarily at the professional level... In addition, did some free agent scouting and also served as a "trouble shooter" in the farm system.

CAL RIPKEN (Cont.)

Managing: Cal managed in the Orioles' farm system from '61 thru '74, a span of 13 plus seasons that is the longest tenure of any minor league skipper in O's history. Earl Weaver is 2nd with 11 years ('57 thru '67)... During that period, Cal managed at all levels except "rookie" league.

As a player-manager had a losing record in 2 seasons, then retired from active status following the '62 campaign... In 12 years as a non-playing skipper finished below .500 only once.

Won the 1st of 2 pennants at Aberdeen (Northern League) by 12 games with a club that included Jim Palmer, Andy Etchebarren, Eddie Watt, and Mark Belanger... Was chosen "manager of the year" in that loop... Finished 1st again in '72 at Asheville in the AA Southern League.

Was the Rochester manager in '69 and '70 (preceding Joe Altobelli), then moved to Dallas-Ft. Worth (AA-Texas) in '71... Last 3 seasons as a manager were at Asheville, '72 thru '74.

Earlier had managed clubs in Leesburg, Fla. (his 1st managerial assignment in '61); Appleton, Wis. ('62); Aberdeen, S.D. ('63, '64, '66); Kennewick-Richland-Pasco, Wash. (Tri-City) ('65); Miami, Fla. ('67); and Elmira, N.Y. ('68).

Playing Career: Was a catcher in the O's organization although also played 3rd base and the outfield and even pitched... Enjoyed best year under Earl Weaver at Fox Cities (I.I.I. League) in '60... Became a player-manager for 1st time midway thru the '61 season.

Personal: Conducts a number of clinics and works for the O's speaker's bureau during the off-season... His brother, Bill, played the outfield in the Brooklyn Dodgers' organization.

Cal and his wife, Vi, were married on Nov. 30, '57... They have 4 children: Ellen Leigh (3/22/59), Calvin, Jr. (8/24/60), Fred (11/25/61), and Billy (12/16/64).

Year	Club	Pct.	G	AB	R	H	2B	3B	HR	RBI
1957	Phoenix	.274	112	398	68	109	15	6	7	60
1958	Wilson	.216	118	393	40	85	20	2	4	33
1959	Pensacola	.292	61	219	36	64	14	3	2	35
1960	Amarillo	.203	30	69	6	14	2	0	0	3
1960	Fox Cities	.281	107	356	59	100	20	4	9	74
1961	Little Rock	.185	32	81	6	15	2	1	1	8
	Leesburg	.236	52	127	20	30	3	0	1	13
	Rochester	.083	11	24	2	2	0	0	1	2
1962	Appleton	.273	58	143	25	39	9	0	4	36
1963	Aberdeen	(Did Not Play)								
1964	Aberdeen	.000	2	1	0	0	0	0	0	0
Pro. Totals		.253	583	1811	262	458	85	16	28	269

RALPH EMMANUEL ROWE

Born: July 14, '24; 5'6"; 175; Batted, L; Threw, R; Position: OF.

Birthplace/Residence: Born, raised, and still lives in Newberry, S.C.

Contract Status: Signed thru '82.

Tenure: Has been in the Baltimore organization since '77... This is his 36th season in professional baseball.

Signed Originally with: Cleveland.



Orioles' Batting Coach: After 4 years as the O's minor league batting instructor, Ralph was appointed "organization batting instructor" in '81 to work on both the major and minor league levels... He works with the major league team during spring training and on most homestands while spending the remainder of his time with the Orioles' 4 farm clubs.

Managerial/Coaching Background: Prior to joining the Orioles, Ralph spent 18 years in the Minnesota Twins/Washington Senators' organization as a player, minor league manager, and coach.

He managed 12 seasons for the Griffiths, including a string of 3 straight first place finishes ('67, '68, '69), the first 2 at Orlando in the Florida State League and the last season at Charlotte of the Southern

League... He also had 4 second place finishes... His final year as a manager was at Portland (Pacific Coast League) in '71.

He also managed at: Missoula, Mont. ('59), Fort Walton Beach, Fla. ('60, '62), Wilson, N.C. ('63, '64), Thomasville, N.C. ('65, '66), and Evansville, Ind. ('70).

Ralph was the Twins' third base coach for 4 years ('72 thru '75) and served as a special assignment scout and minor league batting instructor in '76... During his years in the Minnesota organization, he acquired a fine reputation as a hitting instructor... Rod Carew was one of his prize pupils.

Playing Career: Ralph played the outfield in the minors for 15 seasons, including 3 years, '59 to '61, when he played rarely while managing or coaching... His career spanned 20 years ('42 thru '61) with four years ('43 thru '46) out for military service, and another season, '56, in which he was out of organized baseball.

He batted over .300 in 6 different seasons and had a .295 lifetime average... He signed originally with the Cleveland Indians and later played in the Chicago Cubs' and Washington Senators' systems... His highest level was with the Los Angeles Angels of the P.C.L. (AAA) in '49.

Personal: Of German-Dutch descent... Hobbies: hunting and fishing... He attended Newberry College for 2 years... Played baseball, football, and basketball at Newberry High School (graduated '41)... Was captain of the South Carolina state championship baseball team his senior year... Was a halfback in football and a guard in basketball.

He and his wife, the former Ethel Harden, were married Sep. 21, '46... The Rowes have two children: Mannie (5/19/47) and Charlene (4/8/56).

YEAR CLUB	Pct.	G	AB	R	H	2B	3B	HR	RBI	SB	BB	SO
1942 Thomasville	.357	46	182	44	65	16	0	5	22	3	31	16
1943-46	Military Service											
1947 Rock Hill	.306	135	513	92	157	26	9	9	73	3	82	44
1948 Rock Hill	.360	147	534	108	192	44	15	7	123	7	114	26
1949 Los Angeles	.242	14	33	9	8	2	0	0	1	0	6	2
1950 Rock Hill	.280	120	435	72	122	19	5	8	68	3	85	29
1951 Nashville	.285	139	491	79	140	21	6	10	97	2	112	42
1952 Springfield	.327	121	392	65	128	17	6	12	71	0	54	33
1953 Memphis	.172	50	128	9	22	1	2	1	14	0	20	11
1954 Memphis	.287	48	150	26	43	7	4	4	21	1	24	12
1955 Memphis	.309	93	314	64	97	11	4	6	34	1	55	24
1956 Mobile	.274	127	376	58	103	20	5	5	60	0	58	26
1957 Mobile	.275	124	360	47	99	21	0	7	49	4	61	35
1958	Out of Organized Baseball											
1959 Mobile	.259	107	301	38	78	14	0	4	43	0	41	23
1958 Charlotte	.268	115	358	52	96	18	1	8	56	1	78	28
1959 Missoula	.338	28	74	13	25	4	0	3	12	0	16	8
1960 Fort Walton Beach	.167	5	6	0	1	0	0	0	1	0	0	0
1961 Charlotte	.143	8	7	0	1	0	0	0	1	0	0	0
Pro. Totals	.295	1427	4654	776	1377	241	57	89	746	25	837	359

JAMES (JIMMY) B. WILLIAMS


Born: May 15, '26; 5'10"; 180; Batted, R; Threw, R; Position: OF.

Birthplace/Residence: Born and raised in Toronto, Ontario, but has lived in Pueblo, Colorado, for many years.

Contract Status: Signed thru '82.

Tenure: This is his 36th season in professional baseball and his 5th with the Baltimore organization.

Signed Originally with: Brooklyn (Los Angeles) Dodgers.



Coach: Jimmy was appointed to the coaching staff in January '81 to replace Frank Robinson, who resigned to become manager of the San Francisco Giants. He serves as 1st base coach and works with the outfielders and baserunners.

Baltimore Organization: Jimmy became a manager in the O's farm system in '78 and guided clubs to the playoffs in each of his three seasons, including a pair of league championships.

In '80 he led the O's class AA team at Charlotte to the Southern League crown... The O's won the Eastern Division first half title but slipped to fourth in the second half before rebounding in the playoffs to beat Savannah, three games to none, and Memphis, three games to one, for the title... In '79 Charlotte also won the first half title but was eliminated by Columbus, Ga. in the first round of the playoffs.

JIMMY WILLIAMS (Cont.)

The previous year, his first with the Orioles, Jimmy directed class A Miami of the Florida State League to the second half title, knocked off Ft. Myers in a one-game divisional playoff, then erased the Lakeland Tigers in a best of three final to win the pennant.

Managing/Coaching Background: Jimmy has logged 17 years as a minor league manager in the farm systems of the Dodgers ('63, '64, '76-'77), A's ('65 thru '69), Astros ('70 thru '74) and Orioles and owns over 1100 wins... He also spent the '75 season as the third base coach for the Houston Astros on the major league level.

His first of four pennants came in the Florida State League, when he managed for the A's at Leesburg in '66... That year his club was 50-14 in the first half, fell to fifth in the second half, but came back to beat St. Petersburg in the FSL playoffs... That club led organized baseball with 232 stolen bases in 132 games, a FSL record that still stands, while Allen Lewis, who went on to become Charlie Finley's "designated runner" stole 116, also a league mark... Jimmy also managed at Leesburg in '67 and put in another FSL campaign with the Astros at Cocoa in '72.

Jimmy joined the Houston organization in '70 and won a pennant at Columbus in the Southern League (he also managed at Columbus in '74)... He has managed at every level but "rookie" including four years at AAA: '69 (Des Moines), '71 (Oklahoma City), '73 (Denver), all in the American Association, and '77 (Albuquerque) of the Pacific Coast League.

He has also managed in: Santa Barbara ('63, California), Grand Forks ('64, Northern), Shelby ('65, Western Carolinas), Newport News ('68, Carolina), and Lodi ('76, California)... Served as a player-coach at Omaha (American Association) in '62.

Playing Career: He played for 18 years ('47 thru '64) as an outfielder in the Dodgers' system including occasional appearances in his first two years as a manager... He was outstanding in his first professional season in '47, earning "rookie of the year" honors in the Wisconsin State League and batting a composite .367 with three different clubs... That year he amassed 163 hits, 27 doubles, 15 triples, 12 homers, 121 rbi and 24 stolen bases in 117 games.

In '49 at Pueblo, he broke a Western League record with 42 stolen bases (in 43 attempts)... That mark was later broken by current Orioles' scout and field coordinator Len Johnston, who swiped 64 at Colorado Springs in '53.

Jimmy never played in the majors but put in five seasons at the AAA level ('55 thru '57 at Montreal in the International League) and '59 and '62 in the American Association... He hit over .300 in five different seasons.

Personal: Jimmy graduated from DeLaSalle High School in Toronto where he lettered in baseball, hockey, football, and lacrosse... He played minor league hockey (right wing) for the old Boston Olympics in the early 1950's and still performs as a defenseman for Pueblo's top semi-pro team in the off-season... His other hobbies include golf, tennis, and remodeling homes.

Jimmy and his wife, the former Lorraine Elliott, were married Sep. 21, '50... They have two sons, Chris (6/10/52) and Kirk (11/11/56) and one daughter, Julie (2/19/61)... Chris is a '74 graduate of the U.S. Air Force Academy while Kirk graduated from Southern Colorado State College in '80.

Year	Club	Pct.	G	AB	R	H	2B	3B	HR	RBI	SB	BB	SO	
1947	Kingston	.338	20	74	23	25	2	4	1	11	5	7	5	
	Sheboygan	.385	86	325	84	125	25	10	9	105	18	71	43	
	Three Rivers	.289	11	45	8	13	0	1	2	5	1	3	7	
1948	Danville	.251	120	443	65	111	21	16	5	73	12	76	78	
1949	Pueblo	.288	136	565	126	163	23	18	11	81	42	60	92	
1950	Mobile	.249	127	414	52	103	13	8	3	38	13	29	56	
1951	Mobile	.266	72	218	39	58	12	1	3	15	6	26	23	
	Elmira	.258	45	128	23	33	5	2	1	14	6	9	12	
1952	Mobile	.255	124	314	46	80	16	6	2	42	11	26	17	
1953	Mobile	.250	2	4		1	0	0	0	0	0			
	Elmira	.312	140	509	61	159	21	5	6	64	18	53	30	
1954	Mobile	.295	148	505	73	149	22	4	8	61	13	50	43	
1955	Montreal	.329	149	519	93	171	33	8	13	63	21	48	61	
1956	Montreal	.298	146	550	96	164	27	9	8	55	12	60	44	
1957	Montreal	.263	136	441	62	116	18	4	4	37	5	38	40	
1958	Spokane	.302	142	493	59	149	21	3	12	64	5	47	44	
1959	St. Paul	.194	47	144	12	28	4	0	0	12	2	14	17	
	Victoria	.312	78	266	46	83	9	2	8	46	5	44	24	
1960	Atlanta	.267	142	524	100	140	37	0	17	81	1	75	55	
1961	Atlanta	.278	105	322	52	98	22	2	9	66	0	55	34	
1962	Omaha	.281	47	96	19	27	2	1	3	20	1	13	14	
1963	Santa Barbara	.328	31	64	9	21	5	0	1	11	0	5	7	
1964	Grand Forks	.000	6	4	0	0	0	0	0	0	0	1	1	
Pro. Totals			290	2060	6967	1148	2017	338	104	126	964	197	810	747

76

CAREER RECORDS

BENIGNO (BENNY) AYALA

Born: Feb. 7, '51; 6'1"; 195; Bats, R; Throws, R; Position: OF.


Birthplace/Residence: Born in Yauco, Puerto Rico... Now lives in Dorado, P.R. (west of San Juan).

Contract Status: Signed thru '82.

Tenure: Three years, 105 days.

Signed Originally with: New York Mets.

Pronounced: ah-YAH-la.



YEAR	CLUB	AVG.	G	AB	R	H	2B	3B	HR	RBI	BB	SO	SB	CS	HP
1971	Visalia—1	.217	21	46	3	10	0	1	1	7	14	21	0	1	0
	Pompano	.279	63	208	38	58	7	4	8	34	25	61	8	2	2
1972	Visalia	.227	113	348	68	79	15	2	19	66	57	115	6	0	6
1973	Memphis	.258	136	462	69	119	17	6	17	68	70	74	6	1	0
1974	Tidewater	.274	92	288	41	79	21	1	11	40	35	66	0	3	1
	New York (NL)	.235	23	68	9	16	1	0	2	8	7	17	0	0	1
1975	Tidewater	.277	65	177	24	49	13	0	6	28	16	33	3	0	2
1976	New York (NL)	.115	22	26	2	3	0	0	1	2	2	6	0	1	0
	Tidewater—2	.225	87	293	41	66	9	2	12	48	24	56	5	0	1
1977	New Orleans	.298	126	450	71	134	27	5	18	73	30	56	3	2	2
	St. Louis	.333	1	3	0	1	0	0	0	0	0	1	0	0	0
1978	Springfield	.248	47	165	16	41	2	0	5	21	18	15	0	2	0
	Columbus—3	.340	59	203	30	69	11	4	6	35	15	20	2	2	1
1979	Rochester	.355	17	62	10	22	1	3	1	7	6	6	0	1	1
	Baltimore	.256	42	86	15	22	5	0	6	13	6	9	0	0	0
1980	Baltimore	.265	76	170	28	45	8	1	10	33	19	21	0	0	0
1981	Baltimore	.279	44	86	12	24	2	0	3	13	11	9	0	1	1
A.L. Totals		.266	162	342	55	91	15	1	19	59	36	39	0	1	1
N.L. Totals		.206	46	97	11	20	1	0	3	10	9	24	0	1	1
M.L. Totals		.253	208	439	66	111	16	1	22	69	45	63	0	2	2

GWRBI: '79-Roch. 2, Bal. 0, '80-3; '81-2.
 1—Signed as free agent by New York Mets' organization on 1/28/71.
 2—Acquired by St. Louis Cardinals from N.Y. Mets in deal for infielder Doug Clary on 3/20/77.
 3—Acquired by Baltimore Orioles on 1/16/79 from St. Louis Cardinals in deal for outfielder Mike Dimmel... Contract assigned from Arkansas to Rochester... Contract purchased from Rochester by Baltimore on 4/30/79.

League Championship Series Record

YEAR	CLUB, OPP.	AVG.	G	AB	R	H	2B	3B	HR	RBI	BB	SO	SB	CS	HP
1979	Bal. vs. Cal.														

(did not appear)

World Series Record

YEAR	CLUB, OPP.	AVG.	G	AB	R	H	2B	3B	HR	RBI	BB	SO	SB	CS	HP
1979	Bal. vs. Pit.	.333	4	6	1	2	0	0	1	2	1	0	0	0	0

Career Highs, Game: Hits—3, Twice, May 25, '80 vs. Det. at Bal.; and May 25, '81 vs. N.Y. at Bal. **Home Runs**—2, June 10, '79 vs. Tex. at Bal.; **RBI**—3, five times, the latest Sep. 15, '81 at Cle.

Hitting Streaks—5, Sep. 25 thru Oct. 3, 1981.

1981 SEASON

Benny hit a career high .279, thanks to a .346 (9-for-26) spurt in his last 12 games, which raised his average from .250... Batted .263 (10-for-38) with one homer and 6 rbi in 19 1st half games and .292 (14-for-48) with 2 homers and 7 rbi in 25 2nd half contests.

Had the top average among O's pinch-hitters at .313 (5-for-16) with a home run and 5 rbi in 20 appearances... Delivered 3-run pinch homer in top of 9th off Sid Monge to beat Cleveland, 7-6, on Sep. 15.

Batted .265 (18-for-68) with 2 homers and 8 rbi in 27 games as a designated hitter... Played in only 4 games defensively (all in left field) but had two outfield assists... Has not committed an error since July 29, '79, (only miscue with Baltimore) but has handled just 53 chances since that time.

Had highest average on the club with runners in scoring position at .300 (6-for-20)... Hit .279 (12-for-43) both at home and on the road... Played again last winter for Santurce in the Puerto Rican League.

77

BENNY AYALA (Cont.)

PREVIOUS CAREER HIGHLIGHTS

1980: Benny was batting .318 on Aug. 9 but hit .175 over his last 27 games to finish at .265. . . Batted .236 (26-for-110) as a dh and .179 (5-for-28) in a pinch-hit role. . . Had 4 homers (3 in Kingdome) and 8 rbi in 9 games against Seattle.

1979: Joined the Orioles on May 1 as a replacement for Doug DeCinces (disabled list). . . Hit two homers vs. Texas at Baltimore, June 10, both off former Mets' teammate Jon Matlack.

Rochester '79: Was acquired from the St. Louis Cardinals organization on the recommendation of then Red Wings' Manager Doc Edwards, who had managed him at Bayamon in the Puerto Rican League in '78. . . Hit .355 (22-for-62) in 17 games with Rochester before being promoted.

Mets/Cardinals: Signed originally by Nino Escalera for the New York Mets in '71. . . Made a memorable major league debut with the Mets on Aug. 27, '74, when he homered in 1st big league at bat off Houston's Tom Griffin at New York. . . Is one of only 46 players to have achieved that feat in major league history.

Started the '76 season with the Mets, but was optioned to Tidewater June 1. . . Returned to the majors with the Cardinals in Sep. '77 and appeared in 1 game, going 1-for-3 vs. the Phillies' Steve Carlton.

Minors: Batted .281 (460-for-1638) in 5 plus years at the AAA level. . . Hit a combined .299 in '78 in the American Association and International League. . . Was named to the '77 American Association all-star team after leading New Orleans with a .298 average. . . Played that year for Lance Nichols, now in the Baltimore organization.

Winter Ball: Has played in the Puerto Rican League every winter but one since '71 (didn't play after the '79 season). . . Has played for Arecibo, Bayamon, and Santurce. . . Was league "mvp" in '73 with Arecibo.

Amateur Background: Starred in baseball, track, basketball, and volleyball at Agustin Stahl High School in Bayamon (graduated '69). . . Was never defeated in track events. . . Also played baseball in Little League and Babe Ruth programs.

Personal: Attended Puerto Rico Junior College (Rio Piedras) for one year before signing to pro contract. . . His father is a real estate broker in Bayamon.

Benny and his wife, the former Esperanza (Eppie) Martinez, were married on Apr. 21, '74, and have 3 sons: Benny, Luis, and Melvin.

MICHAEL (MIKE) JAMES BODDICKER

Born: Aug. 23, '57; 5' 11"; 172; Bats, R; Throws, R; Position: P.

Birthplace/Residence: Born in Cedar Rapids, Iowa. . . Grew up and still lives in Norway, Iowa (south-west of Cedar Rapids).

Contract Status: Signed thru '82.

Tenure: 55 days.

Signed Originally with: Baltimore.



YEAR CLUB	W-L	ERA	G	GS	CG	SHO	SV	IP	H	R	ER	BB	SO
1978 Bluefield—1	2-1	0.47	8	1	0	0	2	19	9	2	1	10	28
Charlotte	4-3	1.94	10	8	5	2	0	65	42	15	14	17	48
Rochester	1-0	1.80	1	1	0	0	0	5	4	1	1	2	3
1979 Charlotte	9-3	3.00	14	14	8	2	0	102	82	40	34	36	89
Rochester	4-6	6.00	15	12	2	1	0	72	88	48	48	27	48
1980 Rochester	12-9	2.18	25	25	13	4	0	190	149	57	46	35	109
Baltimore	0-1	6.43	1	1	0	0	0	7	6	6	5	5	4
1981 Rochester	10-10	4.20	30	29	8	3	0	182	182	91	85	66	109
Baltimore	0-0	4.50	2	0	0	0	0	6	6	4	3	2	2
M.L. Totals	0-1	5.54	3	1	0	0	0	13	12	10	8	7	6
Pro. Totals	42-33	3.29	106	91	36	11	2	648	568	264	237	200	438

1—Selected by Baltimore organization in June '78 free agent draft (sixth round, Baltimore's ninth selection, secondary phase). . . Signed on 6/12/78.

Pitches: Fastball, slider, forkball, and change.

78

	1981							MIKE BODDICKER							LIFETIME						
	ERA	W-L-SV	IP	H	R-ER	HR		ERA	W-L-SV	IP	H	R-ER	HR		ERA	W-L-SV	IP	H	R-ER	HR	
Total	4.76	0-0-0	5.2	6	4-3	1		5.54	0-1-0	13	12	10-8	2								
Bal.	4.15	0-0-0	4.1	4	2-2	0		5.40	0-1-0	11.2	10	8-7	1								
Away	6.75	0-0-0	1.1	2	2-1	1		6.75	0-0-0	1.1	2	2-1	1								
vs. Bos.	—	—	—	—	—	—		—	—	—	—	—	—		—	—	—	—	—	—	
Cal.	—	—	—	—	—	—		—	—	—	—	—	—		—	—	—	—	—	—	
Chi.	—	—	—	—	—	—		—	—	—	—	—	—		—	—	—	—	—	—	
Cle.	—	—	—	—	—	—		6.14	0-1-0	7.1	6	6-5	1								
Det.	6.75	0-0-0	1.1	2	2-1	1		6.75	0-0-0	1.1	2	2-1	1								
K.C.	—	—	—	—	—	—		—	—	—	—	—	—		—	—	—	—	—	—	
Mil.	—	—	—	—	—	—		—	—	—	—	—	—		—	—	—	—	—	—	
Min.	—	—	—	—	—	—		—	—	—	—	—	—		—	—	—	—	—	—	
N.Y.	4.15	0-0-0	4.1	4	2-2	0		4.15	0-0-0	4.1	4	2-2	0								
Oak.	—	—	—	—	—	—		—	—	—	—	—	—		—	—	—	—	—	—	
Sea.	—	—	—	—	—	—		—	—	—	—	—	—		—	—	—	—	—	—	
Tex.	—	—	—	—	—	—		—	—	—	—	—	—		—	—	—	—	—	—	
Tor.	—	—	—	—	—	—		—	—	—	—	—	—		—	—	—	—	—	—	
1st Half	—	—	—	—	—	—		—	—	—	—	—	—		—	—	—	—	—	—	
2nd Half	4.76	0-0-0	5.2	6	4-3	1		—	—	—	—	—	—		—	—	—	—	—	—	

1981 SEASON

Rochester: Mike led the Rochester staff in starts (29), shutouts (3), and strikeouts (109). . . Tied for the club lead in complete games (8) and finished 2nd in innings pitched (182). . . Topped International League pitchers in putouts (25).

Won 3 of 1st 4 decisions, but was just 5-9 over next 3½ months. . . Finished the regular season with a pair of complete game wins, allowing just 2 runs in 18 innings to lower era from 4.55 to 4.20. . . Pitched 2 shutouts vs. Pawtucket (both 1-0 scores) and 1 against Richmond.

Baltimore: Recalled on Sep. 10 and pitched twice in relief over final 6 days of season: Sep. 29 at Detroit (1.1 ip, 2 h, 2 r, 1 er) and Oct. 2 vs. New York (4.1 ip, 4 h, 2 r-er).

PREVIOUS CAREER HIGHLIGHTS

1980: Finished 2nd in the International League with a 2.18 era and tied for 2nd with 13 complete games. . . Was the circuit's top control pitcher with lowest ratio of walks per 9 innings pitched (1.66) and best figure of innings pitched (190) to base runners (hits-149, walks-35, hit by pitch-4) with a "minus 2".

Led the Red Wings in innings, complete games, shutouts (3), and strikeouts (109). . . Was 9-2 starting June 13, including 8 straight wins from June 13 thru Aug. 13. . . Pitched a 6-hit complete game victory against Baltimore in the two clubs' annual exhibition game on July 24.

Major League Debut: Was recalled by the Orioles on Sep. 5 but did not pitch until Oct. 4. . . Started the 2nd game of a double-header against Cleveland (O's had been eliminated from pennant race just before dh) and lost to the Indians, 6-4 (7.1 ip, 6 h, 6 r, 5 er).

Winter Ball: Pitched for Ray Miller's Caguas club in Puerto Rican League. . . Best effort came in league championship series against Mayaguez when he threw 3-hit shutout to give Caguas 3-1 lead en route to league crown.

1979: Finished with a combined record of 13-9 at Charlotte and Rochester. . . Was leading the Southern League in wins (9) when promoted to Rochester on June 25. . . Set an S.L. record with 18 strikeouts against Knoxville on June 7.

Pro Career: Signed by Joe Bowman and made rapid progress in 1st pro season in '78. . . Started with Bluefield in June, was promoted to Charlotte on July 15 and then to Rochester on Sep. 1, moving from college ball to AAA level in just 15 weeks (May 21 to Sep. 1).

Amateur Background: Played 3 seasons at the University of Iowa (Iowa City), earning 3rd team all-Big 10 honors as a 3rd baseman in freshman year and as a pitcher in his junior season ('78). . . Fanned 189 batters in 166 career innings and led nation in strikeouts per 9 innings in '77 (11.5).

Was a two-time all-state selection in baseball at Norway Community High School (graduated '75). . . Also earned all-conference honors in basketball. . . Was drafted by Montreal in the June '75 free agent draft but chose to go to Iowa.

Played semi-pro baseball in Fairbanks, Alaska in the summer of '77, and his team finished 2nd in the National Baseball Congress Tournament in Wichita. . . Participated in Little League and American Legion baseball with his team going to the Legion world series 3 times ('74, '75, '76).

Personal: Hobbies: fishing, hunting, and trapping. . . Worked for a grain elevator operation during the off-season. . . He and his wife, the former Lisa Mary Charipar, were married on Feb. 2, '80.

79

ROBERT (BOB) AVERILL BONNER

Born: Aug. 12, '56; 6'0"; 185; Bats, R; Throws, R; Position: SS.

Birthplace/Residence: Born in Uvalde, Texas... Grew up in Leakey (north of Uvalde) and now lives in Corpus Christi, Texas.

Contract Status: Signed thru '82.

Tenure: 67 days.

Signed Originally with: Baltimore.



YEAR	CLUB	AVG.	G	AB	R	H	2B	3B	HR	RBI	BB	SO	SB	CS	HP
1978	Charlotte—1	.234	35	107	8	25	2	0	0	10	4	9	2	0	2
1979	Charlotte	.291	119	460	55	134	29	3	7	67	20	43	3	1	3
	Rochester	.273	4	11	1	3	0	0	0	0	0	2	0	0	0
1980	Rochester	.241	133	469	46	113	8	2	2	41	9	39	8	4	2
	Baltimore	.000	4	4	1	0	0	0	0	1	0	0	0	0	0
1981	Rochester	.229	84	301	19	69	10	1	3	35	9	39	10	6	2
	Baltimore	.296	10	27	6	8	2	0	0	2	1	4	1	0	0

M.L. Totals .258 14 31 7 8 2 0 0 3 1 4 1 0 0 0

Pro. Totals .255 389 1379 136 352 52 6 12 156 43 136 24 11 9

1—Selected by Baltimore organization in June '78 free agent draft (3rd round, Baltimore's 6th selection, regular phase)...

Signed on 6/8/78.

Career Highs: Hits—4, May 15, '81 at Min.

1981 SEASON

Was expected to miss most if not all of spring training after a serious bout with viral hepatitis which had hospitalized him in Corpus Christi, but showed up in camp only one week late.

Started regular season at Rochester, but was recalled to Baltimore on May 11 when Lenn Sakata went on the disabled list... Returned to Rochester, May 27, and remained with Red Wings thru playoffs... Came back to Baltimore, Sep. 13, but appeared in only one game without a plate appearance.

Baltimore: Started 5 straight games at short from May 13 thru 17... Went 6-for-10 in two games (May 14 at Tor. & May 15 at Min.) and went 4-for-5 vs. the Twins on May 15.

Picked up his 1st 2 big league hits on May 14, an infield single and a double, both off Jim Clancy at Toronto. Had 1 error in 42 chances spread over 9 games at short.

Rochester: Selected as one of the 10 top major league prospects in the International League (as was teammate Cap Ripken) by vote of I.L. managers and coaches.

Batted .258 (24-for-93) in 27 games before his recall to Baltimore and drove in 14 runs in last 12 of those games... After returning to Wings, May 27, hit .213 (44-for-207) in 57 games... Spent two stretches on disabled list because of a severe hamstring pull in left leg: July 10-20, July 27-Aug. 21.

Hit a grand slam vs. Charleston and drove in 7 runs in that game while going 3-for-4 on Apr. 28 at Rochester... Appeared in 79 games at short and fielded .949 (23 errors in 450 chances).

PREVIOUS CAREER HIGHLIGHTS

1980: Chosen International League "rookie of year" and all-star shortstop by vote of players, managers, and media... Appeared in 4 games for O's after being recalled Sep. 8.

Led I.L. shortstops in percentage (.956), assists (454), total chances (706), and double plays (73)... Committed 31 errors, but had 84 more chances than any other shortstop... Had 1 miscue in 9 chances for O's... Went 3-for-3 with a double and triple in Red Wings' 9-3 exhibition win over O's in July.

1979: Was Southern League all-star shortstop... Led Charlotte in batting (.291) and doubles (29)... Had .962 percentage at short (18 errors in 468 chances), tops in loop, but was 14 games short of qualifying... Also played 28 games at 2b and 2 at 3b.

Spent a week (June 28-July 6) at Rochester... Played for S.L. all-stars that beat the Atlanta Braves in exhibition.

Was all-league 3rd baseman in Venezuela (Aragua) that winter, but played mostly at second... Dave Concepcion was the shortstop.

Started at "AA": Signed by Ray Crone to a Bluefield contract but was immediately assigned to Charlotte and, thus, made jump from college to "AA" a la Rich Dauer.

Amateur Background: Had a 5-year .306 average (215-for-702) at Texas A & M... Struck out an average of only once in every 19 at bats and had one stretch of 69 straight trips to the plate without a "K".

Set or tied 12 individual records at A & M including: **Season**—hits (73 in '78), doubles (16 in '77), longest batting streak (19 in '76)...

Career—runs (137), hits (215), doubles (43), and total bases (313).

Started as 3rd baseman in college but moved to short because of injuries to other players freshman year.

Graduated from King High in Corpus Christi in '74 where he batted .451 & .525 last 2 years... Was a high school all-American at shortstop as a senior.

Personal: Is very active in the Fellowship of Christian Athletes and Baseball Chapel Program... Hobbies: hunting, fishing, and pool.

He and his wife, the former Rebecca Sue Petty of Corpus Christi, were married Nov. '74... They have 2 daughters, Angela Sue (7/3/75) and Kristina Michelle (8/9/78).

ALONZA (AL) BENJAMIN BUMBRY


Born: Apr. 21, '47; 5'8"; 175; Bats, L; Throws, R; Position: OF.

Birthplace/Residence: Born and raised in Fredericksburg, Va... Now makes his home in Cockeysville (Baltimore County).

Contract Status: Signed two-year contract on Feb. 12, '82, extending thru '83 season.

Tenure: Nine years, 31 days.

Signed Originally with: Baltimore.



YEAR	CLUB	AVG.	G	AB	R	H	2B	3B	HR	RBI	BB	SO	SB	CS	HP
1969	Stockton—1	.178	35	73	19	13	4	0	0	3	30	38	10	3	1
1970															
1971	Aberdeen	.336	66	247	68	83	14	6	6	53	50	52	34	5	8
1972	Asheville	.347	26	121	26	42	4	4	4	10	10	19	10	2	1
	Rochester	.345	108	435	83	150	29	*15	6	47	34	77	22	3	5
	Baltimore	.364	9	11	5	4	0	1	0	0	0	0	1	1	0
1973	Baltimore	.337	110	356	73	120	15	*11	7	34	34	49	23	10	3
1974	Baltimore	.233	94	270	35	63	10	3	1	19	21	46	12	4	1
1975	Baltimore	.269	114	349	47	94	19	4	2	32	32	81	16	3	4
1976	Baltimore	.251	133	450	71	113	15	7	9	36	43	76	42	10	1
1977	Baltimore	.317	133	518	74	164	31	3	4	41	45	89	19	8	2
1978	Baltimore	.237	33	114	21	27	5	2	2	6	17	15	5	3	2
1979	Baltimore	.285	148	569	80	162	29	1	7	49	43	74	37	12	3
1980	Baltimore	.318	150	645	118	205	29	9	9	53	78	75	44	11	3
1981	Baltimore	.273	101	392	61	107	18	2	1	27	51	51	22	15	2

M.L. Totals .288 1035 3674 585 1059 171 43 42 297 364 556 221 77 21

1—Selected by Baltimore organization in June '68 free agent draft (8th round, Baltimore's 11th selection, regular phase)...

Signed on 6/18/68.

GWRBI: '79-9; '80-5; '81-2.

* Led league

Tied for league lead

1—Selected by Baltimore organization in June '68 free agent draft (8th round, Baltimore's 11th selection, regular phase)...

League Championship Series Record															
YEAR	CLUB, OPP.	AVG.	G	AB	R	H	2B	3B	HR	RBI	BB	SO	SB	CS	HP
1973	Bal. vs. Oak.	.000	2	7	1	0	0	0	0	0	0	2	2	1	0
1974	Bal. vs. Oak.	.000	2	1	0	0	0	0	0	0	0	1	0	0	0
1979	Bal. vs. Cal.	.250	4	16	5	4	0	1	0	0	4	3	2	0	0

L.C.S. Totals .167 8 24 6 4 0 1 0 0 0 6 6 3 0 0

World Series Record															
YEAR	CLUB, OPP.	AVG.	G	AB	R	H	2B	3B	HR	RBI	BB	SO	SB	CS	HP
1979	Bal. vs. Phil.	.143	7	21	3	3	0	0	0	1	2	1	0	0	1

All-Star Game Record															
YEAR	CLUB	SITE	AVG.	G	AB	R	H	2B	3B	HR	RBI	BB	SO	SB	CS
1980	A.L.	L.A.	.000	1	1	0	0	0	0	0	0	0	0	0	0

AL BUMBRY (Cont.)

Career Highs, Game: Runs—4, Aug. 24, '81 at Sea. (ties club record); Hits—5, twice, June 25, '73 at Mil. and May 26, '79 at Det. (ties club record); 4, 12 times, the latest Sep. 7, '81 vs. Cle. at Bal.; Home Runs—1, 42 times; RBI—5, June 8, '80 at Cal; 4, May 4, '75 (first game) at Cle; Stolen Bases—3, Sep. 27, '80 at Cle. (ties club record); 2, 33 times.

Hitting Streaks: 17—Apr. 22 thru May 13, '80; 15—July 21 thru Aug. 4, '79; 13—May 7 thru May 22 (first game), '77.

1981 SEASON

Al led the Orioles in at bats (392), runs (61, tied for 6th in A.L.), and stolen bases (22, 7th in A.L.), finished 2nd on the club in games (101), hits (107), and walks (51, 13th in A.L.), and 3rd in batting (.273)... Hit safely in 10 straight games on 2 occasions, the Orioles' season-high.

Batting: Hit .255 (48-for-188) in 50 1st half games and .289 (59-for-204) in 51 2nd half contests... Led O's with .293 (61-for-208) average at Memorial Stadium but hit just .250 (46-for-184) on the road.

Batted just .180 (9-for-50) in 1st 12 games before hitting safely in 10 consecutive games from Apr. 28 thru May 9' at .421 (16-for-38) to raise average to season best .284... Had 2nd 10 game streak from Aug. 12² thru 22.

Best performance came in a 27 game period from Aug. 24 thru Sep. 22 in which he batted .364 (40-for-110) to lift average from .245 to .282.

By Month: April-.226 (14-for-62)... May-.267 (27-for-101)... June-.280 (7-for-25)... August-.265 (22-for-83)... September-.302 (32-for-106)... October-.333 (5-for-15).

As Leadoff Hitter: Batted .361 (30-for-83) in the 97 contests in which he led off the game for Baltimore... Had an on-base percentage of .454 (44-for-97) with 21 runs scored.

Left vs. Right: For the 2nd time in 3 years, hit for a higher average against lefthanders (.283, 28-for-99) than righthanders (.270, 79-for-293)... Has batted .269 (166-for-616) vs. southpaws in last 5 years after a .200 (17-for-85) performance against lefthanders in 1st 5 major league seasons... Lifetime figures: .295 (876-for-2973) vs. RHP; .261 (183-for-701) vs. LHP.

Miscellaneous: Missed 3 games with pulled muscle in his left thigh, May 30-June 2... Was bothered earlier in season with a pulled right hamstring... Was ejected for 1st time in big league career by Larry Barnett for arguing on bench, June 2 at N.Y.

Singled off Rick Langford for 1,000th career hit, June 10 at Oakland... Tied club record with 4 runs scored at Seattle on Aug. 24.

1981 AND MAJOR LEAGUE CAREER

Stolen Bases: Led club in steals for 3rd consecutive season (has 109 SB in that period) although he was caught a career high 15 times... Has now stolen 20 or more bases 5 times in the majors with a career best 44 (2nd in O's history) in '80.

Has been Orioles' all-time stolen base leader since May '80 and became 11th active American League player to steal 200 career bases at K.C. on Apr. 19, '81.

Recorded 5 steals vs. Oakland and three each against Chicago, Detroit, and Toronto... Has now swiped 10 straight bases vs. the Blue Jays since being caught on May 20, '79 and is 11-for-12 lifetime... Has 28 steals in 34 career attempts vs. Cleveland but was 0-for-2 in '81.

Fielding: Had a .992 fielding percentage with 2 errors in 263 chances and led the O's with 6 outfield assists... Did not commit a miscue in his 1st 56 games (153 chances)... Has a lifetime fielding percentage of .986 (30 e in 2154 tc)... Finished 2nd among A.L. outfielders in putouts (488) and total chances (500) in '80.

Great Catches: Once again made a number of outstanding catches in '81 but probably his two best were: Aug. 25 at Seattle when he made a long run into right center to make a game-ending grab of Lenny Randle's bases-loaded line drive in the bottom of the 12th inning to preserve a 6-5 O's win, and, on Sep. 5 vs. Oakland at Memorial Stadium, when he took a home run away from Tony Armas by leaping high over the fence in the 8th.

Left & Center: Started 97 games in center, but moved to left field in the late innings on three occasions in September, the 1st time he had played in left since May '79... Came to the majors as a leftfielder in '73 and didn't start 1st game in center until July 4, '76. Shared that position for next 2½ seasons before becoming O's fulltime centerfielder in '79... In last 3 seasons has started at another position just once (in left on Apr. 13, '79).

vs. Opponents: (see '81 and career statistics vs. each opponent on pages 33-34)... In '81 Al excelled against Milwaukee (.476, 10-for-21), Minnesota (.381, 8-for-21), and Cleveland (.346, 9-for-26), but hit only .056 (1-for-18) vs. Boston.

Lifetime, is batting .342 (51-for-149) vs. Seattle, .335 (52-for-155) vs. Toronto, and .315 (110-for-349) vs. Cleveland, including .400 (30-for-75) in '80-'81... Has career highs of 8 home runs against New York and 38 rbi vs. Detroit.

In O's All-Time Top Ten: Stolen bases-221, 1st... triples-43, 3rd... games-1,035, 5th... runs-585, 5th... at bats-3,674, 6th... hits 1,059, 6th... batting-.288, 7th... doubles-171, 7th... total bases-1,442, 7th.

CS/WS: Was the leading run scorer in the '79 ALCS against California with 5 and also hit the only triple... Singled in the 1st inning of game #2 to snap 0-for-12 string in post-season play... Was 0-for-8 in '73 and '74 ALCS and 0-for-4 in '79 game #1.

Started all four games of '79 ALCS and 4 of 7 in the world series vs. Pittsburgh, but played in all 7 WS contests.

PREVIOUS CAREER HIGHLIGHTS

1980: Was selected as "most valuable Oriole" as he led club with a .318 batting average and became the 1st Baltimore player ever to amass 200 hits in a season (205), 5th in A.L... Also topped the Birds with career highs in games (160), at bats (645), stolen bases (44, 5th in A.L.), and runs (118, 3rd in A.L. and 4 shy of club record).

Was named to the A.L. all-star squad and played last 4 innings in the game at Los Angeles... Was selected as the centerfielder on *The Sporting News* American League all-star-team (by vote of fellow players)... Chosen A.L.'s "player of the week" for the week of May 19-25 when he batted .480.

1979: Rebounded completely from his injury in '78 (see below) to finish third among the regulars in batting at .285 and led the club with 37 steals.

1978: Broke his left fibula and dislocated his left ankle in a game at Texas on May 12 while sliding back into 2nd base (from 3rd base side) and was sidelined until Sep. 4... During September, pinch-hit 5 times... Played his way back into shape at LaGuaira in the Venezuelan League that winter.

Re-Entry: Was the only Oriole eligible for re-entry in Nov. '78 and was selected by seven clubs in addition to the O's... Is the only Oriole eligible for re-entry to re-sign with Baltimore in 6 year history of the system. (see page 10).

1977: Hit over .300 (.317) for 2nd time in big league career despite a slow start (was batting .196 on Apr. 27) and a leg injury that slowed him down in late June and took him out of the regular lineup for a month from July 11 to Aug. 12 (disabled list from July 28 to Aug. 12).

"Rookie of the Year": Was selected as the A.L. "rookie of the year" in '73 by both BBWAA and TSN after batting .327... Teammate Rich Coggins was 2nd in the TSN poll... Is one of 4 Orioles to have won "rookie" awards: Ron Hansen-'60, Curt Blefary-'65, and Eddie Murray-'77 are the others.

Odds and Ends: Set a club record and tied the A.L. mark with three triples against Milwaukee on Sep. 23, '73 in the game that clinched the Eastern division title for the O's... Has 3 doubles in a game twice in '75 (vs. K.C. on May 23 and vs. Det. on July 2)... Beat out 3 bunts for base hits vs. Cal. on July 10, '75.

Minors: Led the International League in batting (.345) and triples (15) in '72 when he was named Topps/National Association "player of the year" in that league... Started that season in Asheville, ended it in Baltimore, and hit .300 for 3 different clubs that season...

After returning from 2 years on active duty in the U.S. Army (see "Personal" below), played at Aberdeen, S.D. in '71 and finished second in the Northern League batting race to teammate Bob Bailor.

Amateur Background: Went to Virginia State College in Petersburg (graduated '68) on a basketball scholarship after averaging 32 points a game as a senior at Ralph Bunche High School in King George, Va... Played 4 years of basketball at Virginia State, but didn't play baseball until senior year... Won the Central Intercollegiate Athletic Association batting title with a .378 average that season and was all-CIAA in both basketball and baseball.

Started playing baseball at Virginia State at the urging of the late Dick Bowie, who signed him for the Orioles in June '68.

AL BUMBRY (Cont.)

Personal: Was called to duty as a 2nd lieutenant (R.O.T.C.) in June '69, just 2 months after starting his pro career. . . Served 11 months in Vietnam as a platoon leader, earned a Bronze Star, and was discharged as a 1st lieutenant in May '71.

Is extremely active in the community and finished tied for 2nd in the '81 balloting for the Roberto Clemente Award, presented annually by Major League Baseball to the player who "best exemplifies the game both on and off the field."

In recent years has been involved with numerous charities including the Maryland League for the Handicapped, the Santa Claus Anonymous Fund, Maryland Special Olympics, the Muscular Dystrophy Foundation, and the Junior League of Baltimore.

During the off-season, makes numerous appearances for the Orioles' speakers' bureau and plays for the club's basketball team. . . Completed in the '80 Superstars competition in the Bahamas and advanced to the finals, placing seventh. . . Single.

BROOKS MICHAEL CAREY

Born: Mar. 18, '56; 6'1 1/2"; 185; **Bats,** L; **Throws,** L; **Position:** P.

Birthplace/Residence: Born raised, and still lives in Key West, Florida.

Contract Status: Signed thru '82.

Tenure: None.

Signed Originally with: Baltimore.



YEAR CLUB	W-L	ERA	G	GS	CG	SHO	SV	IP	H	R	ER	BB	SO
1978 Bluefield—1	3- 8	3.35	15	14	5	0	0	94	98	55	35	32	58
1979 Miami	10- 7	2.45	19	19	10	2	0	125	118	44	34	23	116
Charlotte	4- 2	3.71	8	7	2	1	0	51	49	24	21	13	34
1980 Charlotte	8- 7	3.70	25	25	7	0	0	163	158	74	67	39	78
1981 Rochester	10- 9	3.37	29	28	7	2	0	195	168	86	73	82	107
Pro. Totals	35-33	3.30	96	93	36	5	0	628	591	283	230	189	393

1—Selected by Baltimore organization in June '78 free agent draft (10th round, regular phase). . . Signed on 6/15/78.

Pitches: Fastball, curve, slider and change.

1981: Brooks had the lowest earned run average among the Rochester starters at 3.37 and tied Mike Boddicker for the club lead with 10 victories. . . Also topped the Wings with 195 innings pitched, the most of anyone in the entire Baltimore organization. . . Led the International League with 30 home runs allowed.

Won his last 3 decisions (over 8 starts) with 1.41 era (8 er in 51 ip) and just 2 homers in that span. . . Was 3-0 against I.L. champion Columbus, one of just 2 pitchers in the league to beat the Clippers 3 times. . . Defeated Columbus on a 10-inning, 5-hit shutout, 1-0, Aug. 4. . . Blanked Tidewater on 2 hits on Apr. 21.

Pitched briefly for Ray Miller at Caguas in the Puerto Rican League last winter.

1980: Emerged as Charlotte's "stopper", winning 3 games that clinched championships for the O's. . . Beat Savannah to give Charlotte 1st half Eastern Division title on June 21, defeated Savannah again in playoffs for overall Eastern crown on Sep. 4, then blanked Memphis on 4 hits on Sep. 10 to give O's 3-game sweep in Southern League championship series.

Played that winter under Minnie Mendoza at Indios in the Columbian League.

Pro Career: Signed by Jack Sanford. . . In '79 was 2nd in the Florida State League in complete games (10) and led Miami in wins (10) and strikeouts (116) despite being promoted to Charlotte on July 19. . . Was 2nd in the Appalachian League in innings pitched (94) in '78.

Pitched in the Florida Instructional League after the '78 and '79 seasons.

Amateur Background: Earned 4 varsity letters at Florida State University in Tallahassee, the last 3 as a pitcher. . . Had a career record of 23-10 with 188 strikeouts. . . In '78, was team captain and finished 13-3. . . In an exhibition game vs. the Yankees that spring, allowed only 1 hit in 2 innings (to Reggie Jackson).

Won 34 games in 4 years at Key West High School (graduated '74). . . Played in the Cape Cod League summers while in college. . . Also participated in Little League and Babe Ruth League programs.

Personal: Hails from Boog Powell's hometown. . . Hobbies: fishing and water skiing. . . Single.

MARK MUNDELL COREY

Born: Nov. 3, '55; 6'2"; 205; **Bats,** R; **Throws,** R; **Position:** OF.

Birthplace/Residence: Born in Tucumcari, N. Mex. . . Grew up in Aurora, Colo. (near Denver). . . Moved to Evergreen, Colo. in '76 but spent most of winter in Cockeysville (Baltimore County).



Contract Status: Signed thru '82.

Tenure: 126 days.

Signed Originally with: Baltimore.

YEAR CLUB	AVG.	G	AB	R	H	2B	3B	HR	RBI	BB	SO	SB	CS	HP
1976 Bluefield—1	.400	*70	*285	*62	*114	10	*8	*17	*59	25	57	14	8	0
1977 Charlotte	*.310	133	490	76	*152	26	5	15	76	50	82	10	4	10
1978 Rochester	.324	74	250	47	81	15	3	5	40	32	39	3	0	2
1979 Rochester	.249	92	317	38	79	21	1	10	30	35	68	6	5	3
Baltimore	.154	13	13	1	2	0	0	0	1	0	4	1	0	0
1980 Rochester	.230	82	265	34	61	14	2	3	25	36	49	4	2	3
Baltimore	.278	36	36	7	10	2	0	1	2	5	7	0	1	0
1981 Rochester	.239	23	67	15	16	4	2	1	5	18	26	1	2	1
Springfield	.304	52	184	22	56	16	1	6	23	19	38	3	4	1
Baltimore	.000	10	8	2	0	0	0	0	0	2	2	0	0	0

M.L. Totals .211 59 57 10 12 2 0 1 3 7 13 1 1 0

Pro. Totals .298 585 1915 304 571 108 22 58 261 222 372 42 26 20

GWRLB: '79—Roch. 3, Bal. 0; '80—Roch. 5, Bal. 0; '81—Roch. 1, Springfield-1, Bal. 0.
* Led league * Tied for league lead

1—Selected by Baltimore organization in January '76 free agent draft (2nd round, regular phase). . . Signed on 6/2/76.

1981 SEASON

Still has a .301 average (559-for-1858) in 6 major league seasons despite 3 straight disappointing years. . . Has been nagged by a rash of injuries in recent years beginning with a torn cartilage (right knee) that required surgery in March '78.

1981: Started the year at Rochester, but, after a slow start, was assigned on loan to Springfield (Cardinals) of the American Association. . . Was recalled to Baltimore on September 1.

Had combined .287 average (72-for-251) with 7 homers and 28 rbi in 75 games at "AAA" before coming up to Baltimore and going 0-for-8 in 10 games.

PREVIOUS CAREER HIGHLIGHTS

Baltimore: His 1st big league hit was a single off Cleveland's Larry Andersen on Sep. 28, '79. . . Served two tours with the O's in '80 totaling 62 days. . . Hit his 1st and only major league homer on July 14, '80, at Baltimore off K.C.'s Paul Splittorff.

Minors: After 1st 3 pro seasons had a career average of .339 (347-for-1025). Led his league in batting and on-base percentage in each of his 1st 2 years.

1976: Was Appalachian League's "player of year". . . Hit an even .400 to become only 4th player in league history (originated in '37) to reach that level. . . Tony Oliva had been the last to do it, in '61.

Set league records for most hits (114) and most total bases (191), and also led circuit in runs (62), triples (8), homers (17), and rbi (59). . . Was Topps' "player of month" in both July and August.

1977: Led Southern League in batting (.310), hits (152), and total bases (233). . . Was tied for 3rd in rbi (76) and finished in tie for 2nd in league's "mvp" balloting.

MARK COREY (Cont.)

Amateur Background: Signed originally for O's by Ray Poitvint... Attended Central Arizona J.C. (Coolidge, AZ, south of Phoenix), batting .409 in '75 and .430 in '76... Central Arizona won national j.c. championship in '76, and Mark was named to all-America team.

Attended Aurora Central High (suburban Denver), graduating in '74... Played American Legion and Little League baseball.

Personal: Hobbies: fishing and skiing... Single.

TERRENCE (TERRY) MICHAEL CROWLEY

Born: Feb. 16, '47; 6'0"; 182; **Bats,** L; **Throws,** L; **Pos.: 1B-OF-DH.**

Birthplace/Residence: Born and raised in Staten Island, N.Y., but has lived in Baltimore since '70.

Contract Status: Signed thru '83... Signed a three year contract in Aug. '78 and a two year extension in Dec. '80.

Tenure: Ten years, 90 days.

Signed Originally with: Baltimore.



YEAR CLUB	AVG.	G	AB	R	H	2B	3B	HR	RBI	BB	SO	SB	CS	HP
1966 Miami—1	.255	19	51	5	13	1	0	0	3	5	3	0	0	0
1967 Miami	.262	135	497	50	130	*24	10	3	49	61	51	21	4	5
1968 Elmira	.271	55	181	19	49	8	1	0	22	26	25	7	2	1
1968 Rochester	.262	75	271	37	71	13	3	8	34	35	54	1	1	0
1969 Rochester	.282	132	475	78	134	24	2	28	83	69	61	11	4	1
Baltimore	.333	7	18	2	6	0	0	0	3	1	4	0	0	0
1970 Baltimore	.257	83	152	25	39	5	0	5	20	35	26	2	0	0
1971 Rochester	.282	78	259	56	73	9	4	19	63	52	40	2	0	1
Baltimore	.174	18	23	2	4	0	0	0	1	3	4	0	0	0
1972 Baltimore	.231	97	247	30	57	10	0	11	29	32	26	0	0	1
1973 Baltimore—2	.206	54	131	16	27	4	0	3	15	16	14	0	0	1
1974 Cincinnati	.240	84	125	11	30	12	0	1	20	10	16	1	0	1
1975 Cincinnati—3	.268	66	71	8	19	6	0	1	11	7	6	0	0	0
1976 Atlanta—4	.000	7	6	0	0	0	0	0	1	0	0	0	0	0
Rochester—5	.261	20	69	4	18	7	0	2	7	9	10	1	1	0
Baltimore	.246	33	61	5	15	1	0	0	5	7	11	0	0	1
1977 Rochester	.308	108	403	69	124	24	2	*30	80	42	29	0	0	2
Baltimore	.364	18	22	3	8	1	0	1	9	1	3	0	0	0
1978 Baltimore	.253	62	95	9	24	2	0	0	12	8	12	0	0	1
1979 Baltimore	.317	61	63	8	20	5	1	1	8	14	13	0	0	1
1980 Baltimore	.288	92	233	33	67	8	0	12	50	29	21	0	0	0
1981 Baltimore	.246	68	134	12	33	6	0	4	25	29	12	0	0	0

A.L. Totals	.254	593	1179	145	300	42	1	37	177	175	146	2	0	5
N.L. Totals	.243	157	202	19	49	18	0	2	32	17	22	1	0	1

M.L. Totals	.253	750	1381	164	349	60	1	39	209	192	168	3	0	6
-------------	------	-----	------	-----	-----	----	---	----	-----	-----	-----	---	---	---

GWRBI: '79-2; '80-7; '81-5.

* Led league

1—Selected by Baltimore organization in June '66 free agent draft (11th round, regular phase) ... Signed on 8/10/66.

2—Contract sold to Texas Rangers on 12/6/73... Rangers in turn sold contract to Cincinnati Reds on 3/19/74.

3—Acquired by Atlanta Braves from Cincinnati Reds in deal for pitcher Mike Thompson on 4/6/76.

4—Released by Braves on 5/6/76 and signed by Rochester as free agent on 5/25/76.

5—Contract purchased by Baltimore from Rochester on 6/27/76.

League Championship Series Record

YEAR CLUB, OPP.	AVG.	G	AB	R	H	2B	3B	HR	RBI	BB	SO	SB	CS	HP
1970 Bal. vs. Min.	.000	2	2	0	0	0	0	0	0	0	0	0	0	0
1975 Cin. vs. Pit.	.000	1	1	0	0	0	0	0	0	0	0	0	0	0
1979 Bal. vs. Cal.	.500	2	2	0	1	0	0	0	1	0	0	0	0	0
L.C.S. Totals	.200	5	5	0	1	0	0	0	1	0	0	0	0	0

World Series Record

YEAR CLUB, OPP.	AVG.	G	AB	R	H	2B	3B	HR	RBI	BB	SO	SB	CS	HP
1970 Bal. vs. Cin.	.000	1	1	0	0	0	0	0	0	0	0	0	0	0
1975 Cin. vs. Bos.	.500	2	2	0	1	0	0	0	0	0	1	0	0	0
1979 Bal. vs. Pit.	.250	5	4	0	1	1	0	0	2	1	0	0	0	0
W.S. Totals	.286	8	7	0	2	1	0	0	2	1	1	0	0	0

Career Highs, Game: (all established with Baltimore) **Runs**—3, twice, Aug. 29, '72 at Min. and Sep. 24, '80 vs. Bos. at Bal; **Hits**—3, 11 times (6 in '80), the latest Sep. 24, '80 vs. Bos. at Bal; **Home Runs**—2, twice—Sep. 24, '80 vs. Bos. at Bal. and May 26, '81 vs. N.Y. at Bal. **RBI**—5, Sep. 24, '80 vs. Bos. at Bal; 4, five times, the latest May 26, '81 vs. N.Y. at Bal.

Hitting Streaks: 8—Aug. 18 thru 29, '72.

PINCH-HITTING

1981: Batted .286 (6-for-21) with 5 walks and 7 rbi and had a .423 on-base percentage (11-for-26).

Career: Lifetime, "Crow" has a .274 pinch-hit average (96-for-350) with 3 hr, 56 rbi, and 44 bb... His on-base percentage is .355 (140-for-394).

With Orioles only, he has .298 career ph (72-for-242) with 3 hr, 44 rbi, and 35 bb... On-base is .386 (107-for-277).

Since returning to the Orioles (from Rochester) on Aug. 12, '77, he has batted .318 (48-for-151) with 3 hr, 36 rbi, and 23 bb... His on-base average in that period as a pinch-hitter is .408 (71-for-174).

Home Runs: (1) Sep. 9, '77—grand slam off Cleveland's Larry Andersen at Baltimore... (2) May 27, '79—0 on off Jack Billingham at Detroit... (3) May 30, '80—0 on 10th-inning game-winner off Doug Corbett at Minnesota.

Top 8: With 96 career pinch-hits, Terry ranks 8th on all-time list topped by Manny Mota (150)... He is 3rd among actives behind Mike Lum (103)—6th all-time and teammate Jose Morales (99)—7th all-time... Lum will play the '82 season in Japan. See complete list on page 88.

DESIGNATED HITTING

Batted .257 (28-for-109) in '81 with 4 hr and 20 rbi in 42 games... Over the last 3 years, he's hit .283 as a dh (97-for-343), but prior to that didn't have much success in that role ('76-.244, '77-.143, '78-.179).

Lifetime, he's batting .264 (118-for-447) with 15 homers in 158 games as a dh... Hadn't hit any dh homers until '80 when he connected 11 times in 65 games.

1981 SEASON

Drove in gwrbi in successive games vs. Yankees at Baltimore May 26 & 27... On the 26th, he hit 2 homers off rookie Gene Nelson good for 4 rbi... The following night he singled home the winning run with a 2-out, 10th-inning single off Rich Gossage.

Earlier, on May 4, he contributed a 10th-inning "sudden death" safety off the Twins' Doug Corbett, also at Baltimore (Terry is 3-for-3 lifetime vs. Corbett and has twice beaten him with 10th-inning hits; the first time with a home run at Minny on May 30, '80).

Appeared in 4 games defensively at 1st base, including 3 starts in which he went 1-for-10.

vs. Opponents: Went 6-for-16 (.375) vs. N.Y. and over the last 2 years has batted .440 (11-for-25) against the Bombers... Lifetime, however, his average is only .198 (16-for-180) vs. the Yankees... Has .309 career average vs. Chisox (17-for-55) and .308 against Bosox (49-for-159).

CAREER HIGHLIGHTS

Has spent nearly 14 complete seasons during his 16-year pro career with the Baltimore organization (all except 2 years with Cincinnati and one month with Atlanta).

Best Year '80: Set personal highs in runs (30), hits (67), homers (12), and rbi (50). Hit his 3rd career slam, off Chicago's Lamarr Hoyt on Aug. 5 (see list of others on page 9), batted .338 with runners in scoring position (24-for-71), and drove in the winning run 3 times in the late innings.

LCS: Went 1-for-2 as a pinch-hitter in '79 ALCS, an rbi single in game 3 that gave O's 3-2 lead in 7th (followed Al Bumbry's triple)... But Angels came back to win in 9th.

That was his only hit in 3 LCS... He was not eligible for either '69 or '71 ALCS; played in '70; and was eligible but did not play in '73.

WS: Appeared in 5 of 7 games in '79 vs. Pirates, all as pinch-hitter... Made a huge contribution in O's come-from-behind win at Pittsburgh in game 4, driving in the tying and winning runs in the 6-run 7th that overcame a 6-3 Pirates lead.

He batted for Dave Skaggs with bases loaded (and O's down by 1) and pulled a 2-run double to right off Kent Tekulve who had given up an identical blow to John Lowenstein, also a pinch-hitter, 2 batters earlier.

His only previous world series hit was a bizarre one for the Reds in '75 vs. Bosox. In game 6 (the one that belongs to Carlton Fisk) he hit a bounce to Rick Burleson who held the ball until Denny Doyle could cover 2nd... By the time Doyle arrived, it was too late, and "Crow" was credited with a single.

He was 0-for-1 in '70 and was not eligible in either '69 or '71.

TERRY CROWLEY (Cont.)

Last Year in Minors, '77: Led International League in homers (30), despite the fact he was called up to Baltimore on Aug. 12. . . Finished 2nd in I.L. "mvp" vote to Pawtucket's Ted Cox and was picked to league all-star team. . . After coming back to Baltimore, he went 7-for-15 (.467) as a pinch-hitter with 9 rbi.

Orioles, '69-'73: Made his big league debut after being called up to the O's on Sep. 2, '69, and became O's top pinch-hitter in '70. . . Was only rookie to start '70 season for O's.

After a poor spring training in '71, was sent back to Rochester. . . Was recalled in mid-season for 6 weeks (subbing for Tom Shopay who was disabled) and came up again at end of season.

Had best year to that point in '72 when he hit 11 home runs in 67 games. . . In '73, the 1st year of the dh rule, he sometimes platooned with Tommy Davis in that spot (trivia: Terry was O's 1st dh ever, opening day '73). . . Hit a home run in final at bat as an Oriole on Sep. 29, '73, off Cleveland's Tom Timmerman.

Cincinnati, '74-'75: The Reds purchased his contract from Texas in Mar. '74, 3 months after the O's had sold his pact to the Rangers. . . "Crow" was Reds' principal pinch-hitter for the 2 years he was in Cincinnati.

Defensively he played 29 games in '74 and 8 games in '75.

Atlanta/Return to O's, '76: See notation under career stats.

Amateur Background: "Crow" was scouted and signed for the O's by Frank McGowan, Walter Shannon, and the late Joe Torre, Sr. . . He enjoyed an outstanding baseball career at Staten Island's Curtis High and later played baseball at Long Island University.

He is one of several 1st basemen to have made it to the majors from New York City: Lou Gehrig, Frank and Joe Torre, and Joe Pepitone, Mike Fiore, Ed Kranepool, and Curt Belfary (born in Brooklyn) are among the others.

Personal: Terry and his wife, the former Janet Boyle, have 4 children: Karlen (1/19/64), Terry, Jr. (1/2/68), Jimmy (10/16/69), and Karen (8/29/76). "Crow" is a starter on the O's off-season basketball team. He operates a baseball camp in Cockeysville during the summer.

TERRY CROWLEY CAREER PINCH-HITTING RECORD

	Pct.	AB	H	HR	RBI	BB
1969 Baltimore	.000	2	0	0	0	0
1970 Baltimore	.290	31	9	0	2	5
1971 Baltimore	.444	9	4	0	1	3
1972 Baltimore	.211	19	4	0	2	1
1973 Baltimore	.214	14	3	0	1	1
1974 Cincinnati	.208	53	11	0	7	3
1975 Cincinnati	.265	49	13	0	4	6
1976 Atlanta	.000	6	0	0	1	0
1976 Baltimore	.250	16	4	0	2	2
1977 Baltimore	.467	15	7	1	9	1
1978 Baltimore	.342	38	13	0	8	2
1979 Baltimore	.275	40	11	1	6	9
1980 Baltimore	.297	37	11	1	6	6
1981 Baltimore	.286	21	6	0	7	5
Totals	.274	350	96	3	56	44

MAJOR LEAGUE PINCH-HIT LEADERS

1. Manny Mota 150	7. JOSE MORALES 99
2. Smoky Burgess 144	8. TERRY CROWLEY 96
3. Jerry Lynch 116	9. Vic Davalillo 95
4. Red Lucas 114	10. Dave Philley 93
5. Gates Brown 108	11. Elmer Valo 90
6. MIKE LUM 103	11. Ed Kranepool 90

ORIOLE HOME RUN AND RBI RECORDS BY POSITION

Pos.	Player	HR	Year	Pos.	Player	RBI	Year
1B	Jim Gentile	45*(46)	1961	1B	Jim Gentile	139*(144)	1961
2B	Bobby Grich	19	1974	2B	Bobby Grich	82	1974
3B	Brooks Robinson	28	1964	3B	Brooks Robinson	118	1964
SS	Ron Hansen	22	1960	SS	Ron Hansen	86	1960
LF	Boog Powell	39	1964	LF	Boog Powell	94*(99)	1964
CF	Paul Blair	26	1969	CF	Paul Blair	76	1969
RF	Frank Robinson	47*(49)	1966	RF	Frank Robinson	117*(122)	1966
C	Gus Triandos	30†	1958	C	Gus Triandos	78*(79)	1958
DH	Lee May	25	1978	DH	Tommy Davis	83*(89)	1973
						83*(84)	1974

*HR & RBI at that position only. Total HR & RBI for season are in parentheses.

†American League record (tied with Yogi Berra, N.Y., '52 & '56).

RICHARD (RICH) FREMONT DAUER


Born: July 27, '52; 6'0"; 180; Bats, R; Throws, R; Position: 2B-3B.

Birthplace/Residence: Born and raised in San Bernardino, Cal. area. . . Now lives in Cockeysville, Baltimore County.

Contract Status: Signed five-year contract (with option for a sixth year) extending thru '85 season on Dec. 20, '80.

Tenure: Five years, 25 days.

Signed Originally with: Baltimore.



YEAR CLUB	AVG.	G	AB	R	H	2B	3B	HR	RBI	BB	SO	SB	CS	HP
1974 Asheville—1	.328	53	180	30	59	7	0	11	35	13	18	0	0	0
1975 Rochester	.170	18	47	2	8	1	0	0	0	3	3	0	1	0
Asheville	.251	106	374	51	94	13	0	6	44	51	24	5	3	0
1976 Rochester	.336	132	*524	84	*176	26	3	11	78	46	38	2	5	3
Baltimore	.103	11	39	0	4	0	0	0	3	1	3	0	0	1
1977 Baltimore	.243	96	304	38	74	15	1	5	25	20	28	1	0	2
1978 Baltimore	.264	133	459	57	121	23	0	6	46	26	22	0	4	0
1979 Baltimore	.257	142	479	63	123	20	0	9	61	36	36	0	1	1
1980 Baltimore	.284	152	557	71	158	32	0	2	63	46	19	3	2	3
1981 Baltimore	.263	96	369	41	97	27	0	4	38	27	18	0	0	3
M.L. Totals	.261	630	2207	270	577	117	1	26	236	156	126	4	7	10

GWRBI: '79-14; '80-6; '81-4.

* Led league

1—Selected by Baltimore organization in June '74 free agent draft (1st round, regular phase). . . Signed on 6/20/74.

League Championship Series Record

YEAR CLUB, OPP.	AVG.	G	AB	R	H	2B	3B	HR	RBI	BB	SO	SB	CS	HP
1979 Bal. vs. Cal.	.182	4	11	0	2	0	0	0	0	0	1	0	0	0

World Series Record

YEAR CLUB, OPP.	AVG.	G	AB	R	H	2B	3B	HR	RBI	BB	SO	SB	CS	HP
1979 Bal. vs. Pit.	.294	6	17	2	5	1	0	1	1	0	1	0	0	0

Career Highs, Game: Runs—3, eight times, the latest June 30, '80 at Tor; Hits—5, June 2, '80 vs. Mil. at Bal. (ties club record); 4, nine times, the latest May 23, '81 at Det. Home Runs—2, Aug. 24, '81 at Sea. RBI—5, Aug. 24, '81 at Sea.; 4, May 31, '80 at Min.

Hitting Streaks: 11—twice, July 18 thru 29, '78 and July 26 thru Aug. 9, '80.

1981 SEASON/MAJOR LEAGUE CAREER

Summary: Led O's in doubles (27) and strikeout "in-frequency" (see below) and was tops among A.L. qualifiers at 2nd base in fielding percentage. . . Was batting over .300 thru the end of May. . . Reached a late-season high of .284 on Aug. 28, but hit only .226 (30-for-133) the rest of the way. . . Dipped to a low of .255 on Sep. 23, batted .283 (51-for-180) in 1st half & .243 (46-for-189) in 2nd half.

By Month: April-.298 (17-for-57). . . May-.306 (26-for-85). . . June-.211 (8-for-38). . . August-.243 (17-for-70). . . September-.221 (23-for-104). . . October-.400 (6-for-15).

April: By hitting .298 (17-for-57) in April '81, Rich boosted his career average over .200 to .221 (52-for-234). . . Slow starts in the 1st month of the season had become a Dauer tradition.

His 1st April with O's was '77 when he went 0-for-22. . . In '78 he was 3-for-28, and in '79 was 2-for-27 thru 8 games before a sharp rally brought him up to .324 (24-for-74) for the month. However, in '80 he regressed to 8-for-54 (.148) in April.

Strikeouts: Fanned only 18 times in 404 plate appearances, or once every 22.44 trips. This was the 3rd best ratio in the A.L. behind: (1) Mike Hargrove, Cle. (1/24.88) and (2) Dave Stapleton, Bos. (1/22.47). The Cubs' Bill Buckner led the majors, as he did in '80, at 1 strikeout for every 28.31 appearances.

Dauer who led the A.L. in this category in '80 (1/32.5) has struck out only once per every 19.13 plate appearances lifetime (126 K's, 2411 ap-

RICH DAUER (Cont.)

pearances), best ratio in the league. . . Buckner's career figure of 1/23.86 is tops in the majors. . . Among others with outstanding career strikeout ratios: George Brett, K.C. (1/17.55) and ex-Oriole Bob Bailor, N.Y. Mets (1/18.16).

vs. Opponents: Batted .500 (8-for-16) vs. Boston; .340 (16-for-47) vs. Cal.; .400 (8-for-20) vs. Minnesota, and .340 (17-for-50) against the Yankees. . . Hit 2 homers each against both New York and Seattle.

Odds and Ends: Has lifetime average of .262 in Baltimore and .261 on the road, but has hit 19 of his 26 career homers on the road.

FIELDING

Percentage Leader: Led A.L. 2nd basemen in percentage in '81 at .989 (5 errors in 459 chances). . . Has career .988 fielding average at keystone (29 errors in 2512 chances including 201 po & 253 a). . . Though he still has a long way to go, his career percentage is well above the existing major league mark for "highest percentage 10 or more years, or 1000 or more games" both currently held by Bobby Grich (.985).

'80-'81 Streak: Played 76 consecutive errorless games (400 chances) from July 12, '80 until booting a ground ball on Apr. 25, '81. . . It was the 2nd longest streak of his career, 10 games shy of the previous one of '77-'78 (see below). He had made only one miscue over a stretch of 120 games (605 chances) when he committed his 2nd error of '81, on Aug. 16.

Fielding Records, '78: Set 2 one season major league records for 2nd basemen in '78: (1) 86 consecutive errorless games, and (2) 424 consecutive chances without error.

Until he threw a ball away in the final game of '78, he hadn't made an error at 2nd all season. His efforts eclipsed previous marks of the Mets Ken Boswell (85 straight errorless games in '70) and of the late Ken Hubbs, Cubs (418 errorless chances in '62). Ironically, Hubbs, killed in the crash of a plane he was piloting in Feb. '64, was from Rich's home town (Colton, CA).

Rich also broke the A.L. records in those categories, formerly held by Bobby Doerr, Red Sox (73 games and 414 chances, both in '48).

Strangely, Dauer who fielded .998 that year didn't qualify for the percentage title because he played too few games at 2nd (87 played, 108 required).

He had played one errorless game at the end of '77, but his "more than one season" streaks of 87 games and 433 chances fell short of the major league records held respectively by Cincinnati's Joe Morgan-91 ('77-'78) and Baltimore's Jerry Adair-458 ('64-'65). . . He also fell short of Adair's 2 year A.L. record 89 game errorless string.

3rd Base: Appeared in only 4 games at 3rd base in '81 and handled 11 chances without a miscue. . . Lifetime he has erred 15 times in 340 chances over 144 games at 3rd for a percentage of .956.

PREVIOUS MAJOR LEAGUE CAREER HIGHLIGHTS

1980: Enjoyed best overall season. . . Set personal highs in 7 offensive categories including average (.284) and rbi (63); led A.L. in strikeout "in-frequency"; was 2nd in A.L. to Twins' Rob Wilfong in fielding percentage at 2nd base (.991); and his .336 average with men in scoring position (69-for-146) was 2nd on the club.

1979: Tied Eddie Murray for club lead in gwrbi (14). . . Drew 4 of his 36 walks in one game, vs. Oakland on May 8 at Baltimore.

1978: Became a full-time regular on June 12, 1st as a 3rd base substitute for the injured Doug DeCinces, then, when Doug returned, as the O's starting 2nd baseman.

1976-'77: Came up to O's 1st time in Sep. '76 and went 4-for-39 in 11 games. Then, in '77, started as O's regular 2nd baseman, but went 0-for-26 until May 13 and was only 1-for-41 (.024) thru May 31. . . To that point, his career average in majors was .063 (5-for-80).

He also had an 0-for-25 string at Memorial Stadium (including 0-for-5 in late '76) before getting his 1st hit at home on June 11, '77 (off Chicago's Ken Brett). . .

After the 0-for-41 start, Rich batted .278 (73-for-263). . . He recorded his 1st big league hit, in his 1st at bat, on Sep. 11th, '76, a single off Brewers' Jim Colborn at Milwaukee. . . Hit his 1st big league homer at Boston on June 9, '77 off Bill Lee.

MINOR LEAGUE CAREER

Spent only 3 seasons in the minors after jumping directly from the University of Southern California campus to the "AA" Southern League in '74 after being signed by Ray Poitevint.

When the O's picked him 1st in June '74, it was the 4th time he had been selected in the free agent draft. . . Oakland (twice) and Cleveland had tapped him earlier (before he went to U.S.C.).

Rochester '76: Won the International League batting title by hitting safely in his last 2 regular season at bats with an average of .33588, just edging Charleston's Miguel Dilone who hit .33578.

Rich was co-mvp in the I.L. along with shortstop Mickey Klutts of Syracuse and Toledo 1st baseman Joe Lis. . . He was also picked to the league all-star team by vote of fellow players and led the loop in hits (176).

He teamed with Kiko Garcia to provide Wings with top keystone combination and led I.L. 2nd basemen in fielding percentage.

1974-'75: Hit .328 in his rookie pro season as a 3rd baseman at Asheville, but broke left ankle in July after only 53 games and was sidelined rest of year. . .

Started '75 at Rochester, but was sent back to Southern League in May after batting only .170 in 18 games.

AMATEUR BACKGROUND

He played two years at San Bernardino Valley College then transferred to Southern Cal.

U.S.C.: Rich played on two national championship teams ('73 & '74) at U.S.C. (they were fourth and fifth straight for Coach Rod Dedeaux' Trojans). . . While he was there, Rich played with Roy Smalley, Fred Lynn, Steve Kemp and Pete Redfern. . . Senior year, he was a first team all-American and set NCAA one-season records in hits (108), rbi (92) and total bases (181).

He also established U.S.C. standards for homers (15), doubles (24) and runs (70), and his rbi total shattered the old school record of 67 set by Ron Fairly. Rich was selected to the '74 College World Series all-tournament team.

Colton High: He played baseball and football at Colton. . . He also participated in American Legion and Little, Pony and Colt League programs.

PERSONAL

Rich and his wife, the former Chris King of San Bernardino, were married Feb. 1, '75 and are the parents of a daughter, Casey Lynn (3/24/81). The Dauers own a home in Cockeysville, north of Baltimore. . . During the off-seasons, he plays a lot of racquetball; represents the ballclub as an after dinner speaker, and plays on the Orioles winter basketball team.

GEORGE EARL (STORM) DAVIS, JR.


Born: Dec. 26, '61; 6' 4"; 207; Bats, R; Throws, R; Position: P.

Birthplace/Residence: Born in Dallas, Texas. . . Grew up in Jacksonville, Fla., and now lives in near-by Atlantic Beach.

Contract Status: Signed thru '82.

Tenure: None.

Signed Originally with: Baltimore.



YEAR CLUB	W-L	ERA	G	GS	CG	SHO	SV	IP	H	R	ER	BB	SO
1979 Bluefield-1	4-4	3.88	10	10	3	1	0	58	44	34	25	30	54
1980 Miami	9-12	3.52	25	25	7	0	0	151	157	85	59	55	90
1981 Charlotte	14-10	3.47	28	28	6	2	0	187	*215	86	72	65	119
Pro. Totals	27-26	3.55	63	63	16	3	0	396	416	205	156	150	263

*1—Selected by Baltimore organization in June '79 free agent draft (7th round, Baltimore's 6th pick, regular phase). . . Signed on 6/6/79 by Jack Sanford.

* Led league

GEORGE DAVIS, JR. (Cont.)

Pitches: Fastball, curve, slider, and change.

1981: Storm finished 2nd in the Southern League with 14 victories and tied for 3rd with 28 games started. . . Also led Charlotte in shutouts (2), innings pitched (187), and strikeouts (119) while setting career highs in all of the above categories. . . Topped the S.L. with 215 hits allowed.

Won 8 of his 1st 11 decisions, including 5 straight victories from May 16 thru June 6. . . Dropped 5 of his next 7, but finished strong with a 4-2 record in August. . . Had season high of 8 strikeouts vs. Savannah in 1st start of year on Apr. 11. . . Was 4-0 against Columbus.

Pro Career: In '80 topped Miami (51-85) in wins (9) and strikeouts (90). . . Was 7-5 thru June 24, then went 2-7 the rest of the way despite 4 complete games in last 7 starts.

In '79, led Bluefield in strikeouts (54 in 58 innings) and starts (10) and had an 0.45 era. . . Earned all-conference, all-region and team "mvp" honors in all 3 seasons and was all-state as a junior and senior. . . the '79 and '80 seasons.

Amateur Career: Was 42-3 in 3 seasons at University Christian High School (graduated '79). . . Struck out 496 batters in 278 innings and had a 0.45 era. . . Earned all-conference, all-region and team "mvp" honors in all 3 seasons and was all-state as a junior and senior. . . Pitched school to state championship in '78 and '79. . . Never lost a play-off game. . . Named "Amateur High School Player of the Year" by Jacksonville Boys Club and Recreation Department in '79. . . Played 1st base when not pitching.

Was all-conference in football in '76, '77, and '78 and was all-region and team captain in each of last 2 seasons. . . Earned all-state mention as a senior. . . Lettered twice in basketball, voted best defensive player as a senior, and also tied school record for most points in 1 game (31) in '79. . . Also played Little League baseball.

Nickname: George's nickname, "Storm", originated before he was born. While Mrs. Davis was pregnant with George, she was reading a book about a character named Dr. Storm. . . She wanted her son to have the same qualities as the character possessed, thus the nickname.

Personal: His father, George, Sr., now head football and baseball coach at Temple Christian Academy, has coached "Storm" since he was 6 and was his coach in high school. . . His mother is a talk show hostess on WCRJ Radio in Jacksonville.

Attended Florida Junior College in Jacksonville during the off-season and also worked for a construction firm. . . He and his wife, Angie (Angeline Leonara Gay) were married Sep. 6, '80.

JOHN RIKARD (RICK) DEMPSEY

Born: Sep. 13, '49; 6'0"; 184; Bats, R; Throws, R; Position: C.

Birthplace/Residence: Born in Fayetteville, Tenn. . . Grew up and still lives in Southern Cal. . . Now lives in Agoura, Cal.

Contract Status: Signed five year contract in Sep. '78 extending thru '83 season.

Tenure: Nine years, 13 days.

Signed Originally with: Minnesota.



League Championship Series Record

YEAR CLUB, OPP.	AVG.	G	AB	R	H	2B	3B	HR	RBI	BB	SO	SB	CS	HP
1979 Bal. vs. Cal.	.400	3	10	3	4	2	0	0	2	1	0	1	0	0

World Series Record

YEAR CLUB, OPP.	AVG.	G	AB	R	H	2B	3B	HR	RBI	BB	SO	SB	CS	HP
1979 Bal. vs. Pit.	.286	7	21	3	6	2	0	0	0	1	3	0	0	0

92

YEAR CLUB	AVG.	G	AB	R	H	2B	3B	HR	RBI	BB	SO	SB	CS	HP
1967 Sarasota—1	.206	40	102	9	21	4	3	0	9	7	12	1	2	0
1968 Wisc. Rapids	.229	11	35	12	8	2	0	1	6	1	7	0	0	0
Auburn	.293	73	270	48	79	10	7	7	61	23	39	3	0	1
1969 Wisc. Rapids	.364	50	151	35	55	11	2	6	31	25	12	7	1	1
Minnesota	.500	5	6	1	3	1	0	0	0	1	0	0	0	0
1970 Charlotte	.245	105	351	28	86	20	6	4	42	35	66	4	1	1
Minnesota	.000	5	7	1	0	0	0	0	0	1	0	0	0	0
1971 Charlotte	.243	105	338	39	82	16	2	8	47	42	28	3	1	1
Minnesota	.308	6	13	2	4	1	0	0	0	1	1	0	0	0
1972 Minnesota	.200	25	40	0	8	1	0	0	0	6	8	0	0	0
Tacoma—2	.236	48	161	13	38	6	2	3	18	12	27	2	1	1
1973 Syracuse	.248	122	387	53	96	14	4	6	47	55	43	11	4	1
New York (AL)	.182	6	11	0	2	0	0	0	0	1	3	0	0	0
1974 New York (AL)	.239	43	109	12	26	3	0	2	12	8	7	1	0	0
1975 New York (AL)	.262	71	145	18	38	8	0	1	11	21	15	0	0	0
1976 N.Y. (AL) Ballo.—3	.194	80	216	12	42	2	0	0	12	18	21	1	1	2
1977 Baltimore	.226	91	270	27	61	7	4	3	34	34	34	2	3	2
1978 Baltimore	.259	136	441	41	114	25	0	6	32	48	54	7	3	0
1979 Baltimore	.239	124	368	48	88	23	0	6	41	38	37	0	1	0
1980 Baltimore	.262	119	362	51	95	26	3	9	40	36	45	3	1	3
1981 Baltimore	.215	92	251	24	54	10	1	6	15	32	36	0	1	1

M.L. Totals .239 803 2239 237 535 107 8 33 197 245 261 14 10 8

GWRBI: '79-3, '80-2; '81-3.

1—Selected by Minnesota organization in June '67 free agent draft (12th round, regular phase). . . Signed on 6/6/67.

2—Acquired by New York Yankees from Minnesota Twins in deal for outfielder Danny Walton on 10/27/72. Assigned to Syracuse.

3—Acquired by Baltimore Orioles from New York Yankees with pitchers Rudy May, Tippy Martinez, Dave Pagan and Scott McGregor (assigned from Syracuse to Rochester) in deal for pitchers Ken Holtzman, Doyle Alexander and Grant Jackson and catcher Elrod Hendricks on 6/15/76. . . At same time pitcher Jimmy Freeman was assigned outright from Rochester to Syracuse.

Career Highs, Game: (all established with Baltimore) **Runs**—3, three times, the latest June 8, '80 at Cal; **Hits**—4, twice, June 2 and Aug. 15, '78, both at Sea; **Home Runs**—2, Apr. 29, '80 vs. N.Y. at Bal; **RBI**—5, July 16, '80 at Mil; 4, Sep. 9 '79 at Bos.

Hitting Streaks: 9—twice, July 1 thru 16, '80 and Aug. 16 thru 27, '81.

Has logged 15 seasons in pro baseball and has spent at least a part of 13 of those campaigns in the A.L.

'81 Summary: Led major league catchers in fielding percentage at .998 with only 1 error in 420 chances (see catching below) in 90 games. . . Hit .197 (20-for-117) in 1st half and .231 (31-for-134) thereafter. . . Reached season high of .230 on Aug. 30 (40-for-174). . . Best month was August when he batted .283 (17-for-60).

Catching: His lone '81 error was on an errant throw vs. Detroit May 30. Has made only 1 miscue in his last 457 chances spanning 98 games (since a wild throw on Sep. 22, '80).

Has lifetime percentage of .985 (55 errors in 3669 chances with 29 passed balls) in A.L. and has fielded .987 behind the plate (42 errors in 3222 chances including 334 assists) and committed only 26 passed balls since joining O's in mid-June '76.

Has caught 610 games for O's. . . Only Gus Triandos (784) and Andy Etchebarren (715) have caught more in a Baltimore uniform.

Throwing: Tossed out first 9 base stealers to run against him until Twins' Gary Ward succeeded on May 15. . . Was 12-for-17 against the steal thru 1st half, and 14-for-28 thru Sep. 1. . . After that he cut down only 2 of 18. . . Picked off 4 others during the year.

Became the first ever to nip Seattle speedster Julio Cruz twice in a game on Sep. 1. (Steve Stone pitching). . . Cruz went 43-for-51 on the year.

Threw out 4 Angels in 1 game on May 12, '77 at Anaheim (Bobby Grich, Gil Flores, Jerry Remy and Don Baylor) and has tossed out 3 stealers in a game on 6 other occasions for the O's (most recently on June 22, '79 vs. Detroit).

In '79 WS he was credited with 2 caught stealings in 2 attempts, both in game 2 (Bill Madlock and Matt Alexander). . . After that, only 1 Pirate tried to run (Madlock in game 4) and Dave Skaggs threw him out. . . In '79 ALCS, Rod Carew was only Angel to run on Rick and he threw him out (game 1).

Year-by-Year Record for O's:

	SB	CS	TC	Pct.		SB	CS	TC	Pct.
1976	23	21	44	.477	1979	49	41	90	.456
1977	28	36	64	.563	1980	47	34	81	.420
1978	61	48	109	.440	1981	30	16	46	.348
Totals:						238	196	434	.452

93

RICK DEMPSEY (Cont.)

vs. Opponents: Has .325 lifetime average (52-for-160) against the Twins who signed him to his first pro contract... Despite a .200 career average (35-for-175) vs. the Red Sox, he's hit more home runs (6) against them than against any other opponent... Went 6-for-12 vs. the Blue Jays in '81.

CS/WS: Batted a composite .323 (10-for-31) in 10 '79 post-season games... Started 3 of 4 ALCS games and 6 of the 7 in the WS... Dave Skaggs was in the lineup in the 2 post-season games started by Dennis Martinez... Threw out only 3 runners attempting to steal against him (see "Throwing" above).

PREVIOUS ORIOLES CAREER HIGHLIGHTS BY YEAR

1980: Batted .292 (56-for-192) from July 1 thru end of year (66 games) to wind up at .262, matching his best previous average ('75 with Yankees)... Set career highs in hr (9), 2bh (26) and rbi (51).

O's catching combination of Dempsey and Graham contributed 93 rbi (catching only). It was 2nd highest total in club history... '73-103 (Earl Williams-65, Andy Etchebarren-23 and Ellie Hendricks-15).

Rick, Graham and Skaggs amassed 90 assists to tie Texas catchers for league lead... Played 6 games in outfield and 2 at 1b.

1979: Led A.L. catchers in assists (81) and fielded .990 (7 errors in 703 chances)... Was hitting .278 in mid-June, then tailed off to .239 at end of season.

Rick, Dennis Martinez, Ken Singleton and Earl Weaver accompanied a selected group of major league all-stars on a post-season playing tour of Japan.

1978: Batted .293 from June 23rd to end of year... Was hitting only .209 thru June 22, but finished at .259... Had 2 4-hit days at Kingdome... Had a 3-for-4 day with a home run on Aug. 30 off Ron Guidry who was 25-3 with a 1.74 era that year.

1977: Became a major league regular for 1st time and caught in 79 of O's 1st 83 games thru July 8... That night he was hit by a Don Gullett pitch which broke a bone in his left index finger... Came off the disabled list Aug. 21 (Brooks Robinson went on voluntarily retired list to accommodate his return to active roster), but caught only 12 more games the rest of the way.

1976: After joining O's in mid-June shared catching duties with Dave Duncan... Played 3 games in outfield.

YANKEES AND TWINS

Yankees: Spent 1st year in Yankees organization ('73) at Syracuse, but was called up to N.Y. in Sep... In '76 he played 21 games for Yanks including 1st 4 games of season as starting catcher while Thurman Munson recovered from hand injury (but was in lineup as dh).

Twins: Recalled by Twins in Sep. for 3 straight years ('69 thru '71), then started '72 in Minnesota before being assigned to Tacoma (PCL).

Was chosen by Twins in 14th round of June '67 draft and was signed by former Phila. A's pitcher Jesse Flores. Was 2 time all-star selection in Southern League while playing for Charlotte, then a Minnesota farm club ('70-'71)... Was "mvp" in N.Y.-Penn. League in '68.

PERSONAL

Rick's 25-year old brother, Pat, also a catcher, is on A's roster... Pat split '81 between PCL and Eastern League.

Went to Crespi High School in Encino, CA... His parents, George T. Dempsey and the former June Archer, performed on vaudeville circuit... His father also played in the Broadway production of SONG OF NORWAY, after World War II.

Rick is a bit of a thespian himself... Has twice given his famous "Baseball Soliloquy in Pantomime" during rain delays at Fenway Park, most recently in June '80.

He and his wife, the former Johanna DeMatteo, were married Feb. 1, '69... They have 2 sons: John (8/18/71) and Christian Matthew (3/1/78)... The Dempseys are 1 of many current Orioles families who own homes in the Baltimore area... Rick competed in the Superstars competition in Florida in January.

JAMES (JIM) EDWARD DWYER


Born: Jan. 3, '50; 5'10"; 175; Bats, L; Throws, L; Position: OF-1B.

Birthplace/Residence: Born in Evergreen Park, Ill... Raised in nearby Oak Park, Ill... Now lives in Tinley Park, Ill. (southwest of Chicago).

Contract Status: Signed three-year contract in Dec. '80 extending thru '83 season.

Tenure: Seven years, 15 days.

Signed Originally with: St. Louis.



YEAR	CLUB	Avg.	G	AB	R	H	2B	3B	HR	RBI	BB	SO	SB	CS	HP
1971	Cedar Rapids-1	.313	58	201	30	63	6	6	2	15	28	20	3	3	1
1972	Modesto	.325	92	354	87	115	15	*13	9	45	57	53	21	5	6
	Arkansas	.253	44	162	16	41	1	0	2	14	16	23	4	5	0
1973	Tulsa	*.387	87	349	63	135	22	8	1	40	52	53	7	2	4
	St. Louis	.193	28	57	7	11	1	1	0	0	1	5	0	0	0
1974	Tulsa	.336	36	119	20	40	7	2	1	15	29	10	1	1	0
	St. Louis	.279	74	86	13	24	1	0	2	11	11	16	0	0	1
1975	Tulsa	.404	33	109	17	44	8	2	1	17	16	15	1	5	1
	St. L.-Mtl.-2	.272	81	206	26	56	8	1	3	21	27	36	4	1	0
1976	Mil.-N.Y. (NL)-3	.181	61	105	9	19	3	1	0	5	13	11	0	0	0
	Tidewater-4	.192	8	26	0	5	1	0	0	1	4	0	0	0	0
1977	Wichita-5	*.332	130	464	*113*	*154*	*38	12	18	70	108	40	28	13	6
	St. Louis	.226	13	31	3	7	1	0	0	2	4	5	0	0	2
1978	St. L.-S.F.-6-7	.223	107	238	30	53	12	2	6	26	37	32	7	0	1
1979	Boston	.265	76	113	19	30	7	0	2	14	17	9	3	1	1
1980	Boston-8	.285	93	260	41	74	11	1	9	38	28	23	3	2	2
1981	Baltimore	.224	68	134	16	30	0	1	3	10	20	19	0	2	0

A.L. Totals	.264	237	507	76	134	18	2	14	62	65	51	6	5	3	
N.L. Totals	.235	364	723	88	170	26	5	11	65	93	105	11	1	4	

M.L. Totals	.247	601	1230	164	304	44	7	25	127	158	156	17	6	7	
-------------	------	-----	------	-----	-----	----	---	----	-----	-----	-----	----	---	---	--

GWRI: '79-4; '80-7; '81-2.

* Led league.

1—Selected by St. Louis organization in June '71 free agent draft (11th round, regular phase)...

Signed on 6/8/71.

2—Acquired by Montreal Expos from St. Louis Cardinals in deal for infielder Larry Lintz on 7/25/75.

3—Acquired by New York Mets with outfielder Pepe Mangual in deal for outfielder Del Unser and infielder Wayne Garrett on 7/21/76.

4—In three-club deal, Chicago Cubs traded outfielder-first baseman Pete LaCock to Kansas City Royals; the New York Mets sent outfielder Jim Dwyer from Tidewater to Wichita (Cubs' affiliate); and Mets received a player to be named later on 12/8/76... Royals sent outfielder Sheldon Mallory to Tidewater to complete deal on 12/13/76.

5—Released by Chicago Cubs on 9/7/77... Signed by St. Louis Cardinals as a free agent on 9/13/77.

6—Acquired by San Francisco Giants from St. Louis Cardinals on 6/15/78, completing deal in which Cardinals acquired pitcher Frank Riccielli on 10/25/77.

7—Acquired by Boston Red Sox from San Francisco Giants for a player to be named later on 3/15/79... Deal settled with cash on 1/15/80.

8—Played out option with Boston Red Sox and signed three-year contract (re-entry system) with Baltimore on 12/23/80.

Career Highs, Game: Runs-3, three times (all Bos.), the latest Sep. 8 '80 at Cle; Hits-3,

14 times (8 Bos., 3 Mtl., 1 St. L., 2 Bal.) the latest June 5, '81 at Cal. Home

Runs-2, twice, May 21, '80 at Tor. and Sep. 8, '80 at Cle; RBI-4, May 21, '80 at

Tor; 3, Aug. 11, '79 vs. Mil. at Bos.

Hitting Streaks: 7-July 12 thru 18, '80.

ORIOLES '81

Hit .346 (9-for-26) in April, .271 (23-for-85) in 1st half and .143 (7-for-49) in 2nd half... Went 1-for-6 as pinch-hitter and walked in lone appearance as a dh.

Gave Dennis Martinez a 1-0 win with a "sudden death" homer in bottom of 9th off Detroit's Dan Petry Sep. 23... Hit 2 of his 3 homers in that series vs. Tigers. Played all 3 outfield positions and also appeared in 3 games at 1st base.

BIRDS' BIGGEST DEAL

In November-December 1954 the Orioles and Yankees engineered a 17 player deal, one of the biggest in baseball history. General Manager Paul Richards sent the following players to New York: pitchers Mike Blyskal, Don Larsen and Bob Turley; catcher Darrell Johnson, first baseman Dick Kryhoski, shortstop Billy Hunter, and outfielders Ted del Guercio and Jim Fridley... The Birds in turn acquired the contracts of: pitchers Harry Byrd, Jim McDonald and Bill Miller; catchers Hal Smith and Gus Triandos; second baseman Don Leppert, third baseman Kal Segrist, shortstop Willie Miranda and outfielder Gene Woodling.

JIM DWYER (Cont.)

PREVIOUS CAREER HIGHLIGHTS

Red Sox, '79-'80: Set career highs in '80 in avg. (.285), at bats (260), runs (41), hits (74), home runs (9) and rbi (38) despite missing 27 games with injuries.

In '80 he batted .538 (21-for-38) as a dh... Hit 4 home runs in 3 games at Toronto May 19-20-21... Credited with 7 outfield assists in just 121 chances... Was hit in face by Gaylord Perry (Tex.) July 22 and was out for a week... Missed 18 games with back injury in Sep... Hit 8 of his 9 homers on the road and against righthanders... Lone exception in both cases was a Fenway Park home run off Scott McGregor June 28.

In '79, he joined Boston in middle of spring training and went on to be Sox' top pinch-hitter (.318, 7-for-22, 5 rbi), and batted .417 (5-for-12) with men on base.

His 1st hit for Red Sox was 2-run pinch single in 9th to beat Milwaukee Apr. 12, '79. Played 25 games that year at 1st base and 19 in outfield.

National League: Logged all or parts of 6 seasons in N.L. from '73 thru '78 with St. Louis, Montreal, New York and San Francisco... Also did time in the Cubs' organization but did not appear in a big league game for them.

'78, St.L.-S.F.: Started season with Cardinals but was traded to Giants June 15 after batting .215 in 34 games... Hit .225 with Giants in 73 games with 5 gwrbi, 7 steals in 7 tries and 7 outfield assists.

'77, Chi.-St.L.: Acquired by Cubs in Dec. '76 and went to spring training as non-roster player... Spent entire season at Wichita (American Assoc.), won batting title (.332) and led circuit in runs (113), hits (154) and doubles (38)...

Despite that effort, Cubs released him in Sep. and he signed with St. Louis where he appeared in 13 games in the final month of the year. It was his 2nd tour with Cardinals.

'76, Mtl.-N.Y. Mets: Began year with Expos, but hit only .185 in 50 games and was traded to Mets July 21... He was optioned to Tidewater Aug. 27, but recalled Sep. 6.

'75, St.L.-Mtl.: Hit .194 in 31 games for Cardinals before being optioned to Tulsa (American Assoc.) in mid-June... Was traded to Montreal July 25 and played in 60 of Expos' final 69 games, batting .286 with 3 homers and 20 rbi... Batted .478 for Expos during week of July 28 thru Aug. 3 to earn N.L. "player of the week" honors.

'73-'74, St.L.: Made major league debut with Cardinals June 10, '73 at Atlanta... His 1st hit was off Jack Billingham on June 13... Returned to minors in late July.

Started '74 with Cards, was optioned to Tulsa in late April and called up again June 21... Had 3 game winning hits as pinch-hitter that year.

Minors: Was signed for Cardinals by Fred McAlister... Had a career minor league average of .335 (597-for-1784) in 488 games including a .354 (378-for-1067) mark in 294 games at AAA level... Twice won batting crown in American Association: '73-.387, '77-.332... Led California League in triples (13) in '72.

Amateur Background: Played 3 seasons at Southern Illinois University in Carbondale... Earned all-American and NCAA District-4 all-star honors in '70 and was SIU's "mvp" in '71 when he set school records for hits, doubles and triples... He and Duane Kuiper were teammates on the '71 club that went to College World Series finals.

Lettered in baseball at St. Lawrence of Tolentine High in Oaklawn, Ill. (graduated '68)... Selected as all star in baseball '67 & '68 and basketball in '68.

Personal: Received degree in accounting from SIU in '73... Is nephew of former Giants' minor league player Don Dwyer... Hobbies: golf and listening to music.

He and his wife, the former Carol Ann Norton, were married Feb. 18, '72, and are parents of 2 sons: Ryan (10/19/75) and Everett (4/24/80).

MINIMUM SALARY

The minimum major league player salary is \$33,500 for 1982. It will increase to \$35,000 in 1983 and to \$40,000 in 1984.

MICHAEL (MIKE) KENDALL FLANAGAN


Born: Dec. 16, '51; 6'0"; 195; Bats, L; Throws, L; Position: P.

Birthplace/Residence: Born and raised in Manchester, N.H.... Now lives in Cockeysville, Baltimore County and Amherst, N.H.

Contract Status: Signed five-year contract (with option for a 6th year) extending thru '86 season on Feb. 19, '82.

Tenure: Five years, 170 days.

Signed Originally with: Baltimore.



YEAR CLUB	W-L	ERA	G	GS	CG	SHO	SV	IP	H	R	ER	BB	SO
1973 Miami-1	4-1	2.21	11	10	2	1	0	61	39	21	15	25	61
1974 Miami	6-6	2.10	14	14	6	1	0	103	67	32	24	48	119
Asheville	6-4	1.82	11	11	7	*3	0	84	61	19	17	18	62
1975 Rochester	13-4	2.50	27	25	11	4	0	173	155	58	48	56	135
Baltimore	0-1	2.70	2	1	0	0	0	10	9	4	3	6	7
1976 Rochester	6-1	2.12	7	7	6	1	0	51	40	16	12	14	24
Baltimore	3-5	4.13	20	10	4	0	0	85	83	41	39	33	56
1977 Baltimore	15-10	3.64	36	33	15	2	1	235	235	100	95	70	149
1978 Baltimore	19-15	4.04	40	40	*17	2	0	281	271	128	126	87	167
1979 Baltimore	*23-9	3.08	39	38	16	*5	0	266	245	107	91	70	190
1980 Baltimore	16-13	4.12	37	37	12	2	0	251	*278	121	115	71	128
1981 Baltimore	9-6	4.19	20	20	3	2	0	116	108	55	54	37	72
M.L. Totals	85-59	3.78	194	179	67	13	1	1244	1229	556	523	374	769

* Led league • Tied for league lead

1—Selected by Baltimore organization in June '73 free agent draft (7th round, regular phase)... Signed on 6/13/73.

League Championship Series Record

YEAR CLUB OPP.	W-L	ERA	G	GS	CG	SHO	SV	IP	H	R	ER	BB	SO
1979 Bal. vs. Cal.	1-0	5.14	1	1	0	0	0	7	6	6	4	1	2

World Series Record

YEAR CLUB OPP.	W-L	ERA	G	GS	CG	SHO	SV	IP	H	R	ER	BB	SO
1979 Bal. vs. Pit.	1-1	3.00	3	2	1	0	0	15	18	7	5	2	13

All Star Game Record

YEAR CLUB SITE	W-L	ERA	G	GS	CG	SHO	SV	IP	H	R	ER	BB	SO
1978 A.L., S.D.													

(selected, did not appear)

Low-Hitters: Two-Hitter—1, May 23, '78 vs. Det. at Bal; **Three-Hitters**—7, the latest Apr. 30, '81 vs. Tor. at Bal; **Four-Hitters**—6, the latest Apr. 25, '81 vs. Bos. at Bal.

Strikeout Highs: 13—twice, Sep. 27, '77 vs. Det. at Bal. and June 30, '78 vs. Bos. at Bal; 12—Aug. 15, '79 vs. Chi. at Bal. (12 inn.).

Winning Streaks: 8—Aug. 9 thru Sep. 13, '79; 6—three times, the latest May 31 thru June 22, '78.

Pitches: Fastball, curve, slider, and change.

1981 SEASON

Enjoyed good 1st half, but an arm injury in August marred his 2nd half and snapped a string of 157 consecutive starts (hadn't missed a start since June '77).

Was 7-4 with 3.61 era (13 g, 87.1 ip, 73 h, 35 er) in the 1st half and 2-2 with a 5.97 era (7 g, 28.2 ip, 35 h, 19 er) after play resumed.

Early Season: Lost his 1st 2 starts, but then won 6 of his next 7 from Apr. 25 thru May 23... During this stretch he blanked Toronto twice, threw 3 complete games and compiled a 2.14 era (47 ip, 14 er) to lower his seasonal era to 3.10 (61 ip, 21 er). He was 6-3 at that point.

Incurred stiffness in his throwing arm after blanking Blue Jays May 14, but didn't miss a start.

Late Season: In his last 11 starts, starting May 27, Mike went 3-3 with 5 no decisions and a 5.97 era (55 ip, 33 er)... Upon returning from his injury he went 0-1 in 3 starts before concluding the year on a high note by beating the Yankees on October 4 (last day of season), 5-2.

Injury: Tore muscle in his left forearm Aug. 23 at Oakland on a strikeout pitch to Cliff Johnson in 3rd inning... Came out of that game after the 4th and did not pitch again for 26 days... Felt pain when throwing curves and changeups.

MIKE FLANAGAN (Cont.)

Home Cooking: Was 6-2 at home and 3-4 on the road... Lifetime at Memorial Stadium he's 46-22 with a 3.32 era (632 ip, 233 er). On the road he's 39-37 with a 4.26 era (613 ip, 290 er).

By Month: April: 2-2, 2.70, 4 gs... May: 4-1, 3.96, 6 gs... June: 1-1, 4.34, 3 gs... August: 1-1, 5.40, 3 gs... Sep.: 0-1, 9.72, 3 gs... Oct.: 1-0, 2.57, 1 gs.

vs. Opponents: His win on Oct. 4 was his 1st vs. Yankees since Aug. 12, '78... He had lost 5 straight to the Bombers in the interim, and, immediately prior to that, had won 5 in a row against New York.

That was his lone decision in '81 vs. the Yankees against whom he is 7-7 lifetime.

He continued his dominance over Toronto with a pair of complete game shutouts in 2 starts—Apr. 30 at Bal., a 4-0 3-hitter and May 14 at Toronto, a 10-0 5-hitter. He used only 78 pitches in the latter, believed to be a club record... Is 8-0 vs. Blue Jays at Memorial Stadium lifetime with an 0.88 era (71 ip, 7 er, 3 sho)... Overall, he's 12-4 against Toronto with a 2.58 era (132.2 ip, 38 er) and 4 shutouts.

Extended win streak vs. Minnesota to 9 with a 3-2 win in Baltimore May 5, his only '81 appearance against the Twins... Last lost to Twins May 29, '77 to Dave Goltz... He is 9-2 lifetime.

Was 2-0 vs. Oakland in 3 starts, beating Mike Norris May 19 and Rick Langford June 10... Has won 11 of his last 12 against the A's since Langford beat him on Aug. 3, '77... His only loss in that period was to Matt Keough on Sep. 4, '80... Is 8-0 lifetime at Oakland Coliseum.

See records vs. each opponent on page 27.

Therapy: At conclusion of '80 season Mike was examined by both Dr. B. Stanley Cohen of Baltimore's Sinai Hospital and Dr. Arthur Pappas, team physician for the Red Sox... They diagnosed Mike's problem as a "tired arm", and prescribed a continuing physical therapy and weight program designed to increase arm strength. Teammate Dave Ford is on a similar program.

1981 & CAREER

Last 4 & 5 Years: In the last 4 seasons only K.C.'s Dennis Leonard (1013 ip, 136 gs) has pitched more innings or started more games than Mike (914 ip, 135 gs)... In that period only the Yankees' Ron Guidry has won more games (71 to 67).

Over the last 5 seasons (starting '77) Mike with 82 wins trails only Leonard and Guidry (87 wins each) in the A.L.

O's All-Time Lists: Ranks 6th in 5 O's lifetime categories: wins (85), losses (59), strikeouts (769), innings (1244) and shutouts (13).

Singleton Homers: Since Mike made his big league debut on Sep. 5, '75 Ken Singleton has hit 130 homers, 44 of them in games pitched by Flanagan (34%)... In '81 Ken hit only 2 home runs on Mike's behalf (Apr. 30 vs. Tor. & Aug. 23 vs. Oak.), but in '79 it was 15 of 35 and in '80, 7 of 24.

Move to 1st: Mike caught 5 runners leaning the wrong way in '81 (including 3 officially scored as caught stealing) and has picked off 27 runners in the last 4 seasons.

Overall, from '78 thru '81, only 38 of 76 runners attempting to steal while Mike was on the mound have succeeded. For the sake of comparison, base-stealers in '81 had a 62% success rate.

ORIOLES CAREER HIGHLIGHTS BY YEAR

1980: Hampered thru much of the year by a sore left arm, Mike nevertheless won 16 games... He was 12-8 on Aug. 6 after winning 4 in a row (longest win streak of year) with 11 complete games in 25 starts, but after that was just 4-5 with 1 complete game in 12 starts.

His shoulder problems began in earnest on June 27... See "Therapy" above.

1979: Led majors with 23 wins and earned the A.L. Cy Young Award, (the O's have won 6 Cys in last 13 years)... He tied for A.L. lead in shutouts (5) and was among the leaders in 6 other categories.

On July 7 Mike was 10-6 but had a 4.05 era... In his last 18 starts, he went 13-3 with a 2.22 era, 10 complete games... In one stretch from Aug. 8 thru Sep. 13 he won 8 in a row (in 8 starts).

He credited much of his '79 success to the development of a change-up taught to him by Scott McGregor.

Cy Young & Other Honors: Mike was landslide winner of the BBWAA award, capturing 26 1sts and 2 2nds among the 28 ballots cast for a total of 136 points (5-3-1 point system)... He was only pitcher named on all ballots and finished well ahead of New York southpaws Tommy John (1 1st, 51 points) and Ron Guidry (1 1st, 26 points).

In addition, he was named A.L. "pitcher of the year" by *The Sporting News* by vote of fellow players and was named the top lefthander on *TSN's* A.L. All-Star team. Was also selected the outstanding lefthander on both the A.P. and U.P.I. A.L. All Star teams.

Mike finished 6th (highest ranking pitcher) in the A.L. "mvp" voting, was named as "graduate of the year" by both the Junior American Legion and Babe Ruth programs, and received the Clark Griffith Memorial Award for outstanding achievement by the Washington, D.C. Touchdown Club.

CS/WS: Started game 2 of the ALCS and, after yielding a 1st inning homer to Dan Ford, became beneficiary of 9 Orioles runs which gave him a 9-1 lead after 3 innings. In the 8th he still led by 6 but failed to retire any of the 1st 3 batters and was relieved by Don Stanhouse who was ineffective but got the job done. The Angels trailed only 9-8 and had bases loaded in 9th when Brian Downing bounced into a game-ending force.

Mike pitched the world series opener and went the route for a 5-4 win. Again he was treated to a big cushion (O's scored 5 in 1st). Pirates had tying runs on 3rd when game ended.

Started game 5 in Pittsburgh and was down by 2-1 in the 6th when removed for a pinch-hitter... Pirates roughed up 3 successors and won 7-1 with Mike getting the loss.

He was 1 of 5 relief pitchers to work for the O's in the 9th inning of game 7.

1978: Was 11-4 thru June 22 and had gone 24-6 since the previous June 27, but was hampered by a severe case of tendinitis in his left ankle the 2nd half of the season and went just 8-11 the rest of the way.

Won his 17th game on Aug. 26 (only Guidry with 18 had more in the majors at the time)... Needed only 3 wins in final 8 starts to reach 20, but lost that bid on the last day of the season when Detroit beat him.

Had distinction of being 1 of only 3 pitchers to beat Guidry (along with fellow lefties Mike Willis and Mike Caldwell)... Was selected to A.L. pitching staff for all star game in San Diego but did not work.

Near No-Hitter-'78: On Sep. 26, '78 at home, Mike nearly became 5th O's pitcher to toss a no-hitter... Instead he became the 6th Baltimore hurler deprived of one in the 9th inning (Bob Turley-'54, Don Ferrarese-'56, Dave McNally and Mike Cuellar-both '69 and Jim Palmer-'73).

Mike came closer than the other 5... He had 2 down in the 9th when Cleveland's Gary Alexander homered into the low rows of the right field seats... He then gave up singles to Alfredo Griffin and Duane Kuiper and Stanhouse came on to preserve the win.

On 2 earlier occasions in '78 he flirted with no-hitters: July 13 vs. Min. (5.1 hitless innings) and Aug. 21 vs. Oak. (6.1 hitless).

1977: Started the season 2-8 but from June 27 on won 13 of 15 decisions, including his last 6 in a row.

1975-76: Made his big league debut on Sep. 5, '75 at home vs. the Yankees with no decision, then started for the 1st time on Sep. 28 at Yankee Stadium in final game of year and lost 3-2 to Larry Gura.

Started '76 with O's but was 0-3 in 10 appearances when he was sent back to Rochester July 2... Returned to Baltimore on Aug. 11 after going 6-1 for Red Wings, but dropped 2 more decisions... Was 0-5 lifetime when he broke into win column with 6-hit 7-1 victory over Royals on Sep. 1, '76.

MINOR LEAGUE CAREER/AMATEUR BACKGROUND

Minors: Was 35-16 in 3+ minor league seasons and 19-5 in a season and a half at Rochester... Was selected as International League's top lefty in '75.

Signing: Was Baltimore's 7th pick in June '73 draft. Would undoubtedly have been chosen earlier except for elbow problems that developed originally in high school... Was signed by John Stokoe who was convinced his arm was again sound.

Was drafted earlier by Houston in '71, but opted instead to go to the University of Massachusetts (at Amherst).

MIKE FLANAGAN (Cont.)

College: Was 12-1 in 2 years at U. of Mass., and led Yankee Conference in wins (9), strikeouts (89) and era (1.72) as a sophomore... That year ('73) in 1 game he hit 3 homers, fanned 15 batters and pitched a 1-hitter against U. of Maine in the regional tournament... Played the outfield while not pitching for the Minutemen.

Mike was a starting guard on U. of Mass. freshman basketball team that was 18-1. Once played against Julius Erving in a frosh-varsity scrimmage.

High School/Other: Played 4 years of baseball and basketball at Memorial High in Manchester (graduated '71)... The school won 2 state titles in each sport while he was there... Once fanned 31 batters in an extra inning game... Holds New Hampshire schoolboy record for most points scored in a state tournament championship game (44) and was selected as 1 of New Hampshire's 5 best high school basketball players in the 70s...

His prospects took a downward turn in summer of '70 when he came out of an American Legion Junior World Series game at Klamath Falls, Oregon with a sore elbow... Didn't pitch his senior year, but resumed mound career in Cape Cod (summer) League and at U. of Mass.

Once pitched in Fairbanks, Alaska during a Babe Ruth League tournament.

Personal: Mike's father, Edward, was a pitcher (late 40s, early 50s) in the Red Sox system, and his grandfather, Edward, Sr., signed a pro contract in 1913... Hobbies: hunting and fishing.

He and his wife, the former Kathy Walsh, were married Jan. 14, '77... Kathy is also from Manchester but didn't know Mike when they were growing up... They own a home in Cockeysville (Baltimore County), but spend much of their off-seasons in Amherst, N.H. (near Manchester) where they built a house in '79.

DARNELL (DAN) GLENN FORD


Born: May 19, '52; 6'1"; 185; **Bats, R; Throws, R; Position:** OF.

Birthplace/Residence: Born and raised in Los Angeles, Cal... Now lives in Anaheim, Cal.

Contract Status: Signed for 5 years in '79... Contract extends thru 1983.

Tenure: Seven years.

Signed Originally with: Oakland.



YEAR	CLUB	AVG.	G	AB	R	H	2B	3B	HR	RBI	BB	SO	SB	CS	HP
1971	Burlington, IA—1	.267	107	397	75	106	21	4	14	80	48	85	12	6	12
1972	Burlington, IA	.354	72	246	55	87	15	4	18	61	36	45	9	4	5
1973	Tucson	.292	128	465	80	136	21	12	14	70	56	105	16	5	6
1974	Tucson—2	.273	115	428	62	117	11	9	12	65	46	82	16	6	3
1975	Minnesota	.280	130	440	72	123	21	1	15	59	30	79	6	7	5
1976	Minnesota	.267	145	514	87	137	24	7	20	86	36	118	17	6	10
1977	Minnesota	.267	144	453	66	121	25	7	11	60	41	79	6	4	10
1978	Minnesota—3	.274	151	592	78	162	36	10	11	82	48	88	7	7	5
1979	California	.290	142	569	100	165	26	5	21	101	40	86	8	5	3
1980	California	.279	65	226	22	63	11	0	7	26	19	45	0	1	2
1981	California—4	.277	97	375	53	104	14	1	15	48	23	71	2	2	5

M.L. Totals .276 874 3169 478 875 157 31 100 462 237 566 46 32 40

GWRBI: '80-0, '81-4

1—Selected by Oakland organization in June '70 free agent draft (1st round, regular phase)

2—Acquired by Minnesota from Oakland on 10/23/74 along with pitcher Dennis Myers in deal for 1st baseman Pat Bourque

3—Acquired by California from Minnesota on 12/4/78 in deal for 1st baseman Ron Jackson and catcher Danny Gooden

4—Acquired by Baltimore from California on 2/1/82 in deal for 3rd baseman Doug DeCinces and pitcher Jeff Schneider

League Championship Series Record

YEAR	CLUB, OPP.	AVG.	G	AB	R	H	2B	3B	HR	RBI	BB	SO	SB	CS	HP
1979	Cal. vs. Bal.	.294	4	17	2	5	1	0	2	4	0	0	0	0	0

Career Highs, Game: Runs—4, July 1, '75 vs. Cal. at Min.; Hits—5, Aug. 10, '79; at Cal. 4-6 times, latest Aug. 21, '81 vs. Cle. at Cal.; Home Runs—2, 5 times, latest 4/8/79 at Sea.; RBI—6, May 15, '76 vs. Cal. at Cal.

1981 SEASON

Played in 97 of Angels' 110 games after being restricted to 65 (of 160) the year before while recuperating from knee surgery.

Batted .290 (60-for-207) with 12 homers and 32 rbi in 52 1st half games... In the 2nd season he hit .262 (44-for-168) with 3 home runs and 16 rbi in 45 games. Reached a 2nd half high of .294 (75-for-255) Aug. 22.

Hit 11 of his 15 homers against righthanders... His final home run of the year, vs. Toronto at Anaheim off Paul Mirabella on Sep. 25, was the 100th of his career. It was also the only homer he hit in his final 34 games of the season.

By Month: April-.264 (19-for-72), 5 hr, 11 rbi, 19 g... May-.286 (28-for-98), 4 hr, 12 rbi, 24 g... June-.351 (13-for-37), 3 hr, 9 rbi, 9 g... August-.250 (20-for-80), 2 hr, 12 rbi, 19 g... Sep.-Oct.-.273 (24-for-88), 1 hr, 4 rbi, 26 g.

Bats & Brawls (& Gatefolds): It was a busy, sometimes turbulent year for Dan both on and off the field... He was a principal in 2 on-field fights; was suspended for 3 days for using a corked bat and in July was featured on the Playgirl Magazine "gatefold" attired in his birthday suit.

After hitting a 2-run homer off Mike Norris at Oakland Apr. 29, Ford was crossing home plate when he noticed A's catcher Mike Heath inspecting his bat for cork... A tug-of-war ensued, causing both benches to empty.

On Aug. 23 after going 7-for-9 with 2 doubles, 2 homers and 7 rbi the 2 previous nights against Cleveland (at Cal.), Dan was plunked in the ribs by the Tribe's John Denny, precipitating a 15 minute melee.

Then, during a game at Cleveland Sep. 4, Dan grounded out off Len Barker and as a piece of his bat chipped off, revealing to umpires Marty Springstead and Dallas Parks, the presence of an illegal substance (cork) inside... The incident cost Dan a fine and an enforced 3 day vacation.

'81 AND PREVIOUS CAREER HIGHLIGHTS

vs. Opponents: Hit 10 of his 15 homers and batted .298 (62-for-208) against the eastern division in '81... Two of his home runs came at the O's expense (off Steve Luebber and Jim Palmer)... He went 6-for-15 (.400) vs. the Yankees and batted .500 (19-for-38) with 3 homers and 10 rbi in 11 games against the Indians.

Lifetime, he's batting .309 (84-for-272) vs. the A's and .302 (67-for-222) against the Angels... His 15 home runs vs. Oakland and 44 rbi against Cleveland are career highs.

Defense: Has been an outfielder exclusively... In 828 games afield, he has committed 50 errors in 1779 chances for a .972 percentage... Has 40 assists. Played mostly in center for the Twins as a rookie in '75, but has been stationed in right most of the time since then.

Angels, '79: Set career highs in avg. (.290), runs (100), hits (165), home runs (21) and rbi (101) in '79 while helping Angels to their 1st division title ever... Was one of three 100 rbi producers on the club that year (with Don Baylor-139 and Bobby Grich-101). Led California with 13 sacrifice flies...

Had 4 rbi in the game against the Royals that clinched the division title on Sep. 25, '79... Batted .340 (16-for-47) as a starter, with 3 homers and 14 rbi that month as the Angels fought off K.C.... Hit his lone major league grand slam on June 8 at Anaheim off Detroit's John Hiller.

Was A.L. "player of the week" Aug. 6-12 with a .519 average (14-for-27), 3 doubles, a triple, a home run and 6 rbi... During that 7 day period, he tied an Angels record with 8 consecutive hits (Aug. 8 & 10), enjoyed his only 5 hit day in the majors and hit for the cycle in the same game (Aug. 10 vs. Seattle at Cal., 5-for-7, 1 single, 2 doubles, 1 triple and 1 home run off Mike Parrott)... In one 4-game span (Aug. 7-11), he went 13-for-18, raising his average to .301, his highest ever that late in the season.

ALCS: Homered in the 1st inning of both games 1 and 2 at Baltimore (off Jim Palmer and Mike Flanagan), and led the Angels in average (.294), homers (2), and rbi (4) in the 4 game ALCS.

Surgery: On Nov. 5, '79, underwent surgery (performed by Dr. Lewis Yocum) for removal of torn cartilage in his right knee.

Angels, '80: Didn't play in any spring training exhibitions, but was in right field on opening day and contributed a double and home run... However, by late May his average was down to .220 (26-for-118) and it was obvious that his knee needed more time to heal.

DAN FORD (Cont.)

He was disabled on June 3 and did not return to active duty until Aug. 5. Shortly after his return, he put together a 16-game hitting streak (Aug. 14 thru Sep. 4), the longest of his career, and in the 33 games he played after coming off the "dl", he batted .343 (37-for-108) with 5 homers and 16 rbi.

Twins, '75-'78: Became a regular at Minnesota (primarily as a centerfielder) in June '75 and ultimately earned Twins' "rookie of the year" honors (by vote of Twin Cities BBWAA). . . Was named to the Topps' major league rookie all-star team outfield along with Fred Lynn and Jim Rice.

Had two 4-hit days, connected for 3 home runs and a double in a twin bill against Texas July 4, and led the Twins in home runs in both '75 (15) and '76 (20).

In '76 he moved over to rightfield. Had a career high 6 rbi against the Angels at Anaheim May 15. . . In '77 he was batting only .221 on June 27 (48-for-217) after 70 games, then hit .309 the rest of the way (73-for-236) in 74 games.

In '78 he ranked 2nd in the A.L. in triples with 13 to Rod Carew's 16, and had 57 extra-basehits, but was no better than 3rd on his own team in that category. Carew had 68 and Lyman Bostock 62.

Oakland: Was signed by Oakland scout Phil Pote after the A's had picked him in 1st round of June '70 draft. . . Batted .290 and averaged 14.5 homers in his 4 minor league seasons in the A's system. . . Trained with the "big club" in the spring of '74.

Led the Pacific Coast League in outfield assists (16) in '72 and was picked to the Midwest League all-star team in '71.

Personal: Served in U.S. Army. . . Graduated from John C. Fremont High School in L.A. ('70). . . Has attended Southwestern C.C. in Chula Vista, CA and Mesa, AZ C.C. Hobbies: fishing, hunting, golf and camping. . . Nickname: "Disco Dan".

He and his wife, the former Patricia Sneed, were married Nov. 5, '71. . . The Fords have 2 children: Danny, Jr. & Kimberly.

DAVID (DAVE) ALAN FORD


Born: Dec. 29, '56; 6'4"; 200; Bats, R; Throws, R; Position: P.

Birthplace/Residence: Born, raised, and still lives in Cleveland, Ohio.

Contract Status: Signed thru '82.

Tenure: Two years, 100 days.

Signed Originally with: Baltimore.



YEAR CLUB	W-L	ERA	G	GS	CG	SHO	SV	IP	H	R	ER	BB	SO
1975 Bluefield—1	3-3	3.12	7	7	4	0	0	52	50	23	18	16	33
Miami	1-0	2.25	2	2	1	1	0	12	8	3	3	4	7
1976 Charlotte	17-7	2.50	27	27	19	4	0	212	188	76	59	31	121
1977 Rochester	9-14	4.81	30	28	11	1	0	176	205	104	94	43	96
1978 Rochester	11-6	3.81	25	25	7	1	0	156	173	81	66	30	74
Baltimore	1-0	0.00	2	1	0	0	0	15	10	0	0	2	5
1979 Rochester	6-5	3.55	15	15	4	0	0	109	110	55	43	25	63
Baltimore	2-1	2.10	9	2	0	0	2	30	23	7	7	7	7
1980 Baltimore	1-3	4.26	25	3	1	0	1	70	66	34	33	13	22
1981 Baltimore	1-2	6.53	15	2	0	0	0	40	61	33	29	10	12
Rochester	1-0	1.50	1	1	0	0	0	6	6	1	1	1	1
M.L. Totals	5-6	4.01	51	8	1	0	3	155	160	74	69	32	76

1—Selected by Baltimore organization in June '75 free agent draft (1st round, regular phase). . . Signed on 6/17/75.

Low-Hitters: Four-Hitter—1, Apr. 18, '80 vs. Chi. at Bal. (only M.L. complete game).
Longest Relief Stint: 7 innings, May 16, '81 at Min; 6.2 innings—twice, the latest Aug. 25, '80 at Sea.

Strikeout Highs: 4—twice, the latest Aug. 25, '80 at Sea.

Pitches: Fastball, knuckle curve, slider, and change.

1981 SEASON

Bothered by a sore right shoulder (diagnosed as atrophy of the shoulder muscles) for the 2nd year in a row, Dave was limited to 15 appearances, only 2 of them starts. . . He appeared in his last game on Sep. 9 and then began an extensive physical therapy program administered by Red Sox' team physician Dr. Arthur Pappas who had previously worked with Mike Flanagan.

Pitched his best game and earned his only victory May 16 at Minnesota when he relieved an ailing Steve Stone in 3rd inning with a 3-0 lead and blanked the Twins on 4 hits over the last 7 innings (winning 7-0). That was also his longest stint of the season.

Was optioned to Rochester Aug. 20 to accommodate Stone's return to the roster from the disabled list, but was recalled Sep. 1.

Started on May 24' at Detroit (no decision) and again on June 4 at Yankee Stadium when he lost to Gene Nelson, 12-3.

PREVIOUS CAREER

1980: Had 2 long stretches of inactivity totaling 55 days after June 2nd because of his shoulder. . . Did not have a decision after May 27 (in last 14 appearances).

1979: Recalled from Rochester July 24 when Tim Stoddard went on disabled list. Was 1-0 as a starter (vs. Twins Aug. 27) and beat Yankees Aug. 4 in relief of Stone. . . Saved 2 wins for McGregor. . . Was not eligible for post-season play.

1978 (Scoreless Innings): Dave joined O's Sep. 1 along with Sammy Stewart and Stoddard to help the club over a stretch calling for 5 games in 3 days against the White Sox.

In his big league debut Sep. 2, he started vs. Chicago and pitched 7-hit shutout ball for 8.1 innings before Tippy Martinez came on to save Dave's 1-0 win. In his other appearance, he worked 6.2 innings of scoreless relief vs. Milwaukee on Sep. 14 to extend his scoreless innings string to 15. The streak ended in the 1st inning of his 1st '79 appearance (at 15.2), falling 2.1 innings short of the club record for scoreless innings at the start of a career (18), set by Tom Phoebus in '66.

Minors: Was signed by Dave Ritterpusch and Bob Engle. . . Though he was used primarily in relief in the majors, 107 of 109 minor league outings were in a starting role. . . He walked an average of only 1.87 batters per 9 innings in 4½ seasons in the O's farm system.

Was promoted to AA Charlotte in '76 after only a half season as a pro and was named the Southern League's "pitcher of the year". . . He led that circuit in wins (17), innings (212), strikeouts (121), complete games (19), and tied in shutouts (4).

Amateur Background: Dave signed with the O's after his graduation from Cleveland's Lincoln-West High in '75. . . He hurled a 2-hitter while fanning 14 in winning the Cleveland high school title game. . . Won 21 of 23 decisions in high school.

Was all-state in baseball his senior year and *Cleveland Plain Dealer* all-scholastic in both baseball and basketball. . . Was an all-state honorable mention in basketball and averaged 19 points per game in 2 varsity seasons.

Played Little League, American Legion and Connie Mack Baseball.

Personal: Dave and his wife, the former Gina Gayle Rini, were married Feb. 14, '81.

DANIEL (DAN) JAY GRAHAM

Born: July 19, '54; 6'1"; 212; Bats, L; Throws, R; Position: C-3B.

Birthplace/Residence: Born in Ray, Arizona. . . Grew up and still lives in nearby Winkelman (south-east of Phoenix). Spent the off-season in Cockeysville (Baltimore County).

Contract Status: Signed thru '82.

Tenure: 1 year, 164 days.

Signed Originally with: Minnesota.



DAN GRAHAM (Cont.)

YEAR CLUB	Avg.	G	AB	R	H	2B	3B	HR	RBI	BB	SO	SB	CS	HP
1975 Wis. Rapids—1	.273	54	154	12	42	8	2	4	27	19	43	0	0	0
1976 Reno	.320	132	482	96	154	26	7	*29	*115	102	121	3	1	3
1977 Tacoma	.258	84	306	44	79	11	1	12	51	33	70	5	1	4
Orlando	.284	45	155	27	44	10	1	8	36	14	46	0	0	1
1978 Toledo	.277	135	458	67	127	20	2	23	85	62	109	2	2	2
1979 Minnesota	.000	2	4	0	0	0	0	0	0	0	0	0	0	0
Toledo—2	.213	119	403	48	86	19	2	9	55	54	78	1	0	1
1980 Rochester—3	.346	16	52	10	18	3	0	4	12	4	6	2	0	0
Baltimore	.278	86	266	32	74	7	1	15	54	14	40	0	0	0
1981 Baltimore	.176	55	142	7	25	3	0	2	11	13	32	0	0	0
M.L. Totals	.218	143	412	39	99	10	1	17	65	27	72	0	0	0

GWRB: '79-Tol. 5; '80-Roch. 2; Bal. 5; '81-Bal. 1.

* Led league

1—Selected by Minnesota organization in June '75 free agent draft (5th round, regular phase). Signed on 6/9/75.

2—Acquired by Rochester (Baltimore organization) from Toledo (Minnesota organization) in deal for infielder Tom Chism on 12/7/79.

3—Contract purchased from Rochester on 5/6/80.

Career Highs, Game: Hits—4, May 14, '80 vs. Tex. at Bal; **Home Runs**—2, Aug. 23, '80 at Oak; **RBI**—6, July 21, '80 (second game) at Min; 4, twice, July 22, '80 at Min. and Aug. 23, '80 at Oak.

Hitting Streaks: 6—twice (both in '80).

1981 SEASON

Was hitting a respectable .263 (15-for-57) on May 17 after 18 games, but after that hit only .118 (10-for-85) in 37 games over the rest of the season. Batted .218 (19-for-87) with 2 homers, and 8 rbi in 31 1st half games, then batted only .109 (6-for-55) during the 2nd half with no homers and 3 rbi in 24 games.

Was 0-for-8 as a pinch-hitter and batted .095 (2-for-21) as a dh. . . . Went 0-for-24 in an 8 game stretch from Aug. 15 thru Sep. 4. His 2 home runs were hit off Francisco Barrios (Chi.) at Baltimore Apr. 27 and off Fergie Jenkins at Texas on May 9.

Had a .406 success rate vs. the stolen base, having thrown out 13 of 32 runners. This was somewhat better than the league average against the steal (.379).

Spent a month this fall playing with O's entry in the Florida Instructional League.

'81 AND PREVIOUS CAREER HIGHLIGHTS

vs. Opponents: Despite off year, Dan went 4-for-7 (.571) against Cleveland, and hit well, for the 2nd straight season, against both Texas (.333, 3-for-9) and Minnesota (.300, 3-for-10). . . . In 2 A.L. seasons he has compiled a .444 average (16-for-36) vs. the Rangers and has batted .364 (12-for-33) vs. the Twins (see "Minny Series" below).

Defense: In '81 he appeared in 40 games behind the plate (162 chances, 138 po, 20 a, 4 e, .975). . . . Also had 7 passed balls, 2nd only to Jim Sundberg's 8. Played 4 games at 3rd base and erred once in 8 chances.

In '80 he caught in 73 games (including 71 starts) and played 3rd in 9 games including 5 starts. . . . This was the first time he'd caught in a regular season game in 5 years. . . . Started pro career as a catcher in '75 & '76, but played 1st and 3rd exclusively the next 3 seasons.

'80, Baltimore: Dan (53 rbi, 15 hr) and Rick Dempsey (40 rbi, 9 hr) combined for 93 rbi plus 24 home runs as catchers. . . . The only other season that Orioles' catchers have driven in more runs was '73 when the trio of Earl Williams (65), Andy Etchebarren (23) and Ellie Hendricks (15) had 103.

Hit only .229 (24-for-105) with 4 homers and 11 rbi in 35 games before the all star break, then batted .311 (50-for-161) in the 2nd half with 11 homers and 43 rbi.

Tied with Oakland's Jeff Newman for 3rd in homers among A.L. catchers behind: Detroit's Lance Parrish (24) and Boston's Carlton Fisk (18).

"Minny Series": In 3 games at Minnesota July 21st, 22nd, 23rd, Dan went 6-for-11 with 2 home runs (including a slam off Geoff Zahn on the 21st) and 13 rbi. That climaxed a stretch of 7 games (July 15 thru 23) in which he amassed 19 rbi, all on the road.

Odds and Ends: Homered off Milwaukee's Lary Sorensen in his 1st at bat as an Oriole for his 1st major league hit on May 10. . . . Hit .333 (23-for-69) with runners in scoring position. . . . Had a 2 homer game (both off Brian Kingman) on Aug. 23 at Oakland.

'80 Rochester: After batting .348 (8-for-23) for the O's in spring training, he was cut late and assigned to Rochester Apr. 3. . . . In 16 games for the Wings he batted .346 (18-for-52) with 4 homers, and was promoted to Baltimore May 6. . . . Dave Skaggs was designated for assignment (eventually sold to California) to make room on the roster.

1979: Struggled all year at plate in the International League, but was called up by Twins on June 4, went 0-for-4 in 2 games, and was sent back to Toledo on June 15. Led I.L. for 2nd year in a row in intentional walks (13). . . . He had 19 in '78.

Early Career: Dan was signed for the Twins by Jess Flores, Sr. . . . Was 2nd in the International League in rbi (85) and 3rd in homers (23) in '78. . . .

Was named California League "mvp" and "rookie of the year" in '76 when he topped the loop in homers (29), rbi (115) and total bases (281), and was the all star catcher.

Amateur Background: Dan attended Mesa (AZ) Community College for one year and La Verne (CA) College for 2. . . . Earned all-conference and all-American honors at both schools. . . . He also played football at La Verne.

He played baseball, football and basketball at Hayden High School in Winkelman, AZ (graduated '72). . . . Was all-conference in baseball and football, and all-state in baseball senior year.

Personal: His father, Ed, was a pitcher in the Pittsburgh organization from '50-'53. . . . Hobby: landscaping. He and his wife, the former Ann Matthews, were married Feb. 6, '81 and are the parents of an infant daughter, Melissa Ann (2/5/82).

Non-Roster Player

ROSS ALBERT GRIMSLEY, II


Born: Jan. 7, '50; 6' 3"; 200; **Bats,** L; **Throws,** L; **Position:** P.

Birthplace/Residence: Born in Topeka, KS. . . . Grew up in Memphis, TN. . . . Has lived in Towson, MD since late 70's.

Contract Status: Free agent with Orioles. . . . Has contract that extends thru '83.

Tenure: 10 years, 84 days.

Signed Originally with: Cincinnati.



YEAR CLUB	W-L	ERA	G	GS	CG	SHO	SV	IP	H	R	ER	BB	SO
1969 Sioux Falls—1	9-4	2.80	18	13	7	2	1	103	84	38	32	34	97
1970 Indianapolis	11-8	*2.73	29	28	8	4	0	188	140	65	57	59	162
1971 Indianapolis	6-0	2.95	6	6	3	1	0	43	31	15	14	8	40
Cincinnati	10-7	3.58	26	26	6	3	0	161	151	67	64	43	67
1972 Indianapolis	1-1	4.05	4	4	0	0	0	20	26	9	9	15	9
Cincinnati	14-8	3.05	30	28	4	1	1	198	194	73	67	50	79
1973 Cincinnati—2	13-10	3.24	38	36	8	1	1	242	245	96	87	68	90
1974 Baltimore	18-13	3.07	40	39	17	4	1	296	267	111	101	76	158
1975 Baltimore	10-13	4.07	35	32	8	1	0	197	210	95	89	47	89
1976 Baltimore	8-7	3.94	28	19	2	0	0	137	143	66	60	35	41
1977 Baltimore—3	14-10	3.96	34	34	11	2	0	218	230	105	96	74	53
1978 Montreal	20-11	3.05	36	36	19	3	0	263	237	103	89	67	84
1979 Montreal	10-9	5.36	32	27	2	0	0	151	199	102	90	41	42
1980 Montreal—4	2-4	6.37	11	7	0	0	0	41	61	31	29	12	11
Cleveland	4-5	6.72	14	11	2	0	0	75	103	63	56	24	18
1981 Charleston	1-1	3.27	4	4	0	0	0	22	25	10	8	6	9
Cleveland—5-6													
A.L. Totals	54-48	3.92	151	135	40	7	1	923	953	440	402	256	359
N.L. Totals	69-49	3.63	173	160	39	8	2	1056	1087	472	426	281	373
M.L. Totals	123-97	3.77	324	295	79	15	3	1979	2040	912	828	537	732

* Led league

1—Selected by Cincinnati Reds in Feb. '69 free agent draft (secondary phase).

2—Acquired by Baltimore from Cincinnati on Dec. 4, '73 with catcher Wally Williams in deal for outfielder Merv Rettenmund, infielder Junior Kennedy and catcher Bill Wood.

3—Granted free agency (re-entry system) Oct. 10, '77. . . . Signed by Montreal Expos on Dec. 21, '77.

4—Acquired by Cleveland from Montreal on July 11, '80 in deal for infielder Dave Oliver.

5—Released by Cleveland on Aug. 13, '81.

6—Invited to Baltimore '82 spring training camp as free agent.

ROSS GRIMSLEY, II (Cont.)

League Championship Series Record													
YEAR CLUB OPP.	W-L	ERA	G	GS	CG	SHO	SV	IP	H	R	ER	BB	SO
1972 Cin. vs. Phil.	1-0	1.00	1	1	1	0	0	9	2	1	1	0	5
1973 Cin. vs. N.Y.	0-1	12.27	2	1	0	0	0	3.2	7	5	5	2	3
1974 Bal. vs. Oak.	0-0	1.69	2	0	0	0	0	5.1	1	1	1	2	2
L.C.S. Totals	1-1	3.50	5	2	1	0	0	18	10	7	7	4	10

World Series Record													
YEAR CLUB OPP.	W-L	ERA	G	GS	CG	SHO	SV	IP	H	R	ER	BB	SO
1972 Cin. vs. Oak.	2-1	2.57	4	1	0	0	0	7	7	2	2	3	2

All-Star Game Record													
YEAR CLUB SITE	W-L	ERA	G	GS	CG	SHO	SV	IP	H	R	ER	BB	SO
1978 N.L., S.D.													

Did Not Play

Low-Hitters: Three-Hitters-6 (2 Bal, 4 Mtl), the latest Sep. 11, '78 vs. St. L. at Mtl; Four-Hitters-9 (1 Cin, 5 Bal, 3 Mtl), the latest Aug. 27, '78 at S.F.

Strikeout Highs: 9, twice, July 14, '74 at Chi. & Apr. 29, '75 vs. Det. at Bal; 8, twice, June 13, '72 vs. Phil. at Cin. & May 3, '74 at Cal.

Winning Streaks: 6, June 14 thru July 10, '74; 5, twice, the latest Apr. 9 thru May 3, '78.

LIFETIME WON-LOST RECORDS vs. EACH OPPONENT

American League							National League		
W-L	SHO	ERA	IP	H	ER		W-L	SHO	
Bal.	—	—	—	—	—		Atl.	5-6	0
Bos.	2-3	1	4.06	62	59	28	Chi.	7-3	2
Cal.	3-5	—	4.14	67.1	79	31	Cin.	0-2	0
Chi.	3-4	—	5.02	57.1	58	32	Hou.	9-6	1
Cle.	7-5	1	3.45	109.2	104	42	L.A.	1-5	0
Det.	6-3	—	5.06	89	104	50	Mtl.	3-1	0
K.C.	2-5	1	4.92	60.1	65	33	N.Y.	7-5	1
Mil.	3-5	—	4.33	60.1	63	29	Phi.	4-5	0
Min.	6-3	1	3.03	62.1	65	21	Pit.	6-5	1
N.Y.	8-4	1	2.90	127.1	134	41	St.L.	12-4	1
Oak.	6-4	1	3.48	77.2	74	30	S.D.	8-4	2
Sea.	2-0	—	2.02	26.2	17	6	S.F.	7-3	0
Tex.	3-6	—	4.63	89.1	98	46			
Tor.	3-1	1	3.55	33	33	13			
Totals	54-48	7	3.92	923	953	402		69-49	8

Pitches: Fastball, change, curve, slider.

MONTREAL/CLEVELAND, '78-'81

'81, Cle.: Did not appear in a game for Indians... Pulled muscle in rib cage on last day of spring training and went on 21 day disabled list... Then, was sent to Charleston on 21 day rehabilitation assignment. Recalled to Cleveland May 26. Was released outright on Aug. 13.

'80, Mtl/Cle.: Experienced his worst pro season. Had combined 6-9 record with 6.59 era and a yield of 164 hits in 116 innings with Expos & Indians... Won his first 3 decisions with Cleveland and 4 of his first 6.

Montreal, '78-'79: Became first 20-game winner in Montreal franchise history in '78... Was 1 of 2 N.L. 20-game winners along with Gaylord Perry (21), and ranked 2nd to Phil Niekro in complete games (19 to 22)... Won his 20th on last day of season...

Elected Expos' "player of the year", and "player of the month" for both April (4-0, 1.41 era) and August (4-1, 2.08 era) and was also the N.L.'s "pitcher of the month" in April... Selected as Tennessee's top pro athlete for '78.

Won his 1st 5 decisions and was 10-2... Then went 2-6 before compiling an 8-3 record over the last 2 months... Defeated everybody but Cincinnati... Expos were shutout in 4 of his losses.

In '79 he was 8-4 after 18 starts (thru July 3), then failed to win any of his next 7 starts and went to the bullpen on Aug. 10... Earned his 1st lifetime decision in relief when he beat Pirates on Sep. 24 to vault Expos into 1st place temporarily.

★ ★ ★

ORIOLES, '74-'77

O's 4 Year Totals: 50-43, 3.67 era, 1 sv, 137 g, 124 gs, 41 cg, 7 sho, 848 ip, 850 h, 377-346 r-er, 232 bb, 341 so.

Went 9+ innings 6 times and was 2-1 with 3 no decisions... Longest outing was 14 innings vs. Yankees on Sep. 11, '74... O's won in 17 on Boog Powell single with Buck Jackson getting the win at Baltimore (1st of 2)... (Also went 10 innings once with Reds in '72).

106

Relieved in 13 games over 4 years but had no decisions... His lone save in that period was against Tigers on Aug. 5, '74 for Doyle Alexander.

Pitched 7 shutouts, including 4 in '74 (3 of those were 1-0 wins).

vs. New York: Is 8-4 with a 2.90 era lifetime against Yankees... Has beaten them 5 times without a defeat since losing to Catfish Hunter on Apr. 12, '76, and is 7-1 vs. N.Y. since losing 3 of his 1st 4 career decisions (thru 6/23/75).

Was 4-1 vs. N.Y. in '76 and all 5 decisions were against Hunter... O's were 11-6 against Bombers in games Grimsley started... He twice went 9+ innings but was not a pitcher of record in either though O's won both: 14 ip on 9/11/74 and 10.1 ip on 5/21/77.

1974: Was 5-7 in mid-June in 1st year with O's but went 13-6 thereafter. Gave up 21 homers in 1st half, but only 5 in 2nd... Completed 8 of 9 starts from June 9 thru July 14 and won 6 straight from June 14 thru July 10.

O's Shutout Record: Started O's record string of 5 straight shutouts on Sep. 2 with a 3-hit 1-0 win over Boston... Came within one inning of extending the record to 6 shutouts in a row on Sep. 7... Took a 3-0 lead into 9th inning vs. Cleveland, but Charlie Spikes hit a 2-run homer which also snapped the A.L. record consecutive innings streak at 54 (see page 166 for more details)... However, he won the game 3-2.

Tough in Stretch: During the O's 28-6 streak that brought them from 4th place, 8 games back on Aug. 28 to the A.L. east title 5 weeks later, Ross was 4-1, and the O's were 8-1 in games he started... His only loss in that span was by 1-0 to Gaylord Perry (Cle.).

1975: Was 1-8 then went 9-5 from June 14 on... Had 39 chances without error to lead A.L. pitchers in fielding.

1976: Started out 1-4, but went 7-3 from June 27 to the end... Was most effective pitcher in A.L. against lefthanded batters, holding them to a composite .150 average... Threw only 8 "gophers" compared to 26 in '74 and 29 in '75.

His best effort was vs. Boston on Sep. 25 when he pitched a 4-hitter but lost 1-0 to Luis Tiant on a home run by Dewey Evans.

1977: Was 9-4 before the all-star break and 5-6 after... Gave up 24 home run balls.

★ ★ ★

CINCINNATI, '71-'73

Averaged 12 wins a year in 3 seasons at Cincinnati... Hurlled 3 shutouts as a rookie in '71... Won the '72 western division clincher, beating Houston on Sep. 22... Opened both '71 and '72 campaigns at Indianapolis before being called up to Reds.

LCS/WS

Pitched a 2-hitter in 4th game of '72 NLCS to beat Pirates, 7-1, and keep the Reds alive (Reds went on to win game 5 and the pennant)... Both of the hits were by Roberto Clemente including a home run...

In the '72 World Series he lost as a starter in game #2, 2-1, to Oakland, but earned victories in relief in both games 5 & 6... Pitched in the final game of the series (won by the A's) but wasn't a pitcher of record.

Started and lost game 3 of the '73 NLCS to the Mets.

In '74 LCS vs. Oakland, he relieved twice and gave up only 1 hit and 1 run in 5.1 innings... He saved game 1 for Mike Cuellar (was not credited officially with save but, by today's rules he qualified), and relieved Mike again in the decisive 4th game won by Oakland... Pitched 4.1 innings after coming on with O's behind 1-0 (Cuellar didn't allow a hit in 4.2 innings, but walked 9 and forced in a run with a base on balls). Ross gave up only 1 hit, the A's only safety of the game (an rbi double by Reggie Jackson that gave A's 2-0 lead... They ultimately won 2-1).

Amateur Background/Personal: Pitched for Memphis Junior American Legion team that won national championship in 1968... Attended Jackson State Community College in Jackson, TN...

His father, Ross Sr., pitched briefly for the Chicago White Sox in 1951... He and his wife, the former Brenda (Byrd) Worrell, were married Feb. 12, '72... They have 2 children, Patrick (1/13/73) and Natalie Nicole (8/13/80).

107

DRUNGO LARUE HAZEWOOD


Born: Sep. 1, '59; 6'3"; 210; Bats, R; Throws, R; Position: OF.

Birthplace/Residence: Born in Mobile, Ala....Grew up and still lives in Sacramento, Ca.

Contract Status: Signed thru '82.

Tenure: 24 days.

Signed Originally with: Baltimore.



YEAR CLUB	AVG.	G	AB	R	H	2B	3B	HR	RBI	BB	SO	SB	CS	HP
1977 Bluefield-1	.186	50	140	21	26	4	3	4	21	20	54	10	7	0
1978 Miami	.242	111	372	41	90	14	3	8	46	33	119	7	5	3
1979 Charlotte	.231	122	398	60	92	11	2	21	64	55	*137	9	3	4
1980 Charlotte	.261	142	499	80	130	16	6	28	80	74	*177	29	9	1
1981 Rochester	.094	18	64	5	6	0	0	1	6	5	22	0	0	0
Charlotte	.282	105	340	63	96	13	2	19	55	80	97	17	8	1
M.L. Totals	.000	6	5	1	0	0	0	0	0	0	4	0	0	0
Pro. Totals	.242	554	1818	271	440	58	16	81	272	267	610	72	32	9

GWRBI: '80-Char.-10, Bal. 0; '81-Char.-8; Roch.-0.

* Led league

1—Selected by Baltimore organization in June '77 free agent draft (1st round, regular phase)... Signed on 6/19/77.

1981: Drungo started the season with Rochester but was assigned to Charlotte on May 2 after batting just .094 (6-for-64) in 18 games....Despite playing in only 105 games for the O's, finished 2nd on the club with .282 average and led Charlotte with 80 walks (7th in league), both career bests....Was also 3rd on the O's with 19 homers and has now hit 69 homers in last 3 seasons.

Batted .375 (38-for-88) in 27 game span from July 22 thru Aug. 17 to raise average from .255 to .304....Primary cause for the streak was a shortened batting stroke as he hit just 4 homers but drove in 21 runs and walked 29 times....Slumped at the end of the season with just 1 hit in last 20 at bats....Hit grand slam homer vs. Knoxville on June 11.

1980: Was selected as an outfielder on the Southern League all-star team at season's end....Broke own club record with 28 home runs (mark was broken again by Willie Royster in '81), and was 2nd in the S.L....Also led Charlotte in rbi (80) and gwrbi (10) and set career highs for games (142), at bats (499), runs (80), hits (130), doubles (16), triples (6), and stolen bases (29)....Topped the S.L. with 177 strikeouts.

Was recalled by Baltimore at the conclusion of the S.L. playoffs and made his major league debut Sep. 19 as a pinch-runner vs. Toronto....Appeared in 6 games total and was 0-for-5....Played that winter for Minnie Mendoza at Indios in the Columbian League.

1979: After hitting just 12 homers combined in his 1st 2 professional seasons, homered 21 times to set a Charlotte club record (also matched by Dan Logan) and finished in a 4-way tie for 2nd in the Southern League....Was the league leader with 137 strikeouts.

Pro Career: Signed by Bob Zuk after being the 17th player in the nation drafted in '77....Finished 2nd on the Miami club in homers (8) in '78 and raised his average 56 points over his '77 performance....Was 2nd in the Florida State League with 119 strikeouts.

Played in the Florida Instructional League after each of his 1st 3 pro seasons.

Amateur Background: Played baseball, basketball, and football at Sacramento High School (graduated '77)....Was voted "athlete of the year" as a senior as well as "most valuable lineman" in football and basketball "mvp"....Was also chosen to Hall of Fame football and basketball all-star teams....Signed a letter of intent to play football at the University of Southern California....Played Little League, Babe Ruth League, and American Legion baseball.

Personal: Is 1 of 10 children....Single.

108

JOHN LEE LOWENSTEIN


Born: Jan. 27, '47; 6'1"; 180; Bats, L; Throws, R; Position: OF-3B.

Birthplace/Residence: Born in Wolf Point, Mont....Grew up in Southern California....Now lives in Las Vegas, Nev.

Contract Status: Signed four-year contract in Oct. '78, extending thru '82.

Tenure: Ten years, 161 days.

Signed Originally with: Cleveland.



YEAR CLUB	AVG.	G	AB	R	H	2B	3B	HR	RBI	BB	SO	SB	CS	HP
1968 Waterbury-1	.000	3	2	0	0	0	0	0	0	0	1	1	0	0
Reno	.328	48	164	22	53	8	2	7	38	22	42	8	3	1
1969 Reno	.284	26	67	7	19	4	2	1	11	11	13	5	1	1
1970 Wichita	.295	108	369	69	109	15	6	18	52	59	64	10	10	3
Cleveland	.256	17	43	3	11	3	1	1	6	1	9	1	0	0
1971 Wichita	.320	37	125	27	40	8	0	8	24	24	30	4	3	2
Cleveland	.186	58	140	15	26	5	0	4	9	16	28	1	5	0
1972 Cleveland	.212	68	151	16	32	8	1	6	21	20	43	2	4	0
1973 Cleveland	.292	98	305	42	89	16	1	6	40	40	23	5	3	0
1974 Cleveland	.242	140	508	65	123	14	2	8	48	53	85	36	17	2
1975 Cleveland	.242	91	265	37	64	5	1	12	33	28	28	15	10	0
1976 Cleveland-2	.205	93	229	33	47	8	2	2	14	25	35	11	8	0
1977 Cleveland-3	.242	81	149	24	36	6	1	4	12	21	29	1	8	0
1978 Texas-4	.222	77	176	28	39	8	3	5	21	37	29	16	3	2
1979 Baltimore	.254	97	197	33	50	8	2	11	34	30	37	16	4	1
1980 Baltimore	.311	104	196	38	61	8	0	4	27	32	29	7	3	0
1981 Baltimore	.249	83	189	19	47	7	0	6	20	22	32	7	6	1
M.L. Totals	.245	1007	2548	355	625	96	14	69	285	308	425	118	71	6

GWRBI: '79-3; '80-5; '81-4.

1—Selected by Cleveland organization in June '68 free agent draft (18th round, regular phase)... Signed on 6/13/68.

2—Acquired by Toronto Blue Jays from Cleveland Indians in deal for outfielder Rico Carty on 12/6/76....Reacquired by Indians from Blue Jays in deal for infielder Hector Torres on 3/29/77.

3—Acquired by Texas Rangers from Cleveland with pitcher Tom Buskey in deal for outfielder Willie Horton and pitcher David Clyde on 2/28/78.

4—Contract purchased by Baltimore Orioles from Texas for \$20,000 waiver price on 11/27/78.

League Championship Series Record

YEAR CLUB, OPP.	AVG.	G	AB	R	H	2B	3B	HR	RBI	BB	SO	SB	CS	HP
1979 Bal. vs. Cal.	.167	4	6	2	1	0	0	1	3	2	2	0	0	0

World Series Record

YEAR CLUB, OPP.	AVG.	G	AB	R	H	2B	3B	HR	RBI	BB	SO	SB	CS	HP
1979 Bal. vs. Pit.	.231	6	13	2	3	1	0	0	3	1	3	0	0	0

Career Highs, Game: Runs—3, three times (1 Tex; 2 Cle.), the latest May 6, '78 at N.Y.; **Hits**—4, twice (both with Cle.), June 24, '73 at Mil. and Sep. 24, '74 vs. Mil. at Cle.; **Home Runs**—2, Sep. 5, '81 vs. Oak. at Bal.; **RBI**—6, July 24, '79 (second game) vs. Sea. at Bal; 5 (with Cle.), June 24, '74 at N.Y.; 4, twice (both with Cle.); **Stolen Bases**—4, June 16, '74 vs. Min. at Cle.

Hitting Streaks: 12—Apr. 16 thru 30, '74.

In 3 years with the Orioles, John has batted .271 (158-for-582), some 33 points higher than his .238 career average with Cleveland and Texas prior to his arrival in Baltimore.

1981 SEASON

John batted .269 in 1st half (25-for-93) and .229 (22-for-96) in the 2nd....He was still hitting a respectable .270 on Sep. 8, then went 6-for-37 (.162) without an rbi in his last 18 games.

Had his 1st 2-homer game in majors Sep. 5 at Baltimore (both off A's Rick Langford....see "vs. Opponents" below). His 12th inning single off Renie Martin gave O's "sudden death" win over K.C. at Baltimore in the "2nd opener" Aug. 10.

By Month: April-.194 (6-for-31), 0 hr, 3 rbi, 13 g....May-.278 (10-for-36), 2 hr, 4 rbi, 23 g....June-.346 (9-for-26), 1 hr, 5 rbi, 9 g....August-.229 (8-for-35), 1 hr, 5 rbi, 13 g....Sep.-Oct.-.230 (14-for-61), 2 hr, 3 rbi, 25 g.

109

JOHN LOWENSTEIN (Cont.)

'81 AND PREVIOUS CAREER HIGHLIGHTS

vs. Opponents: Batted .361 (13-for-36) with 2 homers and 6 rbi in 11 games vs. Oakland in '81. . . Hit 2 homers off Rick Langford Sep. 5. . . Earlier in season, on May 19 at Baltimore, John was beamed in 6th inning by Mike Norris, a blow that shattered his glasses. An inning later, however, John came up again against Norris, stroked a single, went to 2nd on a balk and came around to score the ultimate winning run on a DeCinces' single.

Lifetime, he's done his best work against the Brewers. . . His .297 career average (97-for-327), 10 homers and 49 rbi vs. Milwaukee all represent career highs.

Fielding: His lone '81 error occurred on Sep. 29, ending a string of 92 consecutive errorless games dating back to Aug. 29, '80. . . He handled 104 chances last year and fielded .990.

Has committed just one error in each of his 3 Baltimore seasons (had exactly 132 chances in both '79 and '80). . . That's 3 boots in 368 chances for a .992 percentage.

Fence Busting/Injuries: Since joining O's, John has made frequent contact with outfield fences, and on 3 occasions has been sidelined with injuries as a result, once in '79 and twice in '80. . . Two of the collisions required time on the disabled list.

Sprained tendons in right hand while batting on Sep. 24, '80 and missed last 12 games of season.

PREVIOUS O'S CAREER HIGHLIGHTS BY YEAR

1980: Despite 3 injuries that sidelined him for a total of 6 weeks, John had a very good year: (1) batted over .300 for 1st time in career. . . (2) Led O's in batting with men on 2nd & 3rd (.349, 16-for-46). . . (3) had a .408 on-base percentage (93-for-228), best on the club. . . (4) batted .417 as a pinch-hitter (5-for-12), and (5) was responsible for getting the winning run across 4 times in the 7th inning or later (coming from behind or a tie).

1979: Hit 11 homers, 2nd highest total of career and was 2nd on club in steals with 16 in 20 attempts. . . Had 13 of his 34 rbi vs. Mariners.

"3's": On July 21 vs. the Angels at Baltimore he did everything in 3's. . . Played all 3 outfield positions, walked 3 times, and had a 3-base hit that drove in 3 runs.

Grand Slams/RBI: Hit his 2nd career slam on July 24th off Seattle's Odell Jones at Baltimore, went 3-for-5 and drove in 6 runs, a career high. . . His previous bases loaded homer was hit at Yankee Stadium while he was with the Indians, on June 24, '74, off Mike Wallace. . . John drove in 5 runs in that game.

ALCS/WS: John was the hero of ALCS game 1 when, in his 1st post-season game ever, he hit a 3-run pinch-hit homer in the bottom of the 10th off John Montague to give the O's an instant 6-3 win at Baltimore. . . It was the 1st home run by a pinch-hitter in ALCS history. . . He played in all 4 games and started 2.

John appeared in 6 world series games and was a starter in 3, but his major contribution was as a pinch-hitter in game 4. The O's trailed 6-3 in the 8th inning at Pittsburgh, but John initiated a 6-run rally with a 2-run pinch-double off Pirate reliever Kent Tekulve, and the Birds went on to win 9-6.

EARLY CAREER

Cleveland: He was signed originally for Cleveland by former Oriole Bob Nieman. . . Had never played a regular season game outside the Indians' organization until after he was traded to Texas in '78. This, despite the fact, that he was acquired by Toronto in Dec. '76. . . The Blue Jays traded John back to Cleveland during spring training the following March.

His best year in 8 with Cleveland (2 partial, 6 full) was '73 when he hit .292, but his most productive was '74. That season he set career highs in 7 categories including runs (65), hits (123), rbi (48) and steals (36). . . His stolen base total was 3rd highest in A.L. . . In '75 he set a career high in homers with 12 including one in each of 3 consecutive games May 25, 27, 28.

He batted exactly .242 three times in a 4 year span ('74, '75, '77). . . Once scored from 2nd on a long fly ball (by Buddy Bell), on May 21, '77.

Texas-'78: Though listed as an outfielder, he played more games at 3rd base (25) than in the outfield (16).

Minors: Missed most of his 2nd pro season because of a 6-month tour of active duty with the U.S. Marine Corps. . . Was an all-star 3rd baseman in the American Association in '70.

Amateur Background: Was 2nd team NCAA (college division) all-American choice in '68 as a shortstop at U. of California, Riverside. . . Also played short at Norte Vista High in Riverside. . . Played basketball and football as well.

Played in Little League and Babe Ruth programs. . . Once had 16 rbi and 4 home runs (2 with bases loaded) in a Little League game.

Personal: Hobbies: golf, camping, hunting, wilderness hiking, fishing, skiing, racquetball and tennis. . . Has been actively involved in Nevada state programs for teenage alcohol and drug abuse. . . Holds a B.A. degree with a major in anthropology from U. of Cal. Riverside.

John and his wife, the former Barbara Schlotfeldt, were married on Feb. 11, '71.

JOSE DENNIS MARTINEZ


Born: May 14, '55; 6'1"; 185; **Bats, R; Throws, R; Position: P.**

Birthplace/Residence: Born and raised in Granada, Nicaragua. . . Now lives in Randallstown, Baltimore County.

Contract Status: Signed five-year contract extending thru '86 on Oct. 6, '81.

Tenure: Five years, 26 days.

Signed Originally with: Baltimore.



YEAR CLUB	W-L	ERA	G	GS	CG	SHO	SV	IP	H	R	ER	BB	SO
1974 Miami—1	15-6	2.06	25	25	10	4	0	179	124	48	41	53	162
1975 Miami	12-4	2.51	20	20	9	3	0	145	125	54	42	35	114
Asheville	4-1	2.80	6	6	4	1	0	45	45	16	13	12	18
Rochester	0-0	5.40	2	0	0	0	0	5	7	4	3	0	4
1976 Rochester	*14-8	*2.50	25	23	*16	1	0	180	148	64	50	50	*140
Baltimore	1-2	2.57	4	2	1	0	0	28	23	8	8	8	18
1977 Baltimore	14-7	4.10	42	13	5	0	4	167	157	86	76	64	107
1978 Baltimore	16-11	3.52	40	38	15	2	0	276	257	121	108	93	142
1979 Baltimore	15-16	3.67	40	*39	*18	3	0	*292	279	129	119	78	132
1980 Baltimore	6-4	3.97	25	12	2	0	1	100	103	44	44	44	42
Miami—2	0-0	0.00	2	2	0	0	0	12	3	1	0	5	7
1981 Baltimore	*14-5	3.32	25	24	9	2	0	179	173	84	66	62	88
M.L. Totals	66-45	3.64	176	128	50	7	5	1042	992	472	421	349	529

* Led league * Tied for league lead

1—Signed by Baltimore organization as an undrafted free agent on 12/10/73.
2—On rehabilitation assignment, July 1-10, 1980.

League Championship Series Record

YEAR CLUB OPP.	W-L	ERA	G	GS	CG	SHO	SV	IP	H	R	ER	BB	SO
1979 Bal. vs. Cal.	0-0	3.24	1	1	0	0	0	8.1	8	3	3	0	4

World Series Record

YEAR CLUB OPP.	W-L	ERA	G	GS	CG	SHO	SV	IP	H	R	ER	BB	SO
1979 Bal. vs. Pit.	0-0	18.00	2	1	0	0	0	2	6	4	4	0	0

Low-Hitters: Two Hitters—3, the latest Sep. 6, '78 vs. Bos. at Bal; **Three-Hitters**—5, (2 in '81), the latest Sep. 23, '81 vs. Det. at Bal; **Four-Hitters**—5, the latest July 15, '79 at Sea.

Strikeout Highs: 10—Aug. 3, '78 vs. Mil. at Bal; 9—June 6, '79 vs. K.C. at Bal.

Winning Streaks: 10—Apr. 22 (first game) thru June 20, '79; 6—Aug. 24 thru Sep. 23, '81.

Pitches: Fastball, curve, slider, and change-up.

DENNIS MARTINEZ (Cont.)

1981 SEASON

Dennis Martinez' fortunes which had declined noticeably during the year and a half from mid-'79 thru the end of the '80 season (he was 11-18 in that period) took a sharp upward turn in '81.

He tied for the major league lead in wins (14) with Oakland's Steve McCatty and Mike Norris, Milwaukee's Pete Vuckovich and Cincinnati's Tom Seaver. . . It was the 3rd straight year an Oriole had led the majors (or tied) in victories: Mike Flanagan-23 in '79 and Steve Stone-25 in '80 were outright leaders.

Also led the O's in won-lost percentage (.737, 14-5), starts (24), innings (179), strikeouts (88) and complete games (9).

Additionally led all major league pitchers in putouts, assists and total chances—see "Fielding" below.

Shared A.L. "pitcher of the month" honors in September (4-1, 7 starts) with K.C.'s Larry Gura.

Home: Was 8-0 at Baltimore (6-5 on road) and has now won 9 straight at Memorial Stadium since Gaylord Perry beat him for the Yankees on Aug. 16, '80. . . Had a 2.27 era (91 ip, 23 er) in Baltimore compared to 4.40 (88 ip, 43 er) on the road.

Lifetime he is 35-22 (.614) with a 2.93 era (544 ip, 177 er) in Baltimore. . . In other parks it's 4.41 (498 ip, 244 er), and 31-23 (.574).

Dennis has pitched all 7 of his career shutouts at Memorial Stadium.

1st/2nd Halves: Was 7-3 in 1st half with 3.42 era (73.2 ip, 81 h, 25 er) and 7-2 in the 2nd with a 3.25 era (105.1 ip, 92 h, 38 er).

Win Streaks: Won 6 straight decisions (Aug. 26 thru Sep. 23) and 5 in a row (Apr. 29 thru May 20). . . His career high is 10 from Apr. 22 thru June 20, '79.

Masterpieces: Dennis threw 2 3-hit shutouts, beating Chisox on Aug. 15, 4-0 and the Tigers 1-0 (on Jim Dwyer's 9th inning homer) on Sep. 23 (despite 7 walks). . . Both games were played at Baltimore.

However, his most impressive performance perhaps was at Yankee Stadium on June 3 when he pitched 10 shutout innings, allowing only 3 hits. It was a scoreless tie until Tippy came on to start the 11th and gave up a 2-run homer to Graig Nettles.

Bottle Incident: While waiting for the game to be called because of rain at Chicago on Apr. 22, Dennis was hit in the head by a beer bottle in front of the O's dugout and sustained a 4-stitch cut. The man who threw the missile was immediately arrested and the 23-year old student from a Chicago suburb was ultimately charged and convicted of battery. He was sentenced to serve 26 weekends in jail, to pay room and board for the use of the cell and he was also placed on probation for a year. Dennis pitched the next day (in relief).

Fielding: Dennis' reputation as a fine fielder was enhanced by the fact that he led all major league pitchers in putouts (20), assists (44) and chances accepted (64, not including 2 errors).

He'd previously led the A.L. in chances in both '78 (78) and '79 (85) and in assists in '78 (51).

'81 & ORIOLES CAREER

vs. Opponents: Was 2-0 vs. both Chisox and Twins and 3-1 against the Angels in '81.

Chicago: . . . The day after he was hit with a bottle at Comiskey Park he failed to retire any of 5 batters faced and was charged with 5 runs (4 er) in relief of starter Scott McGregor during the Chisox' 18-5 rout of the O's.

After that Dennis faced the Sox twice as a starter in Baltimore, was 2-0, and didn't allow a run in 17.1 innings (Apr. 29 & Aug. 15).

Oakland . . . Has never lost to the A's against whom he is 5-0, including 1-0 in '81. Has a 2.45 era (55 ip, 15 er) vs. Oakland.

Seattle . . . Won his 1st 7 career decisions vs. the M's, but was 1-1 against them in each of the last 2 years.

New York . . . Is only 1-6 vs. New York lifetime. . . His lone win was in relief over Dick Tidrow on May 20, '77 at N.Y. . . Since then he's dropped 4 decisions including 1 in '81 (Sep. 27 at N.Y. to Dave Righetti).

Boston . . . Has pitched far more against the Red Sox than against any other club: 21 games, 18 decisions (7-11) and 144.1 innings.

1st Nicaraguan: In '76 Dennis became the 1st Nicaraguan ever to play in the major leagues (see details on debut under "1976" below). . . Tony Chevez who pitched briefly for the O's in '77 was the 2nd and in '80 Twins' hurler Al Williams became the 3rd from Nicaragua to make it to the majors (all pitchers).

CS/WS: Started game 3 of the '79 ALCS at Anaheim, pitched well thru 8 innings, and carried a 3-2 lead into the 9th.

In the 9th, Denny retired lead-off man Don Baylor, but then gave up a double to Rod Carew. At that point Don Stanhouse came on, and a walk, an error and Larry Harlow's double gave the Angels their only ALCS victory, 4-3. The loss went to Stanhouse.

Started game 4 of the world series at Pittsburgh, but the Pirates roughed him up for 6 hits (including a Willie Stargell homer) and 4 runs in just 1.1 innings, and he gave way to Sammy Stewart. The O's were down, 4-0, but bounced back to win for Tim Lincecum, 9-6.

CAREER HIGHLIGHTS BY YEAR

1980: From June 24, '79 thru the '80 season, Dennis was 11-18 with a 3.98 era (167.1 ip, 74 er).

Two shoulder injuries (torn deltoid muscle) made the 1st half of the season a nightmare. . . He missed the 1st 10 days of the season, then later appeared in only 1 big league game during a 2 month stretch from May 10 thru July 13, not including 2 starts at Miami in July while on "rehabilitation assignment".

After returning from the disabled list in mid-July, he went 5-3 with a save in 18 games including 8 starts and forged a highly respectable 3.12 era.

Spent a highly encouraging winter in Puerto Rico playing for Ray Miller at Caguas where he was 6-1 with a 1.39 era and won the final playoff game (2-1) which gave Caguas the P.R. League championship.

1979: Led the A.L. in starts (39), innings (292) and complete games (18); was the league's most prolific fielder (85 chances), and put together a 10-game winning streak. Despite all this, he was the only pitcher on O's staff with a losing record (15-16).

Good Start: Thru June 20 Dennis was 10-2 on the year, 18-3 since Aug. 15, '78, and 41-22 in the major leagues.

Sad Ending: After that, starting June 24, he went 5-14 in 22 starts the rest of the way (including 1-8 from Aug. 16 to the end). . . Nine of his 14 defeats in that span were by 1 run and the O's averaged only 2 runs per game for him in that period. Despite the record, he completed 9 of those final 22 starts.

Odds & Ends: After the world series, he went to Japan for a series of major league all star games accompanied by Earl Weaver and teammates Rick Dempsey and Ken Singleton. . . Retired last 19 batters during a route-going 4-hit win over Toronto May 20.

1978: Thru July 28, Dennis was 7-7 with a 5.13 era. From then on he went 9-4 (including 8-1 after Aug. 1), and compiled a 1.72 era (130.2 ip, 87 h, 25 er) over 15 starts of which he completed 12.

His 4 losses during the final 2 months were by scores of 2-1 3 times and 2-0 once.

Pitched 6.2 hitless innings vs. Seattle Aug. 25 at Baltimore before Bill Stein spoiled it with a single. . . Dennis wound-up with a 2-hit shut-out. . . Pitched 11 scoreless innings and retired 18 in a row at one stretch at California Aug. 30, yielding only 5 hits. . . Stanhouse ultimately lost, 1-0, in 14 innings.

1977: In his 1st full year, he was 6-3 in 13 starts and 8-4 with 4 saves in 29 relief appearances.

1976: Made his debut Sep. 14 vs. Detroit at Baltimore. . . Picked up a win that night after 5.2 scoreless relief innings and fanned 5 Tigers including the 1st 3 he faced (Mickey Stanley, Bill Freehan, and Chuck Scrivener).

DENNIS MARTINEZ (Cont.)

EARLY CAREER

'76-Rochester: Was voted #1 righthander in the I.L. (McGregor was the top lefty) and led the league in wins (14), complete games (16), strikeouts (140), and era (2.50)... Was chosen to both the Topps Nat'l. Ass'n. AAA and International League all star teams.

Minors: Dennis was 45-19 (.703) in 3 minor league seasons... He was originally signed by Ray Poitevint and Julio Blanco Herrera.

Amateur Background: Pitched for Nicaragua in amateur world series in both '72 and '73... In '73, he lost to U.S., 1-0, in 10 innings at Managua... Played Little League and Babe Ruth baseball.

Personal: Dennis and his wife, the former Luz Marina Garcia, were married Apr. 29, '73... They have a son, Dennis (11/16/73), and a daughter, Erica (9/19/74). The Martinez family now lives the year around in Baltimore area except when Dennis is playing winter ball. They own a home in Randallstown.

FELIX ANTHONY (TIPPY) MARTINEZ

Born: May 31, '50; 5'10"; 175; Bats, L; Throws, L; Position: P.

Birthplace/Residence: Born and raised in La Junta, in southwestern Colorado... Owns a home in Timonium, Baltimore County, but spent most of off-season in Aurora, Colorado.

Contract Status: Signed thru '86 after agreeing to five-year contract extension in Jan. '81.

Tenure: Six years, 132 days.

Signed Originally with: New York Yankees.



YEAR CLUB	W-L	ERA	G	GS	CG	SHO	SV	IP	H	R	ER	BB	SO
1972 Oneonta—1	1-0	2.00	2	1	1	1	1	9	3	2	2	10	9
Kinston	0-0	4.50	5	2	0	0	0	20	22	10	10	13	18
1973 Kinston	13-8	2.66	54	2	0	0	*15	105	74	38	31	61	160
1974 Syracuse	7-5	3.78	36	0	0	0	8	64	49	29	27	32	70
New York (AL)	0-0	4.15	10	0	0	0	0	13	14	7	6	9	10
1975 Syracuse	8-2	2.05	14	4	1	0	110	91	39	25	35	105	
New York (AL)	1-2	2.68	23	2	0	0	8	37	27	15	11	32	20
1976 NY(AL)Bal.—2	5-1	2.31	39	0	0	0	10	70	50	19	18	42	45
1977 Baltimore	5-1	2.70	41	0	0	0	9	50	47	17	15	27	29
1978 Baltimore	3-3	4.83	42	0	0	0	5	69	77	41	37	40	57
1979 Baltimore	10-3	2.88	39	0	0	0	3	78	59	29	25	31	61
1980 Baltimore	4-4	3.01	53	0	0	0	10	81	69	30	27	34	68
1981 Baltimore	3-3	2.90	37	0	0	0	11	59	48	21	19	32	50
M.L. Totals	31-17	3.11	284	2	0	0	56	457	391	179	158	247	340

* Tied for league lead

1—Signed by New York Yankees as an undrafted free agent on 7/26/72.

2—Acquired by Baltimore Orioles from New York Yankees with pitchers Rudy May, Dave Pagan and Scott McGregor (assigned from Syracuse to Rochester) and catcher Rick Dempsey in deal for pitchers Ken Holtzman, Doyle Alexander, Grant Jackson, and Jimmy Freeman (assigned from Rochester to Syracuse) and catcher Elrod Hendricks on 6/15/76.

League Championship Series Record													
YEAR CLUB OPP.	W-L	ERA	G	GS	CG	SHO	SV	IP	H	R	ER	BB	SO
1979 Bal. vs. Cal.	(did not appear)												

World Series Record													
YEAR CLUB OPP.	W-L	ERA	G	GS	CG	SHO	SV	IP	H	R	ER	BB	SO
1979 Bal. vs. Pit.	0-0	9.00	3	0	0	0	0	1.1	3	1	1	0	1

Longest Relief Stints: 8.1 innings—May 12, '80 vs. Tex. at Bal; 7.2 innings—July 23, '79 vs. Oak. at Bal.

Strikeout Highs: 9—twice, Aug. 30, '81 vs. Cal. at Bal. and Aug. 30, '80 vs. Cal. at Bal; 7—May 7, '79 vs. Oak. at Bal.

Pitches: Fastball, curve and change.

1981 SEASON

Tippy led O's with a career high 11 saves as well as in appearances (37), and was also the Birds' Rolands Relief Man of the Year Award winner with 25 points (2 points for each win and save, minus 1 point for each loss).

He was 2-2 with 9 saves and a 2.20 era (28.2 ip, 24 h, 7 er) in 21 1st half appearances, and 1-1 with 2 saves plus a 3.56 era (30.1 ip, 24 h, 12 er) in 16 appearances during the 2nd half.

He was scored on in 13 of 37 games total, but yielded earned runs in only 4 of his 1st 21 relief efforts (thru 1st half)... He preserved a lead or tie (upon entering) 17 times in 24 tries, and prevented 39 of 51 inherited runners from scoring (.756).

Matched his career strikeout high when he whiffed 9 Angels on Aug. 30 at Baltimore... It was exactly 1 year to the day that he had struck out 9 Angels in '79, also at Baltimore.

Tippy didn't allow a run in a stretch of 15.2 innings spread over 12 games from Apr. 27 to May 24.

'81 AND CAREER HIGHLIGHTS

Orioles Only: Since joining the O's on June 15, '76, Tippy is 28-15 with 46 saves and an era of 3.21 (379 ip, 332 h, 135 er)... He's pitched in 240 games, all in relief, walked 192 and fanned 296.

He now ranks 4th on the O's all-time saves list (46), behind Stu Miller (88), Eddie Watt (72) and Dick Hall (51)... He is 9th in appearances (240)... Palmer leads at 503.

Memorial Stadium: With the Orioles Tippy is 18-7 with 21 saves and a 2.57 era (178.2 ip, 153 h, 51 er) in 104 appearances at Baltimore... On the road in the same period, he's 10-8 with 25 saves and a 3.77 era (200.1 ip, 179 h, 84 er) in 136 games... See "Home Runs" below.

Saves For: In '81 he saved 3 wins each for Dennis Martinez, Scott McGregor and Steve Stone and 2 for Mike Flanagan.

Lifetime with the O's he's saved games for: Jim Palmer (8); McGregor (7); Stone (6); D. Martinez, Flanagan & Rudy May (5 each); Ross Grimsley (4); Dave Ford (2); Dick Drago, Joe Kerrigan, Dyar Miller and Dave Pagan (1 each).

Longest Game: His longest stint in the majors was 8.1 innings vs. Texas on May 12, '80 at Baltimore.

Home Runs: Tippy has been stingy with home run balls throughout his career, having yielded only 18 since coming to the A.L. in '74 with the Yankees, and only 15 in 5½ seasons with the Orioles (that's only 1 every 25+ innings since becoming an Oriole).

At Memorial Stadium he's thrown only 5 "gophers" lifetime in 180.1 innings (including 1.2 innings for Yankees in '74), an average of 1 every 36 innings or 4 complete games.

Only 2 batters have managed to hit as many as 2 home runs against him: Carl Yastrzemski (both while Tippy was with Yankees) and the Tigers' Lance Parrish (1 in '80 and 1 in '81)... Seven of his 18 lifetime home run balls have been served up at Yankee Stadium (including 3 while he was still with N.Y.)... The Tigers have hit 6 of the 18 he's given up in the majors.

He once had a streak of 65 straight appearances (123.2 ip) without allowing a home run... After Detroit's Aurelio Rodriguez hit one on May 23, '78, Tippy didn't allow another until Chicago's Marv Foley found the range on Apr. 19, '80. Earlier in his career he had a stretch of 55 consecutive homerless games (May 20, '76 to July 26, '77).

Starts: He has started only 2 games in 284 major league appearances and lost both games for the Yankees in '75 (to Boston July 27 and to California on Aug. 24).

"Sudden Death" Wins: Tippy won 2 games in "sudden death" last season and, has now picked up 11 of his 18 career Memorial Stadium victories in that dramatic fashion... In '79 the O's won 9 games in "sudden death" and Tippy was the winning pitcher in 5 of them (including 3 in relief of Steve Stone).

Vs. Opponents: See page 27.

TIPPY MARTINEZ (Cont.)

PREVIOUS CAREER HIGHLIGHTS BY YEAR

1980: Set career highs in appearances (53), innings (81) and strikeouts (68). Pitched 9 straight scoreless innings over a span of 10 appearances from July 23 thru August 23.

Was 1-2 with 4 saves and a 3.53 era (14 er in 35.2 ip) in 21 games before the all-star break. . . In 2nd half he was 3-2 with 6 saves and a 2.58 era (13 er in 45.1 ip).

1979: Set a career high with 10 wins and was especially effective after July 4 when he was 5-2 with 3 saves and a 2.22 era (11 er in 44.2 ip) over 22 games.

Retired 23 straight Oakland batters on July 23rd at Baltimore. After walking 1st batter he faced, he pitched 7.2 perfect innings and earned the win on a Pat Kelly slam. . . Had trailed 4-0 when he relieved Flanagan in 2nd.

Over 5 straight appearances starting July 23, he gave up only 1 hit and no walks and retired 36 of 38 batters faced. . . Also retired 18 of 19 hitters in consecutive appearances June 22 and June 23, both vs. Detroit, and won both games in "sudden death."

Did not pitch in the ALCS, but did relieve in 3 world series games against the Pirates (games 2, 5 & 7).

1978: Was hampered by tendinitis and finished with highest era of career (4.83). . . All 3 of his losses were to Yankees. . . Went 26 days between appearances from Sep. 2 to 26.

1977: Led O's relievers in appearances (41), saves (9), relief points (14) and era (2.70). . . Beat Yankees' Sparky Lyle twice and saved a win for Palmer over Catfish Hunter.

1976: After coming to Baltimore June 15, '76 he was 3-1 with 8 saves and a 2.57 era (12 er in 42 ip) for the O's.

Yankees: Was originally signed for the Yankees by Sam Suplizio as an undrafted free agent off the Colorado State (Ft. Collins) campus in '72. . . One year later he led Carolina League in saves (15) and was 13-8 while fanning 160 in 105 innings.

Joined Yankees for 1st time in Aug. '74, then almost made club at start of '75. However, an injury to Dick Tidrow (rhp) necessitated adding another righthander to the staff instead. . . He won the James P. Dawson Award as the top rookie in the Yankees' '75 spring camp.

Was recalled from minors July 16, '75 and went on to lead the staff in saves (8). . . Lyle was 5-7 with only 6 saves that year for N.Y.

Amateur Background: He played football, basketball and baseball at La Junta High School, and was drafted as an outfielder by the Washington Senators after his senior year on a late round in June '69, but chose to attend Colorado State.

Personal: Tippy is of Spanish-Mexican descent, but is a 3rd generation American and speaks little Spanish. . . He and his wife, the former Carol Sarlo, were classmates (graduated '69) at La Junta High. . . They have 2 children: Jacen Anthony (8/2/70) and Courtney Ann (10/10/78).

Tippy owns a home in Towson and now splits his winters between the Baltimore area and Aurora. . . His hometown of La Junta held a "Tippy Martinez" day in his honor after the '79 World Series.

SCOTT HOUSTON MCGREGOR


Born: Jan. 18, '54; 6'1"; 190; **Bats:** L-R; **Throws:** L; **Position:** P.

Birthplace/Residence: Born in Inglewood, but grew up in El Segundo, Cal. (Both in L.A. area). Now lives in Cockeysville, Baltimore County.

Contract Status: Signed five-year contract extending thru '85 on Dec. 6, '80.

Tenure: Five years, 25 days.

Signed Originally with: New York Yankees.



YEAR CLUB	W-L	ERA	G	GS	CG	SHO	SV	IP	H	R	ER	BB	SO
1972 Ft. L'dale—1	7-3	2.73	11	11	7	3	0	79	66	30	24	25	54
1973 West Haven	*12-13*	3.29	27	*27	*14	2	0	*197	197	95	72	63	126
1974 Syracuse	13-10	3.44	27	27	*12	3	0	*199	204	88	76	75	124
1975 Syracuse	6-9	3.99	21	20	5	2	0	124	134	73	55	60	72
1976 Syr.-Roch.	—212-6	3.06	24	23	14	*6	0	162	159	59	55	40	83
Baltimore	0-1	3.60	3	2	0	0	0	15	17	7	6	5	6
1977 Baltimore	3-5	4.42	29	5	1	0	4	114	119	57	56	30	55
1978 Baltimore	15-13	3.32	35	32	13	4	1	233	217	98	86	47	94
1979 Baltimore	13-6	3.34	27	23	7	2	0	175	165	70	65	23	81
1980 Baltimore	20-8	3.32	36	36	12	4	0	252	254	101	93	58	119
1981 Baltimore	13-5	3.26	24	22	8	3	0	160	167	63	58	40	82

M.L. Totals 64-38 3.45 154 120 41 13 5 949 939 396 364 203 437

* Led league • Tied for league lead

1—Selected by New York Yankees' organization in June '72 free agent draft (1st round, regular phase). . . Signed on 6/28/72.

2—Acquired by Baltimore organization from Yankees' organization on 6/15/76, and assigned by Syracuse to Rochester (International League) in exchange for contract of pitcher Jimmy Freeman. . . At the same time, Baltimore acquired pitchers Rudy May, Tippy Martinez and Dave Pagan and catcher Rick Dempsey from the Yankees in deal for pitchers Ken Holtzman, Doyle Alexander, and Grant Jackson and catcher Elrod Hendricks.

League Championship Series Record

YEAR CLUB OPP.	W-L	ERA	G	GS	CG	SHO	SV	IP	H	R	ER	BB	SO
1979 Bal. vs. Cal.	1-0	0.00	1	1	1	1	0	9	6	0	0	1	4

World Series Record

YEAR CLUB OPP.	W-L	ERA	G	GS	CG	SHO	SV	IP	H	R	ER	BB	SO
1979 Bal. vs. Pit.	1-1	3.18	2	2	1	0	0	17	16	6	6	2	8

All-Star Game Record

YEAR CLUB SITE	W-L	ERA	G	GS	CG	SHO	SV	IP	H	R	ER	BB	SO
1981 A.L., Cle.													

(selected, did not appear)

Low-Hitters: Two-Hitters—1, May 22, '80 vs. Det. at Bal; **Three-Hitters**—5 (3 in '81), the latest Aug. 22, '81 at Oak; **Four-Hitters**—4, the latest June 24, '80 vs. Tor. at Bal.

Strikeout Highs: 11—Sep. 25, '81 at N.Y., 9—May 13, '81 at Tor.

Winning Streaks: 7—Apr. 30 thru June 11, '78; 5—Apr. 27 thru May 22, '81.

Pitches: Fastball, curve, slider, and change.

1981 SEASON

Scott had the lowest earned run average among the Orioles' starters at 3.26 and finished in a tie with K.C.'s Dennis Leonard for the A.L. 2nd highest win total with 13 (4 pitchers won 14 games).

He also tied for 5th in the league with 3 shutouts, had the A.L.'s 6th best winning percentage at .722, and placed 2nd on the staff to Dennis Martinez in wins, winning percentage, complete games (8), innings pitched (160), and strikeouts (82).

Scott is now 46-19 over the last 3 seasons, a .708 winning percentage that is the best among American League starters in that period (see "Winning" below).

Season Summary: Scott was 6-2 in 10 1st half starts (11 total games) with a 3.15 era (26 er in 74.1 ip) as he enjoyed his 1st injury free start in 3 seasons (see "Injuries" below). . . Was 7-3 in 12 2nd half starts (13 games) with a 3.36 era (32 er in 85.2 ip).

1st Half: Did not start over the 1st 13 days of the season because of rainouts and off days. . . Pitched once in that span, 4 innings against Kansas City on Apr. 12. . . After lasting just 3 innings in his 1st start, an 18-5 loss at Chicago on Apr. 23, won 6 of his last 7 1st half decisions. . . That included a season high 5 game winning streak over 5 starts from Apr. 27 thru May 22, during which time he compiled a 1.66 era (8 er in 43.1 ip). . . Pitched consecutive 3-hit victories over Toronto on May 13 (4-0), and Oakland on May 17 (5-1).

2nd Half: Won 5 of 1st 6 decisions (over 8 starts). . . Only loss in that span came on Aug. 22 at Oakland when he allowed just 3 hits in 8 innings, one of those a 2-run homer by Tony Armas in the 7th to account for A's 2-0 win. . . Split last 4 decisions, both wins being shutouts over New York (see "Blanking the Yanks" below).

Odds and Ends: Fanned career high 9 batters at Toronto, May 13, then bettered that marked with 11 strikeouts at New York, Sep. 25. . . Otherwise, had as many as 6 k's in just 2 other starts.

Was 7-2 at Memorial Stadium with 3.50 era and 6-3 on the road with 2.97 era. . . Had 13-2 record in night games but was 0-3 during the day. . . Tippy Martinez saved 3 of his wins, Tim Stoddard 2 and Sammy Stewart 1.

SCOTT MCGREGOR (Cont.)

All-Star Team: Scott was selected to the A.L. squad for the 1st time by K.C. Manager Jim Frey... Was one of just three American Leaguers not to see action (pitchers Britt Burns and Doug Corbett were the others) in Aug. 9 game at Cleveland won by N.L., 5-4.

1981 AND MAJOR LEAGUE CAREER

Winning: In addition to the 46-19 record in the last 3 seasons, Scott is 46-17 starting June 11, '79, and 61-29 (.678) beginning Apr. 30, '78... Prior to that, was just 3-9 in the major leagues... Is now 3rd on O's all-time list in winning percentage at .627 (50 or more decisions) behind Steve Stone (.656) and Jim Palmer (.639).

April is the only month in which he has a lifetime losing record (3-6)... In the other months he is: May (12-4), June (10-4), July (10-7), August (14-7), September (13-10), October (2-0).

Injuries: Scott's injury free start in '81 can be partly attributed to an extensive off-season program of strengthening and stretching the muscles in his left elbow and shoulder... The previous 2 springs he was bothered by inflamed muscles in the elbow, the result of trying to throw after his arm had become tight from the off-season's inactivity.

In '80, felt a twinge while pitching in an exhibition game on March 30 and did not work again for 23 days when made 1st regular season start on Apr. 22... In '79, didn't win 1st game until the season was 2 months old (June 11) and made only 4 appearances over the 1st 7 weeks, thanks to sore left elbow which originally developed the previous September.

Control: Scott led the O's starters by yielding just 2.25 bases on balls per 9 innings (40 bb, 160 ip), but that was his highest career yield... Allowed 2.80 walks/9 innings (23 bb, 74.1 ip) in 1st half but had much better control in 2nd half with a ratio of 1.79 bases on balls per 9 innings (17 bb, 85.2 ip)... In 12 2nd half starts, walked more than 2 on just 3 occasions.

His overall '81 ratio placed him 9th among the 49 qualifiers... Led the league with a 1.18 average in '79, and his career ratio of 1.93 walks/9 innings is 3rd best in club history (500 innings minimum) behind Dick Hall (1.47) and Robin Roberts (1.81).

Over the last 4 years, has issued no more than 1 walk in 69 of 113 games... In one month long stretch in '79, pitched 46.1 consecutive innings without walking a batter. After passing Toronto's Dan Ainge on June 29, didn't walk another until Amos Otis waited him out on July 29... Walked career high 6 batters vs. Toronto on Apr. 9, '78 but shut out Blue Jays, 4-0.

Few Pitches: Because of his fine control, Scott has consistently thrown the fewest pitches of anyone on the O's staff... In '81, was the only O's pitcher to throw less than 100 pitches in a complete game performance at Memorial Stadium... Accomplished the feat twice: Aug. 27 vs. Cal. (97) and Oct. 3 vs. N.Y. (85)... Also used just 93 pitches in shutout at Yankee Stadium on Sep. 25 (see more below).

In '80 threw just 79 pitches in beating Toronto at home on June 24 and had 3 other sub-100 pitch cgs at Memorial Stadium.

Shutouts/1-0 Scores: He has pitched 13 shutouts in the last 4 years (not including one in '79 ALCS), tied for 2nd in the league in that span with Leonard behind Ron Guidry (14) and tied for 6th on O's all-time list.

Had 3 shutouts in '81: May 13 at Toronto (4-0); Sep. 25 at New York (1-0); Oct. 3 vs. New York at Baltimore (3-0)... Two of his 4 '80 shutouts were by 1-0 scores (see "Blanking the Yanks" below).

His career shutouts have been at the expense of: New York-4, Toronto-3, and California, Chicago, Cleveland, Detroit, Minnesota, and Oakland-once each.

Blanking the Yanks: While Scott is just 5-5 lifetime against New York, all 5 of the wins have been shutouts, 3 by 1-0 scores... Has gone the route in 4 of those: Aug. 13, '78, at Baltimore (3-0, see "Bizarre Yankee Shutout" below); Aug. 17, '80, at Baltimore (1-0); Sep. 25, '81, at N.Y. (1-0); Oct. 3, '81 at Baltimore (3-0)... Tommy John was the losing pitcher in both '81 games.

In addition, also defeated New York at Yankee Stadium on Aug. 3, '79, 1-0, with 9th inning relief help from Tippy Martinez... Has now won 4 of last 5 decisions against the Yankees.

Bizarre Yankee Shutout: Picked up 1st lifetime win against the Yankees in a way that is no longer possible... In game of Aug. 13, '78, was leading, 3-0 thru 6 innings but was then touched for 5 runs in top of the 7th.

However, the rains came with the O's batting in their half of the inning, and the game was ultimately called. The score reverted to the last completed inning, and the O's won, 3-0. The rules have since been changed to prevent a recurrence.

That was the weekend in which 2 games were shortened by rain (Yanks won 1), and 2 others were interrupted by light failure.

Vs. Other Opponents: Scott was 3-0 against California (despite a 4.22 era) and is 9-0 vs. the Angels in the last 3 years, including his pennant clinching shutout in the '79 ALCS... Has a 1.59 era against California in that span (73.2 ip, 50 h, 13 er) and has held the Angels to a .183 average (42-for-230)... Last loss was to Chris Knapp on Aug. 18, '78... See "vs. California" on page 41 for more details.

Compiled 2-0 mark against Cleveland, defeating Len Barker on both occasions... Has now faced Barker in each of his last 5 starts vs. the Indians over 2 seasons, going 4-0 with 1 no decision... Has not lost to Cleveland since Sep. 22, '79 (Rick Waits was the winner), and is 7-2 lifetime.

Defeated Detroit and Milt Wilcox on May 22 for 6th straight win over Tigers and 10-1 record lifetime... Then lost last 3 '81 starts against Detroit... Was 2-0 against Toronto and has beaten the Blue Jays 4 straight times since losing to Tom Underwood on Sep. 11, '79.

Did not pitch against Minnesota or Texas but has enjoyed great career success against both... Has beaten the Twins 6 straight times dating back to July 22, '78, and is 7-1 lifetime... Is 4-0 in career versus the Rangers... Has had the most problems with Boston (2-5) and Milwaukee (1-5).

PREVIOUS CAREER HIGHLIGHTS BY YEAR

1980: Scott became a 20-game winner for the 1st time in his career when he defeated Cleveland's Barker (also going for 20th win) on the final day of the season... Was one of 5 A.L. pitchers to reach that plateau and combined with Steve Stone (25 victories) to give the O's the only staff in the majors with 2 20-game winners.

Was 3rd in the league in winning percentage (.714) and set personal highs in starts (36), wins, innings (252), and strikeouts (119), while matching previous best for shutouts (4 in '78)... Was just 1-2 thru May 21 before going 19-6 the rest of the way, including 11-3 after July 19.

1979: He recovered from a sore elbow and an 0-2 record over the 1st 2 months of the season to go 13-4 with a 2.94 era starting June 11... Then clinched the pennant with a game 4 shutout in the ALCS and went 1-1 in the world series (see below)... After 0-2 start, never again lost as many as 2 in a row.

In addition to posting the league's lowest walks/9 ip average (1.18), also had the best ratio of men on base to innings pitched, +15 (175 ip, 165 h, 22 bb, 2 hb)... Ron Guidry was 2nd at +38... Was chosen A.L. "player of the week" for Aug. 27-Sep. 3 after pair of complete game wins vs. Minnesota.

ALCS: Scott became the 1st pitcher other than Jim Palmer to clinch a pennant for the O's when he shut out California in the 4th game of the ALCS at Anaheim on Oct. 6... Threw a 6-hitter, walked 1 and fanned 4.

Though the O's won the game, 8-0, it was a lot closer than that until the Birds struck for 5 runs in the 7th inning... In the 5th, the O's led 3-0, but the Angels loaded the bases with 1 out... Then, a brilliant play by Doug DeCinces took Scotty and the O's out of a dangerous situation when he turned Jim Anderson's possible game-tying 3-run double into a miraculous inning ending double play.

WS: Scott drew the O's starting assignment for game 3 at Pittsburgh and was shaky at the start. At the point that a 1:07 rain delay intervened, the O's had just scored twice in the 3rd, but still trailed the Pirates, 3-2.

After play resumed Scott was completely in control and went on to limit the Bucs to 1 run and 4 hits over the last 7 innings. Meanwhile, the Birds pounced on John Candelaria and Enrique Romo for 5 in the 4th and went on to win, 8-4. Scott went the route, allowing 9 hits and no walks while fanning 6.

SCOTT MCGREGOR (Cont.)

With the series deadlocked at 3 apiece, Scott earned the start in game 7. He led, 1-0 on Dauer's 3rd inning home run until the 6th when Willie Stargell hit a 2-run shot. The score remained 2-1 when Scott left for a pinch-hitter in the 8th, and he received the 4-1 loss as the Pirates scored 2 more in the 9th off 5 O's relievers. . . . Scott's total for the game: 8 ip, 7 h, 2 bb (both intentional). . . . In last 15 innings in series, allowed just 11 hits and 3 earned runs.

1978: In 1st year as regular starter, started slowly with 0-3 record and 13.50 era thru Apr. 24. . . . Was 15-10 with 2.74 era from then on. . . . 1st win of year, Apr. 24 in relief, was beginning of career high 7 game winning streak (over 7 appearances). . . . In that stretch, completed 5 of 6 starts and had 0.96 era (56.1 ip, 33 h, 6 er) to reduce era from 13.50 to 3.26. . . . Later that season lost career high 4 straight, June 24 thru July 7.

Retired 1st 20 batters against K.C. on Aug. 20 before Hal McRae doubled with 2 out in the 7th, precipitating a 2-run outburst that resulted in 2-0 Royals' win. . . . On Sep. 5 gave up hits to 1st 3 Boston batters (including 3-run hr to Carl Yastrzemski) before retiring next 23 hitters en route to 5-3 victory. . . . Also retired 20 in a row on Aug. 9 and twice set down 15 straight in '78.

1977: Was 2-1 in 5 starts and 1-4 with 4 saves in 24 relief appearances. . . . Picked up 1st big league win in starting role against Cleveland on Apr. 20, then waited 4 months and 4 days for next victory, in relief on Aug. 20 vs. Chicago.

Yankees System: He was the Yankees 1st pick in the June '72 free agent draft. . . . Went to spring training 4 straight years with the Yankees at Fort Lauderdale ('73-'76) but never spent a day on the regular season roster.

Amateur Background: Scott was a teammate of K.C.'s George Brett (whom he out-hit senior year) at El Segundo High School where he was 51-5 with an 0.29 era (including 18-1 as a senior) in 4 seasons. . . . Also played basketball there.

Played Little League, Babe Ruth, and American Legion baseball. . . . His El Segundo team won the Babe Ruth world championship in '69.

Personal: Has attended El Camino Jr. College. . . . Hobby: photography. . . . Is very active in the Fellowship of Christian Athletes and coordinates the Orioles' chapel services. . . . Is the club's player representative. . . . Spent part of the winters in '79 and '81 teaching at Gilman School in Baltimore.

Scott and his wife, the former Cara Bell, were married in Baltimore on Sep. 27, '76. . . . They have 2 children: Eric Scott (11/22/78) and Katherine Noel (10/28/80).

LONG GAMES BY ORIOLES PITCHERS

IP	Pitcher	Opponent	Date	W/L/ND	CG/SHO
16	Jerry Walker	Chi.	9/11/59 ²	W, 1-0	CG-SHO
15	Ray Moore	Det.	5/21/57	ND	
14	Ross Grimsley	N.Y.	9/11/74	ND	
13.1	Robin Roberts	K.C.	6/30/63	L, 1-3	
13	Jim Wilson	Cle.	5/31/55	L, 1-2	CG
	Billy O'Dell	Cle.	5/3/58	W, 3-2	CG

JOSE MANUEL MORALES


Born: Dec. 30, '44; 6'0"; 195; Bats, R; Throws, R; Pos.: DH-PH-C.

Birthplace/Residence: Born and raised in St. Croix, Virgin Islands. . . . Now lives in Orlando, Fla.

Contract Status: Signed three-year contract in Dec. '80 (two years guaranteed) extending thru '83 season.

Tenure: Seven years, 139 days.

Signed Originally with: San Francisco.



YEAR CLUB	AVG.	G	AB	R	H	2B	3B	HR	RBI	BB	SO	SB	CS	HP
1964 Lexington—1	.240	73	233	29	56	11	1	3	34	18	58	4	0	2
1965 Fresno	.283	95	321	39	91	13	1	4	48	38	66	3	1	3
1966 Waterbury	.251	64	215	18	54	9	1	7	26	22	33	1	0	1
1967 Waterbury	.248	94	246	19	61	7	4	4	31	22	39	0	1	4
1968 Amarillo—2	.287	105	307	35	88	22	4	8	41	33	55	1	0	2
1969 Iowa	.281	98	363	54	102	11	3	16	61	30	87	0	3	1
1970 Iowa	.306	93	229	36	70	14	0	12	31	36	58	1	1	2
1971 Iowa—3	.248	71	153	15	38	7	0	9	22	11	37	0	1	1
1972 Tidewater—4	.293	86	256	28	75	18	2	7	48	28	42	1	0	2
1973 Tucson	.355	76	248	37	88	17	2	4	50	15	37	1	1	1
Oakland—5	.286	6	14	0	4	1	0	0	1	1	5	0	1	0
Montreal	.400	5	5	0	2	0	0	0	0	0	0	0	0	0
1974 Memphis	.278	66	216	20	60	13	0	6	32	16	25	3	0	5
Montreal	.269	25	26	3	7	4	0	1	5	1	7	0	0	0
1975 Montreal	.301	93	163	18	49	6	1	2	24	14	21	0	2	0
1976 Montreal	.316	104	158	12	50	11	0	4	37	3	20	0	0	2
1977 Montreal—6	.203	65	74	3	15	4	1	1	9	5	12	0	0	0
1978 Minnesota	.314	101	242	22	76	13	1	2	38	20	35	0	1	1
1979 Minnesota	.267	92	191	21	51	5	1	2	27	14	27	0	0	2
1980 Minnesota—7	.303	97	241	36	73	17	2	8	36	22	19	0	0	1
1981 Baltimore	.244	38	86	6	21	3	0	2	14	3	13	0	0	0

A.L. Totals	.291	334	774	85	225	39	4	14	116	60	99	0	2	4
N.L. Totals	.289	292	426	36	123	25	2	8	75	23	60	0	2	2

M.L. Totals	.290	626	1200	121	348	64	6	22	191	83	159	0	4	6
-------------	------	-----	------	-----	-----	----	---	----	-----	----	-----	---	---	---

GWRB: '80-5; '81-3.

1—Signed as a free agent by San Francisco Giants organization 9/13/63.

2—Drafted by Vancouver (Oakland A's organization) from San Francisco Giants organization 12/2/68.

3—Loaned to Tidewater (New York Mets organization) by Oakland A's organization on 4/14/72.

4—Returned to Oakland A's organization from New York Mets organization on 9/29/72.

5—Contract purchased by Montreal Expos from Oakland A's on 9/18/73.

6—Contract purchased by Minnesota Twins from Montreal Expos on 3/28/78.

7—Played out option with Minnesota Twins and signed three-year contract (re-entry system) with Baltimore on 12/17/80.

Career Highs, Game: Runs—3, May 31, '79 vs. Oak. at Min.; Hits—4, Oct. 3, '80 for Min. at K.C.; Home Runs—2, July 10, '80 for Min. at Sea.; RBI—6, July 10, '80 for Min. at Sea.

O's 5 Re-Entry Players: Jose is one of 5 players the O's have acquired thru the re-entry system. The others: (1st season played for O's after re-entry signing in paren): Billy Smith ('77), Steve Stone ('79), Al Bumbry ('79), and Jim Dwyer ('81).

PINCH-HITTING

'81 & Career: Last year, Jose went 5-for-19 (.263) as a pinch-hitter (see career table on next page). His 5 pinch-hits raised his lifetime total to 99 which ranks 7th on the all-time list, and 2nd among actives to Mike Lum (6th, 103 hits). . . . Terry Crowley with 96 pinch-hits is 8th (see page 88 for "top 10" chart). Lum will play this season in Japan.

Lifetime in the majors he's batting .280 (99-for-353) as a pinch-swinger with an on-base percentage of .323 (126-for-390, including 26 walks + 1 hp). In 4 A.L. seasons his pinch-hitting average is .285 (41-for-144) and his on-base pct. is .344 (54-for-157, including 12 walks & 1 hp).

He has led his league in pinch-hits 4 times in 7 seasons: '75 (tied with Cubs' John Summers); '76; '78 and '80.

Record Year: In '76 with Montreal, he set 3 major league pinch-hitting records and fell just shy of matching another.

He was 25-for-78 (.321) and established records for:

- (1) most hits, season—25, breaking the old mark of 24 held jointly by the O's Dave Philley ('61) and Vic Davalillo, St. L. ('70).
- (2) most at bats, season—78, surpassing the old standard of 73 by Davalillo in '73.
- (3) most games, season—82, breaking '60 record of 81 set by Elmer Valo while with Yankees and Senators. . . . However, Merv Rettenmund broke that one in '77 when he appeared in 86 games as a pinch-swinger for Padres.

Jose's 24 rbi in a pinch-hitting role fell one short of matching the existing mark (25) shared by Joe Cronin ('43 with Boston) and Jerry Lynch ('61 with Cincinnati).

That season he had five pinch-hits against Houston (including 3 off Ken Forsch and one off J.R. Richard). . . . His record breaking 25th pinch-hit was a bases-loaded double off the Cubs' Bruce Sutter.

He had 11 pinch-hits in the 9th inning or later and 17 in the 8th or later. . . . His 14 pinch-hits for the Twins in '78 set a club record.

JOSE MORALES (Cont.)

JOSE MORALES' CAREER PINCH-HITTING RECORD

Year	Club	Avg.	AB	H	HR	RBI	BB
1973	Oakland	.500	2	1	0	1	0
1973	Montreal	.400	5	2	0	0	0
1974	Montreal	.238	21	5	1	5	1
1975	Montreal	.293	51	15†	1	11	8
1976	Montreal	.321	78	25*	3	24	2
1977	Montreal	.192	52	10	0	7	3
1978	Minnesota	.298	47	14*	0	11	1
1979	Minnesota	.214	42	9	0	1	8
1980	Minnesota	.361	36	13*	2	4	2
1981	Baltimore	.263	19	5	1	8	1
Totals:		.280	353	99	8	77	26

On-base pct.: .323 (126-for-349) including 1 hp in '79.

* Led league in pinch-hits † Tied for league lead in pinch-hits

DESIGNATED HITTING

Jose had an off year as a dh in '81, batting only .221 (15-for-68) in 22 games with 2 home runs and 11 rbi. However, he's still hitting .292 lifetime (206-for-705) in that capacity.

In '78 he led all dh's in average (.323) and was 2nd in '80 at .304, among those with 175 or more at bats.

Year	Club	Avg.	G	AB	H	2B	3B	HR	RBI	BB	SO
1973	Oakland	.250	3	12	3	1	0	0	1	1	4
1978	Minnesota	.323	77	220	71	11	1	2	34	20	30
1979	Minnesota	.270	77	178	48	3	1	2	26	12	24
1980	Minnesota	.304	86	227	69	17	2	7	32	20	19
1981	Baltimore	.221	22	68	15	1	0	2	11	2	8
Totals		.292	265	705	206	33	4	13	104	55	85

1981 SEASON

Jose jumped off to a fast start, contributed late inning gwrbi safeties in his 1st 2 pinch-hitting appearances (Apr. 13, 9th inn. at Bos. and May 2, 9th inn. at Bal. vs. Tor.) and was batting .350 (14-for-40) thru the end of the 1st half.

After play resumed in August, however, he batted only .152 (7-for-46), though he did hit both of his '81 home runs during the 2nd season: 3-run homer in 12th at Seattle on Aug. 25 off Dick Drago (his 3rd late inning gwrbi) and a solo blast at Yankee Stadium on Sep. 26 off Ron Davis.

Was batting .303 (20-for-66) as late as Sep. 11, then went 1-for-20 in his last 7 games and slipped to a final .244.

By Month: April-.556 (5-for-9)... May-.333 (7-for-21)... June-.200 (2-for-10)... August-.250 (4-for-16)... September-.136 (3-for-22)... October-.000 (0-for-8).

'81 AND PREVIOUS CAREER HIGHLIGHTS

Defense: Appeared in only 3 games defensively, all at 1st base and all in April while Eddie Murray was sidelined with a viral infection—Apr. 21 (start), 23, and 25 (start). He handled 13 chances without error over a span of 17 innings.

In his 4 A.L. seasons, Jose has used a glove in only 12 games (45 innings)—8 at 1st base, 3 as a catcher and 1 in the outfield.

Lifetime, he's played in 101 games defensively—1st base-63, leftfield-7, and catcher-30. He hasn't started a game behind the plate since Aug. 10, '77 with the Expos. His high in games played afield is 38 ('75, Montreal).

vs. Opponents: In his last 2 years, he has gone 8-for-13 (.615) in limited action against the Red Sox... In '81 he batted .417 (5-for-12) vs. Oakland.

Lifetime, Jose has hit over .300 against 6 clubs: California-.412 (21-for-51), Boston-.353 (18-for-51), Kansas City-.338 (24-for-71), Toronto-.333 (8-for-24), Oakland-.304 (14-for-46) and Seattle-.303 (20-for-66)... His 18 rbi and 4 homers vs. Seattle in 23 games represent career highs. See pages 33-34 for complete stats vs. each opponent.

Twins, '78-'80: In his 1st full A.L. season, '78, Jose set a Twins record for pinch-hits (14), led A.L. dh's in batting (.323) and hit over .300 for all but 4 days in May. In '79 he was batting .290 as late as July 23 before dipping gradually to a final .269.

In '80, he hit over .300 for the 4th time in 6 seasons, and set career highs in runs (36), hits (73), doubles (17), home runs (8) and walks (22)... It was the only year in his big league career that he had more walks than strikeouts (19).

Expos, '73-'77: Jose first joined the Expos in mid-September '73 from Oakland, but then opened the '74 season at Memphis (International) before his recall on July 6.

In one stretch during '76 he went 8-for-10 with a hit by pitch... See "Record Year, '76" above... In '77 he experienced his worst season (.192)... He went 1-for-18 at start of the season then batted .250 the rest of the way.

Early Career: Jose spent the equivalent of just over 10 full seasons in the minors, 5 of them at AAA... His .290 lifetime average in the majors is 9 points higher than his minor league mark (.281).

Spent only one month with A's in '73 before they sold his contract to Montreal... Made his big league debut on August 13, '73 at Fenway Park... His 1st hit was a double off Luis Tiant that day.

Personal: Jose and his wife, Lyduvina, have 3 children: Patricia (12), Jose Miguel (10) and Eliut (4).

He played baseball and soccer at Claud O. Marko High School in his native St. Croix, V.I... Also played in the Little League baseball program... Hobbies: swimming and fishing... Plays winter ball in Puerto Rico every off-season.

Jose is the 3rd Virgin Islander to have played for the O's. The others were catchers Ellie Hendricks and Valmy Thomas ('60), both from St. Thomas.

PAUL RICHARD MOSKAU

Born: Dec. 20, '53; 6'2"; 205; Bats, R; Throws, R; Position: P.

Birthplace/Residence: Born in St. Joseph, MO... Grew up and still lives in Tucson, AZ.

Contract Status: Signed thru '82.

Tenure: Four years, 65 days.

Signed Originally with: Cincinnati.

Pronounced: Moss-koh.



YEAR	CLUB	W-L	ERA	G	GS	CG	SHO	SV	IP	H	R	ER	BB	SO
1975	Billings-1	0-1	2.25	1	1	0	0	0	4	3	5	1	3	6
	Eugene	*10-1	*1.50	13	12	7	2	0	84	52	22	14	41	*92
1976	Thres Rivers	13-6	*1.55	26	23	11	6	0	180	134	42	31	58	124
1977	Indianapolis	7-1	3.54	12	12	3	1	0	81	69	35	32	26	55
	Cincinnati	6-6	4.00	20	19	2	2	0	108	116	51	48	40	71
1978	Indianapolis	1-1	3.08	4	4	0	0	0	26	21	14	9	15	27
	Cincinnati	6-4	3.97	26	25	2	1	1	145	139	65	64	57	88
1979	Indianapolis	0-0	0.00	2	2	0	0	0	5	2	0	0	1	5
	Cincinnati	5-4	3.91	21	15	1	0	0	106	107	53	46	51	58
1980	Cincinnati	9-7	4.00	33	19	2	1	3	153	147	69	68	41	94
1981	Cincinnati-2	2-1	4.91	27	1	0	0	2	55	54	31	30	32	32
M.L. Totals		28-22	4.06	127	79	7	4	6	567	563	269	256	221	343

* Led league.

1—Selected by Cincinnati organization in June '75 free agent draft (3rd round, regular phase).
2—Acquired by Baltimore on 2/10/82 from Cincinnati for player to be named later. Deal was completed on 2/16/82 when Baltimore assigned contract of infielder Wayne Krenchicki to Cincinnati.

Pitches: Fastball, curve, slider, change-up.

PAUL MOSKAU (Cont.)

'81 Season: Primarily a starter thru most of his career, he turned almost exclusively to relief last year in deference to his right shoulder which was recuperating from surgery performed the previous winter. His lone '81 start was on Aug. 30 vs. Mets (no decision).

Experienced one month-long hot stretch from Apr. 22 to May 22 during which he did not allow a run over 7 appearances (17.1 innings)... Allowed only 10 hits in that period and was 1-0 with 2 saves... Was inconsistent after play resumed in August. Did not pitch after Sep. 8.

'80 Season/Surgery: Pitched effectively both in relief (4-1, 2 svcs, 2.00 era) and as a starter, and was 9-5 with a 3.46 era on Aug. 28... Then shoulder problems, which he'd experienced several years earlier, resurfaced and he pitched only 15 ineffective innings the rest of the way.

After the season he underwent surgery in which a piece of his collarbone was removed to alleviate the pain in his right shoulder.

Batting: Paul has hit 2 home runs in the majors, both against the Phillies: off Randy Lerch (6/20/77 at Phi.) and off Jim Lonborg (7/29/78 at Cin.)... Has .175 career average in majors (24-for-137), but led Reds' staff in rbi in '78 (11). Once drove in 4 runs in one game (vs. S.F. on Sep. 17, '78).

In minors, he had a .289 mark (46-for-159) and hit 5 home runs with 28 rbi in his first 2½ campaigns (52 games).

vs. N.L. Opponents (W-L): Atl. (3-0), Chi. (2-0), Cin. (0-0), Hou. (2-2), L.A. (4-6), Mtl. (1-2), N.Y. (1-1), Phi. (3-1), Pit. (3-3), St.L. (3-4), S.D. (5-0), S.F. (1-3).

★ ★ ★

EARLY CAREER

Reds, '77-'79: Trained with Reds for 1st time in '77, as non-roster player, and almost made club, but was sent down to Indianapolis at end of spring. After a 7-1 start in American Association, was called up in mid-June... Had 2 complete games that year, both shutouts (vs. Phillies and Padres).

In '78 he experienced pitching problems in spring training and again started the campaign at Indianapolis, but joined Reds in mid-May... Had some shoulder trouble that year, but finished with a flourish, going 3-0 in 4 September starts... Had 15 no decisions as a starter, but Reds won 12 of them.

In '79 he was used sparingly until Tom Seaver was injured in late April, and he took Seaver's position in the rotation... Was 4-0 on the year before losing back-to-back 2-1 decisions, then won only one more game the rest of the year... Was farmed to Indianapolis on Aug. 1, but returned to Cincinnati in Sep.

Minors: Was 30-9 in 52 games with a 1.54 era after just 2½ minor league seasons when he was called up to Cincinnati in '77...

Led Northwest League in wins (10), era (1.50), strikeouts (92 so in 84 ip) and percentage (.909) in '75, his rookie pro season. Fanned 17 in one game, on Aug. 15 vs. Walla Walla (Padres), and won 7-0... His mound opponent Mike Lentz, the 1st player picked in the June draft that year, struck out 16 so there were 33 strikeouts in that one game.

In '76 he paced the Eastern League in era (1.55) and shutouts (6)... Was named to league all star teams in both '75 & '76.

After being sent back to Indianapolis in '79, he combined with 3 other pitchers (Davis May, Sheldon Burnside and Angel Torres) to throw a no-hitter... Paul pitched the first 3 innings in what turned out to be the only 4 pitcher no-hitter in American Association history.

Amateur Background: Played varsity baseball at Arizona State for 2 years ('72-'73) and hit .369 and .330 as a 1st baseman... A.S.U. reached finals of college world series both years.

Paul then transferred to Azusa (CA) Pacific College where he pitched and played the outfield for 2 more seasons ('74-'75)... In his final year, he was 10-5 with a 2.08 era, and 131 strikeouts in 117 innings, and as a batter hit .411 with 19 homers and 60 rbi in 50 games... Was named NAIA 1st team all-American in '75 and set Azusa 1-season records in strikeouts as a pitcher, and in home runs, rbi, runs (54) and total bases (148) as a batter.

At Rincon High in Tucson (graduated '71) he was all-city twice and all-state as a senior... Pitched a no-hitter in the Arizona state semi-final playoffs in '71.

Personal: He and his wife, the former Anna Zoback, have 2 children: Ryan Paul (8/22/77) and Rachel (6/25/80).

124

EDDIE CLARENCE MURRAY


Born: Feb. 24, '56; 6'2"; 200; Bats, L-R; Throws, R; Position: 1B.

Birthplace/Residence: Born and raised in Los Angeles, Cal. Now lives in Phoenix, Md. and L.A.

Contract Status: Signed five-year contract (with option for a sixth year) extending thru '85 season on Dec. 26, '80.

Tenure: Five years.

Signed Originally with: Baltimore.



YEAR CLUB	AVG.	G	AB	R	H	2B	3B	HR	RBI	BB	SO	SB	CS	HP
1973 Bluefield—1	.287	50	188	34	54	6	0	11	32	19	46	6	1	2
1974 Miami	.289	131	460	64	133	29	7	12	63	58	85	4	3	5
Asheville	.286	2	7	1	2	2	0	0	2	1	1	0	0	0
1975 Asheville	.264	124	436	66	115	13	5	17	68	53	79	7	4	4
1976 Charlotte	.298	88	299	46	89	15	2	12	46	43	41	11	3	1
Rochester	.274	54	168	35	46	6	2	11	40	34	27	3	1	1
1977 Baltimore	.283	160	611	81	173	29	2	27	88	48	104	0	1	1
1978 Baltimore	.285	161	610	85	174	32	3	27	95	70	96	6	5	1
1979 Baltimore	.295	159	606	90	179	30	2	25	99	71	78	10	2	2
1980 Baltimore	.300	158	621	100	186	36	2	32	116	54	71	7	2	2
1981 Baltimore	.294	99	378	57	111	21	2	*22	*78	40	43	2	3	1

M.L. Totals .291 737 2826 413 823 148 11 133 476 283 392 25 13 7

GWRBI: '79-14; '80-16; '81-10.

* Led league • Tied for league lead

1—Selected by Baltimore organization in June '73 free agent draft (3rd round, regular phase).... Signed on 7/1/73.

League Championship Series Record														
YEAR CLUB OPP.	AVG.	G	AB	R	H	2B	3B	HR	RBI	BB	SO	SB	CS	HP
1979 Bal. vs. Cal.	.417	4	12	3	5	0	0	1	5	5	2	0	0	0

World Series Record														
YEAR CLUB OPP.	AVG.	G	AB	R	H	2B	3B	HR	RBI	BB	SO	SB	CS	HP
1979 Bal. vs. Pit.	.154	7	26	3	4	1	0	1	2	4	4	1	0	0

All-Star Game Record														
YEAR CLUB SITE	AVG.	G	AB	R	H	2B	3B	HR	RBI	BB	SO	SB	CS	HP
1978 A.L., S.D.														
1981 A.L., Cle.	.000	1	2	0	0	0	0	0	0	0	0	0	0	0

Career Highs, Game: Runs—4, Sep. 18, '78 at Cle. (ties club record); **Hits—4,** seven times, (including 3 in '81), the latest Sep. 18, '81 vs. Mil. at Bal.; **Home Runs—3,** twice, Aug. 29, '79 (second game) at Min. and Sep. 14, '80 at Tor. (ties club record); **2,** five times, the latest on Aug. 16, '81 vs. Chi. at Bal.; **RBI—7,** Aug. 29, '79 (second game) at Min; **6,** Aug. 16, '81 vs. Chi. at Bal.; **5,** Sep. 19, '81 vs. Mil. at Bal.

Hitting Streaks: 19—Apr. 18 thru May 8, '79; 16—June 3 thru 19, '80; 15—Sep. 16 thru Oct. 1, '77; 14—July 8 thru 24 (first game), '79.

Despite the abbreviated season (105 games), Eddie has averaged 26½ home runs and 95 rbi in his 5 seasons as an Oriole.

1981 SEASON

Eddie led the A.L. with 78 rbi and tied 3 others for league high honors with 22 homers, thus becoming only the 2nd Oriole (joining Frank Robinson, '66) ever to lead (or share lead) the A.L. in both home runs and rbi in the same season.

He topped the O's in batting for the 2nd time in 3 seasons with a .294 average and finished among the league leaders in slugging (2nd, .534), total bases (5th, 202), gwrbi (tied for 9th, 10), runs (tied for 10th, 57) and hits (13th, 111).

In addition Eddie tied Doug DeCinces and the Mets' Dave Kingman for the major league lead with 2 grand slams and was the top fielding 1st baseman in the A.L.

For his efforts, he earned the Sports Boosters of Maryland's annual "most valuable oriole" award (by vote of writers and broadcasters covering the club) for the 2nd time and was the 1st unanimous selection since Ken Singleton in '77.

125

EDDIE MURRAY (Cont.)

Batting: Eddie batted over .290 for the 3rd consecutive season despite a very slow start... Hit .331 (103-for-311) in his final 82 games (starting May 9) with 22 homers and 74 rbi.

1st Half: After his best ever spring training (.391, 27-for-69, 12 rbi) in which he hit safely in 17 of his last 18 games, Eddie batted just .119 (8-for-67) with no homers and only 4 rbi in his 1st 17 regular season contests. Much of that can be attributed to a lingering viral infection which hampered him throughout April and sidelined him for 5 games (Apr. 20-26).

However, starting with the 2nd game of a doubleheader at Texas on May 9, he batted .331 (43-for-130) over the last 32 1st half games with 8 homers and 22 rbi to bring his average to .259.

At that point he was 2nd on club in homers (8) and 3rd in rbi (26)... Hit 1st home run in 20th game, May 12 off Toronto's Dave Stieb.

Was runner-up in A.L. "player of week" voting for May 11-17 when he batted .556 (15-for-28) with 2 homers and 8 rbi in 6 games... Cleveland's Len Barker pitched a perfect game vs. Toronto that week to win the award.

2nd Half: Eddie had an outstanding 2nd season, batting .331 (60-for-181) and slugging percentage (.635, 115 tb) with 14 homers and 52 rbi in 50 games... Led league in rbi during that span, was 2nd to California's Bobby Grich (16) in homers, and had 6th best average while driving in nearly 26% (52 of 201) of all Orioles' runs.

Had great finish, hitting .390 (39-for-100) over his last 28 games starting Sep. 4 with 8 home runs and 30 rbi... In that span, had 2 4-hit games and 4 or more rbi 4 times... In last two games of year, vs. N.Y. on Oct. 3-4, had 2 homers and 5 rbi to win rbi crown outright and gain share of home run title.

Shared A.L. "player of month" honors for 2nd straight year (see "Strong Finishes" below) with K.C.'s Willie Wilson after a .340 performance with 6 homers and 27 games... Earlier that month he won back-to-back A.L. "player of week" awards for weeks of Sep. 7-13 (.423, 3 hr, 10 rbi) and Sep. 14-20 (.500, 2 hr, 9 rbi), only 3rd time that has been done in history of the award.

By Month: April-.135 (5-for-37), 0 hr, 2 rbi, 10 g... May-.286 (34-for-119), 5 hr, 17 rbi, 29 g... June-.293 (12-for-41), 3 hr, 7 rbi, 10 g... August-.286 (20-for-70), 6 hr, 20 rbi, 19 g... September-.340 (33-for-97), 6 hr, 26 rbi, 27 g... October-.500 (7-for-14) 2 hr, 6 rbi, 4 g.

Odds and Ends: Batted .309 (58-for-188) with 10 hr and 37 rbi in 46 road games and .279 (53-for-190) with 12 hr and 41 rbi in 53 home games... Was O's top "key run" producer (run that puts club one down, in tie, lead or 2 up) with 44, 12 in the 6th inning or later.

Ejection: Was ejected for 3rd time in career on May 18 vs. Oakland by Durwood Merrill for arguing balls and strikes. Was tossed out twice in '79 by: Larry Barnett in Cleveland June 18 and by Rich Garcia in N.Y. on Aug. 4.

MVP Vote/Other Honors: Finished 5th in BBWAA vote for A.L. "mvp" with 137 votes, his highest finish ever... Trailing Rollie Fingers (319), Ricky Henderson (308), Dwight Evans (140) and Tony Armas (139)... Was also selected as Sylvania "Super Player" in fan voting as outstanding player in spring training.

Won CROWN-Orioles "player of month" honors in 3 of the 4 months award was made: May (edging Doug DeCinces 4 "game" awards to 3½); August (beating DeCinces again, 3½ to 3) and September (topping Lenn Sakata 5 to 4)... For the season, he led club with 15½ game awards (by vote of writers and announcers covering club on a regular basis).

★ ★ ★

1981 AND MAJOR LEAGUE CAREER

Home Runs: Eddie homered on final day of season to tie A's Tony Armas, Boston's Dwight Evans and California's Bobby Grich for A.L. home run title. It was only 2nd time an Oriole has won or shared the title (Frank Robinson in '66).

Among Youngest Leaders: At 24 years, 7 months Eddie was youngest major leaguer to win or tie for home run crown since Boston's Jim Rice (24-6) in '77... In last 20 years, Rice, Reds' Johnny Bench (22-9) in '70 and Boston's Tony Conigliaro (20-9, youngest ever) in '65 are the only other younger players to have achieved that distinction.

126

20 or More 5 Times: Has hit 20 or more homers in each of his 1st 5 big league seasons... Only Boog Powell (8), Brooks (6) and Frank (5) have had more 20 home run seasons for the O's.

Career Leaders: His 133 career homers rank him 6th on Baltimore's all-time list (see page 6) and he's 7th in the majors over the last 5 seasons ('77-'81) behind: Mike Schmidt (183), George Foster (169), Rice (165), Reggie Jackson (144), Dave Kingman (142) and Gorman Thomas (136).

32 HRs, '80: In '80 became 6th Oriole to have hit 30 homers in one season (see page 6)...

Was also only the 5th switch-hitter ever to crack the 30-homer plateau and joined Ken Singleton (35 hrs in '79) as the 2nd Oriole... The others are Mickey Mantle (9 times), Reggie Smith (twice) and Rip Collins (once, only N.L. player)...

Eddie is 9th all-time in homers among switchers... Mantle (536), Smith (296) and Singleton (208) are the top 3.

Multi HR Games/HR from Both Sides: Has tied club record with 3 home runs in a game twice: Aug. 29, '79 at Minnesota (2 off Geoff Zahn, 1 off Mike Marshall) and Sep. 14, '80 at Toronto (2 off Jackson Todd, 1 off Mike Barlow)... Only other Oriole to accomplish the feat more than once was Powell (3 times).

Has homered twice in a game 5 times including once in '81 (Aug. 16 at Baltimore off Chicago's Ross Baumgarten-lhp and Ed Farmer-rhp).

That also marked the 3rd occasion on which he has hit homers from each side of the plate in the same game. The others: Aug. 3, '77 (Dave Giusti-rhp, Bob Lacey-lhp), and Aug. 29, '79 at Min. (Zahn-lhp-2, Marshall-rhp). That feat has been accomplished only 29 times in A.L. history (10 times by Mantle).

Grand Slams: Hit 2 slams in '80 to tie DeCinces and Kingman for major league lead: Aug. 16 off Chicago's Ross Baumgarten and Sep. 7 off Cleveland's Wayne Garland, both at Memorial Stadium... His other 2 career slams have been hit on the road: Apr. 28, '78 off Lerrin LaGrow at Chicago, and July 31, '79 off Reggie Cleveland at Milwaukee.

★ ★ ★

Runs Batted In: In '81 Eddie became the 4th Oriole to lead A.L. in rbi, joining Brooks ('64), Frank ('66) and Lee May ('76)... Drove in 6 runs vs. Chi. Aug. 16 and 5 against Mil. Sep. 19... Had 16 rbi in 7 game stretch, Aug. 16-24.

Among Leaders: Over last 3 years has 293 rbi, and is tied with Milwaukee's Gorman Thomas for 2nd in majors behind Phillies' Mike Schmidt (326). His 5-year career total of 476 is already 8th in O's history and ranks 6th in majors during that period ('77-'81).

Youngest: Was majors' youngest rbi leader since Texas' Jeff Burroughs (23 yrs, 7 mos.) in '74 and 2nd youngest in A.L. (to Burroughs) in last 37 years.

Became youngest Oriole ever to drive in 100 runs in a season in '80 and his total of 116 rbi was 5th highest ever.

Switchers: In '80 Eddie and Singleton (104) became only the 2nd switch-hitting duo to drive in 100 runs apiece in the last 50 years... Ted Simmons and Reggie Smith of the '74 Cardinals were the other pair.

★ ★ ★

Ironman: Although he missed a career high of 6 games in '81 (5 with viral infection in April and one with sore wrist on Aug. 22), he has played in 98.5% (737 of 748) of the O's games during his career. Played in 444 consecutive games from Aug. 21, '77 to July 14, '80, the 2nd longest such streak in club history to Brooks' 463.

Switch-Hitting: In '81 for the 3rd time in his 5 seasons, Eddie had a better average and a higher power quotient as a righthanded batter.

1981: As a rhb, hit .387 (41-for-106), up from .286 in '80, and his highest average ever from the right side. He had a .660 slugging percentage and homered every 15.1 at bats, his highest frequency ever from either side.

As a lhb, batted .257 (70-for-272), down from .307 in '80; had a .485 slugging percentage, and homered every 18.1 at bats.

127

EDDIE MURRAY (Cont.)

Career: As a result of '81, his career figures for both average and slugging are now superior from the right side though his home run frequency is better as a lefthander.

Righthanded: .298 (259-for-870); .493 slugging; 38 hr; 1/22.89 home run frequency.

Lefthanded: .288 (564-for-1956); .492 slugging; 95 hr; 1/20.59 home run frequency.

A Natural Righthander, Eddie turned to switch-hitting in '75 & '76 while in the minors... Cal Ripken and Jim Schaffer (now with Royals) were instrumental in assisting him with the changeover.

★ ★ ★

vs. Opponents: Eddie excelled against 4 clubs in particular last year: Milwaukee-.522 (12-for-23), Minnesota-.393 (11-for-28), Cleveland-.391 (9-for-23) and Seattle-.360 (9-for-25)... Had highs of 4 home runs vs. Yankees and 11 rbi against Cleveland.

Has a .300 lifetime average against 6 clubs: Toronto-.335, Cleveland-.326, California-.318, Milwaukee-.317, Minnesota-.310 and Seattle-.302... Career highs are 14 home runs against Boston and 50 rbi vs. Detroit... See pages 34-35.

Vs. individual pitchers, he's enjoyed considerable success against: Milwaukee's Pete Vuckovich-.500 (7-for-14); Texas' Jon Matlack-.474 (9-for-19), Oakland's Rick Langford-.417 (20-for-48) and California's Don Aase-.391 (9-for-23).

Fielding: Eddie led A.L. 1st basemen with a .999 fielding percentage with just one error in 991 total chances... That equals the major league record for fielding percentage by a 1st baseman, season, but Eddie fell one game short of the 100 game minimum needed to qualify for the mark.

He also topped the circuit in assists (91) and finished 2nd to Brewers' Cecil Cooper in putouts (899), total chances (991) and double plays (98).

Committed only miscue of the year Sep. 21 against Detroit when he misplayed a pickoff attempt in 6th inning. That broke his string of 113 consecutive errorless games (1,112 total chances), dating back to Sep. 7, '80, the longest of his career. Since that date, he's erred just once in 126 games (1,252 tc).

Has career fielding percentage of .995 (30 e in 6,150 tc)... Was also 2nd in A.L. in chances in both '79 & '80, and, in '78, his 1st season as a full-time 1st baseman, led the league with 1,615 total chances (was a dh most of '77, his rookie year). Has also had errorless game streaks of 80 (July 9, '78 to Apr. 10, '79) and 61 (June 6 to Aug. 20, '80) games.

All-Star Games: Was selected to the A.L. all-star team as a reserve for the 2nd time in '81... Played the last 5 innings at 1st base, reaching on a fielder's choice and grounding to 2nd in his 2 at bats in the Aug. 9 game at Cleveland. Was also named to squad for the '78 game in San Diego, but did not see action.

CS/WS '79: After striking out in his first 2 trips in game one of the ALCS, Eddie reached safely 10 times in his final 15 plate appearances with 5 walks and 5 hits... Was the series' leading hitter at .417 (5-for-12) and top rbi producer with 4... Hit a 3-run homer off California's Mark Clear in game 2.

Continued his success in 1st 2 games of the world series against Pirates, reaching safely 7 times in 8 plate appearances on 4 hits and 3 walks, including a solo homer off Bert Blyleven in game 2. However, over the last 5 games, went 0-for-21 and drew just one base on balls.

In game 7 with the O's trailing 2-1, in the bottom of the 8th, Eddie came up with 2 out and the bases loaded and lined a shot to deep right off Kent Tekulve. Dave Parker slipped while breaking back on the ball, but then caught up with it to make the catch for the final out. That was the O's last threat in the decisive 7th game.

Fast Finishes: He has always finished strong in his 5 big league seasons, combining for a .339 average (199-for-587) in September-October with 32 homers and 125 rbi in 152 games... Has hit over .300 during that period each year: '77-.364, '78-.305, '79-.333, '80-.328, '81-.360.

Tied for A.L. "player of month" award in both Sep. '80 (with Jim Rice) and Sep. '81 (with Willie Wilson)... In Sep. '80, he batted .342 (41-for-120) with 8 home runs and 30 rbi. It was only the 4th time an Orioles player has driven in 30 runs in a single month.

PREVIOUS ORIOLES CAREER HIGHLIGHTS BY YEAR

1980: Batted .300 for 1st time and set personal highs with 100 runs, 186 hits, 32 homers, 116 rbi and 36 doubles... Was 5th in A.L. in both hr & rbi and led O's in both departments.

Batted .325 (101-for-311) in 2nd half with 20 homers and 67 rbi in 80 games after the all-star game... Finished 6th in A.L. "mvp" voting and 2nd to Al Bumbry in balloting for "most valuable Oriole".

1979: Led club in batting with .29537 average, edging Ken Singleton (.29473) on last day of season... Had career high 19-game hitting streak from Apr. 18 thru May 8... Drove in winning run 6 times in games decided in 7th or later, including 2 "sudden death" safeties at home.

1978: Easily won "most valuable Oriole" award after finishing 2nd to Singleton the year before... Was one of 3 in A.L. to play in all his club's games and was 2nd in league to "mvp" Jim Rice in total bases (293 to 406)... Led O's in runs, hits and rbi.

1977: Tied Lee May for club leadership in homers (27), setting an Orioles' record for a rookie, surpassing old standard of 22, held jointly by Ron Hansen ('60), Sam Bowens ('64) and Curt Blefary ('65).

Became 4th Oriole to win BBWAA "rookie of year" award (Hansen-'60, Blefary-'65 and Al Bumbry-'73)... Finished 2nd to Oakland's Mitchell Page for TSN rookie award.

Early Career: Eddie was originally signed by Ray Poitevint and Willie Moore. Was named to all-star teams in the Appalachian League ('73), Florida State League ('74) and Southern League ('75) while leading the club in homers in each of those years... Also led O's minor league system in '76 while splitting the season between Charlotte and Rochester.

Amateur Background: Starred in both baseball and basketball at Locke High School in Los Angeles (graduated '73)... Played 1st base and pitched (was 7-1 as a senior) and was a center on the basketball team.

Five players on his '73 team went on to play pro baseball, including shortstop Ozzie Smith and Minnesota pitcher Darrell Jackson, who served as tri-captains with Eddie.

Also played Little League, Babe Ruth and Connie Mack baseball.

PERSONAL

The Brothers Murray: Eddie is one of 12 children (has 7 sisters and 4 brothers)... All 5 of the Murray boys have played pro baseball.

The youngest, Richard, made his big league debut with the Giants in '80, batting .216 in 53 games with 4 homers and 24 rbi... The right-handed hitting 1st baseman was recalled by the Giants that June to replace Willie McCovey and enjoyed a good start before suffering severe ligament damage to his right finger in July, an injury which sidelined him for 2 months.

In '81 Richard played entire season at Phoenix (PCL), batting .326 with 12 homers and 69 rbi in 94 games... Was drafted off Phoenix roster by Cleveland in last December's major league draft and was added to the Indians' 40-man roster.

Both Venice and Leon (both older than Eddie) played for a time in the Giants' system. Charles, who hit 37 homers and drove in 119 runs in the California League in '64, retired after reaching the AAA level in the Houston organization.

Charity: In the past year Eddie has been active in the following charitable activities: Park Heights Street Academy; Sickle Cell Anemia; United Cerebral Palsy; Mayor's Metropolitan Youth Programs; New Holiness Refugee Church and Johns Hopkins Children's Center.

Last year he purchased 50 upper box seats for every Orioles home game and distributed them to inner-city under-privileged youngsters thru the "Take Me Out to the Ballgame" program administered by the Baltimore Jr. Association of Commerce in cooperation with the City's Dep't. of Human Resources.

During the last 2 years, Eddie has made a number of appearances in the Baltimore schools, working in association with the Dep't. of Education to impress upon youngsters at all grade levels the importance of discipline and staying in school.

Miscellaneous: Recently purchased a new home in Phoenix, Md... Splits his winters between Baltimore and Los Angeles... Attended California State University in L.A... Single.

JAMES (JIM) ALVIN PALMER


Born: Oct. 15, '45; 6'3"; 194; Bats, R; Throws, R; Position: P.

Birthplace/Residence: Born in New York City, but grew up in Los Angeles, Cal. and Scottsdale, Ariz. ... Now lives in Brooklandville, Baltimore County.

Contract Status: Signed thru '83 after agreeing to a two-year contract extension (plus an option year) in June '80.

Tenure: 15 years, 132 days.

Signed Originally with: Baltimore.



YEAR CLUB	W-L	ERA	G	GS	CG	SHO	SV	IP	H	R	ER	BB	SO
1964 Aberdeen—1	11-3	2.51	19	19	9	4	0	129	75	42	36	130	107
1965 Baltimore	5-4	3.72	27	6	0	0	0	92	75	49	38	56	75
1966 Baltimore	15-10	3.46	30	30	6	0	0	208	176	83	80	91	147
1967 Baltimore	3-1	2.94	9	9	2	1	0	49	34	18	16	20	23
Rochester	0-0	11.57	2	2	0	0	0	7	12	9	9	5	6
Miami	1-1	2.00	5	5	0	0	0	27	20	6	6	10	16
1968 Elmira	0-2	4.32	6	6	0	0	0	25	18	13	12	19	26
Rochester	0-0	13.50	2	2	0	0	0	4	4	6	6	8	6
Miami	0-0	0.00	2	2	0	0	0	8	4	2	0	9	5
1969 Baltimore	16-4	2.34	26	23	11	6	0	181	131	48	47	64	123
1970 Baltimore	20-10	2.71	39	39	17	5	0	305	263	98	92	100	199
1971 Baltimore	20-9	2.68	37	37	20	3	0	282	231	94	84	106	184
1972 Baltimore	21-10	2.07	36	36	18	3	0	274	219	73	63	70	184
1973 Baltimore	22-9	2.40	38	37	19	6	1	296	225	86	79	113	158
1974 Baltimore	7-12	3.27	25	26	5	2	0	179	176	78	65	69	84
1975 Baltimore	*23-11	*2.09	39	38	25	10	1	323	253	87	75	80	193
1976 Baltimore	*22-13	2.51	40	40	23	6	0	*315	255	101	88	84	159
1977 Baltimore	*20-11	2.91	39	39	22	3	0	*319	263	106	103	99	193
1978 Baltimore	21-12	2.46	38	38	19	6	0	*296	246	94	81	97	138
1979 Baltimore	10-6	3.29	23	22	7	0	0	156	144	66	57	43	67
1980 Baltimore	16-10	3.98	34	33	4	0	0	224	238	108	99	74	109
1981 Baltimore	7-8	3.75	22	22	5	0	0	127	117	60	53	46	35
M.L. Totals	140	2.78	503	473	203	51	2	3626	3046	1120	2071	1249	1212
	248												

* Led league * Tied for league lead

1—Signed by Baltimore organization as free agent on 8/16/63.

League Championship Series Record													
YEAR CLUB OPP.	W-L	ERA	G	GS	CG	SHO	SV	IP	H	R	ER	BB	SO
1969 Bal. vs. Min.	1-0	2.00	1	1	1	0	0	9	10	2	2	2	4
1970 Bal. vs. Min.	1-0	1.00	1	1	1	0	0	9	7	1	1	3	12
1971 Bal. vs. Oak.	1-0	3.00	1	1	1	0	0	9	7	3	3	3	8
1973 Bal. vs. Oak.	1-0	1.84	3	2	1	1	0	14.2	11	3	3	8	15
1974 Bal. vs. Oak.	0-1	1.00	1	1	1	0	0	9	4	1	1	11	4
1979 Bal. vs. Cal.	0-0	3.00	1	1	0	0	0	9	7	3	3	2	3
L.C.S. Totals	4-1	1.96	8	7	5	1	0	59.2	46	13	13	29	46

World Series Record													
YEAR CLUB OPP.	W-L	ERA	G	GS	CG	SHO	SV	IP	H	R	ER	BB	SO
1966 Bal. vs. L.A.	1-0	0.00	1	1	1	1	0	9	4	0	0	3	6
1969 Bal. vs. N.Y.	0-1	6.00	1	1	0	0	0	6	5	4	4	4	5
1970 Bal. vs. Cin.	1-0	4.60	2	2	0	0	0	15.2	11	8	8	9	9
1971 Bal. vs. Pitt.	1-0	2.65	2	2	0	0	0	17	15	5	5	9	15
1979 Bal. vs. Pitt.	0-1	3.60	2	2	0	0	0	15	18	6	6	5	8
W.S. Totals	3-2	3.30	8	8	1	1	0	62.2	53	23	23	30	43

All-Star Game Record													
YEAR CLUB SITE	W-L	ERA	G	GS	CG	SHO	SV	IP	H	R	ER	BB	SO
1970 A.L., Cin.	0-0	0.00	1	1	0	0	0	3	1	0	0	1	3
1971 A.L., Det.	0-0	0.00	1	0	0	0	0	2	1	0	0	0	2
1972 A.L., Atl.	0-0	0.00	1	1	0	0	0	3	1	0	0	1	2
1975 A.L., Mil.	(selected, did not appear)												
1977 A.L., N.Y. (AL)	0-1	22.50	1	1	0	0	0	2	5	5	5	1	3
1978 A.L., S.D.	0-0	10.13	1	1	0	0	0	2.2	3	3	3	4	4
A.S.G. Totals	0-1	5.27	5	4	0	0	0	13.2	11	8	8	7	14

Low-Hitters: No-Hitter—1, Aug. 13, '69 vs. Oak. at Bal; **One-Hitters**—4, May 12, '67 at N.Y.; July 27, '73 (first game) vs. Cle. at Bal; June 8, '75 vs. K.C. at Bal; Aug. 10, '76 vs. Min. at Bal; **Two-Hitters**—11, the latest June 1, '78 at N.Y.; **Three-Hitters**—17, the latest Apr. 6, '79 vs. Chi.; **Four-Hitters**—22, the latest June 27, '79 vs. Cle.

Strikeout Highs: 13—July 1, '71 at Cle; 12—May 24, '77 vs. Mil. at Bal.

Winning Streaks: 10—July 14 thru Aug. 26, '73; 9—Aug. 30, '77 thru Apr. 21, '78; 8—Aug. 23, '78 thru Apr. 6, '79.

1981 SEASON

In '81 Jim experienced only the 2nd sub-.500 year in 16 seasons with the Orioles.

He was 3-4 with a 2.94 era in 1st half and 4-4 with a 4.74 in the 2nd ... See detailed stats on page 28. He was 4-5 at home and 3-3 on the road.

Though his record was only 4-5 on Aug. 25, Jim's era was an impressive 2.88 at that point. In his last 7 starts, however, he was touched for 22 earned runs in 30.1 innings (6.53) a yield that boosted his final figure by nearly a full run per 9 innings to a final 3.75.

During that stretch he was knocked out 4 times in the 3rd inning or earlier (including twice in the 1st), yet, on 2 other occasions, beat the Brewers (Sep. 20) and Yankees (Sep. 24) with strong route-going efforts.

Since his 8th 20-win season, in '78, Jim has gone 33-24 in 3 seasons.

'81 & CAREER HIGHLIGHTS

vs. Opponents: Jim has 20 or more career wins against 7 opponents: New York & Cleveland (27 each); California & Chicago (24 each); Boston, Kansas City & Milwaukee (20 each). ... He's beaten 4 other clubs 19 times apiece: Detroit, Minnesota, Oakland & Texas. Has 7 shutouts against both Yankees and Indians.

New York... His 27 career wins (15 losses) vs. the Yankees represents a high among active pitchers and ranks 16th on the all-time list (Walter Johnson leads with 60 wins over N.Y.).

Jim is 15-6 lifetime at Yankee Stadium and 6-2 since that ballpark was renovated (starting '76).

Chicago... Had no decisions vs. Chicago in '81, but is 13-2 against the White Sox since June 16, '74... He's 24-9 lifetime.

Cleveland... Has a 2.17 career era (368.1 ip, 270 h, 89 er) against the Indians, his lowest vs. one opponent... He's 27-11 in decisions.

Detroit... Though 0-1 in '81 he's beaten the Tigers 7 times in 8 decisions since July 31, '76.

Oakland... Was 0-1 in '81 and is 1-4 in last 3 years since going 4-0 vs. the A's in '78.

Seattle... Has had more trouble with Mariners than any other club, as his 2-3 record and 5.88 era (33.2 ip, 42 h, 22 er) attest... His lone appearance against the M's last Aug. 25 at Seattle (no decision) was his 1st at the Kingdome in 4 years; since '77 when he lost his 1st 2 appearances there, both to Glenn Abbott (May 16 & July 31).

In 3 games there lifetime he's given up 13 hits and 11 runs in 9 innings. Jim didn't pitch at all against Seattle in '78 or '79.

For additional information re: Palmer vs. other clubs, see pages 40-48.

★ ★ ★

20-Win Seasons: In '78 he became the 1st 8-time 20-game winner in the A.L. in 43 years since Lefty Grove turned the trick for the 8th (and last) time in '35... Palmer, Grove and Walter Johnson (a 12-time 20-gamer, for the last time in '25) are the only 3 in the 80 year history of the A.L. to have enjoyed 8 20-win campaigns.

Jim is only the 2nd major leaguer in the last 43 seasons to win 20 that often. Warren Spahn did it 13 times for the Braves, the last in '63.

Palmer is only the 6th among pitchers who worked exclusively in the 20th century and only the 16th in the entire history of major league baseball to notch 20 wins 8 times.

The major league record is 16 by Cy Young (between 1890 and 1909 in both leagues)... The N.L. mark is 13, held jointly by Spahn & Christy Mathewson.

Other multi 20-game winners over the last several decades include: Bob Lemon and Fergie Jenkins—7 each; Robin Roberts and Bob Feller—6; Gaylord Perry, Catfish Hunter, Tom Seaver and Steve Carlton—5; Luis Tiant—4.

Lifetime Wins: With 248-140 record, Jim ranks 36th on the all-time list of winners... He is 6th among actives behind: Gaylord Perry (297), Jim Kaat (278), Fergie Jenkins (264), Steve Carlton (262) and Tom Seaver (259).

There are 4 other active pitchers with 200+ wins: Don Sutton (241), Phil Niekro (240), Luis Tiant (227) and Tommy John (223).

JIM PALMER (Cont.)

Low ERA: Jim's 2.78 era is 5th on the all-time list (since era became an official stat in '12-NL and '13-AL) among pitchers with 3000 or more innings, and 2nd among actives behind Tom Seaver.

The 5 Leaders: (1) Walter Johnson-2.37... (2) Grover C. Alexander-2.56... (3) Seaver-2.60... (4) Whitey Ford-2.74... (5) Palmer-2.78.

Jim's era is the lowest in the A.L. since Johnson retired 54 years ago ('27)... He has finished in the A.L.'s "top 5" 9 times in the past 13 seasons (exceptions '74, '79, '80, '81) and has twice won the era title ('73, '75).

W-L Percentage: Jim's .639 percentage is tops in the A.L. today and 2nd only to Seaver's .644 among active major leaguers (200 or more decisions minimum).

He ranks 12th on the list among those who have toiled in the 20th century exclusively... The leader is Whitey Ford (.690, 236-106).

Shutouts/Scoreless Innings: Though he hasn't pitched a shutout in the last 3 seasons (he had 6 in '78, the last on Aug. 23, '78 vs. Oakland), Jim ranks 13th on the all-time list with 51 (Walter Johnson leads with 113) and is 4th among actives behind: (1) Don Sutton-55... (2) Tom Seaver-54... (3) Gaylord Perry-52... Behind Palmer are: Luis Tiant-49, Nolan Ryan & Fergie Jenkins-47 each and Steve Carlton-46.

Jim's 10 shutouts in '75 are a club record and represent an A.L. high since Dean Chance had 11 in '64.

During an 18 day period in '78 (May 24 thru June 10), Jim pitched 4 shutouts in 5 starts. Three of them were in succession which gave him a piece of the club record along with Jack Fisher ('60), Hal Brown ('61), Milt Pappas ('64) and Tom Phoebus ('67)... He also had a string of 30.1 scoreless innings in that span, shy of the club record, 36, held by Hal Brown ('61).

Winning Streaks: He won 10 straight in '73 (July 14 thru Aug. 26), 9 in a row (Aug. 30, '77 thru Apr. 21, '78) and 8 straight (Aug. 23, '78 thru Apr. 6, '79).

In one 13 month period, spanning 2 seasons (from Aug. 30, '77 thru Sep. '78), Jim put together 3 7-game winning streaks, including the last 7 decisions in both '77 & '78.

1-0 Wins: He has an 8-3 record in complete game 1-0 decisions and is 9-5 overall... In '78, during a period in which he hurled 4 shutouts in 5 starts (see above), he went route to win 1-0 3 times (May 24 vs. Det., June 1 vs. N.Y. and June 10 vs. Oak.).

Among actives, Bert Blyleven (13), Gaylord Perry (12) and Fergie Jenkins (11) are the leaders in 1-0 wins.

200th Win: He became the 1st pitcher ever to win 200 games, all in a Baltimore uniform, on May 28, '78 (2nd game) when he blanked Cleveland at Memorial Stadium... Two former Orioles won more than 200, but not all with Baltimore: Robin Roberts (286, 42 with O's) and Milt Pappas (209, 110 with O's).

No-Hitter/Near Misses: He no-hit Oakland Aug. 13, '69 beating Chuck Dobson, 8-0, only 4 days after coming off a 6 week stretch on the disabled list (2nd start).

In '73 he experienced 2 near misses, both in Baltimore... Had a perfect game with 1 out in the 9th vs. Texas on June 16 (had retired 1st 25 batters) when Ken Suarez singled. Jim ultimately won a 9-1 2-hitter... Then, on July 27, a leadoff single in the 8th by Cleveland's George Hendrick was the only hit he allowed.

Jim pitched a no-hitter in the minors, at Aberdeen (Northern League) in '64, his 1st pro season.

Low Hitters: Among his 203 complete games are 55 in which he has limited the opponent to 4 hits or less... See details listed below his career statistical record on page 130.

Club Records: See pages 11 & 13.

Cy Young: Jim is 1 of 4 pitchers to have won the award 3 times ('73, '75, '76) in its 26-year history (starting '56) along with Sandy Koufax, Tom Seaver and Steve Carlton.

He, Koufax and Denny McLain are the only ones to have won the award in 2 straight years (McLain shared his 2nd with Mike Cuellar).

In '75 and '76 Jim was the only pitcher named on all 24 ballots (2 per A.L. city)... He polled 108 points in '76 to win handily over Mark Fidrych (51 points). In '75, he totaled 98 points to win over Catfish Hunter (74 points)... In '73 he was named on 20 of 24 ballots good for 88 points to beat out Nolan Ryan (52 points).

Jim has finished among the top 3 in Cy Young balloting 5 times: '73-1st, '75-1st, '76-1st, '77-2nd, '78-3rd.

Other Awards: Was TSN's A.L. "pitcher of the year" in '73, '75 & '76, and has been named to TSN's A.L. all-star team (by vote of fellow A.L. players) as the top righthander a total of 6 times.

He was voted to the A.P. major league all-star team in '75 & '76 and to the A.P. A.L. all-star team in '77 & '78... He won 4 straight Gold Gloves as the top fielding pitcher in the A.L. from '76 thru '79.

Jim is a 2-time winner of the Sports Boosters of Maryland's "most valuable Oriole" award ('72 & '73) and has been runner-up 3 times: in '75 (to Ken Singleton), in '76 (to Lee May) and in '78 (to Eddie Murray).

He was voted "comeback player of the year" in '75 by TSN and UPI... He won the Joe Cronin Award in '76 for significant achievement in the A.L. and finished 2nd in the BBWAA's A.L. "most valuable player" balloting to Reggie Jackson in '73.

All-Star Games: Jim has been named to the A.L. all-star team 6 times ('70, '71, '72, '75, '77, '78) and has started 4 times ('70, '72, '77, '78). In his last 2 starts he didn't fare too well.

In '78 he gave up 3 hits, 3 runs (all earned), 4 walks and fanned 4 in 2.2 innings at San Diego, but didn't give up any home runs and didn't get the loss.

In '77 at Yankee Stadium he yielded 5 hits including 3 homers (Joe Morgan, Greg Luzinski and Steve Garvey) and was the losing pitcher, 7-5.

In 3 previous games ('70, '71, '72) he had pitched a total of 8 scoreless innings while allowing only 3 hits and 2 walks, and striking out 8.

Has not pitched in an all-star game in any of the 3 years that he went on to win the Cy Young... He wasn't picked to the squad in '73 and '76 and did not pitch in '75 because of a tender arm, but was on the team.

WS/ALCS: Has a 7-3 record, has appeared in a total of 16 post-season games (15 starts) for the O's, and has an aggregate era of 2.65 (122.1 ip, 36 er).

1979: Started ALCS game #1 vs. Nolan Ryan, but came out after 9 innings in a 3-3 tie... Don Stanhouse picked up the 6-3 win an inning later on John Lowenstein's 3-run homer.

In the WS, he was O's starter in games #2 & #6... In 2nd game came out after 7 for a pinch-hitter in a tie game. Stanhouse ultimately lost that one in the 9th.

He lost to John Candelaria in #6, 4-0, after giving up 10 hits and all 4 runs in an 8 inning stint.

Pennant Clinchers: Went the route to win the pennant clinching games in each of O's first 4 A.L. championship seasons... That string was broken in '79 by Scott McGregor.

In '66, Jim beat the K.C. A's Sep. 22 to wrap up the first A.L. title, then won the 3rd and final game of the ALCS against the Twins in '69 & '70 and the Oakland A's in '71 as the O's swept all 3 series.

Youngest Shutout: Became the youngest ever to pitch a WS shutout when he blanked Sandy Koufax, 6-0, in game #2 in '66 at Dodger Stadium on 4 hits and 6 L.A. errors. At the time Jim was 20 years, 11 months and 21 days old... That, incidentally, was Koufax' last game in professional baseball.

'69-'70-'71 WS: He won opening game of '70 series vs. Cincinnati and won game 2 in '71 vs. Pittsburgh... Then, he pitched 9 innings in game #6 against the Pirates, one of the biggest games in O's history, and left with score tied 2-2. The O's ultimately won in the 10th to force the series to a 7th game with Dave McNally getting the win in relief.

Jim's only world series loss until '79 was at the hands of the Mets in '69 game #3 to Gary Gentry, 5-0.

ALCS Records: Jim holds total series records for most wins (4, tied with Catfish Hunter), most complete games (5), most strikeouts (46) and most walks (19, tied with Mike Cuellar).

★ ★ ★

CAREER SIDELIGHTS

Big League Debut/Early Career: Made his big league debut in relief at Boston Apr. 17, '65, then earned his 1st win on May 16, '65, also in relief, vs. Yankees' Pete Mikkelsen in Baltimore.

Led O's in wins (15) in '66, the Birds 1st pennant winning season... Dave McNally was 2nd with 13.

Pitched his 1st professional game at age 18, on May 1, '64 for the Aberdeen Pheasants (Northern League) at Grand Forks... He wasn't the pitcher of record in that game Aberdeen rallied to win 10-4. The big offen-

JIM PALMER (Cont.)

sive gun for Manager Cal Ermer's club that night was shortstop Mark Belanger who had 2 triples and 3 rbi.

One week later, in his 2nd pro start, (May 8, '64) Jim won his 1st game and pitched his 1st shutout, a 3-hitter, also against Grand Forks, in 10 innings.

Major Injuries: Back and shoulder injuries nearly ruined his career in '67-'68. He worked in only 2 games for the O's between June 8, '67 and the start of the '69 season.

During that period, he pitched at Rochester, Elmira and Miami trying to shake the ailments, but it wasn't until a stint in the Puerto Rican winter league after the '68 season that he began to overcome his physical problems.

Since then he has been afflicted with a series of arm, shoulder and back problems, but only 3 times have the injuries been serious enough to put him on the disabled list.

1969: After recovering from his '67-'68 maladies, Jim jumped out to a 9-2 start in '69 before tearing shoulder muscles on June 26... He went on disabled list for 42 days, then, 4 days after being activated, pitched a no-hitter against Oakland.

1974: In his only losing season (prior to '81), he spent nearly 8 weeks (June 20 to Aug. 13) on the disabled list with a sore elbow.

1979: He didn't pitch for 44 days (from July 1 until Aug. 13) and saw action in only 3 games over a 10 week period (from June 3 to Aug. 13) while suffering from tendinitis in the right elbow. During that span, Jim was on the disabled list from July 16 to Aug. 9.

Strikeouts/Walks: He has fanned 10 or more batters 13 times including a career high of 13 strikeouts at Cleveland July 1, '71... He had one 12 strikeout effort in '77 vs. Milwaukee on May 24 at Baltimore and has fanned 11 Twins 3 different times, all at Memorial Stadium ('70-1, '71-2).

He has twice walked 8 batters in a game, both times in 1st appearances of the year ('66 & '70).

Home Runs: In 3626 innings spread over 503 games, Jim has NEVER GIVEN UP A GRAND SLAM HOME RUN... Johnny Bench hit one off him while both were in the International League in '67 and Fred Patek once hit one in a spring exhibition game, but never in a regular season (or post-season) game.

He has yielded a total of 268 home runs, but is in no danger of matching Catfish Hunter's A.L. record (374), let alone Robin Roberts' major league mark (502).

Losing Streaks: Jim lost 7 in a row in '74 (7 straight starts from Apr. 30 thru June 7)... Otherwise, he has never dropped more than 4 consecutive decisions, and he's done that only once (in '78 from June 23 thru July 15).

Long Games: Jim has pitched more than 9 innings 19 times: 10 innings-11... 11 innings-4... 12 innings-4... He has a 5-6 record with 8 no-decisions in those 19 games... The last time he went into "over-time" was on Sep. 28, '77 when he went the route to win a 3-2 decision over Detroit in 11 innings.

In Relief: He has relieved 28 times in 503 appearances (regular seasons)... He came out of the bullpen 21 times as a rookie in '65 and made 3 more relief appearances in '69... Since June 28, '69, he has relieved only 4 times in 423 games, most recently on May 14, '80 vs. Texas in a losing cause.

In post-season he has relieved only once, in the final game of a losing cause against Oakland in the '73 ALCS (relieved starter Doyle Alexander... Jim had started the previous day).

Batting: He has hit 3 home runs lifetime: off New York's Jim Bouton in Baltimore May 16, '65; off Dave Morehead in Boston Apr. 13, '66, and off Cleveland's Rich Hand May 27, '70 in Baltimore.

Jim has a lifetime batting average of .174 (85-for-489), but hasn't batted in a regular season game since Sep. 29, '72.

In 3 ALCS (before the dh rule) he went 1-for-14 with 1 rbi and 1 double ('70 vs. Twins) and in 5 world series he is 1-for-21, a single in '70 vs. Cincinnati... He did set an offensive record in '71 vs. Pittsburgh by drawing 2 bases loaded walks in the same game (game #2).

Signing and Amateur Background: Jim was signed to a bonus contract with the Orioles by Jim Russo and Jim Wilson... He was an outstanding 3-sport athlete at Scottsdale High School (graduated '63) where he earned all-Arizona honors in baseball, basketball and football.

Personal: Jim has been the highly publicized sports representative for Jockey Underwear since the spring of '80... In January '81 he was selected the best dressed man in baseball in the national Cutty Sark sports fashion poll of some 200 sportswriters and sportscasters.

He has worked actively on behalf of the Cystic Fibrosis Research Foundation for the past 11 years, serving most of that time as national sports chairman.

Worked as color man for ABC-TV during '78 & '80 ALCS, and '81 World Series. Participated in Superstars competition for television in '75, '76, '78 & '79.

Attended Arizona State University... He has 2 daughters: Jamie Michell (11/16/66) and Kelly Christina (6/5/69).

DANIEL ALLAN (AL) RAMIREZ


Born: May 1, '57; 5'10"; 190; Bats, R; Throws, R; Position: P.

Birthplace/Residence: Born, raised, and still lives in Victoria, Texas.

Contract Status: Signed thru '82.

Tenure: None.

Signed Originally with: Baltimore.



YEAR CLUB	W-L	ERA	G	GS	CG	SHO	SV	IP	H	R	ER	BB	SO
1979 Miami-1	3-9	2.61	14	14	5	1	0	93	97	40	27	35	54
1980 Charlotte	16-8	2.98	29	29	10	1	0	196	151	73	65	92	166
1981 Miami	0-1	2.77	3	2	0	0	0	13	10	8	4	8	10
Rochester	1-3	4.17	8	8	0	0	0	41	32	19	19	19	26
Hagerstown	2-1	7.36	5	5	0	0	0	22	26	21	18	19	19
Pro. Totals	22-22	3.28	59	58	15	2	0	365	316	161	133	173	275

1—Selected by Baltimore organization in June '79 free agent draft (5th round, Baltimore's 4th selection, regular phase)... Signed by Ray Crone on 6/20/79.

Pitches: Fastball, curve, slider, and change.

1981: Allan was hampered most of the season with tendinitis in his right elbow which had originally developed while he was pitching for Caguas in the Puerto Rican League after the '80 season... Came home early from Puerto Rico and received treatment the rest of that winter.

Was brought along slowly during spring training and started season with Miami to take advantage of the warm weather... After appearing in 3 games was promoted to Rochester on May 3... Made just 2 starts before tendinitis developed in another area and was disabled on May 22.

Was activated on July 6 and was 0-1 in 2 starts for the Wings before being assigned to Hagerstown on July 19... Was 2-1 in 5 starts for the Suns before rejoining Rochester on Aug. 14... Was 1-1 in 4 appearances for the Wings the rest of the way but did not allow an earned run (11.2 ip) in his last 2 starts... Combined (3 hits in 5.2 ip) with Jim Umbarger to blank Toledo, 9-0, on Aug. 28... Started game 3 of Rochester's playoff series with Columbus and lost to the Clippers, 10-2 (1.2 ip, 4 h, 3 r-er).

Pitched last fall in the Florida Instructional League.

1980: Tied for the Southern League lead in starts (29) and was 2nd in both wins (16) and strikeouts (166)... Led the Orioles' farm system in wins and strikeouts... Won 9 straight starts from June 26 to Aug. 9, including a 1-hitter against Chattanooga July 21... Pitched 45 more innings than he allowed hits and struck out 9 batters in a game 3 times.

Pro Career: Despite a 3-9 record had a 2.61 era at Miami in '79... Pitched for Barranquilla in the Colombian League that winter.

Amateur Background: Pitched 4 seasons for Rice University in Houston, Tex... Holds all-time Southwest Conference record for career strikeouts (424)... Pitched a no-hitter against SMU in his 1st conference start ever in '76... In '77, ended Texas' 34-game winning streak, longest in NCAA history, with a 14-inning complete game effort... Was an all-Southwest Conference selection in both '78 and '79.

AL RAMIREZ (Cont.)

Pitched 4 years at Victoria High School (graduated '75)... Named to all-district team last 3 years... Also played Little League baseball... Pitched in Kansas and Alaska summer leagues.

Personal: Of Mexican descent... Graduated from Rice in June '79... Worked as a substitute teacher in the Victoria middle schools during the off-season... He and his wife, the former Hilda Marie Fernandez, were married on Sep. 2, '78.

Non-Roster Player

FLOYD KINNARD RAYFORD

Born: July 27, '57; 5'10"; 195; **Bats,** R; **Throws,** R; **Pos.:** IF-C.


Birthplace/Residence: Born in Memphis, Tenn... Grew up and still lives in Los Angeles, Ca.

Contract Status: Signed thru '82.

Tenure: 65 days.

Roster: Rochester.

Signed Originally with: California.



YEAR CLUB	AVG.	G	AB	R	H	2B	3B	HR	RBI	BB	SO	SB	CS	HP
1975 Idaho Falls—1	.283	*72	272	43	77	12	5	2	43	23	56	24	5	2
1976 Salinas	.273	125	462	73	126	19	6	5	67	41	85	17	3	5
1977 Salinas	.259	51	205	37	53	7	3	6	39	25	35	9	3	2
El Paso	.297	79	320	65	95	17	3	11	60	33	60	4	3	7
1978 El Paso	.313	126	483	78	151	36	2	17	87	39	81	8	2	2
1979 Salt Lake City—2	.294	135	551	98	162	28	6	13	80	57	105	18	5	2
1980 Baltimore	.222	8	18	1	4	0	0	0	1	0	5	0	0	0
Rochester	.230	107	387	51	89	22	0	9	46	24	87	5	2	3
1981 Rochester	.248	96	311	50	77	18	2	11	45	34	86	2	3	6
M.L. Totals	.222	8	18	1	4	0	0	0	1	0	5	0	0	0
Pro. Totals	.277	799	3009	496	834	159	27	74	468	276	600	87	26	29

'81 Season: Trained with O's for 2nd straight spring and appeared in 13 exhibition games (.188, 3-for-16) before being assigned to Rochester Apr. 3... For Red Wings he had a .333 on-base percentage (117-for-351) and did not bounce into a double play all year, in 311 at bats... Led club in strikeouts (86)...

Caught 42 games, played 3rd in 49 games and dh'd in 7 (.227, 5-for-22)... Was 2-for-6 as a pinch-hitter... Hit 9 of his 11 home runs in Rochester... Went 0-for-5 while playing in part of the 33 inning game vs. Pawtucket (Apr. 18-19, June 23).

'80 Season: Batted .349 (8-for-23) in his 1st 14 exhibition games for the O's including a 4-for-4 with 3 rbi vs. the Yankees at New Orleans Mar. 16... That effort won him a trip home with the Birds...

Orioles: Appeared in only 7 games before being optioned to Rochester May 7 to make room on the roster for pitcher Paul Hartzell (went 2-for-14)... Made his big league debut vs. K.C. at Bal. Apr. 17 as a late starter for the injured Doug DeCinces at 3rd base... His 1st hit was a bunt single, also vs. K.C. (Paul Splittorff) Apr. 27. Started 3 games (2 at 3rd and one at 2nd)...

Recalled Sep. 1 and appeared in only one game, a start at 3rd base, in the season finale (Oct. 4) and was 2-for-4 with an rbi.

Rochester: Led International League 3rd basemen in percentage (.942) in 96 games... Also saw action at 1st, 2nd, ss and catcher... In last 5 minor league seasons to that point, he'd led his league 3 times in fielding at 3rd base and finished second twice.

PREVIOUS CAREER HIGHLIGHTS

'79 Season: Remained with Salt Lake City all year despite the trade to the Baltimore organization and was the club "mvp"... Was recalled Sep. 1 by the O's, but didn't report because of a leg injury.

Led PCL 3rd basemen in fielding (.957)... Played at Caguas in Puerto Rican League that winter.

Early Career: Was signed for California by Larry Himes... His best year was '78 at El Paso where he hit .313, was 2nd in Texas League in doubles (36), and led in chances at 3rd base (325) as well as in putouts and assists...

He started '77 in California League, but was promoted to El Paso in May... Played mostly 1st and 2nd that year in Texas League because Carney Lansford was the regular 3rd baseman... Was all star 3rd baseman in California League in '76.

Amateur Background: Played 3 seasons of baseball at Manual Arts High (Paul Blair's alma mater) in Los Angeles... Was all-city pick twice and league "mvp" as a senior... Was primarily a catcher in high school... Was converted to the infield by the Angels.

Played Little League and Babe Ruth League baseball.

Personal: Hobbies: hunting and fishing... Single.

CALVIN (CAL & RIP) EDWIN RIPKEN, JR.


Born: Aug. 24, '60; 6'4"; 200; **Bats,** R; **Throws,** R; **Position:** 3B-SS

Birthplace/Residence: Born in Havre de Grace, Md., but grew up and still lives in nearby Aberdeen.

Contract Status: Signed thru '82.

Tenure: 56 days.

Signed Originally with: Baltimore.



YEAR CLUB	AVG.	G	AB	R	H	2B	3B	HR	RBI	BB	SO	SB	CS	HP
1978 Bluefield—1	.264	63	239	27	63	7	1	0	24	24	46	1	1	2
1979 Miami	.303	105	393	51	119	*28	1	5	54	31	64	4	3	1
Charlotte	.180	17	61	6	11	0	1	3	8	3	13	1	0	0
1980 Charlotte	.276	*144	522	91	144	28	5	25	78	77	81	4	2	3
1981 Rochester	.288	114	437	74	126	31	4	23	75	66	85	0	2	2
Baltimore	.128	23	39	1	5	0	0	0	0	1	8	0	0	0
M.L. Totals	.128	23	39	1	5	0	0	0	0	1	8	0	0	0
Pro. Totals	.277	466	1691	250	468	94	12	56	239	202	297	10	8	8

GWRBI: '80-5; '81-Roch, 11, Bal. 0.

* Led league • Tied for league lead
1—Selected by Baltimore organization in June '78 free agent draft (second round, Baltimore's fourth selection, regular phase)... Signed on 6/13/78.

1981 SEASON

Cal was enjoying an outstanding season at Rochester when he was recalled by the Orioles on Aug. 8 as the 2nd half began... Played sparingly over the final 2 months but was still selected as the shortstop on the major league all-rookie team selected by Topps, the only A.L. player so honored.

Rochester: Despite spending the final 3 weeks of the season in Baltimore, Cal was selected as the International League's "rookie of the year" and as the 3rd baseman on the all-league team chosen by managers and media... Led the league in slugging at .535 (234 tb/434 ab), and was also among the leaders in doubles (3rd, 31), game-winning rbi (tied for 3rd, 11), total bases (4th), home runs (tied for 4th, 23), rbi (5th, 75), and batting (11th, .288).

Topped Rochester in batting, runs (74), doubles, rbi, game-winning rbi, and tied Dan Logan for the home run lead... At the time of his recall, was also 1st in the I.L. in games (114), total bases, and doubles.

Had an outstanding start, batting .340 (32-for-94) in 1st 27 games... Hit 3 homers vs. Charleston on Apr. 27... Drove in 6 runs vs. Pawtucket on May 31 and scored 4 times against Richmond on June 9... Had season high 10 game hitting streak from May 1-10 (.444, 16-for-36, 10 rbi).

Played in 85 games at 3rd and 35 contests at shortstop, primarily when Bob Bonner was sidelined with injuries.

Baltimore: Cal made his major league debut in the Orioles' 1st game of the 2nd half on Aug. 10 when he was inserted as a pinch-runner in the 12th inning and scored the winning run against Kansas City... Singled off Chicago's Dennis Lamp on Aug. 16 for 1st big league hit.

CAL RIPKEN, JR. (Cont.)

Saw action in 12 games at short (9 starts), 6 games at 3rd, was employed as a pinch-runner 5 times, and was 0-for-4 as a pinch-hitter... Did not bat and played in just 2 games defensively after Sep. 11.

Youngest: Became the youngest player in the American League and 2nd youngest in majors (to Los Angeles' Fernando Valenzuela) when he joined the O's two weeks shy of his 21st birthday... Was the youngest Oriole to appear in a major league game since pitcher Mike Adamson made his debut at 19 years, 9 months in July, '67... Other notable O's "youngsters" include: Brooks Robinson (18-4), Wally Bunker (18-7), Jim Palmer (19-7), Frank Bertaina (20-3), and Paul Blair (20-7).

Winter Ball: He enjoyed another outstanding season under Ray Miller at Caguas in the Puerto Rican League... Led the league with 49 rbi and 6 gwrb, was 3rd with 10 homers and 6th in hitting at .314... A batting slump in the final 10 days of the season denied him an opportunity at becoming just the 3rd triple crown winner ever in the Puerto Rican League... Was selected as Caguas' "mvp" for the 2nd consecutive year.

PREVIOUS CAREER HIGHLIGHTS

1980: Was selected as the Southern League's all-star 3rd baseman... Tied for 1st in the league in games (144) and sacrifice flies (9) and led Charlotte in runs (91), hits (144), and doubles (28)... Hit 25 homers and was one of 2 players to break Charlotte's existing home run record (Drungo Hazewood broke own mark with 28)... Homered just 8 times total in 1st 2 professional seasons... Was the S.L.'s top fielding 3rd baseman with a .933 percentage (28 e in 415 tc).

Hit .279 with 6 homers and 38 rbi to win team "mvp" honors as Caguas captured the Puerto Rican winter league championship under Ray Miller.

1979: Was named as the shortstop on the Topps National Association Class A all-star team (comprising all Class A leagues) and the Florida State League all-star squad... Actually played more games at 3rd (58) than at short (52) for Miami that year.

Led the FSL in doubles (28) and finished 4th in batting (.303) despite being promoted to Charlotte on Aug. 5.

Pro Career: Signed by the late Dick Bowie... Played mostly at shortstop in his 1st year at Bluefield and led Appalachian League shortstops in putouts (92) while tying for 1st in double plays (31)... Played in the Florida Instructional League after each of his 1st 2 professional seasons.

Amateur Background: Pitched and played shortstop at Aberdeen High School (graduated '78)... In senior year, was 7-2 with an 0.70 era and 100 strikeouts in 60 innings while batting county best .492 with 29 rbi in 20 games... Pitched a 2-hitter and fanned 17 to win '78 Maryland Class A baseball championship.

Also earned 2 letters in soccer, was team captain, and both an all-county and all-metropolitan selection.

Played Little League, Babe Ruth League, and Mickey Mantle League baseball.

Personal: Is the son of Cal Ripken, Sr., Orioles' 3rd base coach, giving Baltimore one of the few father-son combinations on the same team in major league history (see Cal Sr.'s biography on page 73)... Single.

VICTOR (VIC) MANUEL RODRIGUEZ


Born: July 14, '61; 5'11"; 175; Bats, R; Throws, R; Position: 2B-3B.

Birthplace/Residence: Born in New York City (Manhattan) but grew up and still lives in Naguabo, Puerto Rico.

Contract Status: Signed thru '82.

Tenure: None.

Signed Originally with: Baltimore.



YEAR CLUB	AVG.	G	AB	R	H	2B	3B	HR	RBI	BB	SO	SB	CS	HP
1977 Bluefield—1	.293	53	188	28	55	10	4	3	23	7	30	2	1	0
1978 Bluefield	.321	59	209	26	67	4	2	2	28	8	23	0	0	0
1979 Miami	.307	67	228	23	70	10	2	1	31	18	19	2	0	2
1980 Alexandria	.300	33	130	20	39	4	2	2	15	13	17	5	0	2
Charlotte	.231	19	65	4	15	0	0	0	4	3	6	1	0	0
Miami	.326	49	184	21	60	10	2	2	21	18	16	1	2	0
1981 Charlotte	.306	138	553	68	169	22	1	9	65	37	51	5	4	1
Pro. Totals	.305	418	1557	190	475	60	13	19	187	104	162	16	7	5

1—Signed by Baltimore organization as an undrafted free agent on 2/15/77.

1981: Vic led Charlotte and finished 7th in the Southern League with a .306 average, the 2nd best in the entire Baltimore organization and the 4th consecutive season he has hit over .300... Tied for 4th in the S.L. in hits (169, most in O's system) and at bats (553).

Set career highs for games (138), at bats, runs (68), hits, doubles (22), runs batted in (65), and walks (37)... Also hit career best 9 homers after having just 10 total in 1st 4 pro seasons... Led Southern League 2nd basemen in putouts (337), was 2nd in fielding percentage (.975, 16 errors) and total chances (712), and was 3rd in double plays (90).

Batted just .220 (13-for-59) in his 1st 18 games but hit at a .328 (153-for-466) clip over his next 113 contests to raise his average to .316... Had just 3 hits in 28 at bats in his last 7 games... Hit in 12 straight games from July 27 thru Aug. 7 at a .456 (26-for-57) pace... Had 5 hits and 5 rbi vs. Orlando on July 27... Had consecutive 4-hit games against Memphis, Aug. 13-14... Homered twice vs. Chattanooga on July 2.

Was the O's regular starting 2nd baseman except for an 8-game span, May 25-June 3, when he served as the club's designated hitter... Batted .353 (12-for-34) in that period with 12 rbi.

Played for Bayamon in the Puerto Rican League last winter.

1980: Hit for a combined average of .301 (114-for-379) in 102 total games with Alexandria, Charlotte, and Miami... Started with Alexandria, was promoted to Charlotte on May 23, joined Miami on June 24, and returned to Charlotte on Aug. 13... Played that winter at Bayamon.

Pro Career: Signed by Tom Giordano when he was just 15 years old... Had been recommended by Luis Rosa... Hampered much of the '79 season by injuries... Missed 2 weeks with a hyperextended right knee in May, then tore ligaments in the same and was out 6 weeks... Did not play again until July 20.

Was the Appalachian League's 4th leading hitter in '78 with a .321 average and was named the circuit's top designated hitter that year... Also played for Bayamon in '77 and went to the Florida Instructional League in the fall of '79... Has played 2nd, 3rd, and short during his professional career... Has walked only 104 times in 1,557 career at bats.

Amateur Background: Played Little League and Babe Ruth baseball in Puerto Rico.

Personal: His father was a former professional baseball player in Puerto Rico... Single.

GARY STEVEN ROENICKE


Born: Dec. 5, '54; 6'3"; 200; Bats, R; Throws, R; Position: OF.

Birthplace/Residence: Born in Covina, Cal. (due east of L.A.)... Grew up in West Covina and now lives in nearby Diamond Bar.

Contract Status: Signed thru '82.

Tenure: Three years, 162 days.

Signed Originally with: Montreal.



GARY ROENICKE (Cont.)

YEAR CLUB	AVG.	G	AB	R	H	2B	3B	HR	RBI	BB	SO	SB	CS	HP
1973 Jamestown—1	.298	68	255	48	76	17	6	3	40	37	38	3	1	3
1974 West Palm Beach	.277	131	470	68	130	24	0	14	*82	63	61	22	10	11
Quebec	.333	1	3	0	1	0	0	0	0	0	0	0	0	0
1975 Quebec	.285	131	466	67	133	23	0	14	*74	58	73	6	5	12
1976 Denver	.290	77	252	56	73	11	5	12	44	41	39	4	1	5
Montreal	.222	29	90	9	20	3	1	2	5	4	18	0	0	1
1977 Denver—2	.321	124	448	87	144	31	4	11	72	46	45	12	7	13
1978 Baltimore	.259	27	58	5	15	3	0	3	15	8	3	0	1	1
Rochester	.307	98	329	49	101	15	1	13	64	34	50	3	7	7
1979 Baltimore	.261	133	376	60	98	16	1	25	64	61	74	1	3	12
1980 Baltimore	.239	118	297	40	71	13	0	10	28	41	49	2	0	6
1981 Baltimore	.269	85	219	31	59	16	0	3	20	23	29	1	2	2
A.L. Totals	.256	363	950	136	243	48	1	41	127	133	155	4	6	21
N.L. Totals	.222	29	90	9	20	3	1	2	5	4	18	0	0	1
M.L. Totals	.253	392	1040	145	263	51	2	43	132	137	173	4	6	22

GWRBI: '79-11: '80-4: '81-2.

* Led league.

1—Selected by Montreal Expos' organization in June '73 free agent draft (first round, regular phase). Signed on 6/7/73.

2—Acquired by Baltimore Orioles from Montreal Expos along with pitchers Don Stanhouse and Joe Kerrigan in deal for pitchers Rudy May, Randy Miller, and Bryn Smith (assigned from Rochester to Denver) on 12/8/77.

League Championship Series Record

YEAR CLUB, OPP.	AVG.	G	AB	R	H	2B	3B	HR	RBI	BB	SO	SB	CS	HP
1979 Bal. vs. Cal.	.200	2	5	1	1	0	0	0	1	0	0	0	0	1

World Series Record

YEAR CLUB, OPP.	AVG.	G	AB	R	H	2B	3B	HR	RBI	BB	SO	SB	CS	HP
1979 Bal. vs. Pit.	.125	6	16	1	2	1	0	0	0	0	6	0	0	0

Career Highs, Game: Runs—3, three times, latest May 14, '81 at Tor.; Hits—4, twice, the latest Aug. 28, '80 vs. Cal. at Bal.; Home Runs—2, July 29, '79 at K.C.; RBI—5, Sep. 18, '78 at Cle; 4, twice, the latest Sep. 9, '79 at Bos.
Hitting Streaks: 7, May 14 thru May 20, '81.

'81 SEASON/ORIOLES CAREER

Batting: In '81, was hitting .300 as late as Sep. 17, and .293 on Sep. 26 before dropping to a final .269 after a 1-for-21 slide in his last 14 games.

Home run and rbi production were down for the 2nd straight year... Didn't hit his 1st homer until Aug. 23, in his 55th game (with one on off Oakland's Mike Norris). In last 2 years has total of 13 homers and 42 rbi in 203 games compared to 25 home runs and 64 rbi in 133 games during '79.

Batted .328 (41-for-125) in 1st half with a .404 on-base percentage (57-for-141) no home runs and 11 rbi in 44 games... In the 2nd half he batted only .191 (18-for-94) with 3 homers and 9 rbi in 41 games.

vs. Opponents: Batted .583 (7-for-12) vs. Oakland, .450 (9-for-20) vs. Minnesota and .348 (8-for-23) vs. California... Lifetime, he's hitting .355 (22-for-76) vs. A's, and .324 (24-for-74) against Milwaukee...

See pages 34-35 for complete stats, '81 & lifetime, vs. each opponent.

Has .571 career average against Brewers' Mike Caldwell (12-for-21); .423 (10-for-23) vs. Twins' Roger Erickson with 3 home runs and .474 (9-for-19) against Oakland's Matt Keough with 2 homers.

Fielding: A wild throw at Texas on May 9 (1st game) was his 1st error in 132 games (246 chances) since Sep. 28, '79... Had total of 3 miscues in '81, but has .988 career percentage (8 e in 669 chances) for O's... Played all 3 outfield positions again in '81.

Led O's outfielders in assists in '79 (10) & '80 (8)... Registered only 2 assists in abbreviated '81 season... Led all A.L. outfielders in percentage in '80 at 1.000 (205 chances).

Operation/Injuries: Underwent surgery on Nov. 11, '80 for removal of loose bone fragments from right elbow. Fractured left wrist while sliding on June 9, '80 & missed 30 games (returned July 15)... See "Hit by Pitch/Mask" below.

Hit by Pitch/Mask: Has been hit 20 times with pitches in last 3 years including twice last year... Was hit in face by Lerrin LaGrow (Chi.) on Apr. 7, '79 (2nd game of season) and 25 stitches were required to close wound in upper lip. Returned to action 8 days later using a special helmet-face guard which he ultimately discarded at start of '81 campaign.

ORIOLES CAREER HIGHLIGHTS BY YEAR

1980: Batted .214 (22-for-113) in 1st 39 games with no home runs; hit .341 (43-for-126) from May 28 thru Aug. 28 though he was out from June 9 to July 15 with a fractured wrist; then batted only .103 (6-for-58) in last 30 games... Was 6-for-12 as pinch-hitter...

1979: His career high 25 homers tied Eddie Murray for 2nd on club behind Ken Singleton's 35... Was 3rd in walks (61) and 4th in rbi (64)... Hit .304 (49-for-161) with 13 homers and 35 rbi in 1st 55 games thru June 20, then batted .228 (49-for-215) in last 78 games with 12 homers and 29 rbi.

Had 7 straight hits in 2 game period, June 2 & 4 vs. Texas & Minnesota... Spoiled Mike Norris no-hitter with 7th inning double May 9 at Baltimore... Norris wound up with 1-hit 4-2 win...

Bounced into triple play vs. A's on May 7 at Memorial Stadium... Rick Langford was pitcher at the time... Had 3 gwrbi in '79, all on successive days at Boston Sep. 7-8-9.

1978: Made 25 man squad at start of year after impressive spring training, but appeared in only 17 games during 1st 6 weeks and was batting only .194 (7-for-36) when optioned to Rochester May 18 (Ellie Hendricks was activated at same time).

After slow start with Red Wings, batted .366 (45-for-123) in last 34 games with 7 homers & 38 rbi... Led Wings that year in homers (13) and was 2nd in rbi (64).

Rejoined O's Sep. 5 and batted .364 (8-for-22) with 3 homers & 9 rbi in 10 games, and hit a grand slam at Cleveland off David Clyde on Sep. 18.

EARLY CAREER

Montreal: Was Expos 1st round pick in June '73 and was subsequently signed by Bob Zuk who later scouted for O's.

Was first recalled by Montreal in Sep. '75, but didn't appear in a game... On June 6, '76 he was brought up again after Gary Carter broke a thumb... Was 0-for-9 (vs. Giants) at the start, then went 10-for-24 vs. Giants, Dodgers & Padres (all on west coast).

Hit 1st 2 big league homers in consecutive games, June 15 & 16, '76 at San Diego (off Alan Foster & Dave Freisleben)... Was re-optioned to Denver July 14, '76, but returned to Montreal in September.

Minors: Had .309 composite average (318-for-1029) in 3 years at AAA level. Named to league all-star teams in each of 1st 3 pro seasons: NY-Penn League in '73 (3rd base), Florida State League in '74 (3rd base) and Eastern League in '75 (outfield).

Led FSL in rbi (82) and was 2nd in homers (14) in '74... Was Eastern League's "mvp" in '75 while leading the loop in rbi (74) and celebrated his conversion from 3rd base to the outfield by pacing the league in outfield assists (22).

Twice earned Topps "player of the month" honors: June '74 in FSL and Aug. '75 in Eastern League.

Amateur Background: Was a 3-sport athlete at Edgewood High (West Covina)... Played shortstop in baseball, forward in basketball and both split end and defensive back in football... Won high school all-American honors in baseball and was both all-league and all-valley in all 3 sports.

Played Pony, Colt and Connie Mack baseball in West Covina.

Personal: Gary's brother, Ron, 2 years younger, is on Dodgers' roster... Last year, Ron who was the Dodgers 1st round pick in the June '77 draft (secondary phase) hit .316 in the Pacific Coast League before appearing in 22 games for the Dodgers... He, like his brother, Gary, is an accomplished outfielder.

Gary's father, Floyd, is a junior high teacher and a former high school baseball coach... Gary has attended both Cal Poly in Pomona and UCLA in off-seasons... Hobbies: water skiing, fishing and golf.

He and his wife, the former Debra Lynn Britton of Denver, were married Oct. 28, '78. They have a son, Jarett Steven (1/15/80).

WILLIE ARTHUR ROYSTER


Born: Apr. 11, '54; 5'11"; 180; Bats, R; Throws, R; Position: C-DH.

Birthplace/Residence: Born and raised in Clarksville, Va... Now lives in Washington, D.C.

Contract Status: Signed thru '82.

Tenure: 32 days.

Signed Originally with: Baltimore.



YEAR CLUB	AVG.	G	AB	R	H	2B	3B	HR	RBI	BB	SO	SB	CS	HP
1972 Bluefield—1	.234	41	124	20	29	3	4	3	15	15	28	1	1	1
1973 Miami	.266	114	331	49	88	13	3	6	43	27	38	19	2	3
1974 Miami	.268	121	410	54	110	10	3	12	66	21	68	8	3	3
1975 Lodi	.219	53	192	19	42	11	1	3	20	13	54	5	0	1
Asheville—2	.254	61	201	22	51	10	1	3	21	17	53	2	4	1
1976 Niagara Falls—3	.235	53	196	30	46	7	1	8	35	30	51	10	2	3
1977														
1978 Charlotte	.253	125	395	52	100	15	3	13	52	28	91	15	3	3
1979 Rochester	.281	47	128	17	36	4	0	3	13	7	28	2	4	1
Miami	.323	39	130	11	42	8	0	1	11	10	26	6	3	2
Charlotte	.500	2	6	3	3	3	0	0	2	1	1	0	0	0
1980 Charlotte	.215	26	79	10	17	5	1	1	14	6	28	3	1	1
Rochester	.264	69	242	29	64	11	0	3	35	7	51	7	1	4
1981 Charlotte—4	.265	138	562	98	149	22	2	31	88	35	120	53	11	6
Baltimore	.000	4	4	0	0	0	0	0	0	0	2	0	0	0
M.L. Totals	.000	4	4	0	0	0	0	0	0	0	2	0	0	0
Pro. Totals	.259	893	3000	414	777	122	19	87	415	217	639	131	35	29

1—Selected by Baltimore organization in June '72 free agent draft (22nd selection, regular phase)
 ... Signed on 6/21/72.
 2—Unconditionally released on 4/8/76... Signed by Pittsburgh organization as a free agent on 5/11/76.
 3—Released on 4/1/77... Re-signed by Baltimore organization on 11/14/77.
 4—Contract purchased by Baltimore on 9/3/81.

1981 SEASON

Willie was selected as the Charlotte O's "mvp" and set Charlotte class AA baseball records for home runs (31, breaking mark by Drungo Hazewood, '80), runs batted in (breaking record by Graig Nettles, '67), and stolen bases (53)... Finished among the Southern League leaders in at bats (2nd, 562), homers (tied for 3rd), total bases (3rd, 268), steals (4th), runs (tied for 4th, 98), and runs batted in (9th)... Set career highs in all those departments as well as games (138) and doubles (22).

Was named to the S.L. all-star team as the designated hitter although he caught 131 of Charlotte's 143 games... The all-star catcher, Tim Laudner of Orlando, set a league record with 42 home runs and was the circuit's "mvp"... Willie also tied with John Denman in voting by Charlotte fans for the O's "most popular player."

Had his best stretch over a two-month period from June 1 thru Aug. 2 when he batted .329 (78-for-237) in 58 games with 20 homers and 51 rbi... During that span had a 12 game and two 8 game hitting streaks... In 2nd 8 game streak (July 21 thru 28), batted .541 (20-for-37)... Was selected as the league's "player of the week" for the week of July 27 thru Aug. 2 when he hit .486 (17-for-35) with 4 homers and 9 rbi (3 gwrbi) in 7 games (Charlotte was 7-0)... Had 5 hits vs. Orlando on July 27.

Led Southern League catchers in games (131), total chances (902), putouts (780), and errors (22), and was 2nd in assists (100).

Baltimore: Joined the Orioles at the conclusion of Charlotte's season... Reported Sep. 3 and made major league debut that night, catching the final 3 innings and striking out twice against Oakland... Saw action in 3 more games behind the plate and was 0-for-1 as a pinch-hitter... Handled 5 total chances without an error.

Winter Ball: He played for Magallananes in the Venezuelan League and batted .285 with 6 homers, 24 rbi, and 38 runs scored... Was selected to play in the league's all-star game and went 2-for-5 with 2 steals.

PREVIOUS CAREER HIGHLIGHTS

1980: Split the season between Charlotte and Rochester and hit for a combined average of .252 (81-for-264) in 95 games... Was pro-

moted to Rochester on June 6 and did most of the catching for the Red Wings down the stretch when Kevin Kennedy was sidelined with a fractured ankle.

Pro Career: Willie was signed originally for the Orioles by the late Dick Bowie... Hit a composite .307 (81-for-264) with Rochester, Miami, and Charlotte in '79... Split behind the plate and in the outfield for Charlotte in '78... Has now stolen 131 bases in 166 career attempts (.789).

Returned to the Orioles' organization in '78 after a 2 year absence... On Aug. 21, '74, Willie, then in his 3rd pro season at Miami, was hit in the right eye by his own bunted ball in a game against Fort Lauderdale and experienced serious after-effects with his vision.

Played the '75 season at Lodi and Asheville, but his performance deteriorated, and was released at the end of the year... Subsequently signed with the Pirates, but was released after appearing in just 53 games in the N.Y.-Penn League in '76.

Played in the Venezuela summer league in '77 and hit well... Later, Dick Bowie saw him playing in a Northern Virginia sandlot league and recommended that Willie be invited to play with the O's Florida Instructional League club at St. Petersburg... Responded by hitting .417 and was signed to a Charlotte contract in mid-November.

Amateur Background: Hit over .300 in each of 3 varsity seasons at Washington D.C.'s Spingarn High School (graduated '72)... Earned all-metropolitan Washington honors and was team captain in '72... Also won 2 letters in football.

Played American Legion and Washington sandlot baseball.

Personal: Attended Howard University in Washington... An avid racquetball player... Willie and his wife, Denie, have 1 daughter, Kimberly Larese (2/1/76).

LENN HARUKI SAKATA

Born: June 8, '53; 5'9"; 160; Bats, R; Throws, R; Position: 2B-SS

Birthplace/Residence: Born, and raised in Honolulu, Hawaii... Now lives in Merced, Ca.

Contract Status: Signed thru '82.

Tenure: Three years, 24 days.

Signed Originally with: Milwaukee.



YEAR CLUB	AVG.	G	AB	R	H	2B	3B	HR	RBI	BB	SO	SB	CS	HP
1975 Thetford Mines—1	.257	121	421	63	108	9	3	9	43	52	67	16	5	3
1976 Spokane	.280	141	510	64	143	23	5	10	70	29	65	6	4	1
1977 Spokane	.304	94	345	52	105	19	4	4	73	42	43	17	2	0
Milwaukee	.162	53	154	13	25	2	0	2	12	9	22	1	3	0
1978 Milwaukee	.192	30	78	8	15	4	0	0	3	8	11	1	0	0
Spokane	.269	49	156	24	42	14	3	6	20	15	15	4	2	3
1979 Vancouver	.300	118	454	59	136	21	3	6	64	30	43	16	7	3
Milwaukee—2	.500	4	14	1	7	2	0	0	1	0	1	0	0	0
1980 Rochester	.344	26	93	19	32	6	1	3	8	7	8	5	0	1
Baltimore	.193	43	83	12	16	3	2	1	9	6	10	2	1	0
1981 Baltimore	.227	61	150	19	34	4	0	5	15	11	18	4	0	1
M.L. Totals	.203	191	479	53	97	15	2	8	40	34	62	8	4	1

GWRB: '80-Roch. 0, Bal. 2; '81-2.

1—Selected by Milwaukee Brewers' organization in January '75 free agent draft (first round, secondary phase)... Signed on 1/19/75.
 2—Acquired by Baltimore Orioles from Milwaukee Brewers in deal for pitcher John Flinn on 12/6/79.

Career Highs, Game: Runs-2, six times (5 Bal., 1 Mil.), the latest Oct. 1, '81 at Det.; Hits-4, Sep. 20, '81 vs. Mil. at Bal.; **Home Runs**—2, twice, Sep. 20, '81 vs. Mil. at Bal. and Oct. 1, '81 at Det.; **RBI**—5, Sep. 20, '81 vs. Mil. at Bal.; 4, Sep. 6 vs. Oak. at Bal.

Hitting Streaks: 7—Sep. 2 thru 8, '81.

LENN SAKATA (Cont.)

'81 SEASON/ORIOLES CAREER

'81 Summary: Played in all of O's last 30 games (starting Sep. 2) and started the final 28 (beginning Sep. 4), all but one at shortstop... Prior to Sep. 2, he was batting only .189 (10-for-53) and had appeared in only 31 of the club's 75 games... After that he hit .247 (23-for-97)... In one 5 game stretch, from Sep. 2 thru 8, he went 9-for-16 to raise his average from .189 to .270... Hit all 5 of his homers in Sep.-Oct. (see below).

Sprained his right ankle on May 9 at Texas and was disabled until May 28.

Home Runs/Big Days: His 1st home run of the year was also his 1st career grand slam, off Oakland's Dave Beard at Baltimore, Sep. 6... The blast, a game-winner, broke a 4-4 tie in the 7th inning.

Exactly 2 weeks later, on Sep. 20 also at Baltimore, he enjoyed the most productive day of his career. He had his 1st 2-homer game (0 on off Brewers' Mike Caldwell and 2 on off Reggie Cleveland), had a 4-hit day for the 1st time and set a career high for rbi in a game (5).

On Oct. 1, he homered twice again, both with bases empty off Dave Tobik at Tiger Stadium.

Fielding: After becoming a starter at shortstop on Sep. 4, he handled 128 chances with only 3 errors at that position (.977).

On the season, he appeared in 42 games at short (6 e in 164 chances, .963) and 20 games at 2nd base (1 e in 73 chances, .986).

Until appearing in 4 games for O's at short in '80, Lenn had played exclusively at 2nd base since college... In the majors he has a .984 percentage at 2nd base (10 errors in 610 chances).

vs. Opponents: Lifetime, he's batting .348 (8-for-23) vs. Brewers, his original club, and has hit 3 of his 8 home runs off Milwaukee pitching... See page 44 for more details on his success against Brewers... Has .524 career average (11-for-21) against Twins, but is 0-for-34 lifetime vs. Chisox.

1980: After coming from Milwaukee the previous winter, Lenn trained with O's but was assigned to Rochester at end of spring... Was leading International League in hitting when recalled to Baltimore May 23 (after Kiko Garcia and John Lowenstein were disabled). Was used primarily as backup 2nd baseman rest of year... Went 4-for-5 as a pinch-hitter (had never been used in that capacity in majors previously) with a home run, double and 4 rbi.

"Sudden Death" Sakata: Won 2 games in "sudden death" in his 1st 2 pinch-hit appearances (lifetime)... On June 2 homered off Brewers Bob McClure in bottom of 11th at Baltimore to give O's 9-8 win... In next pinch-hit effort, 8 days later (June 10), he singled off Oakland's Bob Lacey in bottom of the 9th to give Birds a 3-2 win.

PREVIOUS CAREER HIGHLIGHTS

Milwaukee: Spent parts of '77, '78, '79 seasons with the Brewers... Called up to majors first time on July 19, '77 when injuries sidelined Robin Yount, Don Money and Tim Johnson and started 46 of next 50 games at 2nd base. Made big league debut by going 0-for-7 in a doubleheader at Yankee Stadium on July 21, but picked up his 1st hit the next day, a single off Ron Guidry, and hit his 1st home run off Dennis Martinez at Memorial Stadium July 25.

Started '78 as Brewers regular 2nd baseman vs. lefthanders, but was ultimately optioned to Spokane July 9... A 2-run single against Baltimore Apr. 9 accounted for 2 of his 3 rbi.

Returned to Milwaukee for a 3rd tour Sep. 1, '79 after a full season in the PCL and went 7-for-14 in 4 games.

Minors: Signed for Brewers by Dick Bogard... Had been drafted previously by San Francisco and San Diego, but did not sign... Had .286 career average in minors (566-for-1979).

Was all-star 2nd baseman (by vote of managers) in PCL in '79 and in Eastern League in '75.

Amateur Background: Played one season at Treasure Valley Community College (Ontario, Oregon) before transferring to Gonzaga University (Spokane) for 2 years.

Earned all-district & 2nd team junior college all-American honors at 2nd base for Treasure Valley in '72... Was all-district and all-Big Sky Conference 2nd baseman at Gonzaga in '73 & '74... Was 3rd team all-America pick in '74.

144


Lettered in baseball, basketball and golf at Kalani High (graduated '71) and was all-state shortstop in '71 as senior... Kalani won state championship in '70... Was number 1 man on golf team senior year with a 77 average.

Played Babe Ruth and American Legion ball... Legion team (Holsum Post) won Hawaii state championship in '70 & '71... Lenn was state "mvp" in '71.

Personal: Of Japanese descent... Hobbies: golf and tennis... He and his wife, the former Darren Kay Bell, were married Jan. 14, '78.

JOHN T. SHELBY

Born: Feb. 23, '58; 6'1"; 175; Bats, L-R; Throws, R; Position: OF.



Birthplace/Residence: Born, raised, and still lives in Lexington, Ky.

Contract Status: Signed thru '82.

Tenure: 22 days.

Signed Originally with: Baltimore.

YEAR	CLUB	AVG.	G	AB	R	H	2B	3B	HR	RBI	BB	SO	SB	CS	HP
1977	Bluefield—1	.256	60	211	28	54	9	1	0	21	10	44	6	5	0
1978	Miami	.231	13	26	4	6	1	0	0	3	3	5	0	2	1
	Bluefield	.282	64	248	49	70	9	1	6	25	30	45	7	4	3
1979	Miami	.201	132	478	50	96	11	6	3	38	44	120	13	10	5
1980	Charlotte	.241	134	*560	66	135	27	11	6	51	22	122	34	14	1
1981	Charlotte	.235	62	251	40	59	11	4	2	21	27	38	24	11	0
	Rochester	.264	76	326	42	86	21	8	3	32	16	55	18	6	0
	Baltimore	.000	7	2	2	0	0	0	0	0	0	1	2	0	0

M.L. Totals .000 7 2 2 0 0 0 0 0 0 0 0 1 2 0 0

Pro. Totals .241 548 2102 281 506 89 31 20 191 142 430 104 52 10

GWRBI: '80-3; '81—Char. 3, Roch. 1, Bal. 0.

* Led league

1—Selected by Baltimore organization in January '77 free agent draft (first round, regular phase) Signed on 5/22/77.

1981 SEASON

After starting with Charlotte, John was promoted to Rochester on June 17 and hit for a combined average of .251 with career highs of 138 games, 577 at bats, 82 runs, 145 hits, 32 doubles, 12 triples, 53 runs batted in, and 42 stolen bases... Also had 11 outfield assists (3 Charlotte, 8 Rochester) and now has 79 in 5 professional seasons... Led the entire Orioles' organization in at bats, doubles, and triples.

Batted .317 (44-for-139) in a 32-game span with Rochester from July 9 to Aug. 10 to improve his average from .233 to .284... Hit for the cycle against Syracuse on Aug. 6 and had a grand slam home run vs. Toledo on Aug. 28.

Baltimore: Was recalled by the Orioles at the conclusion of the International League playoffs on Sep. 13... Made his major league debut as a pinch-runner at Cleveland on Sep. 15 and scored a run... Appeared in 7 games, was 0-for-2 at the plate, scored 2 runs, and was successful in both stolen base attempts (both against Detroit).

Winter Ball: Appeared in 9 games for the O's entry in the Florida Instructional League, then went to Puerto Rico to play for Ray Miller at Caguas.

PREVIOUS CAREER HIGHLIGHTS

1980: Led the Southern League in at bats (560) and was 3rd in triples (11)... Topped S.L. outfielders in putouts (382) and total chances (382) while finishing 2nd in assists (21), the highest total in the Baltimore organization for the 2nd straight year... Set a Charlotte club record with a 21-game hitting streak, June 8 thru 30.

Played that winter at Indios in the Columbian League under Minnie Mendoza.

Pro Career: Signed by Lamar North... A natural righthanded batter, became a switch-hitter at Miami in '79 and hit a career low .201... Did lead the O's in games (132) and at bats (478) while pacing the Florida State League in putouts (252) and total chances (282) and tying for 1st in assists (22).

145

JOHN SHELBY (Cont.)

Started the '78 season with Miami but was assigned to Bluefield in June... Batted a career high .282 and led the Appalachian League with 11 outfield assists, 5 more than anyone else... Also tied for the league lead in assists with 12 in '77.

Amateur Background: Won 3 letters in baseball and 2 in basketball at Henry Clay High School (graduated '76)... Was baseball "mvp" as a senior and won "most improved" coaches award in basketball... Played shortstop in high school.

Played 1 year ('77) at Columbia State Community College in Columbia, Tenn., batting .358 with 6 homers and 30 rbi... Also participated in Little League, Babe Ruth League, and Connie Mack programs.

Personal: He and his wife, the former Triana Dixon, were married on Sep. 27, '80.

KENNETH (KEN) WAYNE SINGLETON

Born: June 10, '47; 6'4"; 212; **Bats:** L-R; **Throws:** R; **Position:** OF.

Birthplace/Residence: Born in New York City... Grew up in Mt. Vernon, N.Y.... Now lives year round in Timonium, Baltimore County.

Contract Status: Signed thru '84 Signed a five year contract during spring training '77 and agreed to a three-year extension (with option for '85) in Jan. '81.

Tenure: Eleven years, 100 days.

Signed Originally with: New York Mets.



YEAR CLUB	AVG.	G	AB	R	H	2B	3B	HR	RBI	BB	SO	SB	CS	HP
1967 Winter Haven—1	.277	102	278	49	77	17	1	4	41	87	50	26	8	3
1968 Raleigh-Durham	.257	26	74	21	19	3	0	3	12	28	24	4	4	1
Visalia	.316	80	263	61	83	5	0	11	35	70	54	8	4	1
Jacksonville	.205	29	78	12	16	5	1	2	10	11	26	0	0	1
1969 Memphis	.309	115	366	65	113	16	6	10	65	78	69	8	5	2
1970 Tidewater	.388	64	219	48	85	16	1	17	46	57	26	3	3	0
New York (NL)	.263	69	198	22	52	8	0	5	26	30	48	1	1	1
1971 New York (NL)—2	.245	115	298	34	73	5	0	13	46	61	64	0	1	2
1972 Montreal	.274	142	507	77	139	23	2	14	50	70	99	5	10	2
1973 Montreal	.302	*162	560	100	169	26	2	23	103	123	91	2	8	2
1974 Montreal—3	.276	148	511	68	141	20	2	9	74	93	84	5	2	0
1975 Baltimore	.300	155	586	88	176	37	4	15	55	118	82	3	5	1
1976 Baltimore	.278	154	544	62	151	25	2	13	70	79	76	2	2	0
1977 Baltimore	.328	152	536	90	176	24	0	24	99	107	101	0	1	2
1978 Baltimore	.293	149	502	67	147	21	2	20	81	97	94	0	0	2
1979 Baltimore	.295	159	570	93	168	29	1	35	111	109	118	3	1	1
1980 Baltimore	.304	156	583	85	177	28	3	24	104	92	94	0	2	1
1981 Baltimore	.278	103	363	48	101	16	1	13	49	61	59	0	0	0

A.L. Totals	.298	1028	3684	533	1096	180	13	144	569	663	624	8	11	7
N.L. Totals	.277	636	2074	301	574	82	6	64	299	377	386	13	22	7

M.L. Totals	.290	1664	5758	834	1670	262	19	208	868	1040	1010	21	33	14
-------------	------	------	------	-----	------	-----	----	-----	-----	------	------	----	----	----

GWRB: '79-10; '80-'19; '81-7.
* Led league * Tied for league lead

1—Signed by New York Mets' organization on 2/15/67.
2—Acquired by Montreal Expos from N.Y. Mets with first baseman Mike Jorgensen and infielder Tim Foli in deal for outfielder Rusty Staub on 4/6/72.
3—Acquired by Baltimore Orioles from Montreal Expos along with pitcher Mike Torrez in deal for pitchers Dave McNally and Bill Kirkpatrick (assigned to Memphis) and outfielder Rich Coggins on 12/4/74.

League Championship Series Record														
YEAR CLUB, OPP.	AVG.	G	AB	R	H	2B	3B	HR	RBI	BB	SO	SB	CS	HP
1979 Bal. vs. Cal.	.375	4	16	4	6	2	0	0	2	1	2	0	0	0
World Series Record														
YEAR CLUB, OPP.	AVG.	G	AB	R	H	2B	3B	HR	RBI	BB	SO	SB	CS	HP
1979 Bal. vs. Pit.	.357	7	28	1	10	1	0	0	2	2	5	0	0	0
All-Star Game Record														
YEAR CLUB, SITE	AVG.	G	AB	R	H	2B	3B	HR	RBI	BB	SO	SB	CS	HP
1977 A.L., N.Y. (AL)	.000	1	0	0	0	0	0	0	0	0	0	0	0	0
1979 A.L., Sea.	.000	1	1	0	0	0	0	0	0	0	0	0	0	0
1981 A.L., Cle.	.667	1	3	2	2	0	0	1	1	1	0	0	0	0
A.S.G. Totals	.500	3	4	2	2	0	0	1	1	1	0	0	0	1

146

Career Highs, Game: **Runs**—4, twice (1 Bal; 1 Mtl.), Apr. 15, '80 vs. K.C. at Bal. (ties club record) and Aug. 30, '74 at Cin; **Hits**—4, twelve times (11 Bal., 1 Mtl.), the latest Apr. 26, '81 vs. Bos. and Apr. 27, '81 vs. Chi., both at Bal.; **Home Runs**—2, five times (4 Bal., 1 Mtl.), the latest Apr. 23, '81 vs. Chi. at Bal.; **RBI**—5, twice (1 Bal; 1 Mtl.), July 26, '79 vs. Sea. at Bal. and July 3, '73 vs. N.Y. at Mtl.; 4, 13 times (7 Bal; 6 Mtl.), the latest Oct 1, '80 at Bos; **Walks**—4, three times (2 Bal; 1 Mtl.), Apr. 30, '79 at Sea; May 15, '78 at Min; June 8, '73 vs. S.F. at Mtl. (ties Mtl. club record).

Hitting Streaks: 17—July 17 thru Aug. 4, '78; 15—Aug. 19 thru Sep. 3, '73; 14—three times.

1981 SEASON

Over the first 7 weeks of the season, Ken put together what was probably the best individual start in Orioles history (even better than Frank Robby's debut for O's in '66). After May 24, however, Ken's power and run production declined steeply and he was never able to regain that touch.

His average, on the other hand, remained among the league's highest until late August (was batting .337 on Aug. 25) when he plunged into a slump that extended over the last 35 games of the year and reduced his percentage by 59 points to a final .278.

April: Ken homered in his 1st at bat of the year on opening day vs. K.C. and went on to hit .472 (25-for-53) in April with 7 homers and 14 rbi in 15 games... It was the highest average ever by an Oriole in the opening month and the highest in the majors since '73... His on-base percentage for the month was .517 (30-for-58) and his slugging percentage was .981 (52 bases in 53 at bats).

It was little wonder that Ken was voted the A.L.'s "player of the month" award (though Oakland's Tony Armas was a close 2nd) and was also the winner of the 1st Crown-Orioles "player of the month" trophy.

10-for-10: During the April spree Ken set a club standard with 10 straight hits over a 2½ game span, all in Baltimore, on Apr. 26 (4-for-4 vs. Bos.), Apr. 27 (4-for-4 vs. Chi) and Apr. 28 (2-for-2 vs. Chi). Richard Dotson, off whom Ken had homered the previous trip, finally ended the streak by getting him on a gdp... See more about Dotson vs. Singleton below under "vs. Opponents".

Included among the 10 hits were 4 doubles and 2 homers plus 6 rbi... The previous club record was 8 straight hits held jointly by Brooks Robinson (twice), Bob Johnson and Don Baylor.

1st 7 Weeks: After going 3-for-4 in the 1st game of a double-header at Detroit on May 24, Ken was batting a league leading .383 (49-for-128) and was among the pace-setters with 9 homers and 31 rbi in just 36 games.

Power Failure: Beginning with the 2nd game of that Sunday doubleheader in Detroit (5/24), and extending thru the rest of the season, Ken managed only 18 rbi and 4 home runs in 67 games.

It was understandable that his average would also decline somewhat from the .383 level, but he was still batting .340 when play was suspended after games on June 11, and on Aug. 25 his average was a highly respectable .337 (83-for-246). After that, however, he batted only .154 (18-for-117) over the last 35 games of the season with no home runs (he had come out of his power slump briefly to hit home runs in 3 straight games on the west coast Aug. 23-24-25 but hit none after that) and only 7 rbi.

vs. Opponents: He batted .438 (14-for-32) with 4 homers and 9 rbi in 9 games vs. Chicago and was particularly devastating against Dotson who was 3-0 vs. the O's in '81... Ken went 5-for-9 off the Chicago righthander with 3 homers and has a .412 lifetime average (7-for-17) with 4 homers vs. Dotson.

In '81 Ken went 6-for-12 vs. Boston and batted .357 (10-for-28) against the Royals.

Lifetime, Ken has a .341 average (56-for-164) vs. Seattle with 18 home runs (a career high vs. a single opponent) and 50 rbi in 46 games... At the Kingdom, he is batting .345 (29-for-84) and has 10 homers plus 24 rbi in 23 games.

He is batting .326 (107-for-328) lifetime vs. Boston and .318 (83-for-261) against K.C.... His 54 rbi vs. Detroit represents a high against one club.

147

KEN SINGLETON (Cont.)

By Month: Apr.-.472 (25-for-53), 7 hr, 14 rbi, 5 bb, 15 gms. . . **May:**.297 (30-for-101), 2 hr, 17 rbi, 20 bb, 28 gms. . . **June:**.270 (10-for-37), 0 hr, 1 rbi, 7 bb, 10 gms. . . **August:**.282 (20-for-71), 4 hr, 12 rbi, 13 bb, 20 gms. . . **Sep.-Oct.:**.158 (16-for-101), 0 hr, 1 rbi, 16 bb, 30 gms.

1st half:.340 (65-for-191), 9 hr, 32 rbi, 32 bb, 53 gms. . . **2nd half:**.209 (36-for-172), 4 hr, 17 rbi, 29 bb, 50 gms.

SWITCH-HITTING

1981: In '81 for the 10th time in 12 major league seasons Ken hit for a higher average **lefthanded**-.295 (76-for-258), 11 hr, 41 rbi, 51 bb, than **righthanded**-.238 (25-for-105), 2 hr, 8 rbi, 10 bb. . . His 2 home runs against lefthanded pitchers (batting righthanded) were at the expense of Larry Gura-K.C. (opening day) and Seattle's Jerry Don Gleaton (8/24 at Sea.).

Lifetime: Lifetime, Ken is batting .299 (1212-for-4052) **lefthanded** and .268 (458-for-1706) **righthanded**. . . He's hit 155 homers from the left side and 53 from the right side.

A.L. Only: In the A.L. only Ken has a .307 (808-for-2628) average as a **lefthander** and is batting .273 (288-for-1056) **righthanded**. . . He's hit 105 home runs lefthanded (1/25.03 at bats) and 39 righthanded (1/27.08 at bats).

Best Year Righthanded: In '77 Ken hit .377 (59-for-158) from the right side and was over .400 until Sep. 11. . . That year he hit .310 lefthanded. . . The only other season he hit better from the right side was in '70 for the Mets.

4th Switcher to Hit 30 HR ('79): In '79 Ken became only the 4th switch-hitter in major league history to hit 30 or more homers in a season. . . Eddie Murray became the 5th in '80. . . The others: Mickey Mantle (9 times), Reggie Smith (twice), and Rip Collins (once). . . Ken and Mantle are the only switchers to have hit 35 or more in one season. . . In lifetime homers, Ken is 3rd among switch hitters with 208 behind Mantle (536) and Reggie Smith (296). Murray ranks 9th at 133.

Ken & Eddie Combo: In '80, Ken and Eddie Murray became only the 2nd pair of switch hitting teammates to produce 100 rbi each in a single season. . . The only others to do it were Ted Simmons and Reggie Smith with the '74 Cardinals.

Natural Lefty: Though a natural lefthander (he eats and writes lefthanded), Ken batted righthanded until becoming a permanent switch hitter in '65 (late in his amateur career).

★ ★ ★

ORIOLES CAREER

35 HRs-'79: Ken who hit 35 home runs in '79 is 1 of only 6 Orioles to have hit 30 or more in a single season during the club's 28 seasons in Baltimore. The others: Boog Powell (4 times), Frank Robinson (3 times), Jim Gentile (twice), Gus Triandos and Eddie Murray who hit 32 in '80 (once each).

Flanagan HRs: Mike Flanagan has been the principal beneficiary of Ken's home runs over the last several years. Since Mike made his debut on Sep. 5, '75, Singleton has hit 130 home runs, 44 of them (34%) in games Mike has pitched. Last year Ken hit only 2 of 13 for Flanagan, but in '80 it was 7 of 24 and in '79 15 of 35.

Grand Slams: See page 9.

RBI: He is 1 of 7 different O's to have recorded 100 rbi seasons since '54. He is 1 of only 4 to have done it twice: Boog Powell (3 times); Brooks, Frank and Ken (twice each); Jim Gentile (141 in '61), Lee May (109 in '76) and Eddie Murray (116 in '80) have each had 1 100-rbi season for the O's.

Walks: Through his first 6 years with the Birds ('75 thru '80), Ken averaged 100 walks, and in 8 seasons ('73 thru '80) including his 2 years at Montreal his average was 102. In last year's abbreviated campaign he drew 61 walks, 6th best in the league (Dewey Evans led with 85).

He has finished 2nd in the A.L. in walks 4 times ('75, '77, '78, '79) and was also runner-up once in the N.L. ('73).

On-Base Pct.: Ken has a .400 lifetime major league on-base percentage (2724-for-6812) and in 7 A.L. seasons has reached safely at a .406 clip (1766-for-4354).

Last year his o.b. average was .381 (162-for-424), his lowest since '76 (.369), 9th best in the A.L. He's been in the top 6 in 5 different A.L. seasons and his .442 percentage (285-for-645) in '77 fell just short of Bob Nieman's club record .445 in '56.

148

Batting Streaks: Had no streaks of 10 or more games in '81 (longest was 9), but in 7 A.L. seasons has had 12 strings of at least 10 games. . . His longest was 17 in '78.

Sep.-Oct.: In his 1st 6 years with the O's Ken had an aggregate .320 average (202-for-631) in the months of September and October, and in '80 batted .373 (47-for-126) during those two months.

Last year, however, he dipped to .158 (16-for-101) in that period. That aberration brought his 7 year figure for September-October down to .297 (218-for-732).

"MVO"/"MVP": Has won the annual "Most Valuable Oriole" award 3 times ('75, '77, '78). . . Only Brooks (4 times) has won more while Frank has also earned 3 "mvo's".

In '79 he finished 2nd in the BBWAA vote for A.L. "mvp" with 241 points to Don Baylor (347). . . Baylor, Ken and George Brett were mentioned on all 28 ballots, but Baylor had 20 1st place votes to Ken's 3 and Brett's 2.

In '77 he was 3rd in the "mvp" voting with 200 votes behind Rod Carew (273) and Al Cowens (217).

Ejections: Has been ejected 3 times in the A.L.: (1) by Russ Goetz on Aug. 27, '75, (2) by emergency umpire Richard Heitzer for throwing his helmet on Apr. 13, '79, and (3) by Don Denkinger for charging Twins' Paul Hartzell after 2 high and tight pitches on Sep. 1, '79.

Japan: Accompanied Earl Weaver, Rick Dempsey, Dennis Martinez plus trainer Ralph Salvon and club physician Dr. Leonard Wallenstein to Japan in the fall of '79 for a series of all-star games between the A.L. and N.L.

ALL-STAR AND POST-SEASON GAMES

All-Star: In '81 Ken became the 1st Oriole elected to the A.L.'s starting team in the annual Gillette All-Star Game election since Bobby Grich in '76. . . He received 541,100 votes to finish 2nd in outfield balloting to Reggie Jackson (631,522). Dave Winfield was 3rd.

He played leftfield, hit the A.L.'s only home run (off Tom Seaver) to give the A.L. a 1-0 lead in the 2nd inning, and also chipped in with a single in 3 official trips.

He'd been selected to the A.L. squad twice earlier, in '77 & '79. . . In '77 he was hit by a Rick Reuschel pitch in his only plate appearance, at Yankee Stadium and was 0-for-1 as a pinch-hitter at Seattle in '79.

ALCS/WS '79: Had a combined .364 average (16-for-44) in 10 post-season games. . . Went 3-for-4 with 2 rbi in the ALCS clincher at Anaheim (game #4). . . In the World Series he was held to 2 rbi, but in 17 of his 30 plate appearances there were no runners aboard (he led off an inning 8 times).

★ ★ ★

SUMMARY OF PREVIOUS SEASONS WITH O's

1980: Led majors in game winning rbi (19), batted over .300 for 4th time in career (3rd time in 6 years with O's), drove in 100 runs for 2nd straight season and set career high in hits (177). . . Ranked 6th in both walks (92) and on-base pct. (.399).

Was hitting only .236 (46-for-195) after 51 games thru June 11, then batted .338 (131-for-388) in 105 games the rest of the way. . . Was 1 of 3 .300 hitters on the club along with Al Bumbry and Eddie Murray.

Led O's regulars in scoring runners from 3rd base (.557, 37-for-67).

1979: Enjoyed his most productive A.L. season with career highs in home runs (35), rbi (111) and a personal A.L. high in runs (93). . . Didn't win club batting title for 1st time in 5 years, finishing .00064 behind Murray on last day (though both hit .295).

Was 2nd in league in walks to Darrell Porter (109 to 122). . . Won his 3rd "mvo" and was 2nd to Don Baylor for "mvp" honors.

1978: Though slowed by effects of a Dec. 10, '77 operation for removal of a bone chip and transplantation of the ulnar nerve in right elbow, Ken led O's in hitting for 4th straight time (.293) and was 2nd in league in both walks (97) and on-base percentage (.409).

1977: Set a club record with his .328 average, surpassing Bob Nieman's '56 mark of .322, finished 3rd behind Carew and the late Lyman Bostock in batting and was 2nd in both on-base percentage and walks while tying Lee May for club lead in rbi (99). Won his 2nd "mvo" award and was 3rd in A.L. "mvp" vote.

149

KEN SINGLETON (Cont.)

1976: Overcame a very slow start to lead club in batting... Was hitting only .185 (28-for-151) on June 2 (42 games), then batted .312 (123-for-393) the rest of the way and hit safely in 91 of his last 112 games... Beat out Reggie Jackson as the O's top hitter (.278 to .277) on last day of season, but was 2nd on the club to Bobby Grich in both on-base percentage and walks.

Played leftfield when Jackson was in the lineup defensively (in right)... Despite a 22 point drop in his average from the year before, he increased his rbi total from 55 to 70.

1975: Won the "mvo" award by a slim margin over Jim Palmer... Set a club record with 118 walks (1 behind league leader John Mayberry), was 3rd in A.L. in on-base percentage (.418) and led the A.L. in plate appearances (714)... Batted primarily in the leadoff position.

NATIONAL LEAGUE CAREER

Ken was Mets' 1st pick in January '67 free agent draft (signed by Clarence "Bubber" Jonnard)... Made big league debut with Mets in June '70 after being recalled from Tidewater where he was leading International League in batting (.388).

Had his 1st 2 big league hits in his 3rd game (at Montreal) including his 1st career homer (off Expos' Bill Stoneman) on June 26, '70.

Enjoyed his 1st outstanding season in majors in '73 at Montreal, a full year after he'd been traded by the Mets in the Rusty Staub deal... That year he set several Montreal club records (100 runs, 103 rbi, 123 walks) and hit .300... Played in every game and led majors in outfield assists (20).

★ ★ ★

Amateur Background: Ken was a baseball and basketball standout at Mt. Vernon High School in New York... Went to Hofstra (Hempstead, L.I.) on a basketball scholarship, but also played baseball there (1 year)... Averaged 18 points as a freshman in basketball...

Hit 36 home runs in 3 seasons in semi-pro Bronx Federation League... At age of 15 played against Rod Carew in that loop.

Personal: Born in New York City, but moved out to Stamford, CT when he was 8... One year later the family moved to Mt. Vernon.

His brother, Fred (5 years younger) was a hurdler at Penn State and is now a track coach at White Plains New York High School (4 years)... His father, Joseph, worked for the U.S. Postal Service for many years in Manhattan... Now retired, he and Ken's mother have moved to the Baltimore area... His uncle Harvey (Buddy) Singleton was once a tackle for the Toronto Argonauts.

Ken met his wife, the former Colette Saint-Jacques of Vercheres, Quebec, while she was working at the Forum in Montreal... They were married Jan. 5, '74 and have 2 sons: Matthew Kenneth (11/24/76) and Justin Charles (4/10/79).

After spending two winters in southern California, Ken and his family sold their house there in '79 and purchased a home in Timonium (north of Baltimore City) where they now live the year around... Has spend last 2 winters interning at WBAL-TV in Baltimore.

Non-Roster Player

DONALD (DON) JOSEPH STANHOUSE

Born: Feb. 12, '51; 6'2"; 198; Bats, R; Throws, R; Position: P.

Birthplace/Residence: Born and raised in DuQuoin, IL... Now living in Las Vegas, NV.

Contract Status: Free agent, but signed 5-year contract with Los Angeles Dodgers in Nov., '79 extending from 1980 thru 1984 seasons.

Tenure: 7 years, 73 days.

Signed Originally with: Oakland.



150

YEAR CLUB	W-L	ERA	G	GS	CG	SHO	SV	IP	H	R	ER	BB	SO
1969 Tri-City—1	5-1	3.10	12	6	5	2	3	61	50	25	21	31	88
1970 Birmingham	7-5	2.25	16	11	5	0	1	84	57	27	21	42	88
1971 Des Moines—2	7-4	3.74	22	22	6	1	0	154	143	71	64	85	104
1972 Denver	2-2	3.86	5	5	2	0	0	35	28	17	15	27	32
Texas	2-9	3.77	24	16	1	0	0	105	83	48	44	73	78
1973 Spokane	3-5	7.36	12	11	2	0	0	66	80	56	54	42	55
Texas	1-7	4.76	21	5	1	0	1	70	70	41	37	44	42
1974 Spokane	4-5	2.44	12	4	2	0	0	48	38	16	13	27	40
Texas—3	1-1	4.94	18	0	0	0	0	31	38	20	17	17	26
1975 Montreal	0-0	8.31	4	3	0	0	0	13	19	12	12	11	5
Memphis	6-5	1.91	13	12	5	2	0	80	67	27	17	30	47
1976 Montreal	9-12	3.77	34	26	8	1	1	184	182	84	77	92	79
1977 Montreal—4	10-10	3.42	47	16	1	1	10	158	147	72	60	84	89
1978 Baltimore	6-9	2.88	56	0	0	0	24	75	60	28	24	52	42
1979 Baltimore—5	7-3	2.84	52	0	0	0	21	73	49	24	23	51	34
1980 L. A.—6-7	2-2	5.04	21	0	0	0	7	25	30	14	14	16	5
1981 Los Angeles													

A.L. Totals	17-29	3.69	171	21	2	0	46	354	300	161	145	237	222
N.L. Totals	21-24	3.86	106	41	9	2	18	380	378	182	163	203	178
M.L. Totals	38-53	3.78	277	62	11	2	64	734	678	343	308	440	400

- 1—Selected by Oakland organization in June '69 free agent draft (1st round).
- 2—Acquired by Texas from Oakland on Mar. 4, '72 with pitcher Jim Panther in deal for pitcher Denny McLain.
- 3—Acquired by Montreal from Texas on Dec. 5, '74 with infielder Pete MacKanin in deal for outfielder Willie Davis.
- 4—Acquired by Baltimore from Montreal on Dec. 7, '77 with outfielder Gary Roenicke and pitcher Joe Kerrigan in deal for pitchers Rudy May, Bryn Smith, and Randy Miller.
- 5—Granted free agency (reentry system) Nov. 1, '79... Signed by Los Angeles Dodgers Nov. 17, '79.
- 6—Released by Los Angeles Dodgers on Apr. 2, '81.
- 7—Invited to Baltimore '82 spring training camp as free agent.

League Championship Series Record

YEAR CLUB OPP.	W-L	ERA	G	GS	CG	SHO	SV	IP	H	R	ER	BB	SO
1979 Bal. vs. Cal.	1-1	6.00	3	0	0	0	0	3	5	3	2	3	0

World Series Record

YEAR CLUB OPP.	W-L	ERA	G	GS	CG	SHO	SV	IP	H	R	ER	BB	SO
1979 Bal. vs. Phil.	0-1	13.50	3	0	0	0	0	2	6	3	3	0	3

All-Star Game Record

YEAR CLUB SITE	W-L	ERA	G	GS	CG	SHO	SV	IP	H	R	ER	BB	SO
1979 A.L., Sea.													

Longest Relief Stints: 8.1 ip, June 7, '73 (for Tex. vs. N.Y.); with Orioles—5 ip, July 16, '78 vs. Tex.

Strikeout Highs: 9 (twice), Apr. 19, '72 (Tex. vs. Chi.) & July 1, '77 (Mil. vs. N.Y.).

Winning Streaks: 4 (twice), latest May 18-June 18, '79.

Last Start: July 24, '77 (Mil. vs. S.F.).

WON-LOST RECORDS vs. EACH OPPONENT

	American League						National League						
	O's Only			Lifetime			Lifetime						
	W	L	SV	W	L	SV	W	L	SV	W	L	SV	
Bos.	1	1	5	1	3	5	Atl.	2	2	3			
Cal.	1	1	4	1	3	4	Chi.	1	4	1			
Chi.	1	0	3	2	3	3	Cin.	2	0	4			
Cle.	1	3	7	1	3	8	Hou.	0	3	0			
Det.	0	2	1	0	4	1	L.A.	1	3	0			
K.C.	0	1	2	0	4	2	Mil.	1	0	1			
Mil.	0	1	4	0	2	4	N.Y.	1	0	2			
Min.	3	1	3	4	1	3	Phi.	2	3	2			
N.Y.	1	0	2	2	2	2	Pit.	2	2	2			
Oak.	1	0	2	2	1	2	StL.	3	3	1			
Sea.	1	0	4	1	0	4	S.D.	4	2	1			
Tex.	2	1	4	2	1	4	S.F.	2	2	1			
Tor.	1	1	4	1	1	4							

Totals 13 12 45 17 29* 46 Totals 21 24 18

*Includes 0-1 vs. Bal.

Pitches: Fastball, slider, curve.

Last Winter: Served as coach in Puerto Rico under Caguas Manager Ray Miller and threw daily trying to regain his old arm strength.

DODGERS, '80 & '81

Release: Drew his release by the Dodgers the night before opening day '81 with 4 more years remaining on his 5 year contract. He'd attempted a comeback in spring training, following an injury marred '80, after taking therapy during the winter to correct a condition diagnosed as "atrophy of the muscles in the upper arm".

151

DON STANHOUSE (Cont.)

The Dodgers' decision boiled down to keeping Don (by this time healthy again, but not strong), or taking a chance of losing hard throwing young prospect Dave Stewart who was out of options.

Dodger Blues: His troubles with the Dodgers began in spring training '80 when he was afflicted by back pains. Then, only 3 mound appearances into the regular season, he was placed on the disabled list April 18 (lower back spasms and sore shoulder), and didn't return to action until July 24.

Odds 'n Ends: Despite the long layoff, he accumulated 7 saves, 2nd on the staff. . . Gave up 4 home runs in 25 innings. . . Earned 2 wins & 5 saves in one stretch of 9 appearances in August. . . Was helpful as unofficial pitching tutor to young hurlers.

ORIOLES, '78 & '79

In 2 years with the O's he relieved in 108 games, went 13-12 with 45 saves and had a 2.86 era (47 er, 147 ip). Credited with 93 games finished.

If you add the last several months of '77 after he turned exclusively to relief work at Montreal (starting July 26), his stats out of the bullpen are even more impressive. In that period of nearly 2½ years, he pitched in 132 games, was 18-14 with 54 saves and his era was 2.44 (54 er, 199 ip).

Among Leaders: Don was 3rd in the A.L. in saves in each of his 2 years with O's. . . In the Rolands "Relief Man of the Year" competition (2 points for each win and save minus 1 for each loss) he ranked 3rd in '78 with 51 points (behind Gossage-63 and LaRoche-61) and 4th in '79 with 53 points (behind Kern-79, Marshall-69 and Lopez-57).

Home Runs: He didn't allow a single home run in '78 and, between homers by the Mets' John Stearns on Sep. 13, '77 and another by Seattle's Joe Simpson on Apr. 30, '79, he worked in 69 games and pitched 98 innings without throwing a gopher ball.

Over a longer period comprising 90 appearances (148 innings) from July 15, '77 thru Apr. 25, '79, only one of his pitches left the park in fair territory.

Saves For: In his 2 seasons with the O's Stanley's 45 saves were on behalf of: Jim Palmer-10; Mike Flanagan-9; Dennis Martinez-7; Steve Stone-6; Scott McGregor, Sammy Stewart and Tippy Martinez-3 each; Nellie Briles-2; Dave Ford and John Flinn-1 each.

'78 Miscellaneous: Didn't allow a run in his first 8 appearances as an Oriole (9 innings). . . Earned a save without throwing a pitch on Sep. 4 vs. Boston. . . Relieved McGregor with 2 out in the 9th, a 2 run lead and the tying runs on, then promptly picked off Carlton Fisk at 1st to end it (Tim Stoddard had similar good fortune in a game vs. Tor. in '80 on a Rick Dempsey pickoff).

'79 Miscellaneous: Unlike '78, Don started slowly in '79 and had a 4.58 era (9 er, 17.2 ip) thru 12 appearances (May 17). . . After that his era was 2.29 (14 er, 55 ip) and he was scored on in only 7 of his final 40 appearances.

Had streaks of 12.2 and 13 consecutive scoreless innings.

CS/WS: After picking up a win in ALCS #1 following a perfect 10th inning in relief of Palmer and John Lowenstein's game winning "sudden death" homer, he was ineffective in 5 additional post-season appearances, and picked up losses in ALCS #3 and WS #2.

PREVIOUS CAREER HIGHLIGHTS

Montreal, '75-'77: In 2 and a fraction seasons with the Expos, he was 11-20 with a 4.50 era (264 ip, 277 h, 132 er) in 45 games as a starter. . . In relief, he was 8-2 with 11 saves and a 1.68 era (91 ip, 71 h, 17er) in 40 appearances.

Started '77 with Montreal's AAA club at Memphis, but was called up June 5. However, after appearing in only 4 games he developed a sore shoulder, and returned on June 18 to Memphis where he spent the rest of the season.

At start of '76, he relieved in 8 games then became a regular starter for the balance of the year. . . Though he was only 7-12 in that capacity, he was Expos' "player of the month" in June during which he was 3-2 with 4 complete games in 6 starts and a 1.71 era.

Texas, '72-'74: Struck out first 3 batters he faced in major league debut on Apr. 19, '72 vs. White Sox (Pat Kelly, Jorge Orta and Richie Allen) and fanned 9 in 6.2 innings that day (still a career high). . . Sammy Stewart fanned 7 White Sox in a row during his 1st major league game in '78, and Dennis Martinez struck out the first 3 hitters he faced in the majors (vs. Detroit) in '76.

Was 4-17 overall for Rangers with 4.28 era (206 ip, 191 h, 98 er, 134 bb, 146 so) in parts of 3 seasons. . . Never spent a whole year with Texas.

Early Career: Was A's 1st round pick in June '69 as 3rd baseman. . . Played 39 games at 3rd and short that year at Tri-City, WA in Northwest League and batted .267 (44-for-165) with 2 homers and 36 rbi.

Started to pitch part way thru that season. . . Was called on to hurl in an extra inning game and fanned 8. . . In his first 2 starts he whiffed 16 and 15 batters and wound up leading the league with 88 strikeouts in 61 innings.

Amateur Background: Averaged 2 k's an inning in 3 years at DuQuoin, IL High School where he also starred in football. . . Played Little League, Babe Ruth and American Legion baseball in DuQuoin.

Personal: Nicknamed "Stanley" and "Stan the Man Unusual," the latter a product of Mike Flanagan's unlimited wit. . . In turn, Don nicknamed Mike, "Flan, the Man, as usual." . . Earl Weaver knows him as "Full Pack" because he usually went thru a complete pack of cigarettes every time Don pitched for him.

While with O's in '78 & '79, he garnished his locker with a large stuffed gorilla and a street sign "Stanhouse Place" that reportedly once marked a genuine street in New Brunswick.

Attended Mesa, AZ Community College. . . Married the former Kyle Stevenson, an American Air Lines flight attendant, on Oct. 24, '81. . . They met for the first time on an Orioles' flight.

JOHN ROBERT STEFERO

Born: Sep. 22, '59; 5'8"; 185; Bats, L; Throws, R; Position: C.

Birthplace/Residence: Born in Sumter, South Carolina. . . Grew up in Baltimore and now lives in nearby Odenton.

Contract Status: Signed thru '82.

Tenure: None.

Signed Originally with: Baltimore.



YEAR CLUB	AVG.	G	AB	R	H	2B	3B	HR	RBI	BB	SO	SB	CS	HP
1979 Bluefield-1	.275	59	200	37	55	11	2	8	42	22	35	2	0	1
1980 Miami	.215	101	307	32	66	9	4	5	30	36	73	1	1	1
1981 Hagerstown	.287	111	338	69	97	16	2	25	82	78	88	4	0	0
Pro. Totals	.258	271	845	138	218	36	8	38	154	136	196	7	1	2

1—Signed by Baltimore organization as an undrafted free agent on 6/26/79.

1981: John was among the Carolina League leaders in home runs (tied for 4th, 25), runs batted in (5th, 82) and batting (8th, .287). . . Set career highs in those 3 departments as well as for games (111), at bats (338), runs (69), hits (97), doubles (16), and walks (78). . . Had just 13 homers and 72 rbi total in 1st 2 professional seasons. . . Led Hagerstown in rbi and walks.

Finished 2nd among Carolina League catchers in double plays (10) and was 3rd in putouts (628), assists (71), and total chances (715). . . Hit .371 (23-for-62) in the 1st 15 games of the season. . . Batted safely in 16 straight games from May 29 thru June 11 at a .327 (17-for-52) clip with 6 homers and 16 rbi.

Was hampered by a bone chip in his right thumb late in the season that forced him to miss all of the Carolina League playoffs. . . Caught in 93 games, played 1 game each at 3rd base and in left field, and batted .234 (11-for-47) in 15 games as a designated hitter. . . Played in Carolina League all-star game at Durham, N.C., July 7.

JOHN STEFERO (Cont.)

Pro Career: Signed by the late Dick Bowie and was originally recommended by Jim Gilbert... Was primarily a 3rd baseman as an amateur and played 49 games at 2nd base (caught just 5 games) in 1st pro season at Bluefield in '79... Became a fulltime catcher (81 games) at Miami in '80... Served as an unofficial bullpen catcher for Baltimore's home games in September '80.

Led Bluefield in homers (8) and rbi (42) in '79... Played in the Florida Instructional League in the fall of '79 and at Indios in the Columbian winter league in '80.

Amateur Background: Played at Motlow State C.C. (Tullahoma, Tenn.) in '78... Earned all-conference, all-region, and all-Tennessee J.C. honors... Lettered 4 times in baseball and once in football at Baltimore's Mt. St. Joseph's High School (graduated '77)... Played Little League and Babe Ruth League baseball in Brooklyn, Md... Also played semi-pro baseball in Baltimore for AAABA Mikes in '77 and '78 and for Johnny's in '79.

Personal: Hobbies: fishing, sports cars, and horseback riding... Engaged.

SAMUEL (SAMMY) LEE STEWART, JR.


Born: Oct. 28, '54; 6'3"; 208; Bats, R; Throws, R; Position: P.

Birthplace/Residence: Born in Asheville, N.C., but grew up and still lives in nearby Swannanoa.

Contract Status: Signed thru '82.

Tenure: Three years, 31 days.

Signed Originally with: Baltimore.



YEAR CLUB	W-L	ERA	G	GS	CG	SHO	SV	IP	H	R	ER	BB	SO
1975 Bluefield-1	3-3	6.07	18	4	0	0	1	43	62	44	29	26	29
1976 Miami	12-8	2.42	23	22	12	2	0	182	147	65	49	86	79
1977 Rochester	0-5	6.29	10	10	0	0	0	54	68	41	38	35	28
Charlotte	9-6	2.08	16	16	10	3	0	117	93	32	27	45	56
1978 Rochester	13-10	3.80	27	27	6	1	0	173	168	90	73	93	111
Baltimore	1-1	3.27	2	2	0	0	0	11	10	5	4	3	11
1979 Baltimore	8-5	3.51	31	3	1	0	1	118	96	47	46	71	71
1980 Baltimore	7-7	3.56	33	3	2	0	3	119	103	51	47	60	78
1981 Baltimore	4-8	2.33	29	3	0	0	4	112	89	33	29	57	57

M.L. Totals 20-21 3.15 95 11 3 0 8 360 298 136 126 191 217

* Led league

1—Signed by Baltimore organization as an undrafted free agent on 6/15/75.

League Championship Series Record

YEAR CLUB OPP.	W-L	ERA	G	GS	CG	SHO	SV	IP	H	R	ER	BB	SO
1979 Bal. vs. Cal.	(did not appear)												

World Series Record

YEAR CLUB OPP.	W-L	ERA	G	GS	CG	SHO	SV	IP	H	R	ER	BB	SO
1979 Bal. vs. Pit.	0-0	0.00	1	0	0	0	0	2.2	4	0	0	1	0

Low-Hitters: Two-Hitter—1, June 7, '79 vs. K.C. at Bal.

Longest Relief Stints: 8.1 innings—Sep. 28, '81 at Det; 8 innings—Sep. 18, '81 vs. Mil. at Bal... worked seven or more relief innings four times in '81 and six times in career.

Strikeout Highs: 9—Sep. 1, '78 (first game) vs. Chi. at Bal; 6—four times, the latest Sep. 8, '80 (first game) at Det.

Pitches: Fastball, slow curve, slider, and change.

1981 SEASON

Used primarily in long relief for the third straight year, Sammy had the American League's lowest earned run average for actual number of innings pitched but lost the era title at season's end in a disputed decision (see "Earned Run Average Dispute" below). Also made 3 starts for the 3rd consecutive season, losing all 3... Held opposition to .225 batting average (89-for-396), the lowest figure on the O's pitching staff... Finished 3rd in voting for "most valuable Oriole."

Earned Run Average Dispute: Despite allowing 5 runs in 1.2 innings in his last outing of the year (raising his era from 1.95), it appeared that Sammy had won the A.L. earned run average title in a close race with Oakland's Steve McCatty, New York's Dave Righetti (had 2.06 era but 2 innings short of qualifying), and Chicago's Dennis Lamp (allowed 3 runs in 5 innings in last start to finish at 2.41). Stewart allowed 29 runs in 112.1 innings for a 2.32351 era to edge McCatty, who surrendered 48 earned runs in 185.2 innings for a 2.32670 era.

However, official playing rule 10.22 calls for earned run averages to be figured after rounding off the number of innings pitched to the nearest full inning. When this was done, McCatty had the lower era, 2.32258 (rounded up to 186 innings) to Stewart's 2.33036 (rounded down to 112 innings). After a review of the situation, the Official Scoring Rules Committee declared McCatty the winner with Stewart placing 2nd. The rule was changed at the '81 annual baseball meetings to determine era on actual innings pitched, effective with the '82 season.

Had Sammy won the title, he would have been the 1st A.L. era leader with a losing record (4-8) in 58 years (Cleveland's Stan Coveleski led with 2.76 era on 13-14 record in '23). Since that time, it's been accomplished just twice in the N.L., and, since 1900, has been done in the majors just 6 times.

ERA Summary: Had era under 2.00 all year until August 14 when rose from 1.66 to 2.05 in start vs. Chicago (see "Starts" below)... Had 1.80 era in next 8 appearances to lower to 1.96... Increased to 2.11 in outing vs. Detroit on Sep. 22 (3 er in 6 ip), but lowered to 1.95 with 8.1 shutout innings vs. the Tigers on Sep. 28... Allowed 5 runs in 1.2 frames vs. N.Y. on Oct. 2 to finish at 2.33.

Reliever/Starter: Pitched only once in relief in his last 3 minor league seasons, but in 3 full big league campaigns ('79, '80, '81), has made only 9 starts in 93 appearances... Did start twice when he made M.L. debut in Sep. '78.

In '81, appeared in 26 games in relief with 4-5 record, 4 saves, and a 1.58 era (96.2 ip, 17 er, 74 h)... Walked 49, fanned 49, and allowed 5 homers.

Lost all 3 starts with 6.89 era (15.2 ip, 12 er, 15 h), 8 walks, 8 strikeouts, and 3 homers.

Starts: Is now 5-6 in 11 career starts with 3.74 era (74.2 ip, 31 er, 59 h)... Made all 3 '81 starts in 2nd half... Lost to Chicago, 5-3 on Aug. 14 (7 ip, 4 er, 6 h); Cleveland, 4-1, on Sep. 12 (7 ip, 3 er, 6 h); and New York, 9-0, on Oct. 2 (1.2 ip, 5 er, 3 h) in game that cost him the era title.

Relief: For 2nd straight year, was more effective in relief in 2nd half... Was 2-3 with 3 saves and 1.81 era (10 er in 49.2 ip) in 15 1st-half appearances and 2-2 with one save and 1.34 (7 er in 47 ip) in 11 2nd-half games (does not include starts).

Did not allow a run in 1st 15.2 innings of '81 season before surrendering 6th-inning run vs. Minnesota on May 6 (6th appearance)... Allowed more than one run only 5 times all season and finished 18 of 26 games in relief.

Came on in relief 9 times with the Orioles trailing (7 times in the 5th inning or earlier), and Baltimore rallied to win just once... Preserved 9 of 11 leads and 3 of 6 ties when entering a game.

Long Stints: Worked 4 or more innings on 12 occasions and 7 or more innings 4 times, including 8 innings vs. Milwaukee on Sep. 18... Has now pitched 7 or more relief innings 6 times in his career.

Entered a game in the 5th inning or earlier 13 times... Best effort came in his final relief appearance of the year, Sep. 28 at Detroit, when he pitched shutout ball for final 8.1 innings to earn 7-3 victory.

vs. Opponents: Pitched 8.2 scoreless innings vs. K.C. and has not allowed a run in last 15.1 innings vs. the Royals since Aug. '79... Also held Boston (6 ip) and California (7.1 ip) without an earned run.

Pitched 25 innings vs. Detroit, 14 more than against any other opponent... Over last 3 seasons is 4-1 vs. the Tigers with 2 saves and a 1.37 era (8 er in 52.2 ip), including 1-1 with a save and 1.80 era in '81... Defeated Chicago in major league debut in '78 (see "Record Breaker" below) but, since that time, is 0-4 vs. the White Sox with a 4.95 era (22 er in 40 ip)... See page 28 for complete stats vs. each opponent.

Odds and Ends: Saved one game each for Mike Flanagan, Dennis Martinez, Scott McGregor, and Steve Stone... Was more effective on the road (2-3, 3 svs, 1.64 era) than at home (2-5, 1 sv, 2.77 era).

SAMMY STEWART, JR. (Cont.)

PREVIOUS CAREER HIGHLIGHTS

1980: Was 5-5 with 3 saves and 3.46 era in 30 relief appearances and 1-2 with 3.80 era in 3 starts... Finished strong with a 4-0 mark, 3 saves, and a 1.83 era in his last 12 outings (all in relief).

1979: Also pitched mostly in long relief but also started 3 games (once every 6 weeks between Apr. 21 and July 21) and won them all.

1978: Was recalled from Rochester on Sep. 1 with Dave Ford and Tim Stoddard to help the O's thru a stretch of 5 games in 3 days against Chicago... Beat the White Sox in 1st start (see below) and lost a start to Detroit 4 weeks later in only other appearance.

Record Breaker: Made his debut the day he reported (Sep. 1) and set a big league record (in the 2nd game of a dh) by striking out 7 straight batters in his 1st game. His victims: Jorge Orta, Chet Lemon, and Thad Bosley in the 2nd; Mike Colbern, Kevin Bell, and Claudell Washington in the 3rd, and Greg Pryor in the 4th.

The record was 6, shared by Karl Spooner (Brooklyn '54) and Pete Richert (Los Angeles '64)... Sammy went 5.1 innings and struck out a total of 9 and was the winning pitcher.

Minors: Won 7 of his last 9 decisions and led Rochester in wins (13), era (3.80), and strikeouts (111) in '78... Started the '77 season with the Wings after making the jump from class A Miami, but was sent down to class AA Charlotte in June after 0-5 start.

Pitched a 7 inning no-hitter for Miami against the Winter Haven Red Sox on July 20, '76, winning 1-0... That year led the Florida State League in walks (86) but was tops among the Miami starters in era (2.42) and innings (182).

Signing: Was drafted by the K.C. Royals while in junior college, but did not sign... After not being picked in the June '75 draft, attended a major league tryout camp in Asheville where was signed for the O's by Rip Tudor.

Amateur Background: Played baseball and basketball for 2 years at Montreat-Anderson J.C. (Montreat, N.C.)... Had the lowest era (0.36) in the nation among J.C. pitchers in '74... Was a shortstop and designated hitter when not pitching, batted .378, and was the "mvp" in the conference that year.

Played in the Shenandoah Valley Summer Baseball League, while in college... As a basketball player, averaged 15.4 points in 2 seasons at Montreat-Anderson.

Lettered four years in baseball, basketball, and football at Charles D. Owen High School... Was a quarterback and safety in football... Averaged 18.6 points per game in basketball and set a school one-game scoring record with 38 points.

Played Little League, Babe Ruth, and American Legion baseball... His legion team won the N.C. state championship in '72.

Personal: Has conducted a series of baseball clinics in Swannanoa during the past 2 off-seasons. A number of Orioles have served as guest instructors... Hobbies: hunting and fishing.

Sammy and his wife, the former Peggy Jean Logan, were married on Jan. 22, '77, and are the parents of a son, Colin Timothy (8/17/79).

TIMOTHY (TIM) PAUL STODDARD


Born: Jan. 24, '53; 6'7"; 250; Bats, R; Throws, R; Position: P.

Birthplace/Residence: Born and raised in East Chicago, Ind... Now lives in Timonium, Baltimore County.

Contract Status: Signed thru '82.

Tenure: Three years, 86 days.

Signed Originally with: Chicago.



156

YEAR CLUB	W-L	ERA	G	GS	CG	SHO	SV	IP	H	R	ER	BB	SO
1975 Knoxville—1	3-4	4.23	31	6	2	1	7	66	66	40	31	43	37
Chicago (AL)	0-0	9.00	1	0	0	0	0	1	2	1	1	0	0
1976 Knoxville	9-8	2.89	20	19	9	0	0	140	147	55	45	60	62
Iowa—2	0-2	5.59	12	2	0	0	0	29	37	20	18	15	20
1977 Charlotte	10-7	3.21	36	18	10	2	5	174	175	75	62	66	94
1978 Baltimore	0-1	6.00	8	0	0	0	0	18	22	17	12	8	14
Rochester	7-3	2.61	45	2	1	0	6	58	44	12	11	19	47
1979 Baltimore	3-1	1.71	29	0	0	0	3	76	80	28	22	32	70
1980 Baltimore	5-3	2.51	64	0	0	0	26	86	72	27	24	38	64
1981 Baltimore	4-2	3.89	31	0	0	0	7	37	38	16	16	18	32
M.L. Totals	12-7	2.88	133	0	0	0	36	200	178	73	64	83	157

1—Selected by Chicago White Sox organization in January '75 free agent draft (2nd round, secondary phase)... Signed on 5/26/75.

2—Released by White Sox on 3/28/77... Signed by Baltimore organization as a free agent on 4/8/77.

League Championship Series Record

YEAR CLUB OPP.	W-L	ERA	G	GS	CG	SHO	SV	IP	H	R	ER	BB	SO
1979 Bal. vs. Cal.	(did not appear)												

World Series Record

YEAR CLUB OPP.	W-L	ERA	G	GS	CG	SHO	SV	IP	H	R	ER	BB	SO
1979 Bal. vs. Pit.	1-0	5.40	4	0	0	0	0	5	6	3	3	1	3

Longest Relief Stints: 5.2 innings—Sep. 13, '78 at Mil; 5.1 innings—Apr. 12, '79 vs. N.Y. at Bal.

Strikeout Highs: 7—Apr. 30, '79 at Sea; 6—twice, the latest May 16, '79 at Bos.

Pitches: Sinking fastball, slider, curve, and change.

1981 SEASON/ORIOLES CAREER

Tim experienced a marked decline in efficiency from his club record-setting efforts of 1980. However, he preserved a lead or tie 16 times in 20 opportunities (.800) and prevented 36 of 47 inherited runners from scoring (.766)... Both percentages were tops among O's relievers.

Was 1-1 with 2 saves and a 4.61 era in 1st half (15 g, 13.2 ip, 20 h, 7 r-er, 7 bb, 13 so), and 3-1 with 5 saves plus a 3.42 era in 2nd half (16 g, 23.2 ip, 18 h, 9 r-er, 11 bb, 19 so).

Opponents batted a collective .268 against him (38-for-142), somewhat above the .260 average compiled by all opponents against the entire Orioles staff. Walked more than 1 batter on only one occasion.

Saves: In '81 he saved 3 for Mike Flanagan and 2 each for Jim Palmer and Scott McGregor... Lifetime for the O's he saved: 10 for Palmer, 9 for Steve Stone (all in '80), 8 for Flanagan, 5 for McGregor, 2 for Tippy Martinez and 1 each for Dennis Martinez and Don Stanhouse.

★ ★ ★

1980: Set club record for saves (26) and appeared in more games (64) than any previous Baltimore reliever except Stu Miller... Miller, who held the previous saves record (25 in '63), pitched in 71, 66 and 64 games in '63, '64 and '65, respectively.

Tim was 4th in A.L. in saves (Quisenberry & Gossage had 33 and Farmer 30) and was 5th in the competition for the Roloids "Relief Man of the Year" award with 59 points (2 for each win & save minus 1 point for each loss).

Tight Spots: Held a lead or tie on 43 of 52 occasions (.827) and prevented 60 of 78 inherited runners from scoring (.769)... Worked out of 4 bases loaded situations unscathed.

Strong Finish: Was particularly effective after July 21, in his final 30 appearances... In that period was 5-0 with 14 saves and a 2.04 era... Was scored on in only 4 of those 30 games.

Did not give up a run in 14 straight appearances (15.1 ip) from Sep. 6 until finally being scored on in his final outing of the year (Oct. 4)... Pitched 17 consecutive scoreless innings over 12 appearances from July 26 thru Aug. 23 (3-0, 7 sv).

Was A.L.'s "pitcher of the month" in September: 16 games, including 14 straight scoreless appearances, 2-0 with 7 saves and a 2.04 era.

Home Runs: A homerless streak spanning 55 games and 74.1 innings was abruptly snapped by California's Jason Thompson and Bob Clark in 8th inning on Aug. 30. They were only 2 homers Tim allowed all year.

Odds & Ends: Picked up a save without retiring a batter vs. Toronto on Sep. 21... He entered game with 2 out and 1 on, and worked the count to 2-2 on Steve Braun when Rick Dempsey picked Lloyd Moseby off 2nd base to end the game.

157

TIM STODDARD (Cont.)

1979: Was O's most effective reliever in early season and was 3-1 with a 1.66 era when he suffered muscle tear under his right armpit on June 23... Pitched only once in next 11 weeks (including 5 weeks on disabled list) before returning to action in September... Had lowest era on staff (1.71) and fanned 47 in 58 innings.

ALCS/WS: Did not see action in '79 ALCS, but did appear in each of the last 4 games of the world series.

Was winning pitcher in game 4 at Three Rivers Stadium... O's trailed 6-3 when he came on in 7th... He went on to pitch 3 scoreless innings, and the Birds rallied for 6 runs in the 8th to win, 9-6.

Tim contributed to the O's uprising with a single to left that scored Billy Smith with 5th run of the big inning... It was Tim's 1st basehit in pro baseball (he was 0-for-9 in the minors), and it came on his 1st big league at bat.

1978: After an impressive effort in spring exhibitions, Tim came north with the club, but was ineffective in 7 appearances and was sent to Rochester in May. Rejoined O's on Sep. 1, but pitched in only one game thereafter... Led Puerto Rican League with 1.86 era while pitching for Frank Robinson at Santurce.

1977: Tim was signed to a Charlotte contract by the late Orioles' Director of Player Development Clyde Klutts, 11 days after the White Sox released him in spring training... Started 18 of his 1st 20 games at Charlotte, but from July 21 on, he pitched exclusively in relief.

WHITE SOX

Was signed originally for the White Sox by Walt Widmayer... Had been selected previously by Texas in June '74, but chose to remain in college.

Was called up to Chicago in Sep. '75 after his rookie season at Knoxville... Appeared in 1 game, and pitched 1 inning vs. the Twins on Sep. 7... Went to spring training with Chisox in both '75 & '77.

Started in the '76 Southern League all star game vs. Atlanta after compiling a 5-2 record in the early going at Knoxville...

AMATEUR BACKGROUND

Tim starred in baseball and basketball at North Carolina State University in Raleigh... Graduated in '75.

Baseball (N.C. State): He pitched for 3 ACC championship teams under coach Sammy Esposito, the former White Sox infielder... Was 16-3 with a 2.28 era in 3-year career including a 4-0 mark, 5 saves and a 1.05 era in senior year ('75)... In each of his 3 ACC tournaments ('73, '74, '75), Tim either won or saved the title game in relief after winning an earlier round contest as a starter the previous day.

Basketball (N.C. State): He was a forward on powerful NC state teams of '73 and '74 that went 57-1 and finally dethroned UCLA (which had won 7 straight national championships) in '74 NCAA tournament.

The Wolfpack eliminated UCLA in semifinals, 80-77, in double overtime, then defeated Marquette, 76-64, in finals... Tim scored 1st field goal in the Marquette game. Others on the '74 championship team included all-American David Thompson (Denver NBA), Tom Burleson (ex-Atlanta NBA), Monty Towe (formerly with Denver) and Moe Rivers... State was 27-0 in '73 but was ineligible for post-season play.

High School/Other: Played baseball, basketball and football at Washington High School in East Chicago (graduated '71)... Was a 2-time baseball captain and an all-state selection in basketball.

Was 13-4 in the Central Illinois Collegiate League in '73-'74... Played Little League, Babe Ruth and American Legion baseball.

Personal: Owns a home in Timonium... Has spent last several off-seasons working for O's speakers bureau and playing center on club basketball team... Scored 53 points in one game this winter and averaged 20 ppg... Played Santa Claus at club's 1st annual Christmas party for underprivileged youngsters last December.

At 6'7", he is probably tallest player ever to appear on an Orioles roster...

He and his wife, the former Diane Payne, were married July 12, '75 and have 2 daughters: Laura Ann (10/10/76) and Anne Marie (10/13/78)... Diane is a graduate of Ball State University in Muncie, Indiana.

158

STEVEN (STEVE) MICHAEL STONE


Born: July 14, '47; 5'10"; 178; Bats, R; Throws, R; Position: P.

Birthplace/Residence: Born and raised in Cleveland, Ohio... Now lives in Ruxton, Baltimore County but spent much of last winter operating his restaurant in Scottsdale, Ariz.

Contract Status: Signed a four year contract in Nov. '78, extending thru '82 season.

Tenure: Ten years, 135 days.

Signed Originally with: San Francisco.



YEAR CLUB	W-L	ERA	G	GS	CG	SHO	SV	IP	H	R	ER	BB	SO
1969 Fresno—1	12-13	3.61	27	27	9	3	0	167	170	82	67	57	184
1970 Amarillo	9-5	3.95	19	18	7	1	0	114	103	55	50	59	108
Phoenix	5-3	1.71	8	8	4	1	0	58	46	13	11	23	50
1971 Phoenix	6-3	3.98	10	9	3	0	0	61	60	29	27	23	57
San Francisco	5-9	4.14	24	19	2	2	0	111	110	56	51	55	63
1972 San Fran.—2	6-8	2.98	27	16	4	1	0	124	97	48	41	49	85
1973 Chi. (A.L.)—3	6-11	4.24	36	22	3	0	1	176	163	87	83	82	138
1974 Chicago (N.L.)	8-6	4.13	38	23	1	0	0	170	185	92	78	64	90
1975 Chicago (N.L.)	12-8	3.95	33	32	6	1	0	214	198	103	94	80	139
1976 Chi. (N.L.)—4	3-6	4.08	17	15	1	1	0	75	70	36	34	21	33
1977 Chicago (A.L.)	15-12	4.51	31	31	8	0	0	207	228	115	104	80	124
1978 Chi. (A.L.)—5	12-12	4.37	30	30	6	1	0	212	196	110	103	84	118
1979 Baltimore	11-7	3.77	32	32	3	0	0	186	173	91	78	73	96
1980 Baltimore	*25-7	3.23	37	37	9	1	0	251	224	103	90	101	149
1981 Baltimore	4-7	4.57	15	12	0	0	0	63	63	39	32	27	30
A.L. Totals	73-56	4.03	181	164	29	2	0	1095	1047	545	490	447	655
N.L. Totals	34-37	3.84	139	105	14	5	0	694	660	335	298	269	410
M.L. Totals	107-93	3.96	320	269	43	7	0	1789	1707	880	788	716	1065

* Led league • Tied for league lead

- 1—Selected by San Francisco organization in January '69 free agent draft (4th round, secondary phase)... Signed on 2/15/69.
- 2—Acquired by Chicago White Sox from San Francisco Giants with outfielder Ken Henderson in deal for pitcher Tom Bradley on 11/29/72.
- 3—Acquired by Chicago Cubs from Chicago White Sox with pitcher Ken Frailing, catcher Steve Swisher and a player to be named later (pitcher Jim Krummel on 12/18/73) in deal for third baseman Ron Santo on 12/11/73.
- 4—Played out option with Chicago Cubs in 1976 and signed with Chicago White Sox (re-entry system) on 11/24/76.
- 5—Played out option with Chicago White Sox in 1978 and signed four year contract (re-entry system) with Baltimore on 11/29/78.

League Championship Series Record

YEAR CLUB OPP.	W-L	ERA	G	GS	CG	SHO	SV	IP	H	R	ER	BB	SO
1979 Bal. vs. Cal.	(did not appear)												

World Series Record

YEAR CLUB OPP.	W-L	ERA	G	GS	CG	SHO	SV	IP	H	R	ER	BB	SO
1979 Bal. vs. Pit.	0-0	9.00	1	0	0	0	0	2	4	2	2	2	2

All-Star Game Record

YEAR CLUB SITE	W-L	ERA	G	GS	CG	SHO	SV	IP	H	R	ER	BB	SO
1980 A.L., L.A.	0-0	0.00	1	1	0	0	0	3	0	0	0	0	3

Low-Hitters: One-Hitters—Has pitched in two but completed neither... July 19, '75 at S.D. for Chi.-N.L. (Stone, 6.2 ip; Tom Dettore, 1.1 ip in 2-1 loss); July 30, '79 at Mil. (Stone 8.2 ip; T. Martinez, 0.1 ip in 1-0 win); **Two-Hitters—**2 (1 Bal; 1 Chi.-A.L.), Aug. 14, '80 vs. N.Y. at Bal; Aug. 15, '78 at Tex; **Three-Hitters—**3 (2 Chi.-A.L.; 1 S.F.), the latest June 5, '78 at Cle; **Four-Hitters—**6 (1 Bal; 1 Chi.-A.L.; 3 Chi.-N.L.; 1 S.F.), the latest Sep. 3, '80 vs. Sea. at Bal.
Strikeout Highs: 12—Sep. 30, '73 at Oak; 11—twice (1 Bal; 1 S.F.), June 17, '80 vs. Cal. at Bal. and June 20, '71 vs. S.D. at S.F.
Winning Streaks: 14—May 9 thru July 26, '80; 5—four times (2 Bal; 1 Chi.-A.L.; 1 Chi.-N.L., the latest Aug. 5 thru 23, '80.

Pitches: Fastball, slider, curve, and change.

159

STEVE STONE (Cont.)

1981 SEASON

After winning the American League Cy Young Award and a club record 25 victories in '80, Steve was plagued by elbow and shoulder problems most of the season. . . Spent 3 months on the disabled list and made just 12 starts, while failing to pitch a complete game.

Despite a 4-7 record, Steve is 40-21 in 3 years with the Orioles, a .656 winning percentage that is the best in club history (50 or more decisions). . . Has a 34-14 mark (.708) since July 22, '79.

Summary: Steve was 2-3 with a 4.72 era (18 er in 34.1 ip) in 7 1st half starts and 2-4 with a 4.45 era (14 er in 28.1 ip) in 8 2nd half games (5 starts).

Was the O's opening day pitcher on Apr. 10, defeating Kansas City, 5-3, (5 ip, 8 h, 3 r) with relief help from Sammy Stewart. . . Went 0-3 in next 4 starts with a 6.75 era (16 er in 21.1 ip). . . Experienced arm problems in next 2 starts before being disabled (see "Arm Trouble" below).

Lost to California in 1st start after being reactivated in August, then put together two best games of the year. . . Allowed just 2 hits in 7.1 innings vs. Seattle on Sep. 1 to share 2-hit, 1-0 shutout with Tippy Martinez, the fewest hits allowed by O's in '81. . . Defeated Oakland in next appearance on Sep. 5 (7 ip, 6 h, 3 r), again with help from Tippy.

Lost final 2 starts (allowing 7 er in 4.2 ip) while having recurring arm trouble. . . Appeared just twice in relief over final 21 days of season.

Arm Trouble: He first began to have pain in his right shoulder and elbow during spring training, when he was 1-3 with a 9.00 era (22 er in 22 ip) in 5 starts. . . The soreness grew progressively worse, forcing him to retire after allowing just 1 hit in the 1st 6 innings at Texas on May 9. . . Rested for a week but lasted just 2 innings at Minnesota on May 16 before leaving with same problem. . . Was placed on the disabled list 2 days later with tendinitis in his right elbow and shoulder.

Had begun a rehabilitation program in early June but rested his arm during baseball's 7 week layoff. . . Was reactivated on August 20 but again experienced soreness in his elbow in mid-September, hampering him the rest of the year.

Vs. Opponents: With the 1-0 victory over Seattle (see above), Steve is now 6-0 with an 0.78 era (58 ip, 31 h, 5 er) and 5 complete games vs. Mariners in his 3 years with Baltimore. . . Is 9-3 lifetime.

Suffered 1st loss to New York since '77 on Sep. 26 despite facing just 1 batter. . . Came on in relief with 1 on in bottom of 9th and O's leading, 4-3. . . Got the 1st batter, Willie Randolph, to hit a ground ball, but Doug DeCinces booted it. . . Tim Stoddard then came in and allowed 3-run homer to Bobby Murcer, giving the Yankees a 6-5 win and Steve the loss in a game that all but knocked Baltimore out of the pennant race. . . Steve was 3-0 vs. N.Y. in '80.

Has defeated every major league club in his career with the exception of the Chicago Cubs and Cincinnati Reds (see page 29 for complete statistics vs. A.L. opponents).

Odds and Ends: Tippy Martinez saved 3 of his wins and Sammy Stewart the other. . . Was 3-4 at home and 1-3 on the road.

PREVIOUS CAREER HIGHLIGHTS

1980: Steve's 25 wins led the majors as he captured Baltimore's 6th Cy Young Award in 12 seasons and the 2nd in a row (Mike Flanagan won in '79). . . Also topped the A.L. in winning percentage (.781) and was in top 10 in starts (tied for 2nd, 37), era (7th, 3.23), strikeouts (tied for 7th, 149), and innings (tied for 8th, 251). . . Set career highs for wins (previous high was 15 in '77), starts, innings, strikeouts, and complete games (9).

Was 2-3 with 4.74 era thru May 5 before winning 23 of final 27 decisions with a 3.06 era and 9 complete games. . . That included 14 consecutive victories over 17 starts from May 9 thru July 26, the longest winning streak in A.L. since '74 and one short of the O's record for consecutive wins in 1 season (held by Dave McNally, '69).

20-Game Winner: Steve surpassed the Orioles' record for victories shared by Mike Cuellar and Dave McNally (both in '70). . . Also became the earliest 20-game winner in O's history when he defeated California at Anaheim on Aug. 19. . . Was the earliest in the majors since '73 when Wilbur Wood of the Chicago White Sox picked up his 20th victory on July 30.

When he defeated Cleveland on May 19, went over the career .500 mark for the 1st time since he was 4-3 with the Giants on May 21, '71.

Cy Young and Other Honors: Steve edged Oakland's Mike Norris in a close race for the BBWAA's award, capturing 13 firsts, 10 seconds, and 5 thirds for a total of 100 points (5-3-1 scoring system). . . Norris received the same number of first (13) and third (5) place votes as Steve but received 7 seconds (left off 3 ballots) to finish with 91 points. New York's Rich Gossage was 3rd with the other 2 firsts and 37½ points. . . Steve was the 1st righthander to win the A.L. Cy Young Award since '76.

In addition, was named A.L. "pitcher of the year" by *The Sporting News* (by vote of fellow players) and was selected as the top righthander on A.L. all-star teams selected by TSN, Associated Press, and United Press International.

Finished 9th in the A.L. "mvp" voting and was selected as the American Amateur Baseball Congress' "graduate of the year". . . Was chosen as the A.L.'s "pitcher of the month" for June when he was 5-0, and was the circuit's "player of the week" for the week of June 16-22.

All-Star Game: Steve was selected to the A.L. all-star team for the 1st time in his career and was manager Earl Weaver's starting pitcher for the July 8 game at Los Angeles. . . Retired all 9 N.L. batters he faced in 3 inning stint, the 1st time that had been done in the all-star game since Detroit's Denny McLain accomplished the feat in '66.

Pitching Adjustments: Steve credits O's pitching coach Ray Miller with making 2 adjustments that helped him significantly in '80. . . Miller got him to speed up his time between pitches and to limit his pitch selection early in the game by establishing 1 or 2 pitches in the 1st few innings, then going to his other pitches in later frames.

Miscellaneous: Pitched 7.1 no-hit innings against California on Aug. 19 before sharing 2-hitter with Tippy Martinez (20th win). . . Defeated every A.L. club at least once. . . Was 14-1 against the East (only loss to Detroit on Sep. 16) and 11-6 vs. the West. . . Was 14-4 at home and 11-3 on the road.

Was the club's "stopper" as 12 of his 25 victories immediately followed Baltimore losses. . . Tim Stoddard saved 9 of his wins.

★ ★ ★

Re-Entry: He was 2nd player signed by the O's thru re-entry (see page 10) and is believed to be the 1st player to have gone thru the re-entry system twice and signed twice.

1979: Steve had a slow start and was 6-7 with a 4.40 era thru July 10. . . From that point on, was 5-0 with a 2.94 era.

One-Hitter: Pitched one of the finest games of his career on July 30 at Milwaukee. . . Allowed just 1 hit, 3rd inning homer by Charlie Moore, in 1st 8.2 innings before Tippy Martinez came on to get the final out in 2-1 win. . . That is the O's only one-hitter in the last 5 years.

White Sox: He did 2 tours of duty with the White Sox ('73, '77-'78) and had a combined 33-35 record. . . In last 2 seasons was 27-24, including a then career best 15 wins in '77.

Cubs: He was 23-20 in his 3 seasons with the Cubs ('74-'76) with a 20-14 mark in the 1st 2 years. . . A sore shoulder limited his efforts to a total of 17 games and 75 innings in '76 (was on the disabled list from Apr. 25 thru July 2).

Giants: Steve was signed by the Giants after they had selected him in the Jan. '69 free agent draft. . . Spent only 2½ years in the minors before coming to the majors to stay. . . Made the Giants' 25-man roster in '71 after coming to camp as a non-roster player but was optioned to Phoenix in June. . . Was recalled in September but was ineligible for the NLCS vs. Pittsburgh.

N.L. Career Record: Atl. (5-2), Chi. (0-2), Cin. (0-4), Hou. (3-4), L.A. (2-2), Mon. (4-3), N.Y. (3-5), Phi. (4-4), Pit. (4-2), St. L. (2-4), S.D. (5-2), S.F. (2-3), Total (34-37).

Minors: He averaged virtually a strikeout per inning in the minors (399 to 400 innings). In '69 at Fresno, once struck out 17 in a 9 inning game.

Amateur Background: He played 2 years at Kent State University (Kent, Ohio) where he was a batterymate of the late New York Yankees' catcher Thurman Munson. . . Was all-Mid American Conference and team captain in junior year.

At Brush High School in Cleveland (graduated '65) won all-state honors with an 0.46 era as a junior and captained the club as a senior. . . Played Little League, American Legion, and Cleveland Class A sandlot league baseball.

STEVE STONE (Cont.)

PERSONAL

Steve graduated from Kent State in '70 with a teaching degree in history and government. . . Is a gourmet cook and wine connoisseur and opened a new restaurant, "Steven" in Scottsdale, Arizona, in January, '81.

Writes poetry and has been published in Los Angeles, San Francisco, and Chicago papers as well as the National Jewish Monthly. . . Hobbies: reading, chess, and racquetball. . . Single.

WILLIAM (BILL) DAVID SWAGGERTY


Born: Dec. 5, '56; 6'2"; 190; Bats, R; Throws, R; Position: P.

Birthplace/Residence: Born in Sanford, Florida. . . Grew up and still lives in East Palatka, Florida (southwest of St. Augustine).

Contract Status: Signed thru '82.

Tenure: None.

Signed Originally with: Baltimore.



YEAR CLUB	W-L	ERA	G	GS	CG	SHO	SV	IP	H	R	ER	BB	SO
1979 Bluefield—1	5-3	4.76	17	9	3	0	0	68	76	45	36	28	36
1980 Miami	3-1	2.30	19	0	0	0	0	43	39	15	11	22	25
Charlotte	3-6	2.47	26	0	0	0	3	51	47	20	14	24	23
1981 Charlotte	8-5	2.02	35	0	0	0	10	49	35	15	11	19	26
Pro. Totals	19-15	3.07	97	9	3	0	13	211	197	96	72	93	110

1—Selected by Baltimore organization in June '79 free agent draft (26th round, Baltimore's 25th selection, regular phase). . . Signed by Jack Sanford on 6/9/79.

Pitches: Fastball, curve, slider, and change.

1981: Bill was Charlotte's top short reliever and had the lowest era on the O's staff at 2.02. . . Led the club with 10 saves despite spending over 3 weeks (June 1-24) on the disabled list with tendinitis in his right shoulder.

Was 6-4 with a 1.57 era (6 er in 34.1 ip) and 3 saves in 18 appearances before his injury and 2-1 with a 3.07 era (5 er in 14.2 ip) and 7 saves in 17 games after returning to action. . . Finished 30 of 35 appearances and allowed an earned run in just 8 outings. . . Surrendered just one home run and did not hit a batter.

Was 1-0 with an 0.90 era and 2 saves in 7 appearances in the Florida Instructional League before joining Ray Miller's Caguas club in the Puerto Rican League. . . Had a 5-1 record with 2 saves in 18 games before he caught his right thumb in a car door and suffered slightly torn ligaments in mid-December. . . Was sent home for the rest of the winter, and his thumb has completely healed.

Pro Career: Started the '80 season in Miami and was promoted to Charlotte in June. . . Has allowed just two homers over the last two seasons. . . Became a reliever midway thru the '79 season.

Pitched at Indios in the Colombian League after the '80 season and won the era title at 1.29. . . Pitched 39 consecutive scoreless innings in one stretch to set a league record and was named to the circuit's all-star team.

Amateur Background: Pitched at Stetson University (DeLand, Fl.) in '78 and '79. . . Had a career record of 13-10 with a 2.90 era and was team captain and "most valuable pitcher" in '78. . . Graduated from St. John's River C.C. (Palatka, Fl.) in '77. . . Was 10-9 with a 1.60 era there in 2 years and was captain and "mvp" in '77.

Played four years each of baseball and football at Palatka South High School (graduated '75). . . Was team captain and "mvp" as senior when Palatka won state baseball title. . . Also participated in Little League, Babe Ruth League, American League and Cape Cod League programs.

Personal: Is a member of the Fellowship of Christian Athletes. . . Graduated from Stetson in '79 with a degree in physical education. . . Hobbies: fishing and reading. . . Single.

DONALD (DON) RAY WELCHEL


Born: Feb. 3, '57; 6'4"; 205; Bats, R; Throws, R; Position: P.

Birthplace/Residence: Born in Atlanta, Texas. . . Grew up and still resides in Dallas, Texas.

Contract Status: Signed thru '82.

Tenure: None.

Signed Originally with: Baltimore.



YEAR CLUB	W-L	ERA	G	GS	CG	SHO	SV	IP	H	R	ER	BB	SO
1978 Bluefield—1	4-5	2.43	12	11	7	0	0	89	78	30	24	25	57
Miami	2-0	1.80	2	2	0	0	0	15	13	5	3	5	10
1979 Miami	5-6	2.94	14	14	7	0	0	95	86	34	31	34	53
Charlotte	5-4	3.87	13	13	5	0	0	86	95	47	37	39	40
1980 Charlotte	9-12	2.90	28	28	*12	1	0	202	*210	86	65	47	56
1981 Rochester	1-1	2.25	8	0	0	0	0	12	9	5	3	4	7
Charlotte	13-7	2.91	22	22	11	0	0	161	161	76	52	63	90

Pro. Totals 39-35 2.93 99 91 42 1 0 660 652 283 215 217 313
* Led league * Tied for league lead

1—Selected by Baltimore organization in June '78 free agent draft (seventh round Baltimore's tenth selection, secondary phase). . . Signed on 6/8/78.

Pitches: Fastball, curve, slider, and change.

1981: Don started the season with Rochester but was assigned to Charlotte on May 4 after pitching just 12 innings (all in relief) for the Wings. . . Despite spending the 1st 3 weeks of the season at AAA, tied for 3rd in the Southern League in both wins (13) and complete games (11), and was 6th with a 2.91 era, the 2nd lowest among all starters in the Baltimore organization. . . Led Charlotte in complete games, was 2nd in wins and innings pitched (161), and 3rd in starts (22) and strikeouts (90).

After a 3-3 beginning, was 10-2 over 2 month period from June 19 thru Aug. 20 with a 2.08 era (24 er in 103.2 ip) and 9 complete games in 12 starts. . . Lost final 2 decisions. . . Struck out 13 batters against Savannah on July 30. . . Did not hit a batter all season long.

Was invited to Baltimore's major league camp as a non-roster player last spring.

Played this winter for Magallanes in the Venezuelan League with O's organization players Willie Royster, Larry Jones, and Steve Luebber.

1980: Tied for the Southern League lead in complete games with 11 and was also among the circuit's leaders in innings pitched (2nd, 202), starts (tied for 4th, 28), and earned run average (6th, 2.90). . . Also led league in hits allowed (210). . . After 5-1 start, was just 4-11 in last 20 starts but had 3.03 era and 9 complete games in that span. . . On the season, allowed 2 or fewer earned runs in 7 of his 12 losses.

Played that winter for Minnie Mendoza at Indios in the Colombian League.

Pro Career: Signed by Ray Crone. . . Was drafted previously by the Cincinnati Reds (10th round) in '75 but did not sign. . . Started the '79 season with Miami before being promoted to Charlotte on June 24.

Was named the righthanded pitcher on the Appalachian League all-star team in '78 and was 2nd in the circuit in era (2.43) and complete games (7). . . Was promoted to Miami on Aug. 23 and won 2 big games, including the one that clinched the southern division 2nd half pennant for the O's.

Pitched in the Florida Instructional League after the '78 and '79 seasons.

Amateur Background: Had a 19-13 record in 3 seasons at Sam Houston State College in Huntsville, Texas. . . Earned 3 letters in baseball and 2 in football at Lake Highlands High in Dallas (graduated '75). . . Was 12-1 and an all-state pitcher as a senior and played in the '75 Texas high school all-star game at the Astrodome.

Also participated in Little League, Babe Ruth League, American Legion, and semi-pro baseball programs.

Credits Don Nottebart, former major league pitcher for 5 different clubs, with helping him to pursue a baseball career.

Personal: Hobbies: golf, fishing, and art. . . He and his wife, the former Deborah Jean Finch, were married on Jan. 6, '79, and are the parents of a son, Kyle David (10/7/80).

DALLAS MCKINLEY WILLIAMS, JR.


Born: Feb. 28, '58; 5' 11"; 165; Bats, L; Throws, L; Position: OF.

Birthplace/Residence: Born, and raised in Brooklyn, N.Y... Spent the off-season in Rochester, N.Y.

Contract Status: Signed thru '82.

Tenure: 22 days.

Signed Originally with: Baltimore.



YEAR CLUB	AVG.	G	AB	R	H	2B	3B	HR	RBI	BB	SO	SB	CS	HP
1976 Bluefield—1	.270	69	256	26	69	8	1	3	30	12	51	12	11	2
1977 Miami	.272	125	464	56	126	17	4	2	50	42	81	17	21	3
1978 Charlotte	.264	139	549	52	145	17	4	2	35	31	82	24	10	3
1979 Charlotte	.277	133	519	68	144	25	2	12	52	38	51	15	8	0
1980 Rochester	.270	137	529	63	143	21	2	11	54	22	53	16	17	3
1981 Rochester	.283	127	523	69	148	17	3	9	48	38	45	*1	*18	4
Baltimore	.500	2	2	0	1	0	0	0	0	0	0	0	0	0
M.L. Totals	.500	2	2	0	1	0	0	0	0	0	0	0	0	0
Pro. Totals	.273	732	2842	334	776	105	16	39	269	183	363	135	85	15

GWRBI: '80-7; '81-Roch. 1, Bal. 0.
* Led league

1—Selected by Baltimore organization in June, '76, free agent draft (1st round regular phase)... Signed on 6/12/76.

Has played in nearly 95% of all his teams' games (692 of 730) in 6 minor league seasons.

1981 SEASON

Orioles: Was recalled from Rochester after Red Wings were eliminated from International League (I.L.) playoffs... Reported Sep. 13 and made his debut on the 19th by fouling out off Rollie Fingers as a pinch-hitter... In his 2nd and last plate appearance, he picked up his 1st big league hit, a single against another softy-Rich Gossage, also as a pinch-hitter... Batted .400 (6-for-15) for the O's in spring training.

Red Wings: Led I.L. in stolen bases (51) and set a Red Wings club record (old mark was 41 by Ora Burnett in '44)... Also led loop in caught stealing (18), but his success percentage was still an impressive 74%.

Paced Rochester in at bats (523) and hits (149) and was 2nd in hitting (.283) and runs (69) to Cal Ripken (.288 and 74).

Missed 10 days with a right shoulder separation and stretched left knee ligaments after outfield collision with Chris Bourjos on May 24... Bourjos was sidelined for 3 months with a fractured left shoulder.

Took an 0-for-13 in the 33 inning game vs. Pawtucket (longest game in organized baseball history) on April 18-19, June 23... Had 11 outfield assists for 2nd straight year and now has 77 lifetime... Led I.L. in outfield errors (11).

Winter Ball: Played at Culiacan in the Mexican League over the winter.

PRO CAREER HIGHLIGHTS

Was 20th player picked in nation in June '76 draft... Signed by John Stokoe... Played in Florida Instructional League after each of 1st 4 pro seasons.

'80, Rochester: Batted only .204 (33-for-162) in 1st 47 games at AAA level, then batted .300 (110-for-367) in his final 90 games, and wound up as Wings' leading qualifier at .270.

Hit his 2nd career grand slam, and drove in 5 runs against Toledo Apr. 25... Was 2nd in I.L. in putouts (330) and total chances (346) among outfielders... Played winter ball for Ray Miller at Caguas in Puerto Rican Winter League.

'78-'79, Charlotte: Hit a career high 12 homers at Charlotte in '79 and was 2nd in Southern League in outfield putouts (319) and assists (16).

Amateur Background: Dallas won the Iron Horse Award (named after Lou Gehrig) as the outstanding high school baseball player in New York City in '76... His school, Lincoln H.S. (Brooklyn) was 26-4 and won the N.Y.C. championship by defeating Columbus, 10-4 in title game at Yankee Stadium.

At Lincoln, he earned 3 letters each in baseball and basketball, captained both teams as a senior and earned all-city recognition in both sports... Was an honorable mention all-American in baseball senior year.

Played American Legion baseball, and his '75 legion team was runner-up for the New York state championship... That year, he was also "mvp" in the N.Y.C. Federation all-star game, and his club won the Federation title.

Personal: Dallas in one of 10 children... His family once recorded a gospel album... Single.

CHARITY BEGINS AT HOME

The Orioles, like most major league ballclubs, are extremely active in the support of charitable causes, both as an organization and individually. Over the past several years the O's charity participation has reached an all-time high. Listed below is a sampling of the club's activities in that area:

Johns Hopkins Children's Center: For many years the Orioles' wives have worked actively on behalf of the Johns Hopkins Hospital Children's Center, and have raised considerable money for the Center's on-going improvement program. The wives' most significant contribution has been an annual auction which netted the Center \$28,500 in '80.

Frito-Lay/Orioles Challenge: Last year the wives' fundraising for the Hopkins Children's Center was generously supplemented by Frito-Lay, makers of LAYS® and RUFFLES® brand potato chips, which agreed to donate \$50 to the Center for every run scored by the Orioles during the regular season. In the abbreviated season the O's scored 427 runs which translated into \$21,850.

However, the people from Frito-Lay went one better. They calculated that the Birds would have scored an average of 5 runs in the 55 games not played between June 11 and August 10 and, at \$50 per run, came up with an additional \$13,750. So the total donation by Frito-Lay to the Hopkins Children's Center was a whopping \$35,600.

Frito-Lay will resume that program in '82.

O's Basketball Team: During the past winter the Orioles off-season basketball team compiled a 26-0 record while raising more than \$30,000 for a variety of charities.

Santa Claus Anonymous: The Orioles' Christmas Sale at the stadium generated some \$4,000 for the benefit of Santa Claus Anonymous.

"Take Me Out To The Ballgame": For the second year in a row, two Orioles, Eddie Murray and Ken Singleton, have purchased large blocks of tickets to home games to be given to fans in the Baltimore area who might not otherwise have the opportunity to watch Orioles baseball in person.

Murray has bought 50 upper box seats for each of the club's 80 home dates, and he will distribute them to youngsters from among the 33 Baltimore neighborhoods as part of "Project 33". That project will be jointly administered by the Baltimore Junior Association of Commerce and the Baltimore City Department of Human Resources.

Singleton has purchased 64 lower reserved seats for all 13 Sunday games and he will pass those on to senior citizens groups. That endeavor is known as "Project 29".

"Summer Fun in Birdland": The Orioles will also operate their long standing "Summer Fun in Birdland" program which enables disadvantaged youngsters to come to the ballpark during the summer vacation period.

Individual Participation: Virtually every Orioles player is involved in at least one charity and some lent their support to as many as 7 different worthwhile causes in '81.



MEMORIAL STADIUM—A BRIEF HISTORY

Construction of Baltimore Memorial Stadium began on the site of old Municipal Stadium in 1949. However, when the original Baltimore NFL franchise left town after the '50 football season, work on the new facility was suspended until '52.

Despite the construction the International League Orioles continued to play their home games here on 33rd Street (thru '53) as did the current Baltimore Colts franchise when it re-located from Dallas (Texans) prior to the '53 football season.

The new stadium was completed essentially in October, '53, but refinements continued on thru the early stages of the '54 baseball season, the A.L. Orioles first in Baltimore.

The original Municipal Stadium was built for football and completed in 1924. However, when old Oriole Park (29th Street and Greenmount Avenue) burned down on the night and early morning of July 3-4, 1944, the Orioles moved into the big ballpark (in those days home plate was in what is now dead center field).

Baltimore Memorial Stadium was built for \$6 million on 28¾ acres of city owned property and financed by two city bond issues.

Over the years, there have been some changes made. In '54, the distance from home plate to the fence in dead center was 450'. That has been whittled down gradually to its present 405'.

The Orioles dugout was originally on the first base side, but when some 2,600 field boxes were installed in front of the original boxes in '61 (prior to that there was an 8' wall between the front row of the boxes and the field, and Baltimore led the world in foul territory), new dugouts had to be constructed and the home team moved over to third base.

In 1964 additional upper deck sections were added, increasing the capacity by another 2,600 seats. In 1970 (mid-season) the new score-

(Continued on page 167)

ORIOLES SET A.L. RECORDS FOR CONSECUTIVE SHUTOUTS (5) AND CONSECUTIVE SCORELESS INNINGS (54) IN 1974

The Orioles pitching staff set two A.L. records in early September, 1974 by putting together a string of five straight shutouts and by blanking their opponents over a stretch of 54 consecutive innings. The scoreless streak actually started in the 9th inning of a game in Kansas City on September 1. Dave McNally gave up his only run in the 8th and then pitched a scoreless 9th while beating the Royals, 7-1. The streak ended six games later in the 9th inning on September 7 when Ross Grimsley working on a 3-0 lead gave up a two-run home run to Cleveland's Charlie Spikes. Grimsley, who was the winner anyway by a 3-2 score, was relieved at that point by Bob Reynolds. That also ended another string, of six straight complete games, but extended the Birds' winning streak to 10.

Date	Opponent	H/A	Score	Consec. Scoreless Innings	Pitcher	Hits Allowed
Sept. 1	Kansas City	A	7-1	1 (9th)	Dave McNally-cg	4
Sept. 2	Boston	H	1-0	9	Ross Grimsley-cg	3
Sept. 2	Boston	H	1-0	9	Mike Cuellar-cg	2
Sept. 4	Boston	H	6-0	9	Jim Palmer-cg	3
Sept. 6	Cleveland	A	2-0	9	Dave McNally-cg	3
Sept. 6	Cleveland	A	1-0	9	Mike Cuellar-cg	5
Sept. 7	Cleveland	A	3-2	8 (1st-8th)	Ross Grimsley	4

During the 54 inning skein the O's out-scored their opponents, 14-0, and out-hit them 37-20. . . Mike Cuellar won two of the five straight shutouts, both by 1-0.

The major league records of six straight shutouts and 56 consecutive innings which the O's came very close to at least tying were set by the 1903 Pirates (June 1 thru 9). The previous A.L. record of 47 consecutive innings was held by the 1948 Cleveland Indians and the mark of four consecutive shutouts had been accomplished four times, most recently by the Orioles' foursome of Hal Brown, Billy Loes, Connie Johnson, and Ray Moore between June 24 and 28, 1957.

SPRING TRAINING NOTES

This is the 24th straight spring the Orioles have trained in Miami. Over the last 23 years over 1,000,000 have watched the Birds in exhibition games at Miami Stadium. Last year the Orioles drew 42,282 in 10 Miami Stadium dates, an average of 4,228.

The permanent seating capacity at Miami Stadium is 9,548, but the Orioles and Yankees drew a standing room crowd of 12,464 for a Sunday afternoon game on March 14, 1965.

★ ★ ★

Orioles' spring training records, '54 thru '81: **Hitting**—Don Lenhardt (.462, 24-for-52) in '54 and Don Baylor (.438, 32-for-73) in '75. . . **Home Runs**—8 by Tito Francona in '56, Frank Robinson in '66, and Baylor in '75. . . **RBI**—25, by Francona in '56 and Gus Triandos in '59.

1981 Spring Training Leaders: **Hitting**—Eddie Murray (.391, 27-for-69), Al Bumby (.342, 13-for-38). . . **Home Runs**—8 players with one each. . . **RBI**—Eddie Murray, 12; Ken Singleton, 9. . . **Wins**—Tim Lincecum, 3.

ORIOLES SPRING RECORDS—1954-1981

Year	Training Site	W-L	Home Att.*	Home Dates*	Year	Training Site	W-L	Home Att.*	Home Dates*
1954	Yuma	16-12	10,684	4	1968	Miami	12-12	47,208	15
1955	Daytona B'ch	11-15	14,697	7	1969	Miami	19-5	33,210	13
1956	Scottsdale	10-19	15,699	9	1970	Miami	11-12	34,995	11
1957	Scottsdale	14-19	15,568	9	1971	Miami	14-13	45,185	13
1958	Scottsdale	11-19	16,092	11	1972	Miami	10-8	42,522	10
1959	Miami	17-8	25,771	13	1973	Miami	13-11	47,003	13
1960	Miami	16-13	39,158	19	1974	Miami	11-11	40,247	12
1961	Miami	12-16	46,419	16	1975	Miami	18-9	41,623	13
1962	Miami	13-11	43,816	16	1976	Miami	4-11	29,123	8
1963	Miami	17-10	52,748	14	1977	Miami	14-10	51,918	11
1964	Miami	16-12	49,257	15	1978	Miami	13-11	57,812	12
1965	Miami	12-16	55,602	14	1979	Miami	10-15	44,310	12
1966	Miami	15-11	51,372	17	1980	Miami	7-14	30,321	9
1967	Miami	14-13	50,513	11	1981	Miami	12-13	42,282	10

† Against major league "A" teams only.

* Includes only games played at training site.

MEMORIAL STADIUM (Cont.)

board was installed. In recent years the old splintery wooden benches (without backs) have been completely replaced by chairs and non-wooden benches with back rests, and a 35th row has been added to the upper deck.

In 1980, six new towers, housing a new ticket window and additional ticket office space, storage areas and rest rooms, were completed in the latest Memorial Stadium renovations.

O'S HAVE BEST RECORD IN MAJORS—FOR LAST 25 YEARS

It was in 1957 that the Orioles first began to jell as a team. That year they finished at .500 (76-76) for the first time, after having gone 180-282 (.390) in their first three Baltimore seasons ('54-'56-'57).

During the 25 seasons that have elapsed from 1957 thru 1981, the O's have won more games than any other big league club and have compiled the best won-lost percentage. In that period they are 541 games over .500.

Listed below are the standings of the 16 clubs that have played during that entire 25-year span.

1. Orioles	2238-1697 (.569)	10. White Sox	1994-1951 (.505)
2. Yankees	2210-1737 (.560)	11. Braves	1980-1963 (.502)
3. Reds	2198-1746 (.557)	12. Twins, new	
4. Dodgers	2187-1768 (.553)	Senators	1971-1976 (.499)
5. Pirates	2117-1823 (.537)	13. Phillies	1930-2015 (.489)
6. Giants	2059-1893 (.521)	14. Indians	1893-2042 (.481)
7. Cardinals	2047-1893 (.520)	15. A's	1869-2081 (.473)
8. Tigers	2046-1907 (.518)	16. Cubs	1829-2112 (.464)
9. Red Sox	2037-1911 (.516)		

Since the franchise came to Baltimore from St. Louis prior to the 1954 season (28 seasons thru '81), the O's have compiled the fourth best record in the majors—.550 (2418-1979) behind: Yankees—.569 (2506-1901), Dodgers—.559 (2470-1946), and Reds—.553 (2438-1968). In those 28 seasons, the Orioles have won 100 or more games five times ('69, '70, '71, '79, '80), an achievement bettered by only the Yankees (six times). Baltimore's five 100-victory seasons in the last 13 years is unsurpassed.

In addition, the Orioles have had 14 consecutive winning seasons (starting '68). The only major league club with a longer streak is the Red Sox, who have been over the .500 mark in 15 straight campaigns (starting '67).

SPRING TRAINING DATA

Headquarters Hotel: DuPont Plaza, 300 Biscayne Blvd. Way,
Miami, Fla. 33131—(305) 358-2541

Training Camp: Miami Stadium, 2301 N.W. Tenth Avenue,
Miami, Fla. 33127—(305) 633-9857

**Please direct all correspondence to Miami Stadium
and not to the DuPont Plaza**

First Workout Dates: Pitchers and Catchers—Fri., Feb. 19
Infielders and Outfielders—Thurs., Feb. 25

★ ★ ★

SPRING SCHEDULE

(All Times Eastern)

Mar.	Day	Opponent	Place	Time	Score Bal.-Opp.
*	Sat.	New York Yankees	Ft. Lauderdale	1:30	—
*	Sun.	Montreal Expos	Miami	1:30	—
	8 Mon.	Montreal Expos	West Palm Beach	1:30	—
	9 Tue.	Atlanta Braves	Miami	1:30	—
	10 Wed.	U. of Miami	Light Field (U.M.)	7:30	—
	11 Thu.	Texas Rangers	Pompano	1:30	—
	12 Fri.	Texas Rangers	Miami	7:30	—
*	13 Sat.	New York Yankees	Ft. Lauderdale	1:30	—
*	14 Sun.	New York Yankees	Miami	1:30	—
	15 Mon.	Philadelphia Phillies	Miami	1:30	—
	16 Tue.	Atlanta Braves	Miami	1:30	—
	17 Wed.	Kansas City Royals	Miami	1:30	—
	18 Thu.	Atlanta Braves	West Palm Beach	1:30	—
	19 Fri.	Texas Rangers	Pompano	1:30	—
*	20 Sat.	Montreal Expos	Miami	7:30	—
t	21 Sun.	New York Yankees	Ft. Lauderdale	1:30	—
t	21 Sun.	Houston Astros	Miami	1:30	—
††	22 Mon.	Houston Astros	San Juan, P.R.	7:05	—
††	23 Tue.	Houston Astros	Bayamon, P.R.	7:05	—
	24 Wed.	Open			
	25 Thu.	New York Yankees	Miami	7:30	—
TV*	26 Fri.	Cincinnati Reds	Miami	7:30	—
	27 Sat.	Kansas City Royals	Ft. Myers	1:30	—
	28 Sun.	Texas Rangers	Miami	1:30	—
	29 Mon.	Atlanta Braves	West Palm Beach	1:30	—
	30 Tue.	Philadelphia Phillies	Clearwater	1:30	—
	31 Wed.	Chicago White Sox	Sarasota	1:30	—
Apr.					
	1 Thu.	Minnesota Twins	Orlando	1:30	—
	2 Fri.	Montreal Expos	West Palm Beach	1:30	—
TV3	3 Sat.	Texas Rangers	Miami	Noon	—
	4 Sun.	Open			
	5 Mon.	Opening Day	Baltimore	2:05	—

*-Game to be broadcast on WFBR (1300) Radio.

TV-Game to be telecast on WMAR (Ch. 2)

†-Split Squad

††-11th Annual Ciudad Deportiva Series for Benefit of Roberto Clemente Sports Complex currently under construction in San Juan—Note: Those games will begin at 8:05 p.m. Atlantic Standard Time.

TICKET DATA

For game and ticket information, write or call Orioles' spring training ticket manager at Miami Stadium, 2301 N.W. Tenth Ave., Miami, Fla. 33127. . . (305) 635-5395. Prices: Field Box—\$6.00. Terrace Box—\$4.50. . . General Admission—\$3.50. . . Children's and Senior Citizens' General Admission—\$2.00.

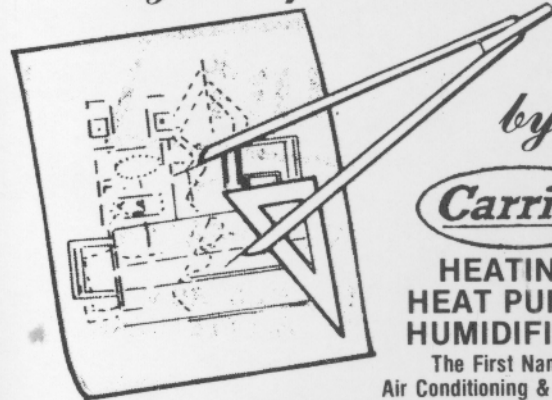
SPRING TRAINING ROAD HOTELS

March 22-23 San Juan, P.R.—Palace Hotel. (809) 791-2020
March 30-31 Tampa-Bay Harbor Inn. (813) 885-2541

ORIOLES RETIRED NUMBERS

No.	Player	Year Retired	No.	Player	Year Retired
5	Brooks Robinson	1977	20	Frank Robinson	1971

Air Conditioning Designed for Tomorrow



by

Carrier

**HEATING
HEAT PUMPS
HUMIDIFIERS**

The First Name In
Air Conditioning & Heating

SALES • INSTALLATION • SERVICE

Residential • Commercial

**PACKAGE UNITS. . . . WINDOW UNITS
ENGINEERING & SURVEY SERVICE**

EST. 1941 • OVER 30 YEARS OF QUALITY SERVICE

WOODROW H. KRATZ

947-7100

Carrier

**AIR CONDITIONING
& HEATING**

HEAT PUMP SPECIALISTS

HUMIDIFIERS

**ELECTRONIC
AIR CLEANERS**

WINDOW UNITS

APPLIANCE SALES • REPAIRS

OVER 30 YEARS EXPERIENCE

ALL MAKES

REED'S REFRIGERATION SERVICE INC.
3401 SINCLAIR LANE

327-5400

**PARTS DEPT. . . . 327-3720
SALES DEPT. . . . 327-8900**

ORIOLES 1982 SCHEDULE

APRIL

SUN	MON	TUE	WED	THU	FRI	SAT
O's-Anheuser Busch Calendar Day Sun., Apr. 11				1	2	3
4	5 KC	6	7 KC	8	9 BOS	10 BOS
11 BOS	12 U of MD	13 KC	14 KC	15	16 CHI	17 CHI
18 CHI	19 ROCH	20 BOS	21 BOS	22	23 CHI	24 CHI
25 CHI	26	27 OAK	28 OAK	29 OAK	30 CAL	

MAY

SUN	MON	TUE	WED	THU	FRI	SAT
O's-Carrier Jacket Nite Sat., Apr. 24						1 CAL
2	3 SEA	4 SEA	5	6	7	8
9 CAL	10 OAK	11 OAK	12 OAK	13 SEA	14 SEA	15 SEA
16 SEA	17	18 MIN	19 MIN	20 MIN	21 TOR	22 TOR
23 TOR	24 TOR	25 TEX	26 TEX	27 TEX	28 TOR	29 TOR
30 TOR	31 TEX	Coca-Cola Cap Nite Sun., May 2		"Fire in the Sky" Show Fri., May 28		

JUNE

SUN	MON	TUE	WED	THU	FRI	SAT
O's-Eskay Team Jersey Day Sun., May 30						
6	7 MIL	8 TEX	9 TEX	10 MIL	11 MIN	12 MIN
13 NY	14 MIL	15 MIL	16 MIL	17	18 NY	19 NY
20 NY	21 CLE	22 CLE	23 CLE	24 DET	25 DET	26 DET
27 DET	28	29 CLE	30 CLE			

JULY

SUN	MON	TUE	WED	THU	FRI	SAT
				1 CLE	2 DET	3 DET
4 DET	5 CAL	6 CAL	7 SEA	8 SEA	9 OAK	10 OAK
11 OAK	12	13 ALL-STAR MTL	14	15 SEA	16 SEA	17 SEA
18 SEA	19 CAL	20 CAL	21 CAL	22	23 OAK	24 OAK
25 OAK	26 CHI	27 CHI	28 CHI	29 KC	30 KC	31 KC

AUGUST

SUN	MON	TUE	WED	THU	FRI	SAT
1 KC	2 BOS	3 BOS	4 BOS	5 KC	6 KC	7 KC
8 KC	9 CHI	10 CHI	11 CHI	12	13 BOS	14 BOS
15 BOS	16 BOS	17 MIN	18 MIN	19 MIN	20 TEX	21 TEX
22 TEX	23	24 TOR	25 TOR	26 TOR	27 TEX	28 TEX
29 TEX	30 TOR	31 TOR	O's-Busch Tankard & Hall of Fame Nite Sat., Aug. 7			

SEPTEMBER

SUN	MON	TUE	WED	THU	FRI	SAT
O's-Mid Atlantic Milk Mktg. Agency "Back to School" Thermos Day, Sun., Aug. 29				1 TOR	2 MIN	3 MIN
5 MIN	6 NY	7 NY	8 NY	9 CLE	10 CLE	11 CLE
12 CLE	13 NY	14 NY	15 NY	16 NY	17 CLE	18 CLE
19 CLE	20 DET	21 DET	22 DET	23	24 MIL	25 MIL
26 MIL	27	28 DET	29 DET	30 DET		


OCTOBER

SUN	MON	TUE	WED	THU	FRI	SAT
O's-Larry Beck Key Chains Sat., Sep. 4		Fan Appreciation & Gulf Team Photo Day Sun., Sep. 19			1 MIL	2 MIL
3 MIL	4	5	6	7	8	9

ALL STARTING TIMES ARE EASTERN TIMES AND ARE SUBJECT TO CHANGE

DH—Doubleheader

Home 

Away 

3B—Three Buck Night—Any upper reserved or general admission seat available for \$3.00 on selected Mondays and Thursdays and Saturday afternoon, April 10. Groups of 75 or more receive special discount prices on upper box seats on these dates.

G—Group Night—Special prices for groups of 75 or more. Call Group Sales Department (301) 243-9800.

*—Tentative Television Schedule—Subject to Change.

†—May be changed to day game for national TV.