



# BALTIMORE ORIOLES, INC.

MEMORIAL STADIUM  
BALTIMORE, MD. 21218

Telephone (301) 243-9800

Ticket Office 338-1300

TWX (710) 234-1616



## TABLE OF CONTENTS

Directories	1-2	Items of Interest	52-53
Ticket and Stadium Information	3	All-Star Game	54
All-Time Records Section		O's Post-Season Wrap-up	55-57
(roster, awards)	4-18	O's Farm System	58-59
'82 Day-by-Day and Statistics	19-23	Draft Information	60
O's Individual Pitching: '82 & Life	24-27	Radio-Television Information	61-62
'82 Opponents, Pitching & Batting	27-30	Biographies Section	63-172
O's Individual Batting, '82 & Life	31-34	O's '83 Roster	72-73
O's '82 Detailed Summary	35-37	Spring Training Data	175-176
Something Magic Happened	38-41	O's '83 Schedule	Back Cover
O's vs. Opponents—'82 Highlights	41-51		

## DETAILED INDEX

A.L. Players of Month	6	Most Valuable Orioles	18
ALCS Line Scores, O's	55	No-Hitters, O's & Opponents	13
All-Star Games, O's Players	54	Opponents:	
Altobelli, Joe—bio	75-76	'82 Batting & Pitching	27-30
Announcers (Play-by-Play)	61-62	'82 Highlights vs. O's	41-51
Attendance:		Opponents' Pitchers, Biggest	
O's, '54-'82	4	Winners/Losers Lifetime	13
Vs. Each Opponent, '82	11	Oriole Advocates	53
Awards, Major O's Winners	18	Peters, Hank—bio	70
Baseball Media, Bal. & D.C.	173	Pitching:	
Batting:		O's '82 Stats	23
O's '82 Stats	23	O's All-Time Records	12
O's All-Time Records	8-9	O's Career Leaders	7
O's Career Leaders	7	Indiv. vs. opp., '82 & Life	24-27
Indiv. vs. Opp., '82 & Life	31-34	Player bios	84-172
Coaches bios	77-83	Position, HR & RBI Records	6
Consecutive Game Streaks	112	Promotions, '83	175
Day-by-Day, '82	19-21	Public Relations Directors	2
"Designated Hitters"	53	Radio-Television Data	61-62
Drafts:		Robinson, Brooks—bio	63-67
Expansion Losses	60	Rosters:	
Major League	60	O's, All-Time	15-17
Re-entry	60	O's, '83	72-73
Farm System	58-59	Rules of Interest	52-53
Fielding:		St. Louis Browns	33
O's '82 Stats	22	Salvon, Ralph—bio	172
O's All-Time Records	14	Spring Training Data	175-176
First Game in Baltimore, '54	133	Standings:	
Gold Gloves, O's Winners	17	Major League, '82	34
Hall of Fame, O's	175	O's '54 thru '82	5
Home Runs:		Television-Radio Data	61-62
O's All-Time Records	9	Three Hundred Hitters, O's	6
Grand Slams	10-11	Ticket Information	3
Thirty HR Club	6	Trade, O's Biggest	37
Hotels:		Trades, O's Inter-League	59
O's '83	1	Triple Plays	22
Visiting Clubs '83	51	Twenty-Game Winners	12-13
How They Joined O's	74	Weaver, Earl—bio	67-69
Long Games by O's Pitchers	13	Williams, Edward Bennett—bio	70
Long Home Runs, Memorial Stad.	9	Winners, O's Biggest in Majors	71
Longest Games, O's	51	Won-Lost Records, O's All-Time	5
Memorial Stadium:		World Series Line Scores, O's	56-57
Data	3	World Series Shares, O's	57
History	172	Year-by-Year Leaders	174
Month, Top Performances	6		

This book is respectfully dedicated to the memory of Bill O'Donnell and Randy Blair, two highly accomplished broadcasters who passed away during the off-season. Mr. O'Donnell announced Orioles' games on television and radio for 17 years before he succumbed after a long illness at age 56 on Oct. 29. Mr. Blair came to WJZ-TV in 1978 and served as sports director until his sudden death at age 32 on January 8. Both men brought dignity yet unending enthusiasm to the broadcasting profession in Baltimore. They will be missed by the Orioles organization and sports fans alike.

Produced by: Bob Brown, John Blake and Helen Conklin  
Proofreading by: Gwen Phillips and Beverly Weston  
Printed by: French-Bray

ON THE COVER: Hall of Famers Brooks and Frank Robinson drawn by Richard Waldrep. See Brooks' biography on page 63 for complete Hall of Fame information.

## BALTIMORE ORIOLES ORGANIZATION

### OFFICERS

EDWARD BENNETT WILLIAMS... *Chairman of the Board and President*  
HENRY J. PETERS... *Executive Vice-President/General Manager*  
JACK DUNN, III... *Vice-President/Stadium Operations*  
JOSEPH P. HAMPER, JR... *Vice-President/Finance*  
GERARD T. GABRYS... *Treasurer*  
LAWRENCE LUCCHINO... *Secretary/General Counsel*

### BOARD OF DIRECTORS

EDWARD BENNETT WILLIAMS, JOSEPH P. DIMAGGIO, JACK DUNN, III, GERARD T. GABRYS, CHARLES H. HOFFBERGER, JEROLD C. HOFFBERGER, ZANVYL KREIGER, LAWRENCE LUCCHINO, HENRY J. PETERS, PETER P. WEIDENBRUCH, JR.

### FRONT OFFICE

ROBERT R. AYLWARD... *Director of Business Affairs*  
ROBERT W. BROWN... *Public Relations Director*  
TIMOTHY A. GERAGHTY... *Ticket Office Manager*  
JOSEPH D. GIORDANO... *Director, Player Development & Scouting*  
PHILIP E. ITZOE... *Traveling Secretary*  
JON RICHARDSON... *Director of Sales*  
DREW M. SHEINMAN... *Promotions Director*  
JOHN C. BLAKE... *Assistant Public Relations Director*  
JOSEPH B. CODD... *Assistant Ticket Office Manager*  
JOSEPH D. FELPERIN... *Washington Area Sales Representative*  
BERT C. FETT... *Baltimore Sales Representative*  
JOHN J. MCCALL... *Assistant Director, Player Development & Scouting*  
HERBERT E. ARMSTRONG... *President, Oriole Foundation; Consultant*  
RALPH A. MORCROFT... *Director, Florida Operations*  
JAMES J. RUSSO... *Special Assistant to the General Manager*  
EARL S. WEAVER... *Special Consultant*

ADMINISTRATIVE ASSISTANTS: MAEVE BERKERIDGE (to Messrs. Peters & Itzoe)... ANN LANGE (to Messrs. Aylward & Dunn)... Promotions—MICKEY TOLSON (to Mr. Sheinman)... Public Relations—HELEN CONKLIN (to Mr. Brown), GWEN PHILLIPS (to Mr. Blake), CHARLES STEINBERG... Ticket/Sales Department—DENISE ADDICKS, DONNA CRAIG, DAISY GARLAND, LUCY KELLY (to Mr. Geraghty), JIM KLINE, HELEN MCGUIRE, LORRAINE SAPP, ROY SOMMERHOF, JOAN WALSH, PATTY WOODROW (to Mr. Richardson)... Baseball Department—BARBARA BROWN (to Mr. Giordano)... Accounting—PAM NOWICKI, DIANNA PANAGEOTOU (to Mr. Hamper), KAYE SLAUGHTER... General Duties—ED RIDGELY, CALVIN ROGERS, BERNIE ROSKOTT... Switchboard—EDNA WEIBE (Chief Operator).

GAME PERSONNEL: BaseBells—JANE SANTONI (Captain), CAROLYN BROWN, MARGIE BROWN, JULIE WAGNER... Electrician—AL SCRIMGER... Public Address Announcer—REX BARNEY... Press Box Staff—VERNON JOINER (Supervisor), PAUL LIOI, DAVID SHAUCK, FRED TRAUTMAN... Ushers Supervisor—STANLEY FERGUSON... Guards & Ticket Takers Supervisors—CHARLIE JASPER... Fan Relations Representative—AL SMITH... Press Box Runner—SCOTT BROWN.

ROB FORBES... *Manager, Volume Services (Concessions)*  
BEN FEINGOLD... *President, Stadia Operations, Inc. (Scorecard)*

## ORIOLES HOTELS

City	Hotel	Area	Telephone
BOSTON	Sheraton Boston	(617)	236-2000
CALIFORNIA	Hyatt House, Anaheim	(714)	772-5900
CHICAGO	Westin Chicago	(312)	943-7200
CLEVELAND	Bond Court	(216)	771-7600
DETROIT	Ponchartrain	(313)	965-0200
KANSAS CITY	Sheraton Royal	(816)	737-0200
MILWAUKEE	Pfister Hotel and Tower	(414)	273-8222
MINNESOTA	Minneapolis Hyatt Regency	(612)	370-1234
NEW YORK	New York Sheraton	(212)	247-8000
OAKLAND	Oakland Hyatt House	(415)	562-6100
SEATTLE	Seattle Marriott	(206)	241-2000
TEXAS	Dallas Hyatt Regency	(214)	651-1234
TORONTO	Westin Toronto	(416)	869-3456

Visiting Team's Hotel Headquarters in Baltimore: See page 51.

"Orioles Fanfare", the official Orioles' downtown Baltimore Novelty Center, is located at Harborplace in the Light Street Pavilion (2nd Floor), Sam Smith Market... Come and See Us.



## ORIOLES GAME AND TICKET INFORMATION

(Eastern Daylight Time Starting Apr. 24)

### MEMORIAL STADIUM

### TICKET INFORMATION

Call (301) 338-1300

BALTIMORE TELECHARGE

Call Baltimore Telecharge

## SPECIAL TICKET PROGRAMS

**Student Discount Program:** Senior high school and college students may purchase upper reserved seats, regularly priced at \$5.50, for just \$3.50 for many Orioles' home games. Student membership cards can be obtained at area high schools and colleges, or at the Orioles' office.


Lower Reserved	5,098**	
Upper Reserved	9,278	(14,376)
Gen. Adm. Lower	13,979	
Gen. Adm. Upper	8,189	(22,168)

CAPACITY: 53.208

\*Includes 90 seats in Bird Feed Area  
\*\*Includes 1,482 partially obstructed seats

There are 864 obstructed Lower Reserved Seats for which tickets are not printed. They are not included in stadium capacity above.

**NOTES:** Lower Stand Boxes (10,994), Lower Stand Box & Reserved (16,092), total Lower Stand capacity (30,071)... Upper Stand Box & Reserved, excluding Mezzanine (12,888), total Upper Stand capacity (21,077)... A total of 723 seats were added to the upper deck in 1977 (35th row).





# ORIOLES ATTENDANCE INFORMATION ANNUAL ATTENDANCE FIGURES, 1954-1982

## AT MEMORIAL STADIUM

## ON THE ROAD

Season	Attendance	Dates	Avg. Date	Attendance	Dates	Avg. Date	Season
1982	1,613,031	74	21,798	1,622,109	80	20,276	1982
1981	1,024,247	53	19,325	954,002	46	20,739	1981
1980	1,797,438	80	22,468	1,608,616	77	20,891	1980
1979	1,681,009	72	23,347	1,596,922	76	21,012	1979
1978	1,051,724	73	14,407	1,495,193	78	19,169	1978
1977	1,195,769	77	15,529	1,412,675	72	19,620	1977
1976	1,058,609	74	14,306	1,307,920	74	17,675	1976
1975	1,002,157	68	14,738	1,163,631	74	15,725	1975
1974	962,572	74	13,008	1,289,741	75	17,197	1974
1973	960,303	72	13,338	1,184,679	75	15,796	1973
1972	899,950	69	13,042	1,265,353	74	17,099	1972
1971	1,023,037	64	15,985	1,165,879	76	15,341	1971
1970	1,057,069	75	14,094	1,311,394	78	16,813	1970
1969	1,062,094	73	14,549	1,244,770	74	16,821	1969
1968	868,709	71	12,235	1,256,724	76	16,536	1968
1967	860,390	64	13,444	1,122,760	74	15,172	1967
1966	1,203,366	67	17,961	1,309,159	76	17,225	1966
1965	1,187,649	68	11,495	930,538	73	12,747	1965
1964	1,116,215	69	16,177	1,057,173	72	14,683	1964
1963	774,343	72	10,755	829,732	71	13,081	1963
1962	790,254	72	10,976	886,543	70	12,665	1962
1961	951,089	70	13,587	1,001,302	71	14,103	1961
1960	1,187,849	71	16,730	1,151,055	69	16,682	1960
1959	891,926	64	13,936	990,449	71	14,317	1959
1958	829,991	67	12,388	660,352	69	9,570	1958
1957	1,029,581	67	15,367	739,289	66	11,201	1957
1956	901,201	67	13,539	678,173	64	10,595	1956
1955	852,039	62	13,743	648,412	56	11,579	1955
1954	1,060,910	67	15,834	614,833	64	9,607	1954

Totals 30,488,521 2016 15,123\* 32,499,378 2071 15,693\* Totals

\* Average annual attendance: home—1,051,328, away—1,120,668.

## ORIOLES RECORD CROWDS

MEMORIAL STADIUM	Attendance	Date	Opponent
Largest Crowd	54,458	Oct. 9, '66	Dodgers (World Series)
Largest Crowd, Reg. Sea.	51,956	Apr. 5, '82	Royals (Opening Day)
Single Night Game	51,649	Aug. 16, '80	Yankees
Day Doubleheader	46,796	May 16, '54	Yankees
Night Doubleheader	51,883	Oct. 1, '82	Brewers
Opening Day	51,956	Apr. 5, '82	Royals
Memorial Day	42,949	May 25, '81	Yankees
Independence Day	45,339	July 4, '77	Tigers
Labor Day	40,305	Sep. 1, '80	Mariners
Five Date Series	249,605*	Aug. 14-15-16-17-18, '80	Yankees
Four Date Series	154,835	July 8-9-10-11, '77	Yankees
Three Date Series	150,757	Oct. 1-2-3, '82	Brewers
Two Date Series	69,569	July 1-2, '57	Yankees
Smallest Crowd	655	Aug. 17, '72	White Sox
All Star Game	48,829	July 8, '58	-----

## ON THE ROAD

Largest Crowd	58,102	Aug. 9, '64	Yankees (Sun. DH)
Smallest Crowd	476	Sep. 19, '63	Angels (L.A.)
Single Series (3 dates)	156,458	Aug. 8-9-10, '80	Yankees (3 games)
Series (4 dates)	188,350	Aug. 3-4-5-6, '79	Yankees (4 games)

\* Major League Record

1982 ATTENDANCE NOTES: Despite the fact that Baltimore played just 74 home dates (7 postponements due to weather), the fewest in the American League, the Orioles' home attendance of 1,613,031 was the third highest in club history, surpassed only in '80 (1,797,438) and '79 (1,681,009). The Birds' average attendance of 21,798 per date was seventh in the A.L.

It marks the eighth consecutive season and 16th time in 29 years that the O's have gone over the one million mark in home attendance.

Baltimore's home opener against Kansas City on April 5 drew 51,956, the largest crowd ever for a regular season game at Memorial Stadium. The club also attracted over 50,000 on two of the three dates in the final series against Milwaukee, 51,883 for a two-night doubleheader on October 1 (second largest regular season crowd ever and largest for doubleheader) and 51,639 on October 3 (4th largest regular season attendance). That series drew 150,757, highest ever for a three-date meeting at Memorial Stadium. Baltimore has two other 100,000 plus series in '82.

On the road, the Orioles played before a club record 1,622,109 fans, breaking the mark set in '80 (1,608,616). It's the 16th time in the last 17 years (missing only in the shortened season of '81) that the O's have had a road attendance of over one million. A three-game series at Milwaukee, Sep. 24, 25, 26 drew 140,679, fourth largest for a three-date road series in club history. A crowd of 53,568 attended the Sep. 25 game, the Birds' largest away crowd of the year.

## WON-LOST RECORDS vs. EACH OPPONENT, 1982

Orioles vs. A.L. West				Orioles vs. A.L. East			
	Home W-L	Away W-L	Total W-L		Home W-L	Away W-L	Total W-L
California	3-3	4-2	7-5	Boston	3-4	1-5	4-9
Chicago	5-1	0-6	5-7	Cleveland	2-4	4-3	6-7
Kansas City	4-2	0-6	4-8	Detroit	4-3	3-3	7-6
Minnesota	5-1	3-3	8-4	Milwaukee	4-2-1	5-2	9-4-1
Oakland	4-2	3-3	7-5	New York	7-0	4-2	11-2
Seattle	4-2	3-3	7-5	Toronto	4-2	6-1	10-3
Texas	4-2	5-1	9-3				
vs West	29-13	18-24	47-37	vs East	24-15-1	23-16	47-31-1
				Gr. Totals	53-28-1	41-40	94-68-1

## WON-LOST RECORDS

## vs. EACH OPPONENT

1954-1982

Club	Home W-L-T	Away W-L	Total W-L-T
BOS.	139-119	114-142	253-261
CAL.	91-61	80-76	171-137
CHI.	135-94 -4	104-123	239-217 -4
CLE.	135-121	124-135	259-256
DET.	145-115	132-130	277-245
K.C.	55-26	36-43	91-69
MIL.	62-35 -1	65-36	127-71 -1
MIN.	133-95	124-104	257-199
N.Y.	143-115-1	128-131	271-246 -1
OAK.	135-91 -3	130-103	265-194 -3
SEA.	25-6	18-13	43-19
TEX.	97-60	107-52	204-112
TOR.	31-7	24-14	55-21
Totals	1326-945-9	1186-1102	2512-2047-9
	(.584)	(.518)	(.551)
	2280	2288	4568
Games*	Games*	Games*	Games*

\*Tie Games: O's played 9 ties, all at home (including one in '82 & 8 others between 1955 & 1964). They are all included in the above totals of games played, but do not affect W-L percentages.

## ORIOLES STANDINGS, 1954-1982

Yr.	W	L	Pct.	G.B.	Std.	Mgr.
1982	94	68	.580	1	2nd	Weaver
1981	59	46	.562	1	2nd*	Weaver
1980	100	62	.617	3	2nd	Weaver
1979	102	57	.642	(8)	1st	Weaver
1978	90	71	.559	9	4th	Weaver
1977	97	64	.602	2 1/2	2-T	Weaver
1976	88	74	.543	10 1/2	2nd	Weaver
1975	90	69	.566	4 1/2	2nd	Weaver
1974	91	71	.562	(2)	1st	Weaver
1973	97	65	.599	(8)	1st	Weaver
1972	80	74	.519	5	3rd	Weaver
1971	101	57	.639	(12)	1st	Weaver
1970	108	54	.667	(15)	1st	Weaver
1969	109	53	.673	(19)	1st	Weaver
1968	91	71	.562	12	2nd	Bauer
1967	76	85	.472	15 1/2	6-T	Bauer
1966	97	63	.606	(9)	1st	Bauer
1965	94	68	.580	8	3rd	Bauer
1964	97	65	.599	2	3rd	Bauer
1963	86	76	.531	18 1/2	4th	Hitchcock
1962	77	85	.475	19	7th	Hitchcock
1961	95	67	.586	14	3rd	Richards
1960	89	65	.578	8	2nd	Richards
1959	74	80	.481	20	6th	Richards
1958	74	79	.484	17 1/2	6th	Richards
1957	76	76	.500	21	5th	Richards
1956	69	85	.448	28	6th	Richards
1955	57	97	.370	39	7th	Richards
1954	54	100	.351	57	7th	Dykes

Totals 2512-2047 .551

\* 1st Half: 31-23, .574, 2 G.B., 2nd.

2nd Half: 28-23, .549, 2 G.B., 4th.

† Weaver replaced Bauer on July 11, 1968.

‡ Harris replaced Richards on Sep. 1, 1961.

## ORIOLES WON-LOST RECORDS IN DIFFERENT BALLPARKS

CALIFORNIA	Wrigley Field (6-4, '61), Dodger Stadium (15-20, '62 thru '65), not including 2-0 in '66 WS vs. Dodgers), Anaheim Stadium 59-52, '66 thru '82, not including 1-1 in '79 ALCS).
CHICAGO	Comiskey Park (102-123, '54 thru '82), County Stadium, Milwaukee (2-0, 5/28/68 & 9/1/69).
KANSAS CITY	Municipal Stadium vs. both A's and Royals (91-62, '54 thru '67, '69 thru '72), Royals Stadium (19-36, '73 thru '82).
MILWAUKEE	County Stadium (60-35, '70 thru '82, not including 2-0 vs. Chi. at Mil. on 5/28/68 & 9/1/69).
MINNESOTA	Metropolitan Stadium (77-68, '61 thru '81), not including 3-0 in '69, '70 ALCS, H.H.H. Metrodome (3-3, '82).
NEW YORK	Yankee Stadium (119-122, '54 thru '73 and '76-'82*), Shea Stadium (9-9, '74 thru '75, not including 0-3 in '69 WS).
OAKLAND	Oakland Coliseum (54-39, '68 thru '82, not including 3-3 in '71, '73, '74 ALCS).
PHILADELPHIA	Connie Mack Stadium (2-9, '54).
SEATTLE	Sicks' Stadium (5-1, '69), Kingdome (18-13, '77 thru '82).
TEXAS	Arlington Stadium (42-19, '72 thru '82).
WASHINGTON	R.F.K. Stadium (65-33, '62 thru '71), Griffith Stadium vs. both D.C. franchises (51-34, '54 thru '61).

\* Orioles are 28-22 in the New Yankee Stadium, '76 thru '82.

## ORIOLES WON-LOST RECORDS vs. MULTI-CITY FRANCHISES

CALIFORNIA	Los Angeles (49-41, '61 thru '65), Anaheim (119-93, '66 thru '82, not including 3-1 in '79 ALCS).
MILWAUKEE	Seattle Pilots (9-3, '69), Brewers (118-68, '70 thru '82).
MINNESOTA	Washington (Griffith) Senators (89-65, '54 thru '60), Twins (168-134, '61 thru '82, not including 6-0 in '69, '70 ALCS).
OAKLAND	Philadelphia A's (10-12, '54), K.C. A's (151-104, '55 thru '67), Oakland A's (104-68, '68 thru '82, not including 6-6 in '71, '73, '74 ALCS).
TEXAS	Washington (Expansion) Senators (135-61, '61 thru '71), Rangers (69-51, '72 thru '82).

## ORIOLES MANAGERS' WON-LOST RECORDS

Hank Bauer (407-318, .561)	Billy Hitchcock (163-161, .503)
Jimmie Dykes (54-100, .351)	Paul Richards (517-539, .490)
Luman Harris (17-10, .630)	Earl Weaver (1354-919, .596)



## ORIOLES A.L. PLAYER OF THE MONTH AWARDS

Year	Player	Month	Year	Player	Month
1975	Jim Palmer, p	Aug.	1981	Ken Singleton, of	Apr.
1976	Reggie Jackson, of	July		Eddie Murray, 1b	Sep.
1978	Doug DeCinces, 3b	July		(tied with Willie Wilson, K.C.)	
1980	Steve Stone, p	June		Dennis Martinez, p	Sep.
	Tim Stoddard, p	Sep.		(tied with Larry Gura, K.C.)	
	Eddie Murray, 1b	Sep.	1982	Eddie Murray, 1b	Apr.
	(tied with Jim Rice, Bos.)			Tippy Martinez, p	July
				Jim Palmer, p	Aug.

NOTE: In 1979 the American League started a Pitcher of the Month Award, in addition to the Player of the Month.

## ORIOLES' TOP PERFORMANCES BY MONTH

HOME RUNS		RUNS BATTED IN	
15	Jim Gentile Aug. '61	31	Doug DeCinces July '78
12	Frank Robinson July '66		Boog Powell July '69
13	Frank Robinson Aug. '66	30	Jim Gentile Aug. '61
11	Eddie Murray June '78		Eddie Murray Sep. '80
	Boog Powell Aug. '66	29	Frank Robinson July '66
	Boog Powell July '69		Boog Powell July '70

## 300 HITTERS

In 29 seasons the Orioles have had 20 qualifying 300 hitters (477 plate appearances from '54 thru '60 and 502 plate appearances since '61) and only three times (three in '80 and two in '69 & '77) have they had more than one in the same season. The complete list: 1956-Bob Nieman, 322...1957-Bob Boyd, 318...1959-Gene Woodling, 300...1961-Jim Gentile, 302...1962-Brooks Robinson, 303...1964-Brooks Robinson, 317...1966-Frank Robinson, 316...1967-Frank Robinson, 311...1969-Frank Robinson, 308 and Boog Powell, 304...1970-Frank Robinson, 306...1971-Merv Rettenmund, 318...1973-Tommy Davis, 306...1975-Ken Singleton, 300...1977-Ken Singleton, 328 (club record) and Al Bumbry, 317...1980-Al Bumbry, 318, Ken Singleton, 304, and Eddie Murray, 300...1982-Eddie Murray, 316.

\*Led league

## 30 HOME RUN CLUB

Six different Orioles have hit 30 or more homers in a season 13 different times. Boog Powell accomplished the feat four times, Frank Robinson three times, Jim Gentile and Eddie Murray twice each and Gus Triandos and Ken Singleton once each. Triandos was the first Oriole to achieve that mark when he hit 30 homers in '58, earning him a share of the A.L. record for a catcher that stood until '82, when Detroit's Lance Parrish hit 32 to set a new standard.

By Year: 1958-Triandos (30)...1961-Gentile (46)...1962-Gentile (33)...1964-Powell (39)...1966-F. Robinson (49) and Powell (34)...1967-F. Robinson (30)...1969-Powell (37) and F. Robinson (32)...1970-Powell (35)...1979-Singleton (35)...1980-Murray (32)...1982-Murray (32).

Frank Robinson's club record 49 homers in '66 was the only time an Oriole had led the league in home runs until '81, when Murray tied three others for A.L. top honors with 22.

## 100 RBI MEN

During the O's first seven years ('54 thru '60), nobody drove in 100 runs...Then, in '61, Jim Gentile broke the barrier with gusto while accumulating 141 rbi, still a club record.

Since then, six different players have driven in 100 runs 12 times: Boog Powell (3 times); Brooks and Frank Robinson, Ken Singleton, and Eddie Murray (twice each); Lee May (once).

By Year: 1961-Gentile (141)...1964-Brooks (118)\*...1966-Frank (122)\*, Powell (109) and Brooks (100)...1969-Powell (121) and Frank (100)...1970-Powell (114)...1976-May (109)\*...1979-Singleton (111)...1980-Murray (116) and Singleton (104)...1982-Murray (110).

Note: Murray became the fourth Oriole to lead the American League in runs batted in with 78 in '81.

\*Led league

## ORIOLE HOME RUN AND RBI RECORDS BY POSITION

Pos.	Player	HR	Year	Pos.	Player	RBI	Year
1B	Jim Gentile	45*(46)	1961	1B	Jim Gentile	139*(144)	1961
2B	Bobby Grich	19	1974	2B	Bobby Grich	82	1974
3B	Brooks Robinson	28	1964	3B	Brooks Robinson	118	1964
SS	Ron Hansen	22	1960	SS	Ron Hansen	86	1960
LF	Boog Powell	39	1964	LF	Boog Powell	94*(99)	1964
CF	Paul Blair	26	1969	CF	Paul Blair	76	1969
RF	Frank Robinson	47*(49)	1966	RF	Frank Robinson	117*(122)	1966
C	Gus Triandos	30	1958	C	Gus Triandos	78*(79)	1958
DH	Lee May	25	1978	DH	Tommy Davis	83*(89)	1973
						83*(84)	1974

\*HR & RBI at that position only. Total HR & RBI for season are in parentheses.

## ORIOLES CAREER BATTING LEADERS

GAMES		AT BATS		RUNS	
B. Robinson	2,896	B. Robinson	10,654	B. Robinson	1,232
Belanger	1,962	Powell	5,912	Powell	796
Powell	1,763	Belanger	5,734	Blair	737
Blair	1,700	Blair	5,606	Belanger	670
Bumbry	1,185	Singleton	4,245	Bumbry	662
Singleton	1,184	Bumbry	4,236	Singleton	604
D. Johnson	995	D. Johnson	3,489	F. Robinson	555
Triandos	953	Murray	3,376	Murray	500
Murray	888	Triandos	3,186	Grich	432
DeCinces	858	Aparicio	2,948	Buford	408
HITS		DOUBLES		TRIPLES	
B. Robinson	2,848	B. Robinson	482	B. Robinson	68
Powell	1,574	Blair	269	Blair	51
Blair	1,426	Powell	243	Bumbry	47
Belanger	1,304	Singleton	207	Aparicio	34
Singleton	1,237	Bumbry	191	Belanger	33
Bumbry	1,206	D. Johnson	186	Grich	27
Murray	997	Murray	178	Brandt	22
D. Johnson	904	Belanger	174	Boyd	20
F. Robinson	882	DeCinces	161	Snyder	20
Triandos	794	F. Robinson	143	F. Robinson	18
HOME RUNS		TOTAL BASES		RUNS BATTED IN	
Powell	303	B. Robinson	4,270	B. Robinson	1,357
B. Robinson	268	Powell	2,748	Powell	1,063
F. Robinson	179	Blair	2,175	Singleton	646
Murray	165	Singleton	1,948	Murray	586
Singleton	158	Murray	1,694	Blair	567
Triandos	142	Bumbry	1,632	F. Robinson	545
Blair	126	Belanger	1,604	Triandos	517
Gentile	124	F. Robinson	1,598	L. May	487
L. May	123	Triandos	1,351	Gentile	398
DeCinces	107	D. Johnson	1,320	DeCinces	397
EXTRA BASE HITS		BATTING PCT.		STOLEN BASES	
B. Robinson	818	Nieman	303	Bumbry	231
Powell	557	Boyd	301	Blair	167
Blair	446	F. Robinson	300	Aparicio	166
Singleton	380	Murray	295	Belanger	166
Murray	355	Singleton	291	Baylor	118
F. Robinson	340	T. Davis	291	Buford	85
Bumbry	285	Bumbry	285	Grich	77
DeCinces	282	Rettenmund	284	Kelly	55
D. Johnson	268	Snyder	280	Rettenmund	52
Triandos	267	Woodling	280	Coggins	43

## ORIOLES CAREER PITCHING LEADERS

ERA (500 or more innings)		STRIKEOUTS		GAMES	
S. Miller	2.37	Palmer	2,174	Palmer	539
Wilhelm	2.42	McNally	1,476	McNally	412
Watt	2.73	Cuellar	1,011	Watt	363
Dobson	2.78	Pappas	944	Hall	342
Palmer	2.79	Barber	918	T. Martinez	316
O'Dell	2.87	Flanagan	872	S. Miller	297
Hall	2.89	D. Martinez	640	Cuellar	290
Hardin	2.95	Phoebeus	578	Pappas	264
Phoebeus	3.06	McGregor	521	Barber	253
Roberts	3.09	Estrada	517	Flanagan	230
WINS		INNINGS		SHUTOUTS	
Palmer	263	Palmer	3,863	Palmer	53
McNally	181	McNally	2,653	McNally	33
Cuellar	143	Cuellar	2,028	Cuellar	30
Pappas	110	Pappas	1,632	Pappas	26
Flanagan	100	Flanagan	1,480	Barber	19
Barber	95	Barber	1,415	Flanagan	14
D. Martinez	82	D. Martinez	1,294	McGregor	14
McGregor	78	McGregor	1,175	Phoebeus	11
Hall	65	H. Brown	1,032	H. Brown	9
H. Brown	62	Grimsley	908	D. Martinez	9
LOSSES		SAVES (75 rule applied)		WON-LOST PCT. (50 or more decisions)	
Palmer	145	S. Miller	88	Stone	656 (40-21)
McNally	113	Watt	72	Palmer	645 (263-145)
Cuellar	88	T. Martinez	62	Bunker	620 (44-27)
Barber	75	Hall	51	Cuellar	619 (143-88)
Pappas	74	Stoddard	48	Hall	619 (65-40)
Flanagan	70	Stanhouse	45	McNally	616 (181-113)
D. Martinez	57	G. Jackson	39	McGregor	609 (78-50)
McGregor	50	Wilhelm	35	Pappas	598 (110-74)
H. Brown	48	Richert	29	D. Martinez	590 (82-57)
Grimsley	45	Drabowsky	23	Flanagan	588 (100-70)

## COMPLETE GAMES

Palmer 211; Cuellar 133; McNally 120; Pappas 81; Flanagan 78; D. Martinez 60; Barber 53; McGregor 48; Grimsley 38; Dobson 31



# BALTIMORE ORIOLES RECORDS

1954 thru 1982

## BATTING

### Individual—By Game

Most Hits	5	Luis Aparicio (3 times—all in '66), Bob Boyd, Tom Davis, Brooks Robinson, Don Baylor and Al Bumbry (Jun. 25, '73 and May 26, '79—twice each); Gene Woodling, Clint Courtney, Billy Goodman, Jerry Adair, Russ Snyder, Mark Belanger (May 11, '74); Rich Coggins; Rich Dauer (Jun. 2, '80); Eddie Murray (Apr. 17, '82); and Cal Ripken (Aug. 22, '82)
Most Runs	4	Merv Rettenmund (3 times); Don Buford, Bob Boyd, Norm Siebern (twice each); Bob Johnson, Luis Aparicio, Frank Robinson, Mark Belanger (Sep. 26, '70); Brooks Robinson, Don Baylor (Aug. 4, '75); Eddie Murray (Sep. 18, '78); Ken Singleton (Apr. 15, '80); Al Bumbry (Aug. 24, '81); and John Lowenstein (May 25, '82)
Most Runs Batted In	9	Jim Gentile—May 9, '61 vs. Minnesota (A)
Most Doubles	4	Charlie Lau—Jul. 13, '62 vs. Cleveland (H) and Dave Duncan—Jun. 30, '75 vs. Boston (A)
Most Triples	3	Al Bumbry—Sep. 22, '73 vs. Milwaukee (A)
Most Home Runs		See Home Run Section
Most Total Bases	13	Boog Powell—Aug. 15, '66 vs. Boston (A) and Eddie Murray—Sep. 14, '80 vs. Toronto (A)
Most Stolen Bases	3	Luis Aparicio—5 times; Don Baylor—3 times; Don Buford, Paul Blair, Larry Harlow (Jun. 6, '78) and Al Bumbry (Sep. 27, '80)—once each
Most Bases on Balls	5	Bob Grich—Aug. 9, '75 vs. Chicago (A)
Most Strikeouts	5	Don Buford—Aug. 26, '71 vs. Chicago (A) (9 innings, consecutive)
Most Consecutive Hits		
Two or More Games	10	Ken Singleton—Apr. 26 thru 28, '81
Most Consecutive Times Reached Base Safely	13	Jim Dwyer—Sep. 29 thru Oct. 2, '82 (8 hits & 5 walks)

### Individual—By Season

Record	Player	Year
Most Games	163	Brooks Robinson . . . 1961 & 1964
Most At Bats	668	Brooks Robinson . . . 1961
Most Runs	122	Frank Robinson . . . 1966
Most Hits	205	Al Bumbry . . . 1980
Most Singles	158	Al Bumbry . . . 1980
Most Total Bases	367	Frank Robinson . . . 1966
Most Doubles	38	Brooks Robinson . . . 1961
Most Triples	12	Paul Blair . . . 1967
Most Home Runs	49	Frank Robinson . . . 1966
Most Runs Batted In	141	Jim Gentile . . . 1961
Most Game-Winning RBI	20	Eddie Murray . . . 1982
Most Consecutive Games Hit Safely	22	Doug DeCinces . . . 1978-79†
Most Consecutive Games Hit Safely, Season	21	Doug DeCinces . . . 1978
Most Sacrifice Hits	23	Mark Belanger . . . 1975
Most Sacrifice Flies	10	Brooks Robinson . . . '62, '64, '69
Most Stolen Bases	57	Jim Gentile . . . 1962
Most Bases on Balls	118	Luis Aparicio . . . 1964
Most Int. Bases on Balls	18	Ken Singleton . . . 1975
Most Strikeouts	125	Boog Powell . . . 1982
Fewest Strikeouts	7	Clint Courtney (437 app.) . . . 1964
Highest Batting Average	19	Rich Dauer (618 app.) . . . 1980
Highest Slugging Average	328	Ken Singleton . . . 1977
Highest On-Base Percentage	646	Jim Gentile . . . 1961
Most Hit by Pitch	445	Bob Nieman . . . 1956
Most Pinch-Hits	20	Bob Grich . . . 1974
Most Consecutive Pinch-Hits	24	Dave Philley . . . 1961
Most Pinch-Hit RBI	6	Bob Johnson . . . 1964
Most Grounded into Double Plays	18	Dave Philley . . . 1961
	29	Brooks Robinson . . . 1960

### Club Batting

Most Runs, Inning	10	Jul. 8, '69—vs. N.Y. (H) and Apr. 29, '79 vs. Oak. (A)
Most Runs, Game	19	Aug. 28, '57 vs. Cle. (A)
Most Runs, Game, at M.S.	18	Sep. 28, '73 vs. Cle.
Most Runs, Game, Both Clubs	34	Jun. 26, '78, Bal. (10) vs. Tor. (24) (A)
Most Runs, Yielded, Inning	26	Aug. 14, '57, Bal. (6) vs. N.Y. (20) (H)
Most Runs, Yielded, Game	12	Aug. 10, '65 to Bos. (A)
Largest Winning Margin	24	Jun. 26, '78 to Tor. (A)
Largest Losing Margin	20	Aug. 14, '57 to N.Y. (H)
Most Hits, Inning	17	Jul. 27, '69 vs. Chi. (17-0) (H)
Most Hits, Game	16	Apr. 30, '60 to N.Y. (0-16) (H)
Most Hits, Game, Both Clubs	9	Jul. 8, '69—vs. N.Y. (H) and Aug. 28, '80 vs. Cal. (H)
Most Hits Yielded, Game	26	Aug. 28, '80 vs. Cal. (H) (9 inn.)
Most Hits Yielded, Game	40	Aug. 28, '80, Bal. (26) vs. Cal. (14) (H) (9 inn.)
Most Hits Yielded, Game	26	Apr. 23, '81 to Chi. (A)
Most Doubles, Game	24	Jun. 26, '78 to Tor. (A)
Most Triples, Game	8	Aug. 26, '54 vs. Bos. (H), Sep. 7, '65 vs. N.Y. (A), Jun. 30, '66 vs. K.C. (A), and Aug. 28, '80 vs. Cal. (H)
	3	Four times, most recently Sep. 22, '73 vs. Mil. (A), all by Al Bumbry

\*American League record.

\*\*Ties American League record

†DeCinces' 22 game streak: 9/8/78 thru 4/6/79.

### Club Batting (Cont.)

Most Home Runs, Game		See Home Run Section
Most Total Bases, Game	39	Jul. 27, '69 vs. Chi. (H)
Most Stolen Bases, Game	5	Six times (all on road) . . . Most recently on 9/27/80 at Cle. (Bumbry-3, DeCinces, Garcia)
Most Left on Base, Game	21	Aug. 25, '68 vs. Bos. (H)
Highest Average, Season	.273	1980
Lowest Average, Season	.225	1968
Most Runs, Season	805	1980
Most Hits, Season	1523	1980
Most Total Bases, Season	2328	1982
Most Doubles, Season	259	1982
Most Triples, Season	49	1954
Most Extra Base Hits, Season	465	1982
Highest Slugging Percentage, Season	.41893	1982

## HOME RUN RECORDS

### Individual

Most Consecutive	4	Don Baylor, Jul. 1, '75 vs. Bos. (A) (1) and Jul. 2, '75 vs. Det. (A) (3)
Most, Game	3	Boog Powell, Aug. 10, '63 and Jun. 27, '64, both vs. Was. (A) and Aug. 15, '66 vs. Bos. (A); Eddie Murray, Aug. 29, '79 vs. Min. (A) and Sep. 14, '80 vs. Tor. (A); Curt Blefary, Jun. 16, '67 vs. Cal. (A); Paul Blair, Apr. 29, '70 vs. Chi. (A); Bob Grich, Jun. 18, '74 vs. Min. (H); Don Baylor, Jul. 2, '75 vs. Det. (A)
Most, Game at M.S.	3	Bob Grich, Jun. 18, '74 vs. Min.
Most, Game by Opp. at M.S.	4	Rocky Colavito, Cle., Jun. 10, '59
Most, Game by Opp. on Road	3	Preston Ward, K.C., Sep. 9, '58
Most, Season	49	Frank Robinson, 1966
Most, Season by Rookie	28	Cal Ripken, 1982
Most, Season by Pitcher	6	Jack Harshman, 1958
Most Grand Slams, Season	5†	Jim Gentile, 1961
Most vs. One Opponent, Season	11	Frank Robinson (vs. Det.), 1966
Most Consec. Gs. Hit Home Run	6***	Reggie Jackson, Jul. 18 thru 23, '76
Most, Season at M.S.	27	Frank Robinson, 1966
Most, Lifetime as Oriole	303	Boog Powell
Most, Lifetime at M.S.	138	Brooks Robinson
Most, Season by Opp.	9	Frank Howard, Was., 1968
Most, Season by Opp. at M.S.	5	Rocky Colavito, Det., 1962
Most, Lifetime by Opp.	68	Harmon Killebrew, Min.
Most, Lifetime by Opp. at M.S.	30	Harmon Killebrew, Min.
Most, Pinch-Hit, Season	3	Whitney Herzog, 1962; Sam Bowens, 1967; Pat Kelly, 1979
Most Times, Season, Hitting from Both Sides of Plate in Game	2†	Eddie Murray, 1982 (Apr. 24 vs. Chi. and Aug. 26 vs. Tor.)
		Club
Most, Game	7	May 17, '67 vs. Bos. (A)
Most, Game by Opp.	6	Aug. 4, '56 by Chi. (A), Jun. 10, '59 by Cle. (H), Apr. 14, '79 by Mil. (A)
Most, Inning	4	May 17, '67 vs. Bos. (A) (Etchebarren, Bowens, Powell, D. Johnson)
Most, Succession	3 (4 times)	Apr. 30, '61 vs. Det. (A) (Gentile, Triandos, Hansen); Sep. 10, '65 vs. K.C. (H) (B. Robinson, Blefary, Adair); Sep. 4, '69 vs. Det. (A) (F. Robinson, Powell, B. Robinson); May 8, '79 vs. Oak. (H) (Murray, May, Roenicke)
Most, Game at M.S.		
Both Clubs	7	Jul. 26, '66 (Cle.-5, Bal.-2), Aug. 13, '77 (Bal.-4, Min.-3), Aug. 3, '82 (Bos.-4, Bal.-3)
Most, Game by Pinch-Hitters, Both Clubs	2***	Sep. 15, '81 (Cle.-1, Bal.-1)
Most, Season	181	1979
Most, Season by Both Clubs at M.S.	174	1982
		Most, Season at M.S. . . . 88 . . . 1970
		Most, Season by Opp. . . . 147 . . . 1962
		Most Grand Slams, Season . . . 8 . . . 1970
		1982
Most vs. One Club, Season	32 (vs. Det., 18 games)	1966
Most, Pinch-Hit, Season		11 . . . 1982
Most Pinch Grand Slams, Season		3† . . . 1982

†Ties Major League record.

\*Included one in ALCS and one in WS.

\*\*American League record

\*\*\*Ties American League record

**LONG HOME RUNS/MEMORIAL STADIUM:** The longest "measured" home run ever hit in Memorial Stadium was a 471' drive by Harmon Killebrew on May 24, 1964 off Milt Pappas over the hedge in left-center field. This exceeded by two feet the only other blast that has ever cleared the hedge. That was one by Boog Powell 469' to the same area off Boston's Don Schwall on June 22, 1962. Aside from these there have been three balls hit into the hedge (approximately 450'), by Mickey Mantle in 1954, by Powell in 1965 and by Frank Robinson in 1967.

Frank Robinson is the only player to have hit a ball completely out of Memorial Stadium. In the second game of a doubleheader with Cleveland on May 8, 1966, Frank hit a Luis Tiant offering over the left field stands and into the parking lot beyond, a drive that measured 451' on the fly and rolled to a stop 541' away from home plate.



# BALTIMORE ORIOLES RECORDS

1954 thru 1982

## GRAND SLAM HOME RUNS

Lifetime Grand Slams by Current Orioles  
(Site of Slam in Parentheses)

Total	At Bal.	Player
6	4	<b>Eddie Murray</b> (1) Apr. 28, '78 vs. Chi. (Chi.)—Lerrin LaGrow (2) Jul. 31, '79 vs. Mil. (Mil.)—Reggie Cleveland (3) Aug. 16, '81 vs. Chi. (Bal.)—Ross Baumgarten (4) Sep. 7, '81 vs. Cle. (Bal.)—Wayne Garland (5) Apr. 5, '82 vs. K.C. (Bal.)—Dennis Leonard (6) Aug. 26, '82 vs. Tor. (Bal.)—Ken Schrom
4	3	<b>Terry Crowley</b> (1) Jul. 23, '72 vs. K.C. (K.C.)—Roger Nelson (2) Sep. 9, '77 vs. Cle. (Bal.)—Larry Anderson (pinch-hit) (3) Aug. 5, '80 vs. Chi. (Bal.)—Lamar Hoyt (4) Aug. 8, '82 vs. K.C. (Bal.)—Mike Armstrong (pinch-hit)
3	1	<b>Ken Singleton</b> (1) Sep. 29, '74 vs. Phil. (Mil.)—Ron Schueler (2) May 22, '76 vs. Det. (Bal.)—Jim Crawford (3) Aug. 6, '77 vs. Cal. (Cal.)—Ken Brett
2	1	<b>John Lowenstein</b> (1) Jun. 24, '74 vs. N.Y. (N.Y.)—Mike Wallace (2) Jul. 24, '79 vs. Sea. (Bal.)—Odell Jones
2	1	<b>Dan Ford</b> (1) Jun. 8, '79 vs. Det. (Bal.)—John Hiller (2) Jun. 14, '82 vs. Mil. (Bal.)—Moose Haas (pinch-hit)
2	0	<b>Gary Roenicke</b> (1) Sep. 18, '78 vs. Cle. (Cle.)—David Clyde (2) May 10, '82 vs. Oak. (Oak.)—Steve McCatty
1	0	<b>Rick Dempsey</b> Sep. 9, '79 vs. Bos. (Bos.)—Joel Finch
1	0	<b>Dan Graham</b> Jul. 21, '80 vs. Min. (Min.)—Geoff Zahn
1	1	<b>Lenn Sakata</b> Sep. 6, '81 vs. Oak. (Bal.)—Dave Beard
1	1	<b>Benny Ayala</b> May 29, '82 vs. Tor. (Bal.)—Jerry Garvin (pinch-hit)
1	1	<b>Joe Nolan</b> Aug. 24, '82 vs. Tor. (Bal.)—Joey McLaughlin
1	1	<b>Cal Ripken</b> Sep. 14, '82 vs. N.Y. (Bal.)—Mike Morgan
1	0	<b>Aurelio Rodriguez</b> July 19, '75 vs. K.C. (Det.)—Doug Bird

## GRAND SLAMS BY ORIOLES 1954 thru 1982

Total	At Bal.	Player	Total	At Bal.	Player
7	4	Boog Powell	1	1	Benny Ayala
6	2	Jim Gentile	1	1	Frank Baker
6	4	Eddie Murray	1	0	Jim Busby
6	4	Brooks Robinson	1	0	Mike Cuellar
5	3	Doug DeCinces	1	0	Rick Dempsey
5	5	Lee May	1	1	Jim Dyck
5	1	Gus Triandos	1	1	Dan Ford
4	3	Terry Crowley	1	1	Tito Francona
4	3	Pat Kelly	1	0	Dan Graham
3	2	Paul Blair	1	1	Dave Johnson
3	2	Curt Blefary	1	1	Bob Kennedy
3	1	Reggie Jackson	1	0	Billy Klaus
2	1	Don Buford	1	1	John Lowenstein
2	1	Tommy Davis	1	1	Curt Molton
2	1	Bobby Grich	1	1	Joe Nolan
2	1	Elrod Hendricks	1	0	Albie Pearson
2	2	Dave McNally	1	1	Dave Philley
2	0	Frank Robinson	1	1	Merv Rettenmund
2	0	Gary Roenicke	1	1	Cal Ripken
2	1	Ken Singleton	1	1	Lenn Sakata
2	0	Billy Smith	1	1	Dick Williams
2	1	Gene Woodling	1	0	Earl Williams
1	0	Luis Aparicio			
			100	57	Orioles Totals

## GRAND SLAM NOTES

1982: The Orioles tied the club record with eight grand slams in 1982 to lead the major leagues for the second year in a row. No other club in either league had more than five. Seven of the eight slams were hit at Memorial Stadium: two by EDDIE MURRAY and one each by BENNY AYALA, TERRY CROWLEY, DAN FORD, JOE NOLAN, and CAL RIPKEN. GARY ROENICKE has the club's only bases-loaded homer on the road (see details above). Starting Aug. 15, '81, Baltimore has hit 13 grand slams, 12 at Memorial Stadium.

AYALA, CROWLEY, AND FORD hit their slams as pinch-hitters, giving the O's the American League record and a share of the major league mark for pinch grand slams in a season. It's been accomplished four times in the National League: San Francisco ('73 & '78); Chicago ('75); Philadelphia ('78).

There was a total of 71 grand slams hit in 1982, 48 in the American League and 23 in the National.

(Continued on page 11)

## GRAND SLAM NOTES (Cont.)

The lone grand slam against the Orioles was hit by New York's DAVE WINFIELD off DENNIS MARTINEZ on Sep. 13 at Baltimore.

Previous Years: The O's eight slams tied the CLUB RECORD accomplished twice previously: in '70 (including one each in ALCS and WS) and in '79 (all in regular season). . . Individually, BOOG POWELL is the club's all-time leader with seven slams while MURRAY, JIM GENTILE and BROOKS ROBINSON have six each. . . LEE MAY has hit the most bases-loaded homers at Memorial Stadium, five.

GENTILE hit five slams in 1961 to set an A.L. record and tie the major league standard set in 1955 by the Cubs' ERNIE BANKS.

GENTILE is one of seven to have hit two in one game and was the first of three to do so in consecutive plate appearances. That event took place on May 9, '61 at Minnesota (off PETE RAMOS and PAUL GIEL).

Subsequently, the Tigers' JIM NORTHUP hit back-to-back slams in '68, then two years later, the Orioles' FRANK ROBINSON hit consecutive slams at Washington (RFK Stadium) in the 5th and 6th innings on June 26, '70.

BROOKS ROBINSON blasted bases loaded homers in consecutive games in '62: on May 6 at Dodger Stadium vs. California (KEN MCBRIDE) and May 9 at Baltimore vs. K.C. A's (ED RAKOW).

DAVE McNALLY, who hit one in the third game of the '70 WS off Cincinnati's WAYNE GRANGER, remains the only pitcher ever to hit a world series slam. . . MIKE CUELLAR was the first player to hit a grand slam in ALCS competition, connecting off Minnesota's JIM PERRY in game one of the '70 series at Metropolitan Stadium. That was the only slam in ALCS history until '82 when DON BAYLOR of California hit a bases loaded homer off the Brewer's MOOSE HAAS in game four at Milwaukee. . . The Dodgers' RON CEY and DUSTY BAKER are the only two to hit slams in the NLCS (both in '77).

Opponents: In 29 years, the Orioles have "out-slammed" their opponents 100-60 (including a 57-28 advantage at Memorial Stadium).

Seven opponents have hit two career slams against the O's (nobody has hit more), including three who have hit both at Memorial Stadium: ROY SIEVERS (Was.), MOOSE SKOWRON (N.Y.) and MIKE EPSTEIN (Was.). . . The other "two-timers" are RICO PETROCELLI (Bos.), RAY BOONE (Det.), DARRELL PORTER (Mil.), and COOKIE ROJAS (K.C.).

Grand Slam Gophers: A total of seven opposing pitchers have yielded two grand slams each to the Orioles (no one has allowed more than two) . . . DON AASE of the Angels is the only active on that list (to LEE MAY on May 5, '79 and to DOUG DeCINCES on Aug. 27, '81, both in Baltimore).

Among Orioles' pitchers, MILT PAPPAS was the most generous. He gave up six bases loaded homers during his tenure in Baltimore while DAVE McNALLY was victimized four times. Among the current O's, only DENNIS MARTINEZ (to JEFF BURROUGHS in '81 and DAVE WINFIELD in '82) and SAMMY STEWART (to BUMP WILLS and TONY ARMAS, both in '80) have yielded more than one career slam. JIM PALMER, MIKE FLANAGAN, and TIPPY MARTINEZ have never thrown grand slam "gophers".

## TOP 10 MAJOR LEAGUE CAREER

### HOME RUN LEADERS

1. Henry L. Aaron (RHB)	755	7. James E. Foyx (RHB)	534
2. George H. Ruth (LHB)	714	8. Theodore S. Williams (LHB)	521
3. Willie H. Mays (RHB)	660	9. Willie L. McCovey (LHB)	521
4. Frank Robinson (RHB)	586	10. Edwin L. Mathews (LHB)	512
5. Harmon C. Killebrew (RHB)	573	10. Ernest Banks (RHB)	512
6. Mickey C. Mantle (SWB)	536		

## 1982 ORIOLES ATTENDANCE vs. EACH OPPONENT

Opponent	AT BALTIMORE			ON THE ROAD		
	Dates	Attendance	Avg./Date	Dates	Attendance	Avg./Date
Boston	5	124,214	24,843	6	160,678	26,780
California	6	126,698	21,116	6	193,617	32,270
Chicago	6	97,761	16,294	5	129,221	25,844
Cleveland	6	129,623	21,604	7	61,378	8,768
Detroit	7	155,665	22,238	6	94,840	15,807
Kansas City	5	164,414	32,883	6	181,156	30,193
Milwaukee	6	201,698	33,616	7	204,888	29,270
Minnesota	6	97,782	16,297	6	61,976	10,329
New York	6	161,805	26,968	6	185,543	30,924
Oakland	5	90,422	18,084	6	117,925	19,654
Seattle	6	81,674	13,612	6	67,932	11,322
Texas	5	93,207	18,641	6	65,540	10,923
Toronto	5	88,068	17,614	7	97,415	13,916
Totals	74	1,613,031	21,798	80	1,622,109	20,276

# BALTIMORE ORIOLES RECORDS

1954 thru 1982

## PITCHING

### Individual

Most Strikeouts, Game	14*	Bob Turley, 4/21/54 vs. Cle. (8)
Most Bases on Balls, Game	12†	Jack Fisher, 8/4/61 vs. L.A. (A) (9 inn.)
Most Innings Pitched, Game	16	Jerry Walker, 9/11/59 <sup>2</sup> vs. Chi. (H)
Most Consecutive Shutout Innings	36	Hal Brown, 1961
Most Consecutive Shutouts	3	Jack Fisher, 1960; Hal Brown, 1961; Milt Pappas, 1964; Tom Phoebus, 1967; Jim Palmer, 1978.
Most Consecutive Wins	17	Dave McNally, 9/22/68 to 8/3/69
Most Consecutive Wins, One Season	15	Dave McNally, 1969
Most Wins Over One Club, Season	6	Wally Bunker, vs. K.C., 1964
Most Losses to One Club, Season	5	Don Larsen, to Chi., 1954; Joe Coleman, to N.Y., 1954; Jim Wilson, to Cle., 1955
Most Wins by Opponent, Season	6	Bud Daley, K.C., 1959; 5—Pat Dobson, Cle., 1976; Joe Coleman, Det., 1973 (most since 1961 expansion)
Most Losses by Opponent, Season	5	Ned Garver, K.C., 1957; Dick Stigman, Min., 1963; Stan Williams, Cle., 1969; "Catfish" Hunter, N.Y., 1976

\* Club record is 21 set by 5 pitchers (Barber, Bunker, Watt, E. Fisher, S. Miller) on 6/4/67 vs. Was. (H) (19 inns.).

† Club record is 14 set on 4/30/68 by Howard (6), Brabender (5) and Watt (3).

### Individual Pitching—By Season

Record	Name	Year
Most Games	76	Tippy Martinez, 1982
Most Games Started	40	Dave McNally, 1969-70
Most Complete Games	25	Mike Cuellar, 1970
Most Games Finished	59	Mike Flanagan, 1978
Most Wins	25	Jim Palmer, 1975
Most Losses	21	Stu Miller, 1963
Best Won-Lost Pct.	.808 (21-5)	Steve Stone, 1980
Most Bases on Balls	181	Don Larsen, 1954
Most Strikeouts	202	Dave McNally, 1968
Most Innings Pitched	323	Jim Palmer, 1975
Most Shutouts	10	Jim Palmer, 1975
Most Home Runs Allowed	35	Robin Roberts, 1963
Lowest E.R.A.	1.95	Dave McNally, 1968
Most Saves	26	Tim Lincecum, 1980
Most Wins, Reliever	14	Stu Miller, 1965
Most Relief Points	38	Stu Miller, 1965

### Club Pitching

Most Consecutive Shutouts	5*	9/21 thru 9/6/74 (Grimsley, Cuellar, Palmer, McNally, Cuellar)
Most Consecutive Shutout Innings	54*	9/1 (from 9th inn.) to 9/7/74 (thru 8th inn.)
Most Complete Games, Season	71	1971
Most Consecutive Complete Games, Season	7	1968
Most Shutouts, Season	21	1961
Most Strikeouts, Season	1070	1966
Most Bases on Balls, Season	688	1954
Fewest Bases on Balls, Season	395	1972
Lowest E.R.A., Season	2.53	1972
Most Runs Allowed, Season	774	1982
Most Home Runs Allowed, Season	147	1962

\* American League record (see page 173 for more details).

### ★ ★ ★

### 20-Game Winners

Year	Pitcher	Record	Year	Pitcher	Record
1963	Steve Barber	20-13	1973	Jim Palmer	22-9
1968	Dave McNally	22-10	1974	Mike Cuellar	22-10
1969	Dave McNally	20-7	1975	Jim Palmer	23-11
	Mike Cuellar	23-11		Mike Torrez	20-9
1970	Dave McNally	24-9	1976	Jim Palmer	22-13
	Mike Cuellar	24-8		Wayne Garland	20-7
	Jim Palmer	20-10	1977	Jim Palmer	20-11
1971	Dave McNally	21-5	1978	Jim Palmer	21-12
	Mike Cuellar	20-9			
	Jim Palmer	20-9	1979	Mike Flanagan	23-9
	Pat Dobson	20-8			
1972	Jim Palmer	21-10	1980	Steve Stone	25-7
				Scott McGregor	20-8

## ORIOLES PITCHING (Cont.)

Notes On 20-Game Winners

The Orioles produced at least one 20-game winner for 13 consecutive seasons from '68 thru '80 to establish a new major league record. The O's shared the previous mark with the New York Giants, who had Christy Mathewson to produce twelve straight 20-win seasons from 1903-14.

In 1971 four Baltimore pitchers reached the 20-win plateau. The only other foursome in the entire history of major league baseball to have achieved the feat were four hurlers from the 1920 White Sox (51 years earlier): Urban "Red" Faber-23, Claude Williams-22, Dickie Kerr-21 and Ed Cicotte-21. Despite that achievement, the White Sox finished second that year, two games behind Cleveland.

The four Orioles all won their 20th games within six days: McNally was the first on 9/21; then in a series in Cleveland, the other three joined him: Cuellar (9/24-1st game-clinched division title), Dobson (9/24-2nd game), and Palmer (9/26).

Steve Stone is the earliest 20-game winner in club history, winning his 20th game on August 19 en route to team record 25 victories in '80. Three other Orioles' hurlers have recorded their 20th wins in August: McNally (8/25) and Cuellar (8/27) in '71 and Palmer (8/30) in '75.

### ★ ★ ★

### No-Hit Games (4)

Hoyt Wilhelm, vs. N.Y., 9/20/58 (H)
* Steve Barber-Stu Miller, vs. Det., 4/30/56 <sup>1</sup> (H)
Tom Phoebus, vs. Bos., 4/27/68 (H)
Jim Palmer, vs. Oak., 8/13/69 (H)

### One-Hit Games (24)

Joe Coleman, vs. N.Y., 9/9/54 (H)
§C. Johnson-G. Zuverink, vs. Chi., 6/21/56 (A)
Hoyt Wilhelm, vs. N.Y. 5/22/59 (H)
Hal Brown, vs. N.Y., 6/1/60 (H)
Steve Barber, vs. K.C., 7/28/60 (H)
Billy Hoelt, vs. Was., 8/19/61 (A)
Wally Bunker, vs. Was., 5/5/64 (H)

### One-Hit Games (Cont.)

Wally Bunker, vs. K.C., 7/3/64 (H)
Milt Pappas, vs. Min., 9/2/64 (A)
§Frank Bertina, vs. K.C., 9/12/64 (H)
Dave McNally, vs. Was., 10/1/64 (H)
Steve Barber, vs. Cal., 4/16/67 - (A)
Jim Palmer, vs. N.Y., 5/12/67 (A)
Dave Leonhard, vs. Det., 5/6/68 (H)
Dave McNally, vs. Min., 5/15/69 (A)
Mike Cuellar, vs. Min., 8/10/69 (H)
Mike Cuellar, vs. K.C., 5/12/71 (H)
Jim Palmer, vs. Cle., 7/27/73 <sup>1</sup> (H)
Mike Cuellar, vs. Cal., 5/31/75 (A)
Jim Palmer, vs. K.C., 6/8/75 (H)
Mike Cuellar, vs. Mil., 7/26/75 (A)
Jim Palmer, vs. Min., 8/10/76 (H)
S. Stone-T. Martinez vs. Mil., 7/30/79 (A)
Jim Palmer, vs. Min., 9/4/82 (H)

\* Orioles lost, 2-1, when Tigers scored twice in top of 9th inning . . . First Detroit run scored on Barber's wild pitch and deciding run scored on error.

§ Johnson and Zuverink were beaten by Jack Harshman who also pitched one-hitter. . . Bertina defeated Bob Meyer who also threw one-hitter. . . Score in both games was 1-0.

### — NO-HITTERS BY OPPONENTS —

Two no-hitters have been pitched against the Orioles in the 29 years they have been back in the American League, both by the Angels. Bo Belinsky was the first, on May 5, '62 at Dodger Stadium, winning 2-0 over Steve Barber . . . In 1975 Nolan Ryan no-hit the Orioles on June 1 at Anaheim Stadium, defeating Ross Grimsley, 1-0.

### — BIGGEST LIFETIME WINNERS-LOSERS — vs. ORIOLES

**Winners:** Whitey Ford, the Yankee Hall of Famer, still holds the distinction of having beaten the Orioles more often than any other even though he has been retired since '67. . . Ford was 30-16 lifetime against the Birds.

He is followed by "Catfish" Hunter (26-24), Mickey Lolich (25-19), Billy Pierce (23-11), Early Wynn and Frank Sullivan (both 21-8), Jim Kaat (21-21), Earl Wilson (20-9), Luis Tiant (20-21), Jim Perry (20-22) and Camilo Pascual (20-23).

**Losers:** Hunter, the second biggest winner against the O's, is also the biggest loser (24) . . . It wasn't always thus. . . At one time, he was 23-16 vs. the O's, then lost eight of his last 11 decisions (from '76 thru '78, and had no record in '79).

Others oft-beaten by the Birds are Tiant and Jim Perry (22), Fritz Peterson (14-21), Kaat (21), Lolich (19) and Sam McDowell (9-19) . . . Probably the least successful opponent was Jim Colborn, formerly of Milwaukee, K.C., and Seattle, who was 3-17 lifetime . . . Rudy May is 3-14, Len Barker 3-7, Milt Wilcox 2-11, Geoff Zahn 1-8.

### — LONG GAMES BY ORIOLES PITCHERS —

IP	Pitcher	Opponent	Date	W/L/ND	CG/SHO
16	Jerry Walker	Chi.	9/11/59 <sup>2</sup>	W, 1-0	CG-SHO
15	Ray Moore	Det.	5/21/57	ND	
14	Ross Grimsley	N.Y.	9/11/74	L, 1-3	
13.1	Robin Roberts	K.C.	6/30/63	L, 1-2	CG
13	Jim Wilson	Cle.	5/31/55	W, 3-2	CG
	Billy O'Dell	Cle.	5/3/58		



# BALTIMORE ORIOLES RECORDS

1954 thru 1982

## FIELDING

### Club—By Season

Most Double Plays.....	189	1977	Most Passed Balls.....	49†	1959
Most Errors.....	167	1955	Highest Fielding Pct.....	.9849‡	1980
Fewest Errors.....	95*	{ 1964	Most Consecutive		
Most Errorless Games.....	92**	1980	Errorless Games.....	10	1962

\* Major League record—tied with 1977 Cincinnati Reds

\*\* American League record

† Major League record

‡ Modern Major League record (since 1900)

### Individual A. L. and M. L. Fielding Records

SECOND BASE					
Most Consec. Errorless Games, Season.....	86 (AL)	Rich Dauer (Apr. 10 thru Sep. 29, '78)			
Most Consec. Errorless Games, League.....	89 (AL)	Jerry Adair (July 22, '64 thru May 6, '65)			
Most Consec. Errorless Chances, Season.....	425 (AL)	Rich Dauer (Apr. 10 thru Sep. 30 (part), '78)			
Most Consec. Errorless Chances, League.....	458 (AL)	Jerry Adair (July 22, '64 thru May 6, '65)			
Highest Fielding Avg., Season.....	.995 (ML)	Bobby Grich '73			
Fewest Errors, Season.....	5* (ML)	Jerry Adair '64			
(150 or more games)		Bobby Grich '73			

THIRD BASE					
Most Seasons.....	23 (ML)	B. Robinson			
Highest Fielding Avg., Lifetime.....	.971 (ML)	B. Robinson			
(1,000 or more games)					
Most Games, Lifetime.....	2,870 (ML)	B. Robinson			
Most Putouts, Lifetime.....	2,697 (ML)	B. Robinson			
Most Assists, Lifetime.....	6,205 (ML)	B. Robinson			
Most Chances, Lifetime.....	8,902 (ML)	B. Robinson			
Most Double Plays, Lifetime.....	618 (ML)	B. Robinson			
Most Yrs. Leading Lge. in Fldg. Avg.....	11 (AL)	B. Robinson			
Most Yrs. Leading Lge. in Games.....	8 (ML)	B. Robinson			
Most Yrs. Leading Lge. in Assists.....	8 (ML)	B. Robinson			
Most Yrs. Leading Lge. in Chances.....	8† (AL-tie)	B. Robinson			
Most Games, Season.....	163 (AL)	B. Robinson			

SHORTSTOPS					
Highest Fielding Avg., Lifetime.....	.977 (AL)	M. Belanger			
(1,000 or more games)					

OUTFIELDERS					
Highest Fielding Avg., Season.....	1.000† (ML-tie)	Russ Snyder '65			
(100 or more games)		Gary Roenicke '80			
		John Lowenstein '82			

CATCHERS					
Most Passed Balls, Inning.....	3‡ (AL)	Gus Triandos (5/4/60), Joe Ginsberg (5/10/60), Charlie Lau (6/14/62)			

\* Also held by Joe Morgan (Cin.) 1977 and Manny Trillo, Philadelphia 1982.

† Also held by Frank "Home Run" Baker

‡ Held by many

# BALTIMORE ORIOLES RECORDS

1954 thru 1982

## GENERAL CLUB RECORDS

Longest Win Streak.....	14	{ Sep. 20, '70 thru Apr. 10, '71			
		{ Aug. 12, '73 thru Aug. 27, '73			
Longest Win Streak (Season).....	14	{ Aug. 12, '73 thru Aug. 27, '73			
Longest Losing Streak.....	14	{ Aug. 11 thru Aug. 25, '54			
Longest Game, by Innings.....	19	{ Jun. 4, '67 vs. Was. (H)			
Longest Game, by Time.....	5:27	{ Aug. 25, '68 vs. Bos. (H), (18 inn.)			
		{ Bal. 3, Bos. 2			
	3:47	{ Aug. 14, '55 vs. N.Y. (H) (9 inn.)			
		{ Bal. 6, N.Y. 20			
Shortest Game, by Time.....	1:32	{ Sep. 26, '62 vs. K.C. (H)			
Most Players Used, Game.....	24	{ Sep. 7, '58 vs. Bos. (H) (10 inn.)			
Most Players Used Both Clubs, Game.....	42	{ Jun. 23, '54 vs. Bos. (H) (17 inn.)			
Most Wins Over One Club, Season.....	{ 16	{ vs. K.C. A's ('57) and Bos. ('60)			
	{ 15	{ vs. Was. ('63)—(since expansion)			
		{ vs. N.Y. ('66)—(since expansion)			
Most Consecutive Wins Over One Club.....	23†	{ vs. K.C. (May 10, '69 thru Aug. 2, '70)			
Most Losses to One Club, Season.....	19	{ to Cle. ('54, '55), to N.Y. ('55)			
Most Night Games Won, Season.....	79†	{ 1980			
Most Games, Season.....	163	{ 1961			
		{ 1964			
		{ 1982			

† Major League record

# ALL TIME ORIOLES ROSTER

## MANAGERS, COACHES AND PLAYERS

1954 thru 1982

## MANAGERS

BAUER, Hank ('64-'68)  
DYKES, Jimmie ('54)  
HARRIS, Luman (Sep. '61)  
HITCHCOCK, Bill ('62-'63)  
RICHARDS, Paul ('55-'61)  
WEAVER, Earl (July, '68-'82)

## COACHES

ADAIR, Jimmy ('60-'61)  
APPLING, Luke ('63)  
BAMBERGER, George ('68-'77)  
BAUER, Hank ('63)  
BRECHEEN, Harry ('54-'67)  
BUSBY, Jim ('61)  
ERMER, Cal ('62)  
FREY, Jim ('70-'79)  
HARRIS, Luman ('55-'61)  
HENDRICKS, Elrod ('78-)  
HOSCHETT, Vern ('68)  
HUNTER, Bill ('54-'77)  
JOHNSON, Darrell ('62)  
LOLLAR, Sherman ('64-'67)  
LAU, Charlie ('69)  
MILLER, Ray ('78-)  
OLIVER, Tom ('54)  
RIPKEN, Cal ('76-)  
ROBINSON, Brooks ('77)  
ROBINSON, Eddie ('59)  
ROBINSON, Frank ('78-'80)  
ROWE, Ralph ('81-)  
SCARBOROUGH, Ray ('68)  
SKAFF, Frank ('54)  
STALLER, George ('62, '68-'75)  
VINCENT, Al ('55-'59)  
WEAVER, Earl ('68)  
WILLIAMS, Jimmy ('81-)  
WOODLING, Gene ('64-'67)

## PLAYERS

### A

ABRAMS, Cal ('54-'55)  
ADAIR, Jerry ('58-'66)  
ADAMS, Bobby ('56)  
ADAMSON, Mike ('67-'69)  
ALEXANDER, Bob ('55)  
ALEXANDER, Doyle ('72-'76)  
ANDERSON, John ('60)  
ANDERSON, Mike ('78)  
APARICIO, Luis ('63-'67)  
AVILA, Bobby ('59)  
AYALA, Benny ('79-)

### B

BAILOR, Bob ('75-'76)  
BAKER, Frank ('73-'74)  
BAMBERGER, George ('59)  
BARBER, Steve ('60-'67)  
BARKER, Ray ('60)  
BARNOWSKI, Ed ('65-'66)  
BAYLOR, Don ('70-'75)  
BEAMON, Charlie ('56-'58)  
BEENE, Fred ('68-'70)  
BELANGER, Mark ('65-'81)  
BERRY, Connie ('54)  
BERTAINA, Frank ('64-'67, '69)  
BESANA, Fred ('56)  
BICKFORD, Vern ('54)  
BIRRRER, Werner "Babe" ('56)  
BLAIR, Paul ('64-'76)  
BLEFARY, Curt ('65-'68)  
BLYZKA, Mike ('54)  
BODDICKER, Mike ('80-)  
BONNER, Bob ('80-)  
BOSWELL, Dave ('71)  
BOWENS, Sam ('63-'67)  
BOYD, Bob ('56-'60)  
BRABENDER, Gene ('66-'68)  
BRANDT, Jack ('60-'65)  
BREEDING, Marv ('60-'62)  
BRIDWESER, Jim ('54-'57)  
BRILES, Nelson ('77-'78)  
BROWN, Dick ('63-'65)  
BROWN, Hal ('55-'62)  
BROWN, Larry ('73)  
BRUNET, George ('63)  
BUFORD, Don ('68-'72)  
BUMBRY, Al ('72-)  
BUNKER, Wally ('63-'68)  
BURKE, Leo ('58-'59)  
BURNSIDE, Pete ('63)  
BUSBY, Jim ('57-'58, '60-'61)  
BUZHARDT, John ('67)  
BYRD, Harry ('55)

## C

CABELL, Enos ('72-'74)  
CARRASQUEL, Chico ('59)  
CARREON, Camilo ('66)  
CASTLEMAN, Foster ('58)  
CAUSEY, Wayne ('55-'57)  
CECCARELLI, Art ('57)  
CHAKALES, Bob ('54)  
CHEVEZ, Tony ('77)  
CHISM, Tom ('79)  
CIMOLI, Gino ('64)  
COAN, Gil ('54-'55)  
COGGINS, Rich ('72-'74)  
COLEMAN, Joe ('54-'55)  
COLEMAN, Walter "Rip" ('59-'60)  
CONSUEGRA, Sandy ('56-'57)  
COREY, Mark ('79-'81)  
COURTNEY, Clint ('54, '60-'61)  
COX, Billy ('55)  
CRISCIONE, Dave ('77)  
CROWLEY, Terry ('69-'73, '76, '77-)  
CUELLAR, Mike ('69-'76)

## D

DAGRES, Angelo ('55)  
DALRYMPLE, Clay ('69-'71)  
DAUER, Rich ('78-)  
DAVANON, Jerry ('71)  
DAVIS, Storm ('82-)  
DAVIS, Tommy ('72-'75)  
DeCINCES, Doug ('73-'81)  
DELOCK, Ike ('63)  
DEMPSEY, Rick ('76-)  
DIERING, Chuck ('54-'56)  
DILLMAN, Bill ('67)  
DIMMEL, Mike ('77-'78)  
DOBSON, Pat ('71-'72)  
DORISH, Harry ('55-'56)  
DRABOWSKY, Moe ('66-'68, '70)  
DRAGO, Dick ('77)  
DROPO, Walt ('59-'61)  
DUKES, Tom ('71)  
DUNCAN, Dave ('75-'76)  
DUREN, Ryne ('54)  
DURHAM, Joe ('54, '57)  
DWYER, Jim ('81-)  
DYCK, Jim ('55-'56)

## E

EPSTEIN, Mike ('66-'67)  
ESSEGAN, Chuck ('61)  
ESTRADA, Chuck ('60-'64)  
ETCHEBARREN, Andy ('62, '65-'75)  
EVERS, Walter "Hoot" ('55-'56)

## F

FARMER, Ed ('77)  
FERNANDEZ, Chico ('68)  
FERRARESE, Don ('55-'57)  
FINIGAN, Jim ('59)  
FIORE, Mike ('68)  
FISHER, Eddie ('66-'67)  
FISHER, Jack ('59-'62)  
FISHER, Tom ('67)  
FLANAGAN, Mike ('75-)  
FLINN, John ('78-'79, '82-)  
FLOYD, Bob ('68-'70)  
FOILES, Hank ('61)  
FORD, Dan ('82-)  
FORD, Dave ('78-'81)  
FORNIELES, Mike ('56-'57)  
FOX, Howie ('54)  
FRANCONA, Tito ('56-'57)  
FRAZIER, Joe ('56)  
FREED, Roger ('70)  
FRIEDLEY, Jim ('54)  
FULLER, Jim ('73-'74)

## G

GAINES, Joe ('63-'64)  
GARCIA, Kiko ('76-'80)  
GARCIA, Vencio ('54)  
GARDNER, Billy ('56-'59)  
GARLAND, Wayne ('73-'76)  
GASTALL, Tom ('55-'56)  
GENTILE, Jim ('60-'63)  
GILLIFORD, Paul ('67)  
GINSBERG, Joe ('56-'60)  
GOODMAN, Billy ('57)  
GRAHAM, Dan ('80-'81)  
GRAY, Ted ('55)  
GREEN, Gene ('60)  
GREEN, Lenny ('57-'59, '64)  
GRICH, Bob ('70-'76)  
GRIMSLEY, Ross ('74-'77, '82)  
GULLIVER, Glenn ('82-)

## ALL TIME ORIOLES ROSTER PLAYERS

1954 thru 1982

### H

HADDIX, Harvey ('64-'65)  
HALE, Bob ('55-'59)  
HALL, Dick ('61-'66, '69-'71)  
HAMRIC, Bert ('58)  
HANEY, Larry ('66-'68)  
HANSEN, Ron ('58-'62)  
HARDIN, Jim ('67-'71)  
HARLOW, Larry ('75, '77-'79)  
HARPER, Tommy ('76)  
HARRISON, Bob ('55-'56)  
HARRISON, Roric ('72)  
HARSHMAN, Jack ('58-'59)  
HARTZELL, Paul ('80)  
HATTON, Grady ('56)  
HAZEWOOD, Drungo ('80)  
HEARD, Jehosie ('54)  
HELD, Mel ('56)  
HELD, Woodie ('66-'67)  
HENDRICKS, Elrod ('68-'72, '73-'76, '78-'79)  
HERNANDEZ, Leo ('82-)  
HERZOG, Dorel "Whitey" ('61-'62)  
HOEFT, Billy ('59-'62)  
HOLDSWORTH, Fred ('76-'77)  
HOLTZMAN, Ken ('76)  
HOOD, Don ('73-'74)  
HOUTTEMAN, Art ('57)  
HOWARD, Bruce ('68)  
HUNTER, Bill ('54)  
HUTTO, Jim ('75)  
HYDE, Dick ('61)

### J

JACKSON, Grant ('71-'76)  
JACKSON, Lou ('64)  
JACKSON, Reggie ('76)  
JEFFERSON, Jesse ('73-'75)  
JOHNSON, Bob ('63-'67)  
JOHNSON, Connie ('56-'58)  
JOHNSON, Darrell ('62)  
JOHNSON, Dave ('65-'72)  
JOHNSON, David ('74-'75)  
JOHNSON, Don ('55)  
JOHNSON, Ernie ('59)  
JONES, Gordon ('60-'61)  
JONES, Sam ('64)

### K

KELL, George ('56-'57)  
KELLERT, Frank ('54)  
KELLY, Pat ('77-'80)  
KENNEDY, Bob ('54-'55)  
KERRIGAN, Joe ('78, '80)  
KIRKLAND, Willie ('64)  
KLAUS, Billy ('59-'60)  
KNOWLES, Darold ('65)  
KOKOS, Dick ('54)  
KOSLO, Dave ('54)  
KRENCHICKI, Wayne ('79-'81)  
KRETLOW, Lou ('54-'55)  
KRYHOSKI, Roger ('54)  
KUZAVA, Bob ('54-'55)

### L

LANDRITH, Hobie ('62-'63)  
LARSEN, Don ('54, '65)  
LAU, Charlie ('61-'63, '64-'67)  
LEHEW, Jim ('61-'62)  
LEHMAN, Ken ('57-'58)  
LEINHARDT, Don ('54)  
LEONHARDT, Dave ('67-'72)  
LEPPERT, Don ('55)  
LITTLEFIELD, Dick ('54)  
LOCKE, Charlie ('55)  
LOCKMAN, Whitey ('59)  
LOES, Billy ('56-'59)  
LOPAT, Eddie ('55)  
LOPEZ, Carlos ('78)  
LOPEZ, Marcelino ('67, '69-'70)  
LOWENSTEIN, John ('79-)  
LUEBBER, Steve ('81)  
LUEBKE, Dick ('62)

### M

MABE, Bobbie ('60)  
MADDOX, Elliott ('77)  
MARJESKI, Hank ('55)  
MARQUIS, Roger ('55)  
MARSH, Fred ('55-'56)  
MARSHALL, Jim ('58)  
MARTIN, Morrie ('56)  
MARTINEZ, Dennis ('76-)  
MARTINEZ, Tippy ('76-)  
MATCHICK, Tom ('72)

MAXWELL, Charlie ('55)  
MAY, Dave ('67-'70)  
MAY, Lee ('75-'80)  
MAY, Rudy ('76-'77)  
MELE, Sam ('54)  
MIKSIS, Eddie ('57-'58)  
MILLER, Bill ('55)  
MILLER, Dyar ('75-'77)  
MILLER, John ('62, '63, '65-'67)  
MILLER, Randy ('77)  
MILLER, Stu ('63-'67)  
MIRANDA, Willie ('55-'59)  
MITCHELL, Paul ('75)  
MOELLER, Ron ('56, '58)  
MOLINARO, Bob ('79)  
MOORE, Ray ('55-'57)  
MORA, Andres ('76-'78)  
MORALES, Jose ('81-'82)  
MORRIS, John ('68)  
MOSS, Les ('54-'55)  
MOTTON, Curt ('67-'71, '73-'74)  
MURRAY, Eddie ('77-)  
MURRAY, Ray ('54)  
MUSER, Tony ('75-'77)

### Mc

McCORMICK, Mike ('63-'64)  
McDONALD, Jim ('55)  
McGREGOR, Scott ('76-)  
McGUIRE, Mickey ('62, '67)  
McNALLY, Dave ('62-'74)

### N

NARUM, Buster ('63)  
NELSON, Bob ('55-'57)  
NELSON, Roger ('68)  
NICHOLSON, Dave ('60, '62)  
NIEMAN, Bob ('56-'59)  
NOLAN, Joe ('82-)  
NORDBROOK, Tim ('74-'76)  
NORTHROP, Jim ('74-'75)

### O

OATES, Johnny ('70-'72)  
O'DELL, Billy ('54, '56-'59)  
O'DONOGHUE, John ('68)  
OERTEL, Chuck ('58)  
OLIVER, Bob ('74)  
ORSINO, John ('63-'65)

### P

PAGAN, Dave ('76)  
PALICA, Erv ('55-'56)  
PALMER, Jim ('65-'67, '69-)  
PAPA, John ('61-'62)  
PAPPAS, Milt ('57-'65)  
PARROTT, Mike ('77)  
PATTON, Tom ('57)  
PEARSON, Albie ('59-'60)  
PENA, Orlando ('71, '73)  
PETERSON, Buddy ('57)  
PHILLEY, Dave ('55-'56, '60-'61)  
PHOEBUS, Tom ('66-'70)  
PILARCIK, Al ('57-'60)  
PILLETTE, Duane ('54-'55)  
PINIELLA, Lou ('64)  
POPE, Dave ('55-'56)  
PORTOCARRERO, Arnie ('58-'60)  
POWELL, Boog ('61-'74)  
POWERS, John ('60)  
POWIS, Carl ('57)  
PYBURN, Jim ('55-'57)

### Q

QUIRK, Art ('62)

### R

RAYFORD, Floyd ('80, '82-)  
REINBACH, Mike ('74)  
RETTENMUND, Merv ('68-'73)  
REYNOLDS, Bob ('72-'75)  
RICE, Del ('60)  
RICHERT, Pete ('67-'71)  
RINEER, Jeff ('79)  
RIPKEN, Cal, Jr. ('81-)  
ROBERTS, Robin ('62-'65)  
ROBINSON, Brooks ('55-'77)  
ROBINSON, Earl ('61-'62, '64)  
ROBINSON, Eddie ('57)  
ROBINSON, Frank ('66-'71)  
ROBLES, Sergio ('72-'73)  
ROENICKE, Gary ('78-)  
ROGOVIN, Saul ('55)  
ROWE, Ken ('64-'65)  
ROYSTER, Willie ('81)  
ROZNOVSKY, Vic ('66, '67)  
RUDOLPH, Ken ('77)

## ALL TIME ORIOLES ROSTER PLAYERS

1954 thru 1982

### S

SAKATA, Lenn ('80-)  
SALMON, Chico ('69-'72)  
SAVERINE, Bob ('59, '62-'64)  
SCHALLOCK, Art ('55)  
SCHMITZ, Johnny ('56)  
SCHNEIDER, Jeff ('81)  
SCOTT, Mickey ('72-'73)  
SEGRIST, Kal ('55)  
SEVERINSEN, Al ('69)  
SHELBY, John ('81-)  
SHETRONE, Barry ('59-'60, '62)  
SHOPAY, Tom ('71-'72, '75-'77)  
SHORT, Billy ('62, '66)  
SIEBERN, Norm ('64-'65)  
SINGLETON, Ken ('75-)  
SKAGGS, Dave ('77-'80)  
SLEATER, Lou ('58)  
SMITH, Al ('63)  
SMITH, Billy ('77-'79)  
SMITH, Hal ('55-'56)  
SMITH, Nate ('62)  
SNYDER, Russ ('61-'67)  
STANHOUSE, Don ('78-'79, '82)  
STARRETTE, Herm ('63-'65)  
STEPHENS, Gene ('60-'61)  
STEPHENS, Vern ('54-'55)  
STEPHENSON, Earl ('77-'78)  
STEWART, Sammy ('78-)  
STILLMAN, Royle ('75-'76)  
STOCK, Wes ('59-'64)  
STODDARD, Tim ('78-)  
STONE, Dean ('63)  
STONE, Steve ('79-'82)  
STUART, Marlin ('54)  
SUNDIN, Gordon ('56)

### T

TASBY, Willie ('58-'60)  
TAYLOR, Joe ('58-'59)

TEMPLE, John ('62)  
THOMAS, Valmy ('60)  
THOMSON, Bobby ('60)  
THRONEBERRY, Marv ('61-'62)  
TORRES, Mike ('75)  
TRIANDOS, Gus ('55-'62)  
TROUT, Paul "Dizzy" ('57)  
TURLEY, Bob ('54)

### V

VALENTINE, Fred ('59, '63, '68)  
VINEYARD, Dave ('64)  
VIRGIL, Ozzie ('62)

### W

WAITKUS, Eddie ('54-'55)  
WALKER, Jerry ('57-'60)  
WARD, Pete ('62)  
WARWICK, Carl ('65)  
WATT, Ed ('66-'73)  
WELCHEL, Don ('82-)  
WERLEY, George ('58)  
WERTZ, Vic ('54)  
WESTLAKE, Wally ('55)  
WIGHT, Bill ('55-'57)  
WILHELM, Hoyt ('58-'62)  
WILLIAMS, Dallas ('81)  
WILLIAMS, Dick ('56-'58, '61-'62)  
WILLIAMS, Earl ('73-'75)  
WILLSON, Jim ('55-'56)  
WOODLING, Gene ('55, '58-'60)

### Y

YOUNG, Bobby ('54-'55)  
YOUNG, Mike ('82-)

### Z

ZUPO, Frank ('57-'58, '61)  
ZUVERINK, George ('55-'59)

The list above contains only those who appeared for Orioles in at least one regular season game. Larry Doby, for example, was on roster during winter of '57-'58 but was traded before season started. Johnny Pesky, Bruce Swango and others were with club during a season but did not appear in any games.

## ORIOLES GOLD GLOVE AWARD WINNERS

Year	Player	Year	Player	Year	Player
1960	B. Robinson (3b)	1970	B. Robinson (3b)	1975	Belanger (ss)
1961	B. Robinson (3b)		D. Johnson (2b)		Grich (2b)
1962	B. Robinson (3b)		Blair (of)		Blair (of)
1963	B. Robinson (3b)	1971	B. Robinson (3b)		B. Robinson (3b)
1964	B. Robinson (3b)		Belanger (ss)	1976	Belanger (ss)
	Aparicio (ss)		D. Johnson (2b)		Grich (2b)
1965	B. Robinson (3b)		Blair (of)		Palmer (p)
1966	B. Robinson (3b)	1972	B. Robinson (3b)	1977	Belanger (ss)
	Aparicio (ss)		Blair (of)		Palmer (p)
1967	B. Robinson (3b)	1973	B. Robinson (3b)	1978	Belanger (ss)
	Blair (of)		Belanger (ss)		Palmer (p)
1968	B. Robinson (3b)		Grich (2b)	1979	Palmer (p)
1969	B. Robinson (3b)		Blair (of)	1980	None
	Belanger (ss)	1974	B. Robinson (3b)	1981	None
	D. Johnson (2b)		Belanger (ss)	1982	Murray (1b)
	Blair (of)		Grich (2b)		
			Blair (of)		

Notes: In '82, Eddie Murray ended the Orioles' two-year Gold Glove drought by winning his first award for fielding excellence. It marked the first time that a Baltimore first baseman has captured a Gold Glove in the 26-year history of the award.

With a total of 46 Gold Gloves since the inception of the award in '57, the Orioles lead the majors by a substantial margin over Cincinnati and St. Louis, which are tied for second with 37 each. Other leaders are Philadelphia-29 and Boston, Chicago White Sox, New York Yankees, and Pittsburgh-28 each.

Baltimore won at least one Gold Glove for 20 consecutive years from '60 thru '79, capturing four in a season five times, two on three occasions, and two in six different seasons. Multiple Orioles' individual winners: Brooks Robinson-16 (tied with Jim Kaat for most ever by one player); Paul Blair and Mark Belanger-8 each; Jim Palmer and Bobby Grich-4 each; Dave Johnson-3 and Luis Aparicio-2.

The Gold Glove Awards are presented by *The Sporting News* in cooperation with the Rawlings Sporting Goods Company to those players considered to be the best at their positions by vote of league managers and coaches. Selection is based not only on consistency (i.e., fielding percentage), but also on range, overall ability, and effectiveness.

## MINIMUM SALARY

The minimum major league player salary is \$35,000 for 1983. It will increase to \$40,000 in 1984.



# MAJOR ORIOLES AWARD WINNERS

**Most Valuable Player, A.L. (BBWAA):** Brooks Robinson (1964), Frank Robinson (1966), Boog Powell (1970).

**Cy Young Award, A.L. (BBWAA):** Mike Cuellar (1969, tied with Denny McLain), Jim Palmer (1973, 1975, 1976), Mike Flanagan (1979), Steve Stone (1980).

**Manager of the Year, Major League (The Sporting News):** Hank Bauer (1966), Earl Weaver (1977, 1979).

**Manager of the Year, A.L. (Associated Press):** Paul Richards (1960), Hank Bauer (1964, 1966), Earl Weaver (1973, 1977, 1979).

**Manager of the Year, A.L. (United Press International):** Earl Weaver (1979).

**Rookie of the Year, A.L. (BBWAA):** Ron Hansen (1960), Curt Blefary (1965), Al Bumbry (1973), Eddie Murray (1977), Cal Ripken (1982).

**Rookie of the Year, A.L. (The Sporting News):** Ron Hansen (1960), Curt Blefary (1965), Al Bumbry (1973), Cal Ripken (1982).

**Rookie Pitcher of the Year, A.L. (The Sporting News):** Wally Bunker (1964), Tom Phoebus (1967).

**Player of the Year, A.L. (The Sporting News):** Brooks Robinson (1964), Frank Robinson (1966).

**Pitcher of the Year, A.L. (The Sporting News):** Chuck Estrada (1960), Jim Palmer (1973, 1975, 1976), Mike Flanagan (1979), Steve Stone (1980).

**Executive of the Year, Major League (The Sporting News):** Frank Robinson (1966), Hank Peters (1979).

**Executive of the Year, Major League (United Press International):** Hank Peters (1979).

**Roberto Clemente Award (Commissioner's Office):** Presented annually to player "who best typifies the game of baseball, both on and off the field"—Brooks Robinson (1972), Ken Singleton (1982).

**Joe Cronin Award (American League Office):** Presented annually to an American League player for significant achievement—Jim Palmer (1976), Brooks Robinson (1977).

**Most Valuable Player, World Series (Sport Magazine):** Frank Robinson (1966), Brooks Robinson (1970).

**Most Valuable Player, All Star Game (Commissioner's Office):** Now known as the Arch Ward Memorial Trophy—Billy O'Dell (1958), Brooks Robinson, (1966), Frank Robinson (1971).

## MOST VALUABLE ORIOLES

This award is presented annually by the Sports Boosters of Maryland to the most valuable Oriole player by vote of sportswriters and broadcasters who cover the club on a regular basis.

In 1982, Eddie Murray received all 15 first place votes to win the award unanimously for the second straight year. Jim Palmer was second and Cal Ripken placed third in the voting, which is done on a 5-3-1 scoring system.

It was Murray's third overall selection (all in the last five years), giving him the distinction of being one of only four players to win the "mvo" that many times. Brooks Robinson was a four-time selection ('60, '62, '64, '71) while Frank Robinson ('66, '67, '71) and Ken Singleton ('75, '77, '79) are three-time winners. Brooks and Frank shared the honors in 1971, one of only two occasions that there has been a tie in the voting (Paul Blair and Mike Cuellar in '74 was the other time).

Stu Miller, Boog Powell, and Palmer have each been selected twice. Past winners:

1954—Chuck Diering (of)  
1955—Dave Philley (of)  
1956—Bob Nieman (of)  
1957—Billy Gardner (2b)  
1958—Gus Triandos (c)  
1959—Gene Woodling (of)  
1960—Brooks Robinson (3b)  
1961—Jim Gentile (1b)  
1962—Brooks Robinson (3b)  
1963—Stu Miller (p)  
1964—Brooks Robinson (3b)  
1965—Stu Miller (p)  
1966—Frank Robinson (of)  
1967—Frank Robinson (of)  
1968—Dave McNally (p)  
1969—Boog Powell (1b)

1970—Boog Powell (1b)  
1971—Brooks Robinson (3b) & Frank Robinson (of)  
1972—Jim Palmer (p)  
1973—Jim Palmer (p)  
1974—Paul Blair (of) & Mike Cuellar (p)  
1975—Ken Singleton (of)  
1976—Lee May (1b)  
1977—Ken Singleton (of)  
1978—Eddie Murray (1b)  
1979—Ken Singleton (of)  
1980—Al Bumbry (of)  
1981—Eddie Murray (1b)  
1982—Eddie Murray (1b)

## ORIOLES DAY-BY-DAY RECORD—1982

Game No.	Opp.	Score	W/L	Opp.	Pitchers of Record	Team Record	Pos.	G.B.	Daily Attendance	Cumulative Attendance
1	K.C.	13-5	W	STEWART-r	Leonard-s	4/5	1-0	1	51,956	51,956
2	BOS.	0-2	L	McGregor-c	ECKERSLEY-c	4/10	1-1	1	21,268	73,224
3	BOS.	5-3	W	D. Martinez-s	Ojeda-s	4/10	2-1	1	11,235	84,459
4	BOS.	0-6	L	Flanagan-s	TUDOR-c	4/11	2-2	1	19,662	104,121
5	K.C.	5-6	L	Stewart-r	FROST-r	4/13	2-3	1	20,382	124,503
6	K.C.	3-4	L	Stanhouse-r	FROST-r	4/14	2-4	1	28,977	153,480
7	Chi.	1-3	L	D. Martinez-c	BURNS-s	4/17	2-5	1	34,322	187,802
8	Chi.	6-10	L	T. Martinez-r	HOYT-r	4/17	2-6	1	15,253	203,055
9	Chi.	4-6	L	McGregor-s	HOYT-r	4/18	2-7	1	13,321	216,376
10	Bos.	3-8	L	Flanagan-s	QUEDA-s	4/20	2-8	1	11,902	228,278
11	Bos.	5-6	L	D. Martinez-s	ECKERSLEY-s	4/21	2-9	1	15,253	243,531
12	Chi.	2-4	L	Palmer-s	HOYT-r	4/23	2-10	1	11,902	255,433
13	Chi.	7-4	W	STEWART-r	Hickey-r	4/24	3-10	1	24,774	280,207
14	Chi.	2-1	L	D. Martinez-s	Trout-c	4/25	4-10	1	16,208	296,415
15	OAK.	2-6	L	Flanagan-s	NORRIS-c	4/28	4-11	1	11,859	308,274
16	OAK.	5-1	W	McGregor-c	Kneib-c	4/28	5-11	1	10,990	319,264
17	OAK.	6-9	L	T. Martinez-r	BEARD-r	4/29	5-12	1	15,877	335,141
18	CAL.	9-4	W	PALMER-c	Bahnsen-r	4/30	6-12	1	23,276	358,417
19	CAL.	4-6(13)	L	T. Martinez-r	AASE-r	5/1	6-13	1	27,128	385,545
20	CAL.	6-4	W	McGregor-c	Moreno-s	5/2	7-13	1	9,219	394,764
21	SEA.	6-0	W	FLANAGAN-c	Moore-s	5/3	8-13	1	8,082	402,846
22	SEA.	3-4	L	Stewart-r	NELSON-s	5/4	8-14	1	25,006	427,852
23	CAL.	9-2	W	GRIMSLEY-r	Aase-r	5/6	9-14	1	29,572	457,424
24	CAL.	5-3	W	McGregor-s	Moreno-s	5/7	10-14	1	49 Min.	467,424
25	CAL.	2-3	L	Flanagan-s	RENKO-s	5/8	10-15	1	29,417	496,841
26	CAL.	4-6	L	D. Martinez-s	KISON-s	5/9	10-16	1	39,417	536,258

a—starter  
r—relief  
c—complete game  
W—winning pitcher in CAPS  
L—denotes games ahead  
Opponent in lower case—away game  
Road

## ORIOLES DAY-BY-DAY RECORD—1982

Game	Score	Team	Pos.	G.B.	Daily	Attendance†	Bal.-Opp.	W/L	Pitches of Record	Date	Team	Pos.	G.B.	Daily	Attendance
52	MIL. 7-2	607 25-26	3	5	15,017	28	W PALMER-c	L T. Martinez-r	HICKEY-r	809 59-50	3	5	26,765	52	1,079,565
53	MIL. 4-2	908 27-26	3	7	13,517	29	W PALMER-c	L McGREGOR-s	BURNS-c	810 59-51	3	6	19,461	53	1,099,241
54	MIL. 8-3	909 28-26	3	7	13,662	30	W FLANAGAN-c	L McGREGOR-s	DOTSON-s	811 59-52	3	6	19,461	54	1,118,722
55	MIL. 7-9	910 29-27	3	7 1/2	22,013	31	W T. Martinez-r	L T. Martinez-r	TUDOR-c	812 59-53	3	8	32,935	55	1,151,657
56	N.Y. 9-4	911 29-27	3	7	32,515	21	W D. MARTINEZ-r	W T. MARTINEZ-r	Clear-r	813 59-53	3	7	31,343	56	1,183,000
57	N.Y. 5-3	912 30-27	3	6	34,354	22	W D. MARTINEZ-r	W T. MARTINEZ-r	STANLEY-r	814 59-54	3	7	30,675	57	1,213,675
58	MIL. 9-4	913 31-28	3	6	19,234	23	W FLANAGAN-s	W T. MARTINEZ-r	BURMEIER-r	815 59-54	3	7 1/2	34,747	58	1,246,445
59	MIL. 2-2	914 31-28	3	6	13,287	25	W FLANAGAN-s	W T. MARTINEZ-r	Clear-r	816 59-55	3	7 1/2	34,747	59	1,265,829
60	MIL. 4-1	915 31-28	3	6	35,199	32	W PALMER-s	W T. MARTINEZ-r	O'Connor-s	817 59-55	3	6 1/2	8,407	60	1,283,961
61	N.Y. 4-1	916 31-28	3	5	35,377	33	W PALMER-s	W FLANAGAN-s	R. DAVIS-r	818 59-56	3	6 1/2	7,132	61	1,295,361
62	N.Y. 5-3(11)	917 32-29	4	5	46,127	34	W T. MARTINEZ-r	L Stoddard-r	CASTILLO-c	819 59-57	3	7 1/2	15,529	62	1,304,447
63	N.Y. 7-0	918 32-28	4	5	10,633	35	W D. MARTINEZ-c	W T. MARTINEZ-r	Comer-r	820 59-57	3	7 1/2	11,945	63	1,314,295
64	Cle. 6-8	919 33-29	4	6	7,400	36	W D. MARTINEZ-c	W T. MARTINEZ-r	Mattack-r	821 59-57	3	7 1/2	13,042	64	1,329,435
65	Cle. 6-8	920 33-29	4	6	14,005	37	W D. MARTINEZ-c	W PALMER-c	Honeycutt-s	822 59-57	3	7 1/2	9,848	65	1,343,295
66	Cle. 6-8	921 34-29	4	6	14,005	37	W PALMER-s	W T. MARTINEZ-r	Comer-r	823 59-57	3	7 1/2	11,945	66	1,358,125
67	DET. 1-7	922 34-29	4	6	27,705	26	W FLANAGAN-s	W D. MARTINEZ-c	J. McLaughlin-r	824 59-57	3	7	12,139	67	1,373,069
68	DET. 5-2	923 35-31	4	5 1/2	24,743	27	W FLANAGAN-s	W FLANAGAN-c	Glott-s	825 59-57	3	6 1/2	11,685	68	1,387,754
69	DET. 1-7	924 35-31	4	5 1/2	31,878	28	W PALMER-s	W FLANAGAN-c	Glott-s	826 59-57	3	6 1/2	21,471	69	1,402,225
70	DET. 1-7	925 35-31	4	5 1/2	31,878	28	W PALMER-s	W DAVIS-r	Glott-s	827 59-57	3	6 1/2	21,471	70	1,417,700
71	CLE. 2-9	926 35-32	3	5	12,551	30	W D. MARTINEZ-c	W PALMER-s	Smithson-c	827 59-57	3	—	—	71	1,432,175
72	CLE. 0-9	927 35-32	3	5	14,259	31	W FLANAGAN-s	W D. MARTINEZ-c	COMER-c	828 59-58	3	6	23,368	72	1,447,650
73	CLE. 2-6	928 35-32	3	5	23,590	32	W D. MARTINEZ-c	W D. MARTINEZ-c	Schmidt-s	829 59-58	3	6	25,393	73	1,462,125
74	DET. 5-4	929 35-34	3	4	26,477	38	W PALMER-s	W FLANAGAN-c	Tanana-c	829 70-58	3	6	25,393	74	1,476,600
75	DET. 4-3	930 35-34	3	3	24,772	39	W DAVIS-s	W DAVIS-s	Elghorn-s	830 71-58	3	5	14,091	75	1,491,075
76	DET. 1-6	931 40-35	3	4	15,880	40	W PALMER-c	W PALMER-c	Leal-c	831 72-58	3	5	14,690	76	1,506,550
77	DET. 1-6	932 40-35	3	4	15,880	40	W PALMER-c	W D. MARTINEZ-c	Stieb-s	901 73-58	3	5	12,473	77	1,521,525
78	DET. 1-6	933 40-35	3	4	15,880	40	W PALMER-c	W D. MARTINEZ-c	Stieb-s	901 73-58	3	5	12,473	78	1,536,550
79	DET. 1-6	934 40-35	3	4	15,880	40	W PALMER-c	W D. MARTINEZ-c	Stieb-s	901 73-58	3	5	12,473	79	1,551,525
80	DET. 1-6	935 40-35	3	4	15,880	40	W PALMER-c	W D. MARTINEZ-c	Stieb-s	901 73-58	3	5	12,473	80	1,566,550
81	DET. 1-6	936 40-35	3	4	15,880	40	W PALMER-c	W D. MARTINEZ-c	Stieb-s	901 73-58	3	5	12,473	81	1,581,525
82	DET. 1-6	937 40-35	3	4	15,880	40	W PALMER-c	W D. MARTINEZ-c	Stieb-s	901 73-58	3	5	12,473	82	1,596,550
83	DET. 1-6	938 40-35	3	4	15,880	40	W PALMER-c	W D. MARTINEZ-c	Stieb-s	901 73-58	3	5	12,473	83	1,611,525
84	DET. 1-6	939 40-35	3	4	15,880	40	W PALMER-c	W D. MARTINEZ-c	Stieb-s	901 73-58	3	5	12,473	84	1,626,550
85	DET. 1-6	940 40-35	3	4	15,880	40	W PALMER-c	W D. MARTINEZ-c	Stieb-s	901 73-58	3	5	12,473	85	1,641,525
86	DET. 1-6	941 40-35	3	4	15,880	40	W PALMER-c	W D. MARTINEZ-c	Stieb-s	901 73-58	3	5	12,473	86	1,656,550
87	DET. 1-6	942 40-35	3	4	15,880	40	W PALMER-c	W D. MARTINEZ-c	Stieb-s	901 73-58	3	5	12,473	87	1,671,525
88	DET. 1-6	943 40-35	3	4	15,880	40	W PALMER-c	W D. MARTINEZ-c	Stieb-s	901 73-58	3	5	12,473	88	1,686,550
89	DET. 1-6	944 40-35	3	4	15,880	40	W PALMER-c	W D. MARTINEZ-c	Stieb-s	901 73-58	3	5	12,473	89	1,701,525
90	DET. 1-6	945 40-35	3	4	15,880	40	W PALMER-c	W D. MARTINEZ-c	Stieb-s	901 73-58	3	5	12,473	90	1,716,550
91	DET. 1-6	946 40-35	3	4	15,880	40	W PALMER-c	W D. MARTINEZ-c	Stieb-s	901 73-58	3	5	12,473	91	1,731,525
92	DET. 1-6	947 40-35	3	4	15,880	40	W PALMER-c	W D. MARTINEZ-c	Stieb-s	901 73-58	3	5	12,473	92	1,746,550
93	DET. 1-6	948 40-35	3	4	15,880	40	W PALMER-c	W D. MARTINEZ-c	Stieb-s	901 73-58	3	5	12,473	93	1,761,525
94	DET. 1-6	949 40-35	3	4	15,880	40	W PALMER-c	W D. MARTINEZ-c	Stieb-s	901 73-58	3	5	12,473	94	1,776,550
95	DET. 1-6	950 40-35	3	4	15,880	40	W PALMER-c	W D. MARTINEZ-c	Stieb-s	901 73-58	3	5	12,473	95	1,791,525
96	DET. 1-6	951 40-35	3	4	15,880	40	W PALMER-c	W D. MARTINEZ-c	Stieb-s	901 73-58	3	5	12,473	96	1,806,550
97	DET. 1-6	952 40-35	3	4	15,880	40	W PALMER-c	W D. MARTINEZ-c	Stieb-s	901 73-58	3	5	12,473	97	1,821,525
98	DET. 1-6	953 40-35	3	4	15,880	40	W PALMER-c	W D. MARTINEZ-c	Stieb-s	901 73-58	3	5	12,473	98	1,836,550
99	DET. 1-6	954 40-35	3	4	15,880	40	W PALMER-c	W D. MARTINEZ-c	Stieb-s	901 73-58	3	5	12,473	99	1,851,525
100	DET. 1-6	955 40-35	3	4	15,880	40	W PALMER-c	W D. MARTINEZ-c	Stieb-s	901 73-58	3	5	12,473	100	1,866,550

## ORIOLES DAY-BY-DAY RECORD—1982

[illegible]

second game of doubleheader

s—starter

r—relief

c—complete game

( )—denotes games ahead

winning pitcher in CAPS



# ORIOLES 1982 INDIVIDUAL FIELDING

Player	Pos.	Pct.	G	PO	A	E	TC	DP	PB
Ayala	OF	.972	25	35	0	1	36	0	—
Bonner	1B	1.000	3	24	0	0	24	2	—
Bombry	SS	.959	38	33	61	4	98	9	—
Dauer	2B	.000	3	0	0	0	0	0	—
Crowley	OF	.986	147	404	9	6	419	1	—
Crowley	1B	.988	10	74	6	1	81	12	—
Dauer	2B	.987	124	261	268	7	536	67	—
Dempsey	3B	.991	61	28	86	1	115	8	—
Dwyer	C	.991	124	491	46	5	542	8	5
Ford	OF	.976	49	81	0	2	83	0	—
Gulliver	1B	1.000	1	6	0	0	6	0	—
Lowenstein	OF	.975	119	263	6	7	276	2	—
Murray	3B	.970	50	34	97	4	135	6	—
Nolan	OF	1.000	112	202	2	0	204	0	—
Rayford	1B	.997*	149	1269	97	4	1370	106	—
Ripken	C	.978	72	292	22	7	321	2	2
Roenicke	3B	.898	27	11	42	6	59	2	—
Sakata	C	1.000	2	0	1	0	1	0	0
Shelby	SS	.972	94	155	289	13	457	47	—
Singleton	3B	.973	71	66	151	6	223	17	—
Young	OF	.990	125	288	7	3	298	0	—
Pitcher	1B	1.000	10	75	6	0	81	7	—
Boddicker	2B	.977	83	106	145	6	257	34	—
Davis	SS	.958	56	76	154	10	240	27	—
Flanagan	OF	1.000	24	20	1	0	21	1	—
Flinn	OF	1.000	5	10	0	0	10	0	—
Grimsley	OF	1.000	1	1	0	0	1	0	—
Martinez, D.	Pitcher	Pct.	G	PO	A	E	TC	DP	PB
Martinez, T.		.889	7	5	3	1	9	0	—
McGregor		.947	29	6	12	1	19	0	—
Palmer		1.000	36	7	38	0	45	1	—
Stanhouse		1.000	5	2	0	0	2	0	—
Stewart		.929	21	2	11	1	14	1	—
Stoddard		.981	40	13	38	1	52	2	—
Welch		1.000	76	6	10	0	16	1	—
Young		1.000	37	11	30	0	41	1	—
Club Totals		.984*	163	4387	1707	101	6195	140	7

\* Led league

## TRIPLE PLAYS

After completing a triple play in each of three consecutive seasons ('77 thru '79), the Orioles have been shutout in that department the last three years. The club had executed just five triple plays in their first 23 years in Baltimore.

The Birds' last two triple plays ('78 & '79) were of the "around the horn" variety involving Doug DeCinces, Rich Dauer, and Eddie Murray. Brooks Robinson started the other three Orioles' "around the horn" triple plays, all in a five-year span from 1969-73. The complete list of O's triple plays:

- Jun. 10, '79—at Bal.—Buddy Bell "gitp"...5-4-3 (D. DeCinces, R. Dauer, E. Murray).
- Sep. 9, '78—at Tor.—Rick Cerone "gitp"...5-4-3 (D. DeCinces, R. Dauer, E. Murray).
- Jun. 3, '77—at K.C. John Wathan hit a sac fly to Pat Kelly in right. Fred Patek was caught off 1st and was out, Kelly to Mark Belanger to Billy Smith back to Belanger. Belanger then noticed Dave Nelson standing off 3rd base. He ran at him and tagged him out, completing the game-ending triple play and giving the O's a 7-6 win—9-6-4-6-6.
- Sep. 29, '73—at Det.—Frank Howard "gitp"...5-4-3 (B. Robinson, B. Grich, T. Crowley).
- Jul. 7, '73—vs. Oak. at Bal.—Gene Tenace "gitp"...5-4-3 (B. Robinson, B. Grich, E. Cabell).
- Aug. 6, '69—vs. K.C. at Bal.—Eliseo Rodriguez "gitp"...5-4-3 (B. Robinson, D. Johnson, B. Powell).
- Apr. 9, '59—at Was.—Ed Fitzgerald line drive...3-6-3 (B. Boyd, C. Carrasquel, B. Boyd).
- Aug. 3, '55—vs. K.C. at Bal.—Art Ceccarelli "gidp" then runner was thrown out at home...3-6-2 (G. Triandos, W. Miranda, H. Smith).

The Orioles have hit into 13 triple plays in 29 seasons, the last victim being Gary Roenicke against Oakland at Baltimore on May 7, '79. He grounded to third baseman Wayne Gross, who started an "around the horn" 5-4-3 triple play, the first executed against the Orioles since 1972. On four of the 13 occasions that Birds' opponents have completed triple plays, Brooks Robinson has been the batter. Brooks grounded into one, lined into another, and two were "gidp's", with a runner then being thrown out between third and home.

## 100 WINS

The Orioles won more than 100 games in each of three straight seasons—'69 (109), '70 (108) and '71 (101). Only two other clubs have achieved this feat in the history of major league baseball: the '29-'30-'31 Philadelphia A's (104-102-107) and the '42-'43-'44 St. Louis Cardinals (106-105-105).

# BALTIMORE ORIOLES STATISTICS—1982

Final Official

## BATTING

Batter	Avg.	G	AB	R	H	GW										SLG	OBP		
						2B	3B	HR	RBI	SB	CS	SH	BB	SO	SB			CS	GDP
Ayala	.305	64	128	17	39	6	0	6	24	3	0	0	5	14	1	1	3	.492	.331
Bonner	.169	41	77	8	13	3	0	0	5	0	3	1	0	3	12	0	0	.234	.200
Bombry	.262	150	562	77	147	20	4	5	40	3	10	2	0	44	77	10	5	.338	.315
Crowley	.237	65	93	8	22	2	0	3	17	3	0	0	0	21	9	0	0	.355	.377
Dauer	.280	158	558	75	156	24	2	8	57	7	11	6	1	50	34	0	1	.373	.340
Dempsey	.256	125	344	35	88	15	1	5	36	7	7	5	0	46	37	0	3	.349	.344
Dwyer	.304	71	148	28	45	4	3	6	15	2	1	2	0	27	24	2	0	.493	.411
Ford	.235	123	421	46	99	21	3	10	43	4	2	3	4	23	71	5	2	.371	.281
Gulliver	.200	50	145	24	29	7	0	1	5	2	3	0	0	37	18	0	0	.269	.263
Hernandez	.000	2	2	0	0	0	0	0	0	0	0	0	0	0	2	0	0	.000	.000
Lowenstein	.320	122	322	69	103	15	2	24	66	9	3	4	1	54	59	7	6	.602	.419
Morales	.000	3	3	0	0	0	0	0	0	0	0	0	0	0	2	0	0	.000	.000
Murray	.316	151	550	87	174	30	1	32	110	20	0	6	1	70	82	7	2	.549	.395
Nolan	.233	77	219	24	51	7	1	6	35	4	1	6	0	16	35	1	1	.356	.285
Rayford	.132	34	53	7	7	0	0	3	5	1	0	0	0	6	14	0	1	.302	.220
Ripken	.264	160	598	90	158	32	5	28	93	11	2	6	3	46	95	3	3	.475	.320
Roenicke	.270	137	393	58	106	25	1	21	74	3	5	0	9	70	73	6	7	.499	.392
Sakata	.259	136	343	40	89	18	1	6	31	1	8	4	4	30	39	7	4	.370	.326
Shelby	.314	26	35	8	11	3	0	1	2	0	0	0	0	5	0	1	0	.486	.314
Singleton	.251	156	561	71	141	27	2	14	77	10	1	7	2	86	93	0	1	.381	.353
Young	.000	6	2	2	0	0	0	0	0	0	0	0	0	0	1	0	0	.000	.000
Totals	.266	557	1774	1478	259	27	179	735	90	57	52	25	634	796	49	38	141	.419	.344
Opponents	.258	557	1687	1437	221	23	147	658	62	52	46	22	488	719	98	51	385	.317	
DH Hitters	.254	621	80	158	30	4	2	11	45	5	1	3	2	25	40	0	1	.473	.341
PH Hitters	.253	186	22	47	4	2	11	45	5	1	3	2	25	40	0	1	.473	.341	
Murray L	.290	366	60	106	20	0	21	78	13	0	4	1	54	61	6	1	.516	.381	
Murray R	.370	184	27	68	10	1	11	32	7	0	2	0	16	21	1	1	.614	.420	
Dempsey L	.154	13	1	2	0	0	0	1	1	0	0	0	1	3	0	0	.315	.214	
Dempsey R	.260	331	34	86	15	1	5	35	6	7	5	0	45	34	0	3	.356	.348	
Shelby L	.300	10	4	3	1	0	0	1	0	0	0	0	0	3	0	1	.400	.300	
Shelby R	.320	25	4	8	2	0	1	1	0	0	0	0	0	2	0	0	.520	.320	
Singleton L	.278	414	62	115	22	1	14	64	8	1	7	1	60	61	0	1	.437	.369	
Singleton R	.177	147	9	26	5	1	0	13	2	0	0	1	26	32	0	0	.224	.301	
Young L	.000	2	1	0	0	0	0	0	0	0	0	0	0	1	0	0	.000	.000	
Young R	.000	0	1	0	0	0	0	0	0	0	0	0	0	0	0	0	.000	.000	

## PITCHING

Pitcher	W-L	ERA	G	GS	CG	SHO	GF	SV	IP	H	R	ER	HR	BB	SO	WP
Boddicker	R 1-0	3.51	7	0	0	0	4	0	25.2	25	10	10	2	0	12	20
Davis	R 8-4	3.49	29	8	1	0	9	0	100.2	96	40	39	8	0	28	67
Flanagan	L 15-11	3.97	36	35	11	1	1	0	236.0	233	110	104	24	4	76	103
Flinn	R 2-0	1.32	5	0	0	0	3	0	13.2	13	3	2	1	0	3	13
Grimsley	L 1-2	5.25	21	0	0	0	0	0	60.0	65	35	35	7	0	22	18
Martinez D.	R 16-12	4.21	40	39	10	2	0	0	252.0	262	123	118	30	7	87	111
Martinez T.	L 8-8	3.41	76	0	0	0	44	16	95.0	81	39	36	6	1	37	78
McGregor	L 14-12	4.61	37	37	7	1	0	0	226.1	238	126	116	31	1	52	84
Palmer	R 15-5	3.13	36	32	8	2	1	1	227.0	195	85	79	22	4	63	103
Stanhouse	R 0-1	5.40	17	0	0	0	6	0	26.2	29	16	16	3	2	15	8
Stewart	R 10-9	4.14	38	12	1	1	16	5	139.0	140	68	64	9	2	62	69
Stoddard	R 3-4	4.02	50	0	0	0	38	12	56.0	53	26	25	4	1	29	42
Welch	R 1-0	8.31	2	0	0	0	0	0	4.1	6	6	4	0	0	2	3
Totals		94	68	3.99	394	163	38	8	125	34	1462.1	1437	687	648	147	22
Opponents		68	94	4.44	415	163	26	11	137	25	1448.0	1477	774	714	179	25

SHUTOUTS (8): D. Martinez-2 (Tor., Cle)...Palmer-2 (Tor., Min)...Flanagan-1 (Sea)...McGregor-1 (Min)...Stewart-1 (Tex)...Flanagan, Stoddard & T. Martinez-1 (Tor.).

LOW-HIT GAMES (11): No-Hitter-0; One-Hitter-1...Palmer (Min.); Two-Hitters-0; Three-Hitters-5...Flanagan-1 (Sea), D. Martinez-1 (Cle), Palmer-1 (K.C.), McGregor & Stoddard-1 (Oak), Palmer & T. Martinez-1 (N.Y.); Four-Hitters-5...Palmer-2 (Tor., Min.), D. Martinez-1 (Tor.), McGregor & Stoddard-1 (Sea), Palmer & T. Martinez-1 (Oak.).

## 1982 CLUB STATISTICS

	Won	Lost	Balto.	Opp.
Day Games	24	14	101	118
Night Games	70	54	140	170
Shutouts—Individual	7	5	38	26
Shutouts—Team	8	11	49	98
One-Run Games	20	18	38	51
Two-Run Games	24	13	259	221
Extra Innings	9	4	27	23
vs. Righthanders	63	48	87	87
vs. Lefthanders	31	20	92	60
Doubleheaders	2	2	179	147
Split	5		1207	1111
Starters	68	46		
Relievers	26	22		
Streaks	10	9		

# ORIOLES PITCHING LIFETIME INDIVIDUAL WON-LOST-SAVE RECORDS vs. EACH OPPONENT

American League Only							
Pitcher	Bos. W-L-S	Cal. W-L-S	Chi. W-L-S	Cle. W-L-S	Det. W-L-S	K.C. W-L-S	Mil. W-L-S
Boddicker	0-0	—	0-0	0-1	0-0	0-0	—
Flanagan	7-9	1-5	6-4	6-5	8-6	6-11	7-7
Flinn	1-0	0-0-1	0-0	0-0	1-0-1	0-0	0-0
Martinez, D.	9-12-1	8-6	5-5-1	7-5	6-4	4-4-1	9-4
Martinez, T.	3-1-2	0-2-9	4-3-8	1-2-4	4-4-8	3-2-3	2-3-3
McGregor	2-8	11-3	7-5	8-3	10-5	3-5	3-5
Palmer	20-16	25-10	24-10	28-11	21-11	21-11	22-10-1
Stewart	2-0-2	3-0-1	2-4-1	2-3	5-4-2	2-3-1	3-3-1
Stoddard	2-1-4	2-0-2	1-0-3	1-0-5	1-1-5	1-1-4	1-1-2
Pitcher	Min. W-L-S	N.Y. W-L-S	Oak. W-L-S	Sea. W-L-S	Tex. W-L-S	Tor. W-L-S	Totals W-L-S
Boddicker	0-0	1-0	—	—	0-0	—	1-1
Davis	12-2	8-7	12-4	7-3-1	5-3	15-4	100-70-1
Flinn	1-1	1-1	0-0	0-0	1-0	0-0	5-2-2
Martinez, D.	3-2-1	2-6	6-1-1	10-3	5-3	8-2	82-57-5
Martinez, T.	1-1-5	8-5-10	4-2-6	2-0-3	5-0-6	2-0-5	39-25-72
McGregor	8-3-1	6-5	6-3	3-3-1	4-0-1	7-2-2	78-50-5
Palmer	20-11	29-16	20-14-1	2-3-1	22-16	9-6	263-145-3
Stewart	3-0-1	1-3-2	2-3	3-3-1	1-3-1	1-1	30-30-13
Stoddard	1-1-5	1-1-5	1-2-5	2-2-1	1-0-4	0-1-3	15-11-48

## 1982 INDIVIDUAL W-L-S RECORDS vs. EACH OPPONENT

Pitcher	Bos. W-L-S	Cal. W-L-S	Chi. W-L-S	Cle. W-L-S	Det. W-L-S	K.C. W-L-S	Mil. W-L-S
Boddicker	0-0	—	0-0	—	0-0	0-0	—
Davis	0-1	0-0	0-0	0-0	1-1	0-1	1-0
Flanagan	1-3	0-1	1-0	2-1	1-1	0-1	1-2
Flinn	0-1	1-0	0-0	0-0	0-0	0-0	0-0
Grimsley	2-1	1-2	1-2	1-3	1-0	0-1	2-0
Martinez, D.	1-0	0-1-4	1-2-2	0-1	0-1	1-1	0-1-0
Martinez, T.	0-3	3-1	1-2	1-1	0-1	0-1	2-0
McGregor	0-0	1-0	0-1	1-0	2-0	1-0	2-1
Stanhouse	0-0	0-0	0-0	0-0	0-0	0-1	0-0
Stewart	0-0-1	1-0	1-0	1-1	1-2	1-2	1-0
Stoddard	0-0-1	0-0	0-0-1	0-0-1	0-0-2	1-0	0-0
Welch	—	—	—	—	—	—	0-0
Totals	4-9-2	7-5-4	5-7-3	6-7-1	7-6-2	4-8	9-4-1
Pitcher	Min. W-L-S	N.Y. W-L-S	Oak. W-L-S	Sea. W-L-S	Tex. W-L-S	Tor. W-L-S	Totals W-L-S
Boddicker	0-0	1-0	—	—	0-0	—	1-0
Davis	1-0	1-1	1-0	1-0	0-0	2-0	8-4
Flanagan	3-0	1-0	0-1	1-1	1-0	3-0	15-11
Flinn	—	—	—	—	—	—	2-0
Grimsley	0-0	0-0	0-1	0-0	—	0-0	1-2
Martinez, D.	0-0	1-0	1-1	1-1	2-1	3-0	16-12
Martinez, T.	0-0	2-0-5	1-1-1	1-0	1-0-1	0-0-2	8-8-16
McGregor	1-2	1-0	3-0	1-1	—	1-0	14-12
Palmer	1-1	2-1	1-0	0-0-1	3-0	1-1	15-5-1
Stanhouse	—	0-0	0-0	0-0	—	—	0-1
Stewart	1-0	0-0-2	0-0	2-1-1	1-2-1	0-1	10-9-5
Stoddard	1-1-1	0-0-1	0-1-2	0-1-1	1-0-1	0-1-1	3-4-12
Welch	—	1-0	—	—	—	—	1-0
Totals	8-4-1	11-2-8	7-5-3	7-5-3	9-3-3	10-3-3	94-68-34

## 1982 CLUB PITCHING TOTALS vs. EACH OPPONENT

Total	ERA	W	L	SHO	SV	IP	H	R	ER	HR	BB	SO
Balto.	3.99	94	68	8	34	1462	1436	687	648	147	488	719
Away	3.74	53	28	3	18	748	708	330	311	87	223	401
vs. Bos.	4.25	41	40	5	16	714	728	357	337	60	265	318
Cal.	5.02	4	9	0	2	113	117	65	63	13	51	44
Chi.	4.83	7	5	0	4	110	119	61	59	14	43	55
Cle.	4.76	5	7	0	3	102	113	56	54	5	37	51
Det.	3.86	6	7	1	1	119	109	51	51	6	48	53
K.C.	4.42	7	6	0	2	114	130	63	56	21	31	56
Mil.	4.38	4	8	0	0	102-2	110	51	50	12	32	54
Min.	3.99	9	4	0	1	124	114	64	55	16	37	49
N.Y.	3.48	8	4	2	1	108-2	106	47	42	10	30	64
Oak.	3.40	11	2	0	8	124-1	117	49	47	16	48	66
Sea.	4.15	7	5	0	3	110-2	91	51	51	14	45	74
Tex.	3.36	7	5	1	3	107	104	43	40	5	29	36
Tor.	3.11	9	3	1	3	110	101	40	38	10	31	49
1st Half	3.98	44	38	6	19	744-2	732	352	329	58	280	328
2nd Half	4.00	50	30	2	15	717-2	705	335	319	89	208	391

## ORIOLES INDIVIDUAL PITCHING

1982 and Lifetime													
1982							LIFETIME						
Total	ERA	W-L-SV	G	IP	H	ER	ERA	W-L-SV	G	IP	H	ER	HR
Bal.	3.51	1-0-0	7	25.2	25	10	2	4.19	1-1-0	10	38.2	37	18
Away	2.84	1-0-0	4	12.2	11	4	1	4.07	1-1-0	6	24.1	21	11
vs. Bos.	4.15	0-0-0	3	13	14	6	1	4.40	0-0-0	4	14.1	16	7
Cal.	0.00	0-0-0	1	1.2	3	0	0	0.00	0-0-0	1	1.2	3	0
Chi.	5.40	0-0-0	1	3.1	3	2	0	5.40	0-0-0	1	3.1	3	2
Cle.	—	—	—	—	—	—	—	6.14	0-1-0	1	7.1	6	5
Det.	0.00	0-0-0	1	0	1	3	0	27.00	0-0-0	2	1.1	3	4
K.C.	0.00	0-0-0	1	4.2	3	0	0	0.00	0-0-0	1	4.2	3	0
Mil.	—	—	—	—	—	—	—	—	—	—	—	—	—
Min.	4.50	0-0-0	1	8	8	4	1	4.50	0-0-0	1	8	8	4
N.Y.	3.00	1-0-0	1	3	3	1	1	3.68	1-0-0	2	7.1	7	3
Oak.	—	—	—	—	—	—	—	—	—	—	—	—	—
Sea.	—	—	—	—	—	—	—	—	—	—	—	—	—
Tex.	0.00	0-0-0	1	5	4	0	0	0.00	0-0-0	1	5	4	0
Tor.	—	—	—	—	—	—	—	—	—	—	—	—	—

1st Half	—	—	—	—	—	—	—
2nd Half	3.51	1-0-0	7	25.2	25	10	2

Most Strikeouts—5	Win Streak—1	Loss Streak—0
-------------------	--------------	---------------

1982														
MIKE FLANAGAN														
LIFETIME														
Total	ERA	W-L-SH	G	IP	H	ER	HR	ERA	W-L-SH	G	IP	H	ER	HR
Bal.	3.97	15-11-1	36	236	233	104	24	3.81	100-70-14	230	1480	1462	627	131
Away	3.75	9-4-1	18	120	118	50	18	3.39	55-26-9	114	752	693	283	67
	4.19	6-7-0	18	116	115	54	6	4.25	45-44-5	116	728	769	344	64
vs. Bos.	6.43	1-3-0	4	21	25	15	3	4.98	7-9-0	19	106.2	128	59	9
Cal.	7.36	0-1-0	2	11	16	9	2	6.57	1-5-1	10	50.2	70	37	5
Chi.	2.16	1-0-0	1	8.1	5	2	0	5.09	6-4-0	13	81.1	81	46	7
Cle.	2.91	2-1-0	3	21.2	24	7	1	3.24	6-5-0	16	108.1	98	39	7
Det.	6.11	1-1-0	3	17.2	22	12	3	3.80	8-6-2	22	139.2	135	59	18
K.C.	4.05	0-1-0	2	13.1	15	6	2	3.56	6-11-2	18	116.1	121	46	13
Mil.	5.75	1-2-0	4	20.1	23	13	4	4.91	7-7-0	19	110	126	60	12
Min.	1.73	3-0-0	3	26	23	5	1	3.03	12-2-0	20	145.2	137	49	8
N.Y.	4.35	1-0-0	3	20.2	23	10	3	4.13	8-7-0	24	150.1	154	69	16
Oak.	4.38	0-1-0	2	12.1	10	6	2	3.55	12-4-2	21	137	116	54	12
Sea.	3.60	1-1-1	4	25	19	10	1	3.29	7-3-1	15	104	88	38	10
Tex.	3.29	1-0-0	2	13.2	10	5	1	3.61	5-3-2	12	72.1	68	29	7
Tor.	1.44	3-0-0	3	25	18	4	1	2.40	15-4-4	21	157.2	140	42	7

1st Half	4.34	9-3-0	19	116	132	56	15
----------	------	-------	----	-----	-----	----	----

Most Strikeouts—6	Win Streak—7	Loss Streak—3
-------------------	--------------	---------------

Most Strikeouts—6							Win Streak—7				Loss Streak—3									
1982							JOHN FLINN							LIFETIME						
Total	ERA	W-L-SV	G	IP	H	R	ER	HR	SO	ERA	W-L-SV	G	IP	H	R	ER	HR			
Bal.	1.32	2-0-0	5	13.2	13	3	2	1	13	4.17	5-2-2	42	69	70	32	7	0			
Away	1.17	1-0-0	3	7.2	9	2	1	0	8	3.71	1-0-0	12	17	22	7	0	0			
vs.	1.50	1-0-0	2	6	4	1	1	1	5	4.33	4-2-2	30	52	48	25	7	0			
Bos.	—	—	—	—	—	—	—	—	—	3.86	1-0-0	4	9.1	5	4	2	0			
Cal.	—	—	—	—	—	—	—	—	—	0.00	0-0-1	4	9.1	5	3	0	0			
Chi.	—	—	—	—	—	—	—	—	—	18.00	0-0-0	1	1	3	2	0	0			
Cle.	—	—	—	—	—	—	—	—	—	0.00	0-0-0	2	1.1	2	0	0	0			
Det.	2.70	1-0-0	3	6.2	6	3	2	1	6	1.80	1-0-1	7	10	7	2	1	0			
K.C.	—	—	—	—	—	—	—	—	—	9.00	0-0-0	3	3	5	3	1	0			
Mil.	—	—	—	—	—	—	—	—	—	0.00	0-0-0	1	0.1	1	0	0	0			
Min.	—	—	—	—	—	—	—	—	—	6.75	1-1-0	7	10.2	9	8	1	0			
N.Y.	0.00	1-0-0	2	7	7	0	0	0	7	9.00	1-1-0	4	12	15	4	1	0			
Oak.	—	—	—	—	—	—	—	—	—	0.00	0-0-0	1	2.2	2	0	0	0			
Sea.	—	—	—	—	—	—	—	—	—	9.00	0-0-0	2	3	3	3	1	0			
Tex.	—	—	—	—	—	—	—	—	—	0.00	1-0-0	4	4	6	0	0	0			
Tor.	—	—	—	—	—	—	—	—	—	7.71	0-0-0	1	4.2	7	4	1	0			



## ORIOLES INDIVIDUAL PITCHING

1982 and Lifetime																	
		DENNIS MARTINEZ								LIFETIME							
		1982				IP H ER HR				W-L-SH G				IP H ER HR			
Total		ERA	W-L-SH	G	IP	H	ER	HR	MA	W-L-SH	G	IP	H	ER	HR		
		4.21	16-12-2	40	252	262	118	30	3.75	82-57-9	216	1294	1254	539	119		
	Bal.	4.79	10-4-0	23	135.1	151	72	20	4.30	45-26-7	105	679.1	634	249	59		
	Away	3.55	6-8-2	17	116.1	112	46	10	3.25	37-31-2	111	614.2	620	290	52		
vs.	Bos.	4.44	2-1-0	4	24.1	25	12	3	4.38	9-12-0	25	168.2	156	82	14		
	Cal.	6.11	1-2-0	3	17.2	21	12	3	3.10	8-6-1	18	127.2	102	44	7		
	Chi.	3.09	1-2-0	3	23.1	29	8	1	3.53	5-5-1	14	74	84	29	5		
	Cle.	3.58	1-3-1	4	27.2	22	11	3	4.18	7-5-1	19	107.2	120	50	12		
	Det.	1.00	1-0-0	1	9	7	1	0	3.21	6-4-1	14	92.2	91	33	3		
	K.C.	10.45	0-1-0	3	10	18	12	3	3.53	4-4-1	17	94.1	106	37	9		
	Mil.	4.15	2-0-0	4	21.2	24	10	4	4.58	9-4-0	22	118	125	57	16		
	Min.	6.39	0-0-0	3	12.2	20	8	2	4.08	3-2-0	16	72.2	86	41	10		
	N.Y.	6.97	1-0-0	2	10	13	8	2	3.97	6-6-0	16	88.1	76	39	13		
	Oak.	5.40	1-1-0	3	16.2	15	10	3	3.14	6-1-1	11	71.2	61	25	5		
	Sea.	3.32	1-1-0	3	19.0	18	7	2	3.70	10-3-1	16	99.2	98	41	7		
	Tex.	4.02	2-1-0	4	31.1	33	14	4	4.34	5-3-0	15	91.1	101	44	8		
	Tor.	1.29	3-0-1	3	28	17	4	0	1.75	8-2-2	13	87.2	58	17	2		
1st Half		3.77	9-6-2	21	138.1	134	58	13									
2nd Half		4.75	7-6-0	19	113.2	128	60	17									
Most Strikeouts—6		Win Strike—4				Loss Strike—3											

		1982					TIPPY MARTINEZ					LIFETIME				
		ERA	W-L-SV	G	IP	H	ER	HR	ERA	W-L-SV	G	IP	H	ER	HR	
Total		3.41	8-16-6	76	95	81	36	6	3.16	39-25-72	360	552	472	194	24	
	Bal.	2.61	4-2-9	37	51.2	39	15	2	2.56	22-9-30	143	231.2	193	66	7	
	Away	4.36	4-6-7	39	43.1	42	21	4	3.60	17-16-42	217	319.1	279	128	17	
vs.	Bos.	5.59	1-0-0	7	9.2	7	6	1	4.05	3-1-2	28	46.2	52	21	3	
	Cal.	2.92	0-1-4	8	12.1	7	4	1	2.30	0-2-9	26	47	28	12	2	
	Chi.	8.10	1-2-2	7	6.2	6	6	1	3.88	4-3-34	34	48.2	51	21	2	
	Cle.	6.23	0-1-0	7	8.2	11	6	0	2.95	1-2-4	30	39.2	35	13	0	
	Det.	4.50	0-1-0	5	6	7	3	2	3.53	4-4-8	38	66.1	56	26	8	
	K.C.	9.00	1-1-0	4	3	4	3	0	4.83	3-2-3	19	31.2	35	17	3	
	Mil.	2.70	0-1-1	6	10	6	3	0	5.04	2-3-5	23	25	22	14	0	
	Min.	0.00	0-0-0	2	0.1	1	0	0	3.12	1-1-5	24	34.2	30	12	0	
	N.Y.	0.00	2-0-5	9	14.1	10	0	0	2.44	8-5-7	43	59	50	16	4	
	Oak.	3.38	1-1-1	7	8	6	3	0	1.97	4-2-6	26	50	30	11	0	
	Sea.	0.00	1-0-0	3	4.1	3	0	0	1.7	2-0-4	18	26.1	18	4	0	
	Tex.	1.69	1-0-1	5	5.1	6	1	1	2.11	5-0-6	23	42.2	24	10	3	
	Tor.	1.42	0-0-2	6	6.1	7	1	0	5.47	2-0-5	23	26.1	35	16	0	
1st Half		3.80	3-4-8	40	45	41	19	2								
2nd Half		3.06	5-4-8	36	50	40	17	4								
Most Strikeouts—6		Win Streak—4				Loss Streak—3										

[illegible][illegible]

### ORIOLES INDIVIDUAL PITCHING

1982 and Lifetime																
SAMMY STEWART																
LIFETIME																
1982																
		ERA	W-L	SV	IP	H	ER	HR	ERA	W-L	SV	G	IP	H	ER	HR
Total		4.14	10-9-5	39	139	140	64	9	3.43	30-30-13	134	499	438	190	37	
	Bal.	3.57	7-4-3	20	70	62	28	6	3.33	18-15-5	63	256	201	95	25	
	Away	4.74	3-5-2	19	68.1	78	36	3	3.53	12-15-8	71	242.1	237	95	12	
vs.	Bos.	4.91	0-0-1	4	14.2	17	8	2	2.55	2-0-2	13	49.1	43	14	4	
	Cal.	4.63	1-0-0	2	11.2	10	6	1	3.22	3-0-1	9	36.1	30	13	3	
	Chi.	2.70	1-0-0	2	6.2	8	2	0	5.50	2-4-1	14	52	59	26	4	
	Cle.	4.32	1-1-0	5	8.1	7	4	0	4.33	2-3-0	12	27	27	16	0	
	Det.	7.71	1-2-0	3	7	9	6	1	2.19	5-4-2	16	65.2	48	16	3	
	K.C.	3.38	1-2-0	4	18.2	19	7	1	2.09	2-3-1	11	51.2	37	12	4	
	Mil.	3.75	1-0-0	3	8	9	6	1	4.15	3-3-1	11	47.2	36	22	2	
	Min.	3.29	1-0-0	3	13.2	11	5	0	3.08	3-0-1	7	26.1	23	9	1	
	N.Y.	2.64	0-0-2	2	6.1	5	2	1	4.44	1-3-2	10	26.1	21	13	6	
	Oak.	2.81	0-0-0	2	11.2	10	3	0	3.60	2-3-0	10	35	34	14	2	
	Sea.	2.34	2-1-1	4	12.2	13	4	0	3.60	3-3-1	8	30	28	12	1	
	Tex.	4.41	1-2-1	4	16.1	17	8	2	3.92	1-3-1	9	39	35	17	3	
	Tor.	8.10	0-1-0	1	3.1	5	3	0	4.26	1-1-0	4	12.2	17	6	0	
1st Half		4.54	5-5-1	18	69.1	76	35	4								
2nd Half		3.75	5-4-4	21	69.2	64	29	5								
Starter		5.40	3-5-0	12	63.1	78	38	6								
Reliever		3.09	7-4-5	27	75.2	62	26	3								

Most Strikeouts—7		Win Streak—2		Loss Streak—2												
		1982					TIM STODDARD					LIFETIME				
		ERA	W-L-SV	G	IP	H	HR	ERA	W-L-SV	G	IP	H	HR			
Total		4.02	3-4-12	50	56	53	25	4	3.13	15-11-48	183	256	231	89		
	Bal.	2.42	1-1-6	20	22	19	6	3	3.39	5-5-23	82	109	100	41		
	Away	5.08	2-3-6	30	33.2	34	19	1	2.95	10-6-25	101	146.2	131	48		
vs.	Bos.	16.20	0-0-1	3	1.2	3	3	0	4.29	2-1-4	15	21	23	10		
	Cal.	8.10	0-0-1	3	1.3	5	3	0	4.42	2-0-2	13	18.1	16	9		
	Chi.	7.71	0-0-1	4	2.1	3	2	0	3.09	1-0-3	16	23.1	21	8		
	Cle.	1.23	0-0-1	4	7.1	5	1	0	2.13	1-0-5	14	25.1	25	6		
	Det.	0.00	0-0-2	3	5	1	0	0	1.93	1-1-5	17	18.2	15	3		
	K.C.	0.00	1-0-0	3	2.2	2	0	0	1.53	1-1-4	12	17.2	22	9		
	Mil.	2.25	0-0-0	4	4	1	1	0	2.38	1-1-2	17	34	22	3		
	Min.	3.68	1-1-1	6	7.1	8	3	0	2.37	1-1-5	14	19	16	5		
	N.Y.	0.00	0-0-1	3	1.2	2	0	0	2.37	1-1-5	15	19	16	5		
	Oak.	9.00	0-1-2	5	6	6	6	1	3.65	1-2-5	16	24.2	17	10		
	Sea.	3.38	0-1-1	4	5.1	6	2	1	4.86	2-2-1	12	16.2	16	9		
	Tex.	4.50	1-0-1	3	4	5	2	2	7.00	1-0-4	10	9	12	7		
	Tor.	3.38	0-1-1	4	5.1	6	2	0	3.72	0-1-3	12	9.2	15	4		
1st Half		3.57	1-3-9	33	40.1	36	16	3								
2nd Half		5.17	2-1-3	17	15.2	17	9	1								
Starter		—	—	—	—	—	—	—								
Reliever		4.02	3-4-12	50	56	53	25	4								

### LEADING OPPOSING PITCHERS—1982

Pitcher	Club	ERA	W-L-S	G	GS	IP	H	R-ER	BB	SO	HR
Sutcliffe	Cle.	0.00	3-0	3	3	24	11	2.0	14	16	0
Rucker	Det.	0.00	2-0	3	0	10.1	7	0.0	2	3	0
Felton	Min.	0.71	0-0-1	4	0	12.2	5	2.1	7	11	0
Frost	K.C.	0.87	3-0	4	2	10.1	7	1-1	7	8	0
Quisenberry	K.C.	0.87	0-1-4	6	0	10.1	8	3-1	2	2	1
Frazier	N.Y.	1.46	0-0-0	6	0	12.1	7	2-2	2	7	1
Lear	Bos.	1.46	1-1-1	4	0	12.1	8	5-2	9	11	2
Tudor	Bos.	1.48	3-0	3	3	24.1	17	4-4	2	14	2
Butcher	Tex.	1.64	0-0	1	1	11	5	2-2	4	3	1
Trout	Chi.	1.69	0-1	2	1	10.2	3	2-2	3	6	1
Hood	K.C.	1.69	1-0	2	1	10-2	10	2-2	2	2	1

**Wins:** 3—Beard (Oak.); Frost (K.C.); Hoyt (Chi.); Sutcliffe (Cle.); Tudor (Bos.).  
**Losses:** 4—Morgan (N.Y.); 3—Caldwell (Phi.); Keough (Oak.).  
**Saves:** 4—Quisenberry (K.C.); 2—Barojas (Chi.).  
**Games:** 7—Beard (Oak.); Comer (Tex.); Hassler (Cal.).  
**Innings:** 29.2—Burns (Chi.); 28.2—Eckersley (Bos.).  
**Complete Games:** 3—Leal (Tor.); 2—Keough (Oak.); Tanana (Tex.); Tudor (Bos.).  
**Walks:** 17—Morris (Det.); 16—Moore (Sea.).  
**Strikeouts:** 20—Eckersley (Bos.); 19—Moore (Sea.), Morris (Det.).  
**Home Runs:** 7—Leonard (K.C.); 5—K. Forsch (Cal.).

## OPPOSING PITCHERS RECORDS

Pitcher	1982 Club	1982 W-L-S	vs. Orioles				Lifetime Record	
			G	1982 GS	1982 W-L-S	Career W-L-S	Amer. Lg.	Majors W-L-S
Aase	Cal.	3-3-4	4	0	1-1-1	1-6-0	41-40-19	108-101-3
Abbott	Sea.	—	—	—	—	4-5-0	52-75-0	
Alexander	N.Y.	1-0-0	1	0	0-0-0	4-4-0	77-77-3	
Andersen, L.	Sea.	0-7-1	5	0	0-0-0	1-0-0	4-6-6	
Anderson, B.	Cle.	3-4-0	2	1	1-1-0	1-1-0	3-4-0	
Aponte	Bos.	2-2-3	2	0	0-0-1	0-0-1	3-2-4	5-7-0
Armstrong	K.C.	5-5-6	4	0	0-1-1	0-1-1	5-5-6	
*Augustine	Mil.	1-3-0	2	0	0-0-0	4-9-0	52-56-9	
Bahnen	Cal.	0-1-0	2	0	0-1-0	5-15-0	125-127-0	141-149-0
*Bannister	Sea.	12-13-0	1	1	1-0-0	3-2-0	40-50-0	51-68-0
Barker	Cle.	15-11-0	2	2	1-0-0	3-7-0	54-42-5	
Barrios	Chi.	6-6-21	3	0	0-2-2	0-0-2	6-6-21	

(Continued on page 28)

# OPPOSING PITCHERS RECORDS

Pitcher	1982 Club	1982 W-L-S	vs. Orioles				Lifetime Record	
			1982 G	1982 GS	1982 W-L-S	Career W-L-S	Amer. Lg. W-L-S	Majors W-L-S
Beard	Oak	10-9-11	7	0	3-0-1	3-0-2	11-11-15	
Beattie	Sea.	8-12-0	2	2	0-2-0	1-5-0	25-44-0	
*Black	K.C.	4-6-0	2	1	0-0-0	0-0-0	4-6-0	
*Blue	K.C.	13-12-0	2	2	1-1-0	10-8-0	137-98-0	191-138-0
Blyleven	Cle.	2-2-0	—	—	—	—	10-9-0	
Bombback	Tor.	1-5-0	7	0	0-0-0	1-1-0	6-10-0	16-18-0
Botelho	K.C.	2-1-0	2	1	1-0-0	1-0-0	2-1-0	
*Burgmeier	Bos.	7-0-2	3	0	1-0-0	3-3-0	70-48-95	
*Burns	Chi.	13-5-0	4	4	2-0-0	3-2-0	38-26-0	
Butcher	Tex.	1-5-1	1	1	0-0-0	0-0-0	5-10-1	
*Caldwell	Mil.	17-13-0	3	3	0-3-0	3-8-0	84-56-2	119-106-18
Castillo	Min.	13-11-0	3	2	2-1-0	2-1-0	13-11-0	25-25-18
Castro	K.C.	3-2-1	2	0	1-0-0	2-3-0	29-26-45	
Caudill	Sea.	12-9-26	4	0	2-0-1	2-0-1	12-9-26	18-27-26
Clancy	Tor.	16-14-0	3	3	0-2-0	3-8-0	51-70-0	
Clear	Bos.	14-9-14	4	0	1-1-1	2-1-1	44-28-46	
Comer	Tex.	1-6-6	7	1	1-1-0	4-2-0	39-29-13	
Corbett	Min.-Cal.	1-9-11	2	0	0-1-0	0-3-1	11-21-51	
Crawford	Bos.	1-0-0	—	—	—	—	3-5-0	
Darwin	Tex.	10-8-7	4	0	0-0-0	3-0-0	37-25-15	
Davis	Min.	3-9-22	5	0	1-1-1	4-2-1	30-19-44	
Denny	Cle.	6-11-0	3	3	1-1-0	3-1-0	24-23-0	75-71-0
Dotson	Chi.	11-15-0	3	3	1-1-0	5-2-0	34-33-0	
Eckersley	Bos.	13-13-0	4	4	2-0-0	9-7-0	111-85-3	
Eichhorn	Tor.	0-3-0	1	1	0-1-0	0-1-0	0-3-0	
Erickson	Min.-N.Y.	8-8-1	2	1	0-0-0	0-5-0	35-52-1	
Felton	Min.	0-13-3	4	0	0-0-1	0-0-1	0-16-3	
*Filson	Min.	0-2-0	1	1	0-1-0	0-1-0	0-2-0	
Fingers	Mil.	5-6-29	1	0	1-0-0	8-5-0	78-70-173	112-110-301
Forsch, K.	Cal.	13-11-0	4	4	0-1-0	1-2-0	24-18-0	102-99-0
Frazier	N.Y.	4-4-1	6	0	0-0-0	0-0-0	4-5-4	7-16-7
Frost	K.C.	6-6-0	4	2	3-0-0	5-5-0	33-37-1	
*Garvin	Tor.	1-1-0	3	0	0-0-0	1-3-0	20-41-8	
*Gleaton	Sea.	0-0-0	—	—	—	—	4-8-0	
*Glynn	Cle.	5-2-4	3	0	0-1-1	1-1-1	8-8-4	12-15-12
Goltz	Cal.	8-5-3	1	1	1-0-0	9-6-0	104-84-6	113-103-8
Gossage	N.Y.	4-5-30	2	0	0-1-0	6-5-6	57-57-158	68-68-184
Gott	Tor.	5-10-0	3	3	1-2-0	1-2-0	5-10-0	
*Guidry	N.Y.	14-8-0	2	2	0-1-0	5-6-0	101-42-4	
*Gura	K.C.	18-12-0	2	2	1-0-0	10-5-0	100-60-11	103-67-13
Haas	Mil.	11-8-1	3	2	0-2-0	4-7-0	61-57-2	
*Hassler	Cal.	2-1-4	7	0	0-1-1	3-4-0	39-60-21	43-65-25
*Havens	Min.	10-14-0	1	1	1-0-0	1-0-0	13-20-0	
*Heaton	Cle.	0-2-0	2	1	0-0-0	0-0-0	0-2-0	
*Hickey	Chi.	4-4-6	4	0	1-2-0	1-2-0	4-6-9	
*Honeycutt	Tex.	5-17-0	2	1	0-1-0	0-5-0	42-64-0	
*Hood	K.C.	4-0-1	2	1	1-0-0	1-2-0		
Hough	Tex.	16-13-0	1	1	0-0-0	0-1-0	22-16-1	69-62-61
Howell	N.Y.	2-3-0	2	2	1-0-0	1-0-0	2-3-0	4-3-0
Hoyt	Chi.	19-15-0	5	1	3-0-0	3-2-0	37-21-10	
*Jackson, D.	Min.	0-5-0	—	—	—	—	20-27-1	
*Jackson, R. L.	Tor.	8-8-6	4	0	0-0-1	0-0-1	9-10-13	11-19-13
*John	N.Y.	14-12-0	1	1	0-0-0	14-12-0	150-129-3	237-171-4
Jones, J.	Oak	3-1-0	—	—	—	—	8-5-8	
Keough	Oak	11-18-0	3	3	0-3-0	1-8-0	48-72-0	
Kern	Chi.	2-1-2	—	—	—	—	48-49-85	51-54-87
Kingman	Oak	4-12-1	2	2	0-2-0	0-4-0	23-45-1	
Kison	Cal.	10-5-1	2	1	1-0-1	2-1-0	14-12-1	95-75-7
*Koosman	Chi.	11-7-3	3	2	0-1-1	0-5-0	51-46-10	191-183-15
Lamp	Chi.	11-8-5	3	1	0-0-1	0-0-1	18-14-5	46-55-5
Langford	Oak	11-16-0	3	2	0-1-0	6-9-0	69-86-0	69-87-0
*LaRoche	N.Y.	4-2-0	4	0	1-0-0	3-4-0	56-51-117	65-58-126
Leal	Tor.	12-15-0	3	3	1-2-0	1-5-0	22-32-1	
Leonard	K.C.	10-6-0	3	3	0-1-0	7-7-0	130-90-1	
*Lerch	Mil.	8-7-0	1	1	0-1-0	1-1-0	15-16-0	52-57-1
Lopez	Det.	3-1-3	3	0	0-0-0	4-0-0	35-16-48	
*Lyle	Chi.	0-0-1	—	—	—	—	87-67-232	99-76-238
*Matlack	Tex.	7-7-1	4	2	1-2-0	3-2-0	41-41-3	123-122-3
*May, R.	N.Y.	6-6-3	2	0	0-1-0	3-14-0	133-138-12	151-151-12
McCatty	Oak	6-3-0	2	2	0-0-0	4-2-0	45-36-0	
*McClure	Mil.	12-7-0	4	2	1-0-0	2-2-0	27-24-30	
McLaughlin, B.	Oak	0-4-0	3	0	0-0-0	1-2-0	0-4-0	10-20-0
McLaughlin, J.	Tor.	8-6-8	3	0	1-1-0	2-1-0	15-20-22	20-23-27
Medich	Tex.-Mil.	12-15-0	2	2	0-2-0	4-6-0	116-93-2	124-105-2
*Mirabella	Tex.	1-1-3	2	0	0-0-1	0-3-0	9-19-4	
Moore	Sea.	7-14-0	4	4	1-2-0	1-2-0	7-14-0	
*Moreno	Cal.	3-7-1	2	2	0-2-0	0-2-0	4-10-1	
Morgan	N.Y.	7-11-0	4	4	0-4-0	0-6-0	9-24-0	
Morris	Det.	17-16-0	4	4	0-2-0	5-4-0	68-51-0	
Nelson	Sea.	6-9-0	3	3	1-1-0	2-2-0	9-10-0	
Norris	Oak	7-11-0	2	2	1-0-0	3-3-0	53-54-0	
*O'Connor	Min.	8-9-0	2	2	0-2-0	0-3-0	11-11-0	
*Ojeda	Bos.	4-6-0	2	2	1-1-0	1-1-0	11-9-0	
*Owchinko	Oak	2-4-3	4	0	0-1-0	0-4-0	8-16-5	33-55-5
Perry	Sea.	10-12-0	2	2	0-2-0	13-16-0	132-116-0	307-251-0
Petry	Det.	15-9-0	4	4	1-1-0	3-5-0	41-32-0	
Quisenberry	K.C.	9-7-35	6	0	0-1-4	1-1-6	25-20-91	
Rainey	Bos.	7-5-0	2	2	0-1-0	1-2-0	23-14-0	
Rawley	N.Y.	11-10-3	5	1	0-2-0	1-3-0	31-41-39	
Redfern	Min.	5-11-0	4	1	0-2-0	3-4-0	42-48-3	
Renko	Cal.	11-6-0	4	3	2-0-0	5-3-0	50-40-1	128-135-5

(Continued on page 29)

# OPPOSING PITCHERS RECORDS

Pitcher	1982 Club	1982 W-L-S	vs. Orioles				Lifetime Record	
			1982 G	1982 GS	1982 W-L-S	Career W-L-S	Amer. Lg. W-L-S	Majors W-L-S
Righetti	N.Y.	11-10-1	2	2	0-2-0	2-2-0	19-15-1	
Rozema	Det.	3-0-1	—	—	—	1-3-0	42-37-8	
*Rucker	Det.	5-6-0	3	0	2-0-0	2-0-0	5-6-0	
*Saucier	Det.	3-1-5	2	0	0-0-0	0-1-2	7-3-18	15-11-19
Schmidt	Tex.	4-6-6	3	1	0-1-0	0-2-0	4-7-7	
Slaton	Mil.	10-6-6	4	0	0-0-1	9-11-0	120-126-6	
Smithson	Tex.	3-4-0	1	1	0-1-0	0-1-0	3-4-0	
Sorensen	Cle.	10-15-0	2	2	1-1-0	6-5-0	62-61-2	69-68-3
Spillner	Cle.	12-10-21	3	0	0-1-1	2-2-0	44-31-32	68-72-39
*Splittorff	K.C.	10-10-0	1	0	0-0-0	9-7-0	152-132-1	
Stanley	Bos.	12-7-14	4	0	1-1-1	6-4-4	71-44-42	
Stanton	Sea.	2-4-7	5	0	0-0-0	0-1-0	6-12-14	
Stieb	Tor.	17-14-0	3	3	0-2-0	1-6-0	48-47-0	
Sutcliffe	Cle.	14-8-1	3	3	3-0-0	3-0-0	14-8-1	
Sutton	Mil.	4-1-0	2	0	2-0-0	2-0-0	4-1-0	36-29-6
*Tanana	Tex.	7-18-0	3	3	1-2-0	11-7-0	113-106-0	
Tiant	Cal.	2-2-0	—	—	—	21-22-0	227-167-0	229-172-0
Tobik	Det.	4-9-9	4	0	1-1-0	2-2-0	10-16-13	
Torrez	Bos.	9-9-0	2	2	0-0-0	5-9-0	113-88-0	174-138-0
*Trout	Chi.	6-9-0	2	1	0-1-0	1-6-0	37-40-4	
*Tudor	Bos.	13-10-0	3	3	3-0-0	4-1-0	26-20-1	
Ujdur	Det.	10-10-0	3	3	1-1-0	1-1-0	11-10-0	
*Underwood, P.	Det.	4-6-3	3	0	0-1-0	0-1-0	13-18-8	
*Underwood, T.	Oak	10-6-7	5	1	1-0-0	6-6-0	42-51-10	76-80-13
*Vandeberg	Sea.	9-4-5	6	0	0-0-1	0-0-1	9-4-5	
Viola	Min.	4-10-0	3	3	0-0-0	0-0-0		
Vuckovich	Mil.	18-6-0	3	3	0-2-0	4-3-0	46-22-8	85-53-10
*Waits	Cle.	2-13-0	1	1	0-1-0	6-8-0	74-83-4	
Wilcox	Det.	12-10-0	2	2	1-1-0	2-10-0	90-84-5	
Williams	Min.	9-7-0	2	2	0-1-0	0-1-0	21-19-1	
Witt	Cal.	8-6-0	1	1	0-0-0	1-2-0	16-15-0	
*Zahn	Cal.	18-8-0	—	—	—	1-8-0	81-72-0	87-86-1

1982 Totals 68-94-25  
\*—Left-handed Pitchers

# LEADING OPPOSING HITTERS—1982

(20 or more at bats)

Batter	Club	Avg.	AB	H	HR	RBI	Batter	Club	Avg.	AB	H	HR	RBI
Henderson, D.	Sea.	.565	23	13	2	6	Randolph	N.Y.	.385	52	20	1	4
LeFlore	Chi.	.500	30	15	0	2	Lemon	Det.	.383	47	18	3	7
Whitt	Tor.	.476	21	10	0	3	Hayes	Cle.	.380	50	19	3	18
Whitaker	Det.	.458	24	11	1	2	Meyer	Oak	.370	27	10	1	9
Law, R.	Chi.	.407	27	11	0	4	Wilson, W.	K.C.	.368	38	14	0	0

Hits: 20... Randolph (N.Y.); 19... Evans (Bos.); Hayes (Cle.); Molitor (Mil.)  
Runs: 13... Evans (Bos.); 12... Oglivie (Mil.)  
Doubles: 6... Evans (Bos.)  
Triples: 2... Morrison (Chi.); Yount (Mil.)  
Home Runs: 7... Yount (Mil.); 6... Smalley (Min.-N.Y.); 5... Winfield (N.Y.); Armas (Oak.)  
RBI: 18... Hayes (Cle.); 15... Yount (Mil.); 13... Baylor (Cal.)  
BB: 12... Henderson, R. (Oak.); 9... Rice (Bos.)  
SO: 13... Armas (Oak.); 12... Grich (Cal.)  
SB: 13... Henderson, R. (Oak.); 5... Bannister (Cle.)  
CS: 5... Henderson, R. (Oak.)  
Slugging: .882 (30-for-34)—Smalley (Min.-N.Y.); .800 (44-for-55)—Yount (Mil.)  
On-base Pct.: .615 (16-for-26)—Henderson, D. (Sea.); .536 (15-for-28)—Whitaker (Det.)

# OPPOSING BATTERS RECORDS—1982

Player	1982 Club	Pct.	AB	H	HR	RBI	Player	1982 Club	Pct.	AB	H	HR	RBI
*Adams	Tor.	.077	13	1	0	2	Cabell	Det.	.239	46	11	0	8
*Aikens	K.C.	.231	26	6	1	6	*Carew	Cal.	.219	32	7	0	3
Allenson	Bos.	.233	30	7	0	0	*Castillo, M.	Sea.	.333	36	12	0	3
Almon	Chi.	.200	15	3	0	0	Castino	Min.	.235	34	8	1	3
Armas	Oak.	.234	47	11	5	9	Cerone	N.Y.	.125	16	2	0	0
*Baines	Chi.	.188	48	9	0	6	*Collins	N.Y.	.207	29	6	0	0
Balboni	N.Y.	.267	15	4	0	0	*Cooper	Mil.	.180	50	9	1	3
*Bando	Cle.	.389	18	7	0	1	Cowens	Sea.	.238	42	10	0	4
Bannister	Cle.	.264	53	14	0	7	*Cruz, J.	Sea.	.250	36	9	0	2
Barfield	Tor.	.280	25	7	0	1	Cruz, T.	Sea.	.163	43	7	0	4
*Bass, R.	Tex.	.095	21	2	1	2	DeCinces	Cal.	.333	42	14	1	3
Baylor	Cal.	.340	47	16	4	13	Dent	N.Y.-Tex.	.107	28	3	0	6
Bell	Tex.	.341	41	14	1	4	Downing	Cal.	.220	41	9	0	2
Bernquez	Cal.	.444	18	8	0	0	Edler	Sea.	.200	10	2	0	3
*Bernazard	Chi.	.170	47	8	0	3	*Edwards, M.	Mil.	.353	6	1	0	3
*Bochte	Sea.	.319	47	15	0	8	*Eisenreich	Min.	.500	2	1	0	1
*Boggs	Bos.	.318	22	7	0	1	Engle	Min.	.214	14	3	0	2
Bonnell	Tor.	.256	39	10	1	2	Evans	Sea.	.286	7	2	0	1
Boone	Cal.	.205	39	8	1	5	Evans, D.	Bos.	.339	56	19	4	12
*Bosley	Sea.	.063	16	1	0	0	Evans, B.	N.Y.	.125	8	1	0	0
*Brett	K.C.	.267	40	12	4	6	Faedo	Min.	.067	15	1	0	0
Brooks	Det.	.275	40	11	0	8	Ferguson	Min.	.147	12	5	1	2
Brouhard	Mil.	.167	6	1	0	0	Fischlin	Cle.	.270	37	10	0	4
*Brown, B.	Sea.	.313	32	10	0	0	Fisk	Chi.	.273	33	9	0	1
Brunansky	Min.	.265	45	12	2	9	Floyd	Tex.	.375	16	6	0	2
Bulling	Sea.	.125	16	2	0	0	*Flynn	Chi.	.167	6	1	0	0
Burroughs	Min.	.227	22	5	0	2	Foli	Cal.	.293	41	12	0	7
Butera	Oak	.368	19	7	0	2							

(Continued on page 30)



# OPPOSING BATTERS RECORDS—1982

Player	1982 Club	Pct.	AB	H	HR	RBI	Player	1982 Club	Pct.	AB	H	HR	RBI
*Gaetti	Min.	.306	36	11	3	5	*Murphy	Oak.	.268	41	11	3	9
*Gamble	N.Y.	.222	9	2	0	0	Nahorodny	Chi.	.400	5	2	1	1
*Gantner	Mil.	.278	36	10	0	7	*Nettles	N.Y.	.189	37	7	0	2
Garcia, D.	Tor.	.250	40	10	0	4	Newman	Oak.	.273	11	3	0	0
*Gedman	Bos.	.231	13	3	0	3	Nichols	Bos.	.267	15	4	0	3
*Geronimo	K.C.	.111	9	1	0	2	Nordhagen	Tor.	.455	11	5	0	2
*Gibson	Det.	.150	20	3	1	2	Nyman	Chi.	.143	7	1	0	0
Gray	Sea.	.125	8	1	0	0	*Ogilvie	Mil.	.269	52	14	3	7
*Grich	Cal.	.250	48	12	1	6	Otis	K.C.	.278	36	10	0	8
*Griffey	N.Y.	.208	53	11	1	4	Paciorek	Chi.	.240	25	6	0	2
*Griffin	Tor.	.125	40	5	0	4	*Pagel	Cle.	.000	2	0	0	0
*Gross	Oak.	.227	22	5	1	1	Pamish, Lan.	Det.	.267	45	12	4	9
*Grubb	Tex.	.206	34	7	1	3	Pamish, Lar.	Tex.	.353	34	12	2	3
*Hairston	Chi.	.333	6	2	1	2	*Perconte	Cle.	.316	19	6	0	2
*Hammond	K.C.	.294	17	5	0	1	Perez	Bos.	.211	19	4	0	3
Hargrove	Cle.	.180	50	9	0	0	*Phillips	Oak.	.333	6	2	0	0
Harrah	Cle.	.220	50	11	0	3	Picciolo	Oak-Mil.	.222	9	2	0	1
*Hassey	Cle.	.227	22	5	0	2	Piniella	N.Y.	.321	28	9	0	3
Hatcher	Min.	.357	28	10	0	4	*Poquette	K.C.	.333	6	2	0	0
*Hayes	Cle.	.380	50	19	3	18	*Powell, H.	Tor.	.292	24	7	0	2
Heath, M.	Oak.	.250	28	7	0	2	Pryor	K.C.	.250	4	1	0	0
*Hebner	Det.	.273	11	3	0	0	Randolph	N.Y.	.385	52	20	1	4
Henderson, D.	Sea.	.565	23	13	2	6	*Remy	Bos.	.186	43	8	0	3
Henderson, R.	Oak.	.273	44	12	2	2	*Revering	N.Y.-Tor.	.273	11	3	1	6
Herndon	Det.	.294	51	15	3	8	Sea.						
Hobson	N.Y.	.250	4	1	0	0	Rice	Bos.	.313	48	15	3	10
Hoffman	Bos.	.282	39	11	1	5	Richardt	Tex.	.263	38	10	0	2
Hostettler	Tex.	.237	38	9	1	3	Roberts, L.	Tex.-Tor.	.286	14	4	1	3
*Howell, R.	Mil.	.167	24	4	0	5	Robertson, A.	N.Y.	.200	25	5	1	1
*Hrbeek	Min.	.270	37	10	0	4	Rodriguez, A.	Chi.	.227	22	5	0	3
Iorg, G.	Tor.	.220	41	9	0	2	Romero	Mil.	.111	9	1	0	0
Ivlie	Det.	.412	17	7	4	5	Rudi	Oak.	.077	13	1	0	0
Jackson, Re.	Cal.	.333	39	13	4	10	Sample	Tex.	.250	36	9	2	2
Jackson, Ro.	Cal.	.400	15	6	0	2	Sexton	Oak.	.333	3	1	0	0
Johnson, A.	Tor.	.455	11	5	2	8	*Simmons	Mil.	.163	43	7	2	4
Johnson, C.	Oak.	.207	29	6	1	6	*Simpson, J.	Sea.	.250	4	1	0	0
*Johnson, H.	Det.	.350	20	7	1	3	*Skube	Mil.	.500	2	1	0	0
Johnson, L.	Chi.	.200	25	5	1	2	Slaughter	K.C.	.227	22	5	0	0
*Johnson, Ra.	Min.	.222	9	2	0	2	*Smalley	Min.-N.Y.	.353	34	12	6	12
Jones, R.	Det.	.350	20	7	0	2	*Squires	Chi.	.353	17	6	0	4
*Kemp	Chi.	.278	36	10	1	8	Stanley, F.	Oak.	.136	22	3	0	2
Kluttz	Oak.	.105	19	2	0	1	Stapleton	Bos.	.250	48	12	2	4
*Laga	Det.	.364	11	4	1	1	Stein	Tex.	.600	5	3	0	0
Lansford	Bos.	.311	45	14	2	11	*Stroughter	Sea.	.235	17	4	1	3
Laudner	Min.	.100	20	2	0	0	Sundberg	Tex.	.088	34	3	0	2
*Law, R.	Chi.	.407	27	11	0	4	*Sweet	Sea.	.067	15	1	0	0
Law, V.	Chi.	.292	24	7	0	3	Thomas	Mil.	.163	49	8	2	6
*Leach	Det.	.200	20	4	1	2	Thornton	Cle.	.239	46	11	1	6
LeFlore	Chi.	.500	30	15	0	2	*Tolleson	Tex.	.1000	1	1	0	0
Lemon	Det.	.383	47	18	3	7	Trammell	Det.	.122	41	5	0	3
Lopes	Oak.	.279	43	12	3	5	*Upshaw, W.	Tor.	.213	47	10	0	3
Luzinski	Chi.	.326	43	14	2	9	Vega	Min.	.250	20	5	0	4
*Lynn	Cal.	.237	38	9	2	8	Velez	Tor.	.222	9	2	0	1
Malier	Sea.	.200	15	3	0	0	Wagner	Tex.	.286	7	2	0	1
*Manning	Cle.	.234	47	11	1	2	Ward, G.	Min.	.250	40	10	3	5
Martin, J.	K.C.	.290	31	9	2	7	*Washington, R.	Min.	.324	34	11	1	5
Martinez, B.	Tor.	.269	26	7	0	1	*Washington, K.C.	.306	49	15	3	6	
May, L.	K.C.	.154	13	2	0	2	U. L.						
*Mayberry	Tor.-N.Y.	.111	18	2	0	3	K.C.	.286	14	4	0	1	
*Mazzilli	Tex.-N.Y.	.211	19	4	1	3	Wells	Tex.	.125	8	1	0	0
McRae	K.C.	.341	41	14	1	5	Werner	Det.	.458	24	11	1	2
*Meyer	Oak.	.370	27	10	1	9	White	K.C.	.227	44	10	1	6
*Milbourne	N.Y.-Min.	.157	51	8	0	1	*Whitt	Tor.	.476	21	10	0	3
Cle.							Wilson, G.	Det.	.333	12	4	0	1
*Miller, R.	Bos.	.207	29	6	0	1	*Wilson, W.	K.C.	.368	38	14	0	0
*Mitchell	Min.	.286	28	8	0	1	Winfield	N.Y.	.278	54	15	5	9
Molitor	Mil.	.352	54	19	0	3	Wockenfuss	Det.	.500	16	8	2	4
Money	Mil.	.296	27	8	1	4	*Woods, A.	Tor.	.050	20	1	0	0
Moore, C.	Mil.	.244	45	11	0	3	*Wright, G.	Tex.	.239	46	11	0	1
Morrison	Chi.	.375	16	6	1	3	*Wynegar	Min.-N.Y.	.280	25	7	0	3
*Moseby	Tor.	.259	27	7	1	3	*Yastrzemski	Bos.	.200	35	7	1	7
*Mulliniks	Tor.	.179	28	5	0	0	Yount	Mil.	.327	55	18	7	15
*Mumphrey	N.Y.	.296	27	8	1	3	Zisk	Sea.	.379	29	11	2	5
*Murcer	N.Y.	.143	7	1	0	1							

## OPPOSING BATTERS WHO WENT HITLESS vs. O's—1982

Player	Club	AB	Player	Club	AB	Player	Club	AB
*Bush	Min.	4	*Firova	Sea.	4	*Patterson	N.Y.	1
Castillo, C.	Cle.	1	*Foote	N.Y.	2	*Quirk	K.C.	6
Clark	Cal.	7	*Goodwin	Oak.	2	*Randle	Sea.	4
*Craig, R.	Cle.	2	Hill, M.	Chi.	1	Serna	Sea.	1
*DeJohn	Det.	2	Kelleher	Det.-Cal.	2	*Spencer	Oak.	4
*Dilone	Cle.	6	*McKay	Oak.	7	*Turner	Det.	6
Dybzinski	Cle.	6	*Page	Oak.	3	Werth	K.C.	4
*Fahey	Det.	7	*Pagel	Cle.	2	Yost, N.	Mil.	5

NOTE: Anyone not listed above did not bat officially vs. O's in '82.

\*—Left-handed batter S—Switch-hitter

## LIFETIME HOME RUN LEADERS VS. ORIOLES

1. 70\*—Harmon Killebrew ('54-'75)
2. 44—Mickey Mantle ('51-'68)
3. 40—Al Kaline ('53-'74)
4. 39\*—Reggie Jackson ('67-'74)
5. 39—Rocky Colavito ('55-'68)
6. 35—Frank Howard ('65-'73)
7. 33—Carl Yastrzemski ('61-'74)
8. 29—Roy Sievers ('49-'65)
9. 29—Norm Cash ('58-'74)
10. 27—Graig Nettles ('67-'74)

\*Includes 2 each in ALCS.

## 1982 OPPOSING CLUB BATTING

### vs. ORIOLES

Club	Avg.	AB	R	H	HR	R/GM	GMS
BOSTON	.265	442	65	117	13	5.00	13
CALIFORNIA	.283	421	61	119	14	5.08	12
CHICAGO	.280	403	56	113	5	4.67	12
CLEVELAND	.248	440	51	109	6	3.92	13
DETROIT	.285	456	63	130	21	4.85	13
KANSAS CITY	.272	405	51	110	12	4.25	12
MILWAUKEE	.243	469	64	114	16	4.57	12
MINNESOTA	.254	417	47	106	10	3.92	12
NEW YORK	.249	469	49	117	16	3.77	13
OAKLAND	.232	396	51	92	14	4.25	12
SEATTLE	.257	405	43	104	5	3.58	12
TEXAS	.243	415	40	101	10	3.33	12
TORONTO	.240	438	46	105	5	3.54	13
Totals	.258	5577	687	1437	147	4.21	163

## ORIOLES 1982 TEAM BATTING

Season (94-68)	G	Avg.	AB	R	H	HR	R/GM
Balto. (53-28)	163	.266	5557	774	1478	179	4.75
Road (41-40)	82	.262	2668	397	700	87	4.84
vs. Boston (4-9)	13	.241	436	43	105	9	3.31
California (7-5)	12	.286	423	67	121	17	5.58
Chicago (5-7)	12	.244	385	45	94	9	3.75
Cleveland (6-7)	13	.231	441	43	102	5	3.31
Detroit (7-6)	13	.256	434	60	111	13	4.62
Kansas City (4-8)	12	.253	396	50	100	16	4.17
Milwaukee (9-4)	14	.322	504	55	104	20	4.58
Minnesota (8-4)	12	.257	474	46	75	12	5.77
New York (11-2)	13	.274	414	59	106	14	4.92
Oakland (7-5)	12	.256	399	55	102	13	4.58
Seattle (7-5)	12	.299	425	67	127	14	5.58
Texas (9-3)	13	.270	444	69	120	16	5.31
Toronto (10-3)	13	.270	444	69	120	16	5.31

## ORIOLES 1982 INDIVIDUAL BATTING

Season	AYALA						BUMBRY						CROWLEY					
	Avg.	AB	H	HR	RBI		Avg.	AB	H	HR	RBI		Avg.	AB	H	HR	RBI	
Bal.	.305	128	39	6	24		.262	562	147	5	40		.237	93	22	3	17	
Road	.279	61	17	3	15		.252	270	68	4	22		.316	38	12	2	13	
	.328	67	22	3	9		.271	292	79	1	18		.182	55	10	1	4	
vs. Bos.	.455	11	5	0	1		.349	43	15	1	5		.091	11	1	0	0	
Cal.	.500	4	2	0	2		.260	50	13	0	3		.667	3	2	0	0	
Chi.	.000	7	0	0	0		.270	37	10	0	2		.500	2	1	0	0	
Cle.	.143	7	1	0	0		.133	45	6	0	1		.000	6	0	0	1	
Det.	.250	8	2	0	2		.320	50	16	0	3		.167	12	2	0	1	
K.C.	.143	7	1	0	0		.244	41	10	2	3		.286	7	2	1	4	
Mil.	.368	19	7	1	2		.325	40	13	0	2		.667	3	2	0	3	
N.Y.	.294	17	5	2	6		.150	40	11	0	4		.500	12	6	2	4	
M.N.	.412	17	7	2	6		.256	43	11	0	4		.125	8	1	0	2	
Oak.	.429	7	3	0	1		.316	36	12	0	2		.000	8	0	0	0	
Sea.	.000	6	0	0	0		.250	44	11	2	5		.167	6	1	0	0	
Tex.	.267	15	4	0	1		.243	37	9	0	6		.000	1	0	0	0	
Tor.	.667	3	2	1	4		.278	54	15	0	3		.286	14	4	0	2	
1st Half	.317	60	19	2	16		.267	311	83	1	19		.230	61	14	2	9	
2nd Half	.294	68	20	2	8		.255	251	64	4	21		.260	32	8	1	8	
vs. Left	.306	124	38	6	22		.225	120	27	4	11		—	—	—	—	—	
vs. Right	.250	4	1	0	2		.271	442	120	1	29		.236	89	21	3	17	
Pinch Hitter	.375	24	9	2	10		.000	6	0	0	0		.200	35	7	2	10	
Des. Hitter	.359	39	14	1	4		—	—	—	—	—		.226	31	7	0	1	
Longest Hit Streak-4							Longest Hit Streak-11						Longest Hit Streak-4					

# ORIOLES 1982 INDIVIDUAL BATTING

Season	FORD					GULLIVER					LOWENSTEIN				
	Avg.	AB	H	HR	RBI	Avg.	AB	H	HR	RBI	Avg.	AB	H	HR	RBI
Bal.	.235	421	99	10	43	.233	93	3	0	0	.320	322	103	24	66
Road	.203	192	39	5	16	.210	81	17	1	4	.314	153	48	10	34
	.262	229	60	5	27	.188	64	12	0	1	.325	169	55	14	32
vs. Bos.	.172	29	5	0	1	.375	8	3	0	0	.222	27	6	1	3
Cal.	.275	40	11	1	4	.333	9	3	0	0	.368	19	7	2	4
Chi.	.122	41	5	1	1	.182	11	2	0	0	.385	13	5	0	3
Cle.	.125	32	4	0	0	.214	14	3	0	0	.182	33	6	0	3
Det.	.091	22	2	1	2	.091	11	1	0	0	.292	24	7	1	4
K.C.	.265	34	9	2	5	.000	4	0	0	0	.429	14	6	1	4
Mil.	.323	31	10	1	7	.200	15	3	1	1	.360	25	9	1	6
Min.	.111	27	3	0	2	.200	10	2	0	0	.250	20	5	4	4
N.Y.	.483	29	14	1	3	.167	12	2	0	0	.391	23	9	1	5
Oak.	.220	41	9	0	5	.000	7	0	0	0	.385	26	10	5	10
Sea.	.289	38	11	2	7	.500	4	2	0	0	.387	31	12	4	8
Tex.	.389	36	14	1	5	.263	19	5	0	1	.400	25	10	1	3
Tor.	.095	21	2	0	1	.143	21	3	0	3	.262	42	11	3	9
1st Half	.250	268	67	6	33	—	—	—	—	—	.305	151	46	13	33
2nd Half	.209	153	32	4	10	.200	145	29	1	5	.333	171	57	11	33
vs. Left	.261	180	47	7	19	.000	5	0	0	0	.143	7	1	0	1
vs. Right	.216	241	52	3	24	.207	140	29	1	5	.324	315	102	24	65
Pinch Hitter	.235	17	4	1	4	—	—	—	—	—	.294	17	5	1	6
Des. Hitter	—	—	—	—	—	—	—	—	—	—	—	—	—	—	—
Longest Hit Streak-7	—	—	—	—	—	Longest Hit Streak-5	—	—	—	—	Longest Hit Streak-14	—	—	—	—

Season	MURRAY					NOLAN					RIPKEN				
	Avg.	AB	H	HR	RBI	Avg.	AB	H	HR	RBI	Avg.	AB	H	HR	RBI
Bal.	.316	550	174	32	110	.233	219	51	6	35	.264	598	158	28	93
Road	.338	287	97	18	58	.243	107	26	3	16	.246	289	71	11	48
	.293	263	77	14	52	.222	112	25	3	19	.282	309	87	17	45
vs. Bos.	.380	50	19	2	6	.150	20	3	0	3	.152	46	7	1	3
Cal.	.293	41	12	1	8	.091	11	1	1	2	.310	42	13	3	12
Chi.	.511	45	23	2	7	.273	11	3	0	2	.081	37	3	1	4
Cle.	.413	46	19	2	10	.227	22	5	0	3	.271	48	13	2	7
Det.	.212	52	11	3	10	.346	26	9	1	3	.292	48	14	4	10
K.C.	.304	46	14	3	6	.235	17	4	0	2	.159	44	7	2	4
Mil.	.345	55	19	4	12	.438	16	7	2	9	.246	57	14	3	8
Min.	.342	38	13	5	12	.267	15	4	0	1	.326	46	15	2	7
N.Y.	.282	39	11	1	8	.313	16	5	1	3	.286	49	14	4	17
Oak.	.212	33	7	3	8	.118	17	2	0	0	.319	47	15	2	3
Sea.	.114	35	4	0	2	.333	18	6	0	2	.342	38	13	0	2
Tex.	.273	44	12	3	11	.111	9	1	0	0	.306	49	15	3	9
Tor.	.385	26	10	3	10	.048	21	1	1	5	.319	47	15	1	7
1st Half	.306	242	74	13	50	.255	106	27	4	22	.269	297	80	11	47
2nd Half	.325	308	100	19	60	.212	113	24	2	13	.259	301	78	17	47
vs. Left	.370	184	68	11	32	—	—	—	—	—	.284	169	48	12	29
vs. Right	.290	366	106	21	78	.246	207	51	6	34	.256	429	110	16	64
Pinch Hitter	—	—	—	—	—	.167	12	2	1	2	—	—	—	—	—
Des. Hitter	—	—	—	—	—	—	—	—	—	—	—	—	—	—	—
Longest Hit Streak-14	—	—	—	—	—	Longest Hit Streak-8	—	—	—	—	Longest Hit Streak-11	—	—	—	—

Season	ROENICKE					SAKATA					SINGLETON				
	Avg.	AB	H	HR	RBI	Avg.	AB	H	HR	RBI	Avg.	AB	H	HR	RBI
Bal.	.270	393	106	21	74	.259	343	89	6	31	.251	561	141	14	77
Road	.240	183	44	6	33	.276	152	42	3	12	.235	272	64	9	43
	.295	210	62	15	41	.246	191	47	3	19	.266	289	77	5	34
vs. Bos.	.111	27	3	1	3	.219	32	7	2	4	.200	45	9	0	2
Cal.	.286	35	10	4	9	.238	21	5	0	1	.260	50	13	1	10
Chi.	.320	25	8	3	9	.000	18	0	0	0	.171	41	7	0	3
Cle.	.318	22	7	0	5	.263	19	5	0	1	.250	44	11	0	4
Det.	.172	29	5	1	7	.316	19	6	0	1	.289	38	11	1	6
K.C.	.389	36	14	3	4	.314	35	11	1	2	.128	39	5	1	5
Mil.	.306	36	11	1	4	.263	38	10	2	3	.294	51	15	2	8
Min.	.281	32	9	2	5	.259	27	7	0	3	.355	31	11	1	4
N.Y.	.286	35	10	1	6	.161	31	5	0	6	.265	49	13	0	2
Oak.	.129	31	4	1	7	.250	28	7	1	5	.326	46	15	2	10
Sea.	.233	30	7	1	6	.316	19	6	0	2	.300	40	12	2	9
Tex.	.343	35	12	2	7	.355	31	11	0	3	.220	41	9	4	9
Tor.	.300	20	6	1	2	.360	25	9	0	0	.217	46	10	1	5
1st Half	.250	208	52	15	44	.249	197	49	2	13	.274	299	82	6	42
2nd Half	.292	185	54	6	30	.274	146	40	4	18	.225	262	59	8	35
vs. Left	.281	153	43	8	24	.262	145	38	3	13	.177	147	26	0	13
vs. Right	.263	240	63	13	50	.258	198	51	3	18	.278	414	115	14	64
Pinch Hitter	.278	18	5	2	6	.333	9	3	0	1	.250	4	1	0	3
Des. Hitter	—	—	—	—	—	—	—	—	—	—	.250	548	137	14	73
Longest Hit Streak-16	—	—	—	—	—	Longest Hit Streak-8	—	—	—	—	Longest Hit Streak-9	—	—	—	—

Aurelio Rodriguez 1982 Batting: see page 168.

## Additional '82 Orioles Batters

BONNER...HOME-.161 (5-31)...ROAD-.174 (8-46)...vs. opponents: BOS-.500 (1-2); CAL-.250 (1-4); CHI-.267 (4-15); CLE-.000 (0-6); MIL-.200 (2-10); MIN-.167 (1-6); N.Y.-.000 (0-5); OAK-.167 (1-6); SEA-.143 (1-7); TEX-.125 (1-8); TOR-.125 (1-8).

HERNANDEZ...HOME-.000 (0-1)...ROAD-.000 (0-1)...vs. opponents: CLE-.000 (0-1); MIL-.000 (0-1).

RAYFORD...HOME-.125 (3-24), 1 hr...ROAD-.138 (4-29), 2 hr...vs. opponents: BOS-.000 (0-4); CAL-.333 (3-9), 1 hr; CHI-.250 (1-4); CLE-.000 (0-3); DET-.111 (1-9), 1 hr; K.C.-.125 (1-8); OAK-.500 (1-2), 1 hr; SEA-.000 (0-10); TOR-.000 (0-4).

YOUNG...HOME-.000 (0-1)...ROAD-.000 (0-1)...vs. opponents: DET-.000 (0-1); MIL-.000 (0-1).

# ORIOLES LIFETIME INDIVIDUAL BATTING

AYALA						BONNER						BUMBRY					
	Pct.	AB	H	HR	RBI	Pct.	AB	H	HR	RBI	Pct.	AB	H	HR	RBI		
Career	.277	470	130	25	83	.194	108	21	0	8	.285	4236	1206	47	337		
Balto.	.277	238	66	15	52	.162	37	6	0	3	.279	2070	577	25	162		
Away	.276	232	64	10	31	.211	71	15	0	5	.290	2166	629	22	175		
vs.	Bos.	.333	21	7	0	2	.500	2	1	0	0	.283	406	115	4	34	
	Cal.	.381	21	8	1	4	.333	6	2	0	0	.275	334	92	1	25	
	Chi.	.154	39	6	1	4	.267	15	4	0	1	.268	287	77	5	27	
	Cle.	.229	35	8	2	7	.000	9	0	0	0	.294	394	116	4	34	
	Det.	.344	32	11	2	6	.000	3	0	0	0	.300	383	115	6	41	
	K.C.	.135	37	5	0	0	—	—	—	—	—	.285	355	101	5	17	
	Mil.	.327	52	17	4	11	.200	10	2	0	1	.301	375	113	3	24	
	Min.	.326	46	15	4	11	.316	19	6	0	1	.263	327	86	1	20	
	N.Y.	.329	76	25	3	14	.000	5	0	0	0	.259	398	103	8	41	
	Oak.	.400	15	6	1	6	.143	7	1	0	0	.272	309	84	4	20	
	Sea.	.238	42	10	4	9	.143	7	1	0	0	.321	193	62	3	12	
	Tex.	.258	31	8	2	4	.125	8	1	0	0	.282	266	75	1	26	
	Tor.	.174	23	4	1	5	.176	17	3	0	3	.321	209	67	2	16	
CROWLEY						DAUER						DEMPSKY*					
	Pct.	AB	H	HR	RBI	Pct.	AB	H	HR	RBI	Pct.	AB	H	HR	RBI		
Career	.253	1272	322	40	194	.265	2765	733	34	293	.241	2583	623	38	233		
Balto.	.270	615	166	23	113	.261	1365	356	11	152	.234	1104	258	17	95		
Away	.237	657	156	17	81	.269	1400	377	23	141	.247	1479	365	21	138		
vs.	Bos.	.294	170	50	6	23	.283	233	66	3	26	.193	197	38	6	18	
	Cal.	.260	100	26	1	8	.294	235	69	3	23	.236	199	47	3	27	
	Chi.	.316	57	18	2	13	.290	217	63	1	21	.273	220	60	3	22	
	Cle.	.235	136	32	7	27	.225	227	51	3	22	.242	215	52	3	21	
	Det.	.254	138	35	4	17	.272	261	71	2	24	.211	204	43	1	12	
	K.C.	.200	75	15	2	15	.228	193	44	1	21	.242	182	44	4	18	
	Mil.	.305	105	32	3	17	.294	228	67	3	30	.232	280	65	5	22	
	Min.	.319	94	30	6	21	.264	178	47	2	21	.305	187	57	2	22	
	N.Y.	.193	88	17	4	20	.225	209	47	3	19	.233	219	51	4	17	
	Oak.	.198	121	24	5	16	.282	206	58	3	17	.205	185	38	2	11	
	Sea.	.231	26	6	0	3	.260	177	46	4	27	.258	155	40	0	10	
	Tex.	.266	94	25	0	9	.253	162	41	1	10	.245	139	34	0	9	
	Tor.	.182	66	12	0	5	.264	239	63	5	32	.284	148	42	5	23	



# ORIOLES LIFETIME INDIVIDUAL BATTING

	ROENICKE					SAKATA*					SHELBY				
	Pct.	AB	H	HR	RBI	Pct.	AB	H	HR	RBI	Pct.	AB	H	HR	RBI
Career	.260	1343	349	62	201	.226	822	186	14	71	.297	37	11	1	2
Balto.	.246	643	158	20	87	.268	284	76	8	30	.423	26	11	1	2
Away	.273	700	191	42	114	.204	538	110	6	41	.000	11	0	0	0
vs.															
Bos.	.216	74	16	3	13	.197	66	13	2	5	—	—	—	—	—
Cal.	.283	106	30	6	22	.238	42	10	0	1	—	—	—	—	—
Chi.	.229	105	24	5	16	.000	52	0	0	0	—	—	—	—	—
Cle.	.260	100	26	5	19	.243	70	17	1	4	.375	8	3	0	0
Det.	.153	111	17	2	15	.197	71	14	2	6	.000	2	0	0	0
K.C.	.265	113	30	10	18	.235	61	18	5	10	.250	16	4	1	2
Mil.	.318	110	35	4	10	.295	48	18	0	8	.000	1	0	0	0
Min.	.331	133	44	7	19	.169	89	15	0	7	.400	10	4	0	0
N.Y.	.239	134	32	3	14	.254	63	16	2	11	—	—	—	—	—
Oak.	.290	107	31	8	23	.205	39	8	0	4	—	—	—	—	—
Sea.	.203	69	14	3	10	.270	63	17	0	7	—	—	—	—	—
Tex.	.307	101	31	5	13	.200	60	17	0	2	.000	0	0	0	0
Tor.	.238	80	19	1	9	.283	60	17	0	2	—	—	—	—	—

\*Sakata career record includes following vs O's: Avg. .231, AB-26, H-6, HR-1, RBI-4.

	SINGLETON					MIN.				
	Pct.	AB	H	HR	RBI	Pct.	AB	H	HR	RBI
Career	.291	4245	1237	158	646	.315	279	88	13	53
Balto.	.282	2016	569	75	307	.284	401	114	12	47
Away	.300	2229	668	83	339	.294	330	97	13	53
vs.										
Bos.	.311	373	116	6	52	.294	330	97	13	53
Cal.	.270	330	89	11	46	.333	204	68	20	59
Chi.	.256	301	77	12	46	.294	303	89	13	48
Cle.	.306	376	115	10	53	.278	263	73	9	41
Det.	.289	387	112	17	60	—	—	—	—	—
K.C.	.293	300	88	11	36	—	—	—	—	—
Mil.	.279	398	111	11	52	—	—	—	—	—

## O'S LIFETIME PINCH-HITTER STATS

	Avg.	AB	H	HR	RBI		Avg.	AB	H	HR	RBI
Ayala	.240	100	24	6	26	Lowenstein	.254	181	46	3	32
Bumby	.246	69	17	0	5	Nolan	.238	122	29	3	14
Crowley	.268	385	103	5	66	Murray	.143	7	1	0	1
Dauer	.053	19	1	0	2	Ripken	—	—	—	—	—
Dempsey	.182	77	14	0	8	Roenicke	.271	59	16	2	12
Dwyer	.277	166	46	2	19	Sakata	.467	15	7	1	5
Ford	.286	63	18	2	13	Singleton	.203	64	13	0	6

## O'S LIFETIME DESIGNATED HITTER STATS

	Avg.	G	AB	H	HR	RBI		Avg.	G	AB	H	HR	RBI
Ayala	.266	94	233	62	12	90	Ford	.271	25	70	19	1	10
Bumby	.278	72	263	73	1	24	Lowenstein	.254	96	236	60	8	30
Crowley	.258	194	558	144	17	83	Murray	.282	114	450	127	21	63
Dauer	.111	3	9	1	0	1	Roenicke	.000	2	2	0	0	0
Dempsey	.000	2	2	0	0	0	Sakata	1.000	1	1	1	0	1
Dwyer	.500	17	42	21	0	4	Singleton	.263	124	822	216	22	111

Bonner, Gulliver, Nolan, Rayford, Ripken & Shelby have never seen service as designated hitters.

## 1982 MAJOR LEAGUE STANDINGS

American League Eastern Division					National League Eastern Division				
Won	Lost	Pct.	G.B.		Won	Lost	Pct.	G.B.	
Milwaukee	95	67	.586	—	St. Louis	92	70	.568	—
Baltimore	94	68	.580	1	Philadelphia	89	73	.549	3
Boston	89	73	.549	6	Montreal	86	76	.531	6
Detroit	83	79	.512	12	Pittsburgh	84	78	.519	8
New York	79	83	.488	16	Chicago	73	89	.451	19
Cleveland	78	84	.481	17	New York	65	97	.401	27
Toronto	78	84	.481	17					
Western Division					Western Division				
Won	Lost	Pct.	G.B.		Won	Lost	Pct.	G.B.	
California	93	69	.574	—	Atlanta	89	73	.549	—
Kansas City	90	72	.556	3	Los Angeles	88	74	.543	1
Chicago	87	75	.537	6	San Francisco	87	75	.537	2
Seattle	76	86	.469	17	San Diego	81	81	.500	8
Oakland	68	94	.420	25	Houston	77	85	.475	12
Texas	64	98	.395	29	Cincinnati	61	101	.377	28
Minnesota	60	102	.370	33					

## DETAILED SUMMARY ORIOLES 1982 SEASON

**Final Record:** 94-68-1 (.580)—Second in A.L. Eastern Division, one game behind Milwaukee.  
**Home:** 53-28-1 **Road:** 41-40 **vs. East:** 47-31-1 **vs. West:** 47-37

**ARTIFICIAL TURF:** In '82, the Orioles were 9-10 in the 3 A.L. ballparks with artificial turf (K.C....0-6; Sea....3-3; Tor....6-1). Baltimore's lifetime record on the carpet is 92-91. The O's are 88-87 in A.L. stadiums (Chi....27-24 ('68-'75); K.C....19-36; Sea....18-13; Tor....24-14) and 4-4 in Cincinnati and Pittsburgh in 3 world series ('70 Cin....2-0; '71 Pit....0-3; '79 Pit....2-1).

The Birds were 5-3 on the carpet in '81, 9-10 in '80, and 14-7 in '79 (including world series).

**BATTING/HOME RUNS:** The Orioles' team batting average of .266 was 7th in the A.L. and tied for the club's 2nd highest ever. . .The Birds batted .264 in 83 1st-half games and .268 in 80 contests after the all-star break. Baltimore was 3rd in the league with 179 homers, also tying for the 2nd highest total in team history, 2 behind the club record set in '79. The O's hit 92 homers in the 1st half and connected 87 times in the 2nd half.

For the 2nd consecutive year, Baltimore led the major leagues in grand slams. The Birds hit 8 home runs with the bases full to tie the club record established in '79 (regular season only). No other major league club had more than 5. Seven of the 8 slams were hit at Memorial Stadium: **Edie Murray**, April 5 vs. Kansas City; **Benny Ayala**, May 29<sup>2</sup> vs. Toronto (pinch hit); **Dan Ford**, June 14 vs. Milwaukee (pinch hit); **Terry Crowley**, August 8 vs. Kansas City (pinch hit); **Joe Nolan**, August 24 vs. Toronto; **Murray**, Aug. 26 vs. Toronto; **Cal Ripken**, September 14<sup>2</sup> vs. New York. **Gary Roenicke** hit the lone road slam, May 10 at Oakland. Of the O's 13 grand slams in the last 2 seasons, 12 have been hit at home.

In other batting categories, Baltimore led the American League in intentional walks (52), was 2nd in total bases on balls (634) and on-base percentage (.344), 4th in slugging (.419, club record), 5th in runs (774) and total bases (2328, club record), and 7th in hits (1478).

**CLOSE GAMES/LATE-INNING WINS:** The Orioles' combined record of 44-31 (.587) in one and two-run games was the best in the American League. Baltimore had the league's top mark in two-run games at 24-13 (.649) and was 5th in performance in one-run contests at 20-18 (.526).

The O's came from behind to win on 45 occasions and were 36-33 in games decided in the 6th inning or later. Over the final 44 games (starting August 20), 17 of the club's 33 wins were the result of coming from behind, including 9 of the last 14. In that 44-game span, the Birds were 14-6 in contests decided in the 6th or later.

Baltimore won 6 games in "sudden death" at Memorial Stadium with all 6 decided by home runs delivered by 6 different players. The O's were also beaten in "sudden death" 7 times on the road.

The Orioles finished with a 9-4 (.692) record in extra-inning games, 3rd best in the circuit.

**DAY/NIGHT:** Baltimore had the league's 2nd best record in day games at 24-14 (.632). Under the lights, the club was 70-54 (.565), 4th best in the A.L.

**DESIGNATED HITTERS:** Orioles' designated hitters combined for a .254 (158-for-621) average with 15 homers and 78 rbi while finishing 2nd in the A.L. with 92 walks. Most of the dh chores were performed by **Ken Singleton**, who batted .250 (137-for-548) with 14 homers, 73 rbi, and 83 walks in 148 games. He set club records for walks and doubles (27) by a dh and had more games and at bats in that capacity than any Oriole except **Tommy Davis** (155 games and 623 at bats in '74).

The only other Orioles to see some action (more than one at bat) as designated hitters were **Benny Ayala**, .359 (14-for-39), 1 hr, 4 rbi; and **Terry Crowley**, .226 (7-for-31), 1 rbi.

**DAYS IN EACH POSITION:** 1st (7), 2nd (31), 3rd (78), 4th (13), 5th (14), 6th (15), 7th (21). Baltimore's largest lead was a half game, last achieved on Apr. 10. Following that, the O's did not return to 1st place until October 2, when they shared the top spot with Milwaukee. The club's greatest deficit was 9½ games, which occurred on May 10 & 12.

**DOUBLEHEADERS:** The Birds participated in 9 doubleheaders, more than any A.L. club except Cleveland and Detroit (11 each), winning 2, losing 2, and splitting 5. The sweeps came in Baltimore's final 2 twinbills of the year, September 14 vs. New York and October 1 against Milwaukee. The losses occurred on April 17 at Chicago, the O's only doubleheader on the road, and August 6 vs. Kansas City. The club split its only daytime doubleheader and was 2-2-4 in twin-nights.

**FIELDING:** The Orioles led the majors with a .984 fielding percentage, committing a major league low 101 errors in 6195 total chances. It marked the 7th time in the last 9 seasons and the 11th occasion in the last 20 campaigns (starting '63) that the Birds have topped the A.L. in fielding. In all, Baltimore has finished 1st or 2nd in fielding percentage 18 times in the last 23 seasons (starting '60).

**INDIVIDUALS:** Gold Glove winner **Eddie Murray** led A.L. 1st basemen in fielding for the 2nd consecutive year with a .9971 percentage (4 e in 1370 tc), just ahead of Milwaukee's **Cecil Cooper** at .9967. Due to the fact he missed 14 games defensively with injuries and family illness, Eddie was just 4th in the league in assists (97) and 5th in putouts (1269) and total chances. His career fielding average is .995 (34 e in 7520 tc), best ever for an Orioles 1st baseman.

**Rich Dauer** finished 2nd in percentage among qualifiers at 2nd base with a .987 (7 e in 536 tc) mark in 124 games. At 3rd base, **Dauer** did not commit an error in his 1st 47 games (86 tc) and finished with a .991 percentage (1 e in 115 tc) in 61 contests. Although he did not qualify for the title, he had the highest fielding percentage among third basemen playing in 10 or more games. **Cal Ripken** fielded .973 (6 e in 223 tc) in 71 games at 3rd base, including a span of 44 consecutive errorless games (137 tc) from April 24 thru June 14. **Ripken** moved to shortstop on July 1 and had a .972 (13 e in 457 tc) fielding percentage in 94 games there.

**John Lowenstein** did not commit an error in 204 outfield chances to finish 2nd among A.L. outfielders to California's **Brian Downing** (0 e in 330 tc). **Al Bumbry** led the Orioles with 9 outfield assists and was 3rd in the league in putouts (404) and 4th in chances (419).

**HOME AND AWAY:** Baltimore was 2nd in the league with a 53-28 (.654) home record, the 6th straight time and 12th overall that the club has had a .600 winning percentage or better at Memorial Stadium. The O's have had a winning record at home for 10 straight years and in 24 of their 29 seasons in Baltimore. In '82 the Birds won 22 of their final 27 games at home starting August 7. On the road, the Orioles finished 41-40 (.506), tied for 2nd best in the A.L. and was one of only 3 clubs with a winning record away from home. That marked the 14th time in the last 15 seasons (starting '68) that Baltimore has been above .500 in road games.

**INJURIES:** Once again, the Orioles were hit hardest by injuries to the pitching staff. **Sammy Stewart** was hampered by soreness in both knees (torn fibers and tiny bone chips) and underwent an extensive rehabilitation program during his stay on the disabled list, June 22-July 15. **Tim Stoddard** spent the 1st month of the season (Apr. 5-May 5) on the d.l. with tendinitis in his right shoulder, then tore ligaments in his right knee in a fall on Sep. 6 that required surgery and sidelined him for the rest of the season. **Don Stanhouse** was disabled from May 15-June 26 with tendinitis in his right shoulder. Each of the above players also spent time in the minor leagues recuperating on "rehabilitation assignment," **Stanhouse** and **Stoddard** at Rochester, **Stewart** at Hagerstown.

**Scott McGregor** was bothered most of the 2nd half with weakness and tightness in the muscles in his left shoulder, a condition that forced him to miss 2 starts in August and go just 2-5 after August 1. **Mike Flanagan** was hampered by a pulled groin muscle and a bruised left bicep in early May. **Jim Palmer** was bothered at various times by arm and neck problems. **Steve Stone** started the year on the disabled list with recurring tendinitis in his right elbow and shoulder before announcing his retirement in early June.

Otherwise, the Orioles' only major injury was sustained by **Eddie Murray**, who was hampered from late April until early June with tendinitis in the back of his left hand and wrist. That problem forced him out of the starting lineup for 17 of 25 games between May 6 and 30 and resulted in a .153 (13-85) batting performance from April 28 thru June 8. **Al Bumbry** pulled a muscle in his right leg in May and was slowed much of the season. **Dan Ford**, **Gary Roenicke**, and **Lenn Sakata** also missed short periods of time with assorted problems. See individual biographies for more details on injuries.

**LEFTFIELD PRODUCTION:** The Orioles' leftfield position combined for a .283 (172-608) average with 41 home runs and 123 runs batted in last season. The major contributors were **John Lowenstein**, .322 (101-314), 24 hr, 65 rbi; **Gary Roenicke**, .249 (47-189), 12 hr, 38 rbi; and **Benny Ayala**, .258 (17-66), 4 hr, 14 rbi. These figures include only when a player is actually in leftfield or pinch-hitting for the leftfielder.

**MONTH-BY-MONTH:** April: 6-12 (.333), May: 17-12 (.586), June: 15-9 (.625), July: 16-11 (.593), August: 18-14 (.563), September: 19-9 (.679), October: 3-1 (.750), Total: 94-68 (.580).

**PINCH-HITTING:** Baltimore received a great deal of production from their pinch-hitters in '82 as the club set an American League record for pinch homers with 11 while driving in 45 runs, the 2nd highest total in O's history to the '55 squad (49). While falling one short of the major league record for pinch homers (set by Cincinnati, '57), the Birds established an A.L. record and tied the major league mark with 3 grand slams from pinch-hitters. Baltimore led the league in pinch homers, was 2nd in at bats (188), hits (47), rbi, walks (25), and slugging (.468), and finished 3rd behind California (.338) and Toronto (.271) with a .250 pinch average. The 188 at bats were the most by Orioles' pinch-hitters since '68 (190).

**INDIVIDUALS:** **Benny Ayala** batted .375 (9-24) with 2 homers and 10 rbi, placing 2nd in the circuit in rbi (tied) and slugging (.708) and 3rd in batting among pinch-hitters with 20 or more at bats. He hit a pinch grand slam on May 29<sup>th</sup> off Toronto's **Jerry Garvin**, while his other pinch homer on Sep. 6 at New York set the A.L. record. In his 4 seasons with the O's, **Ayala** is hitting .272 (22-81) in a pinch-hit capacity with 5 homers and 24 rbi.

**Terry Crowley** had the lowest pinch average of his big league career at .200 (7-35), but hit a pair of homers (including a "sudden death" grand slam off K.C.'s **Mike Armstrong** on Aug. 8), led the league with 9 pinch walks and tied **Ayala** for 2nd with 10 rbi. **Crowley** has a career pinch hit average of .268 (103-385) with 5 homers and 66 rbi, and his 103 pinch hits place him 8th on the all-time list and 2nd among active players to Los Angeles' **Jose Morales** (108)... With Baltimore, **Crowley's** lifetime pinch average is .285 (79-277) with 5 homers and 54 rbi.

Other notable pinch hit performances: **Rick Dempsey**, .375 (3-8), 1 rbi... **Jim Dwyer**, .261 (6-23), 2 hr, 2 rbi... **Dan Ford**, .235 (4-17), 1 hr, 4 rbi... **John Lowenstein**, .294 (5-17), 1 hr, 6 rbi... **Gary Roenicke**, .278 (5-18), 2 hr, 6 rbi... **Lenn Sakata**, .333 (3-9), 1 rbi.

**PITCHING:** The Orioles were 7th in the league with a 3.99 earned run average, the 3rd highest in club history and the highest since '56 (4.20). The O's had a 3.98 era in 83 games before the all-star break and a 4.00 mark in 80 2nd-half contests. Baltimore allowed the 2nd fewest runs (687) and was 5th in complete games (38) and fewest hits allowed (1436).

O's starters were 68-46 with a 4.03 (465 er/1039.1 ip) earned run average while the bullpen went 26-22 with a 3.89 (183 er/423 ip) era and 34 saves.

**TIE GAME:** The Orioles were involved in their 9th tie game in club history and 1st since '64 on June 16 at Memorial Stadium when the contest between the Birds and Milwaukee was called after 9 innings, because of rain, with the score tied, 2-2. It was an official game with all records and statistics counting and was replayed as part of a two-night doubleheader on Oct. 1. It was the only tie game in the major leagues last season. All 9 of the O's lifetime ties have been at home.

**STREAKS, WINNING AND LOSING:** Baltimore won a season high 10 straight games from Aug. 28 thru Sep. 7. The club also captured 7 in a row on 2 occasions, July 21 thru 28 and Aug. 20 thru 27, and 5 straight twice. One of the 5-game streaks was a home series sweep of New York from Sep. 13 thru 16, just the 3rd time in club history that the Birds have swept a 5-game series.

The team's longest losing streak was 9 from Apr. 13 thru 23, the O's longest since '76. Baltimore also had spans of 4 and 5 straight defeats.

**WINS:** With their 3rd consecutive 2nd place finish, the Orioles have now finished 1st or 2nd in 14 of the last 17 seasons (starting '66). Baltimore has won more games than any major league club in the past 26 years (starting '57) with a 2332-1765 record (.569). The Yankees are 2nd (2289-1820, .557) and Los Angeles is 3rd (2275-1842, .553).

The O's also own the majors' best record in the last 3 seasons (starting '80) at 253-176 (.590), the last 5 years (starting '78) at 445-304 (.549), and the last 10 seasons (starting '73) at 908-647 (.584).

The Orioles have had 15 consecutive winning seasons (starting '68). The only big league club with a longer streak is the Boston Red Sox, who have been over the .500 mark in 16 straight campaigns (starting '67). Baltimore has won 90 or more games in 12 of the last 15 years (starting '68), 15 of the last 19 (starting '64), and 16 of the last 22 (starting '61). In each case, it's a major league best.

#### BIRDS' BIGGEST DEAL

In November-December 1954 the Orioles and Yankees engineered a 17 player deal, one of the biggest in baseball history. General Manager Paul Richards sent the following players to New York: pitchers Mike Blyskal, Don Larsen and Bob Turley; catcher Darrell Johnson, first baseman Dick Krykoski, shortstop Billy Hunter, and outfielders Ted del Guercio and Jim Fridley... The Birds in turn acquired the contracts of: pitchers Harry Byrd, Jim McDonald and Bill Miller; catchers Hal Smith and Gus Triandos; second baseman Don Leppert, third baseman Kal Segrist, shortstop Willie Miranda and outfielder Gene Woodling.



## SOMETHING MAGIC HAPPENED . . .

### CHRONOLOGY OF THE '82 SEASON

Slow starts and fast finishes have become almost as much a part of this city's baseball tradition as the "Baltimore chop." It seems like every year the Orioles come back from Florida, win big before a large crowd on opening day at home (they're 14-3 in their last 17 openers), then go into a swoon that can last anywhere from a couple of weeks to four months.

Then, along about late August or early September (sometimes earlier but not usually), the O's begin to play the kind of baseball they've been famous for these past 26 years—a period during which they've won more games than any other baseball team in the world.

That's the general outline, and 1982 was different in only one respect. The late season rush was longer (6 weeks and 43 games) and more dramatic than usual. Frankly, it was almost unbelievable. . . . Some even called it magic. . . . Orioles Magic.

### GALA OPENING

The O's hosted the American league opener before the largest regular season crowd in Memorial Stadium history (51,956) and blasted Kansas City 13-5 (it was the 3rd straight year they had opened at home and beaten the Royals). It was a memorable afternoon which featured 16 hits including an **Eddie Murray** grand slam, **Cal Ripken's** first big league homer, **Dan Ford's** first four-bagger in an Orioles uniform, and another homer by the veteran **Gary Roenicke**.

### SPRING FEVER

Talk about fast honeymoons. The O's plunged almost immediately into a 9-game losing streak (their longest in 6 years), and, with the season only 2½ weeks old, they were 2-10.

**Murray**, the Orioles' resident superstar, dominated the American League in April—.441 average (30-for-68), .506 on-base percentage (39-for-77), and a .794 slugging average (54 tb, 68 ab). And, **Rich Dauer**, a notoriously poor April hitter in the past, batted .375 (24-for-64), but they had little help from their friends.

The rookie **Ripken** was emblematic of the O's struggle. After his opening day heroics (home run, 3-for-5, 2 rbi), **Cal** went into a 4-for-55 skid that lasted thru May Day. **Ken Singleton**, one-half of the O's often awesome switch-hitting duo of the past five years along with **Murray**, was also in a serious slump carried over from the previous year and did not hit his first homer until the season was a month old. On April 30 the O's were 6-12.

### COMING BACK—SLOWLY

Things were better in May (17-12), and, despite a hand injury that kept **Murray** out of the lineup for an extended period, **Singleton's** loss of power and the struggling newcomer **Ford**, the O's finally crept over .500 to stay on the 6th of June.

By this time, Baltimore fans were witness to the emergence of a rookie 3rd baseman. He reminded them a bit of another youngster who had come up in '55 and had gone on to captivate them for a generation. Young **Cal** had turned it around.

There was a unique quality about this club that surfaced in the early going. You could call it the "left field cooperative." Manager **Weaver** skillfully blended the talents of **John Lowenstein**, **Gary Roenicke**, and **Benny Ayala** through selective platooning, and that trio produced eye-popping combined totals (only while playing left field) of 41 home runs and 123 rbi.

Nearly everybody says, "Baltimore will be in it because of its pitching," and **Weaver** always said, "What it takes to win is pitching, defense, and 3-run homers." Well, 3-run homers, and better, he got. The O's led the league in grand slams for the second straight year, and nearly half of their 179 homers (ranked 3rd in A.L. behind Milwaukee-216 and California-186) were hit with at least one man on.

Pitching, in the early season, was another story. **Steve Stone** retired with a sore arm without throwing a single pitch in anger, and the other veteran starters (**Jim Palmer**, **Mike Flanagan**, **Scott McGregor**, and **Dennis Martinez**) were wildly inconsistent. The bullpen, on the other hand, was consistently ineffective.

Then in July, **Tippy Martinez** decided to take the bull(pen) by the horns and during that month almost singlehandedly restored its tarnished image. In 16 appearances that month, **Tippy** hurled 19 scoreless innings, won 2, saved 5, and registered 7 "holds." For that achievement, he was chosen "pitcher of the month" in the American League.

Meanwhile, another interesting resurgence was developing. **Jim Palmer**, the 8-time, 20-game winner who had been sentenced to the bullpen for a time in May, was quietly putting together some numbers for the first time in four years.

He was released from the "pen" on May 25, split his next two decisions as a starter, then reeled off victory after victory until the string had reached 11 in a row, matching the longest winning streak of his illustrious career.

On Thursday, July 1, a significant change was made in the O's defensive alignment. Despite considerable controversy, **Weaver** took the young man who had played so well at 3rd base and moved him one spot to the right, to shortstop, where a couple of post-**Belanger** moves had not panned out. The kid was up to the challenge.

By the all-star break, the O's were in 3rd place with a modest 44-38 record, but were only 3½ games back of the division-leading Brewers.

Just after intermission, the O's put together a seven-game winning streak, and things were looking up. On July 28, they were 54-41 and only two games behind. Then, the bottom nearly fell out.

### RELAPSE

Over the next three weeks (starting July 29), the baseball season, for all intents and purposes, almost ended in Baltimore. Playing a heavy road schedule, the Birds lost 16 of 23, reaching the depths on August 19, when they took a 9-3 pasting at the hands of the Twins in Minneapolis. It was the fifth straight loss for an ailing **Scott McGregor**.

The groggy O's were now 7½ games back and the prospects were, indeed, bleak. What they didn't know was that the pennant race was to begin tomorrow.

### THE LAST SIX WEEKS

Over the years, **Weaver's** Orioles have been big winners down the stretch and this was no exception (in 15 years **Weaver** teams compiled a .638 w-l percentage in Sep.-Oct.).

Suddenly, the Orioles got hot and won 7 in a row (for the 2nd time). They lost one, then won 10 straight. . . . They were 17-1, then 23-4, then 27-5 (the best long stretch in club history), and finally, on the next to last day of the season, they had gone 33-10 (.767), in a 6-week stretch and were tied for first place.

**Murray**, the leader of this club and unquestionably its most valuable player, hit 13 homers and drove in 45 runs during those 43 games; **Cal Junior** chipped in with 31 rbi and 11 homers in that same period (**Cal** set O's rookie records for home runs-28 and rbi-93 in a season), and settled in at shortstop; the irrepressible **John Lowenstein**, on a season-long high, continued to hammer home runs at a personal record pace (his 24 homers were twice his best previous output). Everyone contributed, even rookie **Glenn Gulliver**, a former Tiger farmhand, who came up from Rochester in mid-July because of his knack for getting on base (He reached safely in 42 of his 46 starts. . . . Despite a .200 batting average, he had a .363 on-base percentage, thanks to 37 walks).

With **McGregor** hurting and **Tim Stoddard** out for the rest of the year following an injury in early September, the gentleman from New Hampshire, **Mike Flanagan**, who had been beset by injury since his '79 Cy Young year, became the **Flanagan** of old.

**Sammy Stewart** stepped into **Stoddard's** short relief role, and the youngest player in the majors (for most of this year) rookie **Storm Davis** (age 20), was thrown into the breach when things got tough and became a winning pitcher. . . . They said he was a clone of 3-time Cy Young winner **Jim Palmer**, in his pitching mannerisms, and it remained for the ever-witty **Flanagan** to nickname him "Cy Clone."

The exciting run for the pennant reached one of several zeniths during a week in mid-September which started with 5 straight wins over the Yankees and ended with a game-winning homer by **Rich Dauer** in the 10th inning against Cleveland on "Thanks Earl" Day before 41,000 emotionally charged fans at Memorial Stadium. **Dauer's** blast was the last of many tributes to the retiring manager on that beautiful Sunday afternoon. There wasn't a dry eye in sight.

### ON THE BRINK OF ELIMINATION

On September 20 (the day after the dramatic "Thanks Earl" Day victory) the O's downed Detroit at home, 3-1, to run their record since August 19 to 27-5.

In the next three days, however, the wheels nearly fell off the cart. In two losses to the Tigers and one to the Brewers at Milwaukee on Friday the 24th, the O's were out-scored 36 to 12 and now trailed the Wallbangers by 4 big games.

On Saturday, **Palmer** hurled a 4-hitter to rout **Pete Vuckovich**, 7-2, and the next afternoon **Dennis** and **Tippy Martinez** combined to beat **Mike Caldwell**, 5-2. The big story in that game, though, was the game-saving 8th-inning throw by rookie centerfielder **John Shelby**.

The O's took a 3-1 lead into that inning, but **Robin Yount** narrowed the gap to 1 with an rbi single and pushed the tying run, in the person of **Bob**

Skube, to 3rd base with one out. Cecil Cooper then hit a fly ball to medium center. . . Shelby backed off the ball, took a running start, caught it and threw a perfect strike to Rick Dempsey to nail Skube and end the inning. . . The O's scored 2 more in the 9th and won it, 5-2.

After those 2 straight wins at County Stadium, the Birds flew to Detroit where they lost 9-6 on Tuesday, and 3-2 Wednesday on John Wockenfuss' 9th-inning home run. Meanwhile, the Brewers had beaten Boston twice and their magic number was down to 2. There was now almost no margin for error.

In the final game at Detroit, Thursday the 30th, the Birds overcame a 5-2 deficit with a dramatic 4-run 9th-inning rally, and that 6-5 victory combined with the Red Sox' win over the Brewers set the stage for the showdown in Baltimore.

## OCTOBER WEEKEND

### FRIDAY

The O's were still breathing, but the pulse was faint as they faced the prospect of beating Milwaukee in both ends of the Friday doubleheader just to "stay alive" (the June 16 9-inning tie had to be replayed in its entirety, necessitating the doubleheader).

To accomplish that mean feat they had to beat Milwaukee's top two winners, Vuckovich and Caldwell again, and beat them they did (Baltimore had a 5-0 combined record against that pair in '82).

In the opener they pounded Vuckovich and 3 successors for 15 hits and an 8-3 win behind Dennis and Tippy, and in the nightcap a strong route-going 6-hitter by rookie Davis plus 4 home runs off Caldwell (by Murray, Ripken, Sakata, and Shelby—his first in the big leagues) produced a 7-1 win. A crowd of 51,883, 2nd largest in club history, chanted "sweep, sweep, sweep," and the noise was deafening throughout the long and satisfying evening.

### SATURDAY

Having already violated overwhelming odds with the doubleheader sweep, the O's chances of winning Saturday and forcing a tie with one game to go seemed even slimmer. But, the Birds came through, jumped on Doc Medich, Moose Haas, and Dwight Bernard for 18 hits and won going away, 11-3, as Scott McGregor and Sammy Stewart combined on a 6-hitter.

It was the O's fifth straight win over the Brewers, and in those first three weekend games they out-scored them 26-7 and out-hit them 46-24. Rich Dauer was 7-for-13 with 4 rbi in the 3 games; and Jim Dwyer, thru Saturday, had reached safely 13 straight times.

### SUNDAY

Now the entire season boiled down to that one final game, Jim Palmer vs. Don Sutton.

Palmer struggled into the 6th yielding 3 home runs along the way, 2 of them to A.L. "mvp" Yount who later added a triple off Tippy, while Sutton held the O's to one run thru 7. . . a home run by Glenn Gulliver, his first in the majors.

Two walks and a two-out rbi single by Terry Crowley (his 103rd career pinch-hit) in the 8th had brought the O's within 3 when Joe Nolan came on as a pinch-hitter. He stroked an opposite field fly ball down the left field line that would have produced two more runs EXCEPT that (1) 3rd base umpire Rich Garcia called it foul, and (2) Ben Oglivie made Garcia's call academic anyway by making a brilliant sliding catch in the corner to end the inning. The Brewers scored 5 times in the 9th to put it away and capture their first divisional title.

## FOND FAREWELL

While the eastern division champs were celebrating in the middle of the field, the 51,462 in attendance remained in their seats. What followed was perhaps the most heart-warming and emotional display of home-town affection ever displayed at Memorial Stadium.

They stayed to cheer for the retiring Earl Weaver and his players, and they watched as the gracious winning manager, Harvey Kuenn, came over to the O's dugout to congratulate Earl for a great fight and superb career. Then, after the curtain calls had been completed, Earl and his players retreated to the clubhouse, but the fans stayed on and chanted, "We want Earl." They wanted one more chance to honor the man who had provided so much excitement and enjoyment over the past 14½ years.

Finally, after dispensing with his mandatory post-game chores, Earl returned to the field for one last long and loud reception. He led them all in an O-R-I-O-L-E-S cheer, and then it was over.

Howard Cosell, a sometime critic of Baltimore in the past years, described this "remarkable scene" eloquently when he said, "It was a moment for Baltimore to show the world, and it did. That there's something bigger than winning. That losing can create it's own very special treasure."

\* \* \* \*

Back in mid-August, when the Orioles were in the throes of their nearly fatal slump, there was talk that Earl's "lame duck" status might be hurting the club's chances to win. Owner Edward Bennett Williams considered the charge serious enough to address his players on that subject in a closed clubhouse session at Fenway Park.

When he had completed his remarks, Richie Dauer leaped up and yelled, "Let's go out and win one for the Duck." They very nearly did.

## ORIOLES VS. OPPONENTS—1982

vs. BOSTON ('82: 4-9. . . Lifetime: 253-261): The O's 4-9 record was their worst ever against the Red Sox and enabled the Carmines to improve their lifetime mark to 261-253. Boston is the only club in the league with an edge over the Birds in 29 Baltimore seasons (starting '54).

Season Series: The Red Sox out-scored the O's 65-43 and out-homered them 13-9. In the pitching department, the Sox had a 2.97 era compared to Baltimore's 5.02.

HR Record Tied: The 7 home runs in the 2nd game of the Aug. 3 doubleheader by the Red Sox-4 (Evans, Rice, Lansford, Stapleton) and Orioles-3 (Murray, Sakata, Dwyer) tied a Memorial Stadium record set in '66 and equalled in '77.

Red Sox Batting: Dwight Evans led Boston vs. the O's with a .339 average (19-for-56), 13 runs, 4 homers, & 12 rbi.

Carl Yastrzemski batted only .200 (7-for-35), but still has a lifetime mark of .296 (354-for-1196) against the O's with 33 home runs. He ranks 2nd among all actives in homers vs. the O's behind Reggie Jackson-39.

Jim Rice is hitting .336 (134-for-399) lifetime against Baltimore with 26 home runs and 81 rbi in 102 games. Over the past 6 seasons he has driven in 59 runs in 66 games vs. the O's. See Tony Armas vs. O's under "Oakland."

Lifetime vs. Palmer—In 54 games Yastrzemski has a .244 average (40-for-164) with 4 hr, 19 rbi, & 27 walks. . . Rice is batting .232 (19-for-82), but has hit 9 homers off Jim (8 of them solos). All of Rice's 11 rbi in 24 games have come on home runs, including one 3-run shot. . . Remy-.122 (9-for-72), 0 hr. . . Armas-.194 (6-for-31), 2 hr. . . Newman-.182 (4-for-22), 1 hr. . . See more on Palmer below.

Red Sox Pitching: The Sox blanked the Birds in 3 of their 9 victories (John Tudor, Eckersley, and Mike Torrez-Bob Stanley).

Tudor, who was 3-0 in 3 '82 starts vs. the O's, has become an Orioles nemesis since his inglorious debut vs. the Birds, in Baltimore, on Sep. 16, '79. As a starter that day, he worked only 0.1 inning and was peppered for 6 hits and 6 runs (earned).

Since that loss, however, Tudor is 4-0 in 5 appearances (4 starts) while yielding only 4 runs (earned) and 20 hits in 31.1 innings (era 1.14). . . In Baltimore, where he is 3-1 lifetime, Tudor has given up only 2 runs in his last 21.1 innings (0.84 era).

Eckersley was 2-0 and is now 9-4 lifetime, though only 5-7 since winning his first 4 career decisions vs. Baltimore while with Cleveland.

Torrez, though he pitched 4 scoreless innings in a combined shutout with Stanley on Aug. 15, was 0-0 in 2 starts. In the last 4 years, Torrez is 0-5 vs. the O's, having yielded 52 hits, 13 walks, and 36 earned runs in 33.1 innings (era 9.72). He was 2-7 with Boston, and 5-9 lifetime against Baltimore before trade to Mets over the winter. See Brian Kingman under Oakland.

Orioles Batting: Eddie Murray hit .380 (19-for-50), 2 hr, & 6 rbi and now has a .300 career average (83-for-277) against the Bosox with 16 homers and 48 rbi in 70 games.

Jim Dwyer is also a .300 (9-for-30) lifetime hitter vs. Boston. . . Al Bumbry batted .349 (15-for-43) in '82, and Lenn Sakata, who had 6 homers all year, hit 2 against the Carmines.

Orioles Pitching: The old bromide about Red Sox eating up left-handers held true in '82 for the O's. Baltimore lefties were 2-7 (McGregor 1-3, Flanagan 0-3, Grimsley 0-1, and Tippy 1-0).

Dennis (2-1) was the only Oriole to beat the Sox twice (Tippy and Storm Davis had the other wins). Dennis has worked more games (25), more innings (168.2), and recorded more decisions (21, 9-12) vs. Boston than against any other opponent by a wide margin.



## ORIOLES VS. OPPONENTS (Bos. Cont.)

**Palmer's** 57 career appearances and 55 starts vs. the Red Sox are also personal highs against a single adversary. He has completed 25 of the 55 starts (but is only 15-10) and has worked 8 or more innings 34 times (including extra innings 6 times). He's 20-16 lifetime... Jim has not had a decision vs. Boston since losing 1-0 to **Tudor** on July 5, '80. **Flanagan** is 6-9 lifetime and **McGregor** 3-8.

vs. CALIFORNIA ('82: 7-5... Lifetime: 171-139): Over the last 4 seasons (starting '79) the O's are 35-17 (.673) against the Angels (including 3-1 in '79 ALCS), and 18-8 (.692) at Anaheim. Lifetime at Anaheim (starting '80), they are 59-52 (inc. 1-1 in '79 ALCS).

West Coast Clubs: Over the last 5 years (starting '78), the O's have generally done well all over the west coast with a 56-31 (.644) record at California, Oakland and Seattle. In the past 6 years (starting '77), the O's overall record (home and away) vs. the 3 west coast clubs is 135-69 (.662).

Angels Batting: **Don Baylor**, now with the Yankees, was the Angels' most damaging hitter vs. the O's last year. He hit .340 (16-for-47) with 4 hr & 13 rbi in 12 games, but **Reggie** did his share (.333, 13-for-39, 4 hr & 10 rbi).

Lifetime in 175 games vs. the O's (including 12 ALCS) **Reggie** is batting .263 (164-for-62) with 39 homers (incl. 2 in ALCS) & 10 rbi. He ranks in a tie with **Rocky Colavito** for 4th place in home runs among O's opponents, past & present, behind: **Killebrew**-70, **Mantle**-44 and **Ka-line**-40. He's drawn 86 walks and fanned 156 times.

**Doug DeCinces** in his first year away from Balmer batted .333 (13-for-39) with one hr & 3 rbi... **Juan Beniquez** went 8-for-18 (.444).

**Rod Carew** has a .331 career average in the A.L. (.2672-for-8071). In 166 games vs. Baltimore, he is hitting .311 (198-for-639). Carew has hit only 4 of his 85 career homers against the O's (3 of them at M.S.), and only one in the last 11 seasons (off **Tim Stoddard** on May 20, '81). That's one homer in 113 games since he connected off **Dave McNally** at Baltimore on Aug. 22, '77.

Angels Pitching: **Steve Renko** was 2-0 in '82 and has won 3 straight vs. the O's (all with Angels) since his last loss to them on Sep. 30, '80... He's 4-3 lifetime... **Angel Moreno** was 0-2... **Geoff Zahn**, 1-8 lifetime, did not appear against Baltimore in '82.

O's Batting: **Cal Ripken**-.310 (13-for-42) was the most productive Oriole vs. the Angels with 12 rbi in 12 games while **Gary Roenicke** led in homers (4)—all in the first 6 games... The O's leading lifetime regular is **Eddie Murray**-.314 (82-for-261)... **Dan Ford's** average of .298 (78-for-262) is his highest against one opponent.

O's Pitching: **Scott McGregor** was 3-1 and ran his winning streak to 12 straight vs. the Angels (incl. '79 ALCS) before he lost on July 19 at Baltimore, 6-5, to **Renko**. It was his first loss to them since Aug. 18, '78. During the streak, he completed 7 of 12 starts, had a 2.09 era (99 ip, 79 h, 23 er) and held Cal to a .219 average (79-for-361).

The only multiple loser for the O's in the season series was **Dennis Martinez** (1-2). **Jim Palmer** was 1-0 to boost his lifetime record to 25-10 vs. the Angels.

vs. CHICAGO ('82: 5-7... Lifetime: 239-217): The O's were 0-6 at Comiskey and have now lost 10 in a row there since **Scott McGregor** beat **Britt Burns** on July 10, '80... The O's were 0-12 in 2 western parks (Chi. & K.C.), and, if you add their 1-5 mark in Fenway, they were 1-17 in 3 foreign ports.

The Chisox have won 2 straight season series and boast a 13-8 edge in those 2 years... Both clubs were streaky in '82... The Sox won the first 4, the O's the next 5, and Chicago the last 3. During their 9 game losing streak in April, the Birds lost 4 games to the Sox.

Chisox Batting: **Greg Luzinski** with 9 rbi and 2 hr in 12 games was the biggest run producer in the series... In his 2 A.L. seasons **Luzinski** is batting .315 (23-for-73) with 3 hr & 10 rbi in 20 games vs. Balmer... The Sox' top hitters in '82 were **Ron LeFlore**-.500 (15-for-30) and **Rudy Law**-.407 (11-for-27)... **Mike Squires** has a .320 (24-for-75) lifetime average vs. the O's.

**Tony Bernazard** went 17-for-36 (.488) against Baltimore in '81, his first A.L. season, and drove in the game winning run in 4 of the 6 Sox victories... Last year he hit only .170 (8-for-47)... His two year average is .301 (25-for-83).

Chisox Pitching: The league's top winner in '82, **Lamar Hoyt** (19-15) had the Birds to thank for 3 quick victories in relief in a 7 day period in April (17th, 18th & 23rd) during his 9 game winning streak at the start of

## ORIOLES VS. OPPONENTS (Chi. Cont.)

the season (the Sox won first 4 games of the season series and he was the victor in 3 of them).

Despite that success, the Birds tagged him for 15 hits and 8 runs (7 earned) in 9.1 innings over 4 games, including a no decision start on Aug. 9... He's 3-2 lifetime.

**Steve Trout**, now with the Cubs, pitched a 3-hitter against the O's on Apr. 25, the lowest hit game of his career, but lost to **Dennis** 2-1, on a 2-run homer by **Rick Dempsey**... He's 1-6 lifetime and has lost 5 straight since he shutout **Mike Flanagan** 7-0 at Baltimore on Aug. 13, '79.

**Jerry Koosman** was 0-1 and is now 0-5 lifetime in the A.L. vs. the Birds whom he hasn't beaten since winning games 2 & 5 of the '69 WS for the Mets.

Orioles Batting: **Murray** hit .551 (23-for-45) vs. Sox in '82 with 2 hr & 7 rbi... His on-base percentage was .551 (27-for-49)... **Gary Roenicke** led in hr-3 and rbi-9 while batting .320 (8-for-25).

**Lenn Sakata** went 0-for-18 in '82 and is now 0-for-52 lifetime against the Sox. **Cal Ripken** hit only .081 (3-for-37), **Dan Ford** batted .122 (5-for-41) and **Ken Singleton** checked in at .171 (7-for-41) with no hr though he did draw 12 walks. In '81, **Ken** batted .438 (14-for-32) vs. Chicago with 4 hr.

Two Orioles have .300 lifetime averages vs. Chicago: **Murray**-.310 (70-for-226), 14 hr and **Terry Crowley**-.316 (18-for-57).

Orioles Pitching: **Dennis**, **Tippy** & **McGregor** were all 1-2 and **Palmer** was 0-1 in 4 starts (6.64 era, 20.1 ip, 15 er), but is still 13-3 (and 6-1 at home) vs. Chisox since June 16, '74 and 24-10 lifetime... **Stewart & Flanagan** were each 1-0.

vs. CLEVELAND ('82: 6-7... Lifetime: 259-256): Cleveland won 5 of the first 7 games then held on to win the season series thanks largely to **Rick Sutcliffe** (3-0) and a 2.98 Indians team era (see more below).

29 Year Rivalry: The O's, who own a skimpy 3 game lead lifetime vs. Cleveland, trailed the Indians 11-55 after the Birds' first 3 years in the League ('54 3-19; '55 3-19; '56 5-17), and were down 40-90 after 6 seasons (thru '59)... The Birds finally went ahead of the tribe in lifetime wins for the first time ever in June '79. In the last 14 years (starting '69), the O's are 133-86 (.607) vs. Cleveland.

Tribe Sweep in Baltimore: The Indians swept the Orioles in 3 games at Baltimore June 29-30, July 1, and out-scored them in that set 24-4. It was the only series sweep by a visiting club at Memorial Stadium in '82.

**Von Hayes** had the gwrbi in all 3 Tribe victories and the O's pitching staff contributed 3 bases loaded walks plus 2 run-scoring wild pitches in the series.

Indians Pitching: **Sutcliffe** in compiling his 3-0 record in 3 starts didn't allow an earned run in 24 innings (he permitted 2 unearned tallies) while giving up only 11 hits. He walked 14 and fanned 16.

In his Sep. 17th win at Baltimore, **Sutcliffe** threw the eye-popping total of 172 pitches in 8 innings. At 3:31 that was the 2nd longest 9-inning game in Memorial Stadium history. No other pitcher won or lost more than one game for Cleveland.

**Len Barker** is 2-4 with a no decision in his last 7 starts vs. Baltimore (3-7 lifetime). In 6 of those starts he has opposed **Scott McGregor** and is 0-4 against him in that stretch.

Indians Batting: **Hayes** won't have the Orioles to kick around anymore (unless it's in post-season) which is a plus for Baltimore. The rookie outfielder, now with the Phillies, drove in 18 runs in 12 games vs. the O's while batting .380 (19-for-30). His 3 home runs were half of Cleveland's total in the 13 game season series.

However, the O's were able to contain the bats of **Andre Thornton**, **Toby Harrah** and **Mike Hargrove** who batted a combined .212 (31-for-146) with only one homer and 9 rbi. Each played in all 13 games. **Thornton** hit .239 (11-for-46) with 1 hr & 6 rbi, **Harrah** .220 (11-for-50) with 0 hr & 3 rbi and **Hargrove**-.180 (9-for-50) with no homers or rbi.

The Indians stole 15 bases in 17 tries including **Alan Bannister's** 5-for-5, **Jack Perconte's** 4-for-5 and **Mike Fischlin's** 4-for-5.

Orioles Batting: **Eddie Murray** hit .413 (19-for-46) vs. the Tribe with 2 hr & 10 rbi and the rest of the club, without him, batted .210 (83-for-395). **Eddie** also walked 9 times & had an on-base percentage of .509 (28-for-55). Lifetime he is batting .340 (96-for-282) against the Indians.

Orioles Pitching: **Mike Flanagan** (2-1) was the only 2-time winner vs. Cleveland while **Dennis Martinez** (1-3) was the only multiple loser... **Jim Palmer** gave up only one run in 14 innings over 2 starts (.64) and was 1-0.

# ORIOLES VS. OPPONENTS (Cle. Cont.)

He pitched 7 shutout innings on Sep. 12 at Cleveland then came out and the Birds promptly gave up 3 runs in the 8th and lost 3-0 on **Sutcliffe's** 3-hitter. . . **Palmer** is 6-0 at Cleveland in his last 8 starts since losing to **Stan Thomas** there on Sep. 18, '76.

Lifetime, **Jim** is 28-10 vs. the Tribe. The only club he's beaten more often is the Yankees (29).

vs. DETROIT ('82: 7-6. . . Lifetime: 277-245): The Tigers very nearly made the Orioles' final weekend series against Milwaukee academic. . . They beat the Birds 4 straight times—on Sep. 21 and 23 at Baltimore and Sep. 28 and 29 at Detroit (and out-scored the O's in those 4 games 33-14). On Sep. 30 another loss to Detroit coupled with a Milwaukee victory in Boston would have ended the pennant race.

However, Milwaukee lost their game, and the Orioles, trailing 5-2 in the 9th at Detroit, came back to win, 6-5, on a 4-run rally featuring **Jim Dwyer's** tying single and **Gary Roenicke's** gwrb single with 2 down, plus gritty relief pitching by **John Flinn**. And, the race was still on.

Tigers Batting: **Lance Parrish** both tied and broke the **Gus Triandos-Yogi Berra** A.L. record for home runs by a catcher (30) in one season against the O's. . . He hit his 30th at Baltimore off **Don Stanhouse** on Sep. 21, then broke the record off **Sammy Stewart** at Detroit on the 28th.

**John Wockenfuss**, the Wilmington native, has made a career of pestering the O's. He hit 2 home runs in the final series at Detroit, the 2nd of which beat **Tippy Martinez** in the 9th inning on Sep. 29. **Wockenfuss** has hit 71 home runs in the majors, 13 of them against the Orioles. In '82, **John** went 8-for-16 vs. the O's.

The Tigers out-hit the O's .285 to .256 and out-homered them 21-13, but had only a 3-run edge, 63-60.

Leading Detroit hitters in the season series were **Lou Whitaker** .458 (11-for-24), **Chet Lemon** .383 (18-for-47), and **Mike Ivie** who hit 4 home runs in 6 games and batted .412 (7-for-17). . . The Tigers' classy shortstop, **Alan Trammell**, batted only .122 (5-for-41).

Two Bengal rookies **Mike Laga** (.364, 4-for-11) and **Howard Johnson**—no relation (.350, 7-for-20) made strong late-season impressions.

Tigers Pitching: Reliever **Dave Rucker** was 2-0 and allowed no runs in 3 appearances over 10.1 innings while holding the O's to 7 hits in 36 trips (.194). . . **Jack Morris**, on the other hand, was generally ineffective. In 4 starts he was 0-2 and yielded 27 hits plus 18 earned runs in 22.2 innings (7.15 era). **Dan Petry** was 1-1 in 4 starts with a 5.87 era (23 ip, 24 h, 15 er).

**Milt Wilcox**, who was once 0-10 lifetime vs. the O's (incl. '70 WS), has beaten them twice in his last 3 decisions and both victories have come on the same date, Sep. 21, in both '81 and '82. . . He is now 2-11 against Baltimore.

Orioles Batting: **Cal Ripken** led the O's with 4 homers vs. Detroit and shared the rbi lead (10) with **Eddie Murray**. . . **Joe Nolan** hit .346 (9-for-26), **Jim Dwyer** .333 (7-for-21), **Al Bumbry** .320 (16-for-50), and **Lenn Sakata** .316 (6-for-19).

**Murray's** 60 rbi (in 82 games) lifetime vs. Detroit represent a career high vs. one opponent. The Tigers are one of 4 clubs against which he has hit 16 homers, likewise a career high. **Ken Singleton** has also driven in 60 runs vs. Detroit and that, too, is his top figure.

Orioles Pitching: **Scott McGregor** was 10-1 lifetime vs. Detroit thru May 22, '81. Since then, he has lost 4 straight decisions to the Bengals. He was 0-1 in '82.

**Jim Palmer** was 2-0 in 4 starts and is now 21-11 lifetime.

vs. KANSAS CITY ('82: 4-8. . . Lifetime: 91-69): The O's have now won only one of the last 7 season series vs. the Royals ('81, 5-3). They have lost 3 and tied 3 in that period (beginning '76) and are 33-44 against K.C. in games.

Royals Stadium: The O's were 0-6 on the carpet and have now lost 7 straight there, since **Tippy** beat **Dennis Leonard** Apr. 17, '81. They've also dropped 9 of 10 at K.C. starting Aug. 12, '80. In 10 years at the new ballpark the O's have had a winning record there only once ('74, 4-2) and are 19-36 lifetime.

In 4 years at old Municipal Stadium ('69 thru '72), the Birds were 17-7.

Overall Orioles Edge: Despite the recent difficulties, the O's still have a .569 won-lost percentage (91-69) against the Royals and are 55-26 (.679) against them at Baltimore, including 4-2 in '82.

23 of First 24: The O's current margin was constructed largely in '69 & '70 when they beat the Royals 23 times in their first 24 meetings, including 23 straight after **Dick Drago** beat **Dick Hall** on May 9, '69, at Bal-

# ORIOLES VS. OPPONENTS (K.C. Cont.)

timore in the first game ever between the two clubs. Since that streak ended (Apr. 30, '71) the O's & Royals have gone 68-68.

Opening Days: In '83, the O's will play their 4th straight home opener against the Royals. . . The Birds have won each of the previous 3. . . **Jim Palmer** beat **Dennis Leonard** in '80, 12-2. In '81, **Steve Stone** beat **Larry Gura**, 5-3, and last year **Sammy Stewart**, in relief of **Dennis Martinez**, downed **Leonard** again, 13-5.

Those three openers drew 50,199 in '80; 50,317 in '81; and 51,958 in '82, the largest regular season crowd in Memorial Stadium history. The total for the three openers was 152, 474.

Ironically, the O's and Royals also opened the "2nd season" in strike-ridden '81 at Baltimore, and the O's also won that one, 3-2 in 12 innings (**Tippy** over **Renie Martin**).

The O's are 19-10 in openers and the Royals 5-9. . . Last year's 135 game set O's opening day records for most runs by O's (13); most runs, both clubs (18); most homers, O's (4); most homers, both clubs (6). . . It was the Birds 5th straight opening day victory.

Royals Batting: **Willie Wilson** hit .368 (14-for-38) and stole 4 bases in 4 tries vs. the O's in '82 but drove in no runs and only scored 6 times. . . **Hal McRae** batted .341 (14-for-41) with 1 home run and 5 rbi.

**George Brett** hit 4 home runs against the Birds on a .267 average (12-for-45). . . In the last 2 years, Brett has hit only .208 vs. the O's (16-for-77), but still maintains a .343 lifetime average (126-for-367) with 13 hr and 56 rbi in 97 games.

**U.L. Washington** hit 10 home runs in '82, 3 of them in one series vs. the O's at Baltimore from Aug. 6-8 (including 2 in one game off **Scott McGregor** Aug. 6).

**Dick Howser's** ejection by **Bill Kunkel** on Aug. 8 in Baltimore was his first ever as a big league manager.

Royals Pitching: **Dave Frost**, who went into the season with a 2-5 record vs. Baltimore lifetime, picked up 3 wins against the O's without a loss in '82 (**Lamar Hoyt** of Chicago had a similar experience—see Chicago). . . He won at K.C. on both Apr. 13 and 14 in relief, then earned a victory as a starter on Aug. 6 at Baltimore. . . In 4 games including 2 starts he had an 0.87 era (10.1 ip, 7 h, 1 er).

**Leonard** was 0-1 in 3 starts and was roughed up for 7 home runs, 14 earned runs, and 19 hits in 13.2 innings (era 9.22).

**Ken Singleton's** home run on **Dan Quisenberry's** 1st pitch on Aug. 7 represented the 1st earned run the K.C. relief ace has ever yielded the O's (and the only homer he's ever given up vs. Bal.). He had gone 23.1 innings over 16 appearances without being scored on legitimately. "Quiz" lost that game on 2 unearned runs the following inning and is now 1-1 with 6 saves in 17 lifetime appearances against the Birds, and has allowed that one earned run in 25 total innings (era 0.36).

**Vida Blue** was 1-1 and is now 10-8 lifetime vs. the O's (plus 1-2 in ALCS). He and **Jim Palmer** are 4-4 against each other lifetime (including 1-1 in ALCS).

Orioles Batting: **Murray** and **Roenicke** each hit 3 homers, and **Dauer** led the club with 7 rbi vs. K.C., despite a .206 average (7-for-34). . . **Roenicke** hit .389 (14-for-36), **Lowenstein** .429 (6-for-14), **Dempsey** .364 (8-for-22).

**Roenicke's** 10 homers vs. K.C. represent a career high vs. one opponent. He hit 7 of those in '79. . . **Singleton's** .293 lifetime average (88-for-300) is the highest on the club against K.C. among veterans.

Orioles Pitching: Nobody had more than one win, and **Dennis** (1-2) was the only multiple loser. . . The only '82 Orioles pitchers with winning career records vs. K.C. are **Palmer** (21-11) and **Tippy** (3-2).

vs. MILWAUKEE ('82: 9-4. . . Lifetime: 127-71): The O's are 11-3 in season series vs. the Brewers (including Seattle Pilots in '69), and their .641 lifetime winning percentage is their 4th best against one club behind: (1) Toronto-.724 (55-21). . . (2) Seattle-.694 (43-19). . . (3) Texas (Washington)-.646 (204-112).

O's Out-Slug Brewers: In the 14 games between the O's and Brewers (including the June 16 tie game), the Birds out-hit Milwaukee .322 (164-for-510) to .243 (114-for-469); out-scored them 86 to 64 and out-homered them 22 to 16.

At County Stadium: The O's, who were 5-2 at Milwaukee in '82, have enjoyed considerable success at County Stadium where they are 60-35 (.632). . . The Birds are also .632 (24-14) at Toronto, and have played .689 ball (42-19) at Texas. Against Milwaukee in Baltimore, the O's are 67-36 (.650).

During the 4 game series at Milwaukee June 7-8-9-10 (of which the O's won 3), the Birds batted .321 (50-for-156) with 19 extra base hits (2b-9, 3b-1, hr-9).

The O's batted .312 (82-for-263) vs. Milwaukee in 7 games at County Stadium and .332 (82-for-247) in 7 games at Baltimore. . .

Tie Game: The June 16th game at Baltimore which was called after



# ORIOLES VS. OPPONENTS (Mil. Cont.)

9 innings following two rain delays was the 9th tie game in Memorial Stadium history, but the first since July 4, 1964. Four of the previous ones were curfew ties and are no longer possible under current rules (they'd be suspended). The game was played over as part of a double-header October 1st.

**Pennant Race Capsule:** The O's & Brewers met 7 times in the last 10 days of the season (O's were 5-2). After the Brewers clobbered the Birds, 15-6, in the first of those games Friday, Sep. 24 at Milwaukee, the O's trailed Milwaukee by 4.

They went on to win 5 in a row vs. the Wallbangers (hyped by 2 losses in 3 games at Detroit while the Brews were winning 2 of 3 at Boston) thus setting up the winner-take-all final game on Sunday, Oct. 3. . . . Until they dropped both ends of the Oct. 1 doubleheader, the Brewers hadn't lost a twin bill in over 2 years (9/17/80).

**Previous Final Game Matchups:** Only 3 times in this century has a pennant race come down to the final day of the regular season with (1) only 2 teams in the race. . . (2) those 2 teams tied in the standings. . . and (3) playing each other. The other two were:

'49—Yankees beat Boston, 5-3, **Vic Raschi** over **Ellis Kinder**. . . . The big hit was a 3-run double by **Jerry Coleman** (Al Zarilla failed in a diving catch attempt).

'08—Cubs beat Giants, 5-3, **Mordecai Brown** over **Christy Mathewson** in a replay of the famous tie game two weeks earlier, precipitated by the Giants' **Fred Merkle's** failure to touch 2nd base (a mistake that cost the Giants the victory).

Additionally, there have been 7 post-season playoffs to determine a pennant or division winner, the first in '46 between the Cardinals and Brooklyn Dodgers. Since divisional play was initiated in '69, there have been 2 such playoffs: '78—Yankees at Boston and '80—Astros at Dodgers.

**Brewers Batting:** **Robin Yount**, whose 2 home runs and a triple on the decisive final day of the season led the Brewers to their first eastern division title, had 7 homers and 15 rbi in 13 games against the O's while batting .327 (18-for-55).

**Ben Oglivie** contributed 3 homers, in the season series and a sensational catch in the leftfield corner on a potentially troublesome drive by **Joe Nolan** in the 8th inning of that Oct. 3rd game with 2 on, 2 out and the O's down by 3.

**Paul Molitor** batted .352 (19-for-54) vs. the O's, though he also made 5 errors. In the last 2 years, **Molitor** has hit .380 (27-for-71) against Baltimore pitching and has a .317 (69-for-218) figure lifetime. He's also stolen 13 bases in 15 career attempts vs. the O's.

A significant factor in the O's overall '82 success in the rivalry was their ability to neutralize 3 big bats for most of the season—**Ted Simmons**-.163 (7-for-43). . . he was hitless in his first 20 at bats, **Gorman Thomas**-.163 (8-for-49) and even the hitherto unstoppable **Cecil Cooper**-.180 (9-for-50). Their combined average was .169 (24-for-142).

**Cooper**, who did deliver a home run and 2-run double in the last game, had hit over .300 vs. Baltimore for 4 straight years ('78 thru '81) and still has a .313 (81-for-259) lifetime average.

**Brewers Pitching:** The Brewers top 2 '82 starters were 0-5 collectively against the Birds—**Pete Vuckovich** (0-2) and **Mike Caldwell** (0-3). . . Baltimore native **Haas** was 0-2.

**Caldwell**, 3-8 lifetime, has pitched in 13 games vs. the O's since he joined the Brewers in '77 and the Birds have touched him for 17 home runs and a .316 (100-for-316) team average. **Haas** is 4-7 and **Vuckovich** 4-3 against the O's lifetime.

However, **Don Sutton** took up the slack by going 2-0 while picking up both Brewer wins in those final 7 games between the two clubs, including the title clincher. The other Milwaukee winners were **Rollie Fingers** & **Bob McClure**, both 1-0.

**Orioles Batting:** In '82 some 13 different Orioles hit home runs against Milwaukee and 11 hit over .300 (see Birds Out-Slug Brewers above) including **Dwyer**-.533 (8-for-15), **Dauer**-.388 (19-for-49) and **Nolan**-.438 (7-for-16). **Nolan's** first 2 homers in an Orioles uniform were hit off **Moose Haas** (June 9 & 14).

**Murray** who hit .345 (19-for-55) was the most productive Oriole with 4 homers and 12 rbi. In the last 2 years, **Eddie** has batted .397 (31-for-78) against Milwaukee with 7 homers and 20 rbi in 20 games.

**Lenn Sakata**, who broke in with the Brewers, has a .295 (18-for-61) average against the B's in 3 seasons (21 games). **Lenn** has hit 14 big league home runs, 5 of them off Milwaukee pitching.

**John Shelby** came up with one of the most critical plays in memory on Sunday, Sep. 26th at Milwaukee. The O's were leading 3-2 in the 8th with the tying run on 3rd and the lead run on 1st when **Cooper** hit a would-be sac fly to center. After the catch, **Shelby** delivered a perfect strike to the plate to nail **Bob Skube**, trying to score from 3rd, and end the inning. The O's scored 2 in the 9th and won 5-2.

# ORIOLES VS. OPPONENTS (Mil. Cont.)

**Orioles Pitching:** **Scott McGregor**, who hadn't had much prior success with Milwaukee, was 2-0 last year as was **Dennis Martinez** who is now 9-4 lifetime. **Dennis** earned 2 of the O's 5 victories vs. Milwaukee in the last 10 days. **McGregor** is 3-5. **Jim Palmer** had a 2-1 record and is now 22-10 against the Brewers.

vs. MINNESOTA ('82: 8-4. . . Lifetime: 257-199): The O's are 20-4 (.833) vs. the Twins starting July 21, '80; 24-6 (.800) in the last 3 full seasons, and 32-10 (.762) in the past 4 years.

**Home and Away:** In '82 they broke even on the new carpet at "The Hump" while winning 5 of 6 at home.

The O's have gone 13-1 vs. Minny at Baltimore since **Pete Redfern** beat **Steve Stone** on May 5, '80. . . . The one loss in that period was on May 5, '82 when **Bobby Castillo** bested **Jim Palmer**, 8-7. That defeat also ended a string of 12 straight Oriole triumphs over the Twins (home & away) that had extended back to '80.

**O's Aid Twins:** The Twins win over the Birds on June 4 snapped a 14 game losing streak for the Minnesotans. . . . From May 11 thru June 9, the Griffs were 2-26 and both victories in that stretch were at the Orioles expense.

**Nicaraguan Match-Up:** On May 18, '82, for the first time in big league history, two Nicaraguans started against each other on the mound, the O's **Dennis Martinez** and Minnesota's **Al Williams**. It didn't amount to much. **Dennis** was ko'd in the 3rd and **Williams** in the 4th and neither earned a decision (**Castillo** beat **Palmer**, 8-7).

The only other Nicaraguan to have played in the majors was the O's **Tony Chevez** who pitched briefly for the Birds in '77.

**Twins Batting:** **Gary Gaetti** and **Gary Ward** each hit 3 homers vs. the O's, and **Tom Brunansky** was the leading rbi producer with 9 in 12 games. . . . **Sal Butera** batted .368 (7-for-19). . . "Rookie of the year" runner-up to **Cal Ripken**, **Kent Hrbek**, batted .270 (10-for-34) with no hr & 4 rbi.

**Twins Pitching:** The ex-Dodger **Castillo** (2-1) earned 2 of the Twins' '82 triumphs including a complete game, 10-strikeouts, 9-3 victory over **McGregor** at Minny on Aug. 19. That was at the tag end of the O's 7-16 slump (from July 29 thru Aug. 19). The Birds started their 33-11 streak the following day at Texas.

**Ron Davis** (1-0, 1 sv) and **Brad Havens** (1-0) were the only other Minnesota winners. . . . Both **Jack O'Connor** and **Pete Redfern** were 0-2. . . . Despite his 0-13 overall record, **Terry Felton** picked up a save in 4 relief appearances against the O's while giving up only 5 hits and 1 earned run in 12.2 innings (0.71 era).

**Orioles Batting:** **Eddie Murray** was the most productive anti-Twin with 5 homers & 12 rbi with a .342 average (12-for-38) in 10 games. . . . **Singleton** hit .355 (11-for-31), and **Rip** batted .326 (15-for-46) with 2 hr & 7 rbi. . . . **Terry Crowley** was 6-for-12.

There are no fewer than nine Orioles with career averages over .300 against the Twins: **Ayala**, **Crowley**, **Bonner**, **Dempsey**, **Murray**, **Ripken**, **Roenicke**, **Sakata**, & **Singleton**. The highest average is **Sakata's** .375 (18-for-48). . . . See the others on pages 33-34.

**Orioles Pitching:** **Mike Flanagan** was 3-0 in '82 vs. Minny and has now beaten the Twins 12 straight times since losing his first 2 career decisions, the latter on May 29, '77, to **Dave Goltz** (i.e., he's 12-2 lifetime). . . .

**Palmer** was 1-1 to become a 20-game (20-11) winner lifetime vs. the Twins-nee Senators (not including his 2 pennant-clinching victories in the '69 & '70 ALCS). His 3-0 victory on Sep. 4 was his 5th career 1-hitter & 2nd vs. Minnesota.

**Scott McGregor**, at 1-2, was the only Oriole with a losing record vs. the Twins last year, but he still has an 8-3 career mark against them.

vs. NEW YORK ('82: 11-2. . . Lifetime: 271-246): The O's won the season series for the 3rd straight year, and their .846 percentage was their best ever against the Yankees (topping the previous best .833, 15-3, in '66).

The O's are 25-10 vs. NY starting Apr. 30, '80. . . . In the 13 '82 games, the Birds out-scored the Yankees 75 to 49.

**Orioles vs. Yankees Lifetime:** Baltimore is the only club with a lifetime winning record against the Yankees (271-246, .524). The Brewers (excluding '69 in Seattle) are 2nd best vs. New York at 90-99 (.476), and the Tigers are 3rd at 770-854, .474.

The O's were 32-76 (.296) in their first 5 years in the league against New York ('54 thru '58) but have since gone 239-170 (.584) in 24 seasons. . . . They are 189-120 (.612) in the last 19 seasons, beginning '64.

**Season Series:** Over the last 19 years ('64 thru '82), the O's are 15-3-1 in seasons series against the Yankees (189-120, .612). New York cap-

# ORIOLES VS. OPPONENTS (N.Y. Cont.)

tured the first 5 season series ('54 thru '58) but since that time, the O's are 17-5-2.

At Baltimore: The O's won all 7 games in Baltimore last year and have now captured 9 straight from the Bombers at Memorial Stadium since losing, 9-0, to **Dave Righetti** on Oct. 2, '81... Lifetime at home the O's hold a 143-115 edge.

At Yankee Stadium: The Birds were 4-2 in New York in '82 and are now 119-122 lifetime in "The House that Ruth Built," easily the best record of any visiting club. The Oakland A's (excluding Phi. & K.C.) rank 2nd at 33-42 (.429), and Minnesota (excluding Washington) is 3rd at 59-79 (.428).

In new Yankee Stadium which opened in '76, the O's are 28-22 (.560).

However, the O's are only 6-7 at Yankee Stadium in the past 2 seasons (they were 2-5 in '81), and 4 of their 7 defeats have been in "sudden death" style—home runs by **Graig Nettles**, **Dave Revering**, and **Bobby Murcer** in '81 and a 16th-inning single by **Willie Randolph** on June 19, '82.

In one 4-year stretch ('65 thru '68), the O's were 30-8 at Yankee Stadium and won 12 in a row there between May 1, '65 and June 21, '66.

Sweeps: The O's swept a 5-game series from the Bombers from Sep. 13 thru 16, '82, and the winning pitchers in the first 4 games had all started the season at Rochester (**Mike Boddicker**, **John Flinn**, **Storm Davis**, and **Don Welchel**)... It was the 1st major league victory for both **Boddicker** and **Welchel**... **Jim Palmer** went the route in the 5th game to beat **Righetti**, 3-1.

That 5-game sweep was the 2nd of that length the O's have enjoyed at the Yankees' expense. They took 5 games from **Ralph Houk's** '62 pennant winners in Baltimore from Aug. 22 thru 24. The only other 5-game sweep in Orioles' history was against Minnesota, also at Baltimore, July 1 thru 3, '66.

In the 29-year rivalry with the Yankees, the O's hold a 31-29 edge in series sweeps (3 games minimum)... They are 19-11 at home and 12-18 in New York.

Yankees Batting: Their 2 biggest guns were **Roy Smalley** (.353, 12-for-34, with 6 hr & 12 rbi) and **Dave Winfield** (.278, 15-for-54, 5 hr & 9 rbi)... **Winfield's** grand slam home run off **Dennis Martinez** on Sep. 13 at Baltimore was the only bases-loaded shot allowed by the O's in '82 (the O's hit 8). **Winfield** hit 3 homers and **Smalley** 4 in that 5-game series in September.

The leading hitter was **Randolph** at .385 (20-for-52). He also walked 8 times and had a .467 on-base pct. (28-for-60).

**Don Baylor**, in his last 2 years with the Angels has hit 8 homers and driven in 23 runs in 24 games vs. Baltimore while batting .337 (31-for-92)... During his A.L. career **Steve Kemp** has compiled a lifetime on-base percentage of .404 (111-for-275) against the Birds... He's batting .293 (68-for-232), has walked 42 times, and been hit with a pitch.

Yankees Pitching: **Mike Morgan** was 0-4 in 4 starts, while both **Shane Rawley** and **Righetti** were 0-2. The only Yankee winners were **Jay Howell** and **Dave LaRoche**, both 1-0. **Morgan**, now with Toronto, is 0-6 lifetime.

**Ron Guidry** was 0-1 in '82 and has now lost 5 straight decisions to the O's since his last win, on Aug. 6, '79, at New York (over **Tippy**). Lifetime he's 5-6.

Orioles Batting: **Cal Ripken** led the O's in homers-4, rbi-17, and runs-12, while batting .286 (14-for-49) in the 13 games... The only Oriole ever to drive in more runs vs. New York was **Brooks Robinson** (19 in '70)... **Brooks** ('66) & **Boog Powell** ('69) have also had 17 rbi seasons against the Yankees.

**Dan Ford** batted .483 (14-for-29) and **Benny Ayala** .412 (7-for-17), while **Gary Roenicke** combined a .286 average (10-for-35) with 13 walks for an on-base percentage of .490 (24-for-49).

**Joe Nolan**, a .313 hitter vs. N.Y. (5-for-16), delivered a game-winning homer off **Rich Gossage** at Yankee Stadium in the 11th inning on June 20.

Lifetime, **Benny Ayala** is the only veteran '82 Oriole with a .300+ average (.329, 25-for-76, 3 hr).

Orioles Pitching: Nine different O's pitchers earned victories against the Yankees in '82, led by **Tippy Martinez** who was all but perfect in 9 appearances. He was 2-0 with 5 saves and didn't allow a run in 14.1 innings. **Jim Palmer** at 2-1 was the only other multiple winner, and he and **Storm Davis** were the only O's hurlers to lose to the Yankees.

**Tippy**, since coming over from the Yankees in the 10-player deal on June 15, '76, has appeared in 43 games against his former club (a career high vs. one team) and has compiled an 8-5 record with 7 saves plus a 2.44 era (59 ip, 50 h, 16 er, 4 hr).

On Sep. 14, '82, **Tippy** saved both ends of the doubleheader vs. the Yankees and also picked up a 3rd straight save in the Birds' win the following day.

# ORIOLES VS. OPPONENTS (N.Y. Cont.)

**Palmer** is 29-16 lifetime vs. the Yankees and is 6-1 against them in his last 7 decisions (4 of those wins have been at **Guidry's** expense)... He is 16-7 at Yankee Stadium (7-3 since it was renovated and reopened in '76).

**Palmer** leads all current pitchers in wins over New York and ranks 12th on the all-time list of Yankee tammers. His next victory will put him into a 5-way tie for 8th place (with **Bob Feller**, **Chief Bender**, **George Mullin**, and **Hooks Dauss**)... **Walter Johnson** tops that list with 60 career victories.

**Mike Flanagan**, now 8-7 lifetime after a 1-0 '82, has been streaky vs. New York. He started his career 1-2, then won 5 straight and followed that with a 5-game losing streak. He's now working on a 2-game win skein.

vs. OAKLAND ('82: 7-5... Lifetime-Oak. only... 104-78): The Orioles won their season series against the A's for the 6th straight time (starting '77) and over that stretch, the Birds are 48-21 (.696) (25-10 at Oakland and 23-11 at home), including 11-0 in '78.

Starting July 8, '76, the O's have gone 26-10 at Oakland including 3-3 in '82, and lifetime at the Coliseum they are 57-42 (.576) including 3-3 in ALCS.

Weaver vs. Martin: After 14 seasons of **Weaver-Martin** matchups, **Earl** came away with a 93-74 (.557) edge, including 3-0 in '69 ALCS when **Martin** managed the Twins.

A's Batting: **Rickey Henderson** stole 13 bases in 18 attempts vs. the O's (.722) and was picked off once by **Palmer**... His season percentage was .756 (130 sb, 42 cs)... Lifetime against the O's, **Henderson** has swiped 26 and been thrown out 8 times (.765).

**Henderson** has a .333 (51-for-153) lifetime average against the O's and with 30 walks his on-base percentage is a hefty .443 (81-for-183).

The A's will miss **Tony Armas** (5 hr, 9 rbi in '82) when they play the O's... In his last 19 games against Baltimore, **Armas** has hit 11 home runs and driven in 21... In his last 3 years, he has 15 homers and 33 rbi in 36 games.

The leading A's hitter vs. Baltimore in '82 was **Dan Meyer**-.370 (10-for-27).

A's Pitching: **Dave Beard** was 3-0 with a save in 7 relief appearances while yielding only 1 earned run and 8 hits in 9 innings (9 bb, 5 so)... The only other Oakland winners were **Mike Norris** and **Tom Underwood**, both 1-0.

**Matt Keough** was 0-3 and is now 1-8 lifetime vs. the O's... He's lost 4 straight since his lone win on Sep. 4, '80, a 7-1 triumph over **Mike Flanagan**.

**Brian Kingman**, now with Boston, was 0-2 and is now 0-4... **Kingman** was ejected in the 7th inning of a game in Baltimore July 25. After a **Lowenstein** home run (his 2nd that day off **Kingman**), he threw a high tight pitch to **Ripken** and was warned by umpire **Durwood Merrill**. **Kingman** then argued hotly and was quickly ejected.

Orioles Batting: **Lowenstein** was the Orioles hitting leader against the A's. He batted .385 (10-for-26) with 5 homers and 10 rbi in 10 games and drew 5 walks which gave him a .484 on-base average (15-for-31)... **Singleton** hit .326 (15-for-46) with 1 hr and 10 rbi in 12 games.

**Dan Ford** is a .297 lifetime hitter (93-for-313) vs. the A's and his 15 homers against them is a personal high against a single club.

Orioles Pitching: **McGregor** was 3-0 in 4 starts and is now 6-3 lifetime vs. Oakland... **Flanagan** was 0-1 but is 12-4 lifetime and is still 8-0 against the A's at Oakland... **Palmer** (1-0) became a 20-game winner (lost 14) lifetime vs. the A's. He also beat the A's in the 3rd and final game of the '71 ALCS.

vs. SEATTLE ('82: 7-5... Lifetime: 43-19): The O's are 5-0 with one tie in 6 season series against the Mariners. They are 18-13 lifetime in the Kingdome and 25-6 against the Mariners in Baltimore.

At Baltimore: The M's lost their first 14 games at Memorial Stadium until **Mike Parrott** beat **Sammy Stewart** on July 25, '79... From that point thru '82 they are 6-11. The M's have won only one series in Baltimore in 12 attempts. That was June 12-14-15, '80 when they took 2 of 3 games from the Birds.

Mariners Batting: Rookie **Dave Henderson** batted .565 (12-for-23), the highest average among all Orioles' opponents with 20 or more at bats. He hit 2 homers, drove in 6 runs in 7 games and had an on-base percentage of .615 (16-for-26).

**Richie Zisk** in 2 years with the Mariners had found O's pitching to his liking. He's batted .415 (22-for-53) with 4 homers and 8 rbi in 13 games.



## ORIOLES VS. OPPONENTS (Sea. Cont.)

**Mariners Pitching:** **Bill Caudill**, the M's relief pitching sensation, was 2-0 with one save in 4 games during which he allowed no runs in 4.2 innings, only 2 hits and one walk (int.), and struck out 10 of the 16 batters he faced.

No other Mariner won more than one game, while both **Gaylord Perry** (12-16 lifetime) and **Jim Beattie** (1-5 lifetime) were 0-2.

**Orioles Batting:** **John Lowenstein** was the O's top regular vs. Seattle in '82, with a .387 average (12-for-31), and his 4 home runs were also a club high. **Eddie Murray**, on the other hand, struggled last year vs. the M's: .114 (4-for-35), 0 hr & 2 rbi in 11 games.

**Ken Singleton** has specialized in tormenting Seattle pitchers during their 6 years in the A.L. In that period **Ken** has batted .333 (68-for-204), hit 20 home runs, and driven in 59 in 57 games. At the Kingdome only, he is 34-for-103 (.330) with 11 homers and 25 rbi in 28 games.

**Al Bumbry** has a .321 lifetime average vs. Seattle (67-for-209).

**Orioles Pitching:** **Sammy Stewart** (2-1) was the O's only multiple winner against the M's in '82. **Jim Palmer** has appeared in only 8 games lifetime vs. Seattle and is 2-3. At the Kingdome he is 0-2 having lost his first two lifetime starts there, both to **Glenn Abbott** in '77.

He didn't work at all at Seattle for four years ('78 thru '81) then made one start (no decision) on Aug. 25, '81, but did pick up a save with 4 hitless innings last year on May 14. In 4 games at the Dome lifetime he has allowed 11 earned runs and 13 hits in 13 innings and remains 0-2.

**Dennis Martinez** was 1-1 last year vs. Seattle, but still has an impressive 10-3 lifetime record.

vs. TEXAS ('82: 9-3... Lifetime: 69-51): The O's were 5-1 at Texas in '82 and have a 42-19 lifetime mark (.689) at Arlington Stadium, their best in any park on the road. Their 2nd best road records have been forged in Milwaukee (60-35) and Toronto (24-14)-both .632.

At home, however, despite a 4-2 edge in '82, the O's are only 27-32 against the Rangers since the latter moved to Texas in '72. The Rangers are the only club in the A.L. with a lifetime winning record at Memorial Stadium.

**Rangers Batting:** Despite a .136 average (3-for-22) in 7 games against Baltimore after coming over from the Yankees, **Bucky Dent** had 6 rbi, high for the Rangers against the Birds in '82.

**Larry Parrish**-.353 (12-for-34) and **Buddy Bell**-.341 (14-for-41) were the leading hitters, while **Parrish** and **Billy Sample** led in homers (2).

**Lamar Johnson**, who once hit in 23 straight games vs. Baltimore and was the O's leading nemesis for a long time, still has a .349 (75-for-215) career average against the Birds (highest among all active players with 100 or more at bats vs. O's) despite the fact that he has batted only .229 (11-for-48) the last 2 years.

**John Grubb**, with a .316 lifetime mark vs. the O's (36-for-114), has also slumped against the Birds the last two seasons, during which he has gone 9-for-41 (.195). Though he doesn't see much action, **Bill Stein** is 6-for-9 vs. the O's since he joined the Rangers two years ago, and has a lifetime .305 (50-for-164) average vs. Baltimore.

**Rangers Pitching:** **Frank Tanana** (1-2 in '82 and 11-7 lifetime) and **Jon Matlack** (1-2 in '82 and 3-2 lifetime) were multiple losers in the season series, and the only other Ranger to win a game was **Steve Comer** (1-1).

**Comer** pitched his first complete game in nearly 3 years when he beat the Orioles on August 27 at Baltimore. He had given up 27 hits and 11 earned runs over 14 innings in six previous '82 outings vs. the O's. However, he still holds a 5-2 record against the Birds in 15 lifetime appearances...**Mike Smithson**, the 6'8" former Red Sox farmhand, made his big league debut on Aug. 27 at Baltimore and lost to **Palmer** despite a complete game effort.

**Orioles Batting:** The O's batted .299 (127-for-425) vs. the Rangers as a club, led by **John Lowenstein**-.400 (10-for-25), **Dan Ford**-.389 (14-for-36), **Rich Dauer**-.378 (14-for-37), and **Lenn Sakata**-.355 (11-for-31)...**Eddie Murray** and **Cal Ripken** were tops in homers (3), and **Eddie** paced the O's with 11 rbi vs. Texas.

**Orioles Pitching:** **Palmer** was 3-0 in 3 starts and is now 25-16 lifetime against the Rangers-Senators...**Tippy Martinez**, who was 1-0 with one save and allowed only one earned run in 5 appearances (5.1 ip), is undefeated lifetime against Texas. He is 5-0 with 6 saves in 23 appearances with a 2.11 era (42.2 ip, 24 h, 10 er).

**Dennis** was 2-1 (4-2 lifetime).

vs. TORONTO ('82: 10-3... Lifetime: 55-21): The O's have won all 6 season series vs. the Jays, and their .724 lifetime percentage is the Birds' best

## ORIOLES VS. OPPONENTS (Toronto Cont.)

against a single opponent. They go into '83 with a 6-game winning streak against Toronto.

They are 42-9 (.824) since losing 7 of 9 games against the Jays between June 26 (nite of the 24-10 debacle) and Aug. 6, '78. That stretch included 6 straight losses for the Birds at Exhibition Stadium.

At Toronto: Despite that 6-game losing spell in '78, the O's lifetime percentage at Toronto-.632 (24-14) is tied for 2nd best on the road with Milwaukee (60-35), behind their .689 (42-19) mark at Texas.

At Baltimore: The Birds record against the Jays at Memorial Stadium is even better-.816 (31-7). They are 29-4 since losing to Toronto at Baltimore on Sep. 19, '77 (that streak includes a 19-game winning streak at M.S. which ended May 3, '81).

However, the Jays accomplished a first last year when they captured a series in Baltimore, two games to one, May 21, 22, 23, '82. To that point they had lost 8 series and tied one at Memorial Stadium.

**Blue Jays Batting:** **Ernie Whitt** was the leading hitter for the Jays vs. Baltimore in '82 with a .476 (10-for-21) average, but the veteran **Al Woods** staggered thru an .050 (1-for-20) season against Orioles' pitching. **Anthony Johnson**, the former Expo, led the club in homers (2) and rbi (8), while batting .455 (5-for-11) in 7 games.

**Blue Jays Pitching:** The Jays' two aces, **Dave Stieb** and **Jim Clancy** were 0-4 vs. the O's last year (each was 0-2), and **Luis Leal** was 1-2. The combined career record of those 3 against Baltimore is 5-19—**Stieb** 1-6, **Clancy** 3-8, **Leal** 1-5.

Rookie **Jim Gott** (1-2 vs. O's) earned his first big league win on May 30 at Baltimore with a 6-inning, one-hit, shutout effort. **Roy Lee Jackson** blanked the Birds on no hits the rest of the way to preserve the 6-0 victory. **Palmer** was the loser. The only other Toronto winner in '82 vs. Baltimore was **Joey McLaughlin** in relief on May 29 (2nd game).

**Orioles Batting:** **Rick Dempsey** was the Birds top hitter at .423 (11-for-26) vs. Toronto, and **Eddie Murray** hit .385 (10-for-26) with 3 homers and 10 rbi in 8 games. **Lenn Sakata** batted .360 (9-for-25). **Joe Nolan**, though he had only one hit in 21 trips (.048), had 5 rbi in 6 games. His lone hit was a game-winning grand slam in the 10th inning on Aug. 24 off **McLaughlin** at Baltimore.

Lifetime, **Murray** is a .340 hitter (91-for-268) with 15 home runs and 51 rbi in 74 games vs. Toronto...**Jim Dwyer** is another who has excelled against the Jays. He has hit 6 (of his 20 A.L. career) homers off Toronto pitching while batting .340 (28-for-80). **Al Bumbry** is a .321 (67-for-209) lifetime hitter vs. the Jays.

**Orioles Pitching:** **Mike Flanagan** and **Dennis** were both 3-0 in '82. **Mike** is 15-4 lifetime overall with 4 shutouts. He's been unbeatable at home where he is a 10-0 lifetime in 10 starts vs. the Jays, with 9 complete games and a 1.11 era (11 er in 89 ip) and 3 shutouts... He is also working on a 6-game winning streak vs. Toronto since his last loss, on Sep. 12, '80, to **McLaughlin** (at Toronto).

**Dennis** has an 8-2 career record with a 1.75 era (87.2 ip, 17 er, 58 h) and 2 shutouts, and **Scott McGregor** (1-0 in '82) is 7-2 lifetime with a 2.48 (80 ip, 66 h, 22 er) and 3 shutouts.

The only Oriole to lose twice to Toronto in '82 was **Sammy Stewart** (1-2). **Jim Palmer** was 1-1, and his victory was a 4-hit (1-0) shutout at Toronto on August 31.

## VISITING CLUBS' HOTELS IN BALTIMORE '83

City	Hotel	Area	Telephone
BOSTON	Cross Keys Inn	(301)	532-6900
CALIFORNIA	Hyatt Regency (1st trip)	(301)	528-1234
	Cross Keys Inn (2nd trip)	(301)	532-6900
CHICAGO	Cross Keys Inn	(301)	532-6900
CLEVELAND	Hyatt Regency	(301)	528-1234
DETROIT	Hyatt Regency	(301)	528-1234
KANSAS CITY	Hyatt Regency	(301)	532-6900
MILWAUKEE	Cross Keys Inn	(301)	752-1100
MINNESOTA	Hilton-Downtown	(301)	532-6900
NEW YORK	Cross Keys Inn	(301)	532-6900
OAKLAND	Cross Keys Inn	(301)	532-6900
SEATTLE	Cross Keys Inn	(301)	752-1100
TEXAS	Hilton-Downtown (1st trip)	(301)	528-1234
	Hyatt Regency (2nd trip)	(301)	528-1234
TORONTO	Hyatt Regency	(301)	528-1234

## ORIOLES LONGEST GAMES

By Innings						
Inn.	Date	Opponent	H/A	Score	W/L	Time
19	6/ 4/67	Washington	A	7-5	W	5:18
18	8/ 6/59	Chicago	H	1-1	T	4:08
18	8/25/68	Boston	H	3-2	W	5:27
18	8/24/69	Oakland	A	8-9	L	5:08



## RULES OF INTEREST TRADING AND WAIVER REGULATIONS

### Within League:

A.L. Waivers Necessary: June 16 thru last day of season

No Waivers Necessary: First day of off-season thru June 15 next.

### Between Leagues:

A.L. and N.L. Waivers Necessary: June 16 thru last day of season

A.L. Waivers (only) Necessary: At all other times EXCEPT during inter-league trading periods.

No Waivers Necessary (Inter-League Trading Periods):

(1) February 15 thru April 1

(2) Fifth day following end of World Series thru the day PRECEDING the last SCHEDULED day of the winter meetings.

National Association Assignments: Waivers are required at all times for assignment to National Association clubs, EXCEPT for optional assignments within three years of date player first reported to the major leagues.

### SUSPENDED GAME RULE

A game terminated for any of the following reasons will be a suspended game IF it has progressed far enough to be an official game (i.e., 4½ or 5 innings):

- (1) a curfew imposed by law
- (2) a pre-arranged time limit, and
- (3) darkness where local law prohibits turning on the lights, or where lights are not available

**LIGHT FAILURE:** A game terminated by light failure or malfunction of a mechanical device under the control of the home club will be a SUSPENDED GAME ANYTIME AFTER IT STARTS.

**INNING IN PROGRESS** (added in 1980): If WEATHER forces the termination of a legal game while an INNING IS IN PROGRESS, it will become a SUSPENDED game if EITHER of the following two conditions exists:

- (1) The VISITING TEAM has scored one or more runs to TIE the game, and the HOME TEAM has not scored.
- (2) The VISITING TEAM has scored one or more runs to take the lead and the HOME TEAM has not tied the score, or taken the lead.

**NOTE:** If a legal game is TIED when called because of weather and NEITHER of the above situations prevails, it is a TIE GAME and must be RE-PLAYED in its entirety.

**PROCEDURES FOR RESUMPTION OF PLAY:** Suspended games shall be resumed at the exact point of suspension IMMEDIATELY PRECEDING the NEXT SINGLE game between the two clubs on the SAME GROUND. If this is not possible, other provisions for resumption are specified in A.L. Regulation 5.2 (c).

### BALTIMORE AND A.L. CURFEWS

**SATURDAY NIGHT:** In Baltimore, all play must STOP at 11:59 P.M. The weeknight curfew in Baltimore no longer exists.

**A.L. RULE:** No inning may start after 1:00 A.M., BUT any inning that BEGINS PRIOR to 1:00 A.M. may be PLAYED TO COMPLETION. Curfews shall be waived for the final series of the season in each of the two parks of two contesting teams.

**Batting/ERA Title Qualifications:** 502 or more plate appearances... 162 or more innings.

**Rookie Qualifications:** A player shall be considered a rookie unless, during a previous season or seasons, he has:

- (1) exceeded 130 at bats or 50 innings pitched in the majors, or (2) accumulated more than 45 days on the active roster of a big league club(s) prior to Aug. 31.

**"Game-Winning RBI"** is the run batted in that gives a club a lead it never relinquishes. (Note: If the run giving the club a permanent lead scores without benefit of an rbi (e.g., wild pitch, error, passed ball, gidp), then obviously no game winning rbi should be credited).

**Consecutive Game Hitting Streaks:** A consecutive-game hitting streak shall not be terminated if all the player's plate appearances (one or more) result in a base on balls, hit batsman, defensive interference or a sacrifice bunt. The streak shall terminate if the player has a sacrifice fly and no hit.

(Continued on page 53)

## "ORIOLES DESIGNATED HITTERS"

In September, 1979, Mayor William Donald Schaefer and a select committee of Baltimoreans, working closely with the ballclub's front office, created the "Orioles Designated Hitters", an organization designed to increase significantly the sale of full season tickets.

The basic plan, patterned closely after the highly successful K. C. Royals' "Royal Lancers" program, was to enlist the talents of successful men and women from the area business community to serve as the principal sales force for the annual season ticket campaign.

Generally, a new candidate must sell approximately 25 new full season tickets to qualify for membership. Though a DH must re-qualify each year, the requirements for those who achieved membership in the preceding year are somewhat different and are based on a combination of renewals and new business.

Results from the first 3 years ('80 thru '82) attest to the soundness of the concept. In '80, when 28 of 45 original candidates qualified, Orioles full season sales leaped dramatically by 150% from 1623 to 4,018.

In '81 with 30 candidates qualifying, sales jumped another 30% to another record 5,215. Last year, there were 40 DH's and sales increased to an all-time high of 5,430. The goal for '83 is 6,000+, and the DH candidates number 61, including 21 men and women attempting to qualify for the first time.

In each of the first 3 years Lou Michaelson has been the top selling DH. In '82 Chris Hartman was runner-up and Bill Lagonegro finished 3rd.

Rewards for members include a trip for 2 to spring training, a special custom "DH" blazer, use of a special "sky box" on the mezzanine level, and other valuable incentive prizes for top sellers. The Designated Hitters have their own board of directors, by-laws newsletter and softball team (last year's record is not available). They conduct their own meetings and pursue a highly active social program.

Mayor Schaefer, the 3 charter members of the organization (Owen Daly, Bill Beasman and Chris Hartman), Orioles Director for Business Affairs Bob Aylward, Sales Director Jon Richardson and former club vice-president Al Harazin (now with the Mets) were instrumental in initiating and directing the DH program thru its successful infancy.

### ORIOLE ADVOCATES, INC.

The Oriole Advocates, Inc. is a unique non-profit corporation dedicated to promoting and stimulating interest in the game of baseball at both the amateur and professional levels. The organization, founded officially in July, 1960, comprises some 75 men and women drawn from a wide cross-section of the Baltimore-area business community.

Thru the years, the Advocates have made substantial financial contributions primarily to youth organizations, and have played a major role in the restoration of Babe Ruth's birthplace on Emory Street. Recently the Advocates provided the leadership in establishing the Baltimore Orioles "Hall of Fame" (see page 175). . . They have also become an essential arm of the Orioles' public relations and promotions program. On "souvenir giveaway" days at the stadium, it is the Advocates who see to it that every eligible person coming to the park receives the souvenir item.

Probably the biggest contribution of all, however, has been the formation and administration of the Junior Orioles program that began in '63 with 750 youngsters and reached an all-time high of 20,000 members (in '77). It is a massive undertaking, a quality "knothole" program that requires a great deal of time and effort.

**1983 Officers:** President-Ray Weinstein; 1st Vice President-Chuck Lippy; 2nd Vice President-Bill Schofield; Secretary-Peck Minder; Treasurer-Charlie Pecot. Board of Directors-Don Blum, Doug Canham, Mike Pintzuk, Leo Neudling.

### RULES OF INTEREST (Continued from page 52)

The player's individual consecutive-game hitting streak shall be determined by the consecutive games in which the player appears and is not determined by his Club's games.

**Save Rule (10:20):** Credit a pitcher with a save when he is the finishing, but not the winning pitcher, and when he qualifies under one of the following conditions:

- (1) he enters the game with a lead of no more than three runs and pitches for at least one inning, or
- (2) he enters the game with the potential tying run either on base, at bat, or on deck, or
- (3) he pitches effectively for at least three innings regardless of his club's lead.

The current rule was adopted in 1975. Saves became official for the first time in '69. . . The original rule was amended in '73 then revised again in '75.

# ORIOLES ALL-STAR GAME SELECTEES—1954-1982

PLAYERS	PLAYERS	PLAYERS	PLAYERS
<b>1954</b> Bob Turley (DNP)	<b>1962</b> Jim Gentile	<b>1969</b> Paul Blair	<b>1973</b> Paul Blair
<b>1955</b> Jim Wilson (DNP)	Milt Pappas	Dave Johnson*	Brooks Robinson (ST)
<b>1956</b> George Kell (ST)	Brooks Robinson	Dave McNally	1974 Mike Cuellar (DNP)
<b>1957</b> George Kell (ST)	Hoyt Wilhelm*	Boog Powell (ST)	Bobby Grich (ST)
Billy Loes	<b>1963</b> Luis Aparicio	Brooks Robinson	Brooks Robinson (ST)
Gus Triandos (DNP)	Brooks Robinson	Frank Robinson (ST)	1975 Jim Palmer (DNP)
<b>1958</b> Billy O'Dell	Steve Barber*	1970 Mike Cuellar (DNP)	1976 Mark Belanger
Gus Triandos (ST)	<b>1964</b> Luis Aparicio*	Dave Johnson (ST)	Bobby Grich (ST)
<b>1959</b> Gus Triandos (ST)	Brooks Robinson (ST)	Jim Palmer (ST)	1977 Jim Palmer (ST)†
Billy O'Dell	Norm Siebern	Boog Powell (ST)	Ken Singleton
Gus Triandos (ST)	<b>1965</b> Milt Pappas (ST)†	Brooks Robinson	1978 Jim Palmer (ST)†
<b>1960</b> Chuck Estrada	Brooks Robinson (ST)	Frank Robinson (ST)	Mike Flanagan (DNP)
Jim Gentile	<b>1966</b> Steve Barber (DNP)	1971 Don Buford	Eddie Murray (DNP)
Ron Hansen (ST)	Andy Etchebarren (DNP)	Mike Cuellar	1979 Ken Singleton
Brooks Robinson	Brooks Robinson (ST)	Jim Palmer	Don Stanhouse (DNP)
<b>1961</b> Jack Brandt	Frank Robinson (ST)	Boog Powell*	1980 Al Bumbry
Jim Gentile	<b>1967</b> Andy Etchebarren (DNP)	Brooks Robinson (ST)	Steve Stone (ST)†
Brooks Robinson	Frank Robinson (DNP)	1972 Pat Dobson (DNP)	1981 Scott McGregor (DNP)
Hoyt Wilhelm	<b>1968</b> Dave Johnson	Bobby Grich (ST)†	Eddie Murray
	Boog Powell	Jim Palmer (ST)†	1982 Eddie Murray
	Brooks Robinson (ST)	Brooks Robinson (ST)	

MANAGERS: Hank Bauer, '67; Paul Richards, '61; Earl Weaver, '70, '71, '72, '74; '80

\*—Selected but did not attend due to injury

†—Started but not elected

‡—Honorary Manager

## ALL-STAR GAME NOTES

**1982: Eddie Murray** was the O's lone representative for the July 13 contest at Montreal as he was selected as a reserve by A.L. and Oakland manager **Billy Martin**. It was his 3rd all-star selection and marked the 2nd straight year he had been named to the A.L. squad. **Eddie** played the final 4 innings at 1st and was 0-for-1 at the plate with a walk in the National League's 4-1 win, the N.L.'s 11th straight victory and the 19th in the last 20 games. Orioles' coach **Elrod Hendricks** served as batting practice catcher for the American League squad.

**Elected Starters:** In '81, **Ken Singleton** became Baltimore's 1st elected starter since '76 when he finished 2nd to **Reggie Jackson** in the A.L. outfield balloting. He became the 3rd Orioles' player to homer in an all-star game (see below) when he connected off **Tom Seaver** in the August 9 game at Cleveland.

Other O's who have been elected to starting positions are **Boog Powell** ('70, '71), **Brooks Robinson** ('71, '72, '73, '74), **Frank Robinson** ('71), and **Bobby Grich** ('76). In addition, pitchers **Jim Palmer** ('70, '72, '77, '78) and **Steve Stone** ('80) have been chosen by the manager to start.

Selection of the starting team was returned to the fans in '70 under the sponsorship of the Gillette Company in cooperation with Major League Baseball. Following the ballot box "stuffing" incident in Cincinnati in '57, responsibility for choosing the starting teams was entrusted to major league players for 12 years ('58 thru '69). In '82 there were 9,347,447 votes cast.

**Orioles All-Star MVPs:** Three Orioles have won "mvp" honors in all-star competition: **Billy O'Dell** ('58), **Brooks Robinson** ('66) and **Frank Robinson** ('71).

O'Dell, the former Orioles lefthander who also pitched for the Giants, Braves and Pirates, hurled the last three innings of the only all-star game ever played in Baltimore and retired all nine batters he faced to protect a one run lead, thus giving the A.L. a 4-3 win.

Brooks won the '66 Arch Ward Memorial Trophy on the strength of a 3-for-4 effort at bat (including a triple) and an 8-for-8 performance afield. He was the first player from a losing team to be so honored.

Frank's fourth inning home run at Detroit in '71 put the A.L. on top to stay and earned him "mvp" honors. It was the first all-star victory since '62 for the A.L. which has not won an all-star game since '71.

## Orioles All-Star Home Runs

Player	Date	Site	Pitcher	Inning	Men On
Brooks Robinson	July 11, '67	Anaheim	Ferguson Jenkins	6th	None
Frank Robinson	July 13, '71	Detroit	Dock Ellis	3rd	One
Ken Singleton	August 9, '81	Cleveland	Tom Seaver	2nd	None

# ORIOLES CHAMPIONSHIP SERIES SUMMARY

Game No.	Date	Site		Line Score	Attendance
1969					
1	10/4	BAL.	Min. 3- 4-2 (12) Bal. 4-10-1	J. Perry, Perranoski (9) (L) Cuellar, Richert (9), Watt (10), Lopez (12), D. Hall (12) (W) HR: F. Robinson, Belanger, Powell, Oliva	43,076
2	10/5	BAL.	Min. 0- 3-1 (11) Bal. 1- 8-0	Boswell (L), Perranoski (11) McNally (W)	41,704
3	10/6	MIN.	Bal. 11-18-0 Min. 2-10-2	Palmer (W) R. Miller (L), Woodson (2), T. Hall (4), Worthington (5), Grzenda (6), Chance (7), Perranoski (9)	32,735 (120,150)
HR: Blair					
1970					
1	10/3	MIN.	Bal. 10-13-0 Min. 6-11-2	Cuellar, D. Hall (5) (W) J. Perry (L), Zepp (4), Woodson (5), Williams (6), Perranoski (9) HR: Cuellar (3 on, J. Perry), Buford, Powell, Killebrew	26,847
2	10/4	MIN.	Bal. 11-13-0 Min. 3- 6-2	McNally (W) T. Hall (L), Zepp (4), Williams (5), Perranoski (8), Tiant (9) HR: F. Robinson, Killebrew, Oliva, D. Johnson	27,490
3	10/5	BAL.	Min. 1- 7-2 Bal. 6-10-0	Kaat (L), Blyleven (3), T. Hall (5), J. Perry (7) Palmer (W) HR: D. Johnson	27,608 ( 81,945)
1971					
1	10/3	BAL.	Oak. 3- 9-0 Bal. 5- 7-1	Blue (L), Fingers (8) McNally (W), Watt (8) (S)	42,621
2	10/4	BAL.	Oak. 1- 6-0 Bal. 5- 7-0	Hunter (L) Cuellar (W) HR: B. Robinson, Powell-2, Hendricks	35,003
3	10/5	OAK.	Bal. 5-12-0 Oak. 3- 7-0	Palmer (W) Segui (L), Fingers (5), Knowles (7), Locker (7), Grant (8) HR: Jackson-2, Bando	33,176 (110,800)
1973					
1	10/6	BAL.	Oak. 0- 5-1 Bal. 6-12-0	Blue (L), Pina (1), Odom (3) Fingers (8) Palmer (W)	41,279
2	10/7	BAL.	Oak. 6- 9-0 Bal. 3- 8-0	Hunter (W), Fingers (8) (S) McNally (L), Reynolds (8), G. Jackson (9) HR: Campaneris, Rudi, Bando-2	48,425
3	10/9	OAK.	Bal. 1- 3-0 (11) Oak. 2- 4-3	Cuellar (L) Holtzman (W) HR: Williams, Campaneris	34,367
4	10/10	OAK.	Bal. 5- 8-0 Oak. 4- 7-0	Palmer, Reynolds (2), Watt (7) G. Jackson (7) (W) Blue, Fingers (7) (L) HR: Etchebarren, Grich	27,497
5	10/11	OAK.	Bal. 0- 5-2 Oak. 3- 7-0	Alexander (L), Palmer (4) Hunter (W)	24,265 (175,833)
1974					
1	10/5	OAK.	Bal. 6-10-0 Oak. 3- 9-0	Cuellar (W), Grimsley (9) Hunter (L), Odom (5), Fingers (9) HR: Blair, B. Robinson, Grich	41,609
2	10/6	OAK.	Bal. 0- 5-2 Oak. 5- 8-0	McNally (L), Garland (6) Reynolds (7), G. Jackson (8) Holtzman (W) HR: Bando, Fosse	42,810
3	10/8	BAL.	Oak. 1- 4-2 Bal. 0- 2-1	Blue (W) Palmer (L) HR: Bando	32,060
4	10/9	BAL.	Oak. 2- 1-0 Bal. 1- 5-1	Hunter (W), Fingers (8) (S) Cuellar (L), Grimsley (5)	28,136 (144,615)
1979					
1	10/3	BAL.	Cal. 3- 7-1 (10) Bal. 6- 6-0	Ryan, Montague (8) (L) Palmer, Stanhouse (10) (W) HR: Ford, Lowenstein	52,787
2	10/4	BAL.	Cal. 8-10-1 Bal. 9-11-1	Frost (L), Clear (2), Aase (8) Flanagan (W), Stanhouse (8) HR: Ford, Murray	52,108
3	10/5	CAL.	Bal. 3- 8-3 Cal. 4- 9-0	D. Martinez, Stanhouse (9) (L) Tanana, Aase (6) (W) HR: Baylor	43,199
4	10/6	CAL.	Bal. 8-12-1 Cal. 0- 6-0	McGregor (W) Knapp (L), Laroche (3), Frost (4), Montague (7), Barlow (9) HR: Kelly	43,199 (191,293)
					(824,636)



# ORIOLES WORLD SERIES SUMMARY

# ORIOLES WORLD SERIES SUMMARY (Cont.)

Game No.	Date	Site	Line Score	Attendance
1	10/5	L.A.	Bal. 5-9-0 L.A. 2-3-0 McNally, Drabowsky (3) (W) Drysedale (L), Moeller (3), R. Miller (5), Perranoski (8) HR: F. Robinson, B. Robinson, LeFebvre	55,941
2	10/6	L.A.	Bal. 6-8-0 L.A. 0-4-6 Palmer (W) Koufax (L), Perranoski (7), Regan (8), Brewer (9)	55,947
3	10/8	BAL.	L.A. 0-6-0 Bal. 1-3-0 HR: Blair Osteen (L), Regan (8) Bunker (W)	54,445
4	10/9	BAL.	L.A. 0-4-0 Bal. 1-4-0 HR: F. Robinson Drysedale (L) McNally (W)	54,458 (220,791)

1969						
1	10/11	BAL.	N.Y. Bal.	1- 6-1 4- 6-0 HR: Buford	Seaver (L), Caldwell (6), Taylor (7) Cuellar (W)	50,429
2	10/12	BAL.	N.Y. Bal.	2- 6-0 1- 2-0 HR: Clendenon	Koosman (W), Taylor (9) (S) McNally (L)	50,850
3	10/14	N.Y.	BAL. N.Y.	0- 4-1 5- 6-0 HR: Agee, Kranepool	Palmer (L), Leonhard (7) Gentry (W), Ryan (7) (S)	56,335
4	10/15	N.Y.	BAL. N.Y.	1- 6-1 2-10-1 HR: Clendenon	(10) Cuellar, Watt (8), Hall (10) (L) Richert (10) Seaver (W)	57,367
5	10/16	N.Y.	Bal. N.Y.	3- 5-2 5- 7-0 HR: McNally, F. Robinson, Clendenon, Weis	McNally, Watt (L) Koosman (W)	57,397 (272,378)

1970					
1	10/10 CIN.	Bal. 4- 7-2 Cin. 3- 5-0 HR: L. May,	Palmer (W), Richert (9) (S) Nolan (L), Carroll (7) Powell, Hendricks, B. Robinson	51,531	
2	10/11 CIN.	Bal. 6-10-2 Cin. 5- 7-0 HR: Tolan, Powell, Bench	Cuellar, Phoebus (3) (W), Drabowsky (5), Lopez (7), D. Hall (7) (S) McGlothlin, Wilcox (5) (L), Carroll (5), Gullett (8)	51,531	
3	10/13 BAL.	Cin. 3- 9-0 Bal. 9-10-1 HR: F. Robinson, Buford, McNally (3 on, Granger)	Cloninger (L), Granger (6), Gullett (7) McNally (W)	51,773	
4	10/14 BAL.	Cin. 6- 8-3 Bal. 5- 8-0 HR: B. Robinson, Rose, L. May	Nolan, Gullett (3), Carroll (6) (W) Palmer, Watt (8) (L), Drabowsky (9)	53,007	
5	10/15 BAL.	Cin. 3- 6-0 Bal. 9-15-0 HR: F. Robinson, Rettenmund	Merritt (L), Granger (2), Wilcox (3), Cloninger (5), Washburn (7), Carroll (8) Cuellar (W)	45,341 (253,183)	

1971						
1	10/9	BAL.	Pit. 3- 3-0 Bal. 5-10-3 HR: F. Robinson, Rettenmund, Buford	Ellis (L), Moose (3), R. Miller (7) McNally (W)	53,229	
2	10/11	BAL.	Pit. 3- 8-1 Bal. 11-14-1 HR: Hebner	B. Johnson (L), Kison (4), Moose (4), Veale (5), R. Miller (6), Giusti (8) Palmer (W), R. Hall (9) (S)	53,239	
3	10/12	PIT.	Bal. 1- 3-3 Pit. 5- 7-0 HR: Robertson, F. Robinson	Cuellar (L), Dukes (7), Watt (8) Blass (W)	50,403	
4	10/13	PIT.	Bal. 3- 4-1 Pit. 4-14-0	Dobson, G. Jackson (6), Watt (7) (L), Richert (8) Walker, Kison (1) (W), Giusti (8) (S)	51,378	
5	10/14	PIT.	Bal. 0- 2-1 Pit. 4- 9-0 HR: Robertson	McNally (L), Leonhard (5), Dukes (6) Briles (W)	51,377	
6	10/16	BAL.	Pit. 2- 9-1 Bal. 3- 8-0 HR: Clemente, Buford	Moose, B. Johnson (6), Giusti (7), (10) R. Miller (9) (L) Palmer, Dobson (10), McNally (10) (W)	44,174	
7	10/17	BAL.	Pit. 2- 6-1 Bal. 1- 4-0 HR: Clemente	Blass (W) Cuellar (L), Dobson (9), McNally (9)	47,291 (351,091)	

Game No. 1979	Date	Site		Line Score	Attendance
1	10/10	BAL.	Pit. 4-11-3	Kison (L), Rooker (1), Romo (5), D. Robinson (6), G. Jackson (8) Flanagan (W) HR: DeCinces, Stargell	53,735
2	10/11	BAL.	Pit. 3-11-2	Blyleven, D. Robinson (7) (W), Tekulve (9) (S)	53,739
		Bal.	2- 6-1	Palmer, T. Martinez (8), Stanhouse (9) (L) HR: Murray	
3	10/12	PIT.	Bal. 8-13-0	McGregor (W)	50,848
		Pit.	4- 9-2	Candelaria (L), Romo (4), G. Jackson (7), Tekulve (8) HR: Ayala	
4	10/13	PIT.	Bal. 9-12-0	D. Martinez, Stewart (2), Stone (5), Stoddard (7) (W)	50,883
		Pit.	6-17-1	Bibby, G. Jackson (7), D. Robinson (8), Tekulve (8) (L) HR: Stargell	
5	10/14	PIT.	Bal. 1- 6-2	Flanagan (L), Stoddard (7), D. Martinez (7), Stanhouse (8)	50,920
		Pit.	7-13-1	Rooker, Blyleven (6) (W)	
6	10/16	BAL.	Pit. 4-10-0	Candelaria (W), Tekulve (7) (S)	53,739
		Bal.	0- 7-1	Palmer (L), Stoddard (9)	
7	10/17	BAL.	Pit. 4-10-0	Bibby, D. Robinson (5), G. Jackson (5) (W), Tekulve (8) (S)	53,733
		Bal.	1- 4-2	McGregor (L), Stoddard (9), Flana- gan (9), Stanhouse (9), T. Martinez (9), D. Martinez (9) HR: Dauer, Stargell	(367,597)
					(1,465,040)

**WORLD SERIES NOTES:** Despite having lost three of their five World Series, the O's maintain a winning record in games (15-13). They are 9-6 at home and 6-7 on the road. The Birds have won the first game of all 11 post-season events in which they have participated including five world series and six ALCS.

A total of 1,465,040 have seen the O's in five world series (28 games), an average of 52,323. This figure includes 773,182 that have attended the 15 world series games played in Baltimore (average 51,545).

In all the O's have played 50 post-season games (22 ALCS, 28 WS) and have drawn a total of 2,289,676 (average 45,794). . . In 26 games at Memorial Stadium (11 ALCS, 15 WS) a total of 1,217,989 have turned out (average 46,846).

**ALCS NOTES:** The O's have played in 6 LCS in 12 years of divisional play, and lead or are among the leaders in the following categories:

**Most LCS Games:** (1) 23-Oakland; (2) 22-Baltimore, Cincinnati, Pittsburgh.  
**Most Series Won:** (1) 4-Baltimore, Cincinnati, Los Angeles, N.Y. Yankees.  
**Most Games Won:** (1) 15-Baltimore; (2) 14-Cincinnati; (3) 12-Los Angeles, N.Y. Yankees.

**W-L Pct:** (1) 1.000-Boston (3-0); (2) .750-N.Y. Mets (6-2); (3) .706-Los Angeles (12-5); (4) .682-Baltimore (15-7).

**Games Hosted:** (1) 11-Baltimore, Cincinnati; (3) 10-N.Y. Yankees, Oakland, Pittsburgh.

**10 in Row:** The O's won the 1st 10 ALCS games they played. They swept Minnesota in '69 & '70, and Oakland in '71, then beat the A's in game 1 '73 before losing the 2nd game that year.

The Birds have won the 1st game of all 6 LCS in which they've participated (as well as the opener in all 5 of their world series).

**Attendance:** A total of 824,636 have paid to see the O's in their 22 ALCS games (average 37,483), including 444,807 for 11 games played in Baltimore (average 40,437). . . See "World Series Notes" above for post-season attendance totals.

The largest crowd for any ALCS game involving the Orioles was 52,787 for game 1 in '79 vs. California at Baltimore.

## ORIOLES WORLD SERIES POOL SHARES (Year by Year)

Since 1960 (the 1st year they qualified for a share) the O's have finished in the 1st division 20 times in 23 seasons thereby qualifying in all but 3 years ('62, '67, '78) for a share of the world series pool (combined since '69 with championship series).

Here are the individual shares that Baltimore players have received in this period:

1960 - \$ 1,154.68 (2nd place)	1972 - \$ 330.88 (3rd place East)
1961 - 946.17 (3rd place)	1973 - 7,469.77 (1st place East)
1963 - 740.85 (4th place)	1974 - 7,394.76 (1st place East)
1964 - 971.85 (3rd place)	1975 - 1,245.15 (2nd place East)
1965 - 1,187.07 (3rd place)	1976 - 1,652.12 (2nd place East)
1966 - 11,683.04 (World Champions)	1977 - 1,173.30 (2nd place East tie)
1968 - 1,904.04 (2nd place)	1979 - 22,113.94 (A.L. Champions)
1969 - 14,904.21 (A.L. Champions)	1980 - 2,668.71 (2nd place East)
1970 - 18,215.78 (World Champions)	1981 - 757.87 (3rd place East*)
1971 - 13,906.46 (A.L. Champions)	1982 - 2,926.54 (2nd place East)
	\$113,753.79 - Total

\*Though Orioles had 2nd best full season record in A.L. East, they received only 3rd place money because New York and Milwaukee both won half-season championships.

## ORIOLES FARM SYSTEM MINOR LEAGUE AFFILIATES, 1983

Club	Nickname	League	Class	Manager
Rochester, N.Y.	"Red Wings"	International	AAA	Lance Nichols
Charlotte, N.C.	"Orioles"	Southern	AA	Grady Little
Hagerstown, Md.	"Suns"	Carolina	A	John Hart
San Jose, Ca.	"Bees"	California	A	Frank Verdi
Newark, N.Y.	"Orioles"	New York-Penn.	A	Art Mazmanian
*Bluefield, W. Va.	"Orioles"	Appalachian	Rookie	Greg Biagini

Farm Club Coaches: Dominic Chiti, Tom Chism, Paul McNeal, Pete Torrez, Mark Wiley.

Farm System Instructors: Ken Rowe, pitching; Ralph Rowe, organization batting instructor; Minnie Mendoza, minor league batting instructor.

Farm System Officials: Rochester—Bob Goughan & Bill Terlecky (Co-G.M.'s); Richard Bancells (Trainer)... Charlotte—Frances Crockett (Pres./G.M.); Neil Yarrington (Trainer)... Hagerstown—Bob Miller (G.M.); Jamie Reed (Trainer)... San Jose—Harry Steve (G.M.)... Bluefield—Allen Coppinger (Pres.); George Fanning (G.M.); Jeff Wood (Trainer).

Training Base: The Orioles' minor league training complex is located at Biscayne College in North Miami (16400 N.W. 32nd Ave., Miami, Fla. 33054)... Telephones: (305) 625-7433 and 625-7434... Mailing address: Baltimore Orioles, P.O. Box 1868, Opa Locka, Fla. 33055.

Reporting Date: Early workouts for selected players begin on Thursday, March 3... All other pitchers and catchers start on Wednesday, March 16 with all other infielders and outfielders beginning workouts on Saturday, March 19.

\*Franchise owned by Baltimore Orioles.

### SCOUTING STAFF

#### Special Assignments

**JIM RUSSO**  
502 Lering Drive  
Ballwin, MO 63011

**BILL WERLE**  
833 W. 28th Ave.  
San Mateo, CA 94403

#### Regional Supervisors

**LEN JOHNSTON**  
(Mid-America)  
8900 Keystone Crossing  
Indianapolis, IN 46240

**JOHN STOKOE**  
(Eastern)  
12 Bradford Pl.  
Slingerlands, NY 12159

**JACK BAKER**  
2215 Willowgrove Ave.  
Kettering, OH 45409

**\*JIM GILBERT**  
(Mid-Atlantic States)  
1101 St. Paul St.  
Baltimore, MD 21202

**\*JIM PAMLAYNE**  
(Florida)  
P.O. Box 3562  
Orlando, FL 32802

**\*JOE BOWMAN**  
(Midwest-Plains States)  
2001 W. 83rd St.  
Leawood, KS 66206

**\*JOHN HAGEMANN**  
(New Jersey & New York)  
44 Stevenson Pl.  
Staten Island, NY 10309

**ROBERT ROSELLI**  
1548 Hemlock Ave.  
San Mateo, CA 94401

**ART BROPHY**  
2043 Madison St.  
Hollywood, FL 33020

**\*MYRON "RED" HAYWORTH**  
(So. Virginia; No. & So. Carolina)  
507 Oakview Rd.  
High Point, NC 27260

**JACK SANFORD**  
1441 Penman Rd.  
Neptune Beach, FL 32233

**DAN CRESSMAN**  
10389 104th Ave., N.  
Seminole, FL 33540

**\*MARK JUST**  
(Midwest States)  
416 Dell Lane  
Highland Park, IL 60035

**BILL TEED**  
15 Overhill Rd.  
Enfield, CT 06082

**\*RAY CRONE**  
(Louisiana & Texas)  
916 Northwest Panorama  
Waxahachie, TX 75165

**\*GEORGE LAUZERIQUE**  
(No. Cal., Nev., Mexico, Cent. Amer.)  
3471 Cumberland Gap Ct.  
Pleasanton, CA 94566

**\*TOMMY THOMPSON**  
(Michigan, Ohio, Kentucky)  
518 Miller St.  
Lebanon, OH 45036

**\*ED CROSBY**  
(Southern California & Hawaii)  
11463 Anticost Way  
Cypress, CA 90630

**BILL LAWLOR**  
1000 Woodstock Rd.  
Roswell, GA 30075

**PETE TORREZ**  
12 Hume Ct.  
Towson, MD 21204

**JOE DE LUCCA**  
11 Kingsland Pl.  
Babylon, NY 11702

**EARL MacKENZIE**  
845 Trillium Park  
Sarnai, Ontario, Canada

**HERMAN WELSH**  
502 Snyder St.  
Connellsville, PA 15425

**\*JIM DRISCOLL**  
(Mountain States)  
948 So. Alma School Rd.  
Mesa, AZ 85202

**MINNIE MENDOZA**  
4110 Broadview Dr.  
Charlotte, NC 28210

**\*JERRY ZIMMERMAN**  
(Pacific NW & Western Canada)  
13650 Fernridge Ave.  
Milwaukie, OR 97222

**\*JOSE GARCIA**  
(Caribbean)  
P.O. Box 7992  
Caguas, PR 00626

**\*LAMAR NORTH**  
(Southeast States)  
1307 South Crest Rd.  
Rossville, GA 30741

\*Territorial Supervisor (territory in parentheses).

### FARM SYSTEM—1982

The Orioles' AAA team in Rochester qualified for the International League playoffs for the 3rd straight year with a 4th place finish (72-68) in the regular season. However, the Red Wings swept regular season champion Richmond in 3 games in the semifinals before losing to Tidewater, 3 games to none, in the championship series. Outfielder John Shelby was selected to the I.L. all-star team at the end of the season.

Baltimore's rookie club, the Bluefield Orioles, won the Appalachian League pennant with a 47-22 (.681) record, matching the 2nd best one season mark in the history of the Orioles' farm system. First-year manager John Hart was the loop's "manager of the year", and 4 O's were selected to the all-league team: 1st baseman Jim Traber (league rbi leader, 63), 3rd baseman Jeff Doerr, lefthanded pitcher Tandy Charley and outfielder Mike Vanderburg (utility).

(Continued on page 59)

### FARM SYSTEM NOTES '82 (Cont.)

Other Orioles' minor league all-stars were shortstop Jesus Alfaro for Charlotte (66-77) in the class AA Southern League and 3rd baseman Pat Dumouchelle at Hagerstown (71-65) in the class A Carolina League.

Baltimore's farm clubs finished with a cumulative record of 256-232 (.525) in '82, improving the O's minor league organization mark over the past 20 seasons to 6973-6315 (.525). The Orioles were chosen as the Topps' "Baseball Organization of the Year" in '66, '71, and '72.

### CLYDE KLUTTZ MEMORIAL AWARD

Named in honor of the Orioles' director of player development who died in May 1979, the CLYDE KLUTTZ MEMORIAL AWARD is presented annually to the Baltimore organization player "who best exemplifies Clyde's integrity, desire, dedication, and loyalty to the game of baseball and the Baltimore Orioles." Clyde had spent 41 years in baseball when he passed away at the age of 61.

The winners of the Kluttz Award to date: 1979—Tom Eaton (2b); 1980—Cal Ripken, Jr. (3b); 1981—Victor Rodriguez (2b). The 1982 winner will be announced in April.

### ORIOLES' INTER-LEAGUE DEALS SINCE 1959

Date	Players Acquired	From	In Deal For
12/ 2/59	Jack Brandt (of), Gordon Jones (p) & Roger McCardell (c) . . . . .	S.F.	Billy O'Dell (p), Billy Loes (p)
12/ 2/59	Gene Green (c) & Chuck Staniland (c) (to Miami) . . . . .	St. L.	Bob Nieman (of)
12/15/59	John Powers (of) . . . . .	Cin.	cash
12/15/62	Stu Miller (p), Mike McCormick (p) & John Orsino (c) . . . . .	S.F.	Billy Hoefft (p), Jack Fisher (p) & Jim Coker (c)
12/15/62	Joe Gaines (of) . . . . .	Cin.	Dick Luebke (p) & Willard Oplinger (if), both assigned to Reds' farm system, + cash
12/14/63	Harvey Haddix (p) . . . . .	Pitts.	Dick Yench (if)
12/ 6/65	Jack Baldschun (p) . . . . .	Phila.	Jack Brandt (of) & Darold Knowles (p)
12/ 9/65	Frank Robinson (of) . . . . .	Cin.	Milt Pappas (p), Jack Baldschun (p), & Dick Simpson (of)
12/ 4/68	Mike Cuellar (p), Elijah Johnson (1b) & Enzo Hernandez (if) (to Stockton) . . . . .	Hous.	Curt Blefary (of) & John Mason (1b) (to Astros farm system)
11/30/70	Jerry DaVanon (if) . . . . .	St. L.	Moe Drabowsky (p)
12/ 1/70	Pat Dobson (p) & Tom Dukes (p) . . . . .	S.D.	Tom Phoebus (p), Fred Beene (p), Al Severinsen (p) & Enzo Hernandez (if)
12/16/70	Grant Jackson (p), Jim Hutto (c) & Sam Parilla (of) (both to Rochester) . . . . .	Phila.	Roger Freed (of)
12/ 2/71	Doyle Alexander (p), Bob O'Brien (p), Sergio Robles (c) (to Rochester), Royle Stillman (of) (to Rochester) . . . . .	L.A.	Frank Robinson (of) & Pete Richert (p)
12/ 1/72	Earl Williams (c) & Taylor Duncan (if) (to Asheville) . . . . .	Atlanta	Dave Johnson (2b), Pat Dobson (p), Roric Harrison (p) & Johnny Oates (c)
12/ 4/73	Ross Grimsley (p) & Wallace Williams (c) (to Bluefield) . . . . .	Cin.	Merv Rettenmund (of), and Junior Kennedy (if) & Bill Wood (c), (both to Reds' farm system)
12/ 7/73	Cash . . . . .	Phila.	Eddie Watt (p)
12/ 3/74	Lee May (1b) and Jay Schlueter (of) (to Rochester) . . . . .	Hous.	Rob Andrews (2b) and Enos Cabell (if-of)
12/ 4/74	Ken Singleton (of) and Mike Torrez (p) . . . . .	Montreal	Dave McNally (p), Richie Coggins (of) and Bill Kirkpatrick (p) (from Rochester to Memphis)
12/ 8/77	Don Stanhouse (p), Joe Kerrigan (p), and Gary Roenicke (of) . . . . .	Montreal	Rudy May (p), Randy Miller (p) and Bryn Smith (p) (Rochester to Denver)
2/10/82	Paul Moskau (p) . . . . .	Cin.	Wayne Krenchicki (if) (player named later on 2/15/82)
3/26/82	Joe Nolan (c) . . . . .	Cin.	Brooks Carey (p) and Dallas Williams (of) (both assigned to Indianapolis)

The Orioles have made 21 separate transactions with N.L. clubs during inter-league trading periods since the inception of the practice in 1959. They have dealt with the Reds 6 times, with the Phillies 6 times and with the Giants, Astros, Cardinals and Expos, twice each... The Birds have also traded once each with the Dodgers, Pirates, Padres and Braves... They have not dealt with the Mets or Cubs.



## ORIOLES AND THE RE-ENTRY DRAFT

Year	O's Players Eligible	Signed With
1976	Wayne Garland (p) Bobby Grich (2b) Reggie Jackson (of) Royle Stillman (of)	Cleveland California New York (AL) Chicago (AL)
1977	Dick Drago (p) Ross Grimsley (p) Elliott Maddox (of)	Boston Montreal New York (NL)
1978	Al Bumbry (of)	Baltimore
1979	Don Stanhouse (p)	Los Angeles
1982	John Lowenstein (of) Joe Nolan (c)	Baltimore Baltimore
Players Signed by O's		
1976	Billy Smith (if)	Previous Club California
1978	Steve Stone (p) Al Bumbry (of)	Chicago (AL) Baltimore
1980	Jim Dwyer (of) Jose Morales (dh-c)	Boston Minnesota
1982	John Lowenstein (of) Joe Nolan (c)	Baltimore Baltimore

## ORIOLES' MAJOR LEAGUE (PROFESSIONAL) DRAFT SELECTIONS, 1953 THRU 1982

1953..... Chuck Diering, of (\$15,000) Vinicio Garcia, if (\$7,500)	1963..... Mike Fiore, 1b (\$8,000) Jim Jankow, p (\$8,000) Bill McMahon, p (\$8,000)
1955..... Bob Boyd, 1b (\$10,000)	1964..... Byron Randolph, p (\$8,000) Ted Miller, p (\$8,000) John Jeter, of (\$8,000)
1956..... Tommy Paton, c (\$10,000)	1965..... Moe Drabowsky, p (\$25,000) Gene Brabender, p (\$25,000)
1957..... Bert Hamric, of (\$15,000)	1966..... Owen Johnson, c (\$25,000) Elrod Hendricks, c (\$25,000)
1960..... Hank Foiles, c (\$25,000) Dave Massarelli, c (\$12,000)	1967..... Larry Miller, p (\$25,000) Tom Shopay, of (\$25,000)
1961..... Billy Short, p (\$25,000) Ozzie Virgil, c (\$25,000) Steve Cosgrove, p (\$12,000)	1968..... Mike Johnson, p (\$25,000) 1976..... Mike Dimmel, of (\$25,000) 1977..... Andy Replogle, p (\$25,000)
1962..... Dave May, of (\$12,000) Paul Blair, of (\$12,000) Roger Sorenson, of (\$8,000)	
1963..... Lou Jackson, of (\$25,000)	

The major league draft is held annually at baseball's winter meetings and is followed with a separate selection by National Association clubs from class AAA to A levels. Until 1958 major league clubs could draft players within a range between \$15,000 (for AAA players) and \$2,000 (for class D players). In 1958 the price for big league drafts rose to \$25,000.

However, in 1959, a first year player draft at the big league level was set up to discourage the payment of inordinately large bonus payments to free agents. The new rule provided that first year players could be selected at the major league level (if not protected on a major league team's 40 man roster) for \$12,000. In 1961 an even lower draft price was set up for more recent first year players. That figure was \$8,000.

That year, incidentally, the Baltimore organization set a record of sorts by being relieved of 19 eligible first year players (seven during the big league selections and 11 more during the minor league draft). In 1965 the first year player draft began to lose its significance and then disappeared in 1970.

## ORIOLES EXPANSION DRAFT LOSSES

### December 1960—

**Los Angeles Angels**—Pitchers Dean Chance and Ron Moeller and infielder Don Ross, each for \$75,000. . . Outfielder Albie Pearson selected from Rochester roster for \$25,000.

**Washington Senators**—Catcher Gene Green, infielder Billy Klaus and outfielders Chuck Hinton and Gene Woodling, each for \$75,000. . . Infielder Leo Burke selected from Rochester roster for \$25,000.

### October 1968—

**Kansas City Royals**—Pitcher Roger Nelson (first player chosen in draft), pitchers Wally Bunker and Moe Drabowsky, and first baseman Mike Fiore, each for \$175,000.

**Seattle Pilots**—Catcher Larry Haney and pitcher John Morris, each for \$175,000.

### November 1976—

**Toronto Blue Jays**—Infielder Bob Bailor (first player selected by Toronto, second player chosen in draft—Ruppert Jones from K.C.—was first pick—by Seattle), pitcher Mike Darr and pitcher Mike Willis, each for \$175,000.

**Seattle Mariners**—Pitcher Dave Pagan and pitcher Bob Galasso, each for \$175,000.

## ORIOLES PLAY-BY-PLAY BROADCASTS

### Announcers

#### WMAR Television (Ch. 2)

Chuck Thompson and Brooks Robinson

#### WFBR Radio (1300)

Jon Miller and Tom Marr

#### SUPER TV (Subscription, Chs. 50 & 54)

Ted Patterson and Rex Barney

WMAR is in its 5th year of carrying Oriole baseball. WMAR and the O's signed a 4-year agreement after the '78 season and extended that for 2 more years in '82. The station will televise 2 spring exhibitions (Mar. 19 & Apr. 2) and 50 road games in '83.

In addition, an Orioles' television network comprising the following stations will carry major portions of the WMAR television schedule: WSBA (Ch. 43), York-Lancaster-Harrisburg, PA. . . WDCA (Ch. 20), Washington, D.C. . . WTVZ (Ch. 33), Norfolk, VA. . . WRLH (Ch. 35), Richmond, VA. . . WJTM (Ch. 45), Winston-Salem, NC

**Full Season Sponsors:** Anheuser-Busch Inc.; Datsun & Datsun Dealers; AAMCO Transmission; Provident Savings Bank; The Savings Bank of Baltimore; Crown Central Petroleum; Blue Cross-Blue Shield; Jerry's Chevrolet; Mid-Atlantic Milk Marketing Area; Equitable Bank; McDonald's; MSSIC; Coca-Cola; General Tire; Roy Rogers; Utz Potato Chip; Miller Brewing Co.

### CHUCK THOMPSON

A veteran of 41 years in broadcasting, Chuck Thompson is in his 24th season as a play-by-play announcer for the Orioles. At the end of last season, Chuck decided to curtail his broadcast schedule and in '83, he'll team with Brooks Robinson to do 52 games on television only. He does plan to continue his announcing duties for the Baltimore Colts.

Chuck began his announcing career in 1939 at WEEU in Reading. Three years later he became a staff announcer for WIBG in Philadelphia, where he covered Temple University football.

After seeing combat in three major European campaigns for the U.S. Army in World War II, he returned to Philadelphia to describe the action of the Phillies and A's, Warriors, Eagles, and Rockets (ice hockey).

He came to Baltimore in 1949 to do play-by-play for the International League Orioles, the Baltimore Bullets, U.S. Naval Academy football, and the Colts in the All-America Conference.

In 1955 Chuck joined the National Brewing Company's team of announcers and during the 24 years of that association did American League Orioles baseball for 19 years ('55-'56 and '62 thru '78), Colts football, Washington Senators baseball (1957-61), and the NBC-TV "Game-of-the-Week" (1959-60).

He has been named the outstanding sportscaster in Maryland by the National Sportscasters and Sportswriters Association on numerous occasions. A golfing and fishing enthusiast, Chuck and his wife Rose, have 3 children and 5 grandchildren. They reside in Timonium.

### BROOKS ROBINSON

(See Biography on page 63.)

WFBR is in the 1st year of a new 4-year contract to broadcast the Orioles thru '86. This is the 5th season that WFBR has carried the O's as the original 4-year agreement was signed after the '78 campaign. In addition to 10 spring training games (see exhibition schedule), WFBR will carry all 162 regular season games.

WFBR is the flagship station of a network comprising approximately 65 stations including WTOP (News Radio 15) in Washington, WOYK in York, PA, plus others in Maryland, Delaware, Pennsylvania, Virginia, West Virginia, North Carolina, and Florida.

**Full-Season Sponsors:** Maryland National Bank; Hillen Tire/Kelly Springfield; Chevrolet; Car Quest.

### JON MILLER

Jon Miller starts his 1st season on the Orioles' radio network after 3 seasons as a radio play-by-play announcer for the Boston Red Sox. His major league baseball experience also includes radio and television with the Texas Rangers in '78 & '79 and with the Oakland A's in '74. He broadcast his 1st major league game at age 22 with the A's.

Jon also has an extensive background in basketball, soccer, and hockey during his 13 years in broadcasting. He's done 10-15 games a season for the NBA's Golden State Warriors for the past 4 years and prior to that, was the voice of University of San Francisco basketball for 5 years. He also announced MISL games for the San Jose Earthquakes this past winter and did both television and radio for the Washington Diplomats in '77. He's broadcast soccer for the CBS, TVS, and Satelcast networks.

A renowned mimic, Jon can be heard to imitate such outstanding baseball announcers as Al Michaels, Vin Scully, and Chuck Thompson during breaks in the action (rain delays, etc.).

A native of the San Francisco Bay area, Jon and his wife Roberta have 2 children. . . They are currently residing in the Boston area but plan to move to Baltimore this summer.

#### TOM MARR

Tom Marr begins his 5th season on the Orioles' radio broadcast team. A veteran of 23 years in broadcasting, he has been with WFBR radio for the last 17 years. He made his debut as a major league play-by-play announcer in '79 but had previously done Orioles' games from Japan when the Birds made their trip to the Orient in '71.

He began his broadcasting career doing a high school sports show at WWDC in Washington, and later worked at stations in Rhode Island, Connecticut, and Virginia before coming to WFBR. He covered Baltimore's pro sports teams for the CBS Radio Network from '69 to '75 and was the weekend sports anchor at WMAR-TV for 3 years prior to joining the O's broadcasts.

Possessing an extensive background in both news and sports, Tom still participates in WFBR's award-winning discussion program, "Conference Call" as a regular panel member when not involved in baseball.

Born and raised in Montgomery County, Maryland, Tom is a graduate of Montgomery Blair High School in Silver Spring and a veteran of the U.S. Marine Corps. He is married and the father of 5 children. His wife, Sharon, is a Baltimore City Police Lieutenant.

**SUPER TV**, the subscription television service, located in McLean, Virginia, will carry Orioles' home games for the 2nd straight year on channel 54 in Baltimore and channel 50 in the Washington, D.C. area. In '83 SUPER TV will telecast 16 home games beginning with the Wednesday, Apr. 6 contest against Kansas City.

#### TED PATTERSON

Veteran Baltimore sportscaster Ted Patterson begins his 2nd year of broadcasting Orioles' games on SUPER TV. He became sports director of WPOC radio in Baltimore in Aug. '82 after 3 years with WMAR-TV, first as the weekend sports anchor and then as sports director.

Ted came to Baltimore in '73 as sports director at WBAL radio and was named Maryland "Sportscaster of the Year" 3 times in his 7 years there. At WBAL, he did an Orioles' pre-game show for 6 years and announced Morgan St. football in '78.

His sportscasting career began during his undergraduate days at the University of Dayton where he did play-by-play of Flyer basketball. He also did baseball and football while pursuing a master's degree at Miami University in Oxford, Ohio. From '68 thru '70 he did daily sports for the American Forces Radio and Television Service while serving in the U.S. Army. He later worked as producer and interviewer for Curt Gowdy's daily network radio show and also broadcast Cavaliers basketball and Crusaders hockey in Cleveland in the '72-'73 season.

Ted and his wife, Diana, have a son and a daughter and reside in Baltimore.

#### REX BARNEY

Former Brooklyn Dodgers pitcher Rex Barney starts his 2nd season as an Orioles broadcaster on SUPER TV. He has also served as the club's full-time public address announcer since '74.

A righthander with an outstanding fastball, Rex signed with Brooklyn in 1941 and made his major league debut with the Dodgers in '43, pitching in 9 games. After a 3-year stint in the U.S. Army, he rejoined Brooklyn in '46 and was with the club thru the '50 season, compiling a career record of 35-31. His best year was '48 when he was 15-13, including a 2-0 no-hit victory over the New York Giants at the Polo Grounds on Sep. 9. Rex pitched in 2 world series and had 5 career one-hitters.

Following his retirement, he became a sportscaster in '52 and did the Mutual Radio Baseball Game of the Day from '55 thru '57. He also broadcast games in the New York area for WOR-TV. Rex came to Baltimore in '60 and has worked for several area radio and television stations including WTOW, WCAO, WBAL, WAYE, and WJZ. Last season he hosted an Orioles' post-game interview show for WFBR and also filled in as a radio play-by-play announcer on numerous occasions.

#### BROOKS CALBERT ROBINSON, JR.

Born: May 18, '37; 6'1"; 190; Batted, R; Threw, R; Position, 3B.

**Birthplace/Residence:** Born in Little Rock, Arkansas, but has been a permanent resident of the Baltimore area since 1960. Now lives in Lutherville, in Baltimore County.

**Tenure:** 20 years, 72 days.

**Originally Signed By:** Baltimore.



YEAR CLUB	AVG.	G	AB	R	H	2B	3B	HR	RBI	BB	SO	SB	CS	HP
1955 York—1	.331	95	354	72	117	17	3	11	67	47	64	1	6	
Baltimore	.091	6	22	0	2	0	0	0	1	0	10	0	0	
1956 San Antonio	.272	154	577	72	157	28	6	9	74	54	57	1	2	4
Baltimore	.227	15	44	5	10	4	0	1	1	1	5	0	0	
1957 Baltimore	.239	50	117	13	28	6	1	2	14	7	10	1	0	1
San Antonio	.266	33	124	10	33	5	1	1	9	5	16	0	1	0
1958 Baltimore	.238	145	463	31	110	16	3	32	31	51	1	2	5	
1959 Baltimore	.284	88	313	29	89	15	2	4	24	17	37	2	2	2
Vancouver	.331	42	163	20	54	9	2	6	30	6	14	2	1	0
1960 Baltimore	.294	152	595	74	175	27	9	14	88	35	49	2	2	0
1961 Baltimore	.287	163	668	89	192	38	7	7	61	47	57	1	3	4
1962 Baltimore	.303	162	634	77	192	29	9	23	86	42	70	3	1	1
1963 Baltimore	.251	161	589	67	148	26	4	11	67	46	84	2	3	1
1964 Baltimore	.317	163	612	82	194	35	3	28	118	51	64	1	0	4
1965 Baltimore	.297	144	559	81	166	25	2	18	80	47	47	3	0	2
1966 Baltimore	.269	157	620	91	167	35	2	23	100	56	36	2	3	5
1967 Baltimore	.269	158	610	88	164	25	5	22	77	54	54	1	3	4
1968 Baltimore	.253	162	608	65	154	36	6	17	75	44	55	1	1	4
1969 Baltimore	.234	156	598	73	140	21	3	23	84	56	55	2	1	3
1970 Baltimore	.276	158	608	84	168	31	4	18	94	53	53	1	1	4
1971 Baltimore	.272	156	589	67	160	21	1	20	92	63	50	0	0	3
1972 Baltimore	.250	153	556	48	139	23	2	8	64	43	45	1	0	2
1973 Baltimore	.257	155	549	53	141	17	2	9	72	55	50	2	0	3
1974 Baltimore	.288	153	553	46	159	27	0	7	59	56	47	2	0	3
1975 Baltimore	.201	144	482	50	97	15	1	6	53	44	33	0	0	1
1976 Baltimore	.211	71	218	16	46	8	2	3	11	8	24	0	0	1
1977 Baltimore	.149	24	47	3	7	2	0	1	4	4	4	0	0	0
M.L. Totals	.267	2896	10654	1232	2842	482	68	268	1357	860	989	28	23	53

1—Signed by Baltimore as free agent on 6/1/55.

#### Championship Series Record

YEAR CLUB	AVG.	G	AB	R	H	2B	3B	HR	RBI	BB	SO	SB	CS	HP
1969 Baltimore	.500	3	14	1	7	1	0	0	0	0	0	0	0	0
1970 Baltimore	.583	3	12	3	7	2	0	0	1	0	1	0	0	0
1971 Baltimore	.364	3	11	2	4	1	0	1	3	0	1	0	0	0
1973 Baltimore	.250	5	20	1	5	2	0	0	2	1	1	0	0	0
1974 Baltimore	.083	4	12	1	1	0	0	1	1	1	0	0	0	0
C.S. Totals	.348	18	69	8	24	6	0	2	7	2	3	0	0	0

#### World Series Record

YEAR CLUB	AVG.	G	AB	R	H	2B	3B	HR	RBI	BB	SO	SB	CS	HP
1966 Baltimore	.214	4	14	2	3	0	0	1	1	1	0	0	0	0
1969 Baltimore	.053	5	19	0	1	0	0	0	2	0	3	0	0	0
1970 Baltimore	.429	5	21	5	9	2	0	2	6	0	2	0	0	0
1971 Baltimore	.318	7	22	2	7	0	0	0	5	3	1	0	0	0
W.S. Totals	.263	21	76	9	20	2	0	3	14	4	6	0	0	0

#### All-Star Game Record

YEARS	AVG.	G	AB	R	H	2B	3B	HR	RBI	BB	SO	SB	CS	HP
1960-74	.289	18	45	5	13	0	3	1	5	2	4	0	0	1

Brooks Robinson is one of only 182 men to have been elected to the National Baseball Hall of Fame (not including those who may be chosen by the special committees in March). His playing credentials are well documented below.

But, they represent only the tip of the iceberg. What really distinguishes Brooks from the field are the unlimited intangibles that he brought to his game and to his team. Qualities that made him both the most important and most beloved Oriole of all time.

They are what truly qualify him for membership in the most prestigious institution in all of sport, The National Baseball Hall of Fame.

As Earl Weaver once said about him, "Brooks leads the league every year in everything that's right."

#### HALL OF FAME

92%: On January 12, Brooks was officially elected to the Baseball Hall of Fame in a landslide. He received 92% of the votes cast (344 of 374) which was the 9th highest percentage in the history of the BBWAA Hall of Fame elections (surpassed only by Cobb, Aaron, Wagner, Ruth, Mays, Feller, Williams, and Musial).



## BROOKS ROBINSON (Cont.)

**14th on 1st Ballot:** He became only the 14th player elected to the Hall in his first year of eligibility (excluding the 5 who were picked in the Hall's first election).

**Marichal Also Earns Honor:** Juan Marichal, the stylish former Giant righthander (243-142), joined Brooks, gaining 83.6% of the vote (313 of 374) on this his 3rd year of eligibility. He became the first Latin American elected to the Hall in a general election (Roberto Clemente and Martin DiHigo were both chosen in a special election) and the first from his country (Dominican Republic) to take his rightful place in Cooperstown.

**Luis & The Killer:** Harmon Killebrew, who produced 573 home runs in his big league career, was 12 votes shy of the 281 needed for election (75%) in his 2nd year of consideration. Luis Aparicio (in 4th year of eligibility), the great shortstop who played for the O's on their 1st world championship team ('66), was the biggest gainer with 252 votes, an increase of 78 from the year before (174). . . Another ex-Oriole, Hoyt Wilhelm, ranked 5th with 243 votes.

**Brooks 3rd Modern Oriole:** Brooks, at the formal induction on July 31, will become the third Oriole to make it along with Frank Robinson (89%, 370 of 415) who was chosen on the 1st ballot a year ago along with Hank Aaron and Robin Roberts, the 286-game-winner who spent most of his career with the Phillies but pitched for the O's from '62 thru '65. Roberts entered the Hall in 1976 (87%, 337 of 388).

**12th Major League Oriole of All-Time:** Roger Bresnahan, Dan Brouthers, Candy Cummings, Hughie Jennings, Willie Keeler, Joe Kelley, Joe McGinnity, John McGraw, Robin Roberts, Frank Robinson, and Wilbert Robinson. Chief Bender, the former Philadelphia A's standout, never played with the O's but did pitch for the Baltimore Terrapins in the 1914 outlaw Federal League.

**25th With Maryland Ties:** In addition to the 12 former major league Orioles plus Chief Bender of the Terrapins (Federal League), there are 12 others in the Hall who have had a Maryland connection (year of induction follows name): **Luke Appling**-'64 (O's coach in '63); **Frank (Home Run) Baker**-'55 ('07 Eastern League O's & Trappe, Md. native); **Jimmie Foxx**-'51 (Sudlersville, Md. native); **Burleigh Grimes**-'64 (O's scout from '60 to '71); **Lefty Grove**-'47 (won 109 games for I.L. O's & 300 in A.L., native of Lonaconing, Md.); **Rogers Hornsby**-'42 (coach & pinch-hitter for '38 O's & manager in '39); **Judy Johnson**-'75 (Snow Hill native); **Al Kaline**-'80 (Baltimore native); **Bob Lemon**-'76 (International League Oriole); **Rube Marquard**-'71 ('27 O's & lived in Baltimore over a span of 6 decades); **Babe Ruth**-'36 (former International League Oriole and Baltimore native); **George Weiss**-'71 (O's G.M. '29-'31).

**Induction:** The induction will be held in Cooperstown on Sunday, July 31. On Monday, August 1, the annual Hall of Fame Game will be played at Doubleday Field between the Orioles (not a coincidence) and the World Champion St. Louis Cardinals.

### PERSONAL

Brooks is doing color commentary on the Orioles' television network with Chuck Thompson for the 6th straight year (and 5th on WMAR, Channel 2, the Orioles' flagship station).

He is also active as a vice-president of Personal Management Associates (PMA)\* and as a special assistant with the Crown Central Petroleum Company.

Brooks and his wife, Connie, a former United Air Lines flight attendant whom Brooks met on an Orioles' charter flight (K.C. to Boston) in 1959, have been married for 22 years. They live in Lutherville, Md. (north of Baltimore) with their four children: Brooks David (7/24/61), Chris (2/22/63), Michael (3/11/64), and Dianna (2/22/68).

Brooks' uniform #5 was officially retired on opening day, 1978, the year after he retired. Frank Robinson's #20 and Earl Weaver's #4 are the only other numbers that have been retired by the Orioles.

### BIG LEAGUE CAREER

Brooks officially spent 20 years and 72 days as a player in the American League, spanning 23 seasons.

He played in 2,896 major league games, all of them with the Orioles, 7th on the all-time list (Hank Aaron leads at 3,298).

Only Carl Yastrzemski (3,189) and Ty Cobb (3,033) have played more American League games, and only 3 others in history have played more with one franchise: Yastrzemski (3,189), Aaron (3,076), and Stan Musial (3,026).

\*PMA is a company which provides athletes comprehensive counseling and support in their professional, financial, and personal lives.

**Durability:** Played in 97% of all Orioles' games from July 9, '59 (when he returned from minors for the last time) thru May 16, '76, a period of more than 16 1/2 years. . . Played at least 153 games in 14 of 15 years from '60 thru '75. . . The only exception was 1965 when he missed 18 games as a result of a broken thumb (hit by a Hank Aguirre pitch) and a shoulder injury.

His durability was even more astounding when it is considered that he was "beamed" seven times: Earl Wilson ('55), Ned Garver ('57), John Buzhardt ('63), Phil Niekro ('67), Steve Blass ('68), Mike Nagy ('70), and Woodie Fryman ('72).

In Orioles' 29-year history, only one other third baseman has played as many as 200 games at third base (Doug DeCinces—792).

**Opening Days:** Started 20 consecutive opening day games for the Orioles from '57 thru '76, and batted .316 (25-for-79) with six home runs 17 rbi.

**Home Runs/RBI:** Led A.L. in rbi (118) in '64 and also achieved career high of 28 homers that year. . . Hit 17 or more homers nine times, 11 or more 11 times. . . His last year in "double figures" was '71 when he hit 20. . . Holds record for most lifetime homers in Memorial Stadium (139).

Had six career grand slams, four of them in Baltimore: July 31, '60 vs. Cle. (H) off Gary Bell. . . May 6, '62 vs. Cal. (at Dodger Stadium) off Ken McBride. . . May 9, '62 vs. K.C. A's (H) off Ed Rakow. . . July 7, '70 vs. N.Y. (H) off Lindy McDaniel. . . July 8, '71 vs. Oak. (A) off Blue Moon Odom, and Aug. 14, '76 vs. Chi. (H) off Terry Forster. . . His two grand slams in '62 were in consecutive games.

**Hitting:** Had lifetime averages of .293 (267-for-911) vs. Texas Rangers (nee Washington Senators) and .287 (90-for-324) vs. K.C. Royals. . . Hit most home runs (37) and drove in most runs (167) against the Red Sox. . . Twice put together strings of eight straight hits: July 10 thru 15, '60, and Aug. 21 thru 23, '63.

Ranks 31st on the all-time major league hit list. . . Holds A.L. record for most sacrifice flies, career (114).

Holds club career records for games, at bats, runs, hits, doubles, triples, total bases, rbi and extra base hits. . . Has one-season marks for games (163, '61 & '64), at bats (668, '61), and doubles (38, '61).

**Fielding:** Committed only 263 errors in 9,165 chances at third base for a lifetime percentage of .971. . . Appeared in a total of 29 games at second base (24) and shortstop (5) and committed only one boot in 31 tries. . . Did not play anywhere defensively but at third base after '63.

**Major League Lifetime Records, 3B:** Highest fielding percentage, 100 or more games (.971). . . Most seasons (23). . . Most games (2,871). . . Most chances accepted, excluding errors (8,902). . . Most putouts (2,697). . . Most assists (6,205). . . Most double plays (618). . . Most seasons leading league in games (8). . . Most seasons leading league in assists (8).

**American League Lifetime Records, 3B:** Most seasons leading league in fielding (11). . . Most seasons leading league in chances accepted, excluding errors (8 tie). . . Most games season (163, '61 and '64). . . Most home runs (266) 2nd to Graig Nettles (300).

**Triple Plays:** Has started three of the eight triple plays executed by the Orioles in their 29-year history. . . All three were of "around the horn" ground ball variety. . . Was the batter in four of the 13 triple plays hit into by the Orioles. Only one of those was "around the horn."

**Gold Gloves:** Won 16 straight "gold gloves" (Rawlings Sporting Goods/The Sporting News) from '60 thru '75 as the top defensive third baseman in the A.L. . . The string was snapped by Detroit's Aurelio Rodriguez in '76. . . Rodriguez, former Red Sox third baseman Frank Malzone ('57-'59) and the Yankees' Graig Nettles ('77) were the only others in the A.L. to have won a "gold glove" at that position while Brooks was active.

**Believe-It-or-Not:** Committed three errors in one inning against the A's in Baltimore on July 28, '71 (6th inning). . . O's won the game, however, when Frank Robinson hit a three-run homer in the 9th inning to erase an 0-2 deficit.

**All-Star Play:** Played in 18 consecutive all-star games from '60 thru '74 (including two per year in '60, '61, '62). . . Had lifetime average of .289 (13-for-45).

## BROOKS ROBINSON (Cont.)

Selected "mvp" in 1966 at St. Louis when he had three hits, including a home run, while handling eight chances in the field... Also homered in '67 game at Anaheim... Was also a serious contender for the award in '64 (at Shea Stadium) and '70 (at Cincinnati), when he went 2-for-3, hit a triple, scored a run, and drove in two others.

Hit three triples in all-star play and didn't make an error in 43 fielding chances.

Was elected to starting lineup in Gillette-sponsored fan vote four times ('71, '72, '73, '74) after selection was returned to fans in '70... Led A.L. players in votes in '71 (1,110,469)... Started a total of 11 games... Had last hit in '71 game at Detroit.

**World Series/A.L. Championship Series:** Played in 1st 39 post-season games in which the Orioles have been involved and batted a composite .303 (44-for-145)—.348 in 18 ALCS games and .263 in 21 WS games.

**WS:** Homered in first WS at bat in first inning against Dodgers (at Dodger Stadium) in '66 immediately following Frank Robinson's two-run homer (both were off Don Drysdale).

Was landslide "mvp" in '70 vs. Reds... Hit .429 (9-for-21), and was brilliant on defense... His nine hits tied record for most hits in five-game series... He also contributed six rbi, two doubles, and two homers... Erred on first fielding chance then handled 23 more flawlessly, many of them brilliantly... Stole at least two hits each from Johnny Bench and Lee May... It was during the series that Lee gave him the nickname "Hoover" (as in vacuum cleaners).

Was among leading hitters in '71 series vs. Pirates—.318 (7-for-22) with five rbi... Made three errors in '76 world series chances.

**CS:** Had .486 average (18-for-37) after first three championship series (O's swept them all in three straight games)... His lone hit in last CS in '74 was a first game homer off Oakland's "Catfish" Hunter.

### MAJOR AWARDS/HONORS

**Most Valuable Player, American League—1964...** Finished 2nd in "mvp" voting by BBWAA in '66 and 3rd in both '60 and '65.

**Most Valuable Player, All-Star Game—1966.**

**Most Valuable Player, World Series—1970.**

**Most Valuable Oriole—4 times...** 1960, 1962, 1964, 1971 (shared with Frank Robinson).

**Gold Gloves—16 straight from 1960 thru 1974.**

**Commissioner's Trophy** (now known as Roberto Clemente Memorial Award)—1972 as player best exemplifying the game of baseball.

**Orioles' Hall of Fame—1977...** He and Frank were the first to be named to the new Orioles' Hall of Fame originated in '77 by the Oriole Advocates, Inc. to honor outstanding players, managers and coaches from the Birds' modern-era-'54 to present.

**Joe Cronin Award** (presented annually by the American League to an A.L. player for significant achievement)—1977.

**American League All-Star (Game) Squad—15 straight years from '60 thru '74...** Started 11 of the 18 games in which he played (including two each in '60, '61, '62).

**The Sporting News' American League All-Star Team—nine times—1961, '62, '64, '65, '66, '67, '68, '71, '72.**

**Hickok Belt, January, 1971...** "Man of the Decade" Award by Baltimore Advertising Club, January, 1972... "Most Memorable Personality" in Orioles' history by vote of the fans in 1975.

**Winding Down, '76:** Brooks started the '76 season as the Orioles' regular 3rd baseman. He started 27 of the first 28 games before being replaced by Doug DeCinces. From then on, he drew only 29 more starts in the O's final 103 games.

**Nothing Is Forever, '77:** His 268th and last home run provided one of the most emotional experiences in Orioles' history. It was April 19 at Memorial Stadium, the O's trailed the Indians, 5-2, in the 10th. With one out and runners on 1st and 2nd, Lee May singled in a run. The O's now trailed by 2 as Brooks came to the plate as a pinch-hitter for Larry Harlow. He ran the count to "3 & 2," fouled off a number of pitches, then hit a home run into the left field stands off southpaw Dave LaRoche to win the game 6-5.

There were only 4,826 fans at the ballpark that night, but none of them will ever forget the moment.

Brooks made his final actual appearance as a pinch-hitter at California on Friday, Aug. 5, and his last base hit was a June 3, 7th-inning single off lefthander Steve Mingori at K.C. the night the O's turned the game-winning triple play in the 9th.

His last game appearance at Memorial Stadium was on July 25 as a pinch-hitter against the Brewers, and his final start was at Seattle on July 30.

Signed for 1977 as player-coach, but became a coach exclusively on Sunday, Aug. 21, when he went on the voluntarily retired list (in Minnesota) to make room on the roster for catcher Rick Dempsey who was returning to duty after six weeks on the disabled list.

An Orioles' record regular season crowd of 51,798 attended "Thanks, Brooks" Day on Sunday, Sep. 18, against the Red Sox to pay tribute to the most important and beloved Oriole of modern times.

### SIGNIFICANT "FIRSTS" AND MILESTONES

**First Hit and Game...** September 17, 1955, off lefthander Chuck Stobbs of Washington Senators in second big league at bat, at Memorial Stadium. Brooks started at third base as a last minute replacement for another rookie, Kal Segrist, who was scratched because of illness... After his 2-for-4 debut that day, Brooks went 0-for-18 the rest of the year.

**First Home Run...** September 29, 1956, off Evilio Hernandez of Washington Senators at Griffith Stadium.

**First Memorial Stadium Home Run...** April 17, 1958, off Russ Kemmerer of Washington Senators (it was his 4th career homer)... Brooks hit his first five home runs off Washington pitching, four of them at Griffith Stadium.

**First Grand Slam Homer...** July 31, 1960, off Gary Bell of Cleveland Indians at Memorial Stadium.

**First All-Star Game Hit...** July 31, 1961, off Sandy Koufax of Los Angeles Dodgers at Fenway Park, Boston (2nd, '61 game).

**1,000th Hit:** June 6, 1964, off Dick Stigman of Minnesota Twins at Metropolitan Stadium in Minnesota.

**100th Home Run...** July 25, 1965 off Dick Stigman of Minnesota Twins at Memorial Stadium.

**First World Series Hit:** October 5, 1966, off Don Drysdale of Dodgers, a home run in first world series at bat, at Dodger Stadium.

**First ALCS Hit...** October 4, 1969, off Jim Perry of Minnesota Twins, a single in his first ALCS at bat, at Memorial Stadium (first ALCS game ever played).

**200th Home Run...** May 7, 1970, off Tommy John of White Sox at Comiskey Park.

**2,000th Hit...** June 20, 1970, off Joe Coleman, Jr. of Washington Senators, a three-run homer at Memorial Stadium.

**2,500th Hit...** August 20, 1973, off Bill Hands of Minnesota at Memorial Stadium.

## EARL S. WEAVER


**Born:** Aug. 14, '30; 5'8"; 165; Batted, R; Threw, R; Position: 2B.

**Birthplace/Residence:** Born and raised in St. Louis, Mo... Now lives in Hialeah, FL (Miami suburb).

**Contract Status:** Signed thru 1985.

**Tenure:** Has been in Baltimore organization since 1956... Served as Orioles manager from July 11, 1968 thru Oct. 3, 1982 (14½ seasons).

**Signed Originally with:** St. Louis Cardinals.



**Retirement:** Earl retired as manager of the Orioles after the '82 season, but signed a 3-year contract (thru '85) with the club to serve as a consultant and a special assignment major league scout. He has also signed with ABC-TV to do an undetermined number of games in '83. He made his ABC debut last October, working with Keith Jackson and Jim Palmer during the ALCS.



## EARL WEAVER (Cont.)

He was honored on a beautiful Sunday afternoon last September 13, designated as "Thanks Earl" Day and some 41,127 turned out to pay their respects during an emotional and moving one hour, 15 minute pre-game ceremony.

The dramatic quality of the day was further enhanced by Rich Dauer whose two out home run in the bottom of the 10th gave the O's a 4-2 win over Cleveland, and by an impromptu post-game fan demonstration of affection.

Then, after the final game of the season, exactly two weeks later, the fans remained in their seats following the loss to the Brewers to give Earl one last loud and long tribute (see page 40, "Fond Farewell").

Earl's #4 became the 3rd number to be retired by the Orioles, joining Frank Robinson's #20 and Brooks' #5 in that distinctive company.

**Managing Record in Majors:** Earl won 6 eastern division championships ('69, '70, '71, '73, '74 & '79), 4 American League pennants ('69, '70, '71, '79) and a world championship ('70) in 14 1/2 years as the O's manager. He has finished 1st or 2nd 13 times in 15 tries (O's were 3rd in '72 and 4th in '78).

Under his leadership, Baltimore has won 90 or more games 12 times in 14 full years (including 100 or more 5 times).

At the time he replaced Hank Bauer as manager on July 11, '68, he had been serving as 1st base coach, having been brought up that season after a long career as manager in the O's farm system.

**Won-Lost Percentage:** Earl's won-lost percentage of .596 (1354-919) ranks 3rd on the all time list (5 years minimum & since 1900) behind Joe McCarthy-.614 (2126-1335) and Frank Selee-.598 (1299-872). Selee manager the Braves from '90-'01 and the Cubs from '02-'05.

The other members of the "Top 5" are: 4th-Billy Southworth-.5934 (1064-729), and 5th-Frank Chance-.5929 (932-640).

Among veteran managers active last season (5 or more years), Earl led in percentage followed by: 2nd-Sparky Anderson-.576 (1146-842); 3rd-Tom LaSorda-.559 (517-408); 4th-Billy Martin-.545 (1036-865), 5th-Whitely Herzog-.543 (646-543), and 6th-Dick Williams-.529 (1156-1029). Chuck Tanner is at .521 (983-904); Ralph Houk at .515 (1455-1371) and Gene Mauch at .471 (1644-1808).

**vs. Individual Managers:** In head to head competition against his most frequent adversaries, Earl was: 119-75 (.613) against Ralph Houk; 33-21 (.611, incl. 3-1 in '70 WS) vs. Sparky Anderson; 46-34 (.575) against Gene Mauch, and .557 (93-74) vs. Billy Martin.

**All-Time Victories:** He ranks 17th on the all-time list in total career victories with 1354. Gene Mauch is 9th (1644) and Ralph Houk (1455) is 12th.

He is also 8th all-time in victories with one team and was 1st among actives at the end of last season... Connie Mack is the unchallenged leader at 3627. Only 9 others have managed the same club longer than Earl (14 1/2 years, 2274 games)... Mack managed the A's for 50 years (7590 games).

**100 Wins:** Earl won 100 or more games 5 times ('69, '70, '71, '79, '80), tying him with Connie Mack for 2nd place on that list behind Joe McCarthy (6).

Frank Chance and John McGraw each won 100 4 times while Sparky Anderson and Billy Southworth have had 3 "century" seasons. Ralph Houk is the only other active with 2 100 win seasons in his resume.

During Earl's first 3 full years ('69-'70-'71) his teams tied the major league record for most consecutive 100 win seasons (109-108-101) and set A.L. records for both most wins in 2 consecutive seasons (217) and 3 consecutive campaigns (318).

**Sep.-Oct.:** In 15 years, Earl's regular season record for Sep. & Oct. is 285-162 (.638). That breaks down to 268-155, .634 in September, and 17-7, .708 in October.

Last year the O's were 22-10 (.688) in Sep.-Oct. and 33-11 (.750) from August 20 thru the end of the season.

**Ejections:** Earl was ejected from a total of 89 games, including one spring training exhibition and a '69 world series game. He got the hook 6 times last season. He also drew 5 suspensions including one last year after an altercation with Terry Cooney.

The two principal ejectors in Earl's experience were Marty Springstead and Ron Luciano (7 each). Bill Haller ranked 3rd with 5 ejections.

**Manager of the Year & Other Awards:** Earl made a clean sweep of the "manager of the year" awards for the first time in '79... He was picked

as the major league's top skipper by *The Sporting News* for the second time in three years ('77, '79); by the A.P. as the A.L.'s best for the third time in seven years ('73, '77, '79), and by U.P.I., also as the A.L.'s best, for the first time ever... In '77 when he captured *The Sporting News* and A.P. awards, the U.P.I. honors went to Bob Lemon, then with the White Sox.

He is one of three Oriole skippers to earn "manager of the year" laurels in the club's 29 seasons in Baltimore... Hank Bauer won TSN honors once and the A.P. twice while Paul Richards topped the A.P. poll once.

**ALCS/WS:** Earl holds the major league record for most championship series managed (six) and most total victories in LCS competition (15)... Sparky Anderson is second in both departments with five and 14, respectively... Weaver's clubs have won four of six championship series with an overall record of 15-7.

In '79 he became the 11th in history to manage in at least four world series: Casey Stengel (10); Joe McCarthy and John McGraw (9); Connie Mack (8); Walter Alton (7); Miller Huggins (6); Sparky Anderson, Frank Chance, Bill McKechnie and Billy Southworth (4 each)... Earl has won one of four series with an 11-13 composite record.

**All-Star Games:** Earl managed in four all-star games ('70, '71, '72, '80)... He was also the "honorary manager" in '74 when he stepped down as skipper in favor of Dick Williams, who had managed the Oakland A's to the '73 A.L. pennant but was inactive at the time of the All-Star game.

Earl had a 1-3 record in the mid-season classics but has the distinction of leading the A.L. all-stars to their last victory, a 6-4 triumph at Detroit in '71... The O's Frank Robinson won the Arch Ward Trophy as the game's "mvp"... Since that time, the A.L. has lost 11 straight.

**25 in a Row:** He finished over .500 for 25 straight years as a manager (not including winter league competition)... His last losing season was in his first full year as a manager, in '57 at Fitzgerald, Ga.

In 21 of his last 24 years his clubs finished 1st or 2nd. He finished as low as 4th only once in the last 21 seasons (since Fox Cities in '61). That was in '78.

**Winter League Managing:** Earl managed Santurce in the Puerto Rican League during the winters of '66-'67 and '67-'68... He won post-season playoffs the first winter and the pennant the second year... He also managed the O's Arizona Instructional League clubs at Scottsdale for a number of winters.

He has also been a manager in two-season tours of Japan... In '79 he lead a group of A.L. all-stars against the National League on a three-week tour and in '71, he directed the Orioles to a 12-2-4 record against Japanese competition on a month-long trip.

**Playing Career:** Earl was a minor league second baseman for 13 years, mostly in his hometown Cardinals' system and played as high as the AA level... He trained with the Cards in '52, but Red Schoendienst was the incumbent second baseman at the time.

He played on pennant winners during each of his first four pro seasons; led his league in fielding five times; was a three-time league "mvp" (Illinois State League-'48, Western Association-'49, and Western League-'51), and was named to league all-star teams five times.

**Personal:** He is a graduate of Beaumont High School in St. Louis... Earl is an ardent golfer and a dedicated gardener... He and O's groundskeeper Pat Santarone waged an annual competition to see who could grow the biggest tomatoes.

Earl and his wife, Marianna, now live permanently in Hialeah, Fla. (their home overlooks a golf course)... He has 3 children by a previous marriage: Michael Earl, Rhonda Lee and Theresa Ann.

### Managerial Record

Year	Club	W - L	Pct.	Pos.	Year	Club	W - L	Pct.	Pos.
1956	Knoxville	10-24	.294	8th	1970	Baltimore	108-54	.667	1st
1957	Fitzgerald	65-74	.468	4th	1971	Baltimore	101-57	.639	1st
1958	Dublin	72-56	.563	3rd	1972	Baltimore	80-74	.519	3rd
1959	Aberdeen	69-55	.556	2nd	1973	Baltimore	97-65	.599	1st
1960	Fox Cities	82-56	.594	1st	1974	Baltimore	91-71	.562	1st
1961	Fox Cities	67-62	.519	4th	1975	Baltimore	90-69	.566	2nd
1962	Elmira	72-68	.514	2nd	1976	Baltimore	88-74	.543	2nd
1963	Elmira	76-64	.543	2nd	1977	Baltimore	97-64	.602	2nd-T
1964	Elmira	82-58	.586	1st	1978	Baltimore	90-71	.559	4th
1965	Elmira	83-55	.601	2nd	1979	Baltimore	102-57	.642	1st
1966	Rochester	83-64	.565	1st	1980	Baltimore	100-62	.617	2nd
1967	Rochester	80-61	.567	2nd	1981	Baltimore	59-46	.562	2nd*
1968	Baltimore	48-34	.585	2nd	1982	Baltimore	94-68	.580	2nd
1969	Baltimore	109-53	.673	1st					
							Pro Totals	2189-1616	.576

\*Composite finish in split-season



**Edward Bennett Williams**  
Chairman of the Board  
and President



**Henry J. Peters**  
Executive Vice-President  
General Manager

**EDWARD BENNETT WILLIAMS** the owner, Chairman of the Board, and President of the Baltimore Orioles, Inc., purchased the ballclub on Nov. 1, '73. A distinguished trial lawyer, he is also the founder and senior partner of the Washington law firm of Williams and Connolly. In addition, he has been associated with the Washington Redskins since 1962 and their President since 1965.

He is a native of Hartford, Connecticut, and a graduate of Holy Cross College where he earned his A.B. (summa cum laude) in 1941. After serving in the United States Army Air Force during World War II, he was graduated from Georgetown University Law School and was admitted to the Bar of the District of Columbia.

Mr. Williams taught Criminal Law and Evidence at Georgetown Law School from 1946 to 1958; was guest professor of American Criminal Law at the University of Frankfurt in West Germany in 1954; and in 1971, was visiting lecturer at Yale Law School where he taught Constitutional Litigation. He holds honorary degrees from 12 universities.

He was chairman of the American Bar Association Special Committee on Crime Prevention and Control from 1970 to 1972. In 1966 the District of Columbia Bar Association presented him with its "Lawyer of the Year" award. . . He is a Fellow of the American College of Trial Lawyers and was a member of its board of regents from 1968 to 1972.

By appointment of the Chief Justice of the United States in March of 1965, he served on the United States Judicial Conference Advisory Committee on Federal Rules of Evidence until 1974 and, from 1971 to 1974, on the Chief Justice's Committee on Court Facilities and Design. From 1971 to 1978 he served as chairman of the Judicial Nominating Commission for the Sixth Judicial Circuit of Maryland.

By appointment of President Ford, Mr. Williams served on the President's Foreign Intelligence Advisory Board in 1976 and 1977. In 1977, President Carter appointed him as a consultant to the National Security Agency. In November, 1980, President-elect Reagan appointed Mr. Williams, as one of three prominent Democrats, to serve on the Foreign Policy Advisory Board to assist the presidential transition, and he is now serving on the President's Foreign Intelligence Advisory Board.

Mr. Williams served as treasurer of the Democratic National Committee from 1974 to 1977; has served as general counsel of Georgetown University since 1949; is vice-chairman of the Board of Trustees of the College of Holy Cross, is general counsel of the Motion Picture Association of America and of Twentieth Century Fox Film Corporation.

He is the father of seven children and is married to the former Agnes Anne Neill, who is also a graduate of Georgetown University Law School. The Williams family lives in Potomac, Maryland.

**HENRY J. PETERS** has been the Orioles' executive vice-president and general manager since he signed a five-year contract in November, 1975. At that time he replaced Frank Cashen who had resigned to join the Carling National Brewing Company.

In February, 1980, after being named major league "executive of the year" by both *The Sporting News* and U.P.I. the previous season, Hank agreed to an extension of his contract, offered by new owner Edward Bennett Williams, through 1984.

A veteran of 36 years in professional baseball, he has shown an amazing ability to adjust to the abrupt and rapid changes that have affected player-management relationships during the past several years.

Now 58, Hank came to Baltimore after four years as president of the National Association of Professional Baseball Leagues (the governing body of minor league baseball).

Before accepting the National Association presidency in December, 1971, he had spent five years with the Cleveland Indians as vice-president and director of player personnel, and prior to that he had been with the Kansas City A's for 10 years. While with the A's, in 1965, he had the distinction of being the last general manager appointed by former club owner Charles O. Finley. He has also worked with the St. Louis Browns and Cincinnati Reds.

A St. Louis native, Hank broke into baseball in 1946, following three years with the U.S. Army in World War II during which he served in England, Germany, and Czechoslovakia.

He started with the hometown Browns in the minor league department under then farm director Jim McLaughlin, the Orioles' former coordinator of scouting and player development, and general manager Bill DeWitt.

When that franchise was moved to Baltimore in October, 1953, Hank took a job as general manager of the independent Burlington, Iowa club in the Class B Three-I League.

After the 1954 season, he joined the new Kansas City A's organization as farm director and remained in that position through 1960. In early 1961, he left the A's, following disagreement with Finley, and spent the balance of the season working, again for DeWitt, as farm director of the Cincinnati Reds who won the N.L. pennant that season.

However, he returned to the A's in December, 1961, as assistant general manager and farm director and was appointed general manager in 1965. During his tenure in K.C. such future stars as Jim "Catfish" Hunter, Bert Campaneris, Reggie Jackson, Sal Bando, Joe Rudi, Rick Monday, Gene Tenace, and Rollie Fingers were signed and developed in the A's farm system.

Hank moved to Cleveland in 1966 and remained there until he was elected to succeed the retiring National Association President Phil Piton. At the time, the National Association was headquartered in Columbus, Ohio, but in September, 1973, Hank moved the office to its present site in St. Petersburg, Fla.

Hank and his wife, Dottie, whom he met while both were working for the Browns, have been married for 32 years. They have two children: Sharon and Steve, and a granddaughter, Shannon Nicole Torrez, born December, 1981.

#### O'S HAVE BEST RECORD IN MAJORS FOR LAST 26 YEARS

It was in 1957 that the Orioles first began to jell as a team. That year they finished at .500 (76-76) for the first time, after having gone 180-282 (.390) in their first three Baltimore seasons ('54-'55-'56).

During the 26 seasons that have elapsed from 1957 thru 1982, the O's have won more games than any other big league club and have compiled the best won-lost percentage. In that period they are 567 games over .500.

Listed below are the standings of the 16 clubs they have played during that entire 26-year span.

1. Orioles	2332-1765 (.569)	10. White Sox	2081-2026 (.507)
2. Yankees	2289-1820 (.557)	11. Braves	2069-2036 (.504)
3. Dodgers	2275-1842 (.553)	12. Twins, nee	
4. Reds	2259-1847 (.550)	Senators	2031-2078 (.494)
5. Pirates	2201-1901 (.537)	13. Phillies	2019-2088 (.492)
6. Giants	2146-1968 (.522)	14. Indians	1971-2126 (.481)
7. Cardinals	2139-1963 (.521)	15. A's	1937-2175 (.471)
8. Tigers	2129-1986 (.51738)	16. Cubs	1902-2201 (.464)
9. Red Sox	2126-1984 (.51727)		

Since the franchise came to Baltimore from St. Louis prior to the 1954 season (29 seasons thru '82), the O's have compiled the third best record in the majors—.551 (2512-2047) behind: Yankees—.566 (2585-1984) and Dodgers—.559 (2558-2020). In those 29 seasons, the Orioles have won 100 or more games five times ('69, '70, '71, '79, '80), an achievement bettered by only the Yankees (six times) in that period. Baltimore's five 100-victory seasons in the last 14 years is unsurpassed.

In addition, the Orioles own the best record in the major leagues over the last 10 seasons ('73-'82) at .584 (908-647); the last 5 years ('78-'82) at .594 (445-304); and the last 3 campaigns ('80-'82) at .590 (253-176). Baltimore has had 15 consecutive winning seasons (starting '68). The only major league club with a longer streak is the Boston Red Sox, who have been over the .500 mark in 16 straight campaigns (starting '67).



## 1983 BALTIMORE ORIOLES ROSTER

Manager  
Joe Altobelli (26)

Coaches—Elrod Hendricks (44), Ray Miller (31), Cal Ripken, Sr. (47), Ralph Rowe (54), Jimmy Williams (40)

Public Relations—Bob Brown  
Traveling Secretary—Phil Itzoe

No.	PITCHERS (15)	B	T	Ht.	Wt.	Birthdate	Birthplace	Residence	1982 Club	W-L	ERA	G	SV	IP	H	BB	SO	ML Serv.
52	Boddicker, Mike ...	R	R	5-11	172	8-23-57	Cedar Rapids, IA	Norway, IA	Rochester	10-5	3.58	20	0	133.1	121	36	82	0.122
59	Brown, Mark .....	S	R	6-2	190	7-13-59	Bellevue Falls, VT	North Walpole, NH	Baltimore	0-0	3.51	7	0	25.2	25	12	20	0.000
34	Davis, Storm .....	R	R	6-4	207	12-26-61	Dallas, TX	Atlantic Beach, FL	Hagerstown Charlotte	8-2 2.09	2.09 1.42	19 3	1	73.1	46	44	57	
41	Dixon, Ken .....	S	R	5-11	166	10-17-60	Monroe, VA	Monroe, VA	Rochester	1-0	1.42	3	4	6.1	5	2	5	0.150
46	Flanagan, Mike .....	L	R	6-0	195	12-16-51	Manchester, NH	Amherst, NH	Baltimore	2-1	3.71	4	0	100.2	96	28	67	0.000
57	Flinn, John .....	L	R	6-1	180	9-2-54	Merced, CA	Charlotte, NC	Hagerstown Charlotte	8-4 3.8	3.49 4.58	29 13	0	97.2	97	50	71	6.170
30	Martinez, Dennis ...	R	R	6-1	185	5-14-55	Granada, Nicaragua	Randallstown, MD	Rochester	15-11	3.97	36	10	236.0	233	76	103	1.106
23	Martinez, Tippy ...	L	L	5-10	175	5-31-50	La Junta, CO	Englewood, CO	Baltimore	9-3	3.61	39	5	87.1	92	34	59	
16	McGregor, Scott ...	S	L	6-1	190	1-18-54	Inglewood, CA	Phoenix, AZ	Baltimore	2-0	1.32	5	0	13.2	13	3	13	6.026
22	Palmer Jim .....	R	R	6-3	194	10-15-45	New York, NY	Brooklyn, NY	Baltimore	16-12	4.61	76	16	252.0	262	87	111	7.132
63	Ramirez Allan .....	R	R	5-10	180	5-1-57	Victoria, TX	Brooklandville, MD	Baltimore	14-12	4.61	37	0	226.1	195	52	84	6.025
66	Speck, Cliff .....	R	R	6-4	196	8-8-56	Portland, OR	Victoria, TX	Baltimore	15-5	3.13	36	1	227.0	238	63	103	16.132
55	Stewart, Sammy ...	R	R	6-3	208	10-28-54	Asheville, NC	Swannanoa, NC	Rochester	6-10	4.86	24	1	124.0	111	117	85	0.000
49	Stoddard, Tim .....	R	R	6-7	250	1-24-53	East Chicago, IN	Timonium, MD	Hagerstown	8-10	3.45	31	2	156.2	148	72	88	0.000
51	Weichel, Don .....	R	R	6-4	205	2-3-57	Atlanta, TX	Dallas, TX	Baltimore	10-9	4.14	38	5	139.0	140	62	69	4.032
									Hagerstown	0-0	2.25	2	0	8.0	8	1	6	4.088
									Baltimore	0-0	1.50	5	0	6.0	2	2	6	
									Baltimore	3-4	4.02	50	12	56.0	53	29	42	
									Rochester	12-7	4.64	30	0	163.0	180	82	82	0.021
									Baltimore	1-0	8.31	2	0	4.4	6	2	3	

No.	Catchers (4)	B	T	Ht.	Wt.	Birthdate	Birthplace	Residence	1982 Club	Avg.	G	AB	R	H	RBI	BB	SO	SB	ML Serv.	
24	Dempsey, Rick	R	R	6-0	184	5-13-49	Fayetteville, TN	Agoura, CA	Baltimore	.256	125	344	35	88	5	36	46	37	0	10,013
25	Nolan, Joe	L	R	6-0	190	5-21-51	St. Louis, MO	St. Louis, MO	Baltimore	.233	177	219	24	51	6	35	16	35	1	6,048
56	Pardo, Al	S	R	5-2	187	8-8-62	Oviedo, Spain	Tampa, FL	Hagerstown	.289	130	492	76	142	17	86	38	79	5	0,000
64	Stefero, John	S	R	5-8	185	9-22-59	Sumter, SC	Odenton, MD	Charlotte	.230	115	357	45	82	17	60	49	85	0	0,000
No.	INFELDERS (11)	B	T	Ht.	Wt.	Birthdate	Birthplace	Residence	1982 Club	Avg.	G	AB	R	H	RBI	BB	SO	SB	ML Serv.	
2	Bonner, Bob	R	R	6-0	185	8-12-56	Uvalde, TX	Corpus Christi, TX	Baltimore	.169	41	77	8	13	0	15	3	4	0,090	
10	Crowley, Terry	L	R	6-0	182	2-16-47	Staten Island, NY	Cockeysville, MD	Rochester	.235	65	193	18	22	3	17	21	19	1	1,081
10	Dawley, Rich	L	R	6-0	190	12-25-53	San Bernardino, CA	Altoona, PA	Baltimore	.280	148	558	73	159	12	56	34	0	0,074	
10						12-25-53	Detroit, MI	Allen Park, MI	Baltimore	.240	148	548	74	152	12	56	34	0	0,074	

[illegible]

No.	Pl.	Pos.	Yr.	Age	HT.	WT.	Birthdate	Birthplace	Residence	1982 Club	Avg.	G	AB	R	H	HR	RBI	BB	SO	SB	ML Serv.
8	R	R	5-11	175	160	6-8 5/3	Honolulu, HI	Mex.	Merced, CA	Baltimore	.259	136	347	24	89	6	31	30	39	7	4,028
12	R	R	5-9	160	160	6-8 5/3	Honolulu, HI	Mex.	Merced, CA	Baltimore	.305	64	128	17	39	6	24	5	14	1	4,107
12	R	R	5-9	160	160	6-8 5/3	Honolulu, HI	Mex.	Merced, CA	Baltimore	.305	64	128	17	39	6	24	5	14	1	4,107
12	R	R	5-9	160	160	6-8 5/3	Honolulu, HI	Mex.	Merced, CA	Baltimore	.305	64	128	17	39	6	24	5	14	1	4,107
12	R	R	5-9	160	160	6-8 5/3	Honolulu, HI	Mex.	Merced, CA	Baltimore	.305	64	128	17	39	6	24	5	14	1	4,107
12	R	R	5-9	160	160	6-8 5/3	Honolulu, HI	Mex.	Merced, CA	Baltimore	.305	64	128	17	39	6	24	5	14	1	4,107
12	R	R	5-9	160	160	6-8 5/3	Honolulu, HI	Mex.	Merced, CA	Baltimore	.305	64	128	17	39	6	24	5	14	1	4,107
12	R	R	5-9	160	160	6-8 5/3	Honolulu, HI	Mex.	Merced, CA	Baltimore	.305	64	128	17	39	6	24	5	14	1	4,107
12	R	R	5-9	160	160	6-8 5/3	Honolulu, HI	Mex.	Merced, CA	Baltimore	.305	64	128	17	39	6	24	5	14	1	4,107
12	R	R	5-9	160	160	6-8 5/3	Honolulu, HI	Mex.	Merced, CA	Baltimore	.305	64	128	17	39	6	24	5	14	1	4,107
12	R	R	5-9	160	160	6-8 5/3	Honolulu, HI	Mex.	Merced, CA	Baltimore	.305	64	128	17	39	6	24	5	14	1	4,107
12	R	R	5-9	160	160	6-8 5/3	Honolulu, HI	Mex.	Merced, CA	Baltimore	.305	64	128	17	39	6	24	5	14	1	4,107
12	R	R	5-9	160	160	6-8 5/3	Honolulu, HI	Mex.	Merced, CA	Baltimore	.305	64	128	17	39	6	24	5	14	1	4,107
12	R	R	5-9	160	160	6-8 5/3	Honolulu, HI	Mex.	Merced, CA	Baltimore	.305	64	128	17	39	6	24	5	14	1	4,107
12	R	R	5-9	160	160	6-8 5/3	Honolulu, HI	Mex.	Merced, CA	Baltimore	.305	64	128	17	39	6	24	5	14	1	4,107
12	R	R	5-9	160	160	6-8 5/3	Honolulu, HI	Mex.	Merced, CA	Baltimore	.305	64	128	17	39	6	24	5	14	1	4,107
12	R	R	5-9	160	160	6-8 5/3	Honolulu, HI	Mex.	Merced, CA	Baltimore	.305	64	128	17	39	6	24	5	14	1	4,107
12	R	R	5-9	160	160	6-8 5/3	Honolulu, HI	Mex.	Merced, CA	Baltimore	.305	64	128	17	39	6	24	5	14	1	4,107
12	R	R	5-9	160	160	6-8 5/3	Honolulu, HI	Mex.	Merced, CA	Baltimore	.305	64	128	17	39	6	24	5	14	1	4,107
12	R	R	5-9	160	160	6-8 5/3	Honolulu, HI	Mex.	Merced, CA	Baltimore	.305	64	128	17	39	6	24	5	14	1	4,107
12	R	R	5-9	160	160	6-8 5/3	Honolulu, HI	Mex.	Merced, CA	Baltimore	.305	64	128	17	39	6	24	5	14	1	4,107
12	R	R	5-9	160	160	6-8 5/3	Honolulu, HI	Mex.	Merced, CA	Baltimore	.305	64	128	17	39	6	24	5	14	1	4,107
12	R	R	5-9	160	160	6-8 5/3	Honolulu, HI	Mex.	Merced, CA	Baltimore	.305	64	128	17	39	6	24	5	14	1	4,107
12	R	R	5-9	160	160	6-8 5/3	Honolulu, HI	Mex.	Merced, CA	Baltimore	.305	64	128	17	39	6	24	5	14	1	4,107
12	R	R	5-9	160	160	6-8 5/3	Honolulu, HI	Mex.	Merced, CA	Baltimore	.305	64	128	17	39	6	24	5	14	1	4,107
12	R	R	5-9	160	160	6-8 5/3	Honolulu, HI	Mex.	Merced, CA	Baltimore	.305	64	128	17	39	6	24	5	14	1	4,107
12	R	R	5-9	160	160	6-8 5/3	Honolulu, HI	Mex.	Merced, CA	Baltimore	.305	64	128	17	39	6	24	5	14	1	4,107
12	R	R	5-9	160	160	6-8 5/3	Honolulu, HI	Mex.	Merced, CA	Baltimore	.305	64	128	17	39	6	24	5	14	1	4,107
12	R	R	5-9	160	160	6-8 5/3	Honolulu, HI	Mex.	Merced, CA	Baltimore	.305	64	128	17	39	6	24	5	14	1	4,107
12	R	R	5-9	160	160	6-8 5/3	Honolulu, HI	Mex.	Merced, CA	Baltimore	.305	64	128	17	39	6	24	5	14	1	4,107
12	R	R	5-9	160	160	6-8 5/3	Honolulu, HI	Mex.	Merced, CA	Baltimore	.305	64	128	17	39	6	24	5	14	1	4,107
12	R	R	5-9	160	160	6-8 5/3	Honolulu, HI	Mex.	Merced, CA	Baltimore	.305	64	128	17	39	6	24	5	14	1	4,107
12	R	R	5-9	160	160	6-8 5/3	Honolulu, HI	Mex.	Merced, CA	Baltimore	.305	64	128	17	39	6	24	5	14	1	4,107
12	R	R	5-9	160	160	6-8 5/3	Honolulu, HI	Mex.	Merced, CA	Baltimore	.305	64	128	17	39	6	24	5	14	1	4,107
12	R	R	5-9	160	160	6-8 5/3	Honolulu, HI	Mex.	Merced, CA	Baltimore	.305	64	128	17	39	6	24	5	14	1	4,107
12	R	R	5-9	160	160	6-8 5/3	Honolulu, HI	Mex.	Merced, CA	Baltimore	.305	64	128	17	39	6	24	5	14	1	4,107
12	R	R	5-9	160	160	6-8 5/3	Honolulu, HI	Mex.	Merced, CA	Baltimore	.305	64	128	17	39	6	24	5	14	1	4,107
12	R	R	5-9	160	160	6-8 5/3	Honolulu, HI	Mex.	Merced, CA	Baltimore	.305	64	128	17	39	6	24	5	14	1	4,107
12	R	R	5-9	160	160	6-8 5/3	Honolulu, HI	Mex.	Merced, CA	Baltimore	.305	64	128	17	39	6	24	5	14	1	4,107
12	R	R	5-9	160	160	6-8 5/3	Honolulu, HI	Mex.	Merced, CA	Baltimore	.305	64	128	17	39	6	24	5	14	1	4,107
12	R	R	5-9	160	160	6-8 5/3	Honolulu, HI	Mex.	Merced, CA	Baltimore	.305	64	128	17	39	6	24	5	14	1	4,107
12	R	R	5-9	160	160	6-8 5/3	Honolulu, HI	Mex.	Merced, CA	Baltimore	.305	64	128	17	39	6	24	5	14	1	4,107
12	R	R	5-9	160	160	6-8 5/3	Honolulu, HI	Mex.	Merced, CA	Baltimore	.305	64	128	17	39	6	24	5	14	1	4,107
12	R	R	5-9	160	160	6-8 5/3	Honolulu, HI	Mex.	Merced, CA	Baltimore	.305	64	128	17	39	6	24	5	14	1	4,107
12	R	R	5-9	160	160	6-8 5/3	Honolulu, HI	Mex.	Merced, CA	Baltimore	.305	64	128	17	39	6	24	5	14	1	4,107
12	R	R	5-9	160	160	6-8 5/3	Honolulu, HI	Mex.	Merced, CA	Baltimore	.305	64	128	17	39	6	24	5	14	1	4,107
12	R	R	5-9	160	160	6-8 5/3	Honolulu, HI	Mex.	Merced, CA	Baltimore	.305	64	128	17	39	6	24	5	14	1	4,107
12	R	R	5-9	160	160	6-8 5/3	Honolulu, HI	Mex.	Merced, CA	Baltimore	.305	64	128	17	39	6	24	5	14	1	4,107
12	R	R	5-9	160	160	6-8 5/3	Honolulu, HI	Mex.	Merced, CA	Baltimore	.305	64	128	17	39	6	24	5	14	1	4,107
12	R	R	5-9	160	160	6-8 5/3	Honolulu, HI	Mex.	Merced, CA	Baltimore	.305	64	128	17	39	6	24	5	14	1	4,107
12	R	R	5-9	160	160	6-8 5/3	Honolulu, HI	Mex.	Merced, CA	Baltimore	.305	64	128	17	39	6	24	5	14	1	4,107
12	R	R	5-9	160	160	6-8 5/3	Honolulu, HI	Mex.	Merced, CA	Baltimore	.305	64	128	17	39	6	24	5	14	1	4,107
12	R	R	5-9	160	160	6-8 5/3	Honolulu, HI	Mex.	Merced, CA	Baltimore	.305	64	128	17	39	6	24	5	14	1	4,107
12	R	R	5-9	160	160	6-8 5/3	Honolulu, HI	Mex.	Merced, CA	Baltimore	.305	64	128	17	39	6	24	5	14	1	4,107
12	R	R	5-9	160	160	6-8 5/3	Honolulu, HI	Mex.	Merced, CA	Baltimore	.305	64	128	17	39	6	24	5	14	1	4,107
12	R	R	5-9	160	160	6-8 5/3	Honolulu, HI	Mex.	Merced, CA	Baltimore	.305	64	128	17	39	6	24	5	14	1	4,107
12	R	R	5-9	160	160	6-8 5/3	Honolulu, HI	Mex.	Merced, CA	Baltimore	.305	64	128	17	39	6	24	5	14	1	4,107
12	R	R	5-9	160	160	6-8 5/3	Honolulu, HI	Mex.	Merced, CA	Baltimore	.305	64	128	17	39	6	24	5	14	1	4,107
12	R	R	5-9	160	160	6-8 5/3	Honolulu, HI	Mex.	Merced, CA	Baltimore	.305	64	128	17	39	6	24	5	14	1	4,107
12	R	R	5-9	160	160	6-8 5/3	Honolulu, HI	Mex.	Merced, CA	Baltimore	.305	64	128	17	39	6	24	5	14	1	4,107
12	R	R	5-9	160	160	6-8 5/3	Honolulu, HI	Mex.	Merced, CA	Baltimore	.305	64	128	17	39	6	24	5	14	1	4,107
12	R	R	5-9	160	160	6-8 5/3	Honolulu, HI	Mex.	Merced, CA	Baltimore	.305	64	128	17	39	6	24	5	14	1	4,107
12	R	R	5-9	160	160	6-8 5/3	Honolulu, HI	Mex.	Merced, CA	Baltimore	.305	64	128	17	39	6	24	5	14	1	4,107
12	R	R	5-9	160	160	6-8 5/3	Honolulu, HI	Mex.	Merced, CA	Baltimore	.305	64	128	17	39	6	24	5	14	1	4,107
12	R	R	5-9	160	160	6-8 5/3	Honolulu, HI	Mex.	Merced, CA	Baltimore	.305	64	128	17	39	6	24	5	14	1	4,107
12	R	R	5-9	160	160	6-8 5/3	Honolulu, HI	Mex.	Merced, CA	Baltimore	.305	64	128	17	39	6	24	5	14	1	4,107
12	R	R	5-9	160	160	6-8 5/3	Honolulu, HI	Mex.	Merced, CA	Baltimore	.305	64	128	17	39	6	24	5	14	1	4,107
12	R	R	5-9	160	160	6-8 5/3	Honolulu, HI	Mex.	Merced, CA	Baltimore	.305	64	128	17	39	6	24	5	14	1	4,107
12	R	R	5-9	160	160	6-8 5/3	Honolulu, HI	Mex.	Merced, CA	Baltimore	.305	64	128	17	39	6	24	5	14	1	4,107
12	R	R	5-9	160	160	6-8 5/3	Honolulu, HI	Mex.	Merced, CA	Baltimore	.305	64	128	17	39	6	24	5	14	1	4,107
12	R	R	5-9	160	160	6-8 5/3	Honolulu, HI	Mex.	Merced, CA	Baltimore	.305	64	128	17	39	6	24	5	14	1	4,107
12	R	R	5-9	160	160	6-8 5/3	Honolulu, HI	Mex.	Merced, CA	Baltimore	.305	64	128	17	39	6	24	5	14	1	4,107
12	R	R	5-9	160	160	6-8 5/3	Honolulu, HI	Mex.	Merced, CA	Baltimore	.305	64	128	17	39	6	24	5	14	1	4,107
12	R	R	5-9	160	160	6-8 5/3	Honolulu, HI	Mex.	Merced, CA	Baltimore	.305	64	128	17	39						

NON-ROSTER PLAYERS AT SPRING TRAINING (4)																				
No.		PITCHERS (2)		B T		Wt.	Birthdate	Birthplace	Residence	1982 Club	W/L	ERA	G	SV	IP	H	BB	SO	ML Serv.	
68	Kucharski, Joe	...	R	R	6-3	230	2- 3-61	Houston, TX	Clinton, MD	Hagerstown Charlotte	3-2 2-2	3.35 2.70	7 4	0 0	37.2 30.0	43 20	20 6	21 21	0.000	
70	Morigiello, Dan	...	L	L	6-1	200	3-26-55	Brooklyn, NY	Brooklyn, NY	Louisville	5-4 Avg.	4.50 4.50	57 G	6 AB	6 R	80.0 H	102 HR	22 RBI	43 SB	0.000 ML Serv.
69	Alfaro, Jesus (if)	...	R	R	5-11	160	9-26-58	Maracaibo, Ven.	Maracaibo, Ven.	Charlotte Rochester	.301 .250	137 4	501 12	86 3	151 0	13 0	71 0	8 0	0.000	
32	Huppert, Dave (c)	...	R	R	6-1	190	4- 1-57	Southgate, CA	Houston, TX	Charlotte Baltimore	.223	83	220	28	49 Did Not Play	4 4	24 0	0 0	0.033	
Additional Spring Training Coaches											Lance Nichols (55)				Ken Rowe (60)				Mark Wiley (58)	
John Hart (61)											Minnie Mendoza (45)				Lee May (48)					
John Bancells											Grady Little (67)									
Additional Trainer: Richie Bancells																				
Clay Reid (Visiting)																				
Clay Reid (home)																				
Jim Tyler (home)																				
Groundskeeper—Pat Santarone																				

\*172 days constitute a season

## HOW THEY JOINED THE ORIOLES

Twenty-three of the 40 players on the current Orioles roster began their pro careers in the Baltimore system... The other 17 started with other organizations.

### Free Agent Draft (19)

Player	When Drafted	Phase	Round	Player	When Drafted	Phase	Round
Boddicker	'78-June	sec.	6th	Jones	'80-June	reg.	15th
Bonner	'78-June	reg.	3rd	Murray	'73-June	reg.	3rd
Brown	'80-June	reg.	6th	Pardo	'80-June	reg.	2nd
*Bumbry	'68-June	reg.	8th	Ramirez	'79-June	reg.	5th
Crowley	'66-June	reg.	11th	Ripken	'78-June	reg.	2nd
Dauer	'74-June	reg.	1st	Shelby	'77-Jan.	reg.	1st
Davis	'79-June	reg.	6th	Young	'80-Jan.	sec.	1st
Dixon	'80-June	reg.	3rd	Welchel	'78-June	reg.	7th
Flanagan	'73-June	reg.	7th	Williams	'80-June	reg.	1st
Flinn	'73-Jan.	sec.	6th				

### Signed as Un-Drafted Free Agents (3)

(No Previous Professional Experience)

Dennis Martinez	Dec. 10, '73	John Stefero	June 26, '79
Sam Stewart	June 15, '75		

### Signed Originally with O's Prior to Free Agent Draft Rule (1)

(Prior to June '65)

Jim Palmer	August 16, '63
------------	----------------

### Selected and Signed via Re-entry Draft System (4)

*Al Bumbry	Selected Nov. 3, '78	Signed Jan. 30, '79
Jim Dwyer	Selected Nov. 13, '80	Signed Dec. 17, '80
*John Lowenstein	Selected Nov. 10, '82	Signed Feb. '83
*Joe Nolan	Selected Nov. 10, '82	Signed Jan. 20, '83

### Signed as Free Agents with Previous Professional Experience (3)

Aurelio Rodriguez	Signed as free agent by Baltimore on Feb. 3, '83.
Cliff Speck	Signed to Charlotte contract on Mar. 13, '81 after release by Phillies
Tim Stoddard	Signed to Charlotte contract on Apr. 8, '77 after release by White Sox

### Contracts Purchased from Other Organizations (2)

Glenn Gulliver	on Mar. 26, '82	from Detroit
*John Lowenstein	on Nov. 27, '78	from Texas on \$20,000 waiver claim

### Players Acquired from Trades (11)

Player	From	Date	With	Acquired For
Benny Ayala	Cardinals	4/30/79		Mike Dimmel (of)
Rick Dempsey	Yankees	6/15/76	Tippy Martinez (p) Rudy May (p) Scott McGregor (p) (to Roch.) Dave Pagan (p)	Doyle Alexander (p) Ellie Hendricks (c) Ken Holtzman (p) Grant Jackson (p) Jimmy Freeman (p)
Dan Ford	Angels	2/ 1/82		Doug DeCinces (3b) Jeff Schneider (p)
Leo Hernandez	Dodgers	4/28/82		Jose Morales (c-dh)
Tippy Martinez	Yankees	6/15/76	See Dempsey	See Dempsey
Scott McGregor	Yankees	6/15/76	See Dempsey	See Dempsey
*Joe Nolan	Reds	3/26/82		Dallas Williams (of) Brooks Carey (p)
Floyd Rayford	Angels	6/ 5/79		Larry Harlow (of)
Gary Roenicke	Expos	12/ 8/77	Joe Kerrigan (p) Don Stanhouse (p)	Rudy May (p) Randy Miller (p) Bryn Smith (p) (to Denver)
Lenn Sakata	Brewers	12/ 6/79		John Flinn (p)
Ken Singleton	Expos	12/ 4/74	Mike Torrez (p)	Richie Coggins (of) Bill Kirkpatrick (p) Dave McNally (p)

\* Note Bumbry, Nolan & Lowenstein are all listed in two places.

## MANAGER AND COACHES

### JOSEPH (JOE) SALVATORE ALTOBELLI


Born: May 26, '32; 6' 0"; 180; Batted, L; Threw, L; Position: 1B.

**Birthplace/Residence:** Born and raised in Detroit, Michigan... Now lives in Rochester, N.Y.

**Contract Status:** Signed a two-year contract extending thru the '84 season on November 12, '82.

**Tenure:** He has been in professional baseball for 32 years (starting '51) and previously was with the Baltimore organization for 14 seasons ('63 thru '76).

**Signed Originally with:** Cleveland.



**Orioles' Manager:** Joe was appointed as the 7th manager in Baltimore's 30 years in the major leagues on November 12, '82... He succeeded Earl Weaver, who had guided the club for 14½ seasons since July 11, '68.

**Yankee Organization:** He had served as third base coach for the New York Yankees for the last two years... In '80, his first year in the New York organization, he guided the Yankees' top farm club, the Columbus Clippers to the International League title. The Clippers finished first in the regular season with an 83-57 record, then defeated Richmond and Toledo in the playoffs to capture the crown. For his efforts, he was selected as the I.L.'s "manager of the year," the third time he had been selected for that honor (see below).

**San Francisco Skipper:** Joe was named as manager of the San Francisco Giants on October 7, '76, replacing Bill Rigney, and finished fourth in the National League's western division with a 75-87 mark in '77.

The following year, the Giants improved to 89-73, the club's most victories since '71. San Francisco led the N.L. West for all but three days in a three-month period from May 12 thru August 15 before going 20-23 over the final month and a half to finish third. For his efforts, Joe was chosen as the N.L.'s "manager of the year" by the Associated Press, beating out Pittsburgh's Chuck Tanner in the voting. Current Baltimore outfielder Jim Dwyer played under Joe for part of the '78 season.

In '79, the Giants won seven of their first nine games but were in fourth place with a 61-79 record when Joe was replaced by third base coach Dave Bristol on September 6.

**Baltimore Organization:** He spent 14 years in the Orioles' system from '63-'76, the final 11 as a very successful manager at all levels. His record in that span was 787-613 (.562) with his 11-year tenure matching Earl Weaver for the second longest in O's history behind Cal Ripken, who logged 13 plus seasons as a minor league skipper. Joe guided his clubs to five first place finishes and was named his league's "manager of the year" three times.

**Rochester:** In his six seasons as manager of Baltimore's triple-A farm club ('71-'76), Joe led the Red Wings to a 502-351 record (.589), including four regular season first place finishes and two league championships. In his first season at Rochester, the Wings won the league crown and defeated American Association champ Denver to capture the Little World Series, earning Joe "manager of the year" honors in the International League. That club included league "mvp" Bobby Grich, Don Baylor, and 12 others who played in the majors.

The Wings also won the league championship in '74 when he was selected both as the I.L.'s top skipper and as "Minor League Manager of the Year" by *The Sporting News*.

Seven current Orioles played under Joe in the minor leagues, all at Rochester: Al Bumbry ('72, won I.L. batting title); Terry Crowley ('71 & '76); Rich Dauer ('75 & '76, was I.L. "mvp" and batting champ in '76); Mike Flanagan ('75 & '76, was I.L. top lhp in '75); Dennis Martinez ('75 & '76, was I.L. top rhp in '76); Scott McGregor (was top lhp in '76); Eddie Murray ('76)... In addition O's pitching coach Ray Miller played for Joe from '71-'73.

**Other Levels:** After serving as a player-coach at Rochester in '65 and the first part of '66, Joe was named manager at Bluefield in June '66... He guided the O's to the Appalachian League pennant in '67 and was named the loop's top manager. He played briefly at Elmira prior to the start of the Appalachian League season in '67 and also saw action in 11 games (two as a pitcher) for Dallas-Fort Worth in '70.



## JOE ALTOBELLI (Cont.)

**Previous Playing Career:** Joe played 15 full professional seasons as a first baseman with the Cleveland Indians, Los Angeles Dodgers, Minnesota Twins, and Orioles' organizations... He signed originally with the Indians and in his first pro season in '51 he finished fourth in the Florida State League in batting (.341) and second in hits (204). That year he also hit in 36 consecutive games, an F.S.L. record that still stands.

He spent all or parts of 12 seasons at the triple-A level and led the International League with 31 homers and 105 rbi at Montreal in '60.

**Majors:** He made his major league debut with Cleveland in '55 and also played most of the '57 campaign with the Tribe as a reserve first baseman-outfielder... He also saw action in 41 games for the Minnesota Twins in '61, the Twins' first season in Minnesota after moving from Washington.

**Personal:** He was an all-city selection in baseball, football, and basketball at Detroit's Eastern High School (graduated '50)... Joe also played American Legion baseball in Detroit.

He has lived in Rochester for many years and spent several off-seasons working for the Rochester recreation department... Hobbies: hunting and woodworking... Joe and his wife, the former Pat Woolen, were married on May 3, '52, and are the parents of four boys: Mike (7/8/53), Mark (5/23/55), Jerry (5/7/63), and Joe (7/13/69) and two girls: Jody (10/26/56) and Jackie (4/9/60).

Record As Player																
Year	Club	Pct.	G	AB	R	H	2B	3B	HR	RBI	BB	SO	SB	CS	HP	
1951	Daytona Beach-1	.341	140	598	118	204	40	19	8	101	47	45	16	-	4	
1952	Reading	.271	128	436	49	118	9	7	2	37	33	39	3	-	3	
1953	Reading	.294	148	528	76	155	28	9	4	65	73	35	15	-	4	
1954	Indianapolis	.287	149	551	73	158	31	10	6	79	41	59	4	-	4	
1955	Indianapolis	.271	98	395	58	107	24	1	7	53	38	42	3	-	1	
	Cleveland	.200	42	75	8	15	3	0	2	5	5	14	0	-	1	
1956	Indianapolis	.254	145	528	69	134	18	10	19	81	36	67	8	-	7	
1957	Columbus	.234	22	77	16	18	5	1	2	10	9	16	0	-	0	
	Cleveland	.207	83	87	9	18	3	2	0	9	5	14	3	-	2	
1958	Indianapolis-2	.287	133	463	60	133	24	4	12	74	34	57	3	-	0	
1959	Toronto-3	.253	148	518	71	131	17	6	17	61	43	68	3	-	2	
1960	Montreal	.255	154	552	79	141	25	5	*31	*105	56	78	1	-	7	
1961	Syracuse-4	.256	96	351	50	90	11	4	10	47	34	46	0	-	2	
	Minnesota-5	.221	41	95	10	21	2	1	3	14	13	14	0	-	0	
1962	Omaha-6	.271	141	502	81	136	23	7	13	67	72	63	3	-	1	
1963	Rochester	.244	97	315	45	77	13	0	15	44	39	41	0	-	1	
1964	Rochester	.249	122	345	35	86	11	1	11	52	36	45	0	-	6	
1965	Rochester	.295	117	393	51	116	11	3	20	59	44	59	0	-	4	
1966	Rochester	.233	25	60	5	14	5	0	1	5	4	13	0	-	0	
1967	Elmira	.143	3	7	0	1	0	0	0	2	1	2	0	-	0	
1970	Dallas-Fort Worth	.364	11	11	1	4	0	0	0	3	2	1	0	-	0	
M.L. Totals		.210	166	257	27	54	8	3	5	28	23	42	3	-	2	
Pro Totals		.273	2043	6887	964	1877	303	90	183	973	665	818	62	-	44	

Record As Pitcher																
Year	Club	W-L	ERA	G	GS	CG	SHO	SV	IP	H	R	ER	BB	SO		
1970	Dallas-Fort Worth	0-0	13.50	2	0	0	0	0	4	5	8	6	3	1		

\*Led league.

- 1—Signed as a free agent by Cleveland organization in '50.
- 2—Sold by Cleveland organization to Toronto (International League) on 1/13/59.
- 3—Acquired by Los Angeles Dodgers organization in deal for third baseman Clyde Parris on 4/1/60.
- 4—Contract purchased by Minnesota Twins from Syracuse (International League) on 7/31/61.
- 5—Released outright by Minnesota Twins organization to Los Angeles Dodgers organization on 10/12/61.
- 6—Outrighted from Omaha (American Association) to Rochester (International League) on 10/12/62.

Record as Manager																
Year	Club	League	W	L	Pct.	Pos.										
1966	Bluefield	Appalachian	38	33	.535	3rd										
1967	Bluefield	Appalachian	42	25	.627	1st										
1968	Stockton	California	67	73	.479	6th*										
1969	Dallas-Fort Worth	Texas	75	58	.564	2nd										
1970	Dallas-Fort Worth	Texas	63	73	.463	3rd										
1971	Rochester	International	86	54	.614	1st										
1972	Rochester	International	76	68	.528	4th										
1973	Rochester	International	79	67	.541	1st										
1974	Rochester	International	88	56	.611	1st										
1975	Rochester	International	85	56	.603	2nd										
1976	Rochester	International	88	50	.638	1st										
1977	San Francisco	National	75	87	.463	4th										
1978	San Francisco	National	89	73	.549	3rd										
1979	San Francisco	National	61	79	.436	—**										
1980	Columbus	International	83	57	.593	1st										
Record as Major League Manager:			225	239	.485											
Record as Professional Manager:			1095	909	.546											

\*Composite Rank

\*\*Replaced by Dave Bristol on Sep. 6 with club in 4th place.

## ELROD (ELLIE) JEROME HENDRICKS

Born: Dec. 22, '40; 6'1"; 185; Batted, L; Threw, R; Position: C.

**Birthplace/Residence:** Born and raised in St. Thomas, Virgin Islands... Has lived in Baltimore area (Randallstown) since '70.

**Tenure:** This is his 24th season in professional baseball... He has spent 13½ years in Baltimore organization... Has 10 years, 89 days service as major league player.

**Signed Originally with:** Milwaukee (Atlanta) Braves.



**Major League Career:** When he first joined the O's in '68, Ellie had spent 9 seasons in the minors... During the 15 years that have elapsed since then, he has been with Baltimore for nearly 13½.

He played for the Cubs during the last 6 weeks of '72 (Tommy Davis deal) before returning to the O's that winter, then logged 1½ years in the Yankees organization from June '76 thru the '77 season, before rejoining the Birds.

**Coach:** Ellie was appointed bullpen coach in Nov. '77... He also served as a player-coach for parts of the '78 and '79 seasons... He has also supervised off-season workouts the last 4 winters for players living in the Baltimore area.

He was the American League's batting practice catcher and bullpen coach for the 1982 all-star game in Montreal.

**'79 Season:** He coached exclusively all year until Sep. 1 when the roster expanded to 40 men... He made only one appearance, in a game at Detroit on Sep. 19, and went 0-for-1 with a throwing error from behind the plate... He was not eligible for post-season play.

**'78 Season:** He started the season as a coach, but was activated six weeks later (on May 18) replacing Gary Roenicke who was optioned to Rochester. Ellie remained on the player list for the remainder of the year while also continuing as a coach.

**Last Home Run:** Ellie hit his last big league home run on Aug. 23, a blast off Oakland's Dave Heaverlo.

**'78 Batting/ERA Leader:** In 13 games Ellie batted .333 (6-for-18), and in his one career pitching stint he compiled a 0.00 era, thus leading the club in both categories (actually he tied Dave Ford in era... Ford pitched 15 scoreless innings in Sep.).

His pitching career took place in Toronto on June 26 where the O's were absorbing a 24-10 pasting by the Blue Jays... Ellie worked 2.1 innings, allowing no runs, one hit and one walk while putting an end to the carnage that had been inflicted on four predecessors (Mike Flanagan, Joe Kerrigan, Tippy Martinez and Larry Harlow)... Don Stanhouse then pitched the final inning and, inspired by Ellie's effort, he, too, held the Jays scoreless.

**Yankees, '76-'77:** In '76 Ellie played in 26 games for the Yankees after the June 15 trade from Baltimore and batted .210 (12-for-57).

Ellie spent '77 shuttling between New York and Syracuse. He played in only 10 games for the Yankees and was not eligible for post-season play.

**Orioles ('68-'76):** Ellie had been with the O's for nearly 9 full years when he was traded to the Cubs for Tommy Davis in Aug. '72... However, when the season ended, he was reacquired by Baltimore.

**100 Games/Year:** Ellie played in more than 100 games in each of the O's 3 pennant-winning seasons of '69-'70-'71... He and Andy Etchebarren more or less split the regular catching job from '68 thru '71.

**Weaver/Lane:** Earl Weaver and Frank Lane were instrumental in convincing the O's to draft him from the Angels' AAA Seattle affiliate in Nov. '67... Ellie had played for Weaver in Puerto Rico previously and Lane had scouted him in Mexico.

**Odds and Ends:** Ellie hit 2 grand slams for the Birds, both in Memorial Stadium: July 20, '70 off Chicago's Barry Moore, and Aug. 18, '75 off the Twins Dave Goltz... He nearly always caught when Mike Cuellar was pitching... He led the O's in batting on the '71 Japan tour with a .400 average (16-for-40).

**ALCS/WS:** He compiled a .273 average (18-for-66) in 23 post-season games for the O's and Yankees (comprising five championship and four world series).

# ELROD HENDRICKS (Cont.)

'70 WS: Ellie hit .364 (4-for-11) against the Reds with a home run and double and contributed significantly to the O's wins at Cincinnati in games 1 and 2.

In the opener, the Reds jumped out 3-0, but Ellie tied it in the 5th with a home run off Gary Nolan and the O's went on to win on Brooks' homer in the 7th. . . . There was a play in the Cincinnati 6th in which Ellie was involved and that was as important as the home run. . . . See "Carbo-Burkhart Incident" below.

**"Carbo-Burkhart" Incident:** One inning after Ellie had tied the game with his home run, the Reds had Bernie Carbo on 3rd, representing the lead run, and only one out (Brooks had retired Lee May leading off the inning on a sensational play).

Pinch-hitter Ty Cline then chopped a high bouncer in front of the plate. . . . As Ellie went out and grabbed it, Carbo headed home. Ellie dove and tagged Carbo a few feet up the line and Umpire Ken Burkhardt, who had been spun around by the runners as they converged so that his back was to the play, called Carbo out.

Films later revealed that Ellie had tagged Carbo with one hand while holding the ball in the other, and that Carbo had missed the plate.

**Puerto Rico:** Ellie played for Santurce in the Puerto Rico Winter League each year from '60-'77, except in '71 when the O's went to Japan. . . . His 112 homers in that loop rank him second on the all-time list to former St. Louis Browns outfielder Willard Brown (120).

**Minors:** He enjoyed his best minor league seasons in Jalisco in the Mexican League (AAA) where he hit 109 homers in 4 years and was known as the "Babe Ruth of Mexico" . . . In his last season there ('67), he led the league in homers (41) and was second in rbi (112).

He started his career in the Milwaukee Braves' organization ('59-'60), then spent 2 years at Winnipeg in the Cardinals system ('62-'63) before going to Mexico.

**Personal:** Ellie is one of the most popular personalities ever to wear an Orioles uniform. . . . He is an accomplished after-dinner speaker and is very active in community projects in the Baltimore area. . . . Speaks fluent Spanish. . . . Plays the flute.

Ellie was selected as the first "man of the year" by the Baltimore chapter of the National Conference of Christians and Jews in Feb. '83 in recognition of his outstanding service to the community.

He has operated a two-week baseball camp for youngsters the past 2 summers and this winter, conducted a coaching seminar for high school and college baseball coaches.

He and his wife, Merle, were married Jan. 14, '70 and are the parents of two sons: Ryan (8/3/72) and Ian Christopher (11/28/76). They have lived in the Randallstown area, near Baltimore, since the early '70's.

YEAR CLUB	AVG.	G	AB	R	H	2B	3B	HR	RBI	BB	SO	SB	CS	HP
1959 McCook	.235	25	34	6	8	1	0	0	3	13	4	1	0	0
1960 Wellsville	.235	73	217	36	51	8	1	11	36	28	52	0	0	4
1961														
1962 Winnipeg	.211	69	213	25	45	7	2	3	22	27	36	3	4	
1963 Winnipeg	.280	22	50	10	14	0	0	3	12	8	6	2	0	2
1964 Jalisco	.292	67	202	43	59	8	4	10	45	48	38	3	0	2
1965 Jalisco	.285	128	411	100	117	14	8	35	98	102	85	4	2	8
1966 Jalisco	.301	122	386	78	116	19	2	23	87	107	55	6	6	10
El Paso	.268	18	56	6	15	2	0	3	12	7	14	0	0	0
1967 Jalisco	.316	131	434	124	137	18	4	41	112	94	60	11	120	
Seattle*	.222	13	36	3	8	1	0	2	4	2	12	0	0	0
1968 Baltimore	.202	79	183	19	37	8	1	7	23	19	51	0	0	1
1969 Baltimore	.244	105	295	36	72	5	0	12	38	39	44	0	1	2
1970 Baltimore	.242	106	322	32	78	9	0	12	41	33	44	1	0	4
1971 Baltimore	.250	101	316	33	79	14	1	9	42	39	38	0	0	2
1972 Baltimore	.155	33	84	6	13	4	0	0	4	12	19	0	1	0
Chicago (NL)*	.116	17	43	7	5	1	0	2	6	13	8	0	1	0
1973 Baltimore	.178	41	101	9	18	5	1	3	15	10	22	0	0	1
1974 Baltimore	.208	66	159	18	33	8	2	3	8	17	25	0	0	1
1975 Baltimore	.215	85	223	32	48	8	2	8	38	34	40	0	1	1
1976 Baltimore-N.Y. (AL)†	.174	54	132	8	23	2	0	4	9	10	23	0	1	0
New York (AL)	.273	10	11	1	3	1	0	1	3	0	2	0	0	0
1977 Syracuse‡	.281	56	135	30	38	9	0	11	37	21	16	0	0	4
1978 Baltimore	.333	13	18	4	6	1	0	1	1	3	3	0	0	0
1979 Baltimore	.000	1	1	0	0	0	0	0	0	0	0	0	0	0
A.L. Totals	.222	694	1845	198	410	65	7	60	213	217	311	1	4	12
N.L. Totals	.116	17	43	7	5	1	0	2	6	13	8	0	1	0
M.L. Totals	.220	711	1888	205	415	66	7	62	219	230	319	1	5	12

\* Contract selected for \$25,000 in major league draft from Seattle roster (Angels) on 11/28/67. . . . sent to Chicago Cubs on 8/18/72 in straight waiver deal for outfielder Tommy Davis. . . . reacquired from Cubs on 10/30/72 in exchange for catcher Francisco Estrada.

† Traded to New York on 6/15/76 along with pitchers Ken Holtzman, Doyle Alexander, Grant Jackson, and Jimmy Freeman (assigned from Rochester to Syracuse) in deal for pitchers Tippy Martinez, Rudy May, Dave Pagan, and Scott McGregor (assigned from Syracuse to Rochester) and catcher Rick Dempsey.

‡ Agreed to terms with Baltimore as free agent in Nov. '77.

## League Championship Series Record

YEAR	CLUB	AVG.	G	AB	R	H	2B	3B	HR	RBI	BB	SO	SB	CS	HP
1969	Baltimore	.250	3	8	2	2	2	0	0	3	1	2	0	0	0
1970	Baltimore	.400	1	5	2	2	0	0	0	0	0	0	1	0	0
1971	Baltimore	.500	2	4	1	2	0	0	1	2	1	1	0	0	0
1974	Baltimore	.167	3	6	1	1	0	0	0	0	1	3	0	0	0
1976	New York	1.000	1	1	0	1	0	0	0	0	0	0	0	0	0
Totals		.333	10	24	6	8	2	0	1	5	3	7	0	0	0

## World Series Record

YEAR	CLUB	AVG.	G	AB	R	H	2B	3B	HR	RBI	BB	SO	SB	CS	HP
1969	Baltimore	.100	3	10	1	1	0	0	0	0	1	0	0	0	0
1970	Baltimore	.364	3	11	1	4	1	0	1	4	1	2	0	0	0
1971	Baltimore	.263	6	19	3	5	1	0	0	1	3	3	0	0	1
1976	New York	.000	2	2	0	0	0	0	0	0	0	0	0	0	0
Totals		.238	14	42	5	10	2	0	1	5	5	5	0	0	1


## RAYMOND (RAY) ROGER MILLER

Born: Apr. 30, '45; 6'3"; 215; Batted, R; Threw, R; Position: P.

**Birthplace/Residence:** Born in Takoma Park, Md. . . . Grew up in nearby Forestville, MD (Prince Georges County). . . . Now lives in New Athens, Ohio.

**Tenure:** Has been in Baltimore organization since '71. . . . In his 20th season in organized baseball ('64 thru '83).

**Signed Originally with:** San Francisco.



**Coaching:** Ray was named the Orioles' pitching coach in Jan. '78 and in his 5 years in Baltimore, the Birds have produced 4 different 20-game winners (Palmer-'78, Flanagan-'79, Stone & McGregor-'80) and 2 Cy Young Award recipients (Flanagan-'79, Stone-'80).

After 4 years as O's minor league pitching instructor, was appointed major league pitching coach at Texas following the '77 season. . . . However, rejoined the Orioles in that capacity on Jan. 23, '78, when George Bamberger left Baltimore to manage Milwaukee.

Is only the 3rd pitching coach in Baltimore history following Harry Brecheen ('54-'67) and Bamberger ('68-'77).

**Managing Winter Ball:** Ray managed at Caguas in the Puerto Rican winter league from 1980-82 and enjoyed much success. . . . In his 1st year, '80-'81, Caguas finished 4th in the regular season but defeated Bayamon and Mayaguez in the playoffs to win the championship. . . . In '81-'82, the Criollos had the best overall record during the regular season (37-23) but were eliminated by Bayamon in the 1st round of the playoffs.

**Minor League Pitching Instructor:** First joined the O's organization as a relief pitcher at Rochester in '71. . . . Became pitcher-coach for Wings under manager Joe Altobelli 2 years later. . . . Named minor league pitching instructor in '74 and helped develop a number of future major leaguers including Mike Flanagan, Wayne Garland, Dennis Martinez, Scott McGregor, Mike Parrott, Randy Miller, Dyar Miller, Paul Mitchell, Dave Ford, John Flinn, and Sammy Stewart.

**Playing Career:** Never pitched in the majors but spent the last 5 years of his pitching career at the AAA level. . . . Was 11-8 with 18 saves in 105 games with Rochester from '71-'73.

Pitched professionally for 10 years, starting in '64 after signing with San Francisco. . . . Allowed only 848 hits in 1003 career innings and until last part of the '73 season had averaged a strikeout per inning (finished with 992 k's). . . . Was drafted by Cleveland after the '64 season and remained with the Indians' organization until joining Rochester in '71. . . . Pitched a no-hitter in '64 in the Western Carolinas League.

**Personal:** Nicknamed "Rabbit" . . . Played baseball, soccer, and basketball at Suitland, Md. High School (graduated '63). . . . Was all-Maryland in baseball in senior year. . . . Served in the U.S. Army (1st Armored Division).

He and his wife, the former Judith Ann Graham, were married in '65. . . . The Millers have a son, Raymond "Scott" (7/6/66).



# RAY MILLER (Cont.)

Year	Club	W-L	ERA	G	GS	CG	SHO	SV	IP	H	R	ER	BB	SO
1964	Lexington	9-11	1.87	36	18	7	5		159	97	64	33	108	135
1965	Salinas	0-1	6.00	3	1	0	0		6	3	4	4	8	5
	DuBuque	7-9	3.76	30	15	7	1		122	97	66	51	76	147
1966	Pawtucket	0-0	9.00	1	0	0	0		2	3	2	2	1	2
	Reno	5-7	6.39	24	11	3	0		93	87	75	66	55	94
1967	Reno	1-3	4.95	34	1	0	0		60	50	40	33	41	49
1968	Reno	16-8	3.22	29	25	16	3		193	170	86	69	81	296
1969	Portland	5-11	3.38	45	7	2	0	5	112	107	51	42	56	73
1970	Wichita	6-6	3.67	56	1	0	0	7	98	94	49	40	46	87
1971	Wichita	0-1	2.45	8	0	0	0	0	11	12	3	3	5	10
	Rochester	3-2	3.16	44	0	0	0	11	57	49	26	20	28	48
1972	Rochester	7-5	3.21	47	0	0	0	7	73	66	31	26	38	61
1973	Rochester	1-1	1.38	14	0	0	0	1	26	13	8	4	15	15
Pro. Totals		60-65	3.53	371	79	35	9	31	1003	848	505	393	561	992


# CALVIN (CAL) EDWIN RIPKEN

Born: Dec. 17, '35; 5'11"; 170; Batted, R; Threw, R; Position: C.

**Birthplace/Residence:** Born, grew up, and still lives in Aberdeen, Md.

**Tenure:** This is his 27th season in professional baseball (all with Baltimore organization).

**Signed Originally with:** Baltimore.



**Coach:** Cal joined the Orioles' coaching staff in '76, replacing George Stallor, who had retired after the '75 season... Served as the O's bullpen coach until June 27, '77, when he took over at 3rd base following Billy Hunter's appointment as manager of the Texas Rangers.

**Father and Son:** Cal's son, Cal, Jr. joined the Orioles in '81, giving the Birds one of the few father-son combinations on the same team in major league history. Among the others are Connie (manager) and Earle (player) Mack of the Philadelphia A's (1910-11, 1914), and Jim (coach) and Mike (player) Hegan of the New York Yankees (1964, '66-'67, '73). For biography on Cal, Jr., see page 143.

In addition, Cal's youngest son, Billy was selected by Baltimore in last June's free agent draft (11th round, regular phase). Billy, an 18-year-old shortstop, batted .244 in 27 games at Bluefield (Appalachian League) last summer.

**Scout:** In '75, he turned to scouting, primarily at the professional level... In addition, did some free agent scouting and also served as a "trouble shooter" in the farm system.

**Managing:** Cal managed in the Orioles' farm system from '61 thru '74, a span of 13 plus seasons that is the longest tenure of any minor league skipper in O's history. Earl Weaver is 2nd with 11 years ('57 thru '67)... During that period, Cal managed at all levels except "rookie" league.

As a player-manager had a losing record in 2 seasons, then retired from active status following the '62 campaign... In 12 years as a non-playing skipper finished below .500 only once.

Won the 1st of 2 pennants at Aberdeen (Northern League) by 12 games with a club that included Jim Palmer, Andy Etchebarren, Eddie Watt, and Mark Belanger... Was chosen "manager of the year" in that loop... Finished 1st again in '72 at Asheville in the AA Southern League.

Was the Rochester manager in '69 and '70 (preceding Joe Altobelli), then moved to Dallas-Ft. Worth (AA-Texas) in '71... Last 3 seasons as a manager were at Asheville, '72 thru '74.

Earlier had managed clubs in Leesburg, Fla. (his 1st managerial assignment in '61); Appleton, Wis. ('62); Aberdeen, S.D. ('63, '64, '66); Kennewick-Richland-Pasco, Wash. (Tri-City) ('65); Miami, Fla. ('67); and Elmira, N.Y. ('68).

**Playing Career:** Was a catcher in the O's organization although also played 3rd base and the outfield and even pitched... Enjoyed best year under Earl Weaver at Fox Cities (I.L.I. League) in '60... Became a player-manager for 1st time midway thru the '61 season.

**Personal:** Conducts a number of clinics and works for the O's speaker's bureau during the off-season... His brother, Bill, played the outfield in the Brooklyn Dodgers' organization.

Cal and his wife, Vi, were married on Nov. 30, '57... They have 4 children: Ellen Leigh (3/22/59), Calvin, Jr. (8/24/60), Fred (11/25/61), and Billy (12/16/64).

Year	Club	Pct.	G	AB	R	H	2B	3B	HR	RBI
1957	Phoenix	.274	112	398	68	109	15	6	7	60
1958	Wilson	.216	118	393	40	85	20	2	4	33
1959	Pensacola	.292	61	219	36	64	14	3	2	35
	Amarillo	.203	30	69	6	14	2	0	0	3
1960	Fox Cities	.281	107	356	59	100	20	4	9	74
1961	Little Rock	.185	32	81	6	15	2	1	1	8
	Laesburg	.236	52	127	20	30	3	0	1	13
	Rochester	.083	11	24	2	2	0	0	1	2
1962	Appleton	.273	58	143	25	39	9	0	4	36
1963	Aberdeen	(Did Not Play)								
1964	Aberdeen	.000	2	1	0	0	0	0	0	0
Pro. Totals		.253	583	1811	262	458	85	16	28	269

# RALPH EMMANUEL ROWE

Born: July 14, '24; 5'6"; 175; Batted, L; Threw, R; Position: OF.

**Birthplace/Residence:** Born, raised, and still lives in Newberry, S.C.

**Tenure:** Has been in the Baltimore organization since '77... This is his 37th season in professional baseball.

**Signed Originally with:** Cleveland.



**Orioles' Batting Coach:** After 4 years as the O's minor league batting instructor, Ralph was appointed "organization batting instructor" in '81 to work on both the major and minor league levels... He works with the major league team during spring training and on most homestands while spending the remainder of his time with the Orioles' 5 farm clubs.

**Managerial/Coaching Background:** Prior to joining the Orioles, Ralph spent 18 years in the Minnesota Twins/Washington Senators' organization as a player, minor league manager, and coach.

He managed 12 seasons for the Griffiths, including a string of 3 straight first place finishes ('67, '68, '69), the first 2 at Orlando in the Florida State League and the last season at Charlotte of the Southern League... He also had 4 second place finishes... His final year as a manager was at Portland (Pacific Coast League) in '71.

He also managed at: Missoula, Mont. ('59), Fort Walton Beach, Fla. ('60, '62), Wilson, N.C. ('63, '64), Thomasville, N.C. ('65, '66), and Evansville, Ind. ('70).

Ralph was the Twins' third base coach for 4 years ('72 thru '75) and served as a special assignment scout and minor league batting instructor in '76... During his years in the Minnesota organization, he acquired a fine reputation as a hitting instructor... Rod Carew was one of his prize pupils.

**Playing Career:** Ralph played the outfield in the minors for 15 seasons, including 3 years, '59 to '61, when he played rarely while managing or coaching... His career spanned 20 years ('42 thru '61) with four years ('43 thru '46) out for military service, and another season, '56, in which he was out of organized baseball.

He batted over .300 in 6 different seasons and had a .295 lifetime average... He signed originally with the Cleveland Indians and later played in the Chicago Cubs' and Washington Senators' systems... His highest level was with the Los Angeles Angels of the P.C.L. (AAA) in '49.

**Personal:** Of German-Dutch descent... Hobbies: hunting and fishing... He attended Newberry College for 2 years... Played baseball, football, and basketball at Newberry High School (graduated '41)... Was captain of the South Carolina state championship baseball team his senior year... Was a halfback in football and a guard in basketball.

He and his wife, the former Ethel Harden, were married Sep. 21, '46... The Rowes have two children: Mannie (5/19/47) and Charlene (4/8/56).

## RALPH ROWE (Cont.)

YEAR CLUB	Pct.	G	AB	R	H	2B	3B	HR	RBI	SB	BB	SO
1942 Thomasville	.357	46	182	44	65	16	0	5	22	3	31	16
1943-46												
1947 Rock Hill	.306	135	513	92	157	26	9	9	73	3	82	44
1948 Rock Hill	.360	147	534	108	192	44	15	7	123	7	114	25
1949 Los Angeles	.242	14	33	9	8	2	0	0	1	0	6	2
1950 Rock Hill	.280	120	435	72	122	19	5	8	68	3	85	29
1951 Nashville	.327	121	392	65	128	17	6	12	71	2	112	42
1952 Springfield	.172	50	128	9	22	1	2	1	14	0	54	30
1953 Memphis	.287	48	150	26	43	7	4	4	21	1	24	12
1954 Memphis	.309	93	314	64	97	11	4	6	34	1	55	24
1955 Mobile	.274	127	376	58	103	20	5	5	60	0	58	26
1956	.275	124	360	47	99	21	0	7	49	4	61	35
1957 Mobile	.259	107	301	38	78	14	0	4	43	0	41	23
1958 Charlotte	.268	115	358	52	96	18	1	8	56	1	78	28
1959 Missoula	.338	28	74	13	25	4	0	3	12	0	16	8
1960 Fort Walton Beach	.167	5	6	0	1	0	0	0	1	...	...	...
1961 Charlotte	.143	8	7	0	1	0	0	0	1	...	...	...
Pro. Totals	.295	1427	4654	776	1377	241	57	89	746	25	837	358


## JAMES (JIMMY) B. WILLIAMS

Born: May 15, '26; 5'10"; 180; Batted, R; Threw, R; Position: OF.

**Birthplace/Residence:** Born and raised in Toronto, Ontario, but has lived in Pueblo, Colorado, for many years.

**Tenure:** This is his 37th season in professional baseball and his 6th with the Baltimore organization.

**Signed Originally with:** Brooklyn (Los Angeles) Dodgers.



**Coach:** Jimmy was appointed to the coaching staff in January '81 to replace Frank Robinson, who resigned to become manager of the San Francisco Giants. He serves as 1st base coach and works with the outfielders and baserunners.

**Baltimore Organization:** Jimmy became a manager in the O's farm system in '78 and guided clubs to the playoffs in each of his three seasons, including a pair of league championships.

In '80 he led the O's class AA team at Charlotte to the Southern League crown... The O's won the Eastern Division first half title but slipped to fourth in the second half before rebounding in the playoffs to beat Savannah, three games to none, and Memphis, three games to one, for the title... In '79 Charlotte also won the first half title but was eliminated by Columbus, Ga. in the first round of the playoffs.

The previous year, his first with the Orioles, Jimmy directed class A Miami of the Florida State League to the second half title, knocked off Ft. Myers in a one-game divisional playoff, then erased the Lakeland Tigers in a best of three final to win the pennant.

**Managing/Coaching Background:** Jimmy has logged 17 years as a minor league manager in the farm systems of the Dodgers ('63, '64, '76-'77), A's ('65 thru '69), Astros ('70 thru '74) and Orioles and owns over 1100 wins... He also spent the '75 season as the third base coach for the Houston Astros on the major league level.

His first of four pennants came in the Florida State League, when he managed for the A's at Leesburg in '66... That year his club was 50-14 in the first half, fell to fifth in the second half, but came back to beat St. Petersburg in the FSL playoffs... That club led organized baseball with 232 stolen bases in 132 games, a FSL record that still stands, while Alen Lewis, who went on to become Charlie Finley's "designated runner" stole 116, also a league mark... Jimmy also managed at Leesburg in '67 and put in another FSL campaign with the Astros at Cocoa in '72.

Jimmy joined the Houston organization in '70 and won a pennant at Columbus in the Southern League (he also managed at Columbus in '74)... He has managed at every level but "rookie" including four years at AAA: '69 (Des Moines), '71 (Oklahoma City), '73 (Denver), all in the American Association, and '77 (Albuquerque) of the Pacific Coast League.

He has also managed in: Santa Barbara ('63, California), Grand Forks ('64, Northern), Shelby ('65, Western Carolinas), Newport News ('68, Carolina), and Lodi ('76, California)... Served as a player-coach at Omaha (American Association) in '62.

**Playing Career:** He played for 18 years ('47 thru '64) as an outfielder in the Dodgers' system including occasional appearances in his first two years as a manager... He was outstanding in his first professional season in '47, earning "rookie of the year" honors in the Wisconsin State League and batting a composite .367 with three different clubs... That year he amassed 163 hits, 27 doubles, 15 triples, 12 homers, 121 rbi and 24 stolen bases in 117 games.

In '49 at Pueblo, he broke a Western League record with 42 stolen bases (in 43 attempts)... That mark was later broken by current Orioles' scout and field coordinator Len Johnston, who swiped 64 at Colorado Springs in '53.

Jimmy never played in the majors but put in five seasons at the AAA level ('55 thru '57 at Montreal in the International League) and '59 and '62 in the American Association... He hit over .300 in five different seasons.

**Personal:** Jimmy graduated from DeLaSalle High School in Toronto where he lettered in baseball, hockey, football, and lacrosse... He played minor league hockey (right wing) for the old Boston Olympics in the early 1950's and still performs as a defenseman for Pueblo's top semi-pro team in the off-season... His other hobbies include golf, tennis, and remodeling homes.

Jimmy and his wife, the former Lorraine Elliott, were married Sep. 21, '50... They have two sons, Chris (6/10/52) and Kirk (11/11/56) and one daughter, Julie (2/19/61).

Year	Club	Pct.	G	AB	R	H	2B	3B	HR	RBI	SB	BB	SO
1947	Kingston	.338	20	74	23	25	2	4	1	11	5	7	5
	Sheboygan	.385	86	325	84	125	25	10	9	105	18	71	43
	Three Rivers	.289	11	45	8	13	0	1	2	5	1	3	7
1948	Danville	.251	120	443	65	111	21	16	5	73	12	76	78
1949	Pueblo	.288	136	565	126	163	23	18	11	81	42	60	92
1950	Mobile	.249	127	414	52	103	13	8	3	38	13	29	56
1951	Mobile	.266	72	218	39	58	12	1	3	15	6	26	23
	Elmira	.258	45	128	23	33	5	2	1	14	6	9	12
1952	Mobile	.255	124	314	46	80	16	6	2	42	11	26	17
1953	Mobile	.250	2	4	1	0	0	0	0	0	0	...	...
	Elmira	.312	140	509	61	159	21	5	6	64	18	53	30
1954	Mobile	.295	148	505	73	149	22	4	8	61	13	50	43
1955	Montreal	.329	149	519	93	171	33	8	13	63	21	48	61
1956	Montreal	.298	146	550	96	164	27	9	8	55	12	60	44
1957	Montreal	.263	136	441	62	116	18	4	4	37	5	38	40
1958	Spokane	.302	142	493	59	149	21	3	12	64	5	47	44
1959	St. Paul	.194	47	144	12	28	4	0	0	12	2	14	17
	Victoria	.312	78	266	46	83	9	2	8	46	5	44	24
1960	Atlanta	.267	142	524	100	140	37	0	17	81	1	75	55
1961	Atlanta	.278	105	322	52	98	22	2	9	66	0	55	34
1962	Omaha	.281	47	96	19	27	2	1	3	20	1	13	14
1963	Santa Barbara	.328	31	64	9	21	5	0	1	11	0	5	7
1964	Grand Forks	.000	6	4	0	0	0	0	0	0	0	1	1
Pro. Totals		.290	2060	6967	1148	2017	338	104	126	964	197	810	747

## ADDITIONAL SPRING TRAINING COACHES

**MARK BELANGER**, the top fielding shortstop in American League history, will be at the O's spring training camp to work with the infielders. Mark played 15 plus seasons with the Orioles from 1965 thru 1982 before finishing his major league career with the Los Angeles Dodgers last season when he batted .240 (12-for-50) in 54 games.

His career fielding percentage at shortstop with the Orioles was .977 (206 e/8915 tc) in 1,898 games, an A.L. record. He won 8 gold gloves in an 11 year span from '69 thru '78 and topped the league in percentage 3 times. Mark is 2nd on the O's all-time list in games (1962), 3rd in at bats (5734) and 4th in runs (670), hits (670), and stolen bases (166). His best season at the plate was '69 when he hit .287 and drove in 50 runs.

A long time resident of Baltimore, Mark now works for Personal Management Associates, a Baltimore company presided over by Ron Shapiro which provides athletes with advice and assistance in all areas of their professional, financial and personal lives.

**LEE MAY**, one of baseball's top power hitters for the past 16 years, has also been invited to spring training as a coach. He'll assist Ralph Rowe with the batting chores.

Lee batted .267 (2031-for-7609) with 354 homers and 1244 rbi in 2701 career major league games with Cincinnati ('65-'71), Houston ('72-'74), Baltimore ('75-'80), and Kansas City ('81-'82). He's 32nd on the all-time home run list, and he hit 20 or more homers in 11 consecutive seasons from '68 thru '78, one of only 15 players in history to accomplish that feat. In '82 Lee batted .308 (28-for-91) with 3 homers and 12 rbi in 42 games with K.C.

In his 6 seasons with the Orioles, Lee hit 123 homers and drove in 487 runs while starting at 1st base for 3 years ('75-'77) and serving as the club's designated hitter the other 3. He earned "most valuable Oriole" honors in '76 when he led the A.L. with 109 rbi.

Lee has lived in Cincinnati for many years.



## CAREER RECORDS

### BENIGNO (BENNY) AYALA

Born: Feb. 7, '51; 6'1"; 195; Bats, R; Throws, R; Position: OF-1B.


**Birthplace/Residence:** Born in Yauco, Puerto Rico... Now lives in Toa Baja, P.R. (west of San Juan).

**Contract Status:** Signed two-year contract (with option for a third year) extending thru '84 season on Jan. 20, '83.

**Tenure:** Four years, 107 days.

**Signed Originally with:** New York Mets.

**Pronounced:** ah-YAH-la.



YEAR CLUB	AVG.	G	AB	R	H	2B	3B	HR	RBI	BB	SO	SB	CS	HP
1971 Visalia—1	.217	21	46	3	10	0	1	1	7	14	21	0	1	0
Pompano	.279	63	208	38	58	7	4	8	34	25	61	8	2	2
1972 Visalia	.227	113	348	68	79	15	2	19	66	57	115	6	0	6
1973 Memphis	.258	136	462	69	119	17	6	17	68	70	74	6	1	0
1974 Tidewater	.274	92	288	41	79	21	1	11	40	35	66	0	3	1
New York (NL)	.235	23	68	9	16	1	0	2	8	7	17	0	0	1
1975 Tidewater	.277	65	177	24	49	13	0	6	28	16	33	3	0	2
1976 New York (NL)	.115	22	26	2	3	0	0	1	2	2	6	0	1	0
Tidewater—2	.225	87	293	41	66	9	2	12	48	24	56	5	0	1
1977 New Orleans	.298	126	450	71	134	27	5	18	73	30	56	3	2	2
St. Louis	.333	1	3	0	1	0	0	0	0	0	1	0	0	0
1978 Springfield	.248	47	165	16	41	2	0	5	21	18	15	0	2	0
Columbus—3	.340	59	203	30	69	11	4	6	35	15	20	2	2	1
1979 Rochester	.355	17	62	10	22	1	3	1	7	6	6	0	1	1
Baltimore	.256	42	86	15	22	5	0	6	13	6	9	0	0	0
1980 Baltimore	.265	76	170	28	45	8	1	10	33	19	21	0	0	0
1981 Baltimore	.279	44	86	12	24	2	0	3	13	11	9	0	1	1
1982 Baltimore	.305	64	128	17	39	6	0	6	24	5	14	1	1	0
A.L. Totals	.277	226	470	72	130	21	1	25	83	41	53	1	2	1
N.L. Totals	.206	46	97	11	20	1	0	3	10	9	24	0	1	1
M.L. Totals	.265	272	567	83	150	22	1	28	93	50	77	1	3	2

GWRBI: '79-Roch. 2, Bal. 0; '80-3; '81-2; '82-3. M.L. Total: 8.

1—Signed as free agent by New York Mets' organization on 1/28/71.

2—Acquired by St. Louis Cardinals from N.Y. Mets in deal for infielder Doug Clary on 3/20/77.

3—Acquired by Baltimore Orioles on 1/16/79 from St. Louis Cardinals in deal for outfielder Mike Dimmel... Contract assigned from Arkansas to Rochester... Contract purchased from Rochester by Baltimore on 4/30/79.

#### League Championship Series Record

YEAR CLUB, OPP.	AVG.	G	AB	R	H	2B	3B	HR	RBI	BB	SO	SB	CS	HP
1979 Bal. vs. Cal.	(did not appear)													

#### World Series Record

YEAR CLUB, OPP.	AVG.	G	AB	R	H	2B	3B	HR	RBI	BB	SO	SB	CS	HP
1979 Bal. vs. Pit.	.333	4	6	1	2	0	0	1	2	1	0	0	0	0

**Career Highs, Game:** Hits—3, four times, the latter Oct. 1<sup>st</sup>, '82 vs. Mil. at Bal.; Home Runs—2, June 10, '79 vs. Tex. at Bal.; RBI—4, May 29<sup>th</sup>, '82 vs. Tor. at Bal.

**Hitting Streaks**—5, Sep. 25 thru Oct. 3, 1981.

#### THE 1982 SEASON

Benny was one of the top pinch-hitters in the A.L. (.375, 9-for-24); played 25 games in left field and first base in 3; and hit .359 (14-for-39) in 17 games as a designated hitter (1 hr, 4 RBI).

**Pinch-Hitting:** Among A.L. pinch-hitters with 20 or more plate appearances, Benny was 3rd in average (.375), 2nd in slugging (.727, 17 tb, 24 ab), and tied for 2nd with teammate Terry Crowley in RBI (10)... Oakland's Jeff Burroughs led in slugging (.727, 24 tb, 33 ab) and RBI (12).

Hit a pair of pinch-homers: a grand slam on May 29<sup>th</sup> off Toronto's Jerry Garvin and a 2-run shot on Sep. 6 off New York's Dave LaRoche. The 2nd one was the 11th pinch-homer of the season for the O's, an A.L. record.

**Batting:** Hit over .300 for the 1st time in his major league career. Batted .316 (19-for-60) in the first half and .294 (20-for-68) after the all-star break. His best month was May when he hit .437 (7-for-16) with 2 homers & 8 RBI... Hit .339 (19-for-56) in his last 25 games, starting Aug. 2.

Along with John Lowenstein and Gary Roenicke was a major contributor to the O's awesome combined left fielder stats: .283 (172-for-608), 41 hr and 123 RBI.

**vs. Opponents:** Went 7-for-17 (.412) vs. Yankees with 2 hr & 6 RBI in 8 games. Is only '82 Oriole with .300+ lifetime average against New York (.329, 25-for-76, 3 hr, 14 RBI)... Has also hit well during his career vs. the Brewers-.327 (17-for-52), the Twins-.326 (15-for-46) Red Sox-.333 (7-for-21) and A's-.400 (6-for-15).

#### PREVIOUS CAREER HIGHLIGHTS

**Majors:** Enjoyed most productive season in '80, setting career highs in home runs (10) and RBI (33)... First joined O's May 1, '79 as a replacement for Doug DeCinces (disabled list). Started 3 times in '79 world series (games 3, 5, 6), but did not appear in the ALCS.

Made big league debut with Mets and homered in 1st big league at bat, on Aug. 27, '74, off Houston's Tom Griffin... Is one of 47 to have done so in big league history. Started '76 season with Mets, but was optioned to Tidewater June 1. Returned to majors in September '77, appeared in one game and went 1-for-3 vs. Phillies' Steve Carlton.

**Minors:** Signed originally by Nino Escalera for the Mets in '71... Batted .281 (460-for-1638) in 5 plus years at AAA level... Named to '77 American Association all-star team after leading New Orleans with a .298 average... His manager that year was Lance Nichols who now manages at Rochester.

Acquired by O's on recommendation of Doc Edwards in '79. Edwards, then the Red Wings skipper, had managed him at Bayamon in the Puerto Rican Winter League.

**Winter League:** Has played in Puerto Rico every winter but one since '71 (didn't play after the '79 season)... Was league "mvp" in '73 while playing at Arecibo.

**Amateur Background:** Starred in baseball, track, basketball, and volleyball at Agustín Stahl High School in Bayamon (graduated '69)... Was never defeated in track events... Also played baseball in Little League and Babe Ruth programs.

**Personal:** Attended Puerto Rico J.C. (Rio Piedras) for one year before signing pro contract... His father is a real estate broker in Bayamon.

Benny and his wife, the former Esperanza (Eppie) Martinez, were married on Apr. 21, '74 and have 3 sons: Benny, Luis, and Melvin.

### MICHAEL (MIKE) JAMES BODDICKER


Born: Aug. 23, '57; 5'11"; 172; Bats, R; Throws, R; Position: P.

**Birthplace/Residence:** Born in Cedar Rapids, Iowa... Grew up and still lives in Norway, Iowa (southwest of Cedar Rapids).

**Contract Status:** Signed thru '83.

**Tenure:** 122 days.

**Signed Originally with:** Baltimore.



YEAR CLUB	W-L	ERA	G	GS	CG	SHO	SV	IP	H	R	ER	BB	SO
1978 Bluefield—1	2-1	0.47	8	1	0	0	2	19	9	2	1	10	28
Charlotte	4-3	1.94	10	8	5	2	0	65	42	15	14	17	48
Rochester	1-0	1.80	1	1	0	0	0	5	4	1	1	2	3
1979 Charlotte	9-3	3.00	14	14	8	2	0	102	82	40	34	36	89
Rochester	4-6	6.00	15	12	2	1	0	72	88	48	48	27	48
1980 Rochester	12-9	2.18	25	25	13	4	0	190	149	57	46	35	109
Baltimore	0-1	6.43	1	1	0	0	0	7	6	6	5	5	4
1981 Rochester	10-10	4.20	30	29	8	3	0	182	182	91	85	66	109
Baltimore	0-0	4.50	2	0	0	0	0	6	6	4	3	2	2
1982 Rochester	10-5	3.58	20	19	5	1	0	133.1	121	59	53	36	82
Baltimore	1-0	3.51	7	0	0	0	0	25.2	25	10	10	12	20
M.L. Totals	1-1	4.15	10	1	0	0	0	39	37	20	18	19	26
Pro. Totals	53-38	3.35	133	110	41	12	2	807	714	333	300	248	540

1—Selected by Baltimore organization in June '78 free agent draft (6th round, Baltimore's 9th selection, secondary phase)... Signed on 6/12/78.

## MIKE BODDICKER (Cont.)

**Longest Relief Stints:** 8 innings—Aug. 19, '82 at Min.; 5 innings—Aug. 27, '82 vs. Tex. at Bal.

**Strikeout High:** 5-Aug. 19, '82 at Min.

**Pitches:** Fastball, slider, forkball, and change.

### THE 1982 SEASON

Mike was recalled from Rochester on July 29 and pitched 7 times in relief over the final 2 months... Worked 5 times in August but pitched just twice after Aug. 27.

Earned 1st major league win against New York on Sep. 13, allowing one run in 3 innings... Worked the longest stint of the year by an O's reliever (tied with Sammy Stewart), 8 innings, on Aug. 19 at Minnesota... Fanned a career high 5 batters in that game.

Pitched 4.2 scoreless innings in 1st game after recall on Aug. 6<sup>1</sup> vs. Kansas City and hurled 5 scoreless frames against Texas on Aug. 27<sup>2</sup>.

**Rochester:** Mike started slowly for the Wings, going 2-4 with a 4.78 era in his 1st 8 games (7 starts) thru May 14... From that point on, was 8-1 in his final 12 starts with a 3.00 era... Was leading the Rochester staff in wins (10), starts (19), complete games (5), innings (133.1), and strikeouts (82) at the time of his recall by Baltimore.

Pitched one-hit shutout vs. Columbus on May 25... Fanned season high 9 batters twice, Apr. 29 vs. Charleston and May 20 vs. Columbus.

Drove in game-winning runs with 2-run pinch double to beat Toledo on June 26 in 1st professional at bat... Mike was forced to hit when Rochester manager Lance Nichols had to put his designated hitter Tim Derryberry into the game defensively. The Wings had no position players remaining, so Mike batted for pitcher Nate Snell with 2 out in the bottom of the 9th and Rochester trailing, 4-3.

### PREVIOUS CAREER HIGHLIGHTS

**1981:** Mike led the Rochester staff in starts (29), shutouts (3), and strikeouts (109)... Was recalled by Baltimore on Sep. 10 and pitched twice in relief over the final 6 days of the season: Sep. 29 at Det. and Oct. 2 vs. New York.

**1980:** Finished 2nd in the I.L. with a 2.18 era and tied for 2nd with 13 complete games... Was the circuit's top control pitcher with lowest ratio of walks per 9 innings pitched (1.66) and best figure of innings pitched (190) to base runners (hits-149, walks-35, hit by pitch-4) with a "minus 2"... Was 9-2 starting June 13, including 8 straight wins from June 13 thru Aug. 13.

**Major League Debut:** Was recalled by the Orioles on Sep. 5 but did not pitch until Oct. 4... Started the 2nd game of a doubleheader against Cleveland and lost to the Indians, 6-4 (7.1 ip, 6 h, 6 r, 5 er).

**Winter Ball:** Pitched for Ray Miller's Caguas club in Puerto Rican League... Best effort came in league championship series against Mayaguez when he threw 3-hit shutout to give Caguas 3-1 lead en route to league crown.

**1979:** Finished with a combined record of 13-9 at Charlotte and Rochester... Was leading the Southern League in wins (9) when promoted to Rochester on June 25... Set an S.L. record with 18 strikeouts against Knoxville on June 7.

**Pro Career:** Signed by Joe Bowman and made rapid progress in 1st pro season in '78... Started with Bluefield in June, was promoted to Charlotte on July 15 and then to Rochester on Sep. 1, moving from college ball to AAA level in just 15 weeks (May 21 to Sep. 1).

**Amateur Background:** Played 3 seasons at the University of Iowa (Iowa City), earning 3rd team all-Big 10 honors as a 3rd baseman in freshman year and as a pitcher in his junior season ('78)... Fanned 189 batters in 166 career innings and led nation in strikeouts per 9 innings in '77 (11.5).

Was a two-time all-state selection in baseball at Norway Community High School (graduated '75)... Also earned all-conference honors in basketball... Was drafted by Montreal in the June '75 free agent draft but chose to go to Iowa.

Played semi-pro baseball in Fairbanks, Alaska in the summer of '77, and his team finished 2nd in the National Baseball Congress Tournament in Wichita... Participated in Little League and American Legion baseball with his team going to the Legion world series 3 times ('74, '75, '76).

**Personal:** Hobbies: fishing, hunting, and trapping... Worked for a grain elevator operation in Norway during the off-season... Mike and his wife, the former Lisa Mary Charipar, were married on Feb. 2, '80.

## ROBERT (BOB) AVERILL BONNER


**Born:** Aug. 12, '56; 6'0"; 185; Bats, R; Throws, R; Position: SS-2B.

**Birthplace/Residence:** Born in Uvalde, Texas... Grew up in Leakey (north of Uvalde)... Spent the off-season in Timonium, Md.

**Contract Status:** Signed thru '83.

**Tenure:** 90 days.

**Signed Originally with:** Baltimore.



YEAR	CLUB	AVG.	G	AB	R	H	2B	3B	HR	RBI	BB	SO	SB	CS	HP
1978	Charlotte—1	.234	35	107	8	25	2	0	0	10	4	9	2	0	2
1979	Charlotte	.291	119	460	55	134	29	3	7	67	20	43	3	1	3
	Rochester	.273	4	11	1	3	0	0	0	0	0	2	0	0	0
1980	Rochester	.241	133	469	46	113	8	2	2	41	9	39	8	4	2
	Baltimore	.000	4	4	1	0	0	0	0	1	0	0	0	0	0
1981	Rochester	.229	84	301	19	69	10	1	3	35	9	39	10	6	2
	Baltimore	.296	10	27	6	8	2	0	0	2	1	4	1	0	0
1982	Baltimore	.169	41	77	8	13	3	1	0	5	3	12	0	0	0
	Rochester	.206	48	155	12	32	1	0	2	18	11	33	4	1	0
M.L. Totals		.194	55	108	15	21	5	1	0	8	4	16	1	0	0
Pro. Totals		.246	478	1611	156	397	56	7	14	179	57	181	28	12	9

GWRBI: '80-Roch. 5, Bal. 0; '81-Roch. 1, Bal. 0; '82-Bal. 0, Roch. 1.

1—Selected by Baltimore organization in June '78 free agent draft (3rd round, Baltimore's 6th selection, regular phase)... Signed on 6/8/78.

**Career Highs:** Hits—4, May 15, '81 at Min.

### THE 1982 SEASON

After a good spring training, Bob started the season with the Orioles and split the shortstop duties with Lenn Sakata in the early part of the year. He had problems at the plate and was batting just .169 (13-for-77) in 40 games when optioned to Rochester on July 18 to make room for Glenn Gulliver. He returned to the Orioles on Sep. 1 but appeared in only one game without a plate appearance in the final month.

**Baltimore:** Bob was the O's top hitter in spring training with a .404 (19-for-47) average with 2 homers and 9 rbi in 16 games... Started 7 of the 1st 16 and 20 of the 1st 60 regular season games thru June 16... From that point on, played in just 6 contests (2 starts) before going to Rochester... After single on June 9, was 0-for-14 in his final 8 games.

Had a .959 fielding percentage (4 e/98 tc) in 38 games at shortstop... Committed 2 errors at Chicago on Apr. 18... Also played in 3 games at 3rd base without a chance.

**Rochester:** He played exclusively at 2nd base with the Red Wings, fielding .997 (1 e/286 tc) in 48 games... Made only miscue in 2nd game on July 18 and did not err in final 262 chances (46 games).

Experimented with switch-hitting for 1st 23 games with the Wings thru Aug. 8... In that span, batted .200 (14-for-70) with one homer and 10 rbi lefthanded and .100 (1-for-10) with one homer and one rbi from the right side... Went 2-for-5 with a homer and 3 rbi in his 1st game batting lefthanded, July 17 vs. Toledo... Abandoned switching with .188 (15-for-80) composite average on Aug. 9... Hit .241 (20-for-83) in final 28 games.

### PREVIOUS CAREER HIGHLIGHTS

**1981:** Started year with Rochester but spent 2½ weeks with O's, May 11-27 when Sakata was disabled... Started 5 straight games at short, May 13-17 and went 6-for-10 in one stretch, May 14-15... Singled off Toronto's Jim Clancy on May 14 for 1st major league hit... Returned to Baltimore on Sep. 13 but played in just one game the rest of the way.

Was hampered by a severe hamstring pull in his left leg at Rochester and spent 2 periods on the disabled list in July and August... Went 3-for-4 with a grand slam and 7 rbi vs. Charleston on Apr. 28.

Was stricken with a serious bout of viral hepatitis during the off-season but missed only the 1st week of spring training.

**1980:** Chosen International League "rookie of the year" and all-star shortstop by vote of players, managers, and media... Appeared in 4 games for O's after recall on Sep. 8.

Led I.L. shortstops in percentage (.956), assists (454), total chances (706), and double plays (73)... Committed 31 errors but had 84 more total chances than any other shortstop.



## BOB BONNER (Cont.)

**Pro Career:** Signed by Ray Crone to a Bluefield contract in '78 but immediately made the jump to double-A... Was Southern League all-star shortstop in '79, leading Charlotte in batting (.291) and doubles (29)... Had .962 percentage at short (18 e/468 tc) that was best in league but was 14 games short of qualifying.

**Amateur Background:** Had a 4-year .306 average (215-for-702) at Texas A&M Univ. (College Station)... Struck out an average of only once in every 19 at bats and had one stretch of 69 straight trips to the plate without a "K".

Set or tied 20 individual records at A&M including career marks for runs (137), hits (215), and doubles (43)... Started as 3rd baseman in college but moved to short because of injuries to other players in freshman year.

Graduated from King High in Corpus Christi in '74 where he batted .451 & .525 last 2 years... Was a high school all-American at shortstop as a senior.

**Personal:** Is very active in the Fellowship of Christian Athletes and Baseball Chapel program... Hobbies: hunting, fishing, and pool... Remained in the Baltimore area over the winter and worked for the club's speakers' bureau.

He and his wife, the former Rebekah Sue Petty of Corpus Christi, were married Nov. 21, '74... They have 2 daughters, Angela Sue (7/3/75) and Kristina Michelle (8/9/78).

## MARK ANTHONY BROWN

Born: July 13, '59; 6'2"; 190; Bats, L-R; Throws, R; Position: P.

**Birthplace/Residence:** Born in Bel-lows Falls, Vt... Raised and still lives in North Walpole, N.H.

**Contract Status:** Signed thru '83.

**Tenure:** None.

**Signed Originally with:** Baltimore.



YEAR CLUB	W-L	ERA	G	GS	CG	SHO	SV	IP	H	R	ER	BB	SO
1980 Bluefield—1	1-0	0.95	6	1	0	0	1	19	11	5	2	8	16
Miami	3-5	4.73	10	10	2	0	0	59	58	40	31	35	40
1981 Miami	3-3	3.40	17	1	1	0	1	53	47	25	20	21	35
Hagerstown	1-0	2.14	10	0	0	0	0	21	19	7	5	8	16
1982 Hagerstown	0-0	3.10	14	0	0	0	0	20.1	23	9	7	6	16
Charlotte	8-2	2.09	19	5	2	1	3	73.1	46	20	17	44	57
Rochester	1-0	1.42	3	0	0	0	1	6.1	5	1	1	2	5
Pro. Totals	17-10	2.96	79	17	5	1	6	252	209	107	83	124	185

1—Selected by Baltimore organization in June '80 free agent draft (6th round, Baltimore's 7th selection, regular phase)... Signed by Bill Teed and John Stokoe on 6/5/80.

### THE 1982 SEASON

Mark made a strong comeback after suffering from shoulder problems in both '80 and '81... Had combined 9-2 record with 4 saves in 36 games (including 5 starts) and a 2.25 era (100 ip, 25 er) with the O's top 3 farm clubs... Pitched 26 more innings than he allowed hits (100 ip, 74 h).

Started at Hagerstown, but moved to Charlotte on June 5, and then to Rochester on Aug. 25.

Pitched in Florida Instructional League & at Santurce in Puerto Rican Winter League... Came home from Puerto Rico early because of lower back sprain.

**Charlotte:** Voted Charlotte's "pitcher of the year"... Won his 1st 5 decisions in the Southern League... Didn't pick up his 1st loss of the year until July 19. Led Southern League in won-lost pct. (.750, 8-2) with a 9th place club that had a 66-77, .462 record. His 2.09 era at Charlotte was better than 2 runs a game lower than the club's staff figure (4.38).

Pitched a 2-hit, 7-inning shutout to beat the Columbus Astros on July 14 for Charlotte. Was called up from Hagerstown when pitcher Randy Boyd was injured.

**Rochester:** Gave up only one earned run in 3 relief outings (regular season for Rochester). Saved a game for Don Welch on Aug. 31 against Pawtucket, then won in relief in the final game of the campaign against Toledo... Appeared in one playoff game for the Wings, in the

final series which the Wings lost in 3 to the Tidewater Tides. Mark allowed only one run (unearned) in 4 innings.

**1980-81:** Put himself on demanding conditioning program during the off-season, after the '81 campaign, following his 2nd year with arm trouble.

Made his pro debut at Bluefield in June '80, but was promoted to Miami July 9. He lost his 1st 5 appearances (all starts) at Miami, then went 3-0 with 2 no-decisions in his last 5 starts... Finished the year with his best effort, a 9-inning, 5-hitter in which he fanned 12 young Dodgers at Vero Beach.

**Amateur Background:** Played 2 varsity seasons and one j.v. at the University of Massachusetts at Amherst ('79-'80) and made all-New England as a designated hitter in '80, when he hit .344 with 17 rbi in 27 games. His 2-year record was 9-10 on the mound, but his era was well under 3.00, and he fanned 100 in 130 innings.

Graduated in '77 from Loomis-Chaffee School, Windsor, CT, where he played baseball, hockey, football, and basketball... Senior year he fanned 122 in 55 innings.

Participated in Little League, Babe Ruth, and American Legion baseball programs.

**Personal:** Like Mike Flanagan, Mark grew up in New Hampshire and attended the U. of Mass... Hobbies: reading and coaching... Plays the clarinet... Hopes to complete requirements for graduation from U. of Mass. during off-seasons... Single.

## ALONZA (AL) BENJAMIN BUMBRY

Born: Apr. 21, '47; 5'8"; 175; Bats, L; Throws, R; Position: OF.

**Birthplace/Residence:** Born and raised in Fredericksburg, Va... Recently built a new home in Luther-ville, Baltimore County.

**Contract Status:** Signed two-year contract on Feb. 12, '82, extending thru '83 season.

**Tenure:** Ten years, 31 days.

**Signed Originally with:** Baltimore.



YEAR CLUB	AVG.	G	AB	R	H	2B	3B	HR	RBI	BB	SO	SB	CS	HP
1969 Stockton—1	.178	35	73	19	13	4	0	0	0	3	30	38	10	3
1970														
1971 Aberdeen	.336	66	247	68	83	14	6	6	53	50	52	34	5	8
1972 Asheville	.347	26	121	26	42	4	4	4	10	10	19	10	2	1
Rochester	.345	108	435	83	150	29	*15	6	47	34	77	22	3	5
Baltimore	.364	9	11	5	4	0	1	0	0	0	0	1	1	0
1973 Baltimore	.337	110	356	73	120	15	*11	7	34	34	49	23	10	3
1974 Baltimore	.233	94	270	35	63	10	3	1	19	21	46	12	4	1
1975 Baltimore	.269	114	349	47	94	19	4	2	32	32	81	16	3	4
1976 Baltimore	.251	133	450	71	113	15	7	9	36	43	76	42	10	1
1977 Baltimore	.317	133	518	74	164	31	3	4	41	45	89	19	8	2
1978 Baltimore	.237	33	114	21	27	5	2	2	6	17	15	5	3	2
1979 Baltimore	.285	148	569	80	162	29	1	7	49	43	74	37	12	3
1980 Baltimore	.318	160	645	118	205	29	9	9	53	78	75	44	11	3
1981 Baltimore	.273	101	392	61	107	18	2	1	27	51	51	22	15	2
1982 Baltimore	.262	150	562	77	147	20	4	5	40	44	77	10	5	0
M.L. Totals	.285	1185	4236	662	1206	191	47	47	337	408	633	231	82	21

GWRBI: '79-9; '80-5; '81-2; '82-3. Total: 19.

\* Led league

\* Tied for league lead

1—Selected by Baltimore organization in June '68 free agent draft (8th round, Baltimore's 11th selection, regular phase)... Signed on 6/18/68.

YEAR CLUB, OPP.	AVG.	G	AB	R	H	2B	3B	HR	RBI	BB	SO	SB	CS	HP
1973 Bal. vs. Oak.	.000	2	7	1	0	0	0	0	0	0	2	2	1	0
1974 Bal. vs. Oak.	.000	2	1	0	0	0	0	0	0	0	0	1	0	0
1979 Bal. vs. Cal.	.250	4	16	5	4	0	1	0	0	4	3	2	0	0
L.C.S. Totals	.167	8	24	6	4	0	1	0	0	6	6	3	0	0

YEAR CLUB, OPP.	AVG.	G	AB	R	H	2B	3B	HR	RBI	BB	SO	SB	CS	HP
1979 Bal. vs. Pit.	.143	7	21	3	3	0	0	0	1	2	1	0	0	1

## AL BUMBRY (Cont.)

### All-Star Game Record

YEAR	CLUB	SITE	AVG.	G	AB	R	H	2B	3B	HR	RBI	BB	SO	SB	CS	IP
1980	A.L.	L.A.	.000	1	1	0	0	0	0	0	0	0	0	0	0	1

**Career Highs, Game:** Runs—4, Aug. 24, '81 at Sea. (ties club record); Hits—5, twice, June 25, '73 at Mil. and May 26, '79 at Det. (ties club record); 4, 13 times, the latest Apr. 21, '82 at Bos.; **Home Runs**—1, 47 times; RBI—5, June 8, '80 at Cal; 4, May 4, '75 (first game) at Cle; **Stolen Bases**—3, Sep. 27, '80 at Cle. (ties club record); 2, 33 times.

**Hitting Streaks:** 17—Apr. 22 thru May 13, '80; 15—July 21 thru Aug. 4, '79; 13—May 7 thru May 22 (first game), '77.

### THE 1982 SEASON

Hampered by muscle problems in both legs much of the season, Al stole only 10 bases, a club high but his lowest career total, and his .262 average was his lowest in 6 seasons (since '76).

He was 2nd on the club in at bats (562) and triples (4) and 4th in games (150).

**Batting:** Finished the season with an 11 game batting streak intact. Reached a late season high (after July 1) of .270 on July 20 and again on Aug. 16... Had 4 hits for the 13th time in his career on Apr. 21 at Boston.

Homered to lead off in the O's half of the 1st inning in back-to-back games Aug. 4 & 5 at Baltimore (vs. Bos. & K.C.). Hit 2 of his 5 homers against Seattle's Jim Beattie.

**By Month:** April—.300 (21-for-70), 18 g... May—.236 (26-for-110), 29 g... June—.237 (23-for-97), 24 g... July—.303 (24-for-79), 23 g... August—.254 (28-for-110), 29 g... Sep. & Oct.—.260 (25-for-96), 27 g. Has .315 (238-for-868) career average in Sep.-Oct.

**Leg Miseries:** Sustained a muscle pull in his right calf in mid-May and, though he missed very little time, was bothered by the injury most of the season. Later his problems were compounded when he pulled his left hamstring.

### 1982 AND MAJOR LEAGUE CAREER

**Stolen Bases:** Led O's in steals for 4th straight season in '82... Now has 231 lifetime, a club career record (Paul Blair had 167)... He's stolen 20 or more 5 times. Has 28 steals in 34 career attempts (.824) vs. Cleveland and is 13-for-16 (.813) lifetime vs. Toronto.

**vs. RHP/LHP:** "Bee" has a .292 (996-for-3415) career average vs. righthanders and is batting .256 (210-for-821) against lefties, but has hit for a higher average vs. southpaws in 2 of the last 4 years.

**Fielding:** Had an '82 percentage of .986 (6 e in 419 tc) which matches his career figure (36 e in 2573 tc)... Last year he led O's in assists (7) for the 2nd time in a row (had 6 in '81)...

Was 3rd in '82 in A.L. in outfield chances accepted excluding errors (413) and in putouts (404) behind Dwayne Murphy (466 tc, 452 po) and Gorman Thomas (438 tc, 427 po), despite his ailing legs.

Appeared in left field 3 times in the late innings (all in Sep. after John Shelby joined the club), but has started only once in left over the last 4 years (on Apr. 13, '79—Larry Harlow started in cf).

"Bee" came to majors as a leftfielder in '73 and didn't start in center until July 4, '76. Shared that position for next 2½ years before becoming O's full-time centerfielder in '79.

**vs. Opponents:** Last year he batted .349 (15-for-43) vs. Red Sox; .325 (13-for-40) vs. Brewers; .320 (16-for-50) vs. Tigers and .316 (12-for-38) vs. Oakland.

**Lifetime,** he is hitting .321 against both Seattle (62-for-193) and Toronto (67-for-209); .301 (113-for-375) vs. Brewers and .300 (115-for-383) against Tigers. See pages 41-51 for more details.

**Home Runs:** Al has hit 8 of his 47 career homers against the Yankees, a personal high vs. one club (5 of those were off Jim Hunter)... He's hit 25 at Memorial Stadium, 5 at Tiger Stadium and 3 each at Fenway, Comiskey and Yankee Stadium.

**O's All-Time List:** 1st-stolen bases (231)... 2nd-triples (55... Brooks had 68). See page 7 for ranking in other categories.

### PREVIOUS CAREER HIGHLIGHTS

**CS/WS:** Was leading run scorer in '79 ALCS (5) vs. Angels and also hit the only triple... Started all 4 games of '79 ALCS and 4 of the 7 in the world series vs. Pirates, but played in all 7 WS games.

1981: Led O's in runs (61) and steals (22) and was 2nd in games (101), hits (107) and walks (51) during the abbreviated season... Batted 283 (28-for-99) lefthanded... Drew his first career ejection June 2nd at New York by umpire Larry Barnett for arguing from the bench.

As Baltimore's leadoff man in the 1st inning of a game, Al batted .391 (30-for-83) in 97 games with an on-base percentage of .454 (44-for-97).

1980: Was selected as "most valuable Oriole" as he led club with a .318 batting average and became the 1st Baltimore player ever to amass 200 h's in a season (205), 5th in A.L.... Also topped the Birds with career highs in games (160), at bats (645), stolen bases (44, 5th in A.L.), and runs (118, 3rd in A.L. and 4 shy of club record).

Was named to the A.L. all-star squad and played last 4 innings in the game at Los Angeles... Was selected as the centerfielder on *The Sporting News* American League all-star-team (by vote of fellow players).

1979: Rebounded completely from his injury in '78 (see below) to finish third among the regulars in batting at .285 and led the club with 37 steals.

1978: Broke his left fibula and dislocated his left ankle in a game at Texas on May 12 while sliding back into 2nd base (from 3rd base side) and was sidelined until Sep. 4... During September, pinch-hit 5 times... Played his way back into shape at LaGuaira in the Venezuelan League that winter.

**Re-Entry:** Was the only Oriole eligible for re-entry in Nov. '78 and was selected by seven clubs in addition to the O's... Was the first Oriole eligible for re-entry to re-sign with Baltimore in 7 year history of the system. (see page 60).

1977: Hit over .300 (.317) for 2nd time in big league career despite a slow start (was batting .196 on Apr. 27) and a leg injury that slowed him down in late June and took him out of the regular lineup for a month from July 11 to Aug. 12 (disabled list from July 28 to Aug. 12).

**"Rookie of the Year":** Was selected as the A.L. "rookie of the year" in '73 by both BBWAA and TSN after batting .327... Teammate Rich Coggins was 2nd in the TSN poll... Is one of 5 Orioles to have won "rookie" awards: Ron Hansen-'60, Curt Blefary-'65, Eddie Murray-'77 and Cal Ripken-'82 are the others.

**Odds and Ends:** Set a club record and tied the A.L. mark with three triples against Milwaukee on Sep. 23, '73 in the game that clinched the Eastern division title for the O's... Had 3 doubles in a game twice in '75 (vs. K.C. on May 23 and vs. Det. on July 2)... Beat out 3 bunts for base hits vs. Cal. on July 10, '75.

**Minors:** Led the International League in batting (.345) and triples (15) in '72 when he was named Topps/National Association "player of the year" in that league... Started that season in Asheville, ended it in Baltimore, and hit .300 for 3 different clubs that season...

After returning from 2 years on active duty in the U.S. Army (see "Personal" below), played at Aberdeen, S.D. in '71 and finished second in the Northern League batting race to teammate Bob Bailor.

**Amateur Background:** Went to Virginia State College in Petersburg (graduated '68) on a basketball scholarship after averaging 32 points a game as a senior at Ralph Bunche High School in King George, Va.... Played 4 years of basketball at Virginia State, but didn't play baseball until senior year... Won the Central Intercollegiate Athletic Association batting title with a .378 average that season and was all-CIAA in both basketball and baseball.

Started playing baseball at Virginia State at the urging of the late Dick Bowie, who signed him for the Orioles in June '68.

**Personal:** Was called to duty as a 2nd lieutenant (R.O.T.C.) in June '69, just 2 months after starting his pro career... Served 11 months in Vietnam as a platoon leader, earned a Bronze Star, and was discharged as a 1st lieutenant in May '71.

Is extremely active in the community and finished tied for 2nd in the '81 balloting for the Roberto Clemente Award, presented annually by Major League Baseball to the player who "best exemplifies the game both on and off the field."

In recent years has been involved with numerous charities including the Maryland League for the Handicapped, the Santa Claus Anonymous Fund, Maryland Special Olympics, the Muscular Dystrophy Foundation, and the Junior League of Baltimore.

During the off-season, makes numerous appearances for the Orioles' speakers' bureau and plays for the club's basketball team... Completed in the '80 Superstars competition in the Bahamas and advanced to the finals, placing seventh... Single.



# TERRENCE (TERRY) MICHAEL CROWLEY

Born: Feb. 16, '47; 6'0"; 182; Bats, L; Throws, L; Pos.: 1B-OF-DH.

**Birthplace/Residence:** Born and raised in Staten Island, N.Y., but has lived in Baltimore since '70.

**Contract Status:** Signed thru '83... Signed a three year contract in Aug. '78 and a two year extension in Dec. '80.

**Tenure:** Eleven years, 91 days.

**Signed Originally with:** Baltimore.



YEAR CLUB	AVG.	G	AB	R	H	2B	3B	HR	RBI	BB	SO	SB	CS	HP
1966 Miami—1	.255	19	51	5	13	1	0	0	3	5	3	0	0	0
1967 Miami	.262	135	497	50	130	24	10	3	49	61	51	21	4	5
1968 Elmira	.271	55	181	19	49	8	1	0	22	26	25	7	2	1
Rochester	.262	75	271	37	71	13	3	8	34	35	54	1	1	0
1969 Rochester	.282	132	475	78	134	24	2	28	83	69	61	11	4	1
Baltimore	.333	7	18	2	6	0	0	0	3	1	4	0	0	0
1970 Baltimore	.257	83	152	25	39	5	0	20	35	26	2	0	0	0
1971 Rochester	.282	78	259	56	73	9	4	19	63	52	40	2	0	1
Baltimore	.174	18	23	2	4	0	0	0	1	3	4	0	0	0
1972 Baltimore	.231	97	247	30	57	10	0	11	29	32	26	0	0	1
1973 Baltimore—2	.206	54	131	16	27	4	0	3	15	16	14	0	0	1
1974 Cincinnati	.240	84	125	11	30	12	0	1	20	10	16	1	0	1
1975 Cincinnati—3	.268	66	71	8	19	6	0	1	11	7	6	0	0	0
1976 Atlanta—4	.000	7	6	0	0	0	0	0	1	0	0	0	0	0
Rochester—5	.261	20	69	4	18	7	0	2	7	9	10	1	1	0
Baltimore	.246	33	61	5	15	1	0	0	5	7	11	0	0	1
1977 Rochester	.308	108	403	69	124	24	2	*30	80	42	29	0	0	2
Baltimore	.364	18	22	3	8	1	0	1	9	1	3	0	0	0
1978 Baltimore	.253	62	95	9	24	2	0	0	12	8	12	0	0	1
1979 Baltimore	.317	61	63	8	20	5	1	1	8	14	13	0	0	1
1980 Baltimore	.288	92	233	33	67	8	0	12	50	29	21	0	0	0
1981 Baltimore	.246	68	134	12	33	6	0	4	25	29	12	0	0	0
1982 Baltimore	.237	65	93	8	22	2	0	3	17	21	9	0	0	0
A.L. Totals	.253	658	1272	153	322	44	1	40	194	196	155	2	0	5
N.L. Totals	.243	157	202	19	49	18	0	2	32	17	22	1	0	1
M.L. Totals	.252	815	1474	172	371	62	1	42	226	213	177	3	0	6

GWRBI: '79-2; '80-7; '81-5; '82-3. Total: 17.

\* Led league

1—Selected by Baltimore organization in June '66 free agent draft (11th round, regular phase)...

Signed on 8/10/66.

2—Contract sold to Texas Rangers on 12/6/73... Rangers in turn sold contract to Cincinnati Reds on 3/19/74.

3—Acquired by Atlanta Braves from Cincinnati Reds in deal for pitcher Mike Thompson on 4/6/76.

4—Released by Braves on 5/6/76 and signed by Rochester as free agent on 5/25/76.

5—Contract purchased by Baltimore from Rochester on 6/27/76.

## League Championship Series Record

YEAR CLUB, OPP.	AVG.	G	AB	R	H	2B	3B	HR	RBI	BB	SO	SB	CS	HP
1970 Bal. vs. Min.	.000	2	2	0	0	0	0	0	0	0	0	0	0	0
1975 Cin. vs. Pit.	.000	1	1	0	0	0	0	0	0	0	0	0	0	0
1979 Bal. vs. Cal.	.500	2	2	0	1	0	0	0	1	0	0	0	0	0
L.C.S. Totals	.200	5	5	0	1	0	0	0	1	0	0	0	0	0

## World Series Record

YEAR CLUB, OPP.	AVG.	G	AB	R	H	2B	3B	HR	RBI	BB	SO	SB	CS	HP
1970 Bal. vs. Cin.	.000	1	1	0	0	0	0	0	0	0	0	0	0	0
1975 Cin. vs. Bos.	.500	2	2	0	1	0	0	0	0	0	1	0	0	0
1979 Bal. vs. Pit.	.250	5	4	0	1	1	0	0	2	1	0	0	0	0
W.S. Totals	.286	8	7	0	2	1	0	0	2	1	1	0	0	0

**Career Highs, Game:** (all established with Baltimore) **Runs**—3, twice, Aug. 29, '72 at Min. and Sep. 24, '80 vs. Bos. at Bal; **Hits**—3, 11 times (6 in '80), the latest Sep. 24, '80 vs. Bos. at Bal; **Home Runs**—2, Twice—Sep. 24, '80 vs. Bos. at Bal. and May 26, '81 vs. N.Y. at Bal. **RBI**—5, Sep. 24, '80 vs. Bos. at Bal; 4, six times, the latest Aug. 8, '82 vs. K.C. at Bal.

**Hitting Streaks:** 8—Aug. 18 thru 29, '72.

## PINCH-HITTING

1982: Despite a .200 (7-for-35) pinch-hitting average, Terry achieved some notable milestones. He became only the 8th in history to record 100 career pinch-hits (See Top 8 below), and ended the year with 103 total, tying him for 7th place on the all-time list with Mike Lum. His 100th was a single off Royals' Dan Quisenberry at Baltimore on Aug. 6 (2nd gm).

He hit 2 pinch home runs, giving him a career total of 5, and one of those was his 2nd career pinch-slam (he has 4 slams total), a game-winning blast in the bottom of the 9th off K.C.'s Mike Armstrong (see Home Runs below).

In addition, he went 2-for-2 with 3 rbi in a pinch-hitting capacity during the pressure-filled final weekend series against the Brewers and drew 9 walks as a pinch-hitter on the season which produced a respectable .364 (16-for-44) on-base percentage.

**Career:** Lifetime, Terry has a .268 pinch-hitting average (103-for-385) in the majors with 5 homers, 66 rbi, and 53 walks. His on-base percentage is .356 (156-for-438).

With the Orioles only, he is at .285 (79-for-277) with 5 homers, 54 rbi, and 44 walks, plus a .383 on-base figure (123-for-321).

Since returning to the Orioles from Rochester on Aug. 12, '77, "Crow" has batted .296 (55-for-186) as a pinch-swinging with 5 homers, 46 rbi, 32 walks, and an on-base percentage of .399 (87-for-218).

**Home Runs:** He contributed 2 of the O's A.L. record setting 11 pinch-homers in '82... His 5 career pinch-homers: (1) Sep. 9, '77—grand slam off Cleveland's Larry Anderson at Baltimore... (2) May 27, '79—none on off Jack Billingham at Detroit... (3) May 30, '80—none on 10th-inning game-winner off Doug Corbett at Minnesota... (4) June 6, '82—0 on off Paul Boris at Minnesota... (5) Aug. 8, '82—3 on off Mike Armstrong, K.C., at Baltimore, a game-winner in bottom of 9th.

**Top 10:** In addition to his 7th place tie on the all-time list, Terry is 2nd among actives behind former teammate Jose Morales (108), now with the Dodgers. The list:

1. Manny Mota . . . . . 150	5T. Gates Brown . . . . . 108
2. Smoky Burgess . . . . . 144	7T. Terry Crowley . . . . . 103
3. Jerry Lynch . . . . . 116	7T. Mike Lum . . . . . 103
4. Red Lucas . . . . . 114	9. Vic Davalillo . . . . . 95
5T. Jose Morales . . . . . 108	10. Dave Philley . . . . . 93

## CROWLEY'S CAREER PINCH-HITTING RECORD

	Pct.	AB	H	HR	RBI	BB
1969 Baltimore	.000	2	0	0	0	0
1970 Baltimore	.290	31	9	0	2	5
1971 Baltimore	.444	9	4	0	1	3
1972 Baltimore	.211	19	4	0	2	1
1973 Baltimore	.214	14	3	0	1	1
1974 Cincinnati	.208	53	11	0	7	3
1975 Cincinnati	.265	49	13	0	4	6
1976 Atlanta	.000	6	0	0	1	0
1976 Baltimore	.250	16	4	0	2	2
1977 Baltimore	.467	15	7	1	9	1
1978 Baltimore	.342	38	13	0	8	2
1979 Baltimore	.275	40	11	1	6	9
1980 Baltimore	.297	37	11	1	6	5
1981 Baltimore	.286	21	6	0	7	5
1982 Baltimore	.200	35	7	2	10	9
Totals	.268	385	103	5	66	53

## DESIGNATED HITTING

He batted .226 (7-for-31) in 14 games as a dh in '82 with 1 rbi, 6 walks and an on-base average of .351 (13-for-37). Lifetime, he's batting .262 (125-for-478) with 15 homers in 172 games as a dh... He hit 11 of those in 65 games during the '80 season.

## CAREER HIGHLIGHTS

During his 17 year pro career, he has spent nearly 15 complete seasons with the Baltimore organization (all except 2 years with Cincinnati and one month with Atlanta).

'82 Summary: Appeared in 10 games at 1st base mostly while Ed-die Murray was recovering from a hand injury, 14 games as a dh and 44 as a pinch-hitter.

vs. Opponents: Went 6-for-12 (.500) with 2 home runs against the Twins in '82. Lifetime he is batting .319 (30-for-94) against the Twins; .316 (18-for-57) vs. Chicago, and .305 (32-for-105) against Milwaukee... His high for home runs against a single club is 7 vs. Cleveland.

Crow has hit 23 of his 40 A.L. homers in Memorial Stadium... His favorite road park is in Detroit where he's hit 4.

He is 5-for-11 (.455) lifetime against Boston's Bob Stanley and 7-for-16 (.438) vs. the Tigers' Dan Petry. Against Doug Corbett of the Angels, Terry is 3-for-3 with a walk and he has twice beaten Corbett with 10th inning hits (one a homer on May 30, '80).

Best Year '80: Set personal highs in runs (30), hits (67), homers (12), and rbi (50). Hit his 3rd career slam, off Chicago's Lamarr Hoyt on Aug. 5 (see list of others on page 10), batted .338 with runners in scoring position (24-for-71), and drove in the winning run 3 times in the late innings.

## TERRY CROWLEY (Cont.)

**LCS:** Went 1-for-2 as a pinch-hitter in '79 ALCS, an rbi single in game 3 that gave O's 3-2 lead in 7th (followed Al Bumbry's triple)... But Angels came back to win in 9th.

That was his only hit in 3 LCS... He was not eligible for either '69 or '71 ALCS; played in '70; and was eligible but did not play in '73.

**WS:** Appeared in 5 of 7 games in '79 vs. Pirates, all as pinch-hitter... Made a huge contribution in O's come-from-behind win at Pittsburgh in game 4, driving in the tying and winning runs in the 6-run 7th that overcame a 6-3 Pirates lead.

He batted for Dave Skaggs with bases loaded (and O's down by 1) and pulled a 2-run double to right off Kent Tekulve who had given up an identical blow to John Lowenstein, also a pinch-hitter, 2 batters earlier.

His only previous world series hit was a bizarre one for the Reds in '75 vs. Bosox. In game 6 (the one that belongs to Carlton Fisk) he hit a bouncer to Rick Burleson who held the ball until Denny Doyle could cover 2nd... By the time Doyle arrived, it was too late, and "Crow" was credited with a single.

He was 0-for-1 in '70 and was not eligible in either '69 or '71.

**Last Year in Minors, '77:** Led International League in homers (30), despite the fact he was called up to Baltimore on Aug. 12... Finished 2nd in I.L. "mvp" vote to Pawtucket's Ted Cox and was picked to league all-star team... After coming back to Baltimore, he went 7-for-15 (.467) as a pinch-hitter with 9 rbi.

**Orioles, '69-'73:** Made his big league debut after being called up to the O's on Sep. 2, '69, and became O's top pinch-hitter in '70... Was only rookie to start '70 season for O's.

After a poor spring training in '71, was sent back to Rochester... Was recalled in mid-season for 6 weeks (subbing for Tom Shopay who was disabled) and came up again at end of season.

Had best year to that point in '72 when he hit 11 home runs in 67 games... In '73, the 1st year of the dh rule, he sometimes platooned with Tommy Davis in that spot (trivia: Terry was O's 1st dh ever, opening day '73)... Hit a home run in final at bat as an Oriole on Sep. 29, '73, off Cleveland's Tom Timmerman.

**Cincinnati, '74-'75:** The Reds purchased his contract from Texas in Mar. '74, 3 months after the O's had sold his pact to the Rangers... "Crow" was Reds' principal pinch-hitter for the 2 years he was in Cincinnati.

Defensively he played 29 games in '74 and 8 games in '75.

**Atlanta/Return to O's, '76:** See notation under career stats.

**Amateur Background:** "Crow" was scouted and signed for the O's by Frank McGowan, Walter Shannon, and the late Joe Torre, Sr.... He enjoyed an outstanding baseball career at Staten Island's Curtis High and later played baseball at Long Island University.

He is one of several 1st basemen to have made it to the majors from New York City: Lou Gehrig, Frank and Joe Torre, and Joe Pepitone, Mike Fiore, Ed Kranepool, and Curt Belfary (born in Brooklyn) are among the others.

**Personal:** Terry and his wife, the former Janet Boyle, have 4 children: Karlen (1/19/64), Terry, Jr. (1/2/68), Jimmy (10/16/69), and Karen (8/29/76). "Crow" is a starter on the O's off-season basketball team. He operates a baseball camp in Cockeysville during the summer.

## RICHARD (RICH) FREMONT DAUER


**Born:** July 27, '52; 6'0"; 180; Bats, R; Throws, R; Position: 2B-3B.

**Birthplace/Residence:** Born and raised in San Bernardino, Cal. area... Recently built a new home in Phoenix, Md. (Baltimore County).

**Contract Status:** Signed five-year contract (with option for a sixth year) extending thru '85 season on Dec. 20, '80.

**Tenure:** Six years, 25 days.

**Signed Originally with:** Baltimore.



YEAR CLUB	AVG.	G	AB	R	H	2B	3B	HR	RBI	BB	SO	SB	CS	HP
1974 Asheville—1	.328	53	180	30	59	7	0	11	35	13	18	0	0	0
1975 Rochester	.170	18	47	2	8	1	0	0	0	3	3	0	1	0
Asheville	.251	106	374	51	94	13	0	6	44	51	24	5	3	0
1976 Rochester	*.336	132	*524	84	*176	26	3	11	78	46	38	2	5	3
Baltimore	.103	11	39	0	4	0	0	0	3	1	3	0	0	1
1977 Baltimore	.243	96	304	38	74	15	1	5	25	20	28	1	0	2
1978 Baltimore	.264	133	459	57	121	23	0	9	61	36	36	0	1	1
1979 Baltimore	.257	142	479	63	123	20	0	2	63	46	19	3	2	3
1980 Baltimore	.284	152	557	71	158	32	0	4	38	27	18	0	0	3
1981 Baltimore	.263	96	369	41	97	27	0	8	57	50	34	0	1	1
1982 Baltimore	.280	158	558	75	156	24	2							

**M. L. Totals** .265 788 2765 345 733 141 3 34 293 206 160 4 8 11

GWRBI: '79-14; '80-6; '81-4; '82-7. Total: 31.

\* Led league  
1—Selected by Baltimore organization in June '74 free agent draft (1st round, regular phase)  
...Signed on 6/20/74.

## League Championship Series Record

YEAR CLUB, OPP.	AVG.	G	AB	R	H	2B	3B	HR	RBI	BB	SO	SB	CS	HP
1979 Bal. vs. Cal.	.182	4	11	0	2	0	0	0	0	0	1	0	0	0

## World Series Record

YEAR CLUB, OPP.	AVG.	G	AB	R	H	2B	3B	HR	RBI	BB	SO	SB	CS	HP
1979 Bal. vs. Pit.	.294	6	17	2	5	1	0	1	1	0	1	0	0	0

**Career Highs, Game:** Runs—3, nine times, the latest Aug. 21, '82 at Tex.; Hits—5, June 2, '80 vs. Mil. at Bal. (ties club record); 4, nine times, the latest May 23, '81 at Det.  
**Home Runs**—2, Aug. 24, '81 at Sea. **RBI**—5, Aug. 24, '81 at Sea.; 4, May 31, '80 at Min.  
**Hitting Streaks:** 11—twice, July 18 thru 29, '78 and July 26 thru Aug. 9, '80.

## 1982 SEASON AND MAJOR LEAGUE CAREER

Rich set career highs for games (158), at bats (558), runs scored (75), triples (2), and walks (50). He led the Orioles with 11 sacrifice hits, was 2nd to Cal Ripken in games and at bats, and finished 3rd behind Eddie Murray and Ripken in hits (156). Rich enjoyed a great start and a fast finish at the plate (see below).

Despite the fact he played at 3rd base for much of the season's 2nd half, he had the American League's 2nd highest fielding percentage at 2nd base (among qualifiers).

**Batting:** Rich had the best start of his major league career, batting .375 in April (see "Aprils" below) and .352 in his 1st 25 games thru May 8 to place among the league leaders... Was still batting .311 on June 12 (54 games) but over the next 3 months hit just .241 (68-for-282) in a 90-game span to fall to .266.

**Final Drive:** Starting Sep. 19, he hit at a .407 (22-for-54) clip in his last 14 contests to raise his average 14 points to .280... In the 1st game of that stretch, "Thanks, Earl" Day, hit 2-run "sudden death" homer off Cleveland's Ed Glynn in bottom of 10th inning to give O's 4-2 win... Had season-high 8 game hitting streak in that span, batting .485 (16-for-33) from Sep. 25 thru Oct. 2.

**Miscellaneous:** Batted .291 (89-for-306) in 80 games before the all-star break and .266 (67-for-252) in 78 games thereafter... Connected for 1st triple in nearly 5 years on July 20 vs. California... Only previous major league triple came on Aug. 25, '77 against Chicago... Batted .303 (86-for-284) on the road but just .255 (70-for-274) at Memorial Stadium.

**By Month:** April-.375 (24-for-64), 18 g... May-.236 (26-for-110), 27 g... June-.298 (28-for-94), 24 g... July-.220 (20-for-91), 27 g... August-.289 (26-for-90), 30 g... September-.269 (25-for-93), 28 g... October-.438 (7-for-16), 4 g.

**Aprils:** Rich hit for his highest average ever in April to raise his career mark in the opening month from .221 to .255 (76-for-298)... Prior to '81, when he hit .298, slow starts were the rule for Rich as he batted just .197 (35-for-178) in his 1st 4 Aprils in the majors ('77 thru '80).

Was 0-for-22 in Apr. '77 and 3-for-28 the following year... In '79, went 2-for-27 in 1st 8 games before a sharp rally brought him up to .324 for the month... However in '80, regressed to 8-for-54 (.148) in April.

**Strikeouts:** Rich fanned 34 times in '82, the 2nd highest total of his major league career, but still an average of just once every 18.41 plate appearances (626 p.a.)... That ranked 2nd in the A.L. behind California's Tim Lincecum (1/24), just ahead of New York's Willie Randolph (1/18.37). The Cubs' Bill Buckner led the majors for the 3rd straight year with one strikeout every 27.27 appearances, followed by Philadelphia's Pete Rose (1/22.44) and Pittsburgh's Johnny Ray (1/20.65).



## RICH DAUER (Cont.)

Rich led the A.L. in strikeout "in-frequency" in '80 (1/32.5) and was 3rd in '81 (1/22.44). Lifetime, he's fanned once every 18.99 plate appearances (160 strikeouts, 3037 p.a.), the best ratio in the league. . . Buckner's career figure (1/24.20) tops the majors. . . Former Oriole Bob Bailor, now with the New York Mets, is at 1/18.87.

**vs. Opponents:** In '82, Rich had his most success against Milwaukee, batting .388 (19-for-49) with 2 homers and 9 rbi, all season highs. . . Raised his career average vs. the Brewers from .268 to .29386, best among all opponents. . . Has most lifetime homers (5) and rbi (32) against Toronto.

**Hit .300 vs. 4 other clubs last season:** Texas (.378), Boston (.317), Detroit (.311), Chicago (.310). . . See pages 31-33 for complete statistics against opponents.

**Ejection:** Was ejected for the 1st time in his big league career on June 9 at Milwaukee when tossed by Mike Reilly for throwing bat.

### FIELDING

**Infield Shift:** With the exception of 2 starts at 3rd base in mid-April, Rich played almost exclusively at 2nd until early July. At that time Earl Weaver decided to move Cal Ripken, Jr. permanently from 3rd to shortstop. As a result for the remainder of the year, Rich played 2nd against righthanders (with lefty Glenn Gulliver at 3rd) and 3rd vs. southpaws (with Lenn Sakata at 2nd). His totals for the season were 118 starts at 2nd and 34 at 3rd. He played both positions in the same game 28 times.

**Second Base:** He was 2nd among A.L. 2nd basemen in fielding with a .987 percentage (7 errors in 536 total chances) in 124 games, just behind Detroit's Lou Whitaker (.988). . . Has a career percentage of .988 (36 errors in 3048 chances) in 639 games. . . Though he needs several more seasons, that figure is well above the existing mark for "highest percentage, 10 or more years, or 1000 or more games," both currently held by California's Bobby Grich (.985).

Led the A.L. with .989 percentage in '81. . . Played 76 consecutive errorless games at second (400 chances) from July 12, '80 until booting a ground ball on Apr. 25, '81. . . It was the 2nd longest streak of his career, 10 games shy of the previous one in '77-'78 (see below).

**Third Base:** He fielded .991 (1 error in 115 chances) in 61 games at 3rd. . . While he didn't qualify for the title, Rich had the highest percentage among all 3rd sackers who appeared in 10 or more games. . . Did not commit a miscue in 1st 47 games at 3rd (86 tc) before only miscue on Sep. 11. . . His career percentage at 3rd is .964 (16 e in 455 tc) in 205 games.

**Fielding Records, '78:** He set 2 one season major league records for 2nd basemen in '78: (1) 86 consecutive errorless games, and (2) 424 consecutive chances without error. Both records were eclipsed as major league marks by Philadelphia's Manny Trillo, when he handled 479 consecutive chances without an error over 89 games from Apr. 7 to July 31, '82. . . However, Rich's performance is still the A.L. record in both categories.

Until he threw a ball away in the final game of '78, he hadn't made an error at 2nd all season. His efforts broke the previous marks of the Mets Ken Boswell (85 straight errorless games in '70) and of the late Ken Hubbs of the Cubs (418 errorless chances in '62). Ironically, Hubbs, killed in the crash of a plane he was piloting in Feb. '64, was from Rich's hometown (Colton, CA).

Rich set the A.L. records in those departments, formerly held by Bobby Doerr, Red Sox (73 games and 414 chances, both in '48).

Strangely, Dauer, who fielded .998 that year didn't qualify for the percentage title because he played too few games at 2nd (87 played, 108 required).

He had played one errorless game at the end of '77, but his "more than one season" streaks of 87 games and 433 chances fell short of the existing major league records held respectively by Cincinnati's Joe Morgan-91 ('77-'78) and Baltimore's Jerry Adair-458 ('64-'65). . . Trillo also broke Adair's mark for chances but fell 2 games shy of Morgan's record.

### PREVIOUS CAREER HIGHLIGHTS

**1981:** Led the Orioles in doubles and topped A.L. 2nd basemen in fielding. . . Was batting .284 thru Aug. 28 but hit just .226 the rest of the way.

**1980:** Had best overall season. . . Set personal highs in 7 offensive categories, including average (.284) and rbi (63), led A.L. in strikeout "in-frequency", and was 2nd among league's 2nd basemen in fielding percentage.

**1979:** Tied Eddie Murray for the club lead with 14 game-winning rbi and set a career high with 9 homers. . . Drew 4 of his 36 walks in one game, vs. Oakland on May 8 at Baltimore.

**1978:** Became a full-time regular on June 12, 1st as a 3rd base substitute for the injured Doug DeCinces, then when Doug returned, as starting 2nd baseman.

**1976-'77:** Came up to O's 1st time in Sep. '76 and went 4-for-39 in 11 games. Then in '77, started as regular at 2nd, but went 0-for-26 until May 13 and was only 1-for-41 thru May 31. . . At that point his major league career average was .063 (5-for-80). Also had 0-for-25 string at Memorial Stadium (including 0-for-5 in '76) before getting his 1st hit at home on June 11, '77 (off Chicago's Ken Brett).

After 0-for-41 start, Rich batted .278 (73-for-263) the rest of '77. . . Recorded his 1st big league hit in his 1st at bat, on Sep. 11<sup>th</sup>, '76, a single off Brewers' Jim Colborn at Milwaukee.

**Minor League Career:** Spent only 3 seasons in the minors after jumping directly from Univ. of Southern California campus to the "AA" Southern League in '74 after being signed by Ray Poitevint. . . Had been selected 3 times previously in free agent draft by Oakland (twice) and Cleveland before chosen 1st by Baltimore in June '74.

Won International League batting title at Rochester in '76 (.336). . . Was also selected as league's "co-mvp" with Mickey Klutts of Syracuse and Toledo's Joe Lis, named to I.L. all-star team, and topped loop in hits (176).

### AMATEUR BACKGROUND

He played two years at San Bernardino Valley College then transferred to Southern Cal.

**U.S.C.:** Rich played on two national championship teams ('73 & '74) at U.S.C. (they were fourth and fifth straight for Coach Rod Dedeaux' Trojans). . . While he was there, Rich played with Roy Smalley, Fred Lynn, Steve Kemp and Pete Redfern. . . Senior year, he was a first team all-American and set NCAA one-season records in hits (108), rbi (92) and total bases (181). He also established U.S.C. standards for homers (15), doubles (24) and runs (70), and his rbi total shattered the old school record of 67 set by Ron Fairly. Rich was selected to the '74 College World Series all-tournament team.

**Colton High:** He played baseball and football at Colton. . . He also participated in American Legion and Little, Pony and Colt League programs.

### PERSONAL

Rich and his wife, the former Chris King of San Bernardino, were married Feb. 1, '75, and are the parents of a daughter, Casey Lynn (3/24/81). . . The Dauers recently built a new home in the Baltimore suburb of Phoenix. . . During the off-season, Rich plays a lot of racquetball, represents the ballclub as an after-dinner speaker, and is a key member of the Orioles basketball team.

## GEORGE EARL (STORM) DAVIS, JR.

**Born:** Dec. 26, '61; 6'4"; 207; Bats, R; Throws, R; Position: P.

**Birthplace/Residence:** Born in Dallas, Texas. . . Grew up in Jacksonville, Fla., and now lives in nearby Atlantic Beach.

**Contract Status:**

**Tenure:** 150 days.

**Signed Originally with:** Baltimore.



YEAR CLUB	W-L	ERA	G	GS	CG	SHO	SV	IP	H	R	ER	BB	SO
1979 Bluefield-1	4-4	3.88	10	10	3	1	0	58	44	34	25	30	54
1980 Miami	9-12	3.52	25	25	7	0	0	151	157	85	59	55	90
1981 Charlotte	14-10	3.47	28	28	6	2	0	187	*215	86	72	65	119
1982 Rochester	2-1	3.71	4	4	0	0	0	26.2	25	13	11	7	27
Baltimore	8-4	3.49	29	8	1	0	0	100.2	96	40	39	28	67
M.L. Totals	8-4	3.49	29	8	1	0	0	100.2	96	40	39	28	67
Pro. Totals	37-31	3.54	96	75	17	3	0	524	537	258	206	185	357

\* Led league

1—Selected by Baltimore organization in June '79 free agent draft (7th round, Baltimore's 6th pick, regular phase). . . Signed on 6/6/79 by Jack Sanford.

## STORM DAVIS (Cont.)

**Longest Relief Stints:** 7 innings—Aug. 26, '82 vs. Tor. at Bal.; 5.1 innings—July 29, '82 at K.C.

**Strikeout Highs:** 9—Aug. 26, '82 vs. Tor. at Bal.; 8—twice, Aug. 30, '82 at Tor. and Sep. 14, '82 vs. N.Y. at Bal.

**Pitches:** Fastball, curve, slider, and change.

### THE 1982 SEASON

The youngest player in the American League, Storm was used as a long reliever and spot starter in his rookie year. He started the season in Rochester but was recalled by the Orioles on Apr. 28 when Jose Morales was traded to Los Angeles. He made just one appearance before returning to Rochester on May 5 but joined the big club for good on May 15.

Storm's 8 wins were the most for an Oriole rookie since Tom Phoebus won 14 games in '67 (Sammy Stewart also won 8 in '79). . . He struck out 67 while walking only 28 in 100.2 innings and was 5-1 after Aug. 26.

**Reliever/Starter:** He was 3-2 with a 2.53 era (57 ip, 47 h, 17 er, 16 bb, 34 so) in 21 relief appearances and 5-2 with a 4.74 era (43.2 ip, 49 h, 23 er, 12 bb, 33 so) in 8 starts. . . In 3+ minor league seasons, all 67 of his appearances had been as a starter.

**Relief:** In 21 relief appearances, allowed 1st batter faced to reach base just twice. . . Allowed 12 of 33 inherited runners to score (36.4%).

Worked 4 or more innings on 7 occasions with longest effort being 7 inning stint vs. Toronto on Aug. 26. . . Received credit for 12-5 win in that game and struck out 9, an Orioles' season high.

Allowed only one run and did not walk a batter in 1st 5 appearances (14.1 ip) thru June 2. . . In 1st 10 games out of the bullpen thru July 20, gave up just 3 earned runs in 27 innings with 4 walks. . . Defeated Seattle, Toronto, and Minnesota and lost to New York and Boston in relief.

**Starter:** Made 1st major league start in Detroit on July 3 and beat the Tigers, 8-3 (6.2 ip, 7 h, 3 r-er). . . His next 2 appearances were starts as a replacement for Jim Palmer: July 7 at Seattle (nd) and July 11 at Oakland (win).

Made only one more start (loss vs. K.C. on Aug. 6<sup>1</sup>) until end of August when he became the regular 5th starter. . . Starting Aug. 30, was 3-1 in 4 starts the rest of the way. . . Best effort was 6-hit, 7-1 triumph over Milwaukee on Oct. 1<sup>2</sup>, his 1st major league complete game. . . Fanned 8 batters each in starts vs. Toronto on Aug. 30 and New York on Sep. 14<sup>2</sup>.

**Debut:** Made his big league debut in relief against Oakland on Apr. 29 at 20 years, 4 months of age. . . Was the youngest Oriole to appear in a major league game since pitcher Mike Adamson made his debut at 19 years, 9 months in July '67. . . Other notable O's "youngsters" include: Brooks Robinson (18-4), Wally Bunker (18-7), Jim Palmer (19-7), Paul Blair (20-7), and Cal Ripken, Jr. (20-11).

**Rochester:** Was 2-0 with a 1.38 era (2 er/13 ip) in 2 starts before his 1st recall and 0-1 with a 4.61 (7 er/13.2 ip) in 2 games in his 2nd stint with the Wings in May. . . Those 4 starts represent his only experience at AAA level.

### PREVIOUS CAREER HIGHLIGHTS

**1981:** Finished 2nd in the Southern League with 14 victories and tied for 3rd with 28 games started. . . Also led Charlotte in shutouts (2), innings pitched (187), and strikeouts (119) while setting career highs in all of the above categories. . . Topped the S.L. with 215 hits allowed.

**Pro Career:** In '80 paced Miami (51-85) in wins (9) and strikeouts (90). . . In '79 led Bluefield in strikeouts (54 in 58 innings) and starts (10) and had an 0.45 era.

**Amateur Career:** Was 42-3 in 3 seasons at University Christian High School (graduated '79). . . Struck out 496 batters in 278 innings and had an 0.45 era. . . Earned all-conference, all-region, and team "mvp" honors in all 3 seasons and was all-state as a junior and senior. . . Pitched school to state championship in '78 and '79. . . Named "amateur high school player of the year" by Jacksonville Boys Club and Recreation Department in '79. . . Played 1st base when not pitching.

Was all-conference in football in '76, '77, and '78 and was all-region and team captain each of last 2 seasons. . . Earned all-state mention as a senior. . . Lettered twice in basketball, voted best defensive player as a senior, and tied the school record for most points in one game (31) in '79. . . Also played Little League baseball.

**Nickname:** George's nickname, "Storm" originated before he was born. . . While Mrs. Davis was pregnant with George, she was read-

ing a book about a character named Dr. Storm. . . She wanted her son to have the same qualities as the character possessed, thus the nickname.

**Personal:** His father, George, Sr., now head football and baseball coach at Temple Christian Academy, coached Storm from age 6 thru high school. . . His mother is a talk show hostess on WCRJ Radio in Jacksonville.

Is actively involved with the Fellowship of Christian Athletes. . . He and his wife, Angie (Angeline Leonara Gay) were married Sep. 6, '80.

## JOHN RIKARD (RICK) DEMPSEY

Born: Sep. 13, '49; 6'0"; 184; Bats, R; Throws, R; Position: C.

**Birthplace/Residence:** Born in Fayetteville, Tenn. . . Grew up in Southern Cal. . . Now lives in Agoura, Cal.

**Contract Status:** Signed five year contract in Sep. '78 extending thru '83 season.

**Tenure:** Ten years, 13 days.

**Signed Originally with:** Minnesota.



YEAR CLUB	AVG.	G	AB	R	H	2B	3B	HR	RBI	BB	SO	SB	CS	HP
1967 Sarasota—1	.206	40	102	9	21	4	3	0	9	7	12	1	2	0
1968 Wisc. Rapids	.229	11	35	12	8	2	0	1	6	1	7	0	0	0
Auburn	.293	73	270	48	79	10	7	7	61	23	39	3	0	1
1969 Wisc. Rapids	.364	50	151	35	55	11	2	6	31	25	12	7	1	1
Minnesota	.500	5	6	1	3	1	0	0	0	1	0	0	0	0
1970 Charlotte	.245	105	351	28	86	20	6	4	42	35	66	4	1	1
Minnesota	.000	5	7	1	0	0	0	0	0	1	0	0	0	0
1971 Charlotte	.243	105	338	39	82	16	2	8	47	42	28	3	1	1
Minnesota	.308	6	13	2	4	1	0	0	0	1	1	0	0	0
1972 Minnesota	.200	25	40	0	8	1	0	0	0	6	8	0	0	0
Tacoma—2	.236	48	161	13	38	6	2	3	18	12	27	2	1	1
1973 Syracuse	.248	122	387	53	96	14	4	6	47	55	43	11	4	1
New York (AL)	.182	6	11	0	2	0	0	0	0	1	3	0	0	0
1974 New York (AL)	.239	43	109	12	26	3	0	2	12	8	7	1	0	0
1975 New York (AL)	.262	71	145	18	38	8	0	1	11	21	15	0	0	0
1976 N.Y. (AL) Balto.—3	.194	80	216	12	42	2	0	0	12	18	21	1	1	2
1977 Baltimore	.226	91	270	27	61	7	4	3	34	34	34	2	3	2
1978 Baltimore	.259	136	441	41	114	25	0	6	32	48	54	7	3	0
1979 Baltimore	.239	124	368	48	88	23	0	6	41	38	37	0	1	0
1980 Baltimore	.262	119	362	51	95	26	3	9	40	36	45	3	1	3
1981 Baltimore	.215	92	251	24	54	10	1	6	15	32	36	0	1	1
1982 Baltimore	.256	125	344	35	88	15	1	5	36	46	37	0	3	0
M.L. Totals	.241	928	2583	272	623	122	9	38	233	291	298	14	13	8

GWRBI: '79-3; '80-2; '81-3; '82-7. Total: 15.

1—Selected by Minnesota organization in June '67 free agent draft (12th round, regular phase). . . Signed on 6/6/67.

2—Acquired by New York Yankees from Minnesota Twins in deal for outfielder Danny Walton on 10/27/72. Assigned to Syracuse.

3—Acquired by Baltimore Orioles from New York Yankees with pitchers Rudy May, Tippy Martinez, Dave Pagan and Scott McGregor (assigned from Syracuse to Rochester) in deal for pitchers Ken Holtzman, Doyle Alexander and Grant Jackson and catcher Elrod Hendricks on 6/15/76. . . At same time pitcher Jimmy Freeman was assigned outright from Rochester to Syracuse.

### League Championship Series Record

YEAR CLUB, OPP.	AVG.	G	AB	R	H	2B	3B	HR	RBI	BB	SO	SB	CS	HP
1979 Bal. vs. Cal.	.400	3	10	3	4	2	0	0	2	1	0	1	0	0

### World Series Record

YEAR CLUB, OPP.	AVG.	G	AB	R	H	2B	3B	HR	RBI	BB	SO	SB	CS	HP
1979 Bal. vs. Pit.	.286	7	21	3	6	2	0	0	0	1	3	0	0	0

**Career Highs, Game:** (all established with Baltimore) **Runs**—3, three times, the latest June 8, '80 at Cal; **Hits**—4, twice, June 2 and Aug. 15, '78, both at Sea; **Home Runs**—2, Apr. 29, '80 vs. N.Y. at Bal; **RBI**—5, July 16, '80 at Mil; 4, Sep. 9 '79 at Bos.

**Hitting Streaks:** 9—twice, July 1 thru 16, '80 and Aug. 16 thru 27, '81.

Has played 16 seasons in professional baseball and has spent at least part of 14 of those campaigns in the A.L.

### TWO WINS IN ONE DAY

Wes Stock is the only pitcher to have won both ends of a doubleheader in an Orioles uniform. He did it on May 26, '63 in Cleveland.



## RICK DEMPSEY (Cont.)

### '82 SEASON & CAREER HIGHLIGHTS

**'82 Summary:** For 5th straight year Rick did the majority of the O's catching. He started 101 of the club's 163 games and appeared in a total of 124 behind the plate. He has caught 734 games in his career with the Orioles, second only to Gus Triandos' 784.

Rick hit all of his homers during the first half (has played 66 games since his last one on July 5 off Angels' Ken Forsch at Anaheim), but batted only .215 (40-for-186) in 63 games. After the all-star break he batted .304 (48-for-158) in 62 games and hit .323 (21-for-65) during the O's stretch run in September & October (see "Strong Finisher" below). . . He reached his season high (.256) after the final game. . . Went 2-for-3 in that climactic Oct. 3rd tussle.

Had the O's only hit, a 5th inning single off Jim Gott, against Toronto May 30. Gott (6 ip) and Roy Lee Jackson (3 ip) combined to blank the O's, 6-0. . . Was 3-for-8 (.375) as a pinch-hitter.

**Switching:** Rick experimented with switch-hitting in the Florida Instructional League, spring training and early in the '82 season. The experiment expired in early May after Rick had gone 2-for-13 with hits off Dennis Leonard, K.C., on opening day and the Angels' Angel Moreno.

**By Month:** April-.226 (5-for-31), 14 g. . . May-.260 (20-for-77), 24 g. . . June-.157 (8-for-51), 17 g. . . July-.293 (17-for-58), 22 g. . . August-.242 (15-for-62), 23 g. . . Sep. & Oct.-.323 (21-for-65), 25 g.

**Strong Finisher:** During his 7 seasons with the O's Rick has hit better in the 2nd half than in the first 6 times. . . His pre all-star game average for that period is .225 (278-for-1235). . . He has a .260 (264-for-1017) mark after intermission.

**Fielding:** Rick committed only 5 errors in 542 chances for a percentage of .991 (5th in A.L.). . . That was his 2nd lowest error total (he made only one in 420 chances during the abbreviated '81 season).

Went 57 games without a miscue from June 11 thru Sep. 3. . . His lifetime percentage is .986 (60 e in 4211 tc).

**Eraser Rate:** His .354 percentage against the stolen base (23-for-65) in '82 was his 2nd lowest as an Oriole. However, in his 7 Baltimore seasons, Rick has thrown out 219 of 499 would-be stealers for an impressive .439 eraser rate. For comparison's sake, the A.L. average last year against the stolen base was .363.

Additionally, he has picked off 15 runners in the last 5 years, including 2 last year.

Nailed the first 9 base stealers to run against him in '81, and in spring training last year Rick erased 13 of 16 including 10 in a row at one stretch.

Became the first ever to nip Seattle speedster Julio Cruz twice in a game, on Sep. 1, '81 (with Steve Stone pitching). That was the same year Cruz tied Willie Wilson's '80 A.L. record with 32 consecutive steals.

Threw out 4 Angels in one game on May 12, '77 at Anaheim (Bobby Grich, Gil Flores, Jerry Remy and Don Baylor) and has tossed out 3 stealers in a game on 6 other occasions. (Most recently on June 22, '79 against Detroit).

In '79 WS he was credited with 2 caught stealings in 2 attempts, both in game #2 (Bill Madlock and Matt Alexander). . . After that, only one Pirate tried to run (Madlock in game #4) and Dave Skaggs threw him out. . . In '79 ALCS Rod Carew was the only Angel to run on Rick and Rod didn't make it (game #1).

Year-by-Year Record for O's:

	SB	CS	TC	Pct.	SB	CS	TC	Pct.
1976 . . . . .	23	21	44	.477	1980 . . . . .	47	34	81 .420
1977 . . . . .	28	36	64	.563	1981 . . . . .	30	16	46 .348
1978 . . . . .	61	48	109	.440	1982 . . . . .	42	23	65 .354
1979 . . . . .	49	41	90	.456	Totals:	280	219	499 .439

**vs. Opponents:** In '82 he batted .423 (11-for-26) vs. Toronto; .364 (8-for-22) vs. K.C. and .333 (11-for-33) against Milwaukee. . . Has a .305 (57-for-187) career average against the Twins, the club that signed him originally.

His home run high vs. one club lifetime is 6 against Boston (5 of them at Fenway). This despite the fact that his career average vs. the Carmines is only .193 (38-for-197).

**CS/WS:** Batted a composite .323 (10-for-31) in 10 '79 post-season games. . . Started 3 of 4 ALCS games and 6 of 7 in the WS (Dave Skaggs started the other 2 games). Threw out only 3 runners attempting to steal against him (see "Eraser Rate" above).

## PREVIOUS ORIOLES CAREER HIGHLIGHTS BY YEAR

**1981:** Led A.L. catchers in fielding percentage at .998, but compiled his lowest full season average with the O's (.215).

**1980:** Batted .292 (56-for-192) from July 1 thru end of year (66 games) to wind up at .262, matching his best previous average ('75 with Yankees). . . Set career highs in hr (9), 2bh (26) and rbi (51).

O's catching combination of Dempsey and Graham contributed 93 rbi (catching only). It was 2nd highest total in club history. . . '73-103 (Earl Williams-65, Andy Etchebarren-23 and Ellie Hendricks-15).

Rick, Graham and Skaggs amassed 90 assists to tie Texas catchers for league lead. . . Played 6 games in outfield and 2 at 1b.

**1979:** Led A.L. catchers in assists (81) and fielded .990 (7 errors in 703 chances). . . Was hitting .278 in mid-June, then tailed off to .239 at end of season.

Rick, Dennis Martinez, Ken Singleton and Earl Weaver accompanied a selected group of major league all-stars on a post-season playing tour of Japan.

**1978:** Batted .293 from June 23rd to end of year. . . Was hitting only .209 thru June 22, but finished at .259. . . Had 2 4-hit days at Kingdome. . . Had a 3-for-4 day with a home run on Aug. 30 off Ron Guidry who was 25-3 with a 1.74 era that year.

**1977:** Became a major league regular for 1st time and caught in 79 of O's 1st 83 games thru July 8. . . That night he was hit by a Don Gullett pitch which broke a bone in his left index finger. . . Came off the disabled list Aug. 21 (Brooks Robinson went on voluntarily retired list to accommodate his return to active roster), but caught only 12 more games the rest of the way.

**1976:** After joining O's in mid-June shared catching duties with Dave Duncan. . . Played 3 games in outfield. Batted .213 for the O's (37-for-174) and .119 (5-for-42) for the Yankees.

### YANKEES AND TWINS

**Yankees:** Spent 1st year in Yankees organization ('73) at Syracuse, but was called up to N.Y. in Sep. . . In '76 he played 21 games for Yanks including 1st 4 games of season as starting catcher while Thurman Munson recovered from hand injury (but was in lineup as dh).

**Twins:** Recalled by Twins in Sep. for 3 straight years ('69 thru '71), then started '72 in Minnesota before being assigned to Tacoma (PCL).

Was chosen by Twins in 14th round of June '67 draft and was signed by former Phila. A's pitcher Jesse Flores. Was 2 time all-star selection in Southern League while playing for Charlotte, then a Minnesota farm club ('70-'71). . . Was "mvp" in N.Y.-Penn. League in '68.

### PERSONAL

Rick's 26-year old brother, Pat, also a catcher, spent 6 years in the A's organization ('77-'82) before signing as a free agent with O's triple-A club in Rochester for '83. . . He was A's #2 pick in January '77 draft.

Went to Crespi High School in Encino, CA. . . His parents, George T. Dempsey and the former June Archer, performed on vaudeville circuit. . . His father also played in the Broadway production of SONG OF NORWAY, after World War II.

Rick is a bit of a thespian himself. . . Has twice given his famous "Baseball Soliloquy in Pantomime" during rain delays at Fenway Park, most recently in June '80.

He and his wife, the former Johanna DeMatteo, were married Feb. 1, '69. . . They have 2 sons: John (8/18/71) and Christian Matthew (3/1/78). . . The Dempseys are 1 of many current Orioles families who own homes in the Baltimore area. . . Rick competed in the Superstars competition in Florida in January '82.

## KENNETH (KENNY) JOHN DIXON

Born: Oct. 17, '60; 5'11"; 166; Bats, R-L; Throws, R; Position: P.

**Birthplace/Residence:** Born and raised in Amherst County, Virginia, south of Lynchburg. . . Now lives in Monroe, Virginia.

**Contract Status:** Signed thru '83.

**Tenure:** None.

**Signed Originally with:** Baltimore.



# KEN DIXON (Cont.)

YEAR CLUB	W-L	ERA	G	GS	CG	SHO	SV	IP	H	R	ER	BB	SO
1980 Bluefield—1	4-5	4.62	13	13	3	1	0	78	69	46	40	*48	82
1981 Miami	1-8	4.35	11	11	3	0	0	60	57	41	29	42	40
Bluefield	2-1	6.00	3	3	1	0	0	18	23	12	12	11	22
Hagerstown	3-5	2.91	9	9	5	1	0	65	44	25	21	30	71
1982 Hagerstown	7-8	4.61	15	15	5	2	0	97.2	97	59	50	50	71
Charlotte	3-8	4.58	13	12	3	1	0	76.2	72	44	39	42	61
Pro. Totals	20-35	4.34	64	63	20	5	0	396	362	227	191	223	329

\* Led league.

1—Selected by Baltimore organization in June '80 free agent draft (3rd round, regular phase).  
Signed by Dick Bowie on 6/5/80.

Pitches: Fastball, curve, slider & changeup.

**Pro Career:** Started '82 at Hagerstown where he won 5 of his first 7 starts... Was promoted to Charlotte June 26... Was 1-8 in Carolina League before winning his last 2 decisions.

Had combined 10-16 record last year in 28 appearances, including 25 starts... Pitched 8 complete games & 3 shutouts... In 174.1 innings, he allowed 169 hits and 89 earned runs, walked 92 and fanned 132.

Went 3-1 in Florida Instructional League last fall. Fanned 51 and walked only 14 in 40 innings.

Has good velocity on fastball and excellent running speed.

**Amateur Background:** Earned all-Virginia honors in 3 sports at Amherst County High School (graduated '80)—baseball, basketball and football. Senior year he gained 1585 yards rushing and captained the football and basketball teams.

Had a 35-6 career record... Pitched and won the state championship title games both junior and senior years... Played outfield or short-stop when not pitching... Credits much of his high school success to coach Jim Procopio... Was offered a football scholarship to Virginia Tech.

Played in Little League, Babe Ruth and American Legion programs.

**Personal:** Has 6 brothers... Hobbies: writing, playing basketball and playing drums... Single.

# JAMES (JIM) EDWARD DWYER


Born: Jan. 3, '50; 5'10"; 175; Bats, L; Throws, L; Position: OF-1B.

**Birthplace/Residence:** Born in Evergreen Park, Ill... Raised in nearby Chicago... Now lives in Tinley Park, Ill. (southwest of Chicago).

**Contract Status:** Signed three-year contract in Dec. '80 extending thru '83 season.

**Tenure:** Eight years, 15 days.

**Signed Originally with:** St. Louis.



YEAR CLUB	Avg.	G	AB	R	H	2B	3B	HR	RBI	BB	SO	SB	CS	HP
1971 Cedar Rapids—1	.313	58	201	30	63	6	6	2	15	28	20	3	3	1
1972 Modesto	.325	92	354	87	115	15	*13	9	45	57	53	21	5	6
Arkansas	.253	44	162	16	41	1	0	2	14	16	23	4	5	0
1973 St. Louis	*.387	87	349	63	135	22	8	1	40	52	53	7	2	4
Tulsa	.193	28	57	7	11	1	1	0	0	1	5	0	0	0
1974 St. Louis	.336	36	119	20	40	7	2	1	15	29	10	1	1	0
Tulsa	.279	74	86	13	24	1	0	2	11	11	16	0	0	1
1975 St. Louis	.404	33	109	17	44	8	2	1	17	16	15	1	5	1
St. L.-Mtl.—2	.272	81	206	26	56	8	1	3	21	27	36	4	1	0
1976 Mtl.-N.Y. (NL)—3	.181	61	105	9	19	3	1	0	5	13	11	0	0	0
Tidewater—4	.192	8	26	0	5	1	0	0	1	4	4	0	0	0
1977 Wichita—5	*.332	130	464	*113	*154	*38	12	18	70	108	40	28	13	6
St. Louis	.226	13	31	3	7	1	0	0	2	4	5	0	0	2
1978 St. L.-S.F.—6-7	.223	107	238	30	53	12	2	6	26	37	32	7	0	1
1979 Boston	.265	76	113	19	30	7	0	2	14	17	9	3	1	1
1980 Boston—8	.285	93	260	41	74	11	1	9	38	28	23	3	2	2
1981 Baltimore	.224	68	134	16	30	0	1	3	10	20	19	0	2	0
1982 Baltimore	.304	71	148	28	45	4	3	6	15	27	24	2	0	0
A.L. Totals	.273	308	655	104	179	22	5	20	77	92	75	8	5	3
N.L. Totals	.235	364	723	88	170	26	5	11	65	93	105	11	1	4
M.L. Totals	.253	672	1378	192	349	48	10	31	142	185	180	19	6	7

\* Led league.

GWRBI: '79-4; '80-7; '81-2; '82-2. Total: 15.

1—Selected by St. Louis organization in June '71 free agent draft (11th round, regular phase).  
Signed on 6/8/71.

2—Acquired by Montreal Expos from St. Louis Cardinals in deal for infielder Larry Lintz on 7/25/75.

3—Acquired by New York Mets with outfielder Pepe Mangual in deal for outfielder Del Unser and infielder Wayne Garrett on 7/21/76.

4—In three-club deal, Chicago Cubs traded outfielder-first baseman Pete LaCock to Kansas City Royals; the New York Mets sent outfielder Jim Dwyer from Tidewater to Wichita (Cubs' affiliate); and Mets received a player to be named later on 12/8/76... Royals sent outfielder Sheldon Mallory to Tidewater to complete deal on 12/13/76.

5—Released by Chicago Cubs on 9/7/77... Signed by St. Louis Cardinals as a free agent on 9/13/77.

6—Acquired by San Francisco Giants from St. Louis Cardinals on 6/15/78, completing deal in which Cardinals acquired pitcher Frank Riccelli on 10/25/77.

7—Acquired by Boston Red Sox from San Francisco Giants for a player to be named later on 3/15/79... Deal settled with cash on 1/15/80.

8—Played out option with Boston Red Sox and signed three-year contract (re-entry system) with Baltimore on 12/23/80.

**Career Highs, Game:** Runs—3, three times (all Bos.), the latest Sep. 8 '80 at Cle; Hits—3, 16 times (8 Bos., 3 Mtl., 1 St. L., 4 Bal.) the latest Oct. 1, '82 vs. Mil. at Bal.  
**Home Runs**—2, twice, May 21, '80 at Tor. and Sep. 8, '80 at Cle; **RBI**—4, May 21, '80 at Tor; 3, Aug. 11, '79 vs. Mil. at Bos. and Aug. 3, '82 vs. Bos. at Bal.

**Hitting Streaks:** 7—twice, July 12 thru 18, '80 and Sep. 21 thru Oct. 3, '82 (current beginning '83 season).

# THE 1982 SEASON

Jim batted over .300 for the 1st time in his major league career (.304) and had a .411 on-base percentage (72-for-175). He saw action at all 3 outfield positions and played one game at 1st base... Batted .261 (6-for-23) as a pinch-hitter with 2 homers and 2 rbi.

**Batting:** Jim hit just .143 (2-for-13) in his 1st 13 games thru May 7 but hit at a .319 (43-for-135) clip thereafter... Batted .292 (19-for-65) in 40 1st half games and .313 (26-for-83) in 31 contests after the all-star break.

Had a great finish, hitting .383 (18-for-47) in his last 15 games beginning Aug. 24 to raise average from .267 to .304... Also had 11 walks and a .500 (29-for-58) on base percentage in that span... Hit safely in his last 7 games of the year at a .550 (11-for-20) clip, tying a career high.

Reached base safely 13 consecutive times on 8 hits (7 singles & a double) and 5 walks from final at bat on Sep. 29 thru final at bat on Oct. 2... That is believed to be a club record and fell just 3 shy of the major league mark, established by Boston's Ted Williams from Sep. 17 thru 23, '57 (2 singles, 4 home runs, 9 walks, 1 hit by pitch).

**Odds and Ends:** Hit .339 (20-for-59) at home and .281 (25-for-89) on the road... Homered as a pinch-hitter on May 18 vs. Minnesota off Ron Davis and July 19 vs. California off Bruce Kison... Was 8-for-13 (.533) against Milwaukee, including 6-for-8 in the final series at Baltimore, Oct. 1-3.

# PREVIOUS CAREER HIGHLIGHTS

O's, '81: Batted .271 (23-for-85) in the 1st half but just .143 (7-for-49) after play resumed in August... Gave Dennis Martinez a 1-0 win with a "sudden death" homer in bottom of 9th off Detroit's Dan Petry, Sep. 23.

Red Sox, '79-'80: Set career highs in '80 in at bats (260), runs (41), hits (74), home runs (9) and rbi (38) despite missing 27 games with injuries.

In '80 batted .538 (21-for-38) as a dh... Hit 4 home runs in 3 games at Toronto, May 19-20-21... Was hit in face by Gaylord Perry (Tex.) July 22 and was out for a week... Missed 18 games with back injury in Sep... Hit 8 of his 9 homers on the road against righthanders... Lone exception in both cases was a Fenway Park home run off Scott McGregor, June 28.

In '79 joined Boston in middle of spring training and went on to be Sox' top pinch-hitter (.318, 7-for-12, 5 rbi), and batted .417 (5-for-12) with men on base.

His 1st hit for Red Sox was 2-run pinch single in 9th to beat Milwaukee Apr. 12, '79... Played 25 games that year at 1st base and 19 in outfield.

**National League:** Logged all or parts of 6 seasons in N.L. from '73 thru '78 with St. Louis, Montreal, New York and San Francisco... Also did time in the Cubs' organization but did not appear in a big league game for them.

'78, St. L.-S.F.: Started season with Cardinals but was traded to Giants June 15 after batting .215 in 34 games... Hit .225 with Giants in 73 games with 5 gwrbis, 7 steals in 7 tries and 7 outfield assists.

'77, Chi.-St. L.: Acquired by Cubs in Dec. '76 and went to spring training as non-roster player... Spent entire season at Wichita (American Assoc.), won batting title (.332) and led circuit in runs (113), hits (154) and doubles (38)...



## JIM DWYER (Cont.)

Despite that effort, Cubs released him in Sep. and he signed with St. Louis where he appeared in 13 games in the final month of the year. It was his 2nd tour with Cardinals.

'76, Mil.-N.Y. Mets: Began year with Expos, but hit only .185 in 50 games and was traded to Mets July 21. . . He was optioned to Tidewater Aug. 27, but recalled Sep. 6.

'75, St.L.-Mil.: Hit .194 in 31 games for Cardinals before being optioned to Tulsa (American Assoc.) in mid-June. . . Was traded to Montreal July 25 and played in 60 of Expos' final 69 games, batting .286 with 3 homers and 20 rbi. . . Batted .478 for Expos during week of July 28 thru Aug. 3 to earn N.L. "player of the week" honors.

'73-'74, St.L.: Made major league debut with Cardinals June 10, '73 at Atlanta. . . His 1st hit was off Jack Billingham on June 13. . . Returned to minors in late July.

Started '74 with Cards, was optioned to Tulsa in late April and called up again June 21. . . Had 3 game winning hits as pinch-hitter that year.

Minors: Was signed for Cardinals by Fred McAlister. . . Had a career minor league average of .335 (597-for-1784) in 488 games including a .354 (378-for-1067) mark in 294 games at AAA level. . . Twice won batting crown in American Association: '73-.387, '77-.332. . . Led California League in triples (13) in '72.

Amateur Background: Played 3 seasons at Southern Illinois University in Carbondale. . . Earned all-American and NCAA District-4 all-star honors in '70 and was SIU's "mvp" in '71 when he set school records for hits, doubles and triples. . . He and Duane Kuiper were teammates on the '71 club that went to College World Series finals.

Lettered in baseball at St. Lawrence of Tolentine High in Oaklawn, Ill. (graduated '68). . . Selected as all-star in baseball '67 & '68 and basketball in '68.

Personal: Received degree in accounting from SIU in '73. . . Is nephew of former Giants' minor league player Don Dwyer. . . Hobbies: golf and listening to music.

He and his wife, the former Carol Ann Norton, were married Feb. 18, '72, and are parents of 2 sons: Ryan (10/19/75) and Everett (4/24/80).

## MICHAEL (MIKE) KENDALL FLANAGAN


Born: Dec. 16, '51; 6'0"; 195; Bats, L; Throws, L; Position: P.

Birthplace/Residence: Born and raised in Manchester, N.H. . . Now lives in Cockeysville, Baltimore County and Amherst, N.H.

Contract Status: Signed five-year contract (with option for a 6th year) extending thru '86 season on Feb. 19, '82.

Tenure: Six years, 170 days.

Signed Originally with: Baltimore.



YEAR CLUB	W-L	ERA	G	GS	CG	SHO	SV	IP	H	R	ER	BB	SO
1973 Miami-1	4-1	2.21	11	10	2	1	0	61	39	21	15	25	61
1974 Miami	6-6	2.10	14	14	6	1	0	103	67	32	24	48	119
Asheville	6-4	1.82	11	11	7	*3	0	84	61	19	17	18	62
1975 Rochester	13-4	2.50	27	25	11	4	0	173	155	58	48	56	135
Baltimore	0-1	2.70	2	1	0	0	0	10	9	4	3	6	7
1976 Rochester	6-1	2.12	7	7	6	1	0	51	40	16	12	14	24
Baltimore	3-5	4.13	20	10	4	0	0	85	83	41	39	33	56
1977 Baltimore	15-10	3.64	36	33	15	2	1	235	235	100	95	70	149
1978 Baltimore	19-15	4.04	40	40	*17	2	0	281	271	128	126	87	167
1979 Baltimore	*23-9	3.08	39	38	16	*5	0	266	245	107	91	70	190
1980 Baltimore	16-13	4.12	37	37	12	2	0	251	*278	121	115	71	128
1981 Baltimore	9-6	4.19	20	20	3	2	0	116	108	55	54	37	72
1982 Baltimore	15-11	3.97	36	35	11	1	0	236	233	110	104	76	103
M.L. Totals	100-70	3.81	230	214	78	14	1	1480	1462	666	627	450	672

\* Led league • Tied for league lead

1—Selected by Baltimore organization in June '73 free agent draft (7th round, regular phase). . . Signed on 6/13/73.

## League Championship Series Record

YEAR CLUB OPP.	W-L	ERA	G	GS	CG	SHO	SV	IP	H	R	ER	BB	SO
1979 Bal. vs. Cal.	1-0	5.14	1	1	0	0	0	7	6	6	4	1	2

## World Series Record

YEAR CLUB OPP.	W-L	ERA	G	GS	CG	SHO	SV	IP	H	R	ER	BB	SO
1979 Bal. vs. Pit.	1-1	3.00	3	2	1	0	0	15	18	7	5	2	13

## All Star Game Record

YEAR CLUB SITE	W-L	ERA	G	GS	CG	SHO	SV	IP	H	R	ER	BB	SO
1978 A.L., S.D.	(selected, did not appear)												

Low-Hitters: Two-Hitter—1, May 23, '78 vs. Det. at Bal; Three-Hitters—8, the latest May 3, '82 vs. Sea. at Bal.; Four-Hitters—6, the latest Apr. 25, '81 vs. Bos. at Bal. Strikeout Highs: 13—twice, Sep. 27, '77 vs. Det. at Bal. and June 30, '78 vs. Bos. at Bal; 12—Aug. 15, '79 vs. Chi. at Bal. (12 inn.). Winning Streaks: 8—Aug. 9 thru Sep. 13, '79; 7—Aug. 17 thru Sep. 19, '82; 6—three times, the latest May 31 thru June 22, '78. Pitches: Fastball, curve, slider, and change.

## THE 1982 SEASON

Mike was only 8-10 on Aug. 13, but finished with a rush, winning 7 of his last 8 decisions, including 7 in a row from Aug. 17 thru Sep. 19 (in 9 starts). . . See "August Turnaround" below.

He led the O's in complete games (11), was 2nd to Dennis Martinez in innings (236 to 252), and tied for 2nd with Palmer in both wins (15) and strikeouts (103) behind Dennis (16 and 118).

His final win of the season, on Sep. 19th vs. Cleveland at home, was the 100th of his big league career.

August Turnaround: On Aug. 13 Mike started against the Red Sox in Boston and gave up hits to each of the 5 batters he faced before departing with none out in the 1st. After that loss, he was 8-10.

Over his next 9 starts, thru Sep. 19, he was 7-0 with 2 no decisions and compiled a 2.83 era (70 ip, 22 er), a pace which reduced his seasonal era from 3.91 to 3.58.

The streak ended on Sep. 24th when he lost to Don Sutton, 15-6, to the Brewers at Milwaukee. . . In his last 3 outings starting with the Sep. 24th defeat, Mike was touched for 13 earned runs in 7.1 innings which accounts for his final 3.97 era.

By Month: April: (0-3, 3 g), May: (3-1, 6 g), June: (3-2, 6 g), July: (1-3, 6 g), August: (4-1, 7 g), Sep.-Oct.: (4-1, 8 g).

Odds and Ends: Was 6-8 during the 1st half with a 3.60 era and 9-3 in the 2nd despite a 4.34 era. His one shutout was a 3-hitter against the Seattle Mariners at Baltimore May 3rd. That was his 1st win of the season after losing his 1st 3 decisions. Also lost 3 straight from June 30 thru July 8 (was 6-8 at that point).

In addition to his 7 game win streak, Mike won 4 in a row from May 21 thru June 9.

## 1982 & CAREER

Last 5 & 6 Years: Over the past 5 seasons (starting '78), Mike ranks 1st in the A.L. in starts (170), ahead of Dennis Leonard (155) and 2nd in innings (1150) behind Larry Gura (1159). He has 82 wins in that period to rank 4th in the majors behind: (1) Steve Carlton-94; (2) Ron Guidry-85, and (3) Tommy John-83.

In the last 6 years, he is 1st in A.L. starts (209 to Leonard's 194); 2nd to Leonard in innings (1385 to 1436) and 5th in the majors (4th in A.L.) in victories (97), behind (1) Carlton-117, (2) Guidry-101, and (3) Leonard-98.

O's All-Time List: Ranks 5th in wins (100) and innings (1,480); 6th in shutouts (14) and losses (70), and 10th in both games (230) and won-lost percentage (.588). . . See page 7 for more details.

Pick Offs & Caught Stealing: He picked off 10 runners (including 6 scored as caught stealing) in '82. During his A.L. career he has caught 44 runners leaning the wrong way: '75-0, '76-2, '77-4, '78-5, '79-8, '80-10, '81-5, '82-10.

In his 6 full seasons in the A.L., only 51 of 110 runners (59 cs) have succeeded in stealing on him, a percentage of only 46%. For comparison's sake, the '82 success rate for A.L. base-stealers was nearly 64%.

Injuries: His string of 157 straight starts came to an end late in '81 when he tore a muscle in his left forearm Aug. 23 while throwing a strikeout pitch to the A's Cliff Johnson. He came out at that point and didn't work again for 26 days. Prior to that injury he hadn't missed a start since June '77—more than 4 years.

He began experiencing stiffness in his pitching arm that year as early as May 14.

## MIKE FLANAGAN (Cont.)

Though he missed no starts in '80, Mike's effectiveness was below par for much of the year particularly after a pain developed in the front of his left shoulder on June 27.

After that season both Dr. B. Stanley Cohen of Baltimore's Sinai Hospital and Dr. Arthur Pappas, Red Sox team physician, diagnosed his trouble as "tired arm." They prescribed a continuing physical therapy and weight program designed to increase arm strength.

In '78 Mike was plagued throughout the 2nd half with a persistent case of tendinitis in the left ankle, a malady that severely hampered his efficiency, but didn't bump him from the rotation.

vs. Toronto: Mike was 3-0 in '82 and is 15-4 lifetime against the Jays with 4 shutouts and a 2.40 era (157.2 ip, 42 er). At Memorial Stadium, he's been unbeatable vs. Toronto. He's 10-0 in 10 starts with 9 complete games and a 1.11 era (89 ip, 56 h, 11 er) and has thrown 3 shutouts.

Only once has he failed to go the route against the Blue Jays at Baltimore, and, in that game on Sep. 21, '80, he worked 8 innings, yielded only 4 hits and one run and earned the win with a 9th inning save from Tim Stoddard.

vs. Minnesota: He went 3-0 vs. Minnesota last year in 3 starts and has now beaten the Twins 12 straight times since losing his first 2 career decisions, the latter on May 29, '77 to Dave Goltz. Thus, he's 122 lifetime.

vs. Other Opponents: Mike has never lost at the Oakland Coliseum where he is 8-0 lifetime (he didn't have a decision in his only '82 start there). Overall, he's 12-4 against the A's despite an 0-1 record last year.

He's back over .500 vs. New York at 8-7, having won his last 2 decisions against the Bombers. He was 1-0 in 3 starts in '82 (O's won all 3 games), and won his final start against them in '81 (Oct. 4). Prior to that he had lost 5 straight and immediately before that had won 5 in a row vs. the Yankees.

See records vs. each opponent on page 25.

Singleton Homers: See page 154 (Singleton's biography).

### ORIOLES CAREER HIGHLIGHTS BY YEAR

1980-81: Both seasons were marred by arm trouble (see "Injuries" above). His combined figures for those 2 seasons which followed his Cy Young campaign were: 25-19, 367 ip, 386 hits and an era of 4.14.

Despite his problems in '80, he was 12-8 as late as Aug. 6, and tied for 2nd in the A.L. in starts (37) with Steve Stone behind Dennis Leonard's 38. ... Also led the league in hits allowed (278).

1979: Led majors with 23 wins and earned the A.L. Cy Young award, (in a 12 year period from '69 thru '80, O's won 6 Cys). ... He tied for A.L. lead in shutouts (6).

On July 7, Mike was 10-6 but had a 4.05 era. ... In his last 18 starts, he went 13-3 with a 2.22 era and 10 complete games. From Aug. 8 thru Sep. 13 he won 8 straight in 8 starts.

Mike credited much of his '79 success to the development of a change-up taught to him by Scott McGregor.

Cy Young & Other Honors: Mike was landslide winner of the BBWAA award, capturing 26 1sts and 2 2nds among the 28 ballots cast for a total of 136 points (5-3-1 point system). ... He was only pitcher named on all ballots and finished well ahead of New York southpaws Tommy John (1 1st, 51 points) and Ron Guidry (1 1st, 26 points).

In addition, he was named A.L. "pitcher of the year" by *The Sporting News* by vote of fellow players and was named the top lefthander on *TSN's* A.L. All-Star team. Was also selected the outstanding lefthander on both the A.P. and U.P.I. A.L. All Star teams.

Mike finished 6th (highest ranking pitcher) in the A.L. "mvp" voting, was named as "graduate of the year" by both the Junior American Legion and Babe Ruth programs, and received the Clark Griffith Memorial Award for outstanding achievement by the Washington, D.C. Touch-down Club.

CS/WS: Started game 2 of the ALCS and, after yielding a 1st inning homer to Dan Ford, became beneficiary of 9 Orioles runs which gave him a 9-1 lead after 3 innings. In the 8th he still led by 6 but failed to retire any of the 1st 3 batters and was relieved by Don Stanhouse who was ineffective but got the job done. The Angels trailed only 9-8 and had bases loaded in 9th when Brian Downing bounced into a game-ending force.

Mike pitched the world series opener and went the route for a 5-4 win. Again he was treated to a big cushion (O's scored 5 in 1st). Pirates had tying runs on 3rd when game ended.

Started game 5 in Pittsburgh and was down by 2-1 in the 6th when removed for a pinch-hitter. ... Pirates roughed up 3 successors and won 7-1 with Mike getting the loss.

He was 1 of 5 relief pitchers to work for the O's in the 9th inning of game 7.

1978: Was 11-4 thru June 22 and had gone 24-6 since the previous June 27, but was hampered by a severe case of tendinitis in his left ankle the 2nd half of the season and went just 8-11 the rest of the way.

Won his 17th game on Aug. 26 (only Guidry with 18 had more in the majors at the time). ... Needed only 3 wins in final 8 starts to reach 20, but lost that bid on the last day of the season when Detroit beat him.

Had distinction of being 1 of only 3 pitchers to beat Guidry (along with fellow lefties Mike Willis and Mike Caldwell). ... Was selected to A.L. pitching staff for all star game in San Diego but did not work.

Near No-Hitter-'78: On Sep. 26, '78 at home, Mike nearly became 5th O's pitcher to toss a no-hitter. ... Instead he became the 6th Baltimore hurler deprived of one in the 9th inning (Bob Turley-'54, Don Ferrarese-'56, Dave McNally and Mike Cuellar-both '69 and Jim Palmer-'73).

Mike came closer than the other 5. ... He had 2 down in the 9th when Cleveland's Gary Alexander homered into the low rows of the right field seats. ... He then gave up singles to Alfredo Griffin and Duane Kuiper and Stanhouse came on to preserve the win.

On 2 earlier occasions in '78 he flirted with no-hitters: July 13 vs. Min. (5.1 hitless innings) and Aug. 21 vs. Oak. (6.1 hitless).

1977: Started the season 2-8 but from June 27 on won 13 of 15 decisions, including his last 6 in a row.

1975-76: Made his big league debut on Sep. 5, '75 at home vs. the Yankees with no decision, then started for the 1st time on Sep. 28 at Yankee Stadium in final game of year and lost 3-2 to Larry Gura.

Started '76 with O's but was 0-3 in 10 appearances when he was sent back to Rochester July 2. ... Returned to Baltimore on Aug. 11 after going 6-1 for Red Wings, but dropped 2 more decisions. ... Was 0-5 lifetime when he broke into win column with 6-hit 7-1 victory over Royals on Sep. 1, '76.

### MINOR LEAGUE CAREER/AMATEUR BACKGROUND

Minors: Was 35-16 in 3+ minor league seasons and 19-5 in a season and a half at Rochester. ... Was selected as International League's top lefty in '75.

Signing: Was Baltimore's 7th pick in June '73 draft. Would undoubtedly have been chosen earlier except for elbow problems that developed originally in high school. ... Was signed by John Stokoe who was convinced his arm was again sound.

Was drafted earlier by Houston in '71, but opted instead to go to the University of Massachusetts (at Amherst).

College: Was 12-1 in 2 years at U. of Mass., and led Yankee Conference in wins (9), strikeouts (89) and era (1.72) as a sophomore. ... That year ('73) in 1 game he hit 3 homers, fanned 15 batters and pitched a 1-hitter against U. of Maine in the regional tournament. ... Played the outfield while not pitching for the Minutemen.

Mike was a starting guard on U. of Mass. freshman basketball team that was 18-1. Once played against Julius Erving in a frosh-varsity scrimmage.

High School/Other: Played 4 years of baseball and basketball at Memorial High in Manchester (graduated '71). ... The school won 2 state titles in each sport while he was there. ... Once fanned 31 batters in an extra inning game. ... Holds New Hampshire schoolboy record for most points scored in a state tournament championship game (44) and was selected as 1 of New Hampshire's 5 best high school basketball players in the 70s. ...

His prospects took a downward turn in summer of '70 when he came out of an American Legion Junior World Series game at Klamath Falls, Oregon with a sore elbow. ... Didn't pitch his senior year, but resumed mound career in Cape Cod (summer) League and at U. of Mass.

Once pitched in Fairbanks, Alaska during a Babe Ruth League tournament.

Personal: Mike's father, Edward, was a pitcher (late 40s, early 50s) in the Red Sox system, and his grandfather, Edward, Sr., signed a pro contract in 1913. ... Hobbies: hunting and fishing.

He and his wife, the former Kathy Walsh, were married Jan. 14, '77. ... Kathy is also from Manchester but didn't know Mike when they were growing up. ... They own a home in Cockeysville (Baltimore County),



## MIKE FLANAGAN (Cont.)

but spend much of their off-seasons in Amherst, N.H. (near Manchester) where they built a house in '79.

On July 9th last year, Kathy gave birth to their first child—8 lb., 8 oz. Kerry Ellen—who became the first "in vitro fertilization" baby born in America by normal delivery (as opposed to "Caesarean Section").

Before and during her in vitro pregnancy Kathy was attended by Drs. Howard and Georgeanna Jones of the Eastern Virginia Medical School in Norfolk. The Joneses have developed an international reputation in more than 40 years of practicing, teaching and conducting gynecological research. Much of that time they spent at The Johns Hopkins Hospital.

## JOHN RICHARD FLINN


Born: Sep. 2, '54; 6'1"; 180; Bats, R; Throws, R; Position: P.

**Birthplace/Residence:** Born in Merced, CA... Raised in Sepulveda, CA... Now lives in Charlotte, NC.

**Contract Status:**

**Tenure:** One year, 106 days.

**Signed Originally with:** Baltimore.



YEAR CLUB	W-L	ERA	G	GS	CG	SHO	SV	IP	H	R	ER	BB	SO
1973 Bluefield—1	4-2	2.14	23	1	0	0	5	42	29	15	10	22	51
1974 Miami	12-10	1.74	33	22	11	*6	2	181	137	46	35	63	151
Asheville	2-1	9.00	4	1	0	0	0	4	8	4	3	2	
1975 Asheville	0-9	5.29	20	10	2	0	0	85	99	58	50	37	53
Miami	1-2	5.54	4	2	0	0	0	13	15	8	8	9	14
1976 Charlotte	9-8	2.86	24	21	10	0	0	148	151	62	47	28	76
1977 Rochester	10-7	3.55	48	2	0	0	4	119	110	63	47	54	80
1978 Rochester	1-0	5.21	24	1	0	0	0	38	42	25	22	14	36
Baltimore	1-1	7.88	13	0	0	0	0	16	24	18	14	13	8
1979 Rochester	6-6	2.70	26	10	3	0	1	100	92	36	30	22	71
Baltimore—2	0-0	0.00	4	0	0	0	0	3	2	0	0	1	0
1980 Vancouver	2-3	4.40	17	5	0	0	0	5	43	46	24	21	15
Milwaukee	2-1	3.89	20	1	0	0	2	37	31	20	16	20	15
1981 Vancouver—3	7-6	4.02	31	7	0	0	1	85	82	44	38	27	55
1982 Rochester—4	9-3	3.61	39	2	0	0	10	87.1	92	45	35	34	59
Baltimore	2-0	1.32	5	0	0	0	0	13.2	13	3	2	3	13
M.L. Totals	5-2	4.11	42	1	0	0	2	70	70	41	32	37	36
Pro. Totals	68-59	3.36	335	85	26	6	36	1015	973	471	379	365	712

\* Led league  
1—Selected by Baltimore organization in January '73 free agent draft (6th round, secondary phase)  
Signed on 5/5/73  
2—Acquired by Milwaukee from Baltimore in deal for infielder Lenn Sakata on 12/6/79.  
3—Released by Milwaukee organization on 2/26/82... Signed by Rochester (International League) on 3/9/82.  
4—Contract purchased from Rochester on 8/28/82.

**Longest Relief Stints:** 6 innings—Sep. 14', '82 vs. N.Y. at Bal.; 5 innings—Sep. 30, '82 at Det.

**Strikeout Highs:** 7—Sep. 14', '82 vs. N.Y. at Bal.

**Pitches:** Sinker, slider, change.

## 1982 SEASON

John joined the O's from Rochester Aug. 28 (Floyd Rayford was outrighted to Red Wings to accommodate him on roster), and pitched in 5 games in September.

**Orioles:** Used exclusively in relief, John faced the Yankees in his first 2 outings and the Tigers in the last 3, earning one win against each. Had 13 strikeouts in 13.2 innings and allowed just 3 walks.

**Wins:** Hurlled 6 shutout innings and fanned 7, both career highs, Sep. 14 (1st game), in Baltimore vs. Yankees. That was his 1st major league win in nearly 2 years, since defeating Twins Sep. 18, '80 for the Brewers. Was one of 4 O's pitchers who had begun '82 at Rochester and who defeated the Yanks in the first 4 games of the Birds' 5 game sweep (others were Mike Boddicker, Storm Davis & Don Welch... Jim Palmer won the 5th game).

In his last '82 appearance, defeated Detroit Sep. 30 in critical game for O's. Trailing in the game, 4-0, when he entered in the 5th, John held Bengals to just one run and 3 hits the rest of the way. Meanwhile, O's rallied for 6 runs, 4 in the 9th, for 6-5 lead which he protected to win.

**General:** Finished 3 of his 5 appearances, including his last 2. His appearance Sep. 8 at New York was his 1st for the O's in nearly 3 years (since Sep. 22, '79).

**Wings:** Joined Red Wings as a free agent in spring training following his release by the Milwaukee organization and was one of their top relievers... Was 2nd in saves (10), and appearances (39) and 3rd in wins (9)... Started 2 games and won both.

Won 8 straight decisions May 19 thru Aug. 15, including both ends of a doubleheader July 27 at Richmond... Pitched 14 straight scoreless innings over 7 appearances, July 27 thru Aug. 4, and fanned 21 in that span... Started season on disabled list because of a weak right shoulder... Was activated Apr. 27.

## CAREER HIGHLIGHTS

**Milwaukee Organization:** Made 1st appearance for Brewers May 17, '80 after being recalled from Vancouver May 15, and made his only major league start at Minnesota that day (no decision)... Returned to Vancouver Aug. 3, but was recalled again Sep. 6.

**Baltimore Organization:** Spent first 7 seasons in Baltimore system... Originally signed by Ray Poitevint, now the Brewers' director of player procurement... Was first chosen by O's in June '72 draft, but didn't sign until they had drafted him again, in Jan. '73.

**Orioles:** Spent parts of '78 and '79 with O's, and was 1-1 with a 6.63 era (14 er, 19 ip) in 17 appearances... Was first recalled May 6, '78 and made his big league debut that day against the Twins... Appeared in 8 games before returning to Rochester June 23. Joined O's again July 3 and pitched in 5 games before going back to Rochester July 19.

In '79 was recalled July 20 to replace the disabled Jim Palmer, then was optioned to Rochester Aug. 24... Rejoined Baltimore Sep. 1.

**Minors:** Led Florida State League in shutouts (6) and had loop's 2nd lowest era (1.74) at Miami in '74... Won 10 games in relief with 4 saves in '78 at Rochester while setting a career high in appearances (48).

**Amateur Background:** Graduated from James Monroe High School (Sepulveda) in '72, then played one season at Los Angeles Valley J.C.... Participated in American Legion, Little League and Babe Ruth programs.

**Personal:** Of Dutch and Irish descent... He and his wife, Tina, were married Oct. 1, '77 and have a son, Jarrett (6/18/80)... Works as a carpenter during off-seasons.

## DARNELL (DAN) GLENN FORD


Born: May 19, '52; 6'1"; 185; Bats, R; Throws, R; Position: OF.

**Birthplace/Residence:** Born and raised in Los Angeles, Cal... Now lives in Anaheim, Cal.

**Contract Status:** Signed for 5 years in '79... Contract extends thru 1983.

**Tenure:** Eight years.

**Signed Originally with:** Oakland.



YEAR CLUB	AVG.	G	AB	R	H	2B	3B	HR	RBI	BB	SO	SB	CS	HP
1971 Burlington, IA—1	.267	107	397	75	106	21	4	14	80	48	85	12	6	12
1972 Burlington, IA	.354	72	246	55	87	15	4	18	61	36	45	9	4	5
1973 Tucson	.292	128	465	80	136	21	12	14	70	56	105	16	5	6
1974 Tucson—2	.273	115	428	62	117	11	9	12	65	46	82	16	6	3
1975 Minnesota	.280	130	440	72	123	21	1	15	59	30	79	6	7	5
1976 Minnesota	.267	145	514	87	137	24	7	20	86	36	118	17	6	10
1977 Minnesota	.267	144	453	66	121	25	7	11	60	41	79	6	4	10
1978 Minnesota—3	.274	151	592	78	162	36	10	11	82	48	88	7	7	5
1979 California	.290	142	569	100	165	26	5	21	101	40	86	8	5	3
1980 California	.279	65	226	22	63	11	0	7	26	19	45	0	1	2
1981 California—4	.277	97	375	53	104	14	1	15	48	23	71	2	2	5
1982 Baltimore	.235	123	421	46	99	21	3	10	43	23	71	5	2	4

M.L. Totals .271 997 3590 524 974 178 34 110 505 260 637 51 34 44

GWRB: '80-0, '81-4, '82-4. Total: 8.  
1—Selected by Oakland organization in June '70 free agent draft (1st round, regular phase)  
2—Acquired by Minnesota from Oakland on 10/23/74 along with pitcher Dennis Myers in deal for 1st baseman Pat Bourque  
3—Acquired by California from Minnesota on 12/4/78 in deal for 1st baseman Ron Jackson and catcher Danny Gooden  
4—Acquired by Baltimore from California on 2/1/82 in deal for 3rd baseman Doug DeCinces and pitcher Jeff Schneider

## DAN FORD (Cont.)

### League Championship Series Record

YEAR CLUB, OPP.	AVG.	G	AB	R	H	2B	3B	HR	RBI	BB	SO	SB	CS	HP
1979 Cal. vs. Bal.	.294	4	17	2	5	1	0	2	4	0	0	0	0	0

**Career Highs, Game:** Runs—4, July 1, '75 vs. Cal. at Min.; Hits—5, Aug. 10, '79; vs. Sea. at Cal.; 4, eight times (2 Min., 4 Cal., 2 Bal.), the latest July 11, '82 at Oak.; **Home Runs**—2, six times (4 Min., 2 Cal.), the latest July 1, '79 at K.C.; RBI—6, May 15, '76 at Cal.; 5, three times (1 Min., 2 Cal.), the latest Aug. 21, '81 vs. Cle. at Cal.; 4, 11 times (5 Min., 5 Cal., 1 Bal.), the latest June 14, '82 vs. Mil. at Bal.; **Hitting Streaks**—16, Aug. 14 thru Sep. 4, '80; 15, June 4 thru 22, '78; 14, Aug. 26 thru Sep. 15, '75.

### 1982 SEASON

Dan started the season on a high note, producing a 3-run homer off the Royals' Grant Jackson on opening day (1 of 4 O's homers that afternoon), his first game in an Orioles uniform. However, his seasonal performance was, for the most part, well below his normal standard.

He appeared in 70 of the O's first 83 games to the all-star break and batted .250 (67-for-268), but dipped to .209 (32-for-153) after intermission while appearing in only 53 of the O's last 80 games. He played in only 37 of the Birds final 64 battles after July 31st.

He had a .262 average (60-for-229) on the road, but struggled at Memorial Stadium where he batted .203 (39-for-192). One of his most notable achievements at home was a pinch-grand slam off Milwaukee's Jamie Easterly on June 14. It was his 2nd career slam and contributed to a win over the Brewers. He was 4-for-16 (.250) as a pinch-hitter.

**By Month:** April—.185 (12-for-65), 17 g.; May—.247 (23-for-93), 23 g.; June—.300 (21-for-70), 19 g.; July—.207 (19-for-92), 27 g.; August—.226 (12-for-53), 19 g.; Sep.—.250 (12-for-48), 18 g.

### '82 AND PREVIOUS CAREER HIGHLIGHTS

**vs. Opponents:** In '82 Dan excelled at the plate against the Yankees—.483 (14-for-29); the Rangers—.389 (14-for-36) and the Brewers—.323 (10-for-31).

Lifetime, his top average vs. a single opponent is .298 (78-for-262) against the Angels. He has been highly productive against the Oakland A's—.297 (93-for-313), with a career high of 15 homers. His top rbi figure against one club is 54 vs. K.C.

He has hit 33 home runs at the late Metropolitan Stadium in Minnesota, 27 at Anaheim, 9 at Baltimore (plus 2 more in the '79 ALCS), and 7 each in Oakland and Seattle.

**Defense:** Has played outfield exclusively on defense. In 947 games lifetime he has a .972 percentage (57 e in 2055 tc) with 46 assists. Played mostly in center as a rookie with the Twins in '75, but has been stationed in right most of the time since.

**Angels, ('79-'81):** Had two productive seasons with the Angels—'79, his best, and '81. The '80 campaign was largely a lost cause, primarily because of surgery performed the previous November for removal of torn cartilage in his right knee.

**1981:** Two on-field fights; a 3 day suspension in September for use of a corked bat, and a Dan Ford centerfold in the July issue of PLAYGIRL Magazine highlighted an often turbulent season.

One of the tussles occurred at Anaheim Aug. 23 against Cleveland after Dan was hit in the ribs by a John Denny pitch. He had gone 7-for-9 vs. the Indians the 2 previous nights.

The other such incident, on April 29, featured a tug-of-war between Dan and Oakland catcher Mike Heath with Dan's bat serving as the rope. Heath apparently was inspecting it for cork.

**1980:** He didn't play in any spring exhibitions following his November surgery, but did start in rightfield on opening day and contributed a double and home run. However, his average dipped sharply by late May and he spent two months on the disabled list (June 3 thru Aug. 4) resting the still healing knee. After returning, he hit .343 (37-for-108) the rest of the way and during that stretch, assembled a 16-game hitting streak, the longest of his career.

**1979:** Set career highs in avg. (.290), runs (100), hits (165), hr (21) and rbi (101) while helping Cal win its first division title. He was one of 3 Angels' 100 rbi men along with Don Baylor-139 and Bobby Grich-101.

Had 4 rbi in the game vs. K.C. that clinched the title Sep. 25, and batted .340 (16-for-47) as a starter with 14 rbi that month to help the Angels fight off the Royals. Hit his 1st career grand slam on June 8 at Anaheim off Detroit's John Hiller.

In one hot stretch in August he tied an Angels record with 8 consecutive hits (Aug. 8 & 10) and hit for the cycle on Aug. 10 vs. Seattle (at Cal.) while enjoying his only 5-hit game in the majors (5-for-7, 1-1bh, 2-2bh, 1-3bh, 1-hr... off Mike Parrott).

On Aug. 11, after going 13-for-18 in a four game span, he raised his average to .301, his highest ever late in the season.

**ALCS:** Homered in 1st inning of both games 1 and 2 at Baltimore (off Jim Palmer and Mike Flanagan) and led the Angels in average (.294), homers (2) and rbi (4) in the 4 game ALCS.

**Twins, '75-'78:** Became a regular at Minnesota (primarily as a centerfielder) in June '75 and ultimately earned Twins' "rookie of the year" honors (by vote of Twin Cities BBWAA)... Was named to the Topps' major league rookie all-star team outfield along with Fred Lynn and Jim Rice.

Had two 4-hit days, connected for 3 home runs and a double in a twin bill against Texas July 4, and led the Twins in home runs in both '75 (15) and '76 (20).

In '76 he moved over to rightfield. Had a career high 6 rbi against the Angels at Anaheim May 15... In '77 he was batting only .221 on June 27 (48-for-217) after 70 games, then hit .309 the rest of the way (73-for-236) in 74 games.

In '78 he ranked 2nd in the A.L. in triples with 13 to Rod Carew's 16, and had 57 extra base hits, but was no better than 3rd on his own team in that category. Carew had 68 and Lyman Bostock 62.

**Oakland:** Was signed by Oakland scout Phil Pote after the A's had picked him in 1st round of June '70 draft... Batted .290 and averaged 14.5 homers in his 4 minor league seasons in the A's system... Trained with the "big club" in the spring of '74.

Led the Pacific Coast League in outfield assists (16) in '72 and was picked to the Midwest League all-star team in '71.

**Personal:** Served in U.S. Army... Graduated from John C. Fremont High School in L.A. ('70)... Has attended Southwestern C.C. in Chula Vista, CA and Mesa, AZ C.C. Hobbies: fishing, hunting, golf and camping... Nickname: "Disco Dan".

He and his wife, the former Patricia Sneed, were married Nov. 5, '71... The Fords have 2 children: Danny, Jr. (11/20/70) and Kimberly (11/2/77).

## GLENN JAMES GULLIVER


**Born:** Oct. 15, '53; 5'11"; 175; Bats, L; Throws, R; Position: IF.

**Birthplace/Residence:** Born in Detroit, MI... Raised and still resides in Allen Park, MI (southwestern suburb of Detroit).

**Contract Status:** Signed thru '83.

**Tenure:** 71 days.

**Signed Originally with:** Detroit.



YEAR CLUB	Avg.	G	AB	R	H	2B	3B	HR	RBI	BB	SO	SB	CS	HP
1976 Montgomery—1	.277	51	130	26	54	10	1	2	22	30	14	2	3	2
1977 Evansville	.241	83	228	26	55	7	2	3	30	51	27	5	2	0
1978 Montgomery	.251	82	247	34	62	13	0	4	23	60	22	3	3	1
Evansville	.277	28	83	12	23	4	0	4	12	13	7	2	1	1
1979 Montgomery	.261	75	226	45	59	15	2	8	30	76	17	5	5	3
Evansville	.154	43	123	15	19	7	0	4	12	28	21	4	3	1
1980 Evansville	.256	117	348	47	89	29	2	4	43	90	31	5	7	2
1981 Evansville—2	.265	121	366	67	97	15	3	7	41	*87	33	9	14	1
1982 Rochester—3	.295	86	268	49	79	9	2	12	35	90	35	7	4	0
Baltimore	.200	50	145	24	29	7	0	1	5	37	18	0	0	0
M.L. Totals	.200	50	145	24	29	7	0	1	5	37	18	0	0	0
Pro. Totals	.262	745	2161	344	566	116	13	49	253	560	225	42	42	11

GWRBI: '80-7; '81-3; '82-Roch-6; Bal-2. M.L. Total: 2.

\* Led league.

1—Selected by Detroit organization in June '76 free agent draft (8th round, regular phase)... Signed on 6/22/76.

2—Purchased by Baltimore organization from Detroit organization on 3/26/82... Assigned from Evansville to Rochester.

3—Contract purchased by Baltimore on 7/16/82.

**Career Highs, Game:** Runs—2, four times, the latest Sep. 18, '82 vs. Cle. at Bal.; Hits—2, twice, Aug. 15, '82 at Bos. and Oct. 3, '82 vs. Mil. at Bal.; RBI—2, Aug. 25, '82 vs. Tor. at Bal.; Walks—2, six times, the latest Sep. 17, '82 vs. Cle. at Bal.

**Hitting Streaks:** 5—twice, July 17 thru 21 and Aug. 19 thru 25, '82.



## GLENN GULLIVER (Cont.)

### 1982 SEASON

Despite a .200 average, Glenn had a respectable .363 on base percentage (66-for-182) for the Orioles and reached base via hit or walk in 42 of his 46 starts.

He hit his first major league homerun off Don Sutton in the title-deciding season finale Oct. 3 vs. the Brewers at Memorial Stadium.

Glenn led the Orioles' organization with 127 walks and had a .367 on base percentage while playing 136 games for Rochester and Baltimore. . . Set career highs in games, at bats (413), runs (73), hits (108), homeruns (13), and walks.

Exclusively a 3rd baseman for the Orioles, he played 2nd base and shortstop in addition to 3rd for the Red Wings.

Baltimore: Purchased July 16 from Rochester (shortstop Bob Bonner was optioned to the Wings to accommodate him on the roster) and became the club's regular 3rd baseman against right-handed pitchers. . . Also led the Orioles in walks from July 17 to the end.

Singled off Seattle's Gaylord Perry in his first major league at bat July 17 at Memorial Stadium. . . Collected 5 hits and 7 walks in his first 5 games, hitting .385 (5-for-13) and was batting .261 (6-for-23) with a .469 on base percentage (15-for-32) thru July 28.

Was optioned to Rochester July 29 to make room for pitcher Mike Boddicker, needed for a stretch of 12 games in 10 days. . . Recalled by O's Aug. 8 (pitcher Ross Grimsley was sent to Rochester).

Doubled in tying and winning runs in 7th inning Aug. 25 at home vs. Toronto for his first big league rbi. . . Two of his 5 rbi were gwrbi. . . Had 2 2-hit games, Aug. 15 at Boston and Oct. 3 in the final game vs. the Brewers. . . Had 2 walks in one game 6 times. . . Had .970 fielding percentage (4 e in 135 tc) in 50 games at 3rd base. . . Was 0-for-1 in his lone pinch-hit appearance and once served as a pinch-runner.

Rochester: Was purchased from the Detroit organization (Evansville, AAA) March 26. Thru July 16, when he was called up to Baltimore, was leading the International League with 82 walks in 76 games, and boasting a .481 on base percentage (154-for-320).

Finished with 90 walks in 86 games and a .476 on base pct. (169-for-368), the best in the International League.

Played in just 6 of Rochester's first 14 games before taking over at 3rd base on April 29. . . Hit in 11 straight games from May 12 thru 25 to raise his average to a season high .375.

Walked 8 straight times over 2 games, May 5 & 6 vs. Toledo. . . Hit 2 homers against Pawtucket May 31.

### PRO CAREER

Was originally signed for the Tigers by Bill Lajoie. . . Has played extensively at 2nd, 3rd, and ss in his career. Has walked 560 times and struck out just 225 times in 745 professional games. Has averaged one walk for every 4.9 career plate appearances and has a career on-base pct. of .417.

Led the American Association in walks (87) at Evansville in '81. . . Played 14 games in the outfield in addition to seeing action at 3 infield positions. . .

Had 104 walks in 464 plate appearances, one every 4.6 plate appearances, in '79 with Montgomery and Evansville combined. . . Was the Southern League all-star shortstop in '76 despite playing only a half-season at Montgomery.

### AMATEUR BACKGROUND

Played 4 seasons at Eastern Michigan University in Ypsilanti (graduated '76), earning all-American honors at shortstop in his senior year ('76). . . Was teammate of Oakland's Bob Owchinko. . .

Starred in baseball at Allen Park High School (graduated '72).

### PERSONAL

He and his wife, the former Natalie Janks, were married 2/13/82.

### ORIOLES CONSECUTIVE GAME STREAKS

BROOKS ROBINSON holds the Oriole record for most consecutive games played. The great third baseman appeared in 463 straight games from Sep. 7, '60 thru Sep. 2, '63. EDDIE MURRAY is next in line with a 444 game streak from Aug. 21, '77 thru July 13, '80 and current Minnesota Twins manager BILLY GARDNER is third with a 361 game streak from June 9, '56 thru Aug. 4, '58.

## LEONARDO (LEO) JESUS HERNANDEZ

Born: Nov. 6, '59; 5'11"; 170; Bats, R; Throws, R; Position: 3B-OF.

**Birthplace/Residence:** Born in Santa Lucia, Estado Miranda, Venezuela. . . Raised and still resides in Edo Miranda, Venezuela.

**Contract Status:**

**Tenure:** 23 days.

**Signed Originally with:** Los Angeles.



YEAR	CLUB	AVG.	G	AB	R	H	2B	3B	HR	RBI	BB	SO	SB	CS	HP
1976	Clinton—1	.277	122	444	65	123	21	4	17	73	19	66	5	6	3
1979	Clinton	.336	29	113	24	38	8	1	2	23	6	12	3	0	0
	Lodi	.319	61	257	48	82	12	2	8	52	15	20	4	1	1
	San Antonio	.250	36	128	19	32	7	0	2	11	8	15	0	0	0
1980	San Antonio	.243	41	136	27	33	9	2	2	26	11	12	1	1	0
	Vero Beach	.309	82	307	53	95	13	3	10	46	30	37	10	2	1
1981	San Antonio	.298	131	497	90	148	34	3	25	91	33	74	8	5	4
1982	San Antonio—2	.320	19	75	8	24	4	1	3	14	3	3	0	1	0
	Charlotte	.289	68	270	46	78	18	2	20	61	7	40	13	4	4
	Rochester—3	.317	53	202	29	64	10	3	11	43	13	28	7	5	1
	Baltimore	.000	2	2	0	0	0	0	0	0	2	0	0	0	0
M.L. Totals		.000	2	2	0	0	0	0	0	0	2	0	0	0	0
Pro. Totals		.295	644	2431	409	717	136	21	100	440	145	309	51	25	14

GWRBI: '80-SA 4, VB 3; '81—12; '82-SA1, Char. 6, Roch. 3, Balto. 0.

\* Tied for league lead.

1—Signed by the Los Angeles Dodgers organization as an undrafted free agent on 1/18/78.

2—Acquired by Baltimore organization in deal for catcher Jose Morales on 4/28/82. . . Assigned to Charlotte.

3—Contract purchased by Baltimore on 9/11/82.

### 1982 SEASON

Leo led Orioles' system in homers (34) and rbi (118) and led O's minor leaguers in doubles (32) and hits (166), all career highs. Only Eddie Murray had more hits (174) and Cal Ripken as many doubles.

Acquired by Orioles' organization April 28 from the Dodgers' San Antonio farm club (AA, Texas) and played for Charlotte, Rochester, and Baltimore. Batted .302 (166-for-549) and stole a career-high 20 bases for the 4 clubs.

Primarily a third baseman, Leo also saw action at second base, first base, all 3 outfield positions, as a pinch-hitter and designated hitter.

Played ball this past winter at Caracas in the Venezuelan League.

Baltimore: Purchased from Red Wings Sep. 11 after rosters had expanded to the 40-player limit. Made just 2 appearances, both as a pinch-hitter, and fanned both times.

Made major league debut at Memorial Stadium Sep. 19 vs. Cleveland and final appearance at Milwaukee Sep. 24.

Rochester: Joined Wings July 17 when incumbent third baseman Glenn Gulliver was called up to the Orioles. Hit safely in 43 of 53 games and never hit below .302. Only twice went more than one game without a hit, both 2-game spells.

Played in 53 of Rochester's 54 games after his acquisition. Hit safely in all 6 play-off games involving Rochester, batting .375 (9-for-24).

Charlotte: Joined Charlotte in Savannah April 30, and homered in his first game. Was tied for club lead in homers (20 with Don Bowman) and was leading in rbi (61) after just 68 games when promoted to Rochester.

Had 3 home runs and 6 rbi while going 4-for-4 at Orlando June 2, but in a losing cause as O's lost, 12-9.

Suspension: Charged with using an illegal bat by Savannah Braves' manager Andy Gilbert May 1 (first game), but plate umpire ruled it was OK. Gilbert protested the game and sent the bat to the league office. Southern League President Jimmy Bragan reportedly found cork in the bat, upheld the protest, fined Hernandez and suspended him for 6 days, beginning May 16.

The game, which Charlotte had won, 5-4, was replayed June 14 from the point of protest, and Charlotte won again, 2-1.

### PREVIOUS CAREER HIGHLIGHTS

Had spent 4 full seasons in the Dodgers' system before 1982, batting .293 (551-for-1882) and averaging 17 homers and 81 rbi. Tied for Texas League lead in gwrbi (12) in 1981.

## LEO HERNANDEZ (Cont.)

### AMATEUR CAREER

Graduated from Jose Francisco Torreabla High School (Santa Lucia, Estado Miranda, Venezuela) after winning 2 batting championships... Was all-state 2 years.

Signed by Dodgers' scout Reggie Otero Jan. 18, 1978, as an undrafted free agent... Single.

### RICKY MIRON JONES

Born: June 4, '59; 6'3"; 186; Bats, R; Throws, R; Position: SS.

**Birthplace/Residence:** Born in Tupelo, Miss.... Grew up in Decatur, Ga.... Now lives in Athens, Ga.

**Contract Status:** Signed thru '83.

**Tenure:** None.

**Signed Originally with:** Baltimore.



YEAR	CLUB	AVG.	G	AB	R	H	2B	3B	HR	RBI	BB	SO	SB	CS	HP
1980	Bluefield—1	.276	59	199	27	55	9	3	6	33	19	22	4	2	0
1981	Charlotte	.261	134	479	66	125	17	2	11	56	25	72	4	2	2
1982	Rochester	.230	*139	457	66	105	15	2	13	51	36	91	4	3	3
Pro. Totals		.251	332	1135	159	285	41	7	30	140	80	185	20	9	5

GWRBI: '80-2; '81-3; '82-3.

\* Led league.

1—Signed by Baltimore organization in June '80 free agent draft (15th round, Baltimore's 10th selection, regular phase)... Signed by Lamar North on 6/6/80.

1982: Ricky led the International League in games played with 139 and set a career high with 13 home runs... Also topped I.L. shortstops in total chances (689, 56 more than anyone else), assists (440), and double plays (101)... Was 3rd in putouts (221) and percentage (.959, 28 errors)... Finished 3rd on the Rochester club in runs scored (66), and 4th in hits (105).

Hit in 11 straight games from May 6 thru 16 at a .405 (15-for-37) clip, lifting average from .185 to .265... Batted .438 (14-for-32) over 9 contests from June 12 thru 21 with 5 homers and 10 rbi to go from .222 to .255... Was still hitting .254 thru Aug. 1 but batted just .170 (18-for-106) over final 34 games.

After missing just one of Red Wings' 1st 142 games (140 regular season; 2 playoffs), sat out final 4 playoff contests, including all 3 games of championship series with Tidewater, with an infection on his left thumb.

**Pro Career:** In '81 at Charlotte, finished 1st among Southern League shortstops in double plays (75) and 2nd in assists (402) while fielding .938 (38 e/615 tc)... Was 3rd on O's in hits (125) and 4th in at bats (479) and runs (66).

Saw action in 28 games at shortstop and 29 contests in the outfield at Bluefield in '80... Was batting .307 thru Aug. 17 but hit just .121 (4-for-33) over his final 9 games to fall to .276.

Played in the Florida Instructional League that fall and paced the O's entry in doubles (5), homers (3), and rbi (20).

**Amateur Background:** Was an all-South Atlantic Conference selection in '79 and '80 at West Georgia College (Carrollton, Ga.)... In '80, led club in batting (.333), homers (11), and rbi (40) while playing in 39 games... Hit .322 as a junior... Attended Chipola J.C. (Marianna, Fla.) in '77 and '78 and was a pitcher there.

Lettered twice each in baseball and basketball at Towers High School in Decatur (graduated '76)... Was a two-time "mvp" in baseball and both an Atlanta Dugout Club all-star and a Braves "400 Club" all-star... Was also named school's outstanding basketball player in '76.

Was drafted by Atlanta Braves out of high school and by N.Y. Mets while in junior college.

Also participated in Little League, Babe Ruth League, American Legion, and Stan Musial semi-pro League programs.

**Personal:** Hobbies: basketball, racquetball, photography, and pool... He and his wife, the former Cheryl Ann Slater, were married on Oct. 9, '82.

## JOHN LEE LOWENSTEIN


Born: Jan. 27, '47; 6'1"; 180; Bats, L; Throws, R; Position: OF-3B.

**Birthplace/Residence:** Born in Wolf Point, Mont.... Grew up in Southern California... Now lives in Las Vegas, Nev.

**Contract Status:** Signed three-year contract extending thru '85 on Feb. 24, '83.

**Tenure:** Eleven years, 161 days.

**Signed Originally with:** Cleveland.



YEAR	CLUB	AVG.	G	AB	R	H	2B	3B	HR	RBI	BB	SO	SB	CS	HP
1968	Waterbury—1	.000	3	2	0	0	0	0	0	0	1	1	0	0	0
	Reno	.328	48	164	22	53	8	2	7	38	22	42	8	3	1
1969	Reno	.284	26	67	7	19	4	2	1	11	11	13	5	1	1
1970	Wichita	.295	108	369	69	109	15	6	18	52	59	64	10	10	3
	Cleveland	.256	17	43	3	11	3	1	1	6	1	9	1	0	0
1971	Wichita	.320	37	125	27	40	8	0	8	24	24	30	4	3	2
	Cleveland	.186	58	140	15	26	5	0	4	9	16	28	1	5	0
1972	Cleveland	.212	68	151	16	32	8	1	6	21	20	43	2	4	0
1973	Cleveland	.292	98	305	42	89	16	1	6	40	40	23	5	3	0
1974	Cleveland	.242	140	508	65	123	14	2	8	48	53	85	36	17	2
1975	Cleveland	.242	91	265	37	64	5	1	12	33	28	28	15	10	0
1976	Cleveland—2	.205	93	229	33	47	8	2	2	14	25	35	11	8	0
1977	Cleveland—3	.242	81	149	24	36	6	1	4	21	21	29	1	8	0
1978	Texas—4	.222	77	176	28	39	8	3	5	12	37	29	16	3	2
1979	Baltimore	.254	97	197	33	50	8	2	11	34	30	37	16	4	1
1980	Baltimore	.311	104	196	38	61	8	0	4	27	32	29	7	3	0
1981	Baltimore	.249	83	189	19	47	7	0	6	20	22	32	7	6	1
1982	Baltimore	.320	122	322	69	103	15	2	24	66	54	59	7	6	1
M.L. Totals		.254	1129	2870	424	728	111	16	93	351	362	484	125	77	7

GWRBI: '79-3; '80-5; '81-4; '82-9. Total: 21.

1—Selected by Cleveland organization in June '68 free agent draft (18th round, regular phase)... Signed on 6/13/68.

2—Acquired by Toronto Blue Jays from Cleveland Indians in deal for outfielder Rico Carty on 12/6/76... Reacquired by Indians from Blue Jays in deal for infielder Hector Torres on 3/29/77.

3—Acquired by Texas Rangers from Cleveland with pitcher Tom Buskey in deal for outfielder Willie Horton and pitcher David Clyde on 2/28/78.

4—Contract purchased by Baltimore Orioles from Texas for \$20,000 waiver price on 11/27/78.

### League Championship Series Record

YEAR	CLUB, OPP.	AVG.	G	AB	R	H	2B	3B	HR	RBI	BB	SO	SB	CS	HP
1979	Bal. vs. Cal.	.167	4	6	2	1	0	0	1	3	2	2	0	0	0

### World Series Record

YEAR	CLUB, OPP.	AVG.	G	AB	R	H	2B	3B	HR	RBI	BB	SO	SB	CS	HP
1979	Bal. vs. Pit.	.231	6	13	2	3	1	0	0	3	1	3	0	0	0

**Career Highs, Game:** Runs—4, May 25, '82 at Tex. (ties club record); 3, three times (1 Tex., 2 Cle.), the latest May 6, '78 at N.Y.; Hits—4, twice (both with Cle.), June 24, '73 at Mil. and Sep. 24, '74 vs. Mil. at Cle.; Home Runs—2, twice (both with Bal.), Sep. 5, '81 and July 25, '82, both vs. Oak. at Bal.; RBI—6, July 24, '79 vs. Sea. at Bal.; 5 (with Cle.), June 24, '74 at N.Y.; 4, four times (2 Cle.; 2 Bal.), the latest, Sep. 24, '82 at Mil.; Stolen Bases—4, June 16, '74 vs. Min. at Cle.

**Hitting Streaks:** 14—Apr. 28<sup>2</sup> thru May 18, '82; 12, Apr. 16 thru 30, '74.

Among all the deals the Orioles have made in 29 American League seasons, the one that brought John Lowenstein to Baltimore from Texas after the '78 season for the waiver price has to rank right up near the top.

In nearly 8 full A.L. seasons prior to Baltimore, John batted .238 (467-for-1966) with 48 homers and 204 rbi in 723 games.

Since joining the O's in '79, he has batted .289 (261-for-904), hit 45 homers, and driven in 147 runs in 406 games.

"Brother Low" has been a heavy contributor in each of his 4 Baltimore seasons, but last year he was... well, he was just ridiculous.

### THE 1982 SEASON

It's true that he did not qualify (he had 384 plate appearances and needed 502), but, nonetheless, among everyone who played in 20 or more games, he led the league in: (1) on-base percentage-.421 (158-for-377)... (2) slugging percentage-.602 (194 total bases in 322 at bats)... and, (3) home run frequency (1 every 13.42 at bats).

**Career Highs:** He established career highs in average (.320), runs (69), home runs (24), rbi (66), and walks (54), and his 14-game batting streak from Apr. 28<sup>2</sup> thru May 18 was also his longest ever.



## JOHN LOWENSTEIN (Cont.)

**Hot Flashes:** He was hot most of the year, but there were several particularly torrid stretches... In 21 games from Apr. 28<sup>th</sup> thru May 25 (which included his 14-game hitting streak), he drove in 21 runs and hit 10 homers. During the period May 10 thru 16, he batted .588 (10-for-17) and was voted A.L. "player of the week."

Over the last 60 games of the year, starting July 21, he batted at a .340 clip (55-for-162), and he was one of 5 O's who batted over .300 during the last 44 games of which they won 33 and nearly captured the A.L. East.

**Leftfield Cooperative:** John, Gary Roenicke, and Benny Ayala were the principals in the O's remarkable leftfield coalition which produced 41 homers and 123 rbi only while playing leftfield.

**Odds and Ends:** Batted .314 (48-for-153) at home (10 hr) and .325 (55-for-161) on the road (14 hr)... Hit .304 (46-for-151) in 58 1st half games, and .333 (57-for-171) in 64 games during the 2nd half.

John demolished western division pitching at a .372 clip (55-for-148) with 17 homers in 58 games... He batted .276 vs. the east (48-for-174) and hit 7 homers in 60 games.

He batted .318 with runners on 2nd & 3rd, and was 2nd on the club to Terry Crowley in base runners advance percentage (25%).

**Month-By-Month:** April-.319 (7-for-22), 2 hr, 12 g... May-.347 (25-for-72), 8 hr, 23 g... June-.222 (8-for-36), 1 hr, 17 g... July-.375 (18-for-48), 5 hr, 17 g... August-.296 (21-for-71), 5 hr, 27 g... Sep-Oct-.329 (24-for-73), 3 hr, 26 g.

### '82 PREVIOUS O'S CAREER HIGHLIGHTS

**Fielding:** Didn't make an error in 112 games last year (204) total chances. His last miscue was on Sep. 29, '81, so the streak has reached 114 games (207 chances). He's made only one error in his last 206 games (356 chances). Has only 3 errors in 4 years with O's, 572 chances, .995.

**vs. Opponents:** In '82, John batted .292 or better against 9 different clubs. He hit .400 (10-for-25) against the Rangers and .385 (10-for-26) vs. Oakland with 5 home runs and 10 rbi in 10 games... See page 32 for more details.

His best lifetime average is .301 (106-for-352) against the Brewers, and his 55 rbi vs. Milwaukee is easily a high against one club (Oakland is 2nd at 36)... He has hit 11 home runs against both the Brewers and A's.

In his last 2 years against Oakland he has batted .371 (23-for-62) with 7 hr & 16 rbi in 21 games... In '81, on May 19, he was beamed by Mike Norris, a blow that shattered his glasses. An inning later, he batted again against Norris, stroked a single, went to 2nd on a balk and came around to score the ultimate winning run on a DeCinces single.

**Pinch-Hitting, etc.:** In '82, he hit .294 (5-for-17) as a pinch-hitter; and during his 4 years with the O's, John has a .302 pinch-hitting average (19-for-63). Over the last 3 years, he's batting .299 (53-for-177) with runners in scoring position.

**Fence Busting/Injuries:** Since joining O's, John has made frequent contact with outfield fences and on 3 occasions has been sidelined with injuries as a result, once in '79 and twice in '80. Two of the collisions required time on the disabled list.

He sprained tendons in the right hand while batting on Sep. 24, '80, and missed last 12 games of season.

### PREVIOUS O'S CAREER HIGHLIGHTS BY YEAR

**1981:** Was batting .270 on Sep. 8, then went 6-for-37 (.162) the rest of the way with no rbi in 18 games... Had his first 2-homer game in majors (see again under career record) on Sep. 5 off Rick Langford and gave O's "sudden death" win over K.C. in 2nd season opener with 12th-inning single off Renie Martin.

**1980:** Despite 3 injuries that sidelined him for a total of 6 weeks, John had a very good year: (1) hit over .300 for 1st time... (2) led O's in batting with men on 2nd & 3rd-.349, 16-for-46... (3) had a .408 on-base percentage (93-for-228), best on the club... (4) batted .417 as a pinch-hitter (5-for-12)... (5) drove in the winning run one way or another 4 times in the late innings... and (6) provided one of the funniest moments on record with his famed "stretcher/Rocky salute" caper... Ask him or anybody on the club about it.

**1979:** Hit 11 homers, 2nd highest total of his career to that point and was 2nd on club in steals with 16 in 20 attempts. Drove in 13 (of his 34) runs vs. Seattle.

Hit his 2nd career slam on July 24<sup>th</sup> off Seattle's Odell Jones at Baltimore, went 3-for-5 and drove in a career high 6 runs... His first bases-loaded shot was at Yankee Stadium for the Indians, June 24, '74, off Mike Wallace.

**ALCS/WS:** John was the hero of ALCS game 1 when, in his 1st post-season game ever, he hit a 3-run pinch-hit homer in the bottom of the 10th off John Montague to give the O's an instant 6-3 win at Baltimore... It was the 1st home run by a pinch-hitter in ALCS history... He played in all 4 games and started 2.

John appeared in 6 world series games and was a starter in 3, but his major contribution was as a pinch-hitter in game 4. The O's trailed 6-3 in the 8th inning at Pittsburgh, but John initiated a 6-run rally with a 2-run pinch-double off Pirate reliever Kent Tekulve, and the Birds went on to win 9-6.

### EARLY CAREER

**Cleveland:** He was signed originally for Cleveland by former Oriole Bob Nieman... Had never played a regular season game outside the Indians' organization until after he was traded to Texas in '78.

His best year in 8 with Cleveland (2 partial, 6 full) was '73 when he hit .292, but his most productive was '74. That season he set career highs in 7 categories including runs (65), hits (123), rbi (48) and steals (36)... His stolen base total was 3rd highest in A.L.... In '75 he set a career high in homers with 12 including one in each of 3 consecutive games May 25, 27, 28.

He batted exactly .242 three times in a 4 year span ('74, '75, '77)... Once scored from 2nd on a long fly ball (by Buddy Bell), on May 21, '77.

**Texas-'78:** Though listed as an outfielder, he played more games at 3rd base (25) than in the outfield (16).

**Minors:** Missed most of his 2nd pro season because of a 6-month tour of active duty with the U.S. Marine Corps... Was an all-star 3rd baseman in the American Association in '70.

**Amateur Background:** Was 2nd team NCAA (college division) all-American choice in '68 as a shortstop at U. of California, Riverside... Also played short at Norte Vista High in Riverside... Played basketball and football as well.

Played in Little League and Babe Ruth programs... Once had 16 rbi and 4 home runs (2 with bases loaded) in a Little League game.

**Personal:** Hobbies: golf, camping, hunting, wilderness hiking, fishing, skiing, racquetball and tennis... Has been actively involved in Nevada state programs for teenage alcohol and drug abuse... Holds a B.A. degree with a major in anthropology from U. of Cal. Riverside.

John and his wife, the former Barbara Schlotfeldt, were married on Feb. 11, '71.

### JOSE DENNIS MARTINEZ


Born: May 14, '55; 6'1"; 185; Bats, R; Throws, R; Position: P.

**Birthplace/Residence:** Born and raised in Granada, Nicaragua... Now lives in Randallstown, Baltimore County.

**Contract Status:** Signed five-year contract extending thru '86 on Oct. 6, '81.

**Tenure:** Six years, 26 days.

**Signed Originally with:** Baltimore.



YEAR CLUB	W-L	ERA	G	GS	CG	SHO	SV	IP	H	R	ER	BB	SO
1974 Miami-1	15-6	2.06	25	25	10	4	0	179	124	48	41	53	162
1975 Miami	12-4	2.61	20	20	9	3	0	145	125	54	42	35	114
Asheville	4-1	2.60	6	6	4	1	0	45	45	16	13	12	18
Rochester	0-0	5.40	2	0	0	0	0	5	7	4	3	0	4
1976 Rochester	*14-8	*2.50	25	23	*16	1	0	180	148	64	50	50	*140
Baltimore	1-2	2.57	4	2	1	0	0	28	23	8	8	8	18
1977 Baltimore	14-7	4.10	42	13	5	0	4	167	157	86	76	64	107
1978 Baltimore	16-11	3.52	40	38	15	2	0	276	257	121	108	93	142
1979 Baltimore	15-16	3.67	40	*39	*18	3	0	*292	279	129	119	78	132
1980 Baltimore	6-4	3.97	25	12	2	0	1	100	103	44	44	44	42
Miami-2	0-0	0.00	2	2	0	0	0	12	3	1	0	5	7
1981 Baltimore	*14-5	3.32	25	24	9	2	0	179	173	84	66	62	88
1982 Baltimore	16-12	4.21	40	39	10	2	0	252	262	123	118	87	111
M.L. Totals	82-57	3.75	216	167	60	9	5	1294	1254	595	539	436	640

\* Led league • Tied for league lead  
1—Signed by Baltimore organization as an undrafted free agent on 12/10/73.  
2—On rehabilitation assignment, July 1-10, 1980.

### League Championship Series Record

YEAR CLUB OPP.	W-L	ERA	G	GS	CG	SHO	SV	IP	H	R	ER	BB	SO
1979 Bal. vs. Cal.	0-0	3.24	1	1	0	0	0	8.1	8	3	3	0	4

# DENNIS MARTINEZ (Cont.)

## World Series Record

YEAR	CLUB	OPP.	W-L	ERA	G	GS	CB	SHO	SV	IP	H	R	ER	BB	SO
1979	Bal.	vs. Pit.	0-0	18.00	2	1	0	0	0	2	6	4	4	0	0

**Low-Hitters:** Two Hitters—3, the latest Sep. 6, '78 vs. Bos. at Bal; **Three-Hitters**—8, the latest June 21, '82 at Cle.; **Four-Hitters**—6, the latest Aug. 24, '82 vs. Tor. at Bal. (10 innings).

**Strikeout Highs:** 10—Aug. 3, '78 vs. Mil. at Bal; 9—June 6, '79 vs. K.C. at Bal.

**Winning Streaks:** 10—Apr. 22 (first game) thru June 20, '79; 6—Aug. 24 thru Sep. 23, '81.

**Pitches:** Fastball, curve, slider, and change.

## 1982 SEASON

Dennis matched his previous career high with 16 wins, tied for 8th best in the American League. He was also one of the busiest pitchers in the circuit, finishing 2nd in starts with 39 (one shy of the club record) and 5th in innings pitched at 252.

In addition, he led the O's in strikeouts (111), tied for the top spot in shutouts (2), and was 2nd in complete games (10). However, he also had the most walks on the staff (87), and his 4.21 earned run average was the highest of his major league career.

Dennis was 9-6 in 21 1st half starts with a 3.77 era (58 er in 138.1 ip) and 7-6 with a 4.75 era (60 er in 113.2 ip) in 19 outings (18 starts) after the all-star game. He won 5 of his last 6 decisions, including key victories over Milwaukee in each of his last two starts (see below).

**Early Summary:** He started slowly, going 2-3 with a 5.21 era (27 er/46.2 ip) in his 1st 8 starts thru May 9. . . Pitched well over his next 10 appearances thru June 26 with a 6-1 record and 2.74 era (21 er/69 ip). . . Had both '82 shutouts in that span, 6-hitter at Toronto on May 22 (6-0) and 3-hitter at Cleveland on June 21 (7-0), his 1st career shutouts on the road.

But over the next 11 starts (July 1-Aug. 16), was just 3-6 with a 5.55 era (38 er/61.2 ip). In one span of 4 starts (July 16-29), failed to survive the 3rd inning 3 times.

**Finish:** Starting Aug. 20, Dennis was 5-1 in his last 10 starts with a 3.54 era (29 er/73.2 ip). . . In 1st 4 outings in that span, went 3-0 and allowed just 9 runs in 38 innings, including consecutive 10-inning efforts against Texas on Aug. 20 (no decision) and Toronto on Aug. 24 (cg win). . . See "Long Outings" below.

**Milwaukee Wins:** He was 0-1 in his next 4 starts before flying home to Nicaragua on Sep. 20 to attend the funeral of his father, who was killed in a bus accident. . . With an 8 day layoff, defeated the Brewers at Milwaukee on Sep. 26, 5-2 (7.1 ip, 6 h, 2 r-er) and came back 5 days later with an 8-3 triumph over the division leaders on Oct. 1<sup>st</sup> at home (6.1 ip, 11 h, 3 r-er) to keep the Birds' pennant hopes alive. Tippy Martinez earned saves in both games and saved 7 of Dennis' victories on the year.

**Control:** Despite the fact he had control problems for most of the year, Dennis issued just 10 bases on balls in his last 9 starts (63.2 ip) and walked no more than 2 batters in any of those appearances.

**Relief:** His only relief appearance came on the final day of the season (Oct. 3) when he allowed 2 hits and 3 runs in one inning in the 10-2 loss to Milwaukee.

Has pitched in relief 49 times in major league career, compiling a 9-5 record with 5 saves and a 3.78 era (126.1 ip, 116 h, 53 er). . . Only extensive bullpen work came in '77 (29 g, 8-4, 4 sv) and '80 (13 g, 0-1, 1 sv).

**Home:** Dennis was 10-4 at Memorial Stadium despite a 4.79 era (72 er/135.1 ip) in 23 games (22 starts). . . In contrast, was 6-8 in 17 road outings with a 3.55 era (46 er/116.2 ip). . . Had a streak of 14 consecutive home victories snapped with a loss to Cleveland on July 1. . . Had not been beaten at Memorial Stadium since Aug. 16, '80 vs. New York.

His lifetime record at home is 45-26 with a 3.30 era (249 er/679.1 ip) and 37-31 on the road with a 4.25 era (290 er/614.2 ip).

**Miscellaneous:** Was Baltimore's opening day starter on Apr. 5 vs. Kansas City but had no decision. . . Is 7th on the club's all-time list with 82 wins. . . Longest winning streak of the year was 4 straight decisions, May 31-June 26. . . Allowed 30 homers, 9 in last 6 starts.

## 1982 AND MAJOR LEAGUE CAREER

**Long Outings:** He has pitched 10 or more innings in a game 9 times in the majors, compiling a 3-1 record with 5 no decisions. . . Threw 11 shutout innings at California on Aug. 20, '78 and 10 scoreless frames at New York on June 3, '81 but was not the pitcher of record in either game.

**Vs. Opponents:** Dennis was 3-0 against Toronto with a 1.29 era (4 er/28 ip) and 2-0 against Milwaukee (see above).

Boston. . . Has pitched far more against the Red Sox than vs. any other club in major league career with 25 games, 21 decisions (9-12), and 168.2 ip.

**Milwaukee. . .** Has won his last 5 decisions against the Brewers since losing on May 8, '80. . . Is 5-0 lifetime vs. Milwaukee at Memorial Stadium over 10 games (7 starts).

**New York:** Is just 2-6 in career vs. Yankees but ended 4 game losing streak with 9-4 victory over Mike Morgan on June 11 at Baltimore. . . That was his 1st lifetime win as starter over New York with only previous triumph coming in relief on May 20, '77, at Yankee Stadium.

**Seattle:** Won his 1st 7 career decisions against the M's, but has gone 1-1 vs. them in each of the last 3 seasons.

**Toronto:** Had not defeated the Blue Jays since Sep. 6, '79 before winning all 3 starts against them in '82. . . Is 8-2 lifetime against Toronto with a 1.75 era and has allowed just 2 home runs in 87.2 Innings, both of those coming in the same game on Sep. 19, '81.

**Oakland. . .** Was 5-0 lifetime against A's before losing to Tom Underwood on July 10 at Oakland. . . See page 26 for complete statistics vs. opponents.

**Fielding:** Committed one error in 52 total chances for .981 percentage in '82. . . Has led A.L. pitchers in chances 3 times ('78, '79, '81) and topped major league hurlers in putouts, assists, and chances in '81.

**1st Nicaraguan:** In '76, Dennis became the 1st Nicaraguan ever to play in the major leagues. . . Tony Chevez, who pitched briefly for the O's in '77 was the 2nd and in '80 Twins' hurler Al Williams became the 3rd from Nicaragua to make it to the majors (all pitchers).

**CS/WS:** Was O's starter in game 3 of the '79 ALCS at Anaheim, pitched well thru 8 innings, and carried a 3-2 lead into the 9th before Angels rallied to win, 4-3 (loss went to Don Stanhouse).

Started game 4 of the world series at Pittsburgh, but gave up 6 hits (including Willie Stargell homer) and 4 runs in 1.1 innings before Sammy Stewart came on. . . Baltimore rebounded from that 4-0 deficit to win behind Tim Lincecum, 9-6.

## PREVIOUS CAREER HIGHLIGHTS BY YEAR

**1981:** After experiencing great difficulty from mid-'79 thru '80 (see below), Dennis tied 4 others for the major league lead with 14 wins.

Also topped the O's staff in won-lost percentage (.737, 14-5), starts (24), innings (179), strikeouts (88), and complete games. . . Was 7-3 in the 1st half and 7-2 after the all-star game, including a 4-1 mark in September when he shared A.L. "pitcher of the month" honors with K.C.'s Larry Gura. . . Was 8-0 with 2.27 era at home with a pair of 3-hit shutouts.

**Bottle Incident:** While waiting for the game to be called because of rain at Chicago on Apr. 22, Dennis was hit in the head by a beer bottle in front of the O's dugout and sustained a 4 inch cut. Dennis pitched in relief the following day.

**1980:** From June 24, '79 thru the '80 season, he was 11-18 with a 3.98 era (74 er/167.1 ip).

Was hampered by shoulder problems the 1st half of '80, spending 2 periods on the disabled list and pitching just 7 times before the all-star break, not including 2 starts in Miami while on rehabilitation assignment. . . Came off the d.l. in mid-July and was 5-3 with a save and a 3.12 era in 18 games (8 starts) the rest of the way.

Pitched that winter for Ray Miller at Caguas where he was 6-1 with a 1.39 era and won the final playoff game to give Caguas the Puerto Rican League championship.

**1979:** He led the American League in starts (39), innings (292), and complete games (18). . . Was 10-2 thru June 20, including a career high 10 game winning streak, but went 5-14 the rest of the way to finish as the only pitcher on the O's staff with a losing record (15-16). . . Nine of those final 14 losses were by one run.

After the world series, traveled to Japan with Earl Weaver, Rick Dempsey, and Ken Singleton for a series of major league all-star games.

**1978:** Thru July 28, Dennis was 7-7 with a 5.13 era. . . From then on, went 9-4 (including 8-1 after Aug. 1) with a 1.72 era and 12 complete games in final 15 starts. . . Pitched 6.2 hitless innings vs. Seattle on Aug. 25 at Baltimore before Bill Stein spoiled it with a single.

**1976-77:** In his 1st full season, he was 6-3 in 13 starts and 8-4 with 4 saves in 29 relief appearances. . . Made his major league debut on Sep. 14, '76 vs. Detroit at Baltimore and picked up the win with 5.2 scoreless relief innings and 5 strikeouts, including 1st 3 Tigers faced.

**Minors:** Dennis was originally signed by Ray Poitevint and Julio Blanco Herrera. . . Was 45-19 (.703) in 3 minor league seasons.



## DENNIS MARTINEZ (Cont.)

Voted top righthander in the International League in '76, leading the circuit in wins (14), complete games (16), strikeouts (140), and era (2.50) ... Selected to both the Topps National Association AAA and International League all-star teams.

**Amateur Background:** He pitched for Nicaragua in amateur world series in both '72 and '73. In '73, he lost to the United States, 1-0 in 10 innings at Managua. ... Played Little League and Babe Ruth baseball.

**Personal:** Dennis and his wife, the former Luz Marina Garcia, were married Apr. 29, '73. They have three children, Dennis (11/16/73), Erica (9/19/74), and Gilberto (4/3/82). ... Now makes his home year round in the Baltimore suburb of Randallstown.

## FELIX ANTHONY (TIPPY) MARTINEZ


**Born:** May 31, '50; 5'10"; 175; Bats, L; Throws, L; Position: P.

**Birthplace/Residence:** Born and raised in La Junta, in southwestern Colorado. ... Owns a home in Timonium, Baltimore County, but spent the off-season in Englewood, Colorado.

**Contract Status:** Signed thru '86 after agreeing to five-year contract extension in Jan. '81.

**Tenure:** Seven years, 132 days.

**Signed Originally with:** New York Yankees.



YEAR CLUB	W-L	ERA	G	GS	CG	SHO	SV	IP	H	R	ER	BB	SO
1972 Oneonta-1	1-0	2.00	2	1	1	1	1	9	3	2	2	10	9
Kinston	0-0	4.50	5	2	0	0	0	20	22	10	10	13	18
1973 Kinston	13-8	2.66	54	2	0	0	0	155	105	74	38	31	61
1974 Syracuse	7-5	3.78	36	0	0	0	0	8	64	49	29	27	32
New York (AL)	0-0	4.15	10	0	0	0	0	13	14	7	6	9	10
1975 Syracuse	8-2	2.05	14	14	4	1	0	110	91	39	25	35	105
New York (AL)	1-2	2.68	23	2	0	0	0	8	37	27	15	11	32
1976 NY(Al)Bal.-2	5-1	2.31	39	0	0	0	0	10	70	50	19	18	42
1977 Baltimore	5-1	2.70	41	0	0	0	0	8	50	47	17	15	27
1978 Baltimore	3-3	4.83	42	0	0	0	0	5	69	77	41	37	40
1979 Baltimore	10-3	2.88	39	0	0	0	0	3	78	59	29	25	31
1980 Baltimore	4-4	3.01	53	0	0	0	0	10	81	69	30	27	34
1981 Baltimore	3-3	2.90	37	0	0	0	0	11	59	48	21	19	32
1982 Baltimore	8-8	3.41	76	0	0	0	0	16	95	81	39	36	37
M.L. Totals	39-25	3.16	360	2	0	0	0	72	552	472	218	194	284

• Tied for league lead

1—Signed by New York Yankees as an undrafted free agent on 7/26/72.

2—Acquired by Baltimore Orioles from New York Yankees with pitchers Rudy May, Dave Pagan and Scott McGregor (assigned from Syracuse to Rochester) and catcher Rick Dempsey in deal for pitchers Ken Holtzman, Doyle Alexander, Grant Jackson, and Jimmy Freeman (assigned from Rochester to Syracuse) and catcher Elrod Hendricks on 6/15/76.

### League Championship Series Record

YEAR CLUB OPP.	W-L	ERA	G	GS	CG	SHO	SV	IP	H	R	ER	BB	SO
1979 Bal. vs. Cal.	(did not appear)												

### World Series Record

YEAR CLUB OPP.	W-L	ERA	G	GS	CG	SHO	SV	IP	H	R	ER	BB	SO
1979 Bal. vs. Phil.	0-0	9.00	3	0	0	0	0	1.1	3	1	1	0	1

**Longest Relief Stints:** 8.1 innings—May 12, '80 vs. Tex. at Bal; 7.2 innings—July 23, '79 vs. Oak. at Bal.

**Strikeout Highs:** 9—twice, Aug. 30, '81 vs. Cal. at Bal. and Aug. 30, '80 vs. Cal. at Bal; 7—May 7, '79 vs. Oak. at Bal.

**Pitches:** Fastball, curve, and change.

### 1982 SEASON

Tippy was 2nd in the league in appearances with a career high 76 (23 more than his 2nd busiest season) to Seattle rookie Ed Vandeberg-78. He set a club record for a lefty with 16 saves which was also a personal high as were his 95 innings and 78 strikeouts.

He enjoyed his best overall season despite a slow start. After his first 12 appearances thru May 8, he was 0-3 with 2 saves and a 7.98 era (14.2 ip, 17 h, 13 er).

In 64 appearances thereafter he was 8-5 with 14 saves and a 2.58 era (80.1 ip, 64 h, 23 er).

On Sep. 14 he saved both ends of a doubleheader vs. the Yankees. It was the 1st time that feat had been accomplished by an Oriole since Scotty McGregor did it to the Blue Jays on Sep. 14, '77. Tippy saved another against New York the following day, giving him 3 in a row (see "vs. Yankees" below).

**July-Player of Month/Week:** He experienced the best month of his career in July during which he didn't allow a run in 16 appearances totaling 19 innings while surrendering just 6 hits plus 3 walks and striking out 22. During that span he was 2-0 with 5 saves and 7 "holds" (see "O's Grading System" below), and was voted A.L. "pitcher of the month."

During the week of July 19-25, he was 1-0 with 2 saves while pitching 9 scoreless innings in 6 games to earn a share of A.L. "player of week" honors with Robin Yount.

**By Month:** (W-L-SV) April... 0-2-1, 8 g; May... 1-1-3, 13 g; June... 2-1-2, 13 g; July... 2-0-5, 16 g; August... 3-2-1, 14 g; Sep-Oct... 0-2-4, 12 g.

**Inherited Runners/1st Batter Efficiency:** He was scored on in only 21 of his 76 outings. ... Retired 51 of 76 1st batters (67%) and allowed only 35% of all inherited runners to score (29 of 83).

**Reliever Grading System:** The "Miller-Brown" system for grading relievers was developed last spring and given a shakedown during '82. In essence, relievers gain "positive" points for saves (+3), wins (+2) and "holds" (+1). The pitcher can get both a win and a hold in the same game, but he can have no more than 3 points per appearance.

On the negative side, the pitcher is debited for losses (-2) and "squanders" (-1). He can be charged with one of each in same game, with a maximum of 3 negative points per outing.

Tippy's net was 59 points, more than twice the 2nd ranking Tim Lincecum (28). His 16 saves (+48), 8 wins (+16) and 29 holds (+29) grossed 93 points, but that score was reduced by 34, the sum of 8 losses (-16) and 18 squanders (-18), for a final tally of 59 points.

The definition of the terms "hold" and "squander" are too lengthy to include here, but they are available and so are Ray Miller and Bob Brown who welcome any constructive suggestions to improve the system. We want it to be comprehensive, yet simple.

### 1982 AND ORIOLES CAREER

**Orioles Only:** Since joining the O's on June 15, '76, Tippy is 36-23 with 62 saves. He has pitched 474 innings, yielded 413 hits and 171 earned runs, has an era of 3.25, and has walked 229 while striking out 364 in 316 appearances, all in relief.

He ranks 3rd on the O's all-time save list (62), having moved ahead of Dick Hall (51) in '82. He trails Stu Miller (88) and Eddie Watt (72). Tippy is 5th in appearances (316), 26 games back of Hall in 4th place. Palmer (539), Dave McNally (412) and Watt (363) are 1-2-3.

**Memorial Stadium:** With the Orioles Tippy is 22-9 with 30 saves and a 2.58 era in 141 appearances at Memorial Stadium. 230 ip, 192 h, 66 er, 7 hr (see "Home Runs" below).

On the road for the O's he is 14-14 with 32 saves in 175 games and a 3.88 era... 243.1 ip, 221 h, 105 er, 14 hr... See page 26 for total career road stats.

**R-o-l-a-i-d-s:** Tippy with an 8-8 record plus 16 saves accumulated 40 points to win the O's "Rolands Relief Man of the Year" award for the 2nd straight year in '82, and for the 3rd time overall (won in '77 also).

**Saves For:** In '82 his 16 saves were on behalf of Dennis Martinez-5; Scott McGregor-3; Storm Davis & Jim Palmer-2 each; Mike Boddicker, Mike Flanagan, John Flinn and Sammy Stewart-1 each.

**Lifetime for the O's:** he has saved 10 each for D. Martinez, McGregor & Palmer; 6 each for Flanagan & Steve Stone; 5 for Rudy May; 4 for Ross Grimsley; 2 each for Davis & Dave Ford; 1 each for Boddicker, Dick Drago, Flinn, Joe Kerrigan, Dyer Miller and Stewart.

**Starts:** He has started only 2 games in 360 big league appearances and lost both for the Yankees in '75—to Boston July 27 and to California Aug. 24.

**"Sudden Death" Wins:** Tippy won 2 games in "sudden death" last season... Thirteen (13) of his 22 career victories at Memorial Stadium have come in that dramatic fashion. In '79, the O's won 9 games that way and Tippy was the winning pitcher in 5 of them (including 3 in relief of Steve Stone).

**vs. New York:** In 9 appearances against the organization that signed him to his 1st pro contract, Tippy was all but perfect. He didn't allow a run in 14.1 innings and was 2-0 with 5 saves.

## TIPPY MARTINEZ (Cont.)

Since coming over from the Yankees in the 10 player deal on June 15, '76, he has appeared in 43 games against New York (a career high vs. one team) and has compiled an 8-5 record with 7 saves plus a 2.44 era (59 ip, 50 h, 16 er).

**vs. Other Opponents:** Tippy is undefeated lifetime against Texas, Seattle and Toronto. . . Vs. the Rangers he is 5-0 with 6 saves and a 2.11 era in 23 games; he's 2-0 with 5 saves despite a 5.47 era against the Blue Jays in 23 outings, and 2-0 with 4 saves vs. Seattle with a 1.37 era (career low) in 18 games.

The only club he's never beaten is the Angels (he's 0-2), but has 9 saves against the Angels (tops vs. one club) and a 2.30 era. . . More detailed stats on this subject can be found on page 26.

**Home Runs:** Tippy has given up only 24 home runs during his major league career despite a career high yield of 6 "gophers" in '82. That averages to about one every 23 innings, or 1 every 15 outings for the lefty short reliever.

At Memorial Stadium, he's been even stingier, having served up only 7 home runs in 232 innings (143 games), an average of 1 per 33 innings or 1 every 20 games.

He's given up 7 homers in New York (5 at Y.S., 2 at Shea), 5 at Detroit, 2 at Texas and one each at Boston, Chicago and Seattle. He's never been lit up in California, Cleveland, K.C., Milwaukee, Minnesota (either place), Oakland or Toronto.

The Tigers have damaged him the most with 8 lifetime homers off Tippy (1/3 of the total). . . Yankees-4, Red Sox and Rangers-3 each, Angels & White Sox-2 each and the Mariners & Royals-one each.

The following 6 clubs have never hit a homer off Tippy: Orioles, Indians, Brewers, Twins, A's & Blue Jays.

Only 2 players have hit 2 homers against him lifetime: Carl Yastrzemski (7/27/75 at Shea and 5/20/76 at Y.S.) and Lance Parrish (9/16/80 at Balto. and 5/24/81 at Detroit).

Seven different batters have homered at Baltimore: Hal McRae-KC (4/23/78); Marv Foley-Chi. (4/19/80); Jim Sundberg-Tex. (5/12/80); Parrish-Det. (9/16/80); Bert Campaneris-Cal. (8/30/81); Don Baylor-Cal. (5/1/82) and Larry Herndon-Det. (9/23/82).

He has never thrown a grand slam and the only 3-run homer he's ever allowed was to Boston's Carney Lansford on Aug. 16, '82. He's given up 12 homers with one on and 11 solo shots. Seven of his home run balls have produced the gwrbi for the opposition including 3 in "sudden death," most recently by the Tigers John Wockenfuss in the 9th inning on Sep. 29, '82.

By Year: '74-0, '75-2, '76-1, '77-2, '78-4, '79-0, '80-5, '81-4, '82-6.

He had one stretch of 65 straight homerless appearances (123.2) between May 23, '78 and Apr. 19, '80, and another of 55 games without a home run between May 20, '76 and July 26, '77.

### PREVIOUS CAREER HIGHLIGHTS BY YEAR

**1981:** Was 2-2 with 9 saves in 21 appearances before the strike, but only 1-1 with 2 saves in 16 games during the 2nd half. . . Was scored on in only 13 of 37 games and prevented 39 of 51 inherited baserunners from scoring (.756). . . Didn't allow a run in a stretch of 12 appearances, spanning 15.2 innings, from Apr. 27 to May 24. Was O's Rolands winner for 2nd time.

**1980:** Set career highs in games (53) and innings (81) that were broken in '82. . . Pitched 9 straight scoreless innings over 10 games from July 23 thru Aug. 23.

**1979:** Retired 23 straight Oakland batters on July 23rd at Baltimore. After walking 1st batter he faced, he pitched 7.2 perfect innings and earned the win on a Pat Kelly slam.

Over 5 straight appearances starting July 23, he yielded only one hit and no walks and retired 36 of 38 batters faced. . . Also retired 18 of 19 hitters in consecutive appearances June 22 & 23, both vs. Detroit, and won both games in "sudden death."

Did not pitch in the ALCS, but did relieve in 3 WS games (#2, 5 & 7).

**1978:** Hampered by tendinitis and finished with highest era of career (4.83). . . All 3 of his losses were to Yankees. . . Went 26 days between appearances Sep. 2 to 26.

**1977:** Led O's relievers in appearances, saves and era. . . Beat Yankees' Sparky Lyle twice and saved a win for Palmer over Catfish Hunter.

**1976:** After coming to Baltimore June 15, he was 3-1 with 8 saves and a 2.57 era (12 er in 42 ip) for the O's.

**Yankees:** Was originally signed for the Yankees by Sam Suplizio as an undrafted free agent off the Colorado State (Ft. Collins) campus in '72. . . One year later he led Carolina League in saves (15) and was 13-8 while fanning 160 in 105 innings.

Joined Yankees for 1st time in Aug. '74, then almost made club at start of '75. However, an injury to Dick Tidrow (rhp) necessitated adding another righthander to the staff instead. . . He won the James P. Dawson Award as the top rookie in the Yankees' '75 spring camp.

Was recalled from minors July 16, '75 and went on to lead the staff in saves (8). . . Lyle was 5-7 with only 6 saves that year for N.Y.

**Amateur Background:** He played football, basketball and baseball at La Junta High School, and was drafted as an outfielder by the Washington Senators after his senior year on a late round in June '69, but chose to attend Colorado State.

**Personal:** Tippy is of Spanish-Mexican descent, but is a 3rd generation American and speaks little Spanish. . . He and his wife, the former Carol Sarlo, were classmates (graduated '69) at La Junta High. . . They have 2 children: Jacen Anthony (8/2/70) and Courtney Ann (10/10/78).

Tippy owns a home in Towson and now splits his winters between the Baltimore area and Englewood. . . His hometown of La Junta held a "Tippy Martinez" day in his honor after the '79 World Series.

## SCOTT HOUSTON MCGREGOR


Born: Jan. 18, '54; 6'1"; 190; Bats, L-R; Throws, L; Position: P.

**Birthplace/Residence:** Born in Inglewood, but grew up in El Segundo, Cal. (Both in L.A. area). Now lives in Phoenix, MD (Baltimore County).

**Contract Status:** Signed five-year contract extending thru '85 on Dec. 6, '80.

**Tenure:** Six years, 25 days.

**Signed Originally with:** New York Yankees.



YEAR CLUB	W-L	ERA	G	GS	CG	SHO	SV	IP	H	R	ER	BB	SO
1972 Ft. L'dale-1	7-3	2.73	11	11	7	3	0	79	66	30	24	25	54
1973 West Haven	12-13*	3.29	27	27	14	2	0	197	197	95	72	63	126
1974 Syracuse	13-10	3.44	27	27	12	3	0	199	204	88	76	75	124
1975 Syracuse	6-9	3.99	21	20	5	2	0	124	134	73	55	60	72
1976 Syr.-Roch.-2	12-6	3.06	24	23	14	*6	0	162	159	59	55	40	83
Baltimore	0-1	3.60	3	2	0	0	0	15	17	7	6	5	6
1977 Baltimore	3-5	4.42	29	5	1	0	4	114	119	57	56	30	55
1978 Baltimore	15-13	3.32	35	32	13	4	1	233	217	98	86	47	94
1979 Baltimore	13-6	3.34	27	23	7	2	0	175	165	70	65	23	81
1980 Baltimore	20-8	3.32	36	36	12	4	0	252	254	101	93	58	119
1981 Baltimore	13-5	3.26	24	22	8	3	0	160	167	63	58	40	82
1982 Baltimore	14-12	4.61	37	37	7	1	0	226.1	238	126	116	52	84
M.L. Totals	78-50	3.68	191	157	48	14	5	1175	1177	522	480	255	521

\* Led league • Tied for league lead

1—Selected by New York Yankees' organization in June '72 free agent draft (1st round, regular phase). . . Signed on 6/28/72.

2—Acquired by Baltimore organization from Yankees' organization on 6/15/76, and assigned by Syracuse to Rochester (International League) in exchange for contract of pitcher Jimmy Freeman. . . At the same time, Baltimore acquired pitchers Rudy May, Tippy Martinez and Dave Pagan and catcher Rick Dempsey from the Yankees in deal for pitchers Ken Holtzman, Doyle Alexander, and Grant Jackson and catcher Elrod Hendricks.

### League Championship Series Record

YEAR CLUB OPP.	W-L	ERA	G	GS	CG	SHO	SV	IP	H	R	ER	BB	SO
1979 Bal. vs. Cal.	1-0	0.00	1	1	1	1	0	9	6	0	0	1	4

### World Series Record

YEAR CLUB OPP.	W-L	ERA	G	GS	CG	SHO	SV	IP	H	R	ER	BB	SO
1979 Bal. vs. Pit.	1-1	3.18	2	2	1	0	0	17	16	6	6	2	8

### All-Star Game Record

YEAR CLUB SITE	W-L	ERA	G	GS	CG	SHO	SV	IP	H	R	ER	BB	SO
1981 A.L., Cle.	(selected, did not appear)												

**Low-Hitters: Two-Hitters**—1, May 22, '80 vs. Det. at Bal; **Three-Hitters**—5 (3 in '81), the latest Aug. 22, '81 at Oak; **Four-Hitters**—4, the latest June 24, '80 vs. Tor. at Bal.

**Strikeout Highs:** 11—Sep. 25, '81 at N.Y., 9—May 13, '81 at Tor.

**Winning Streaks:** 7—Apr. 30 thru June 11, '78; 5—Apr. 27 thru May 22, '81.



## SCOTT MCGREGOR (Cont.)

Pitches: Fastball, curve, slider, and change.

### THE 1982 SEASON

Hampered by arm problems the 2nd half of the season, Scott finished with the highest earned run average of his professional career at 4.61. He did set a personal best for starts with 37 and once again had the best walks/innings pitched ratio on the club.

With a 47-25 record over the last 3 years, Scott is tied for 2nd in the majors in victories and leads the American League in winning percentage (.653) over that span.

**Season Summary:** Scott was 10-6 with a 3.93 era (63 er/144.1 ip) in 20 games in the 1st half of the season before slipping to 4-6, 5.82 (53 er/82 ip) in 17 starts after the all-star break.

**1st 4 Months:** He was 0-2 in his 1st 4 starts with a 4.55 era but then went 12-5 from Apr. 28 thru July 28 to move into 2nd place in the A.L. in wins. . . His best stretch was a 6-1 performance over 7 starts from Apr. 28 thru May 24 in which he compiled a 2.45 era (16 er/58.2 ip). . . Four of Scott's 7 complete games in '82 came in that period.

**Last 2 Months:** From August 1 on, he went 2-5 in his last 13 starts with a 6.83 era (41 er/54 ip). . . Much of the difficulty he encountered can be attributed to shoulder problems (see below).

After defeating Chicago on July 28, lost his next 5 decisions (over 6 starts) before beating the Yankees on Sep. 8. . . Only other victory in the last 2 months was a 5-2 triumph against Cleveland on Sep. 18. . . However, after the last of 5 straight losses on Aug. 19 at Minnesota, those 2 victories vs. N.Y. and Cleveland represented his only decisions in his final 8 starts.

**Arm Problems:** While he started to have problems with tightness and weakness in the muscles of his left shoulder at the time of the all-star break, Scott's pain worsened in mid-August. . . Failed to retire a batter in successive starts on Aug. 18 at Minnesota and Aug. 26 vs. Toronto and then underwent 10 days of rest and therapy before returning to the rotation. . . Took his regular turn after that, but pitched more than 6 innings only once in last 7 appearances.

Underwent a therapy and exercise program over the winter designed to stretch the muscles in the shoulder. . . Used a similar approach after the '80 season to help cure problems with his left elbow (see "Injuries" below).

**Odds and Ends:** Yielded a career high 31 home runs, 4 shy of the club record set by Robin Roberts in '63. . . Had never allowed more than 19 gopher balls in any one season. . . Surrendered 3 homers in a game twice and 2 on 9 other occasions.

Posted 7-6 records both home and away. . . Tippy Martinez saved 3 of his wins with Sammy Stewart and Tim Stoddard picking up 2 saves each.

### 1982 AND MAJOR LEAGUE CAREER

**Winning:** In the last 3 seasons ('80-'82), Scott's 47 wins tie him with K.C.'s Larry Gura, Detroit's Jack Morris, and Montreal's Steve Rogers for 2nd in the big leagues behind Steve Carlton of Philadelphia (60). . . Only Carlton has a better won-lost percentage in that period (.60-24, .714).

In addition, Scott is 60-31 (.659) since the start of '79 (tied with Ron Guidry for best W-L pct. in A.L.) and 75-41 (.647) beginning Apr. 30, '78. . . Prior to that, was just 3-9 in the major leagues. . . Is 7th on the club's all-time list in winning percentage (.609) and 8th in career victories (78).

April is the only month in which he has a lifetime losing record (4-8). . . In the other months he is: May (17-5), June (12-7), July (14-8), August (14-12), September (15-10), October (2-0).

**Control:** Scott yielded just 2.07 bases on balls per every 9 innings (52 walks/226.1 ip), to compile the best ratio among the O's regular starters for the 5th year in a row. . . Walked more than 2 batters in only 8 starts and more than 3 only once.

His overall '82 ratio placed him 8th among 49 A.L. qualifiers as Tommy John topped the league with 1.58 walks every 9 innings. . . Led the league with a 1.18 average in '79 and his career ratio of 1.95 walks/9 innings is 3rd best in club history (500 innings minimum) behind Dick Hall (1.47) and Robin Roberts (1.81).

Over the last 5 years has issued no more than one walk in 92 of 150 games. . . In one month-long stretch in '79, pitched 46.1 consecutive innings without walking a batter. After passing Toronto's Dan Ainge on June 29, didn't walk another until Amos Otis waited him out on July 19. . . Walked career high 6 batters vs. Toronto on Apr. 9, '78 but shut out Jays, 4-0.

**Shutouts/1-0 Scores:** While he pitched just one shutout in '82, Scott's 14 shutouts over the last 5 seasons is 3rd in the A.L. in that span behind Mike Caldwell and Ron Guidry (15 each). . . Is tied for 6th on the O's all-time shutout list (14).

Only '82 shutout was 5-hit blanking of Minnesota on May 20 at Baltimore, 6-0. . . Has pitched 4 career shutouts against New York (see "Blanking the Yanks" below), 3 versus Toronto, 2 against Minnesota, and one each vs. California, Chicago, Cleveland, Detroit, and Oakland.

**Blanking the Yanks:** When Scott defeated New York last Sep. 6, 8-2, it ended a very unusual streak. . . His 1st 5 career victories against the Yankees had all been shutouts, 3 by 1-0 scores. . . In fact, in that Sep. 6 contest at Yankee Stadium, Scott actually left with a shutout, pitching 5.2 scoreless innings before Sammy Stewart allowed 2 runs for the 8-2 final. . . Is now 6-5 lifetime against New York.

Has gone the route in 4 of 5 Yankee shutouts: Aug. 13, '78 at Baltimore (3-0, see "Bizarre Yankee Shutout" below); Aug. 17, '80 at Baltimore (1-0); Sep. 25, '81 at N.Y. (1-0); Oct. 3, '81 at Baltimore (3-0). . . In addition, also defeated New York at Yankee Stadium on Aug. 3, '79, 1-0 with 9th inning relief help from Tippy Martinez. . . Has won 5 of last 6 decisions versus N.Y.

**Bizarre Yankee Shutout:** Picked up 1st lifetime win against the Yankees in a way that is no longer possible. . . In game of Aug. 13, '78, was leading, 3-0 thru 6 innings but was then touched for 5 runs in top of the 7th.

However, the rains came with the O's batting in their half of the inning, and the game was ultimately called. The score reverted to the last completed inning, and the O's won, 3-0. The rules have since been changed to prevent a recurrence.

That was the weekend in which 2 games were shortened by rain (Yanks won 1), and 2 others were interrupted by light failure.

**Vs. Other Opponents:** He was 3-0 against Oakland, 2-0 versus Milwaukee, and 3-1 against California.

**California Streak Snapped:** Won his 1st 3 starts against the Angels in '82 but lost, 6-5, to Steve Renko on July 19 at Memorial Stadium to snap a 12 game winning streak with California. . . Since losing to Dave Frost on Aug. 18, '78, had defeated California 12 times in as many starts with a 2.09 era (23 er/99 ip) in that span. . . The Angels' batting average against Scott in that period was .219 (79-for-361). . . The streak included an 8-0 shutout in the 4th and deciding game of the '79 ALCS when he checked the Angels on 6 hits.

Has a regular season career record vs. California of 11-3 with a 2.59 era (34 er/118.1 ip).

**Boston:** Was 0-3 against the Red Sox in '82 and is 2-8 lifetime. . . Has dropped 5 straight to Boston since beating Mike Torrez on June 28, '80.

**Milwaukee:** Was 1-5 lifetime and without a victory versus the Brewers since June '78 before going 2-0 in '82.

**Minnesota:** Had beaten the Twins 7 consecutive times before losing, 6-0, to Brad Havens on June 4 at Minnesota. . . Has 8-3 career mark against Minny.

**Texas:** Is 4-0 lifetime versus the Rangers but has not pitched against them since July 29, '80, when he beat Charlie Hough, 4-3.

**Toronto:** Has defeated the Blue Jays 5 straight times since dropping decision to Tom Underwood on June 26, '80. . . Is 7-2 in career vs. Toronto.

For full statistics vs. opponents, see page 26.

**Injuries:** Scott has been bothered with arm problems on several occasions prior to '82. . . In the spring of both '79 and '80, was bothered by inflamed muscles in the elbow, the result of trying to throw after his arm had become tight from a winter's inactivity. . . Went on therapy and strengthening program after the '80 season that resulted in injury-free '81 start.

In '80 felt a twinge while pitching in an exhibition game on March 30 and did not work again for 23 days when made 1st regular season start on Apr. 22. . . In '79, didn't win 1st game until the season was 2 months old (June 11) and made only 4 appearances over the 1st 7 weeks, thanks to sore left elbow which originally developed the previous September.

### PREVIOUS CAREER HIGHLIGHTS BY YEAR

**1981:** He had the lowest era among O's starters at career best 3.26 while winning 13 games, tying for 2nd highest win total in A.L. (4 pitchers won 14 games). . . Was tied for 5th in the league in shutouts (3),

## SCOTT MCGREGOR (Cont.)

had the 6th highest winning percentage (.722), and placed 2nd on the club to Dennis Martinez in wins, complete games, innings pitched and strikeouts.

Was selected to A.L. pitching staff for all-star game but did not see action in Aug. 9 game at Cleveland... Fanned a career high 11 batters against New York on Sep. 25.

1980: Scott became a 20-game winner for the 1st time in his career when he defeated Cleveland's Len Barker (also going for 20th win) on the final day of the season... Combined with Steve Stone (25 victories) to give the O's the only staff in the majors with 2 20-game winners.

Was 3rd in the league with .714 winning percentage while setting career highs for wins, innings (252), and strikeouts (119) and matching shutout high (4)... Went 19-6 after May 21.

1979: He recovered from a sore elbow and an 0-2 record over the 1st 2 months to go 13-4 with a 2.94 era starting June 11... After 0-2 start, never lost as many as 2 straight again.

In addition to posting the league's lowest walks/9 ip average (1.18), also had the best ratio of men on base to innings pitched, +15 (175 ip, 165 h, 22 bb, 2 hb)... Was chosen A.L. "pitcher of the week" for Aug. 27-Sep. 3 after pair of complete game wins vs. Minnesota.

ALCS: Scott became the 1st pitcher other than Jim Palmer to clinch a pennant for the O's when he shut out California in the 4th game of the ALCS at Anaheim on Oct. 6... Threw a 6-hitter, walked 1 and fanned 4.

Though the O's won the game, 8-0, it was a lot closer than that until the Birds struck for 5 runs in the 7th inning... In the 5th, the O's led 3-0, but the Angels loaded the bases with 1 out... Then, a brilliant play by Doug DeCinces took Scotty and the O's out of a dangerous situation when he turned Jim Anderson's possible game-tying 3-run double into a miraculous inning ending double play.

WS: Scott drew the O's starting assignment for game 3 at Pittsburgh and was shaky at the start. At the point that a 1:07 rain delay intervened, the O's had just scored twice in the 3rd, but still trailed the Pirates, 3-2.

After play resumed Scott was completely in control and went on to limit the Bucs to 1 run and 4 hits over the last 7 innings. Meanwhile, the Birds pounced on John Candelaria and Enrique Romo for 5 in the 4th and went on to win, 8-4. Scott went the route, allowing 9 hits and no walks while fanning 6.

With the series deadlocked at 3 apiece, Scott earned the start in game 7. He led, 1-0 on Dauer's 3rd inning home run until the 6th when Willie Stargell hit a 2-run shot. The score remained 2-1 when Scott left for a pinch-hitter in the 8th, and he received the 4-1 loss as the Pirates scored 2 more in the 9th off 5 O's relievers... Scott's total for the game: 8 ip, 7 h, 2 bb (both intentional)... In last 15 innings in series, allowed just 11 hits and 3 earned runs.

1978: In 1st year as regular starter, started slowly with 0-3 record and 13.50 era thru Apr. 24... Was 15-10 with 2.74 era from then on... Retired 1st 20 batters against K.C. on Aug. 20 before Hal McRae doubled with 2 out in the 7th, precipitating a 2-run outburst that resulted in 2-0 Royals' win... Retired 23 straight Boston batters in one stretch on Sep. 5.

1977: He was 2-1 in 5 starts and 1-4 with 4 saves in 24 relief appearances... Picked up 1st big league win in starting role against Cleveland on Apr. 20, then waited 4 months and 4 days for next victory, in relief on Aug. 20 vs. Chicago.

Minor Leagues: Scott was the Yankees' 1st pick in the June '72 free agent draft... Went to spring training 4 straight years with the Yankees at Fort Lauderdale ('73-'76) but never spent a day on the regular season roster.

Was named the International League's top lefthanded pitcher in '76.

Amateur Background: Scott was a teammate of K.C.'s George Brett (whom he out-hit senior year) at El Segundo High School where he was 51-5 with an 0.29 era (including 18-1 as a senior) in 4 seasons... Also played basketball there.

Played Little League, Babe Ruth League, and American Legion baseball... His El Segundo team won the Babe Ruth world championship in '69.

Personal: Has attended El Camino Jr. College... Hobby: photography... Is very active in the Fellowship of Christian Athletes and coordinates the Orioles' chapel services... Is the club's player representative... Spent part of the winters in '79 and '81 teaching at Gilman School in Baltimore.

Scott and his wife, the former Cara Bell, were married in Baltimore on Sep. 27, '76... They have 2 children: Eric Scott (11/22/78) and Katherine Noel (10/28/80)... The McGregors recently built a new home in the Phoenix suburb of Baltimore.

## EDDIE CLARENCE MURRAY


Born: Feb. 24, '56; 6'2"; 200; Bats, L-R; Throws, R; Position: 1B.

Birthplace/Residence: Born and raised in Los Angeles, Cal. Now lives in Phoenix, Md. and L.A.

Contract Status: Signed five-year contract (with option for a sixth year) extending thru '85 season on Dec. 26, '80.

Tenure: Six years.

Signed Originally with: Baltimore.



YEAR CLUB	AVG.	G	AB	R	H	2B	3B	HR	RBI	BB	SO	SB	CS	HP
1973 Bluefield—1	.287	50	188	34	54	6	0	11	32	19	46	6	1	2
1974 Miami	.289	131	460	64	133	29	7	12	63	58	85	4	3	5
Asheville	.286	2	7	1	2	2	0	0	2	1	1	0	0	0
1975 Asheville	.264	124	436	66	115	13	5	17	68	53	79	7	4	4
1976 Charlotte	.298	88	299	46	89	15	2	12	46	43	41	11	3	1
Rochester	.274	54	168	35	46	6	2	11	40	34	27	3	1	1
1977 Baltimore	.283	160	611	81	173	29	2	27	88	48	104	0	1	1
1978 Baltimore	.285	161	610	85	174	32	3	27	95	70	96	6	5	1
1979 Baltimore	.295	159	606	90	179	30	2	25	99	71	78	10	2	2
1980 Baltimore	.300	158	621	100	186	36	2	32	116	54	71	7	2	2
1981 Baltimore	.294	99	378	57	111	21	2	*22	*78	40	43	2	3	1
1982 Baltimore	.316	151	550	87	174	30	1	32	110	70	82	7	2	1
M.L. Totals	.295	888	3376	500	997	178	12	165	586	353	474	32	15	8

GWRBI: '79-14; '80-16; '81-10; '82-20. Total: 60.

\* Led league

\* Tied for league lead

1—Selected by Baltimore organization in June '73 free agent draft (3rd round, regular phase)... Signed on 7/1/73.

### League Championship Series Record

YEAR CLUB OPP.	AVG.	G	AB	R	H	2B	3B	HR	RBI	BB	SO	SB	CS	HP
1979 Bal. vs. Cal.	.417	4	12	3	5	0	0	1	5	5	2	0	0	0

### World Series Record

YEAR CLUB OPP.	AVG.	G	AB	R	H	2B	3B	HR	RBI	BB	SO	SB	CS	HP
1979 Bal. vs. Pitt.	.154	7	26	3	4	1	0	1	2	4	4	1	0	0

### All-Star Game Record

YEAR CLUB SITE	AVG.	G	AB	R	H	2B	3B	HR	RBI	BB	SO	SB	CS	HP
1978 A.L., S.D.														
1981 A.L., Cle.	.000	1	2	0	0	0	0	0	0	0	0	0	0	0
1982 A.L., Mil.	.000	1	1	0	0	0	0	0	0	1	0	0	0	0
A.S.G. Totals	.000	2	3	0	0	0	0	0	0	1	0	0	0	0

Career Highs, Game: Runs—4, Sep. 18, '78 at Cle. (ties club record); Hits—5, Apr. 17, '82 at Chi. (ties club record); 4, ten times (including 3 in '82), the latest Sep. 24, '82 at Mil.; Home Runs—3, twice, Aug. 29, '79 at Min. and Sep. 14, '80 at Tor. (ties club record); 2, seven times (twice in '82), the latest Aug. 26, '82 vs. Tor. at Bal.; RBI—7, Aug. 29, '79 at Min.; 6, Aug. 16, '81 vs. Chi. at Bal.; 5, Sep. 19, '81 vs. Mil. at Bal. and Aug. 26, '82 vs. Tor. at Bal.

Hitting Streaks: 19, Apr. 18 thru May 8, '79; 16, June 3 thru 19, '80; 15, Sep. 16 thru Oct. 1, '77; 14, July 8 thru 24, '79 and Apr. 5 thru 25, '82 (1st 14 games of the season).

### 1982 SEASON

Despite the fact he missed 12 games, Eddie won the Orioles' "triple crown" for the 2nd straight year, leading the club in batting (career high .316), home runs (32, matches personal best), and runs batted in (110). He enjoyed one of the best starts in O's history, had a career high 82 walks, and established a club record with 20 game-winning rbi, one shy of Don Baylor's league-leading total.

He also finished among the American League leaders in batting (4th), home runs (tied for 5th), rbi (6th), slugging (3rd, .549), on-base percentage (5th, .395), total bases (7th, 302), and hits (14th, 174) while leading Baltimore in each of those departments.



## EDDIE MURRAY (Cont.)

In addition, he had the top fielding percentage among A.L. first basemen for the 2nd year in a row and earned his 1st Gold Glove Award.

For his efforts, Eddie finished 2nd in the balloting for the BBWAA's American League "most valuable player" and was a unanimous winner of the "most valuable Oriole" award for the 2nd consecutive season, the 3rd time in the last 5 years he has captured that honor.

In his 6 seasons with Baltimore, Eddie has averaged 27½ home runs and 97½ rbi while hitting at least 22 homers in each campaign.

**Batting:** Eddie topped the Orioles in batting for the 3rd time in the last 4 seasons while hitting .300 for the 2nd time. . . Is 4th on Baltimore's all-time list with .295 career average. . . Batted .306 (74-for-242) with 13 homers and 50 rbi in 71 1st half games and .325 (100-for-308) with 19 homers and 60 rbi in 80 contests after the all-star break.

**Torrid April:** Eddie had what was perhaps the hottest start in Orioles' history. . . Hit safely in the season's 1st 14 games at a .509 (28-for-55) clip with 4 homers and 15 rbi to fall 3 games shy of Dave Johnson's club record for most consecutive games hit safely at start of season.

For April, batted .441 (30-for-68) with 5 homers and 17 rbi in 18 games. . . Set a club record for hits in April and was leading the A.L. in batting, slugging (.794), and on base percentage (.506) at month's end.

April performance earned him the A.L.'s "player of the month" award, his 3rd career monthly honor and his 2nd straight (also was co-winner for Sep. '81). . . In addition, shared A.L. "player of the week" honors for Apr. 12-18 (with Chicago reliever Salome Barojas and Cleveland 1st baseman Andre Thornton) on basis of .600 (12-for-20) average and 1.000 slugging percentage.

**Injury:** In late April, Eddie began to have soreness in the back of his left hand and wrist, making it difficult to swing a bat, especially from the left side. The problem, diagnosed as tendinitis, forced him out of the starting lineup for 17 of Baltimore's 25 games between May 6 and 30. . . Did not play at all in 9 of those and did not bat in 5 other contests.

On account of the injury, batted just .153 (13-for-85) with 3 homers and 11 rbi in a 30 game span from Apr. 28 thru June 8, dropping his average from .509 to .293. . . Four of the hits and 3 of the rbi came in one game vs. Texas, May 27. . . Had so much difficulty swinging lefthanded that he actually batted righthanded for one at bat against Texas right-hander Steve Comer on May 31, flying to center. . . With warmer weather and medication, the pain subsided somewhat by the 1st week in June.

**Fast Finish:** Starting June 9, Eddie batted .324 (133-for-410) with 25 homers and 84 rbi over his final 107 games. . . Hit .403 (25-for-62) in 1st 17 games of that span (June 9 thru July 1), lifting average back to .327.

Hit a modest .282 (46-for-163) with 7 homers and 21 rbi in his next 43 games (July 2 thru Aug. 16) but then finished with a tear, batting .335 (62-for-185) with 15 homers and 51 rbi in his last 47 games beginning Aug. 17. . . Hottest stretch came in a 9 game span from Aug. 17 thru 26 when he hit at a .421 (16-for-38) clip with 6 homers and 19 rbi.

As in the past, he excelled in the final month (see "Great Endings" below), batting .320 (40-for-125) in 32 games in September/October with 8 homers and 28 rbi. . . Was selected A.L. "player of the week" for Sep. 20-26 (shared with Seattle's Bruce Bochte) when he hit .375 with 3 homers and 8 rbi.

**By Month:** April-.441 (30-for-68), 5 hr, 17 rbi, 18 g. . . May-.191 (9-for-47), 1 hr, 6 rbi, 20 g. . . June-.301 (25-for-83), 4 hr, 14 rbi, 22 g. . . July-.260 (27-for-104), 4 hr, 19 rbi, 27 g. . . August-.350 (43-for-123), 10 hr, 26 rbi, 32 g. . . September-.324 (36-for-111), 7 hr, 25 rbi, 28 g. . . October-.286 (4-for-14), 1 hr, 3 rbi, 4 g.

**Odds and Ends:** Tied club record with 5 hits at Chicago on Apr. 17. . . Led the O's with 44 game-tying or go-ahead rbi. . . Batted .336 (43-for-128) with 75 rbi with runners in scoring position. . . Hit .338 (97-for-287) with 18 homers and 58 rbi in 79 home games and .293 (77-for-263) with 14 homers and 52 rbi in 72 contests on the road. . . Tied Cleveland's Andre Thornton for A.L. lead with 18 intentional walks, matching club record established by Boog Powell ('70).

**MVP Vote/Other Honors:** Eddie placed 2nd to Robin Yount in the BBWAA selection of the A.L. "mvp", his highest finish ever. He had 228 points and was named on 27 of 28 ballots to outdistance Doug DeCinces (178) and Hal McRae (175) for 2nd. Yount received 27 1st place votes (Reggie Jackson got the other) and one 4th for 385 total points.

By winning "most valuable Oriole" honors, became just the 4th player to earn the award at least 3 times, joining Brooks Robinson (4

times) and Frank Robinson and Ken Singleton (3 times each). . . Was 1st Oriole to capture consecutive "mvp" awards since Jim Palmer ('72 & '73) and 4th in club history.

Named Orioles' "player of the month" twice (August and September) in balloting by "beat" writers and broadcasters.

## 1982 AND MAJOR LEAGUE CAREER

**Home Runs:** Eddie became just the 4th Oriole to hit 30 homers in a season more than once, joining Boog Powell (4 times), Frank Robinson (3 times), and Jim Gentile (twice). . . Hit 2 grand slams (see below), 7 homers with 2 men on, 9 with one on, and 14 with the bases empty.

**20 or More 6 Times:** Has hit 20 or more homers in each of his 6 major league campaigns. . . Only Powell (8) and Brooks (6) have had more 20 home run seasons for the O's. . . Eddie's 6 straight 20-homer seasons rank 2nd in the majors to Mike Schmidt (9 straight).

**Career Leaders:** Is 4th on Baltimore's all-time list with 165 home runs (see page 7) and is 6th in the majors in the last 6 years ('77 thru '82) behind: Schmidt (218), Jim Rice (189), Reggie Jackson (183), George Foster (182), and Gorman Thomas (175).

In '81 tied 3 others (Oakland's Tony Armas, Boston's Dwight Evans, and California's Bobby Grich) for the A.L. home run title with 22. . . Was only the 2nd time an Oriole has won or shared the title (Frank Robinson in '66).

**Among Switch-hitters:** Is one of just 3 switch-hitters in major league history to have multiple 30-homer seasons, joining Mickey Mantle (9) and Reggie Smith (2). . . Ranks 5th all-time among switchers in homers, trailing Mantle (536), Smith (314), Ken Singleton (222), and Ted Simmons (209).

**Multi HR Games/HR from Both Sides:** Hit two homers in a game twice in '82, and on both occasions, hit one from each side of the plate: Apr. 24 vs. Chi. (Kevin Hickey-lhp; Lamarr Hoyt-rhp) and Aug. 26 vs. Tor. (Ken Schrom-rhp; Dave Geisel-lhp), both times at Memorial Stadium. . . That feat tied the major league record for most games, hitting homers from both sides of the plate, season, previously accomplished by Mantle in '55 & '56. . . Eddie has now hit homers both lefthanded and right-handed in the same game 5 times in his career, tied for 3rd all-time behind Mantle (10), Smith (6), and Roy White (5).

Has tied club record with 3 homers in a game twice: Aug. 29<sup>2</sup>, '79 at Minnesota (2 off Geoff Zahn, 1 off Mike Marshall) and Sep. 14, '80 at Toronto (2 off Jackson Todd, 1 off Mike Barlow). . . Only other Oriole to accomplish the feat more than once was Powell (3 times). . . Has homered twice in a game on 7 occasions.

**Grand Slams:** For the 2nd straight season, hit 2 slams, both at Memorial Stadium: Apr. 5 (opening day) off K.C.'s Dennis Leonard and Aug. 26 off Toronto's Ken Schrom. . . Was one of 7 major leaguers with 2 slams, one shy of Larry Parrish's ml high. . . Has 6 career slams (4 at Memorial Stadium), tying for 2nd on the club's all-time list with Gentile and Brooks, one behind Powell (see page 10 for complete grand slam list).

★ ★ ★

**Runs Batted In:** He became the 5th Oriole to drive in 100 runs more than once, joining Powell (3 times), and Brooks, Frank, and Singleton (also twice each). . . Had season high 5 rbi vs. Toronto on Aug. 26. . . Had 19 rbi in 9 game span, Aug. 17-26.

**Among Leaders:** Over the last 5 years has 498 rbi and is 2nd in the majors to Jim Rice (514) during that period. . . His 6-year career total of 586 is 4th in O's history and ranks 5th in majors during that period ('77-'82).

**Youngest:** Was 4th Oriole to lead A.L. in rbi with 78 in '81. . . Was majors' youngest rbi leader (24 yrs. 7 mos.) since Texas' Jeff Burroughs (23 yrs, 7 mos.) in '74 and 2nd youngest in A.L. (to Burroughs) in last 38 years.

Became youngest Oriole ever to drive in 100 runs in a season in '80, and his total of 116 was club's 5th highest ever.

**Switchers:** In '80 Eddie and Ken Singleton (104) became only the 2nd switch-hitting duo to drive in 100 runs apiece in the last 50 years. . . Ted Simmons and Reggie Smith of the '74 Cardinals were the other pair.

**GWRBI:** With club-record 20 game-winning rbi in '82, now has 60 gwrbi since that became an official statistic in '79, the most of any player in the majors over 4 year span. . . Had 7 gwrbi in O's 24-4 streak, Aug. 20-Sep. 16.

★ ★ ★

## EDDIE MURRAY (Cont.)

**Ironman:** Although he missed a career high 12 games in '82 (9 with tendinitis in May and 3 due to mother's illness in June), he has played in 97.5% (888 of 911) of the O's games during his career... Has missed 18 contests in last 2 seasons after sitting out just 5 in 1st 4 campaigns... Played in 444 consecutive games from Aug. 21, '77 to July 14, '80, the 2nd longest streak in O's history to Brooks' 463.

**Switch-Hitting:** In '82, for the 4th time in his 6 seasons, Eddie had a better average and a higher power quotient as a righthanded batter.

**1982:** As an rhb, hit .370 (68-for-184), had a .614 slugging percentage, and homered every 16.7 at bats... From the left side, batted .290 (106-for-366), up from .257 in '81, had a .516 slugging percentage, and homered every 17.4 at bats, his highest frequency ever from the left side.

**Career:** Over the last 2 seasons, has enjoyed far more success righthanded, batting .376 (109-for-290), slugging .631, and homering every 16.1 at bats... As a result, his lifetime figures for average and slugging are superior from the right side although his home run frequency is still better as a lefthander.

**Righthanded:** .310 (327-for-1054), .514 slugging, 49 hr, 1/21.51 home run frequency.

**Lefthanded:** .289 (670-for-2322), .496 slugging, 116 hr, 1/20.02 home run frequency.

**Natural Righty:** Turned to switch-hitting in '75 and '76 while in the minors... Cal Ripken and Jim Schaffer (now with Royals) were instrumental in assisting him with the switch.

**vs. Opponents:** He enjoyed his greatest success against 4 clubs: Chicago-.511 (23-for-45), Cleveland-.413 (19-for-46), Toronto-.385 (10-for-26), and Boston-.380 (19-for-50)... Overall, hit .300 versus 7 teams... Had highs of 5 homers vs. Minnesota and 12 rbi against Milwaukee and Minnesota.

Owns a .300 lifetime average versus 7 A.L. clubs: Cleveland and Toronto-.340, Milwaukee-.323, Minnesota-.315, California-.314, Chicago-.310, and Boston-.300... Career highs are 16 homers vs. Boston, Detroit, Milwaukee, and Oakland and 60 rbi against Tigers... See pages 32-33 for complete statistics vs. opponents.

Hit safely in all 12 games vs. Chicago and has 14 game batting streak against White Sox over 2 seasons... Has .406 (28-for-69) average vs. Cleveland in last 2 years... In '82 hit .332 (89-for-268) with 15 homers and 56 rbi in 71 games vs. the Eastern Division and .301 (85-for-282) with 17 homers and 54 rbi in 80 contests against the West.

★ ★ ★

**Fielding:** Eddie led A.L. 1st basemen in fielding for the 2nd consecutive year with a .9971 percentage (4 errors in 1370 total chances), just ahead of Milwaukee's Cecil Cooper at .9967 (5 errors in 1531 total chances)... Did not play defensively in 14 games and thus finished 4th in A.L. in assists (97) and 5th in putouts (1269) and chances... Longest errorless game string was 49 from May 8 thru July 18, during which he handled 415 chances without an error.

**Gold Glove:** Won the O's first Gold Glove since '79 and 46th in club history, tops in the majors (see page 17)... Is O's only 1st baseman ever to receive the award, which is selected by vote of league managers and coaches.

**Career:** Has career fielding percentage of .99548 (34 errors in 7520 total chances) in 758 games at 1st base... Although he has a way to go, that figure is higher than the existing A.L. record for "highest percentage, 1000 or more games," currently held by Oakland's Jim Spencer (.99489).

Topped A.L. with .999 percentage in '81, committing just one error in 991 chances... Made only miscue on Sep. 21, ending string of 113 consecutive errorless games dating back to Sep. 7, '80, the longest of his career... Also led league with 91 assists.

Has finished 2nd among A.L. 1st basemen in chances 3 times ('79, '80, '81) and, in '78, his 1st year as full-time 1st baseman, paced league with 1,615 total chances (was a dh most of rookie year in '77).

**All-Star Games:** Was selected to A.L. all-star team as a reserve for 3rd time in '82... Played the final 4 innings at 1st, going 0-for-1 with a walk in the July 13 game at Montreal... Was also named to the squad for '81 game at Cleveland (0-for-2) and for '78 contest in San Diego (did not play).

**Great Endings:** Has always finished strong in his 6 major league seasons, combining for a .336 (239-for-712) average with 40 homers and 153 rbi in 184 games... Has hit over .300 during that period each year: '77-.364, '78-.305, '79-.333, '80-.328, '81-.360, '82-.320.

Tied for A.L. "player of the month" award in both Sep. '80 (with Jim Rice) and Sep. '81 (with Willie Wilson)... In Sep. '80, batted .342 with 8 homers and 30 rbi, only the 4th time an Orioles player has ever driven in 30 runs in a single month.

**Ejections:** Was ejected for 4th time in majors on July 10 at Oakland by Ken Kaiser for protesting balk call on Dennis Martinez... Was tossed out twice in '79: June 18 in Cleveland (by Larry Barnett) and Aug. 4 in N.Y. (by Rich Garcia) and once in '81: May 18 vs. Oakland (by Durwood Merrill).

## PREVIOUS CAREER HIGHLIGHTS BY YEAR

**1981:** Led A.L. with 78 rbi and tied 3 others for league honors with 22 homers... Tied for major league lead with 2 grand slams and placed among the league leaders in slugging (2nd, .534) and total bases (5th, 202).

Had an outstanding 2nd half, batting .331 (60-for-181) with 14 homers, 52 rbi, and .635 slugging percentage in 50 games after the baseball strike... Was unanimous selection as "most valuable Oriole" and finished 5th in A.L. "mvp" voting.

**1980:** Batted .300 for the 1st time and set personal highs with 100 runs, 186 hits, 32 homers, 116 rbi and 36 doubles... Was 5th in A.L. in both hr & rbi and topped O's in both categories... Batted .325 with 20 homers and 67 rbi in 80 games after the all-star break... Finished 6th in league "mvp" vote and 2nd in "mvo" balloting.

**1979:** Led club in batting with .29537 average, edging Ken Singleton (.29473) on last day of season... Had career high 19 game hitting streak from Apr. 18 thru May 8... Drove in winning run 6 times in games decided in 7th or later.

**CS/WS:** After striking out in his 1st 2 trips in game one of the ALCS, Eddie reached safely 10 times in his final 15 plate appearances with 5 walks and 5 hits... Was series' leading hitter at .417 (5-for-12) and top rbi producer with 4... Hit 3-run homer off California's Mark Clear in game 2.

Continued his success in 1st 2 games of the world series against Pirates, reaching safely 7 times in 8 plate appearances on 4 hits and 3 walks, including a solo homer off Bert Blyleven in game 2... However, over last 5 games, went 0-for-21 with just one walk.

In game 7 with O's trailing 2-1, in the bottom of the 8th, Eddie came up with 2 out and the bases loaded and lined a shot to deep right off Kent Tekulve. Dave Parker slipped while breaking on the ball, but then caught up with it to make the catch for the final out. That was the O's last threat in the decisive 7th game.

**1978:** Was easy winner of "most valuable Oriole" award after finishing 2nd to Singleton the year before... Was one of 3 in A.L. to play in all his club's games and was 2nd in league to "mvp" Jim Rice in total bases (293 to 406)... Led O's in runs, hits, and rbi.

**1977:** Tied Lee May for the club lead with 27 homers, setting an Orioles' record for a rookie (mark was broken by Cal Ripken, Jr. in '82)... Became 4th Oriole to win BBWAA "rookie of the year" award... Finished 2nd to Oakland's Mitchell Page for TSN rookie award.

**Early Career:** Was originally signed by Ray Poitevint and Willie Moore... Named to all-star teams in the Appalachian League ('73), Florida State League ('74) and Southern League ('75) while leading his club in homers in each of those years... Also led O's minor league system in '76 while splitting the campaign between Charlotte and Rochester.

**Amateur Background:** Starred in both baseball and basketball at Locke High School in Los Angeles (graduated '73)... Played 1st base and pitched (was 7-1 as a senior) and was center on the basketball team.

Five players on his '73 team went on to play pro baseball, including St. Louis shortstop Ozzie Smith and Minnesota pitcher Darrell Jackson, who served as tri-captains with Eddie.

Also played Little League, Babe Ruth and Connie Mack baseball.

## PERSONAL

**The Brothers Murray:** Eddie is one of 12 children (has 7 sisters and 4 brothers)... All 5 of the Murray boys have played pro baseball.

The youngest brother, Richard, played 53 games with San Francisco in '80, batting .216 with 4 homers and 24 rbi... Last season the righthanded hitting 1st baseman played with Cleveland's triple-A club at Charleston, batting .242 with 4 homers and 22 rbi in 40 games.



## EDDIE MURRAY (Cont.)

Both Venice and Leon (older than Eddie) played for a time in the Giants' system. Charles, who hit 37 homers and drove in 119 runs in the California League in '64, retired after reaching the AAA level in the Houston organization.

**Charity:** Eddie's contributions in the community earned him the Orioles' nomination for the 1983 Roberto Clemente Award, given annually by Major League Baseball to the player who best exemplifies the game on and off the diamond.

In the past year has been involved in the following charitable activities: United Cerebral Palsy, Sickle Cell Anemia, American Red Cross, United Way, John's Hopkins Children's Center, New Holiness Refuge Church, and the Park Heights Academy.

For the past 3 seasons, he has purchased 50 upper box seats for every Orioles' home game and distributed them to inner-city underprivileged youngsters thru the "Take Me Out to the Ballgame" program administered by the Baltimore Jr. Association of Commerce in cooperation with the City's Department of Human Resources.

During the last 3 years, has also made a number of appearances in the Baltimore schools, working in association with the Department of Education to impress upon youngsters at all grade levels the importance of discipline and staying in school.

**Miscellaneous:** Was elected to Charlotte's Baseball Hall of Fame in January, the result of his performance with the Charlotte O's in '76... Splits his winters between Baltimore and Los Angeles... Attended California State University in L.A... Single.

## JOSEPH (JOE) WILLIAM NOLAN, JR.

Born: May 21, '51; 6'0"; 190; Bats, L; Throws, R; Position: C.

**Birthplace/Residence:** Born, raised, and still resides in St. Louis, Mo.

**Contract Status:** Signed three-year contract extending thru '85 season on Jan. 20, '83.

**Tenure:** Six years, 48 days.

**Signed Originally with:** New York Mets.



YEAR CLUB	AVG.	G	AB	R	H	2B	3B	HR	RBI	BB	SO	SB	CS	HP
1969 Marion-1	.250	52	160	33	40	5	0	2	19	36	32	8	1	3
1970 Pompano Beach	.231	95	281	38	109	6	4	0	30	50	22	3	2	1
1971 Visalia	.277	120	393	51	90	17	3	13	75	83	68	3	3	3
1972 Memphis	.215	130	418	51	90	13	3	4	41	75	89	3	0	5
New York (N)	.000	4	10	0	0	0	0	0	0	1	3	0	0	0
1973 Tidewater	.240	97	287	34	69	9	1	4	25	42	41	1	1	1
1974 Tidewater	.269	57	145	18	39	8	0	5	20	30	17	2	0	2
1975 Richmond	.269	111	342	41	92	13	0	6	53	47	49	1	4	2
Atlanta-2	.250	4	4	0	1	0	0	0	0	1	0	0	0	0
1976 Richmond	.287	32	87	9	25	6	1	0	9	19	3	0	0	0
1977 Atlanta	.280	62	82	13	23	3	0	3	9	13	12	1	0	0
1978 Atlanta	.230	95	213	22	49	7	3	4	22	34	28	3	2	1
1979 Atlanta	.248	89	230	28	57	9	3	4	21	27	28	1	3	3
1980 Atlanta-Cincinnati-3	.307	70	176	16	54	8	0	3	26	15	12	0	0	0
1981 Cincinnati-4	.309	81	236	25	73	18	1	1	26	24	19	1	2	1
1982 Baltimore	.233	77	219	24	51	7	1	6	35	16	35	1	1	0
A. L. Totals	.233	77	219	24	51	7	1	6	35	16	35	1	1	0
N.L. Totals	.270	405	951	104	257	45	7	15	104	115	102	6	7	5
M.L. Totals	.263	482	1170	128	308	52	8	21	139	131	137	7	8	5

A. L. Totals	.233	77	219	24	51	7	1	6	35	16	35	1	1	0
N.L. Totals	.270	405	951	104	257	45	7	15	104	115	102	6	7	5
M.L. Totals	.263	482	1170	128	308	52	8	21	139	131	137	7	8	5

GWRBI: '80-2; '81-4; '82-4. Total: 10.  
 1—Selected by New York Mets organization in June '69 free agent draft (2nd round, regular phase).  
 2—Acquired by Atlanta Braves from New York Mets in deal for infielder Leo Foster on 4/4/75.  
 3—Granted free agency when refused option to minors on 6/12/80... Signed by Cincinnati Reds on 6/13/80.  
 4—Acquired by Baltimore Orioles from Cincinnati Reds in deal for pitcher Brooks Carey and outfielder Dallas Williams (both assigned outright to Indianapolis) on 3/26/82.

**Career Highs, Game: Hits**—4, June 11, '81 vs. N.Y. at Cin.; **Home Runs**—2, July 28, '78 vs. Mtl. at Atl.; **RBI**—4, twice (1 Cin.; 1 Bal.), Aug. 19, '81 vs. Phil. at Cin. and Aug. 24, '82 vs. Tor. at Bal.

**Hitting Streak:** 8, June 9 thru 24, '82.

**Re-Entry:** Joe was eligible for the re-entry draft last fall and was selected by 6 clubs in addition to the Orioles. He became just the 2nd Oriole in the 7-year history of the re-entry system to go thru the draft and then re-sign with the Birds. Al Bumbry was the 1st in '78, and John Lowenstein became the 3rd in February.

Joe is the 6th player that Baltimore has acquired or reacquired thru re-entry... See page 60 for complete list.

## THE 1982 SEASON

Joe was acquired by the Orioles during the last week of spring training and made 59 starts behind the plate. Despite his lowest average since '78 (.234), he set major league career highs with 6 homers and 35 rbi.

**Batting:** Joe batted .255 (27-for-106) with 4 homers and 22 rbi in 37 1st half games and .212 (24-for-113) with 2 homers and 13 rbi in 40 contests after the all-star break... Best month was June when he hit .317 (13-for-41) with 3 homers and 13 rbi in 14 games... Hit in a career high 8 straight games from June 9 thru 24 at a .458 (11-for-24) clip with 3 homers and 9 rbi.

**Home Runs:** He had a pair of game-winning homers: June 20, a 2-run pinch homer in the top of the 11th inning off Rich Gossage at New York, and Aug. 24, a grand slam (his 1st in the majors) in the bottom of the 10th off Toronto's Joey McLaughlin at Memorial Stadium.

**Fielding:** Joe fielded .978 (7 e/321 tc) in 72 games... While he threw out just 15 of 60 baserunners, nailed 7 of 10 from July 20 thru 27... Caught 3 Oakland A's stealing on July 24, including Rickey Henderson twice (one was an attempted steal of home).

**Odds and Ends:** Batted .288 (15-for-52) with 24 rbi with runners in scoring position... Was 2-for-12 (.167) as a pinch-hitter.

Hit .438 (7-for-16) in 6 games against Milwaukee with 2 homers and 9 rbi... That included a 4-for-6 performance against the Brewers' Moose Haas with both homers and 5 rbi.

## PREVIOUS CAREER HIGHLIGHTS

**Reds, '80-'81:** Joe was signed as a free agent by Cincinnati on June 13, '80 after refusing an assignment to the minors by Atlanta (with 3 years of major league service he had the option to do so, thereby gaining free agency).

Batted .310 (121-for-390) in 151 games over a season and a half with the Reds... Was Cincinnati's regular catcher in '81 and finished in a tie for 2nd on the club in batting at .309... Hit .357 (45-for-126) at Riverfront Stadium and fanned just 19 times in 264 plate appearances... Led all National League catchers in fielding with a .995 percentage (2 e/413 tc) in 81 games.

In '80, hit .312 (48-for-154) in 70 games for the Reds after joining the club in June... Batted safely in 24 of the last 27 games he started at a .356 (36-for-101) clip.

**Atlanta:** He served as Braves' backup catcher for 3 1/2 years ('77 thru June '80), first to Biff Pocoroba and later to Bruce Benedict, batting .247 (135-for-547) in that period.

Set an Atlanta Braves club record with 14 pinch hits (in 39 at bats) in '77, a mark that was broken by Mike Lum and Charlie Spikes in '79... Hit 1st major league home run in pinch hit role off Pittsburgh's Bruce Kison, May 12, '77.

Played in 4 games with Atlanta at end of '75 but had knee surgery after the season and saw action in just 32 games at Richmond in '76... Had also been hampered by knee problem thru most of the '75 season.

**Mets Organization:** He was originally signed for New York by Charley Frey... Made his major league debut with New York in Sep. '72, going 0-for-10 in 4 games... Led his league's catchers in putouts at Visalia (California) in '71 and Memphis (Texas) in '72 while in the Mets' chain... Was an Appalachian League all-star at Marion in '69.

**Amateur Background:** Joe earned 1st team all-state honors in baseball at Southwest High School in St. Louis (graduated '69)... Was a 2nd team all-state selection in football and turned down a scholarship offer from the University of Missouri to enter professional baseball.

**Personal:** Hobbies: golf, hunting, and fishing... He and his wife, the former Kathy Kinest were married on July 19, '69 and have 3 daughters: Patricia (12/8/69), Kelly (3/8/72), and Becky (3/10/79).

## BIRDS' FIRST GAME IN BALTIMORE IN '54

The modern American League Orioles made their Baltimore debut in Memorial Stadium on April 15, 1954 before a crowd of 46,354 including Vice President Richard M. Nixon who threw out the first ball. Behind the seven hit pitching of Bob Turley who fanned nine, the Orioles of Jimmy Dykes defeated Paul Richards' White Sox, 3-1, in Baltimore's first American league game in 52 years. Chico Carrasquel, the Chicago shortstop, was the first to bat in the new stadium and singled off Turley.

Clint Courtney won the distinction of hitting the first home run in the brand new stadium (built on the site of the previous municipally owned ballpark used by the International League O's). It was a bases empty blast off Virgil Trucks who also yielded a solo homer to Vern Stephens in the fourth and was the losing pitcher.

The Birds' starting lineup in that game was: Bobby Young, 2b; Eddie Waitkus, 1b; Gil Coan, cf; Vic Wertz, rf; Sam Mele, lf; Stephens, 3b; Billy Hunter, ss; Courtney, c and Turley, p.

Many have forgotten that the O's opened that first season on the road, at Detroit, where Don Larsen lost to Steve Gromek, 3-0, on April 13 (the Birds' first game ever)... The next day at Tiger Stadium (Apr. 14) Duane Pillette gave the O's their first victory, a 3-2 decision over Ray Herbert.

# JAMES (JIM) ALVIN PALMER


Born: Oct. 15, '45; 6'3"; 194; Bats, R; Throws, R; Position: P.

**Birthplace/Residence:** Born in New York City, but grew up in Los Angeles, Cal. and Scottsdale, Ariz. ... Now lives in Brooklandville, Baltimore County.

**Contract Status:** Signed thru '83 after agreeing to a two-year contract extension (plus an option year) in June '80.

**Tenure:** 16 years, 132 days.

**Signed Originally with:** Baltimore.



YEAR CLUB	W-L	ERA	G	GS	CG	SHO	SV	IP	H	R	ER	BB	SO
1964 Aberdeen—1	11-3	2.51	19	19	9	4	...	129	75	42	36	130	107
1965 Baltimore	5-4	3.72	27	6	0	0	...	92	75	49	38	56	75
1966 Baltimore	15-10	3.46	30	30	6	0	...	208	176	83	80	91	147
1967 Baltimore	3-1	2.94	9	9	2	1	...	49	34	18	16	20	23
Rochester	0-0	11.57	2	2	0	0	...	7	12	9	9	5	6
Miami	1-1	2.00	5	5	0	0	...	27	20	6	6	10	16
1968 Elmira	0-2	4.32	6	6	0	0	...	25	18	13	12	19	26
Rochester	0-0	13.50	2	2	0	0	...	4	4	6	6	8	6
Miami	0-0	0.00	2	2	0	0	...	8	4	2	0	9	5
1969 Baltimore	16-4	2.34	26	23	11	6	0	181	131	48	47	64	123
1970 Baltimore	20-10	2.71	39	39	17	*5	0	*305	263	98	92	100	199
1971 Baltimore	20-9	2.68	37	37	20	3	0	282	231	94	84	106	184
1972 Baltimore	21-10	2.07	36	36	18	3	0	274	219	73	63	70	184
1973 Baltimore	22-9	*2.40	38	37	19	6	1	296	225	86	79	113	150
1974 Baltimore	7-12	3.27	26	26	5	2	0	179	176	78	65	69	84
1975 Baltimore	*23-11	*2.09	39	38	25	*10	1	323	253	87	75	80	193
1976 Baltimore	*22-13	2.51	*40	40	23	6	0	*315	255	101	88	84	159
1977 Baltimore	*20-11	2.91	39	*39	*22	3	0	*319	263	106	103	99	193
1978 Baltimore	21-12	2.46	38	38	19	6	0	*296	246	94	81	97	138
1979 Baltimore	10-6	3.29	23	22	7	0	0	156	144	66	57	43	67
1980 Baltimore	16-10	3.98	34	33	4	0	0	224	238	108	99	74	109
1981 Baltimore	7-8	3.75	22	22	5	0	0	127	117	60	53	46	35
1982 Baltimore	15-5	3.13	36	32	8	2	1	227	195	85	79	63	103
M.L. Totals	263-145	2.79	539	507	211	53	3	3863	3241	1199	1134	1275	2174

\* Led league • Tied for league lead  
1—Signed by Baltimore organization as free agent on 8/16/63.

## League Championship Series Record

YEAR CLUB OPP.	W-L	ERA	G	GS	CG	SHO	SV	IP	H	R	ER	BB	SO
1969 Bal. vs. Min.	1-0	2.00	1	1	1	0	0	9	10	2	2	2	4
1970 Bal. vs. Min.	1-0	1.00	1	1	1	0	0	9	7	1	1	3	12
1971 Bal. vs. Oak.	1-0	3.00	1	1	1	0	0	9	7	3	3	3	8
1973 Bal. vs. Oak.	1-0	1.84	3	2	1	1	0	14.2	11	3	3	8	15
1974 Bal. vs. Oak.	0-1	1.00	1	1	1	0	0	9	4	1	1	11	4
1979 Bal. vs. Cal.	0-0	3.00	1	1	0	0	0	9	7	3	3	2	3
L.C.S. Totals	4-1	1.96	8	7	5	1	0	59.2	46	13	13	29	46

## World Series Record

YEAR CLUB OPP.	W-L	ERA	G	GS	CG	SHO	SV	IP	H	R	ER	BB	SO
1966 Bal. vs. L.A.	1-0	0.00	1	1	1	0	0	9	4	0	0	3	6
1969 Bal. vs. N.Y.	0-1	6.00	1	1	0	0	0	6	5	4	4	4	5
1970 Bal. vs. Cin.	1-0	4.60	2	2	0	0	0	15.2	11	8	8	9	9
1971 Bal. vs. Pitt.	1-0	2.65	2	2	0	0	0	17	15	5	5	9	15
1979 Bal. vs. Pitt.	0-1	3.60	2	2	0	0	0	15	18	6	6	5	8
W.S. Totals	3-2	3.30	8	8	1	1	0	62.2	53	23	23	30	43

## All-Star Game Record

YEAR CLUB SITE	W-L	ERA	G	GS	CG	SHO	SV	IP	H	R	ER	BB	SO
1970 A.L., Cin.	0-0	0.00	1	1	0	0	0	3	1	0	0	1	3
1971 A.L., Det.	0-0	0.00	1	0	0	0	0	2	1	0	0	0	2
1972 A.L., Atl.	0-0	0.00	1	1	0	0	0	3	1	0	0	1	2
1975 A.L., Mil.	0-1	22.50	1	1	0	0	0	2	5	5	5	1	3
1977 A.L., N.Y. (AL)	0-0	10.13	1	1	0	0	0	2.2	3	3	3	4	4
1978 A.L., S.D.	0-0	10.13	1	1	0	0	0	2.2	3	3	3	4	4
A.S.G. Totals	0-1	5.27	5	4	0	0	0	13.2	11	8	8	7	14

**Low-Hitters:** No-Hitter—1, Aug. 13, '69 vs. Oak. at Bal; **One-Hitters**—5, May 12, '67 at N.Y.; July 27, '73 vs. Cle. at Bal; June 8, '75 vs. K.C. at Bal.; Aug. 10, '76 vs. Min. at Bal.; Sep. 4, '82 vs. Min. at Bal.; **Two-Hitters**—11, the latest June 1, '78 at N.Y.; **Three-Hitters**—18, the latest Aug. 5, '82 vs. K.C. at Bal.; **Four-Hitters**—24 (2 in '82), the latest Sep. 25, '82 at Mil.

**Strikeout Highs:** 13—July 1, '71 at Cle.; 12—May 24, '77 vs. Mil. at Bal.

**Winning Streaks:** 11 (twice)—May 11 thru Sep. 1, '69 and June 7 thru Sep. 4, '82; 10—July 14 thru Aug. 26, '73; 9—Aug. 30, '77 thru Apr. 21, '78; 8—May 15 thru June 25, '72 and Aug. 23, '78 thru Apr. 6, '79.

# THE 1982 SEASON

**Pitches:** Fastball, slider, curve, and change.

Jim rebounded from an injury-plagued 1981 to tie for the American League lead with a .750 winning percentage (15-5) and finished 3rd with a 3.13 earned run average, his lowest era since 1978. In addition, he tied for 2nd on the O's staff in wins and strikeouts (103) and was 3rd in complete games (8) and innings pitched (227).

He also allowed the fewest runners per game in the American League, permitting just 10.23 runners to reach base for every 9 innings pitched (227 ip, 195 h, 63 bb). Jack Morris of Detroit was 2nd, allowing just 10.61 baserunners every 9 innings. Cincinnati's Mario Soto led the majors, 9.57.

After early-season problems which included a 3-week stint in the bullpen (see below), he went 14-3 after May 24, including 11 straight wins in one span to match a career high. Jim finished 2nd in the balloting for both the American League Cy Young and Comeback Player Awards.

With a career record of 263-145, he is now 27th all-time in victories.

**Slow Start/Bullpen Duty:** In his 1st 5 starts of the season, Jim was just 1-1 with a 6.84 era (25 ip, 32 h, 19 er). ... After his 5th outing at California on May 6, when he pitched to just 3 batters before retiring with a stiff neck, manager Earl Weaver decided to replace Jim in the rotation with Sammy Stewart.

Worked 4 times in relief over the next 3 weeks, allowing 8 earned runs in 7.2 innings (9.39 era) with a loss and a save. ... Pitched 4 perfect innings in relief of Stewart on May 14 at Seattle to record 1st save since July 19, '75. ... Picked up 1st relief loss since Sep. 10, '65 in defeat to Minnesota on May 18. ... See "In Relief" below for more details.

**Outstanding Finish:** Jim returned to the rotation on May 25 and was 14-3 over his final 27 starts with a 2.41 era (194.1 ip, 157 h, 52 er). ... Was also 13-2 in last 25 outings beginning June 7.

**250th Win:** In that 1st start back in the rotation on May 25, Jim defeated Texas, 10-3, at Arlington for his 250th career victory, all in a Baltimore uniform. ... Became the 32nd pitcher in major league history to record 250 wins, and the 1st Orioles' hurler to accomplish the feat. ... Ex-O's pitcher Robin Roberts won 286 big league games but just 42 with Baltimore. ... See page 140 for Palmer's winning milestones.

**Winning Streak:** After a loss to Toronto on May 30, Jim was 11-0 over his next 18 starts before being beaten at New York on Sep. 8. ... During that period, which tied the longest winning streak of his career (May 11-Sep. 1, '69), he compiled a 2.20 era (131 ip, 106 h, 32 er) with 5 complete games. ... Allowed more than 2 runs in only 5 of the 18 starts.

Was selected as the American League "pitcher of the month" for August when he was 4-0 with a 2.18 era in 8 starts. ... Was his 1st monthly award since Aug. '75.

**Consecutive Shutouts:** In Jim's last 2 outings of that 11-0 streak, he pitched back-to-back complete game shutouts, blanking Toronto on 4 hits on Aug. 31 and Minnesota on one hit on Sep. 4. ... Prior to that, had not hurled a shutout since Aug. 23, '78 vs. Oakland (see "Shutouts/Scoreless Innings" below).

In one-hitter against the Twins, allowed only a 5th inning single to Gary Gaetti. ... Walked 2 and fanned 7 in registering 5th one-hitter of career and 2nd versus Minnesota (see details in list below career record on page 134).

Those 2 performances earned Jim A.L. "player of the week" honors for Aug. 30-Sep. 5.

**Down The Stretch:** After his 11 game winning streak was snapped at N.Y. on Sep. 8, Jim was 2-0 with a 1.37 era (6 er/39.1 ip) in his 5 starts before the final game with Milwaukee. ... Had a big victory over the Brewers, 7-2, on Sep. 25 at County Stadium, allowing just 4 hits.

**Final Game:** With the '82 American League Eastern Division title on the line, Jim faced Milwaukee's Don Sutton in the regular season finale on Oct. 3 at Memorial Stadium. ... Palmer struggled from the beginning, allowing a solo homer to Robin Yount in the top of the 1st, giving the Brewers another run as a result of his own throwing error in the 2nd, and surrendering a 2nd bases empty home run to Yount in the 3rd.

After Cecil Cooper homered (giving Milwaukee a 4-1 lead) and Ted Simmons walked to lead off the 6th, Jim was lifted in favor of Tippy Martinez. ... His line: 5+ ip, 4 h, 4 r, 3 er, 3 bb, 0 so, 3 hr). ... Jim was the loser in the 10-2 final that gave the Brewers the Eastern crown.

**Cy Young Voting/Other Awards:** Jim finished 2nd to Milwaukee's Pete Vuckovich in the balloting for the A.L. Cy Young Award. ... He was named on 19 of 28 ballots and had 4 1sts, 12 2nds, and 3 3rds for 59 points to Vuckovich's 87 total points (14-4-5). ... Palmer has won the "Cy" 3 times (see below).



## JIM PALMER (Cont.)

In addition Jim was 2nd to Cleveland's Andre Thornton for both UPI's and TSN's A.L. "Comeback Player of the Year" honors... Was runnerup to Eddie Murray in "most valuable Oriole" voting.

**Odds and Ends:** Was 7-4 with 2.79 era at home and 8-1 with 3.43 on the road... Recorded season high 8 strikeouts on July 23 vs. Oakland, his most k's in a game since he fanned 10 Milwaukee Brewers, Aug. 2, '78. Tim Stoddard earned 3 saves and Tippy Martinez picked up 2 on behalf of Jim.

### 1982 AND MAJOR LEAGUE CAREER

**vs. Opponents:** In '82 Jim recorded his 20th career win against Detroit, Minnesota, Oakland, and Texas... Has 20 or more lifetime victories against all 11 pre-'77 expansion American League teams (Seattle and Toronto are exceptions)... No pitcher in the history of major league baseball owns 20 or more victories against as many teams... Tom Seaver has defeated 10 National League clubs 20 times while Steve Carlton and Phil Niekro have accomplished that feat against 9 N.L. clubs.

Jim has beaten New York 29 times followed by Cleveland (28), California (25), Chicago (24), Milwaukee and Texas (22 each), Detroit and Kansas City (21 each), and Boston, Minnesota, and Oakland (20 each)... Has 7 shutouts against both Yankees and Indians.

**New York:** His 29 career wins (16 losses) vs. the Yankees represents a high among active pitchers and ranks 12th on the all-time list (Walter Johnson leads with 60 wins over N.Y.) but just 6 wins out of 2nd place... Is 16-7 lifetime at Yankee Stadium and 7-3 since that ballpark was renovated (starting '76).

**Boston:** Has made more starts (55) and pitched more innings (416.1) against the Red Sox than any other A.L. club but is 0-1 since last beating them on Sep. 16, '79... Has pitched 25 complete games vs. Boston and has worked 8 or more innings in 34 of 55 starts.

**Chicago:** Is 0-1 against White Sox in last 2 years but has won 13 of last 16 decisions versus Chicago starting June 16, '74.

**Cleveland:** Is 10-1 against the Indians since the start of '77, including 3 straight... His 2.12 lifetime era (382.1 ip, 281 h, 90 er) versus the Tribe is his lowest against any opponent... Career record is 28-11.

**Detroit:** Was 2-0 against the Tigers in '82 and has defeated them 9 times in last 10 decisions since losing on July 31, '76... Is 14-2 beginning '74 and 21-11 lifetime.

**Seattle:** Has had more trouble with Mariners than any other club as his 2-3 record and 5.31 era (42.1 ip, 51 h, 25 er) attest... Did pitch 4 perfect innings in relief to record save at Seattle on May 14 but is 0-2 lifetime in 4 appearances at Kingdome with a 7.62 era (13 ip, 13 h, 11 er)... Didn't pitch at all against M's in '78 or '79.

**Texas:** Won all 3 starts versus the Rangers and is now 4-0 against them since losing on July 20, '80.

For additional information regarding Palmer against other clubs, see pages 41-51.



**20-Win Seasons:** In '78 he became the 1st 8-time 20-game winner in the American League in 43 years since Lefty Grove turned the trick for the 8th (and last) time in '35... Palmer, Grove, and Walter Johnson (a 12-time 20-gamer, for the last time in '25) are the only 3 in the 82-year history of the A.L. to have enjoyed 8 20-win campaigns.

Jim is only the 2nd major leaguer in the last 45 seasons to win 20 that often. Warren Spahn did it 13 times for the Braves, the last in '63.

Palmer is only the 6th among pitchers who worked exclusively in the 20th century and only the 16th in the entire history of major league baseball to notch 20 wins 8 times.

The major league record is 16 by Cy Young (between 1890 and 1909 in both leagues)... The N.L. mark is 13, held jointly by Spahn and Christy Mathewson.

Other multi 20-game winners over the last several decades include: Bob Lemon and Fergie Jenkins-7 each; Robin Roberts, Bob Feller, and Steve Carlton-6; Gaylord Perry, Catfish Hunter, and Tom Seaver-5; Luis Tiant-4.

**Lifetime Wins:** With a 263-145 record, Jim ranks 27th on the all-time list of winners... He is 6th among actives behind: Gaylord Perry (307), Steve Carlton (285), Jim Kaat (283), Fergie Jenkins (278), and Tom Seaver (264).

There are 5 other active pitchers with 200+ wins: Don Sutton (258), Phil Niekro (257), Tommy John (237), Luis Tiant (229), and Nolan Ryan (205).

Over the last 10 years ('73-'82), Jim's 163 victories is 2nd in the majors to Carlton's 175.

Jim is also 7th all-time and tops among active pitchers in victories with one club as all 263 of his wins have come with the Orioles... Walter Johnson is the all-time leader in this category (416).

**Low ERA:** Jim's 2.79 era is 5th on the all-time list (since era became an official stat in '12-NL and '13-AL) among pitchers with 3000 or more innings, and 2nd among actives behind Tom Seaver.

**The 5 Leaders:** (1) Walter Johnson-2.37... (2) Grover C. Alexander-2.56... (3) Seaver-2.68... (4) Whitey Ford-2.74... (5) Palmer-2.79.

Jim's era is the lowest in the A.L. since Johnson retired 55 years ago ('27)... He has finished in the A.L.'s "top 5" 10 times in the past 14 seasons (exceptions '74, '79, '80, '81) and has twice won the era title ('73, '75).

Over the past 10 seasons (starting '73) Jim's 2.84 era is the lowest in the majors (Seaver, 2.86).

**W-L Percentage:** Jim's .645 percentage is tops in the major leagues today (200 or more decisions minimum) and is 10th on the all-time list among those who have pitched in the 20th century exclusively... The leader is Whitey Ford (.690, 236-106).

'82 was the 2nd time he has led the league in winning percentage as he also topped the A.L. with an .800 (16-4) figure in '69.

**Shutouts/Scoreless Innings:** With his 2 shutouts in '82, Jim now ranks 12th on the all-time list with 53 (Walter Johnson leads with 113) and is 3rd among actives behind Don Sutton (56) and Seaver (54)... Behind Palmer are: Steve Carlton and Gaylord Perry (52), Nolan Ryan (50), and Ferguson Jenkins (48).

Jim's 10 shutouts in '75 are a club record and represent an A.L. high since Dean Chance had 11 in '64.

During an 18-day period in '78 (May 24 thru June 10), Jim pitched 4 shutouts in 5 starts. Three of them were in succession which gave him a piece of the club record along with Jack Fisher ('60), Hal Brown ('61), Milt Pappas ('64) and Tom Phoebus ('67)... He also had a string of 30.1 scoreless innings in that span, shy of the club record, 36, held by Hal Brown ('61).

With his 2 consecutive shutouts in '82, he has now pitched back-to-back shutouts 6 times in his career ('70, '73-2, '75, '77, '82).

**Winning Streaks:** He has won 11 straight twice, 10 in a row and 9 straight once each and 8 consecutive games twice... See listing under career record for complete details.

In one 13 month period, spanning 2 seasons (from Aug. 30, '77 thru Sep. '78), Jim put together 37 game winning streaks, including the last 7 decisions in both '77 & '78.

**1-0 Wins:** When Jim beat Toronto, 1-0, on Aug. 31, it was his 1st 1-0 complete game win since June 10, '78, against Oakland... He now has a 9-3 record in cg 1-0 decisions and is 10-5 overall... In '78 during the period in which he hurled 4 shutouts in 5 starts (see above), he went the route to win 1-0 3 times.

Among actives, Bert Blyleven (13), Gaylord Perry (12), and Fergie Jenkins (11) are the leaders in 1-0 wins.

**No-Hitter/Near Misses:** He no-hit Oakland Aug. 13, '69, beating Chuck Dobson, 8-0, only 4 days after coming off a 6 week stretch on the disabled list (2nd start).

In '73 he experienced 2 near misses, both in Baltimore... Had a perfect game with one out in the 9th vs. Texas on June 16 (had retired 1st 25 batters) when Ken Suarez singled. Jim ultimately won a 9-1 2-hitter... Then, on July 27, a leadoff single in the 8th by Cleveland's George Hendrick was the only hit he allowed.

Jim pitched a no-hitter in the minors, at Aberdeen (Northern League) in '64, his 1st pro season.

**Low Hitters:** Among his 211 complete games are 59 in which he has limited the opponent to 4 hits or less... See details listed below his career record on page 134.

**Club Records:** See pages 7 & 12.

**Cy Young:** Jim is one of just 4 pitchers to have captured the award as many as 3 times winning in '73, '75, and '76)... Steve Carlton is a 4-time recipient and Tom Seaver and Sandy Koufax each won 3 Cy Young Awards... The award has been presented since '56 with individual league awards beginning in '67.

He, Koufax and Denny McLain are the only ones to have won the award in 2 straight years (McLain shared his 2nd with Mike Cuellar).

In '75 and '76 Jim was the only pitcher named on all 24 ballots (2 per A.L. city)... He polled 108 points in '76 to win handily over Mark Fidrych (51 points). In '75, he totaled 98 points to win over Catfish Hunter (74 points)... In '73 he was named on 20 of 24 ballots good for 88 points to beat out Nolan Ryan (52 points).

## JIM PALMER (Cont.)

Jim has finished among the top 3 in Cy Young balloting 6 times: '73-1st, '75-1st, '76-1st, '77-2nd, '78-3rd, '82-2nd.

**Other Awards:** Was TSN's A.L. "pitcher of the year" in '73, '75 & '76, and has been named to TSN's A.L. all-star team (by vote of fellow A.L. players) as the top righthander a total of 6 times.

He was voted to the A.P. major league all-star team in '75 & '76 and to the A.P. A.L. all-star team in '77 & '78... He won 4 straight Gold Gloves as the top fielding pitcher in the A.L. from '76 thru '79.

Jim is a 2-time winner of the Sports Boosters of Maryland's "most valuable Oriole" award ('72 & '73) and has been runner-up 4 times: in '75 (to Ken Singleton), in '76 (to Lee May) and in '78 & '82 (to Eddie Murray).

He was voted "comeback player of the year" in '75 by TSN and UPI... He won the Joe Cronin Award in '76 for significant achievement in the A.L. and finished 2nd in the BBWAA's A.L. "most valuable player" balloting to Reggie Jackson in '73.

**All-Star Games:** Jim has been named to the A.L. all-star team 6 times ('70, '71, '72, '75, '77, '78) and has started 4 times ('70, '72, '77, '78). In his last 2 starts he didn't fare too well.

In '78 he gave up 3 hits, 3 runs (all earned), 4 walks and fanned 4 in 2.2 innings at San Diego, but didn't give up any home runs and didn't get the loss.

In '77 at Yankee Stadium he yielded 5 hits including 3 homers (Joe Morgan, Greg Luzinski and Steve Garvey) and was the losing pitcher, 7-5.

In 3 previous games ('70, '71, '72) he had pitched a total of 8 scoreless innings while allowing only 3 hits and 2 walks, and striking out 8.

Has not pitched in an all-star game in any of the 3 years that he went on to win the Cy Young... He wasn't picked to the squad in '73 and '76 and did not pitch in '75 because of a tender arm, but was on the team.

**WS/ALCS:** Has a 7-3 record, has appeared in a total of 16 post-season games (15 starts) for the O's, and has an aggregate era of 2.65 (122.1 ip, 36 er).

**1979:** Started ALCS game #1 vs. Nolan Ryan, but came out after 9 innings in a 3-3 tie... Don Stanhouse picked up the 6-3 win an inning later on John Lowenstein's 3-run homer.

In the WS, he was O's starter in games #2 & #6... In 2nd game came out after 7 for a pinch-hitter in a tie game. Stanhouse ultimately lost that one in the 9th.

He lost to John Candelaria in #6, 4-0, after giving up 10 hits and all 4 runs in an 8 inning stint.

**Pennant Clinchers:** Went the route to win the pennant clinching games in each of O's first 4 A.L. championship seasons... That string was broken in '79 by Scott McGregor.

In '66, Jim beat the K.C. A's Sep. 22 to wrap up the first A.L. title, then won the 3rd and final game of the ALCS against the Twins in '69 & '70 and the Oakland A's in '71 as the O's swept all 3 series.

**Youngest Shutout:** Became the youngest ever to pitch a WS shutout when he blanked Sandy Koufax, 6-0, in game #2 in '66 at Dodger Stadium on 4 hits and 6 L.A. errors. At the time Jim was 20 years, 11 months and 21 days old... That, incidentally, was Koufax' last game in professional baseball.

**'69-'70-'71 WS:** He won opening game of '70 series vs. Cincinnati and won game 2 in '71 vs. Pittsburgh... Then, he pitched 9 innings in game #6 against the Pirates, one of the biggest games in O's history, and left with score tied 2-2. The O's ultimately won in the 10th to force the series to a 7th game with Dave McNally getting the win in relief.

Jim's only world series loss until '79 was at the hands of the Mets in '69 game #3 to Gary Gentry, 5-0.

**ALCS Records:** Jim holds total series records for most wins (4, tied with Catfish Hunter), most complete games (5), most strikeouts (46) and most walks (19, tied with Mike Cuellar).



### CAREER SIDELIGHTS

**Big League Debut/Early Career:** Made his big league debut in relief at Boston Apr. 17, '65, then earned his 1st win on May 16, '65, also in relief, vs. Yankees' Pete Mikkelsen in Baltimore.

Led O's in wins (15) in '66, the Birds 1st pennant winning season... Dave McNally was 2nd with 13.

Pitched his 1st professional game at age 18, on May 1, '64 for the Aberdeen Pheasants (Northern League) at Grand Forks... He wasn't the pitcher of record in that game Aberdeen rallied to win 10-4. The big offensive gun for Manager Cal Ermer's club that night was shortstop Mark Belanger who had 2 triples and 3 rbi.

One week later, in his 2nd pro start, (May 8, '64) Jim won his 1st game and pitched his 1st shutout, a 3-hitter, also against Grand Forks, in 10 innings.

**Major Injuries:** Back and shoulder injuries nearly ruined his career in '67-'68. He worked in only 2 games for the O's between June 8, '67 and the start of the '69 season.

During that period, he pitched at Rochester, Elmira and Miami trying to shake the ailments, but it wasn't until a stint in the Puerto Rican winter league after the '68 season that he began to overcome his physical problems.

Since then he has been afflicted with a series of arm, shoulder and back problems, but only 3 times have the injuries been serious enough to put him on the disabled list.

**1969:** After recovering from his '67-'68 maladies, Jim jumped out to a 9-2 start in '69 before tearing shoulder muscles on June 26... He went on disabled list for 42 days, then, 4 days after being activated, pitched a no-hitter against Oakland.

**1974:** In his only losing season (prior to '81), he spent nearly 8 weeks (June 20 to Aug. 13) on the disabled list with a sore elbow.

**1979:** He didn't pitch for 44 days (from July 1 until Aug. 13) and saw action in only 3 games over a 10 week period (from June 3 to Aug. 13) while suffering from tendinitis in the right elbow. During that span, Jim was on the disabled list from July 16 to Aug. 9.

**Strikeouts/Walks:** He has fanned 10 or more batters 13 times including a career high of 13 strikeouts at Cleveland July 1, '71... He had one 12 strikeout effort in '77 vs. Milwaukee on May 24 at Baltimore and has fanned 11 Twins 3 different times, all at Memorial Stadium ('70-1, '71-2).

He has twice walked 8 batters in a game, both times in 1st appearances of the year ('66 & '70).

**Home Runs:** In 3863 innings spread over 539 games, Jim has **NEVER GIVEN UP A GRAND SLAM HOME RUN**... Johnny Bench hit one off him while both were in the International League in '67, and Fred Patek once hit one in a spring exhibition game, but never in a regular season (or post-season) game.

He has yielded a total of 290 home runs, but is in no danger of matching Catfish Hunter's A.L. record (374), let alone Robin Roberts' major league mark (502).

**Losing Streaks/Seasons:** Jim lost 7 in a row in '74 (7 straight starts from Apr. 30 thru June 7)... Otherwise, he has never dropped more than 4 consecutive decisions, and he's done that only once (in '78 from June 23 thru July 15).

He has had just 2 losing seasons in 17 years in the majors: 7-12 in '74 and 7-8 in '81.

**Long Games:** Jim has pitched more than 9 innings 19 times: 10 innings-11... 11 innings-4... 12 innings-4... He has a 5-6 record with 8 no-decisions in those 19 games... The last time he went into "overtime" was on Sep. 28, '77 when he went the route to win a 3-2 decision over Detroit in 11 innings.

**In Relief:** He has relieved 32 times in 539 regular season appearances with a record of 6-3 and 3 saves... Jim's 4 relief appearances in '82 were his most since '65, his rookie season, when he relieved 21 times... He came out of the bullpen on 3 occasions in '69 and once each in '73, '75, '79, & '80.

In post-season he has relieved only once, in the final game of a losing cause against Oakland in the '73 ALCS (relieved starter Doyle Alexander... Jim had started the previous day).

**Batting:** He has hit 3 home runs lifetime: off New York's Jim Bouton in Baltimore May 16, '65; off Dave Morehead in Boston Apr. 13, '66, and off Cleveland's Rich Hand May 27, '70 in Baltimore.

Jim has a lifetime batting average of .174 (85-for-489), but hasn't batted in a regular season game since Sep. 29, '72.

In 3 ALCS (before the dh rule) he went 1-for-14 with 1 rbi and 1 double ('70 vs. Twins) and in 5 world series he is 1-for-21, a single in '70 vs. Cincinnati... He did set an offensive record in '71 vs. Pittsburgh by drawing 2 bases loaded walks in the same game (game #2).



## JIM PALMER (Cont.)

**Signing and Amateur Background:** Jim was signed to a bonus contract with the Orioles by Jim Russo and Jim Wilson... He was an outstanding 3-sport athlete at Scottsdale High School (graduated '63) where he earned all-Arizona honors in baseball, basketball and football.

**Personal:** Jim has been the highly publicized sports representative for Jockey Underwear since the spring of '80... In January '81 he was selected as the best dressed man in baseball in the national Cutty Sark sports fashion poll of some 200 sportswriters and sportscasters.

He has worked actively on behalf of the Cystic Fibrosis Research Foundation for the past 12 years, serving most of that time as national sports chairman.

Worked as color man for ABC-TV during '78, '80, & '82 ALCS ('82 with Earl Weaver) and '81 world series... Participated in Superstars competition for television in '75, '76, '78, & '79.

Attended Arizona State University and Towson State University... Has 2 daughters: Jamie Michelle (11/16/66) and Kelly Christina (6/5/69).

### CHECKING PALMER ON THE ALL-TIME RANKINGS

Category-Number	All-Time		Active	
	Rank	Leader	Rank	Leader
Victories-263	27th	Cy Young (511)	6th	Gaylord Perry (307)
Victories With One Team-263	7th	Walter Johnson (416)	1st	—
20-Win Seasons-8	T-10th	Cy Young (16)	1st	—
Winning Percentage -.645	10th	Whitey Ford (.690)	1st	—
Earned Run Average-2.79	5th	Walter Johnson (2.37)	2nd	Tom Seaver (2.68)
Games Started-507	25th	Cy Young (818)	9th	Gaylord Perry (660)
Shutouts-53	12th	Walter Johnson (113)	3rd	Don Sutton (56)
Innings Pitched-3863	35th	Cy Young (7356)	8th	Gaylord Perry (5166)
Walks-1275	23rd	Nolan Ryan (1921)	5th	Nolan Ryan (1921)
Strikeouts-2174	30th	Walter Johnson (3508)	10th	Nolan Ryan (3494)

★ ★ ★

### PALMER'S WINNING MILESTONES

Victory #	Date	Opponent	Score	Opp. Pitcher of Record	Notes
1	5/16/65	New York	7-5	Pete Mikkelsen	Relief
50	7/1/70	Cleveland	3-0	Rick Austin	cg-sho
100	9/24/72	at Milwaukee	4-3	Skip Lockwood	—
150	9/11/75	at Cleveland	10-2	Roric Harrison	cg
200	5/28/78	Cleveland	3-0	Mike Paxton	cg-sho
250	5/25/82	at Texas	10-3	Doc Medich	—

### ALBERTO (AL) JUDAS PARDO


Born: Sep. 8, '62; 6'2"; 187; Bats, L-R; Throws, R; Position: C.

**Birthplace/Residence:** Born in Oviedo, Spain... Grew up in Jersey City, N.J.... Now lives in Tampa, Fla.

**Contract Status:** Signed thru '83.

**Tenure:** None.

**Signed Originally with:** Baltimore.



YEAR CLUB	AVG.	G	AB	R	H	2B	3B	HR	RBI	BB	SO	SB	CS	HP
1980 Bluefield-1	.344	48	151	26	52	6	2	3	23	17	16	1	0	0
1981 Miami	.216	91	291	25	63	9	3	3	32	35	45	2	1	0
Hagerstown	.316	21	76	11	24	3	1	1	7	10	9	1	0	0
1982 Hagerstown	.289	130	492	76	142	24	4	17	86	38	79	5	3	1
Pro. Totals	.278	290	1010	138	281	42	10	24	148	100	149	9	4	1

GWRB: '80-1; '81-Mia.-4, Hag.-0; '82-5.

1—Selected by Baltimore organization in June '80 free agent draft (second round, regular phase)...

Signed by Jack Sanford on 6/10/80.

**Operation:** Al underwent surgery in December to correct a deviated septum, sustained when he broke his nose in a collision during the '82 season.

**1982:** Al placed among the Carolina League leaders in total bases (5th, 225), at bats (6th, 492), hits (6th, 142), rbi (6th, 86), and games (7th, 130) while leading Hagerstown in each of those categories... Was 3rd on the Suns in hitting (.289) and homers (17).

140

After a slow start, batted .304 (66-for-217) over the final 2 months, including .349 (30-for-86) in his final 22 games... Had a grand slam vs. Alexandria on Apr. 11 and 2 homers against Salem on June 14<sup>1</sup>.

Was the starting catcher for the North in the league all-star game, June 29 at Alexandria... Went 1-for-2 with a 3-run double to lead the North to a 5-3 win... Fielded .984 (11 e/708 tc) in 99 games behind the plate... Also played 9 games at 1st base, one game in the outfield, and was used as a designated hitter.

**Pro Career:** In '81 batted just .216 in 91 games with Miami before being assigned to Hagerstown on Aug. 8... Hit .316 over the final 21 games with the Suns, including a 6-for-13, 3 rbi effort in Hagerstown's 3-game sweep of Peninsula in the league championship series.

At Bluefield in '80, finished 3rd on the club in batting (.344) and runs scored (26)... His average would have placed him 3rd in the Appalachian League but was 19 plate appearances short of qualifying... Caught 13 games that year and batted .358 (38-for-106) as a designated hitter.

Played in the Florida Instructional League after each of his 1st 2 pro seasons.


**Amateur Background:** Graduated from Tampa's Jefferson High School in '80... Was the leading high school hitter in city of Tampa that year with a .493 average and set school records for both average and hits (33)... Was selected as all-conference and all-county catcher and was Jefferson's team captain and "mvp"... Was one of 12 players in his conference to be drafted by professional teams in June '80 free agent draft.

Attended Tampa's Hillsborough High School as a sophomore and junior... Lettered for 2 seasons there as a catcher and designated hitter.

**Personal:** Of Cuban descent... When the Orioles signed Al, they also signed his older brother, Braulio, also a catcher, who was released in '81... Hobbies: fishing and swimming... Single.

### DANIEL ALLAN (AL) RAMIREZ

Born: May 1, '57; 5'10"; 190; Bats, R; Throws, R; Position: P.



**Birthplace/Residence:** Born, raised, and still lives in Victoria, Texas.

**Contract Status:** Signed thru '83.

**Tenure:** None.

**Signed Originally with:** Baltimore.

YEAR CLUB	W-L	ERA	G	GS	CG	SHO	SV	IP	H	R	ER	BB	SO
1979 Miami-1	3-9	2.61	14	14	5	1	0	93	97	40	27	35	54
1980 Charlotte	16-8	2.98	29	29	10	1	0	196	151	73	65	92	166
1981 Miami	0-1	2.77	3	2	0	0	0	13	10	8	4	8	10
Rochester	1-3	4.17	8	8	0	0	0	41	32	19	19	19	26
Hagerstown	2-1	7.36	5	5	0	0	0	22	26	21	18	19	19
1982 Rochester	6-10	4.86	24	24	1	1	0	124	111	77	67	*117	85

Pro. Totals 28-32 3.60 83 82 16 3 0 489 427 238 200 290 360

\* Led league

1—Selected by Baltimore organization in June '79 free agent draft (5th round, Baltimore's 4th selection, regular phase)... Signed by Ray Crone on 6/20/79.

**Pitches:** Fastball, curve, slider, and change.

**1982:** After an impressive spring training performance with the Orioles, Allan was plagued with control problems all season long at Rochester and led the International League with 117 walks allowed. He topped the Red Wings in losses (10) and was 2nd in starts (24) and strikeouts (85).

Was 2-0 with a 2.00 era (4 er/18 ip) in 7 exhibition games with Baltimore and was one of the final cuts... Lost his 1st 3 starts at Rochester but was 4-0 over his next 8 outings and thru June 3, was 4-3 overall with a 2.96 era (24 er/73 ip)... From that point on, was 2-7 in his last 13 starts with a 7.59 era (43 er/51 ip) and after beating Toledo on July 20<sup>2</sup>, went 0-4 in his last 6 appearances with a 7.92 era (17 er/19.1 ip).

Only complete game was a 9 inning, 1-hit shutout against Columbus on May 26, the Wings' 3rd 1-hitter in a 4-game stretch... In victory over Pawtucket on May 10, recorded season highs of 11 walks and 7 strikeouts... Missed the 1st 2 weeks of August with strained muscles in his lower back.

Pitched in the Florida Instructional League last fall.

**1981:** Was hampered most of the season with tendinitis in his right elbow which had originally developed while pitching for Caguas in

141

## AL RAMIREZ (Cont.)

the Puerto Rican League after the '80 season... Started with Miami, was promoted to Rochester on May 3 but was disabled on May 22... Was reactivated on July 6 and pitched sparingly for Hagerstown and Rochester over the final 2 months... Went to the F.I.L. after the season.

**1980:** Tied for the Southern League lead in starts (29) and was 2nd in both wins (16) and strikeouts (166)... Led the O's farm system in wins and strikeouts... Won 9 straight starts from June 26 thru Aug. 9, including a 1-hitter against Chattanooga, July 21... Pitched 45 more innings than he allowed hits and struck out 9 batters in a game 3 times.

**Amateur Background:** Pitched 4 seasons for Rice University in Houston, Tex... Holds all-time Southwest Conference record for career strikeouts (424)... Pitched a no-hitter against SMU in his 1st conference start ever in '76... In '77, ended Texas' 34-game winning streak, longest in NCAA history, with a 14-inning complete game effort... Was an all-Southwest Conference selection in both '78 and '79.

Pitched 4 years at Victoria High School (graduated '75)... Named to all-district team last 3 years... Also played Little League baseball... Pitched in Kansas and Alaska summer leagues.

Was drafted by Philadelphia Phillies out of high school and by Texas Rangers after junior year in college.

**Personal:** Of Mexican descent... Graduated from Rice in June '79 with a Bachelor of Science in Physical Education... He and his wife, the former Hilda Marie Fernandez, were married on Sep. 2, '78, and have a daughter, Renee Michelle.

## FLOYD KINNARD RAYFORD


Born: July 27, '57; 5'10"; 195; Bats, R; Throws, R; Pos.: IF-C.

**Birthplace/Residence:** Born in Memphis, Tenn... Grew up in Los Angeles, Ca... Now lives in nearby Inglewood, Ca.

**Contract Status:** Signed thru '83.

**Tenure:** One year, 65 days.

**Signed Originally with:** California.



YEAR CLUB	AVG.	G	AB	R	H	2B	3B	HR	RBI	BB	SO	SB	CS	HP
1975 Idaho Falls—1	.283	*72	272	43	77	12	5	2	43	23	56	24	5	2
1976 Salinas	.273	125	462	73	126	19	6	5	67	41	85	17	3	5
1977 Salinas	.259	51	205	37	53	7	3	6	39	25	35	9	3	2
El Paso	.297	79	320	65	95	17	3	11	60	33	60	4	3	7
1978 El Paso	.313	126	483	78	151	36	2	17	87	39	81	8	2	2
1979 Salt Lake City—2	.294	135	551	98	162	38	6	13	80	57	105	18	5	2
1980 Baltimore	.222	8	18	1	4	0	0	0	1	0	5	0	0	0
Rochester	.230	107	387	51	89	22	0	9	46	24	87	5	2	3
1981 Rochester	.248	96	311	50	77	18	2	11	45	34	86	2	3	6
1982 Baltimore	.132	34	53	7	7	0	0	3	5	6	14	0	1	0
Rochester	.250	3	12	1	3	0	0	1	2	0	2	0	1	0
M.L. Totals	.155	42	71	8	11	0	0	3	6	6	19	0	1	0

Pro. Totals .275 836 3074 504 844 159 27 78 475 282 616 87 28 29

GWRBI: '80-Roch. 5, Bal. 0; '81-2; '82-Bal. 1; Roch. 0. M.L. Total: 1.

\* Led league

1—Selected by California Angels' organization in June '75 free agent draft (4th round, regular phase)... Signed on 6/24/75.

2—Acquired by Baltimore Orioles from California in deal for outfielder Larry Harlow on 6/5/79... Remained with Salt Lake City (PCL) on 24 hour recall.

**1982:** After making the club as a non-roster player in spring training, Floyd spent all but 10 days of the season with the Orioles as a backup 3rd baseman and catcher... Was assigned to Rochester on Aug. 28 when John Flinn was brought up for pitching insurance but rejoined the Birds on Sep. 7.

Started 8 consecutive games at 3rd base, July 1-8 (1st 8 games that Cal Ripken played shortstop)... Batted just .115 (3-for-26) in that span but hit 1st 2 major league homers, both with a man on: July 3 at Detroit off Aurelio Lopez and July 5 at California off Luis Sanchez... Aside from that stretch, made just 7 other starts all season, all at 3rd base.

Homered off Oakland's Bob Owchinko to lead off bottom of 13th inning on July 24, giving the O's a 5-4 "sudden death" win... Was 1-for-1 as a pinch-hitter, singling at California on May 6.

Fielded .898 (6 e/59 tc) in 27 total games at 3rd base... Also caught parts of 2 games in September with 1 putout.

Played in 3 games (2 at 2b, 1 as dh) in his brief stay in Rochester and homered in his 1st contest, Aug. 31 vs. Pawtucket.

## PREVIOUS CAREER HIGHLIGHTS

**1981:** Spent all season with Rochester, catching 42 games, playing 3rd in 49 contests, and going 5-for-22 (.227) as a designated hitter... Hit 9 of his 11 home runs in Rochester... Went 0-for-5 while playing in part of 33 inning game vs. Pawtucket (Apr. 18-19, June 23).

**1980:** Batted .349 (8-for-23) in his 1st 14 exhibition games for the O's including a 4-for-4 with 3 rbi vs. the Yankees at New Orleans March 16... That effort won him a trip home with the Birds.

**Baltimore:** Appeared in only 7 games, going 2-for-14, before being optioned to Rochester on May 7... Made his big league debut vs. K.C. on Apr. 17 as a late starter for the injured Doug DeCinces at 3rd base... His 1st hit was a bunt single, also vs. K.C. (Paul Splittorff) Apr. 27... Started 3 games (2 at 3rd and one at 2nd).

Recalled Sep. 1 and appeared in only 1 game, a start at 3rd base, in the season finale (Oct. 4<sup>2</sup>) and was 2-for-4 with an rbi.

**Rochester:** Led International League 3rd basemen in percentage (.942) in 96 games... Also saw action at 1st, 2nd, ss, and catcher... In last 5 minor league seasons to that point, he's led his league 3 times in fielding at 3rd base and finished 2nd twice.

**1979:** Remained with Salt Lake City all year despite the trade to the Baltimore organization and was the club "mvp"... Was recalled Sep. 1 by the O's, but didn't report because of a leg injury... Led PCL 3rd basemen in fielding (.957)... Played at Caguas in Puerto Rican League that winter.

**Early Career:** Was signed for California by Larry Himes... His best year was '78 at El Paso where he hit .313, was 2nd in Texas League in doubles (36), and led in chances at 3rd base (325) as well as in putouts and assists.

Started '77 in California League but was promoted to El Paso in May... Was all-star 3rd baseman in California League in '76.

**Amateur Background:** Played 3 seasons of baseball at Manual Arts High (Paul Blair's alma mater) in Los Angeles... Was all-city pick twice and league "mvp" as a senior... Was converted to the infield by the Angels.

Played Little League and Babe Ruth League baseball.

**Personal:** Hobbies: hunting and fishing.

## CALVIN (CAL & RIP) EDWIN RIPKEN, JR.

Born: Aug. 24, '60; 6'4"; 200; Bats, R; Throws, R; Position: SS-3B

**Birthplace/Residence:** Born in Havre de Grace, Md., but grew up in nearby Aberdeen... Now resides in Cockeysville, Baltimore County.

**Contract Status:**

**Tenure:** One year, 57 days.

**Signed Originally with:** Baltimore.



YEAR CLUB	AVG.	G	AB	R	H	2B	3B	HR	RBI	BB	SO	SB	CS	HP
1978 Bluefield—1	.264	63	239	27	63	7	1	0	24	24	46	1	1	2
1979 Miami	.303	105	393	51	119	*28	1	5	54	31	64	4	3	1
Charlotte	.180	17	61	6	11	0	1	3	8	3	13	1	0	0
1980 Charlotte	.276	*144	522	91	144	28	5	25	78	77	81	4	2	2
1981 Rochester	.288	114	437	74	126	31	4	23	75	66	85	0	2	3
Baltimore	.128	23	39	1	5	0	0	0	0	1	8	0	0	0
1982 Baltimore	.264	160	598	90	158	32	5	28	93	46	95	3	3	3

M.L. Totals .256 183 637 91 163 32 5 28 93 47 103 3 3 3

Pro. Totals .269 626 2328 340 626 126 17 84 332 248 392 13 11 11

GWRBI: '80-5; '81-Roch. 11, Bal. 0; '82-11. M.L. Total: 11.

\* Led league

1—Selected by Baltimore organization in June '78 free agent draft (second round, Baltimore's fourth selection, regular phase)... Signed on 6/13/78.

**Career Highs, Game:** Runs—2, 17 times; Hits—5, Aug. 22, '82 at Tex. (ties club record); 3, eight times, the latest Sep. 30, '82 at Det.; Home Runs—1, 28 times; RBI—4, twice, June 21, '82 at Cle. and Sep. 14<sup>2</sup>, '82 vs. N.Y. at Bal.

**Hitting Streaks:** 11-June 5 thru 16, '82; 9-Aug. 30 thru Sep. 8, '82.



## CAL RIPKEN, JR. (Cont.)

### ROOKIE YEAR-'82

**Rookie Award:** Cal became the Orioles 5th "rookie of the year" (BBWAA) with a solid edge over runner-up Kent Hrbek of the Twins. Cal, who was named on all 28 ballots (as was Hrbek), polled 24 1sts and 4 2nds for a total of 130 points (5-3-1 system). Hrbek collected 4 1sts, 23 2nds, and one 3rd for 90 points. The Red Sox' Wade Boggs was 3rd among the 8 players who received votes, with 10 1/2 points.

Others mentioned were: Ed Vandeberg, Sea. (9 pts. including one 2nd); Gary Gaetti, Min. (4 pts.); Dave Hostetler, Tex. (3 pts.); Von Hayes, Cle. (2 pts.); and Jesse Barfield, Tor. (1 1/2 pts.).

The previous O's winners were: Ron Hansen ('60), Curt Blefary ('63), Al Bumbry ('73), and Eddie Murray ('77).

**Leader:** Cal led all big league rookies in doubles (32), homers (28), rbi (93), total bases (284), and game-winning rbi (11, tie with Von Hayes). Additionally, he led all A.L. rookies in games (160), at bats (698), and runs (90).

He paced the O's in games, at bats, runs, doubles and triples (5), and finished 2nd to Murray in homers, rbi and gwrbi. His totals in those last two categories are records for a Baltimore rookie, as were his 90 runs.

**Slow Start:** After an auspicious start on opening day when he went 3-for-5 with his first major league double and home run (one on off Dennis Leonard), Cal plunged into a deep slump (4-for-55). By May 1, after 18 games, he was batting .117 (7-for-60).

**Recovery:** The next day, May 2, he picked up a pair of scratch hits; was beaned on May 3 (in his 2nd plate appearance) by rookie Mike Moore, Seattle (went 0-for-1 that day) but missed only one game; then his comeback began in earnest on May 6, the start of a long road trip at California.

From May 2 to the end of the season, Cal batted .281 (151-for-538) while playing in all but 2 of the O's remaining 144 games.

**By Month:** April-.123 (7-for-57), 17 g... May-.316 (31-for-98), 27 g... June-.300 (30-for-100), 25 g... July-.272 (28-for-103), 27 g... August-.264 (33-for-125), 32 g... Sept. & Oct..252 (29-for-115), 32 g.

**Stretch Run:** Over the last 44 games of the season (starting Aug. 20), during which the O's went 33-11 to force a final day showdown for the eastern title, Rip batted .289 (48-for-166) with 11 homers and 31 rbi. Only Murray produced more hr (13) & rbi (46) in that stretch.

**vs. Yankees:** Cal had 17 rbi in 13 games against the Yankees with 4 homers and a .286 average (14-for-49)... The only other Oriole to have driven in more runs in a single season vs. New York was Brooks Robinson (19 in '70, 18 gms)... Brooks ('66) and Boog Powell ('69) also had 17 rbi seasons against the Bombers... Hit 1st grand slam off Mike Morgan in Baltimore on Sep. 14 (2nd game).

**vs. Other Opponents:** Cal had .300+ averages against 6 opponents (see page 32). He also hit 4 homers against the Tigers (all in Detroit) and drove in 12 runs in 12 games against the Angels. He compiled his highest average vs. the Mariners-.342 (13-for-38), but, ironically, Seattle was the only club against which he did not hit a home run... Went 3-for-37 (.081) vs. White Sox.

**Defense:** Cal began the season at 3rd base (.973, 71 g, 66 po, 151 a, 6 e, 223 tc), then switched to shortstop full time on July 1 (.972, 94 g, 155 po, 289 a, 13 e, 457 tc). Despite the added pressure of switching to short, the 21-year-old rookie (turned 22 on Aug. 24) hit 20 homers and drove in 51 runs while batting .262 (90-for-343) and starting all 91 games the rest of the way. He was batting .267 at the time he took over at shortstop.

Played in part of 3 games at short before becoming the regular there... Played 44 consecutive errorless games at 3rd base... Made 3 miscues in first 11 games thru Apr. 23, then didn't make another until June 15 while handling 137 straight chances at the hot corner.

**Miscellaneous:** Was picked as A.L.'s "player of the week" for week ending Aug. 27 after batting .444 (12-for-27) with 4 homers and 11 rbi in 7 games... Earned his first major league stolen base the hard way by stealing home (on front end of double steal with Lenn Sakata) on Rangers' Jon Matlack May 31 at Baltimore... Grand slam—see "Yankees" above... Beating—see "Recovery" above.

Reached a late-season high (after July 1) of .283 on July 25... Had an 11-game hitting streak from June 5 thru 16... Hit 11 of his 28 homers with at least one on.

Missed only 3 games all year and started the last 118 games, beginning May 30... Tied club record with 5 hits at Texas on Aug. 22.

### PREVIOUS CAREER HIGHLIGHTS

Orioles, '81: Recalled from Rochester on Aug. 8, just before start of 2nd season... Made his big league debut as pinch-runner on Aug. 10. Singled off Chicago's Dennis Lamp on Aug. 16 for 1st hit.

Played in 12 games at short (9 starts) and 6 at 3rd... Used as pinch-runner 4 times and went 0-for-4 as pinch-hitter... Did not bat and played in only 2 games defensively after Sep. 11.

**Winter Ball '81-'82:** Played in Venezuelan League and was voted Caguas "mvp" under Ray Miller... Led league with 49 rbi, was 3rd in homers (10), and batted .314. Came close to winning triple crown.

**Rochester, '81:** Despite missing last 3 weeks of season, was voted I.L.'s "rookie of year" and was named as 3rd baseman on all-league team chosen by managers and media... In a survey of I.L. managers and coaches, Rip was picked as the loop's top major league prospect (Von Hayes was 2nd).

Played in 85 games at 3rd and 35 at shortstop (primarily when regular shortstop Bob Bonner was injured).

**1980:** Was Southern League's all-star 3rd baseman... Tied for league lead in games (144) and sac flies (9) and led Charlotte in runs (91), hits (144), and 2 bh (28). Hit 25 homers and was one of 2 players to break Charlotte's existing home run record. The other was Drungo Hazewood who hit 28... Cal had homered just 8 times in his 1st 2 pro seasons.

Was S.L.'s top fielding 3rd baseman (.933, 28 e in 415 tc)... In Puerto Rico that winter he hit .279 with 6 homers and 38 rbi and Caguas won loop title.

**1979:** Was picked as the shortstop in the Topps' Class A all-star team (comprising all Class A leagues) and on the Florida State League team... Actually played more games at 3rd (58) than short (52)... Led FSL in doubles (28).

**1978:** Signed by the late Dick Bowie... Played shortstop mostly that year at Bluefield and led league in putouts... Played in Florida Instructional League in both '78 and '79.

**Amateur Background:** Pitched and played shortstop at Aberdeen High School (graduated '78)... In senior year, was 7-2 with an 0.70 era and 100 strikeouts in 60 innings while batting county best .492 with 29 rbi in 20 games... Pitched a 2-hitter and fanned 17 to win '78 Maryland Class A baseball championship.

Also earned 2 letters in soccer, was team captain, and both an all-county and all-metropolitan selection.

Played Little League, Babe Ruth League, and Mickey Mantle League baseball.

**Personal:** Is the son of Cal Ripken, Sr., Orioles' 3rd base coach, giving Baltimore one of the few father-son combinations on the same team in major league history (see Cal Sr.'s biography on page 80)... Single.

His younger brother, Billy, was selected by O's on the 7th round of the June '82 free agent draft and played shortstop for Bluefield... Single.

AURELIO RODRIGUEZ

See Page 166

### GARY STEVEN ROENICKE


Born: Dec. 5, '54; 6'3"; 200; Bats, R; Throws, R; Position: OF.

**Birthplace/Residence:** Born in Covina, Cal. (due east of L.A.)... Grew up in West Covina and now lives in nearby Diamond Bar.

**Contract Status:** Signed thru '83.

**Tenure:** Four years, 164 days.

**Signed Originally with:** Montreal.



# GARY ROENICKE (Cont.)

YEAR CLUB	AVG.	G	AB	R	H	2B	3B	HR	RBI	BB	SO	SB	CS	HP
1973 Jamestown-1	.298	68	255	48	76	17	6	3	40	37	38	3	1	3
1974 West Palm Beach	.277	131	470	68	130	24	0	14	*82	63	61	22	10	11
Quebec	.333	1	3	0	1	0	0	0	0	0	0	0	0	0
1975 Quebec	.285	131	466	67	133	23	0	14	*74	58	73	6	5	12
1976 Denver	.290	77	252	56	73	11	5	12	44	41	39	4	1	5
Montreal	.222	29	90	9	20	3	1	2	5	4	18	0	0	1
1977 Denver-2	.321	124	448	87	144	31	4	11	72	46	45	12	7	13
1978 Baltimore	.259	27	58	5	15	3	0	3	15	8	3	0	1	1
Rochester	.307	98	329	49	101	15	1	13	64	34	50	3	7	7
1979 Baltimore	.261	133	376	60	98	16	1	25	64	61	74	1	3	12
1980 Baltimore	.239	118	297	40	71	13	0	10	28	41	49	2	0	6
1981 Baltimore	.269	85	219	31	59	16	0	3	20	23	29	1	2	2
1982 Baltimore	.270	137	393	58	106	25	1	21	74	70	73	6	7	9
A.L. Totals	.260	500	1343	194	349	73	2	62	201	203	228	10	13	30
N.L. Totals	.222	29	90	9	20	3	1	2	5	4	18	0	0	1
M.L. Totals	.258	529	1433	203	369	76	3	64	206	207	246	10	13	31

\* GWRBI: '79-11; '80-4; '81-2; '82-3. Total: 20.

\* Led league.

1—Selected by Montreal Expos' organization in June '73 free agent draft (first round, regular phase). . . Signed on 6/7/73.

2—Acquired by Baltimore Orioles from Montreal Expos along with pitchers Don Stanhouse and Joe Kerrigan in deal for pitchers Rudy May, Randy Miller, and Bryn Smith (assigned from Rochester to Denver) on 12/8/77.

League Championship Series Record														
YEAR CLUB, OPP.	AVG.	G	AB	R	H	2B	3B	HR	RBI	BB	SO	SB	CS	HP
1979 Bal. vs. Cal.	.200	2	5	1	1	0	0	0	1	0	0	0	0	1
World Series Record														
YEAR CLUB, OPP.	AVG.	G	AB	R	H	2B	3B	HR	RBI	BB	SO	SB	CS	HP
1979 Bal. vs. Pit.	.125	6	16	1	2	1	0	0	0	0	6	0	0	0

**Career Highs, Game:** Runs—3, four times, the latest Sep. 6, '82 at N.Y.; Hits—4, three times, the latest Apr. 5, '82 vs. K.C. at Bal.; Home Runs—2, twice, July 29, '79 at K.C. and May 25, '82 at Tex.; RBI—5, Sep. 18, '78 at Cle.; 4, five times (3 in '82), the latest July 26, '82 vs. Chi. at Bal.

**Hitting Streaks:** 16, Aug 7 thru 27<sup>2</sup>, '82; 7, May 14 thru 20, '81.

## THE 1982 SEASON

After producing just 13 homers and 48 rbi combined in the previous 2 seasons ('80-'81) Gary returned to '79 form, hitting 21 homers while setting career highs for batting (.270), games (137), at bats (393), hits (106), doubles (25), runs batted in (74), and walks (70).

He was 2nd on the club in slugging (.499), tied for 2nd in walks, 3rd in on base percentage (.392), and 4th in doubles, homers, and rbi. Of Gary's 106 hits, 47 went for extra bases (44%), the highest ratio on the club.

**Batting:** Gary's season ran in a series of very sharp streaks (see below). . . Hit .250 (52-for-208) with 15 homers and 44 rbi in 67 1st half games. . . Had a higher average after the all-star break, .292 (54-for-185) but his production fell off to 6 homers and 30 rbi in 70 games.

**Streaks:** Batted .220 (9-for-41) in 1st 16 games, including 0-for-20 stretch, Apr. 20-29. . . Then hit .329 (24-for-73) over the next 21 contests to improve to .289 thru May 25. . . Went thru another slump, batting .200 (22-for-110) in next 39 games to drop to .246 thru July 25.

A .352 (32-for-91) surge in the next 27 contests raised his average to .276 thru Aug. 27, but hit just .200 (14-for-70) in 28 games over the next month. . . Ended the year with a 5-for-8 (.625) spurt in his last 5 games with 4 rbi.

Hit safely in 16 straight games from Aug. 7 thru 27<sup>2</sup> at a .373 (22-for-59) pace. . . Streak was a career high and the O's longest of the season.

**By Month:** April-.227 (10-for-44), 4 hr, 9 rbi, 17 g. . . May-.324 (23-for-71), 8 hr, 20 rbi, 21 g. . . June-.219 (14-for-64), 3 hr, 12 rbi, 21 g. . . July-.220 (13-for-59), 2 hr, 10 rbi, 23 g. . . August-.314 (27-for-86), 4 hr, 12 rbi, 25 g. . . September-.242 (15-for-62), 0 hr, 8 rbi, 26 g. . . October-.571 (4-for-7), 0 hr, 3 rbi, 4 g.

**Miscellaneous:** Batted .295 (62-for-210) with 15 homers on the road but just .240 (44-for-183) with 6 home runs at home. . . Was 3rd on the club with .330 (32-for-97) average with runners in scoring position. . . Hit .278 (5-for-18) with 2 homers as a pinch-hitter.

Suffered a bruised left wrist when hit by a Jon Matlack pitch on May 26 and missed 5 games. . . Was ejected twice: by Vic Voltaggio on Apr. 18 vs. Minnesota and by Ken Kaiser on June 21 at Cleveland.

## 1982 AND MAJOR LEAGUE CAREER

**Home Runs:** Gary hit 20 homers for the 2nd time in his career (had career high 25 in '79). . . Connected for 9 homers in 1st 25 games and 14 in his 1st 45 contests. . . After belting his 21st homer at Minnesota on Aug. 18 and 4th in the last 5 games, did not homer again over his final 42 contests.

Hit 8 solo homers, 5 with one man on, 7 with 2 on, and his 2nd career grand slam, off Steve McCatty on May 10 at Oakland. . . Homered twice at Texas on May 25. . . Had 6 homers and 15 rbi in 9 game span, Apr. 30 thru May 10.

**vs. Opponents:** Batted .389 (14-for-36) vs. Kansas City, .343 (12-for-35) against Texas, and .320 (8-for-25) vs. Chicago. . . Hit 4 homers against the White Sox and drove in 9 runs vs. both California and Chicago.

**Lifetime,** he's batting over .300 against: Minnesota, .331 (44-for-133); Milwaukee, .318 (35-for-110); and Texas, .307 (31-for-101). . . See pages 32-33 for complete stats vs. each opponent.

Has a .571 (8-for-14) career average against Chicago's Jerry Koosman; .517 (15-for-29) vs. Milwaukee's Mike Caldwell and .435 (10-for-23) against Oakland's Matt Keough.

**Fielding:** Had a .990 fielding percentage (3 errors in 298 chances) in the outfield but did not commit a miscue in his last 70 games (169 tc) after erring on July 6. . . Saw action at all 3 outfield positions as well as 10 games at 1st base when Eddie Murray was hurt in May. . . Has a career fielding mark in the outfield of .988 (11 e/967 tc).

Has 31 career outfield assists and paced O's in that department in '79 (10) and '80 (8). . . Led all A.L. outfielders in percentage in '80 at 1.000 (205 tc).

**Operation/Injuries:** Underwent surgery on Nov. 11, '80 for removal of loose bone fragments from right elbow. . . Fractured left wrist while sliding on June 9, '80 and missed 30 games (returned July 15). . . See "Hit by Pitch/Mask" below.

**Hit by Pitch/Mask:** Was hit by 9 pitches in '82, tied for 3rd highest in the A.L. (Detroit's Chet Lemon led with 15) and increasing career total to 31. . . Was hit in the face by Lerrin LaGrow (Chi.) on Apr. 7, '79 (2nd game of season), and 25 stitches were required to close wound in upper lip. . . Returned to action 8 days later using a special helmet-face guard which he ultimately discarded at start of '81 campaign.

## ORIOLES CAREER HIGHLIGHTS BY YEAR

**1981:** Was batting .293 on Sep. 26 before a 1-for-21 slide in last 14 games dropped him to .269. . . Didn't hit 1st homer until 55th game on Aug. 23. . . Batted .328 in 1st half but just .191 after the strike.

**1980:** Batted .214 in 1st 39 games with no home runs; hit .341 from May 28 thru Aug. 28 though he was out July 9 to July 15 with a fractured wrist; then batted only .103 in last 30 games.

**1979:** Tied for 2nd on club with career high 25 homers, was 3rd in walks (61), and 4th in rbi (64). . . Hit .304 with 13 homers and 35 rbi in 1st 55 games thru June 20, then batted .228 in last 78 games with 12 homers and 29 rbi.

Had 7 straight hits in 2 game period, June 2 & 4 vs. Texas and Minnesota. . . Spoiled Mike Norris' no-hitter with 7th inning double May 9 at Baltimore. . . Norris wound up with 1-hit, 4-2 win. . . Bounced into triple play vs. A's on May 7 at Memorial Stadium.

**1978:** Made 25 man squad at start of year after impressive spring training, but appeared in only 17 games during 1st 6 weeks and was batting only .194 when optioned to Rochester May 18.

After slow start with Red Wings, batted .366 in last 34 games with 7 homers and 38 rbi. . . Led Rochester that year in homers (13) and was 2nd in rbi (64). . . Rejoined O's on Sep. 5 and batted .364 (8-for-22) with 3 homers and 9 rbi in 10 games, including grand slam at Cleveland off David Clyde on Sep. 18.

## EARLY CAREER

**Montreal:** Was Expos 1st round pick in June '73 and was signed by Bob Zuk, who later scouted for O's.

Was 1st recalled by Montreal in Sep. '75 but didn't appear in a game. . . On June 6, '76, was brought up again after Gary Carter broke a thumb. . . Hit 1st 2 big league homers in consecutive games, June 15-16, '76 at San Diego (off Alan Foster and Dave Freisleben). . . Was sent back to Denver on July 14, '76, but returned to Montreal in September.



## GARY ROENICKE (Cont.)

**Minors:** Had composite .309 average (318-for-1029) in 3 years at AAA level... Named to league all-star teams in each of 1st 3 pro seasons: NY-Penn League in '73 (3rd base), Florida State League in '74 (3rd base), and Eastern League in '75 (outfield).

Led FSL in rbi (82) and was 2nd in homers (14) in '74... Was Eastern League's "mvp" in '75 while leading the loop in rbi (74) and celebrated his conversion from 3rd base to the outfield by pacing the league in out-field assists (22)... Twice earned Topps' "player of the month" honors: June '74 in FSL and Aug. '75 in Eastern League.

**Amateur Background:** Was a 3-sport athlete at Edgewood High (West Covina)... Played shortstop in baseball, forward in basketball, and both split end and defensive back in football. Won high school all-American honors in baseball and was both all-league and all-valley in 3 sports.

Played Pony, Colt, and Connie Mack baseball in West Covina.

**Personal:** Gary's brother, Ron, 2 years younger, is an outfielder for Los Angeles... The Dodgers' 1st round pick in the June '77 draft (secondary phase), Ron batted .259 (37-for-143) with one homer and 12 rbi in 109 games with L.A. in '82... He also hit .308 in 23 games at Albuquerque of the PCL.

Gary's father, Floyd, is a junior high teacher and a former high school baseball coach... Gary has attended both Cal Poly in Pomona and UCLA in off-seasons... Hobbies: water skiing, fishing, hunting, and golf.

He and his wife, the former Debra Lynn Britton of Denver, were married Oct. 28, '78... They have 2 sons, Jarett Steven (1/15/80) and Joshua James (8/4/82).

## LENN HARUKI SAKATA


**Born:** June 8, '53; 5'9"; 160, Bats, R; Throws, R; Position: 2B-SS

**Birthplace/Residence:** Born, and raised in Honolulu, Hawaii... Now lives in Merced, Ca.

**Contract Status:** Signed thru '83.

**Tenure:** Four years, 28 days.

**Signed Originally with:** Milwaukee.



YEAR CLUB	AVG.	G	AB	R	H	2B	3B	HR	RBI	BB	SO	SB	CS	HP
1975 Thetford Mines-1	.257	121	421	63	108	9	3	9	43	52	67	16	5	3
1976 Spokane	.280	141	510	64	143	23	5	10	70	29	65	6	4	1
1977 Spokane	.304	94	345	52	105	19	4	4	73	42	43	17	2	0
Milwaukee	.162	53	154	13	25	2	0	2	12	9	22	1	3	0
1978 Milwaukee	.192	30	78	8	15	4	0	0	3	8	11	1	0	0
Spokane	.269	49	156	24	42	14	3	0	20	15	15	4	2	3
1979 Vancouver	.300	118	454	59	136	21	3	6	64	30	43	16	7	3
Milwaukee-2	.500	4	14	1	7	2	0	0	1	0	1	0	0	0
1980 Rochester	.344	26	93	19	32	6	1	3	8	7	8	5	0	1
Baltimore	.193	43	83	12	16	3	2	1	9	6	10	2	1	0
1981 Baltimore	.227	61	150	19	34	4	0	5	15	11	18	4	0	1
1982 Baltimore	.259	136	343	40	89	18	1	6	31	30	39	7	4	4
M.L. Totals	.226	327	822	93	186	33	3	14	71	64	101	15	8	5

GWRBI: '80-Roch. 0, Bal. 2; '81-2; '82-1. M.L. Total: 5.

1-Selected by Milwaukee Brewers' organization in January '75 free agent draft (first round, secondary phase)... Signed on 1/19/75.

2-Acquired by Baltimore Orioles from Milwaukee Brewers in deal for pitcher John Flinn on 12/6/79.

**Career Highs, Game:** Runs-2, 11 times (10 Bal., 1 Mil.), the latest Aug. 29, '82 vs. Tex. at Bal.; **Hits**-4, Sep. 20, '81 vs. Mil. at Bal.; **Home Runs**-2, twice, Sep. 20, '81 vs. Mil. at Bal. and Oct. 1, '81 at Det.; **RBI**-5, Sep. 20, '81 vs. Mil. at Bal.; 4, Sep. 6, '81 vs. Oak. at Bal.

**Hitting Streaks:** 8-Apr. 21 thru May 4, '82; 7-Sep. 2 thru 8, '81; and May 23 thru 29, '82.

### THE 1982 SEASON

Lenn began the year as the Orioles' starting shortstop, but played exclusively at 2nd base after Cal Ripken was moved from 3rd base to short on July 1. In his 1st year as a regular, he set career highs for batting (.259), games (136), at bats (343), runs (40), hits (89), doubles (18), home runs (6), runs batted in (31), walks (39), and stolen bases (7, tied for 2nd on club).

**Fielding:** He started 50 of the O's 1st 72 games at shortstop thru June 30 before Manager Earl Weaver moved Ripken to short... From

that time on, Lenn played solely at 2nd base, mostly against lefthanders (Rich Dauer played 3rd vs. lefties) and was in the starting lineup for 37 of the final 91 contests.

For the season, he fielded .977 (6 e/257 tc) in 83 total games at 2nd (43 starts) and .958 (10 e/240 tc) in 56 contests at short.

Until he appeared in 4 games at shortstop for Baltimore in '80, Lenn had played exclusively at 2nd base since college... His major league career fielding marks are .982 (16 e/867 tc) at 2nd base and .960 (16 e/405 tc) at short.

**Batting:** He batted .249 (49-for-197) in 68 1st half games and .274 (40-for-146) in 68 contests thereafter... Best performance came in an 18-game stretch from May 21 thru June 10 when he batted .344 (21-for-61) to go from .223 to .279... Hit in a career high 8 straight games from Apr. 21 thru May 4 at a .435 (10-for-23) clip.

**By Month:** April-.267 (12-for-45), 15 g... May-.289 (22-for-76), 25 g... June-.197 (13-for-66), 22 g... July-.265 (9-for-34), 21 g... August-.269 (18-for-67), 26 g... September-.240 (12-for-50), 24 g... October-.600 (3-for-5), 3 g.

**Odds and Ends:** Was bothered by a muscle strain in his right shoulder in early June but missed only one game... Batted .333 (3-for-9) with 1 rbi as a pinch-hitter and has a career pinch average of .467 (7-for-15) with a homer and 5 rbi... Five of his 6 homers came with the bases empty.

**vs. Opponents:** He batted .360 (9-for-25) against Toronto and .355 (11-for-31) versus Texas... Lifetime, he owns a .375 (18-for-48) average against Minnesota with career highs of 5 homers (out of 14 total) and 10 rbi vs. Milwaukee... Has hit 2 homers against the Brewers in each of the last 2 seasons, 2 of those coming off Mike Caldwell.

Was 0-for-18 versus Chicago in '82 and is now hitless in 52 career at bats (with 2 walks) lifetime against the White Sox... See pages 32-33 for complete stats vs. opponents.

### PREVIOUS CAREER HIGHLIGHTS

**1981:** Prior to Sep. 2, he was batting only .189 (10-for-53) and had appeared in just 31 of O's 75 games... From that point on, played in the final 30 contests and started the last 28 (27 at short), batting at a .247 (23-for-97) clip... Was on disabled list from May 9 thru 28 with badly sprained right ankle.

Hit all 5 of his homers in Sep.-Oct.: his 1st career grand slam off Oakland's Dave Beard on Sep. 6 at Baltimore and a pair of 2-homer games, Sep. 20 vs. Milwaukee at Baltimore and Oct. 1 at Detroit... Enjoyed his most productive day in the majors in the Milwaukee game, with single game highs for hits (4) and rbi (5).

**1980:** After coming from Milwaukee the previous winter, Lenn trained with the O's but was assigned to Rochester to start the season... Was leading the International League in hitting when recalled to Baltimore on May 23... Was used primarily as a backup 2nd baseman the rest of year... Went 4-for-5 as a pinch-hitter (had never been used in that capacity in majors previously) with a home run, double, and 4 rbi.

**"Sudden Death"** Sakata: Won 2 games in "sudden death" in his 1st 2 pinch-hit appearances (lifetime)... On June 2 homered off Brewers Bob McClure in bottom of 11th at Baltimore to give O's 9-8 win... In next pinch effort, 8 days later (June 10), singled off Oakland's Bob Lacey in bottom of the 9th to give Birds a 3-2 victory.

**Milwaukee:** Spent parts of '77, '78, '79 seasons with the Brewers... Called up to majors 1st time on July 19, '77 when injuries sidelined Robin Yount, Don Money and Tim Johnson and started 46 of next 50 games at 2nd base. Made big league debut by going 0-for-7 in a doubleheader at Yankee Stadium on July 21, but picked up his 1st hit the next day, a single off Ron Guidry, and hit his 1st home run off Dennis Martinez at Memorial Stadium July 25.

Started '78 as Brewers regular 2nd baseman vs. lefthanders, but was ultimately optioned to Spokane July 9... A 2-run single against Baltimore Apr. 9 accounted for 2 of his 3 rbi.

Returned to Milwaukee for a 3rd tour Sep. 1, '79 after a full season in the PCL and went 7-for-14 in 4 games.

**Minors:** Signed for Brewers by Dick Bogard... Had been drafted previously by San Francisco and San Diego, but did not sign... Had .286 career average in minors (566-for-1979).

Was all-star 2nd baseman (by vote of managers) in PCL in '79 and in Eastern League in '75.

**Amateur Background:** Played one season at Treasure Valley Community College (Ontario, Oregon) before transferring to Gonzaga University (Spokane) for 2 years.

## LENN SAKATA (Cont.)

Earned all-district & 2nd team junior college all-American honors at 2nd base for Treasure Valley in '72... Was all-district and all-Big Sky Conference 2nd baseman at Gonzaga in '73 & '74... Was 3rd team all-America pick in '74.

Lettered in baseball, basketball and golf at Kalani High (graduated '71) and was all-state shortstop in '71 as senior... Kalani won state championship in '70... Was number 1 man on golf team senior year with a 77 average.

Played Babe Ruth and American Legion ball... Legion team (Holsum Post) won Hawaii state championship in '70 & '71... Lenn was state "mvp" in '71.

Personal: Of Japanese descent... Hobbies: golf and tennis... He and his wife, the former Darren Kay Bell, were married Jan. 14, '78.

## JOHN (T-BONE) T. SHELBY


Born: Feb. 23, '58; 6'1"; 175; Bats, L-R; Throws, R; Position: OF.

**Birthplace/Residence:** Born and raised in Lexington, Ky.... Spent the off-season in Cockeysville, Md.

**Contract Status:** Signed thru '83.

**Tenure:** 55 days.

**Signed Originally with:** Baltimore.



YEAR	CLUB	AVG.	G	AB	R	H	2B	3B	HR	RBI	BB	SO	SB	CS	HP
1977	Bluefield—1	.256	60	211	28	54	9	1	0	21	10	44	6	5	0
1978	Miami	.231	13	26	4	6	1	0	0	3	3	5	0	2	1
	Bluefield	.282	64	248	49	70	9	1	6	25	30	45	7	4	3
1979	Miami	.201	132	478	50	96	11	6	3	38	44	120	13	10	5
1980	Charlotte	.241	134	*560	66	135	27	11	6	51	22	122	34	14	1
1981	Charlotte	.235	62	251	40	59	11	4	2	21	27	38	24	11	0
	Rochester	.264	76	326	42	86	21	8	3	32	16	55	18	6	0
	Baltimore	.000	7	2	2	0	0	0	0	0	0	1	2	0	0
1982	Rochester	.279	133	*548	92	153	26	6	16	52	51	115	34	16	1
	Baltimore	.314	26	35	8	11	3	0	1	2	0	5	0	1	0
M.L. Totals		.297	33	37	10	11	3	0	1	2	0	6	2	1	0
Pro. Totals		.250	707	2685	381	670	118	37	37	245	193	550	138	69	11

GWRBI: '80-3; '81—Char. 3, Roch. 1, Bal. 0; '82—Roch. 4, Bal. 0.

\* Led league

1—Selected by Baltimore organization in January '77 free agent draft (first round, regular phase) Signed on 5/22/77.

**Operation:** Bothered by soreness in his right elbow for much of the '82 season, John underwent exploratory surgery on October 26 at Children's Hospital in Baltimore. No serious problem was found, and John underwent a therapy program on the elbow during the winter.

## THE 1982 SEASON

After earning all-star honors at Rochester, John joined the Orioles on Sep. 1 and played a significant role in the Birds' pennant drive... He played in 26 of Baltimore's final 32 games, batted .314 (11-for-35), and made one of the great plays of the season with his dramatic throw at Milwaukee on Sep. 26 (see below).

**Baltimore:** John was used mainly as a late inning defensive replacement in center field, but he started 5 games at that position in the final 2½ weeks against lefthanded pitching... Did not commit an error in 21 outfield chances and was 1-for-3 as a pinch-hitter.

All of his offensive production came in 2 stretches... Made 3 starts in 7-game span from Sep. 14<sup>1</sup> thru 19 and went 7-for-14 in that period... Then, in the final series against Milwaukee at Memorial Stadium, hit safely in all 4 games (1 start, 3 as late-inning replacement), going 4-for-8 with 2 rbi and his 1st major league home run, a solo shot off Mike Caldwell on Oct. 12... Batted .458 (11-for-24) at home but was 0-for-11 on the road.

**Dramatic Throw:** John was involved in one of the most memorable plays of the pennant race on Sunday afternoon, Sep. 26 at Milwaukee's County Stadium... With the O's leading, 3-2 in the bottom of the 8th inning, the Brewers had runners on 1st (Robin Yount) and 3rd (Bob

Skube) with one out against Dennis Martinez... Manager Earl Weaver brought Tippy Martinez in to face Cecil Cooper, who could tie the game with a sacrifice fly.

Cooper lofted a fly ball to Shelby in center. John gauged the flight of the ball, retreated a few steps, and then came running in to catch the ball at full stride, using that momentum to aid his throw. He fired a perfect one-hop strike to Rick Dempsey, who tagged out the sliding Skube for an inning-ending double play to end the Milwaukee threat. Baltimore went on to win, 5-2 and cut Milwaukee's lead to two games.

**Rochester:** John was selected as an outfielder on the International League all-star team at the end of the season... Led the league in at bats (548), was 4th in hits (153) and total bases (239) and finished 6th in runs (92), stolen bases (34) and doubles (26, tied). Topped Rochester in each of those departments and was 2nd on the Wings in batting (.279) and 3rd in rbi (52) and homers (16, tied).

Was named one of the I.L.'s top 10 major league prospects by *Baseball America* at season's end... Finished 2nd among league outfielders in putouts (331) and total chances (352) and was tied for 5th with 13 assists, giving him 92 in minor league career... Hit in 10 straight games, Aug. 4 thru 13.

Spent 2 weeks in the Florida Instructional League last fall.

## PREVIOUS CAREER HIGHLIGHTS

**1981:** He started with Charlotte but was promoted to Rochester on June 17, finishing with a composite .251 (145-for-577) average in 138 games... Led the entire Orioles' organization in at bats, doubles (32), and triples (12)... Hit for the cycle against Syracuse on Aug. 6 and had a grand slam vs. Toledo on Aug. 28.

Played under Ray Miller at Caguas in the Puerto Rican League that winter.

**Baltimore:** Was recalled by the O's at the conclusion of the I.L. playoffs on Sep. 13 and was 0-for-2 with 2 stolen bases in 7 games.

**1980:** He led the Southern League in at bats (560) and was 3rd in triples (11)... Topped S.L. outfielders in putouts (361) and total chances (398) while finishing 2nd in assists (21), the highest total in the Baltimore organization for the 2nd straight year... Set a Charlotte club record with a 21-game hitting streak, June 8 thru 30.

**Pro Career:** Signed by Lamar North... A natural righthanded batter, became a switch-hitter at Miami in '79 and hit a career low .201... Led the Florida State League in putouts (252) and total chances (282) and tied for 1st in assists (22).

Started the '78 season with Miami but was assigned to Bluefield in June... Batted a career high .282 and topped the Appalachian League with 11 assists... Also tied for league lead in assists with 12 in '77.

**Amateur Background:** Won 3 letters in baseball and 2 in basketball at Henry Clay High School (graduated '76)... Was baseball "mvp" as a senior... Played shortstop in high school.

Played 1 year ('77) at Columbia State Community College in Columbia, Tenn., batting .358 with 6 homers and 30 rbi... Also participated in Little League, Babe Ruth League, and Connie Mack programs.

**Personal:** Spent the off-season in the Baltimore area... He and his wife, the former Triana Dixon, were married on Sep. 27, '80.

## KENNETH (KEN) WAYNE SINGLETON


Born: June 10, '47; 6'4"; 212; Bats, L-R; Throws, R; Position: OF-DH.

**Birthplace/Residence:** Born in New York City... Grew up in Mt. Vernon, N.Y.... Now lives year round in Lutherville (Baltimore County).

**Contract Status:** Signed thru '84 Signed a five year contract during spring training '77 and agreed to a three-year extension (with option for '85) in Jan. '80.

**Tenure:** Twelve years, 100 days.

**Signed Originally with:** New York Mets.





# KEN SINGLETON (Cont.)

YEAR CLUB	AVG.	G	AB	R	H	2B	3B	HR	RBI	BB	SO	SB	CS	HP
1967 Winter Haven—1	.277	102	278	49	77	17	1	4	41	*87	50	26	8	3
1968 Raleigh-Durham	.257	26	74	21	19	3	0	3	12	28	24	4	4	1
Visalia	.316	80	263	61	83	5	0	11	35	70	54	8	4	4
Jacksonville	.205	29	78	12	16	5	1	2	10	11	26	0	0	1
1969 Memphis	.309	115	366	65	113	16	6	10	65	78	69	8	5	2
1970 Tidewater	.388	64	219	48	85	16	1	17	46	57	26	3	3	0
New York (NL)	.263	69	198	22	52	8	0	5	26	30	48	1	1	1
1971 New York (NL)—2	.245	115	298	34	73	5	0	13	46	61	64	0	1	2
1972 Montreal	.274	142	507	77	139	23	2	14	50	70	99	5	10	2
1973 Montreal	.302	*162	560	100	169	26	2	23	103	123	91	2	8	2
1974 Montreal—3	.276	148	511	68	141	20	2	9	74	93	84	5	2	0
1975 Baltimore	.300	155	586	88	176	37	4	15	55	118	82	3	5	1
1976 Baltimore	.328	152	536	90	176	24	0	24	99	107	101	0	1	2
1977 Baltimore	.293	149	502	67	147	21	2	20	81	97	94	0	0	2
1978 Baltimore	.295	159	570	93	168	29	1	35	111	109	118	3	1	1
1979 Baltimore	.304	156	583	85	177	28	3	24	104	92	94	0	2	1
1980 Baltimore	.278	103	363	48	101	16	1	13	49	61	59	0	0	0
1981 Baltimore	.251	156	561	71	141	27	2	14	77	86	93	0	1	2
1982 Baltimore														
A.L. Totals	.291	1184	4245	604	1237	207	15	158	646	749	717	8	12	9
N.L. Totals	.277	636	2074	301	574	82	6	64	299	377	386	13	22	7
M.L. Totals	.287	1820	6319	905	1811	289	21	222	945	1126	1103	21	34	16

GWRBI: '79-10; '80-'19; '81-'7; '82-10. Total: 46.

\* Led league • Tied for league lead

1—Selected by New York Mets organization in January '67 free agent draft. (1st round, regular phase).

2—Signed on 2/15/67.

3—Acquired by Montreal Expos from N.Y. Mets with first baseman Mike Jorgensen and infielder Tim Foli in deal for outfielder Rusty Staub on 4/6/72.

4—Acquired by Baltimore Orioles from Montreal Expos along with pitcher Mike Torrez in deal for pitchers Dave McNally and Bill Kirkpatrick (assigned to Memphis) and outfielder Rich Coggins on 12/4/74.

## League Championship Series Record

YEAR CLUB, OPP.	AVG.	G	AB	R	H	2B	3B	HR	RBI	BB	SO	SB	CS	HP
1979 Bal. vs. Cal.	.375	4	16	4	6	2	0	0	2	1	2	0	0	0

## World Series Record

YEAR CLUB, OPP.	AVG.	G	AB	R	H	2B	3B	HR	RBI	BB	SO	SB	CS	HP
1979 Bal. vs. Pit.	.357	7	28	1	10	1	0	0	2	2	5	0	0	0

## All-Star Game Record

YEAR CLUB, SITE	AVG.	G	AB	R	H	2B	3B	HR	RBI	BB	SO	SB	CS	HP
1977 A.L., N.Y. (AL)	.000	1	0	0	0	0	0	0	0	0	0	0	0	1
1979 A.L., Sea.	.000	1	1	0	0	0	0	0	0	0	0	0	0	0
1981 A.L., Cle.	.667	1	3	2	2	0	0	1	1	0	0	0	0	0
A.S.G. Totals	.500	3	4	2	2	0	0	1	1	0	0	0	0	1

**Career Highs, Game:** Runs—4, twice (1 Bal.; 1 Mtl.), Apr. 15, '80 vs. K.C. at Bal. (ties club record) and Aug. 30, '74 at Cin; Hits—4, twelve times (11 Bal., 1 Mtl.), the latest Apr. 26, '81 vs. Bos. and Apr. 27, '81 vs. Chi., both at Bal.; Home Runs—2, five times (4 Bal., 1 Mtl.), the latest Apr. 23, '81 vs. Chi. at Bal.; RBI—5, twice (1 Bal.; 1 Mtl.), July 26, '79 vs. Sea. at Bal. and July 3, '73 vs. N.Y. at Mtl.; 4, 15 times (9 Bal.; 6 Mtl.), the latest July 17, '82 vs. Sea. at Bal.; Walks—4, three times (2 Bal.; 1 Mtl.), Apr. 30, '79 at Sea; May 15, '78 at Min; June 8, '73 vs. S.F. at Mtl. (ties Mtl. club record).

**Hitting Streaks:** 17—July 17 thru Aug. 4, '78; 15—Aug. 19 thru Sep. 3, '73; 14—three times.

## 1982 SEASON

Ken served as a fulltime designated hitter for the 1st time in his career, appearing in just 4 games in the outfield... He batted .250 (137-for-548) in that capacity in 148 games (5th among all dh's) with 14 homers & 73 rbi.

Overall, Ken's average was his lowest since '71, and his home run and rbi production sank to their lowest levels (for a full season, excluding '81) since '76. His average as a righthanded batter was the lowest of his career (see "Switch Hitting" below).

**Batting:** Ken started slowly, batting .228 (39-for-171) in his first 47 games thru June 2. Then, he rallied over the next 32 games thru July 9, batted .347 (42-for-121) in that stretch and raised his average to a season high .277. However, from that point he hit only .223 (60-for-269) in his last 77 games... Despite off year, he batted .342 (41-for-120) with men in scoring position... Bounced into a club high 22 double plays (Brooks holds club record-29 in '60).

**Home Runs:** Hit 4 in one 6-game stretch from Aug. 22 thru 27, but managed only 10 more in his other 150 games... His 1st homer in '82 (in his 23rd game 5/6) was his 1st in 58 games dating back to Aug. 24, '81.

**By Month:** April-.206 (13-for-63), 18 g... May-.248 (26-for-105), 28 g... June-.286 (26-for-91), 24 g... July-.313 (31-for-99), 27 g... Aug.-.182 (18-for-99), 29 g... Sep. & Oct.-.260 (27-for-104), 30 g.

## '82 SEASON & ORIOLES CAREER HIGHLIGHTS

**vs. Opponents:** Batted .300 or better against 3 clubs in '82: Minnesota-.355 (11-for-31), Oakland-.326 (15-for-46), and Seattle-.300 (12-for-40).

Ken has made a career of beating up on the Mariners. During their 6 A.L. seasons, he has batted .333 (68-for-204), with 20 homers and 59 rbi in 57 games against them. At the Kingdome only, he is 34-for-103 (.330) with 11 homers and 25 rbi in 28 games.

He's also hit over .300 against the Twins-.315 (88-for-279), Red Sox-.311 (116-for-373), and Cleveland-.306 (115-for-376), and his .293 average (88-for-300) vs. K.C. is the highest among all '82 Orioles.

His home run and rbi highs are 17 and 60, respectively, both against the Tigers. He's hit 10 of those homers in Tiger Stadium.

Was 1st player to hit homer into centerfield bleachers in "new" Yankee Stadium (7/26/77).

**vs. Pitchers:** Here are some pitchers against whom Ken has had considerable lifetime success: Lary Sorensen, Cle.-.667 (12-for-18), 2 hr... Mike Moore, Sea. & Jerry Ujdur, Det.-both .583 (7-for-12), 1 hr... Bob Owchinko, Oak.-.500 (7-for-14), 1 hr... Ron Davis, Min.-.500 (5-for-10), 1 hr... Steve Renko, Cal.-.455 (15-for-33), 2 hr... Dennis Eckersley, Bos.-.431 (25-for-58), 3 hr... Gaylord Perry, Sea.-.340 (16-for-47), 1 hr... Goose Gosage, N.Y.-.323 (10-for-33) 0 hr.

His home run high against a pitcher is 4 vs.: Richard Dotson, Ed Figueroa, Dave Goltz, Catfish Hunter, and Dave Roberts.

**On-Base Percentage:** Despite his off-year in '82, Ken still boasts a .396 career on-base percentage (2953-for-7461) in the majors and .399 (1995-for-5003) in the American League.

His best year from an on-base standpoint was '77 when he reached at a .442 clip (285-for-645), just shy of Bob Nieman's club record-.445 in '56.

**Designated Hitting:** Has a .263 average (216-for-822) in 224 games lifetime as a dh with 22 homers, 111 rbi, and 131 walks. His on-base percentage is a modest—for him—.364 (347-for-953).

**Walks:** In '82, Ken drew 86 walks to lead the club for the 7th time in 8 Baltimore seasons (Bobby Grich out-walked him in '76). Despite the abbreviated '81 season in which he drew 61 free passes, Ken's average is nearly 94 per year in the A.L.

He ranks 28th on the all-time list (1127) and is 5th among actives behind: (1) Yastrzemski-1791, (2) Morgan-1710, (3) Rose-1358, and (4) Staub-1227. His A.L. total of 749 is closing in on Brooks Robinson's club mark of 860.

Ken has drawn over 100 walks 4 times in the majors, 3 times as an Oriole, including a club record 118 in '75. His career high, 123 with Montreal in '73, is an Expos club mark. He has finished 2nd in the A.L. in walks 4 times ('75, '77, '78, '79) and was also runner-up once in the N.L. ('73).

**Batting Average:** Holds the club record for highest average, season (.328 in '77) and has led the O's in batting in each of his first 4 Baltimore seasons and just missed the next year ('79), when Murray beat him by .00064 (though both hit .295).

**Grand Slams:** See page 10.

**Batting Streaks:** Has had 12 batting streaks of 10 or more games during his Orioles career, though 9 has been his longest in each of the last 2 years... His best for the Birds was 17 in '78.

**"MVP"/"MVP":** Has won annual "Most Valuable iole" award 3 times ('75, '77, '79). Only Brooks (4 times) has earned that distinction more often, while Frank Robinson and Eddie Murray have also won 3 times.

In '79 he finished 2nd in the BBWAA vote for A.L. "mvp" with 241 points (5-3-1 system) to Don Baylor (347)... Baylor, Ken, and George Brett were mentioned on all 28 ballots, but Baylor had 20 1st place votes to Ken's 3 and Brett's 2.

In '77, he was 3rd in the "mvp" race with 200 votes behind Rod Carew (273) and Al Cowens (217).

**35 HRs-'79:** Ken, who hit 35 home runs in '79, is one of only 6 O's to have hit 30 or more in a single season during the club's 29 years in Baltimore. The others: Boog Powell (4 times), Frank Robinson (3 times); Eddie Murray & Jim Gentile (2 each), and Gus Triandos (once).

**April '81:** Ken homered in his 1st at bat of the year on opening day vs. K.C. and went on to hit .472 (25-for-53) in April with 7 homers and 14 rbi in 15 games. It was the highest average ever by an Oriole in the opening month and the highest in the majors since '73. His on-base percentage for the month was .517 (30-for-58) and his slugging percentage was .981 (52 bases in 53 at bats).

He was voted the A.L.'s "player of the month" for his heroics.

## KEN SINGLETON (Cont.)

10-for-10: During that April spree Ken set a club standard with 10 straight hits over a 2½-game span, all in Baltimore on Apr. 26 (4-for-4 vs. Bos.), Apr. 27 (4-for-4 vs. Chi.), and Apr. 28 (2-for-2 vs. Chi.). . . His final hit in that stretch was a home run off Richard Dotson who then got him on a gdp next time up to end it.

Included among the 10 hits were 4 doubles and 2 homers plus 6 rbi . . . The previous club record was 8 straight hits, held jointly by Brooks Robinson (twice), Bob "Rocky" Johnson, and Don Baylor.

Flanagan HRs: Since Mike Flanagan debuted with the O's Sep. 5, '75, he has been the major beneficiary of Ken's home runs. Though Ken has hit only 2 for Mike in each of the last 2 seasons, he has hit almost one-third of his long balls in games that Mike has pitched (i.e., 44 of 146 since 9/5/75), including 15 of 35 in '79 and 7 of 24 in '80.

Ejections: Has been ejected 3 times in the A.L.: (1) by Russ Goetz on Aug. 27, '75; (2) by emergency ump Richard Heltzer for throwing helmet Apr. 13, '79; and (3) by Don Denkinger for charging Twins' Paul Hartzell after 2 high & tight pitches Sep. 1, '79.

Japan: Accompanied Earl Weaver, Rick Dempsey, Dennis Martinez, trainer Ralph Salvon, and club physician Dr. Leonard Wallenstein to Japan in the fall of '79 for a series of games between all-star teams from the A.L. and N.L.

Sep.-Oct.: Despite 2 straight mediocre finishes (.210, 43-for-205, the last 2 years), Ken still has a .293 average for Sep.-Oct. since joining the O's (245-for-836). In '80, he batted .373 during those 2 months (47-for-126), regular season only.

### SWITCH HITTING

1982: It was no surprise that Ken hit better from the left side than the right for the 11th time in 13 seasons (.278 to .177), but the size of his righthanded average was. Ken hit all 14 of his home runs lefthanded, and, in fact, has not hit one righthanded since he connected off Seattle southpaw Jerry Don Gleaton on Aug. 24, '81 at the Kingdome. He's batted officially 185 times against lefties since then.

Lifetime: He is batting .297 lefthanded in the majors (1327-for-4466) with 169 home runs. Righthanded his average is .261 (484-for-1853) with 53 home runs.

During his 8 years in the American League, Ken has a .303 average lefthanded (923-for-3042) with 169 home runs and is batting .261 (314-for-1203) with 39 hr righthanded.

Best Year Righthanded: In '77 Ken hit .377 (59-for-158) from the right and was over .400 until Sep. 11. . . That year he hit .310 lefthanded. . . The only other season he hit better righthanded was in '70 for the Mets (.328 to .234, 69 games). His best year lefthanded was '78 when he hit .318 (112-for-352).

Home Runs: Ken ranks 3rd on the all-time list of switch-hitters with 222 home runs behind: Mickey Mantle-536 and Reggie Smith-314. . . Ted Simmons is 4th at 209 and Eddie Murray 5th with 165.

He is one of only 2 switchers to have enjoyed a 35 home run season ('79). The only other is Mickey Mantle who did it 6 times. . . Ken and Eddie Murray are 2 of only 5 switch-hitters to have hit 30 or more in a season, along with Mantle (9), Reggie Smith (2), and Rip Collins (1).

Ken & Eddie Combo: In '80, Ken and Eddie Murray became only the 2nd pair of switchers to produce 100 rbi each in a single season. . . The only others were Ted Simmons and Reggie Smith with the '74 Cardinals.

Natural Lefty: Though a natural lefthander (he eats and writes lefthanded), Ken batted righthanded until becoming a permanent switch-hitter in '65 (late in his amateur career).

### SUMMARY OF PREVIOUS SEASONS WITH O'S

1981: After his fabulous April (see above), Ken continued to lead the league in hitting thru May 24 (.383, 49-for-128) and was among the leaders in homers (9) and rbi (31) in just 36 games.

Beginning with the 2nd game of that May 24 doubleheader in Detroit, however, he managed only 18 rbi and 4 homers in his final 67 games and batted only .221 (52-for-235) in that stretch.

1980: Led majors in gwrbi (19), batted over .300 for 4th time in career (3rd time with O's), drove in 100 runs for 2nd straight year, and set career high with 177 hits.

1979: Enjoyed his most productive A.L. season with career highs in homers (35) and rbi (111). . . Was 2nd in league in walks to Darrell Porter (109 to 122). . . Lost club batting title to Murray by .00064 on last day of season. . . See "MVO"/"MVP" above.

1978: Though slowed by effects of a Dec. 10, '77 operation for removal of a bone chip and transplantation of the ulnar nerve in right elbow, Ken led O's in hitting for 4th straight time and was 2nd in A.L. in both walks (97) and on-base percentage (.409).

1977: Set club record with .328 average, surpassing Bob Niekman's '56 mark of .322. Was 3rd behind Carew and the late Lyman Bostock in batting and was 2nd in both on-base percentage (.442) and walks (107) while tying Lee May for club lead in rbi (99). Won his 2nd "mvo" award.

1976: Was hitting only .185 (28-for-151) on June 2 (42 games), then batted .312 (123-for-393) the rest of the way, hitting safely in 91 of his last 112 games. Beat out Reggie Jackson as the O's top hitter (.278 to .277) on last day of season, but was 2nd to Bobby Grich in both on-base percentage and walks.

Played leftfield when Jackson was in the lineup defensively (in right). . . Despite a 22-point drop in his average from the year before, he increased his rbi total from 55 to 70.

1975: Won the "mvo" award by a slim margin over Jim Palmer. . . Set a club record with 118 walks (one behind league leader John Mayberry) and led the A.L. in plate appearances (714). . . Batted primarily in the leadoff position.

### NATIONAL LEAGUE CAREER

Ken was Mets' 1st pick in January '67 free agent draft (signed by Clarence "Bubba" Jonnard). . . Made big league debut with Mets in June '70 after being recalled from Tidewater where he was leading International League in batting (.388).

Had his 1st 2 big league hits in his 3rd game (at Montreal) including his 1st career homer (off Expos' Bill Stoneman) on June 26, '70.

Enjoyed his 1st outstanding season in majors in '73 at Montreal, a full year after he'd been traded by the Mets in the Rusty Staub deal. . . That year he set several Montreal club records (100 runs, 103 rbi, 123 walks) and hit .300. . . Played in every game and led majors in outfield assists (20).



Amateur Background: Ken was a baseball and basketball standout at Mt. Vernon High School in New York. . . Went to Hofstra (Hempstead, L.I.) on a basketball scholarship, but also played baseball there (1 year). . . Averaged 18 points as a freshman in basketball. . .

Hit 36 home runs in 3 seasons in semi-pro Bronx Federation League. . . At age of 15 played against Rod Carew in that loop.

Roberto Clemente Award: Ken was the '82 recipient of the Roberto Clemente Award which is presented annually by Major League Baseball to the player who best exemplifies the game both on and off the field. That selection is made by a panel of media representatives and baseball executives. Ken is the second Oriole to be so honored in the 12 year history of the award. Brooks Robinson won in '72.

He was also awarded the "Jimmie Swartz Medallion" in April for his extensive community service in the Baltimore area.

In '82 he served as honorary chairman of the Maryland Association of Sickle Cell Services and for United Cerebral Palsy of Central Maryland, Inc., and was actively involved on behalf of several other charities. For the past 3 years he has purchased a block of tickets for all Orioles Sunday games and distributed them to needy senior citizens.

Personal: Born in New York City, but moved out to Stamford, CT when he was 8. . . One year later the family moved to Mt. Vernon.

His brother, Fred (5 years younger) was a hurdler at Penn State and is now a track coach at White Plains New York High School (5 years). . . His father, Joseph, worked for the U.S. Postal Service for many years in Manhattan. . . Now retired, he and Ken's mother have moved to the Baltimore area. . . His uncle Harvey (Buddy) Singleton was once a tackle for the Toronto Argonauts.

Ken met his wife, the former Colette Saint-Jacques of Vercheres, Quebec, while she was working at the Forum in Montreal. . . They were married Jan. 5, '74 and have 2 sons: Matthew Kenneth (11/24/76) and Justin Charles (4/10/79).

After spending two winters in southern California, Ken and his family sold their house there in '79 and purchased a home in Timonium (north of Baltimore City) where they now live the year around. . . Has spent last 3 winters working at WBAL-TV in Baltimore.



## ROBERT CLIFFORD (CLIFF) SPECK


Born: Aug. 8, '56; 6'4"; 196; Bats, R; Throws, R; Position: P.

**Birthplace/Residence:** Born, raised, and still lives in Portland, Oregon.

**Contract Status:**

**Tenure:** None.

**Signed Originally with:** New York Mets.



YEAR CLUB	W-L	ERA	G	GS	CG	SHO	SV	IP	H	R	ER	BB	SO
1974 Marion—1	4-4	2.96	13	*13	2	2	0	79	58	34	26	48	70
1975 Wassau	2-6	6.63	8	8	1	0	0	38	36	33	28	37	28
1976 Lynchburg	4-2	4.25	10	10	1	0	0	55	37	32	26	47	31
1977 Lynchburg—2	5-7	5.34	20	20	3	0	0	91	90	62	54	64	49
1978 Peninsula	7-4	3.15	29	10	3	0	3	97	88	43	34	47	67
1979 Peninsula	6-3	2.81	26	6	3	0	5	77	65	30	24	39	58
Reading	3-5	4.34	9	9	5	0	0	56	60	33	27	21	39
1980 Reading	4-3	3.88	9	8	1	0	0	51	39	25	22	25	43
Oklahoma City—3	1-5	6.08	20	9	0	0	0	74	81	58	50	52	27
1981 Charlotte	1-0	2.73	12	0	0	0	2	33	29	11	10	11	24
Rochester	6-3	3.79	27	10	1	0	0	76	81	35	32	37	51
1982 Rochester	8-10	3.45	31	19	1	1	2	156.2	148	77	60	72	88
Pro. Totals	51-52	4.00	214	122	21	3	12	884	812	473	393	500	575

\* Tied for league lead.

1—Selected by New York Mets' organization in June '74 free agent draft (1st round, regular phase). Signed on 6/8/74.

2—Released by New York Mets' organization on 4/1/78. Signed by Philadelphia organization as a free agent on 4/13/78.

3—Released by Philadelphia organization on 1/15/81. Signed by Baltimore organization as a free agent on 3/13/81.

**Pitches:** Fastball, curve, slider, changeup.

**Orioles Organization:** After his 1st 7 pro seasons with the Mets & Phillies organizations, Cliff had a 5.05 career era. During his 2 seasons in the Baltimore system he's been stingier by 1 1/2 runs per game (3.45 era, 265.2 ip, 102 er) while going 15-13.

Pitched in relief in his first 9 '82 appearances for the Wings, then joined the rotation in mid-May. Was 8-8 as a starter and won 3 of his last 4 regular season outings. Went 1-1 in the playoffs. Beat Richmond (Atlanta Braves), 12-3, in opening games of 1st round with a season high 10 strikeouts. Lost the 1st game of the final series to Tidewater (NY Mets). Tidewater swept the series 3-0 after the Wings had gone 3-0 vs. Richmond.

His best effort of the year was a 1-0, 4-hit shutout at the expense of Charleston (Cleveland Indians) on June 18. Walked only one while fanning 7 in that game. Came out of 2 games with blisters on middle finger of pitching hand.

Pitched in the Dominican Republic over the winter.

**Early Career:** Pitched 4 years with the Mets and 3 with the Phillies. Has been a starter primarily during his pro career (122 starts, 92 relief appearances).

**Amateur Background:** Played baseball and basketball at Beaverton (Oregon) High School (graduated '74). Was all-metro 1st team and all-state 2nd team as a senior. Was 17-3 in last 2 years of high school and American Legion ball combined. Participated in Little League baseball program.

**Personal:** Hobbies: golf and working on cars. Has 2 children, Tammy and Michele, by an earlier marriage. Single.

## JOHN ROBERT STEFERO

Born: Sep. 22, '59; 5'8"; 185; Bats, L; Throws, R; Position: C.

**Birthplace/Residence:** Born in Sumter, South Carolina. Grew up in Baltimore and now lives in nearby Odenton.

**Contract Status:** Signed thru '83.

**Tenure:** None.

**Signed Originally with:** Baltimore.



YEAR CLUB	AVG.	G	AB	R	H	2B	3B	HR	RBI	BB	SO	SB	CS	HP
1979 Bluefield—1	.275	59	200	37	55	11	2	8	42	22	35	2	0	1
1980 Miami	.215	101	307	32	66	9	4	5	30	36	73	1	1	1
1981 Hagerstown	.287	111	338	69	97	15	2	25	82	78	88	4	0	0
1982 Charlotte	.230	115	357	45	82	9	2	17	60	49	85	0	2	4
Pro. Totals	.250	386	1202	183	300	45	10	55	214	185	281	7	3	6

GWRBI: '80-4; '81-5; '82-4.

1—Signed by Baltimore organization as an undrafted free agent on 6/26/79.

1982: After appearing in his 1st big league training camp, John spent the entire season with Charlotte, and finished 3rd on the club with 60 rbi (behind Jesus Alfaro-71 and Leo Hernandez-61).

Used primarily as a catcher (78 g) but also played leftfield (17 g) 3rd base (7 g), 1st base (1 g), and as both a pinch and designated hitter.

Jumped off to a quick start, batting .339 (21-for-62) with 18 rbi in 21 games thru May 6. Remained over .300 thru May 14, then tapered off over the next two months into the .230s.

**Grand Slams:** Three of his first 6 homers were slams (all 3 at Charlotte). His first, on Apr. 14, was one of 2 homers he hit in that game. He went 3-for-5 with 6 rbi in Charlotte's 17-4 drubbing of visiting Orlando. He hit #2 on May 11 and #3 on May 21.

1981: John was among the Carolina League leaders in home runs (25, 4th tie), rbi (82, 5th) and batting (.287, 8th) for Hagerstown. Set career highs in those departments plus games (111), at bats (338), runs (69), hits (97), doubles (16), & walks (78). Led Suns in rbi and walks.

Had a 16-game hitting streak (May 29<sup>2</sup> thru June 11) during which he batted .327 (17-for-52) with 6 homers and 16 rbi.

A bone chip in his right thumb late in the season forced him to miss Carolina League playoffs. Earlier in the year (Apr. 14) John escaped serious injury after the club bus overturned and he was thrown thru a window.

Caught in 93 of the 115 games in which he appeared. Also played 3rd base (1 g), leftfield (1 g) and was used as a dh.

**All-Star MVP:** Led Carolina League's Northern Division to a 9-3 win over the south with 2 homers & 4 rbi to earn mvp honors at Durham.

'79 & '80: Signed by the late Dick Bowie after an original recommendation by Jim Gilbert. Was primarily a 3rd baseman as an amateur, and played in 49 games at 2nd base in first pro season at Bluefield in '79 (caught just 5 games).

Heeding the advice of Bowie, and with instruction from Lance Nichols, he became a full-time catcher (81 g) at Miami in '80. Was unofficial bullpen catcher for O's home games in Sep. '80.

Led Bluefield in homers (8) and rbi (42) in '79. Played in Florida Instructional League in the fall of '79 and at Indios in Columbian Winter League in Sep. '80.

**Amateur Background:** Played at Motlow State C.C. (Tallahoma, TN) in '78, majoring in business & management. Earned all-conference, all-region and all-Tennessee J.C. honors.

Lettered 4 times in baseball and once in football at Baltimore's Mt. St. Joseph's High School (graduated '77). Participated in Little League and Babe Ruth programs in Brooklyn, MD. Also played semi-pro baseball in Baltimore for AAABA Mikes' in '77 and '78 and for Johnny's in '79.

Played on Baltimore major league semi-pro all-star team against the Korean National College All-Stars at Memorial Stadium on June 25, '79 and hit a home run. He was signed by the O's the next day.

**Personal:** Hobbies are fishing, sports cars, and horseback riding. Single.

## SAMUEL (SAMMY) LEE STEWART, JR.


Born: Oct. 28, '54; 6'3"; 208; Bats, R; Throws, R; Position: P.

**Birthplace/Residence:** Born in Asheville, N.C., but grew up and still lives in nearby Swannanoa.

**Contract Status:** Signed 3 year contract (thru '85) with one year option on Feb. 8, 1983.

**Tenure:** Four years, 32 days.

**Signed Originally with:** Baltimore.



# SAMMY STEWART (Cont.)

YEAR CLUB	W-L	ERA	G	GS	CG	SHO	SV	IP	H	R	ER	BB	SO
1975 Bluefield—1	3-3	6.07	18	4	0	0	1	43	62	44	29	26	29
1976 Miami	12-8	2.42	23	22	12	2	0	182	147	65	49	86	79
1977 Rochester	0-5	6.29	10	10	0	0	0	54	68	41	38	35	28
Charlotte	9-6	2.08	16	16	10	3	0	117	93	32	27	45	56
1978 Rochester	13-10	3.80	27	27	6	1	0	173	168	90	73	93	111
Baltimore	1-1	3.27	2	2	0	0	0	11	10	5	4	3	11
1979 Baltimore	8-5	3.51	31	3	1	0	1	118	96	47	46	71	71
1980 Baltimore	7-7	3.56	33	3	2	0	3	119	103	51	47	60	78
1981 Baltimore	4-8	2.33	29	3	0	0	4	112	89	33	29	57	57
1982 Baltimore	10-9	4.14	38	12	1	1	5	139	140	68	64	62	69
Hagerstown—2	0-0	2.25	2	2	0	0	0	8	8	2	2	1	6
M.L. Totals	30-30	3.43	133	23	4	1	13	499	438	204	190	253	286

\* Led league

1—Signed by Baltimore organization as an undrafted free agent on 6/15/75.

2—On rehabilitation assignment, July 7-14, 1982.

## League Championship Series Record

YEAR CLUB OPP.	W-L	ERA	G	GS	CG	SHO	SV	IP	H	R	ER	BB	SO
1979 Bal. vs. Cal.													

(did not appear)

## World Series Record

YEAR CLUB OPP.	W-L	ERA	G	GS	CG	SHO	SV	IP	H	R	ER	BB	SO
1979 Bal. vs. Pit.	0-0	0.00	1	0	0	0	0	2.2	4	0	0	1	0

Low-Hitters—1, June 7, '79 vs. K.C. at Bal.

Longest Relief Stints: 8.1 innings—Sep. 28, '81 at Det.; 8 innings—twice, Sep. 16, '81 vs. Mil. at Bal. and Aug. 13, '82 at Bos. . . . Has worked seven or more relief innings 7 times in career.

Strikeout Highs: 9—Sep. 1, '78 vs. Chi. at Bal; 7—July 24, '82 vs. Oak. at Bal.

Pitches: Fastball, slow curve, slider, and change.

## THE 1982 SEASON

Used extensively as both a starter and in long and short relief, Sammy set career highs for wins (10), games (38), starts (12), saves (5), and innings pitched (139). He was 3-5 with a 5.40 era (63.1 ip, 78 h, 38 er) in 12 starts and 7-4 with a 3.09 era (75.2 ip, 62 h, 26 er) in 26 relief appearances.

Season Summary: Sammy was 5-5 with a 4.54 era (69.1 ip, 76 h, 35 er) in 17 games (9 starts) in the 1st half and 5-4 with a 3.75 era (69.2 ip, 64 h, 29 er) in 21 contests (3 starts) thereafter.

1st Half: He started the year in the bullpen and pitched 5 innings of 2-hit baseball to beat Kansas City on opening day (Apr. 5). . . . Thru May 4, he was 2-2 with a 4.05 era and one save in 8 games (1 start).

At that point, he was inserted into the regular rotation and was 3-3 in 9 starts between May 10 and June 22. . . . Blanked Texas on 5 hits, 6-0, on May 27 for his 1st major league shutout and only '82 complete game.

Injury: Sammy began to be bothered by sore knee in early June. . . . Lasted just 2.1 innings in a start at Milwaukee on June 10 (7 h & 6 r) and did not pitch again for 12 days. . . . Started at Cleveland on June 22 but had to leave after 1.2 innings with recurring soreness in both knees.

He was placed on the 21-day disabled list on June 25 (retro-active to June 22) and began a twice-a-day physical therapy program under Dr. Richard Schlesinger of Baltimore. The program was designed to cure his aching knees, which were a result of both tiny bone chips and the fact that Sammy's right leg was a half inch shorter than his left (forcing him to compensate in his delivery). He was fitted with a heel lift and used an exercise program to strengthen the leg muscles.

After two weeks of therapy, he was sent to the O's class A Hagerstown club on "rehabilitation assignment" to continue his comeback on July 6. . . . Started 2 games for the Suns without a decision, July 7 vs. Durham (3 ip, 3 h, 0 r) and July 11 at Winston-Salem (5 ip, 5 h, 2 r). . . . Was reactivated by Baltimore on July 15.

2nd Half: Upon his return, Sammy was used primarily in long relief thru the end of August, although he did make 3 starts in that span, going 0-2.

Then, when Tim Lincecum was lost for the season with a knee injury on Sep. 6, Sammy became the Orioles' righthanded short reliever. From that point on, he was 3-2 with a 3.22 era (8 er/22.1 ip) and 2 saves in his final 9 appearances.

## 1982 AND MAJOR LEAGUE CAREER

Starts: He pitched only once in relief in his last 3 minor league seasons but in 4 full big league campaigns ('79, '80, '81, '82) has made just 21 starts in 131 appearances. . . . Did start twice when made M.L. debut in Sep. '78.

Is 8-11 in 23 career starts with a 4.50 era (138 ip, 137 h, 69 er) and 4 complete games.

Relief: In '82 he held the opposition scoreless in 12 of 26 relief appearances and finished 16 games. . . . Allowed 1st batter faced to reach safely in just 7 of 26 appearances (27%) and permitted 14 of 32 inherited runners to score (44%). . . . Under the Orioles' formula for relief pitchers (see Tippy Martinez' biography on page 121 for further explanation), he had 26 net points, based on 7 wins, 5 saves, and 13 holds for a plus 42 and 3 losses and 10 squanders for a minus 16.

For the 3rd straight year, was more effective in relief in the 2nd half. . . . Was 2-2 with a 3.92 era (9 er/20.2 ip) and a save in 8 1st half games and 5-2 with a 2.78 era (17 er/55 ip) and 4 saves in 18 games after the break. His career relief totals are a 22-19 record and 3.02 era (361 ip, 301 h, 121 er) in 110 appearances.

In '82 saved 2 games for Scott McGregor and one each for Dennis Martinez, Tippy Martinez, and Don Welch.

Long Stints: Sammy worked 4 or more innings in a game 7 times with a season high 8 inning effort at Boston on Aug. 13 (matching Mike Boddicker for the longest stint of the year by an O's reliever).

Has now pitched 7 or more relief innings 7 times in his career with the longest being an 8.1 inning performance at Detroit on Sep. 28, '81.

vs. Opponents: He was 1-0 against both California and Minnesota to improve career mark to 3-0 vs. both clubs. . . . Defeated Chicago on Apr. 24 for 1st win against ChiSox since he beat them in his big league debut in '78 (had gone 0-4 in the interim).

Was just 1-2 vs. Detroit but has career highs for wins (5), decisions (9), games (16), and innings (65.2) against the Tigers. . . . See page 27 for complete stats vs. each opponent.

Pickoffs: In his 5 big league seasons, Sammy has picked 12 runners off base (one scored as caught stealing), 9 of those coming at 2nd base. . . . Less than half the runners attempting to steal against him (23 of 48) have been successful.

## PREVIOUS CAREER HIGHLIGHTS

1981: Sammy had the lowest earned run average in the American League for actual number of innings pitched but lost the era title at season's end in a disputed decision (see "Earned Run Average Dispute" below). . . . Was 4-5 with 4 saves and a 1.58 era in 26 relief outings and 0-3 with a 6.89 era in 3 starts.

Earned Run Average Dispute: Despite allowing 5 runs in 1.2 innings in his last game of the year (Oct. 2 vs. N.Y.), it appeared that Sammy had won the A.L. era title in a close race with Oakland's Steve McCatty. Stewart allowed 29 earned runs in 112.1 innings for a 2.32351 era to edge McCatty, who surrendered 48 earned runs in 185.2 innings for a 2.32670 era.

However, official playing rule 10.22 called for earned run averages to be figured after rounding off the number of innings pitched to the nearest full inning. When this was done, McCatty had the lower era, 2.32258 (rounded up to 186 innings) to Stewart's 2.33036 (rounded down to 112 innings). After a review of the situation, the Official Scoring Rules Committee declared McCatty the winner with Stewart placing 2nd. The rule was changed at the '81 annual baseball meetings to determine era on actual innings pitched, effective with the '82 season.

Had Sammy won the title, he would have been the 1st A.L. era leader with a losing record (4-8) in 58 years.

1980: Was 5-5 with 3 saves and 3.46 era in 30 relief appearances and 1-2 with 3.80 era in 3 starts. . . . Finished strong with a 4-0 mark, 3 saves, and a 1.83 era in his last 12 outings (all in relief).

1979: Also pitched mostly in long relief but also started 3 games (once every 6 weeks between Apr. 21 and July 21) and won them all.

1978: Was recalled from Rochester on Sep. 1 with Dave Ford and Tim Stoddard to help the O's thru a stretch of 5 games in 3 days against Chicago. . . . Beat the White Sox in 1st start (see below) and lost a start to Detroit 4 weeks later in only other appearance.

Record Breaker: Made his debut the day he reported (Sep. 1) and set a big league record (in the 2nd game of a dh) by striking out 7 straight batters in his 1st game.

The record was 6, shared by Karl Spooner (Brooklyn '54) and Pete Richert (Los Angeles '64). . . . Sammy won 5.1 innings and struck out a total of 9 and was the winning pitcher.

Minors: Won 7 of his last 9 decisions and led Rochester in wins (13), era (3.80), and strikeouts (111) in '78. . . . Started the '77 season with the Wings after making the jump from class A Miami, but was sent down to class AA Charlotte in June after 0-5 start.



## SAMMY STEWART (Cont.)

Pitched a 7 inning no-hitter for Miami against the Winter Haven Red Sox on July 20, '76, winning 1-0... That year led the Florida State League in walks (86) but was tops among the Miami starters in era (2.42) and innings (182).

**Signing:** Was drafted by the K.C. Royals while in junior college, but did not sign... After not being picked in the June '75 draft, attended a major league tryout camp in Asheville where was signed for the O's by Rip Tudor.

**Amateur Background:** Played baseball and basketball for 2 years at Montreat-Anderson J.C. (Montreat, N.C.)... Had the lowest era (0.36) in the nation among J.C. pitchers in '74... Was a shortstop and designated hitter when not pitching, batted .378, and was the "mvp" in the conference that year.

Played in the Shenandoah Valley Summer Baseball League, while in college... As a basketball player, averaged 15.4 points in 2 seasons at Montreat-Anderson.

Lettered four years in baseball, basketball, and football at Charles D. Owen High School... Was a quarterback and safety in football... Averaged 18.6 points per game in basketball and set a school one-game scoring record with 38 points.

Played Little League, Babe Ruth, and American Legion baseball... His legion team won the N.C. state championship in '72.

**Personal:** Bought a home in the Baltimore area (Perry Hall) in '82 but spent most of the off-season in Swannanoa... Hobbies: golf, hunting, and fishing.

Sammy and his wife, the former Peggy Jean Logan, were married on Jan. 22, '77, and are the parents of 2 children: Colin Timothy (8/17/79) and Alicia Lynn (6/25/82).

## TIMOTHY (TIM) PAUL STODDARD


**Born:** Jan. 24, '53; 6'7"; 250; Bats, R; Throws, R; Position: P.

**Birthplace/Residence:** Born and raised in East Chicago, Ind... Now lives in Timonium, Baltimore County.

**Contract Status:** Signed thru '83.

**Tenure:** Four years, 88 days.

**Signed Originally with:** Chicago.



YEAR CLUB	W-L	ERA	G	GS	CG	SHO	SV	IP	H	R	ER	BB	SO
1975 Knoxville-1	3-4	4.23	31	6	2	1	7	66	66	40	31	43	37
Chicago (AL)	0-0	9.00	1	0	0	0	0	1	2	1	1	0	0
1976 Knoxville	9-8	2.89	20	19	9	0	0	140	147	55	45	60	62
Iowa-2	0-2	5.59	12	2	0	0	0	29	37	20	18	15	20
1977 Charlotte	10-7	3.21	36	18	10	2	5	174	175	75	62	66	94
1978 Baltimore	0-1	6.00	8	0	0	0	0	18	22	17	12	8	14
Rochester	7-3	2.61	45	2	1	0	6	76	80	28	22	32	70
1979 Baltimore	3-1	1.71	29	0	0	0	3	58	44	12	11	19	47
1980 Baltimore	5-3	2.51	64	0	0	0	26	86	72	27	24	38	64
1981 Baltimore	4-2	3.89	31	0	0	0	7	37	38	16	16	18	32
1982 Rochester-3	0-0	1.50	5	0	0	0	0	6	2	1	1	2	6
Baltimore	3-4	4.02	50	0	0	0	12	56	53	26	25	29	42
<b>M.L. Totals</b>	<b>15-11</b>	<b>3.13</b>	<b>183</b>	<b>0</b>	<b>0</b>	<b>0</b>	<b>48</b>	<b>256</b>	<b>231</b>	<b>99</b>	<b>89</b>	<b>112</b>	<b>199</b>

1—Selected by Chicago White Sox organization in January '75 free agent draft (2nd round, secondary phase)... Signed on 5/26/75.

2—Released by White Sox on 3/28/77... Signed by Baltimore organization as a free agent on 4/8/77.

3—On rehabilitation assignment, April 27-May 4, 1982.

### League Championship Series Record

YEAR CLUB OPP.	W-L	ERA	G	GS	CG	SHO	SV	IP	H	R	ER	BB	SO
1979 Bal. vs. Cal.	(did not appear)												

### World Series Record

YEAR CLUB OPP.	W-L	ERA	G	GS	CG	SHO	SV	IP	H	R	ER	BB	SO
1979 Bal. vs. Pit.	1-0	5.40	4	0	0	0	0	5	6	3	3	1	3

**Longest Relief Stints:** 5.2 innings—Sep. 13, '78 at Mil; 5.1 innings—Apr. 12, '79 vs. N.Y. at Bal.

**Strikeout Highs:** 7—Apr. 30, '79 at Sea; 6—twice, the latest May 16, '79 at Bos.

**Pitches:** Sinking fastball, slider, curve, and change.

## THE 1982 SEASON

Despite missing the 1st month of the season with arm problems and the final 4 weeks after a knee injury (see below), Tim finished 2nd on the staff to Tippy Martinez in appearances (50) and saves (12).

Under the Orioles' formula for ranking relievers, he finished with 30 relief points, 2nd to Tippy's 59. Tim had 12 saves, 3 wins, and 10 "holds" for a plus 52, and 4 losses and 14 "squanders" for a minus 22. See Tippy Martinez' biography on page 121 for a further explanation of the formula.

**Relief Summary:** Tim finished 38 of 50 games and was scored upon in 17 appearances... Permitted the 1st batter he faced to reach base 11 times, a 22% ratio that was 3rd lowest on the club... Allowed 22 of 51 inherited runners to score (43%).

Was 1-3 with a 3.57 era (16 er/40.1 ip) and 9 saves in 33 1st half games and 2-1 with a 5.17 era (9 er/15.2 ip) and 3 saves in 17 contests thereafter... His best month was June, when he was 1-0 with a 1.13 era (2 er/16 ip) and 3 saves in 13 appearances... That included a streak of 10 consecutive scoreless outings (11.1 ip) from June 12 thru 29.

**Saves:** In '82 he saved 3 games for Mike Flanagan and Jim Palmer, 2 for Tippy Martinez and Scott McGregor, and 1 each for Storm Davis and Sammy Stewart.

**Lifetime for the O's he has saved:** 13 for Palmer, 11 for Flanagan, 9 for Steve Stone (all in '80), 7 for McGregor, 4 for Tippy, and 1 each for Davis, Dennis Martinez, Don Stanhouse, and Stewart... Is 5th on the O's all-time list with 48 saves, 3 behind Dick Hall.

**Injuries:** Tim spent 2 lengthy stints on the disabled list with a pair of major injuries.

**Arm Problems:** He began to be bothered with weakness and tightness in the muscles of his right shoulder early in spring training and pitched just 6 innings in exhibition play... Was placed on the 21-day disabled list at the start of the regular season and underwent an exercise program for the next 4 weeks.

Was sent to Rochester on Apr. 27 under the "rehabilitation assignment" program to continue his recovery... Pitched in 5 games with the Red Wings before being activated by Baltimore on May 5.

**Knee Injury:** Tim was lost for the season when he tore ligaments in his right knee in a fall in New York on Sep. 6... Underwent surgery to repair the damage at Baltimore's Children's Hospital on Sep. 10 and had the knee in a cast for about 6 weeks... Was placed on the 60-day emergency disabled list at that time.

He was placed on an extensive strengthening and rehabilitation program in November and made a rapid recovery from the injury... Was able to start throwing in January and is expected to be fully recovered for spring training.

**vs. Opponents:** Tim held Detroit (5 ip, 3 g), Kansas City (2.2 ip, 3 g), and New York (1.2 ip, 3 g) without a run in '82 and in the process, extended his scoreless innings streaks against the Tigers and Royals... Has not allowed a run in his last 12.2 innings over 11 appearances vs. Detroit (is 1-0 with 5 saves in that span), since that streak began on May 25, '80.

Was 0-1 with a 6.75 era (3 er/4 ip) in his 1st 2 major league appearances against the Royals in Apr. '78... Since then, has held them scoreless over 10 games and 13.2 innings with a win and 4 saves... For complete '82 and lifetime stats vs. opponents, see page 27.

**Odds and Ends:** Allowed just 4 homers, 2 of those coming against Texas on May 31... Combined with Flanagan and Tippy to pitch shutout at Toronto on May 21.

## PREVIOUS CAREER HIGHLIGHTS

**1981:** He was 2nd to Tippy in appearances (31) and saves (7)... Preserved a lead or tie 16 times in 20 opportunities (.800) and prevented 36 of 47 inherited runners from scoring, (.766), both percentages being the best among O's relievers.

**1980:** Tim set a club record with 26 saves, 4th in the American League behind Dan Quisenberry and Rich Gossage (33 each) and Ed Farmer (30)... Was 5th in the competition for the Rolands "Relief Man of the Year" award with 59 points (2 for each win & save minus 1 point for each loss).

**Tight Spots:** He held a lead or tie on 43 of 52 occasions (.827) and prevented 60 of 78 inherited runners from scoring (.769)... Worked out of 4 bases loaded situations unscathed.

**Strong Finish:** Tim was particularly effective after July 21, in his final 30 appearances... In that period was 5-0 with 14 saves and a 2.04 era... Was scored on in only 4 of those 30 games.

## TIM STODDARD (Cont.)

Did not give up a run in 14 straight appearances (15.1 ip) from Sep. 6 until finally being scored on in his final outing of the year (Oct. 4)... Pitched 17 consecutive scoreless innings over 12 appearances from July 26 thru Aug. 23 (3-0, 7 svs).

Was A.L.'s "pitcher of the month" in September: 16 games, including 14 straight scoreless appearances, 2-0 with 7 saves and a 2.04 era.

Home Runs: A homerless streak spanning 55 games and 74.1 innings was abruptly snapped by California's Jason Thompson and Bob Clark in 8th inning on Aug. 30. They were only 2 homers Tim allowed all year.

Odds & Ends: He picked up a save without retiring a batter vs. Toronto on Sep. 21... He entered game with 2 out and 1 on, and worked the count to 2-2 on Steve Braun when Rick Dempsey picked Lloyd Moseby off 2nd base to end the game.

1979: Tim was O's most effective reliever in early season and was 3-1 with a 1.66 era when he suffered muscle tear under his right arm-pit on June 23... Pitched only once in next 11 weeks (including 5 weeks on disabled list) before returning to action in September... Had lowest era on staff (1.71) and fanned 47 in 58 innings.

ALCS/WS: He did not see action in '79 ALCS, but did appear in each of the last 4 games of the world series.

Was winning pitcher in game 4 at Three Rivers Stadium... O's trailed 6-3 when he came on in 7th... He went on to pitch 3 scoreless innings, and the Birds rallied for 6 runs in the 8th to win, 9-6.

Tim contributed to the O's uprising with a single to left that scored Billy Smith with 5th run of the big inning... It was Tim's 1st basehit in pro baseball (he was 0-for-9 in the minors), and it came on his 1st big league at bat.

1978: After an impressive effort in spring exhibitions, Tim came north with the club, but was ineffective in 7 appearances and was sent to Rochester in May. Rejoined O's on Sep. 1, but pitched in only one game thereafter... Led Puerto Rican League with 1.86 era while pitching for Frank Robinson at Santurce.

1977: Tim was signed to a Charlotte contract by the late Orioles' Director of Player Development Clyde Kluttz, 11 days after the White Sox released him in spring training... Started 18 of his 1st 20 games at Charlotte, but from July 21 on, he pitched exclusively in relief.

White Sox: He was signed originally for Chicago by Walt Widmayer... Had been selected previously by Texas in June '74, but chose to remain in college.

Was called up to Chicago in Sep. '75 after his rookie season at Knoxville... Appeared in 1 game, and pitched 1 inning vs. the Twins on Sep. 7... Went to spring training with Chisox in both '75 & '77.

Started in the '76 Southern League all star game vs. Atlanta after compiling a 5-2 record in the early going at Knoxville.

### AMATEUR BACKGROUND

Tim starred in baseball and basketball at North Carolina State University in Raleigh... Graduated in '75.

Baseball (N.C. State): He pitched for 3 ACC championship teams under coach Sammy Esposito, the former White Sox infielder... Was 16-3 with a 2.28 era in 3-year career including a 4-0 mark, 5 saves and a 1.05 era in senior year ('75)... In each of his 3 ACC tournaments ('73, '74, '75), Tim either won or saved the title game in relief after winning an earlier round contest as a starter the previous day.

Basketball (N.C. State): He was a forward on powerful NC state teams of '73 and '74 that went 57-1 and finally dethroned UCLA (which had won 7 straight national championships) in '74 NCAA tournament.

The Wolfpack eliminated UCLA in semifinals, 80-77, in double overtime, then defeated Marquette, 76-64, in finals... Tim scored 1st field goal in the Marquette game. Others on the '74 championship team included all-American David Thompson (Denver NBA), Tom Burleson (ex-Atlanta NBA), Monty Towe (formerly with Denver) and Moe Rivers... State was 27-0 in '73 but was ineligible for post-season play.

High School/Other: Played baseball, basketball and football at Washington High School in East Chicago (graduated '71)... Was a 2-time baseball captain and an all-state selection in basketball.

Was 13-4 in the Central Illinois Collegiate League in '73-'74... Played Little League, Babe Ruth and American Legion baseball.

Personal: Tim owns a home in Timonium... Had been the star of the Orioles' basketball team for the past several years, but was unable to play this winter because of his knee injury... Once scored 53 points in one game... Also works for the club's speakers bureau in the off-

season and has played Santa Claus at the Orioles' annual Christmas party for underprivileged youngsters the past 2 years.

At 6'7", is probably tallest player ever to appear on an Orioles roster.

He and his wife, the former Diane Payne, were married July 12, '75 and have 2 daughters: Laura Ann (10/10/76) and Anne Marie (10/13/78).

## DONALD (DON) RAY WELCHEL


Born: Feb. 3, '57; 6'4"; 205; Bats, R; Throws, R; Position: P.

Birthplace/Residence: Born in Atlanta, Texas... Grew up and still resides in Dallas, Texas.

Contract Status: Signed thru '83.

Tenure: 21 days.

Signed Originally with: Baltimore.



YEAR CLUB	W-L	ERA	G	GS	CG	SHO	SV	IP	H	R	ER	BB	SO
1978 Bluefield—1	4-5	2.43	12	11	7	0	0	89	78	30	24	25	57
Miami	2-0	1.80	2	2	0	0	0	15	13	5	3	5	10
1979 Miami	5-6	2.94	14	14	7	0	0	95	86	34	31	34	53
Charlotte	5-4	3.87	13	13	5	0	0	86	95	47	37	39	40
1980 Charlotte	9-12	2.90	28	28	*12	1	0	202	*210	86	65	47	56
1981 Rochester	1-1	2.25	8	0	0	0	0	12	9	5	3	4	7
Charlotte	13-7	2.91	22	22	11	0	0	161	161	76	52	63	90
1982 Rochester	12-7	4.64	30	25	6	2	0	163	180	91	84	82	82
Baltimore	1-0	8.31	2	0	0	0	0	4.1	6	6	4	2	3
M. L. Totals	1-0	8.31	2	0	0	0	0	4.1	6	6	4	2	3
Pro. Totals	52-42	3.30	131	116	48	3	0	827	838	380	303	301	398

\* Led league • Tied for league lead  
1—Selected by Baltimore organization in June '78 free agent draft (seventh round Baltimore's tenth selection, secondary phase)... Signed on 6/8/78.

Pitches: Fastball, curve, slider, and change.

1982: Don led Rochester in wins (12), starts (25), complete games (6), and innings pitched (163)... Tied for 2nd in the International League in shutouts (2), tied for 4th in victories and complete games and was 7th in innings pitched.

Started the year in the bullpen and allowed 9 runs in 9 innings over 5 appearances before becoming a starter in late April... Went 5-0 in his final 6 starts with a 2.66 era (12 er/40.2 ip) starting Aug. 5... Pitched a 7-inning, 1-hit shutout against Charleston on May 23<sup>rd</sup>, the 1st of 3 1-hitters by Red Wing pitchers in a 4-game span (Mike Boddicker and Allan Ramirez hurled the others)... Blanked Pawtucket on 2 hits over 10 innings on Aug. 21, winning 2-0.

Was 1-1 in the playoffs, defeating Richmond, 8-1, in game 2 of the semifinals (7.2 ip, 2 h, 1 r-er), and losing to Tidewater, 4-0, in the 2nd game of the championship series (5 ip, 6 h, 3 r-er).

Baltimore: Was recalled by the Orioles following the I.L. playoffs on Sep. 12 and pitched twice in relief the rest of the way... Picked up a win in his 1st major league appearance, hurling 1.2 scoreless innings (1 h, 1 bb, 2 so) against New York on Sep. 15 to earn an 8-5 decision (save by Sammy Stewart)... Also pitched 2.2 frames in a 15-6 loss at Milwaukee on Sep. 24, allowing 5 hits and 6 runs (4 earned).

1981: Started the season with Rochester but was used sparingly before his assignment to Charlotte on May 4... Tied for 3rd in the Southern League in wins (13) and complete games (11) and was 6th with a 2.91 era.

After a 3-3 start, was 10-2 over a 2 month period from June 19 thru Aug. 20 with a 2.08 era and 9 complete games in 12 starts... Played that winter for Magallanes in the Venezuelan League.

1980: Tied for the Southern League lead in complete games with 11 and was also among the league leaders in innings pitched (2nd, 202), starts (tied for 4th, 28), and earned run average (6th, 2.90)... After 5-1 start, was 4-11 in his last 20 starts but had 3.03 era and 9 complete games in that span... Played that winter at Indios in the Colombian League.

Pro Career: Signed by Ray Crone... Was drafted previously by the Cincinnati Reds in '75 but did not sign... Started the '79 season with Miami before being promoted to Charlotte on June 24.



## DON WELCHEL (Cont.)

Was named the righthanded pitcher on the Appalachian League all-star team in '78 and was 2nd in the circuit in era (2.43) and complete games (7)... Was promoted to Miami on Aug. 23 and won 2 big games, including the one that clinched the southern division 2nd half pennant for the O's.

Pitched in the Florida Instructional League after the '78 and '79 seasons.

**Amateur Background:** Had a 19-13 record in 3 seasons at Sam Houston State College in Huntsville, Tex.... Earned 3 letters in baseball and 2 in football at Lake Highlands High School in Dallas (graduated '75)... Was 12-1 and an all-state pitcher as a senior and played in the '75 Texas high school all-star game in the Astrodome.

Also participated in Little League, Babe Ruth League, American Legion, and semi-pro baseball programs.

Credits Don Nottebart, former major league pitcher for 5 different clubs, with helping him to pursue a baseball career.

**Personal:** Started a moving business with his brother in the Dallas area during the off-season... Hobbies: golf, fishing, and art... He and his wife, the former Deborah Jean Finch, were married on Jan. 6, '79, and are the parents of a son, Kyle David (10/7/80).

## JEFFREY (JEFF) LEON WILLIAMS


Born: Sep. 10, '62; 6'0"; 167; Bats, L; Throws, L; Position: OF.

**Birthplace/Residence:** Born and raised in Lincoln Heights, Ohio (north of Cincinnati)... Now lives in Cincinnati.

**Contract Status:** Signed thru '83.

**Tenure:** None.

**Signed Originally with:** Baltimore.



YEAR CLUB	AVG.	G	AB	R	H	2B	3B	HR	RBI	BB	SO	SB	CS	HP
1980 Bluefield-1	.346	58	214	34	74	10	2	1	28	23	29	7	4	0
1981 Miami	.215	113	382	38	82	15	5	0	36	36	64	10	8	1
1982 Hagerstown	.259	109	375	61	97	17	5	8	46	42	88	32	5	2

Pro. Totals .261 280 971 133 253 42 12 9 110 101 181 49 17 3

GWRBI: '80-1; '81-3; '82-3.  
1—Selected by Baltimore organization in June '80 free agent draft (first round, regular phase)... Signed by Tommy Thompson on 6/4/80.

**1982:** Improved substantially over '81 while raising his average 44 points to .259 and leading the Hagerstown Suns in steals with 32 in 37 tries for success percentage of .865. Ranked 4th in O's system in stolen bases... After hitting only one home run in 1st 2 pro seasons (171 games), batted 8 in '82.

Injured his right knee sliding into 3rd base on Aug. 22nd and underwent surgery in Cincinnati 6 days later.

**1981:** Was 3rd among Florida State League outfielders in put-outs (257) and assists (12), but led the loop in errors (16).

**1980:** Was 3rd in the Appalachian League in batting at .346 and was named to the league all star team... Led Bluefield in hits (74) and Appalachian League outfielders in errors (10)... Played in the Florida Instructional League in the fall.

**Pro Career:** Was 26th player drafted in the nation in June '80... Recommended by Jack Baker... Characterized as a line-drive hitter with power and good speed... Has run 60-yard dash in 6.6 seconds.

**Amateur Background:** Graduated from Princeton High School (Springdale, OH) in '80... Played baseball only in his last 2 years which were his 1st 2 organized seasons in the game... As a senior, led the Cincinnati area in rbi (38) and doubles (10) while batting .395 with 12 steals in 12 tries over 27 games... Named 1st team all-conference, all-city and all-state...

Also lettered 3 times in basketball and once in football... Participated in Little League and American Legion baseball programs...

**Personal:** His father is a principal and his mother a director of education. Has 3 brothers and 2 sisters.

Has worked for the telephone company and as a physical ed instructor at a Cincinnati area elementary school during off-season... Single.

## MICHAEL (MIKE) DARREN YOUNG


Born: March 20, '60; 6'2"; 194; Bats, L-R; Throws, R; Position: OF.

**Birthplace/Residence:** Born in Oakland, CA... Now lives in Hayward, CA.

**Contract Status:** Signed thru '83.

**Tenure:** 23 days.

**Signed Originally with:** Baltimore.



YEAR CLUB	AVG.	G	AB	R	H	2B	3B	HR	RBI	BB	SO	SB	CS	HP
1980 Miami-1	.267	115	393	72	105	13	8	5	52	73	91	18	6	2
1981 Miami	.345	63	235	32	81	19	6	3	34	35	48	17	4	2
Charlotte	.320	75	275	58	88	16	3	12	45	45	67	23	5	1
Rochester	.333	1	3	0	1	0	0	0	0	0	1	0	0	0
1982 Rochester-2	.265	137	502	86	133	22	11	16	62	82	140	11	7	6
Baltimore	.000	6	2	2	0	0	0	0	0	0	1	0	0	0
M.L. Totals	.000	6	2	2	0	0	0	0	0	0	1	0	0	0

Pro. Totals .289 397 1410 250 408 70 28 36 193 235 348 69 22 11

GWRBI: '80-4; '81-Mia. 6, Char. 6; '82-Roch. 5, Balt. 0.  
\* Led league  
1—Selected by Baltimore organization in January '80 free agent draft (1st round, secondary phase)... Signed by Caesar Sinibaldi on 1/14/80.  
2—Contract purchased by Baltimore on 9/11/82.

**1982:** Mike tied for 2nd in the International League with 137 games played, was 3rd in triples with 11, and 4th in walks with 82... Placed 2nd on the Rochester club in games, at bats (502), runs (86), hits (133), and rbi (62)... Led the I.L. with 140 strikeouts.

Hit a career high 16 homers, including 2 vs. Columbus on Aug. 6... In 6-game stretch from Aug. 3-8, batted .500 (12-for-24) with 4 homers and 6 rbi to raise average from .257 to .275... Walked 4 times against Charles-ton on June 21.

Batted .364 (8-for-22) with a homer and 2 rbi in Rochester's 6 playoff games.

**Baltimore:** Joined the O's following the conclusion of the I.L. playoffs on Sep. 11 and made major league debut as pinch-runner against New York on Sep. 14... Appeared in 6 games and went 0-for-2 at the plate, both as a pinch-hitter.

Spent 2 weeks in the Florida Instructional League last fall.

**1981:** Hit a composite .331 (170-for-513) with 15 homers, 79 rbi, and 40 stolen bases in 139 games with 3 clubs... Was leading the Florida State League in batting with a .345 (81-for-235) average when promoted from Miami to Charlotte on June 17... Despite spending only 2 months at Miami, was selected as F.I.L. all-star outfielder at the end of the season.

Had a great start at Charlotte, batting .444 (8-for-18) with 3 homers and 9 rbi in his 1st 4 games... Joined Rochester on Sep. 4 and was 1-for-3 in the Wings' final regular season game, then 0-for-1 in the playoffs.

That fall led the O's Florida Instructional League entry with 5 homers and 16 rbi.

**1980:** Had the highest average among the regulars at Miami at .267 and also topped the club in games (115), runs (72), hits (105), doubles (13), triples (8), and walks (73)... Led the F.S.L. in outfield assists with 17.

Became a switch-hitter in the Florida Instructional League that fall... Was selected as the club's "hardest worker".

**Amateur Background:** Played 1 season at St. Mary's College (Moraga, Cal.)... Hit .310 in league play (Northern California Baseball Association) with 2 homers and 9 rbi in 20 games.

Transferred to Chabot Junior College in Hayward, Cal. in Sep. '79 and played fall baseball there.

Lettered in baseball and basketball at Hayward High School (graduated '78)... Was all-league in baseball 3 seasons and team captain senior year... Had best performance as a junior when he batted .420... Was drafted by the Cleveland Indians out of high school but did not sign.

Also participated in Little League, Babe Ruth League, American Legion, and Connie Mack League baseball programs.

**Personal:** Hobbies: music, fishing, and racquetball... Single.

## AURELIO RODRIGUEZ


Born: Dec. 29, '47; 5'11"; 175; Bats, R; Throws, R; Position: IF.

**Birthplace/Residence:** Born in Cananea, Sonora, Mexico... Resides in Los Mochis, Sinaloa, Mexico.

**Contract Status:** Signed one-year contract for '83 on Feb. 3, '83.

**Tenure:** 14 years, 160 days.

**Signed Originally With:** California.



YEAR CLUB	AVG.	G	AB	R	H	2B	3B	HR	RBI	BB	SO	SB	CS	HP
1965 Fresno—1	.293	138	552	103	162	26	9	25	104	34	62	10	2	1
Jalisco	.260	15	50	5	13	1	1	0	3	2	7	0	0	0
1966 Jalisco—2	.292	135	480	64	140	17	16	3	53	13	79	6	5	2
Seattle	.254	17	59	6	15	0	2	0	6	1	6	0	0	2
1967 El Paso	.327	79	309	49	101	20	9	11	47	17	43	4	1	4
Seattle	.308	51	185	18	57	12	0	2	17	5	29	0	1	1
California	.238	29	130	14	31	3	1	1	8	2	21	1	0	0
1968 California	.242	76	223	14	54	10	1	1	16	17	36	0	2	1
Seattle	.249	46	181	21	45	8	0	3	15	6	25	4	1	2
1969 California	.232	159	561	47	130	17	2	7	49	32	88	5	3	2
1970 Calif—3/Wash—4	.249	159	610	70	152	34	7	19	83	40	87	15	6	8
1971 Detroit	.253	154	604	68	153	30	7	15	39	27	93	4	6	3
1972 Detroit	.236	153	601	65	142	23	5	13	56	28	104	2	3	2
1973 Detroit	.222	160	555	46	123	27	3	9	58	31	85	3	1	3
1974 Detroit	.222	159	571	54	127	23	5	5	49	26	70	2	0	1
1975 Detroit	.245	151	507	47	124	20	6	13	60	30	63	1	1	0
1976 Detroit	.240	128	480	40	115	13	2	8	50	19	61	0	4	1
1977 Detroit	.219	96	306	30	67	14	1	10	32	16	36	1	1	0
1978 Detroit	.265	134	385	40	102	25	2	7	43	19	37	0	1	3
1979 Detroit—5	.254	106	343	27	87	18	0	5	36	11	40	0	2	1
1980 San Diego—6	.200	89	175	7	35	7	2	2	13	6	26	1	1	0
New York (AL)	.220	52	164	14	36	6	1	3	14	7	35	0	0	0
1981 New York (AL)—7,8	.346	27	52	4	18	2	0	2	8	2	10	0	0	0
1982 Chicago (AL)—9	.241	118	257	24	62	15	1	3	31	11	35	0	0	1
A.L. Totals	.240	1861	6349	604	1523	279	44	121	632	318	901	35	30	26
N.L. Totals	.200	89	175	7	35	7	2	2	13	6	26	1	1	0
M.L. Totals	.239	1950	6524	611	1558	286	46	123	645	324	927	36	31	26

- \* Led league.
- 1—Signed as a free agent by Fresno on 1/25/65.
- 2—Signed by California organization as a free agent on 8/17/66.
- 3—Acquired by Washington Senators from California Angels with outfielder Rick Reichardt in deal for third baseman Ken McMullen on 4/26/70.
- 4—Acquired by Detroit Tigers from Washington Senators with shortstop Ed Brinkman and pitchers Joe Coleman and Jim Hannan in deal for pitcher Denny McLain, third baseman Don Wert, pitcher Norm McRae, and infielder-outfielder Elliott Maddox on 10/9/70.
- 5—Sold to San Diego Padres for reported \$200,000 on 12/7/79.
- 6—Sold to New York Yankees on 8/4/80.
- 7—Acquired by Toronto Blue Jays from New York Yankees for a player to be named later on 11/18/81... Catcher Mike Lebo sent from Toronto to New York to complete deal on 12/9/81.
- 8—Acquired by Chicago White Sox from Toronto Blue Jays in deal for outfielder Wayne Northen on 4/2/83.
- 9—Signed by Baltimore Orioles as a free agent on 2/3/83.

### League Championship Series Record

YEAR CLUB, OPP.	AVG.	G	AB	R	H	2B	3B	HR	RBI	BB	SO	SB	CS	HP
1972 Det. vs. Oak.	.000	5	16	0	0	0	0	0	0	2	2	0	0	0
1980 N.Y. vs. K.C.	.333	2	6	0	2	1	0	0	0	0	0	0	0	0
1981 N.Y. vs. Oak.	.000	1	0	0	0	0	0	0	0	0	0	0	0	0
L.C.S. Totals	.091	8	22	0	2	1	0	0	0	2	2	0	0	0

### World Series Record

YEAR CLUB, OPP.	AVG.	G	AB	R	H	2B	3B	HR	RBI	BB	SO	SB	CS	HP
1981 N.Y. vs. L.A.	.417	4	12	1	5	0	0	0	0	1	2	0	0	0

**Career Highs, Game:** Hits-4, seven times, the latest Sep. 16, '82 vs. Oak. at Chi. Home Runs-2, three times, the latest May 10, '81 at Seattle. RBI-5, July 19, '75 vs. K.C. at Det.  
**Hitting Streak:** 16-July 20 thru Aug. 3, '68.

**Re-entry:** Aurelio became a free agent at the end of the '82 season and went thru re-entry... He was selected by less than 4 clubs in the draft and thus was free to negotiate with all major league clubs.

## THE 1982 SEASON

Aurelio was acquired by the Chicago White Sox just before opening day after going to spring training with Toronto (he had been traded to the Blue Jays during the off-season).

He played sparingly for the White Sox in the 1st half of the season, batting just .133 (8-for-60) with 2 rbi in 46 games in that period... However became a regular in the 2nd half, appearing in 72 of Chicago's final 80 games, 65 of those starts, while batting .274 (54-for-197) with 3 homers and 29 rbi.

Hit .298 (51-for-171) over his last 61 contests starting July 26, including a .375 (9-for-24) clip in his final 11 games... Was 4-for-4 against Oakland on Sep. 15, including 1st triple since Sep. 23, '80... Hit safely in 5 straight games on 2 occasions... Batted .333 (9-for-27) with a homer and 5 rbi in 10 games with Boston.

**Fielding:** Aurelio compiled a .969 fielding percentage in 112 total games at 3rd base with 9 errors in 291 total chances... He also played 3 games at 2nd base (0 e/5 tc) and 2 games at short (0 e/1 tc).

An outstanding fielder, he has a career percentage at 3rd base of .963 (213 errors, 1507 putouts, 4083 assists) in 1936 games... Won the A.L. Gold Glove Award in '76 when he led the league with a .978 percentage... Prior to that, Brooks Robinson had won the Gold Glove for 16 consecutive seasons ('60 thru '75).

Aurelio also topped the A.L. with a .987 figure in '78, committing just 4 miscues in 311 chances to set a Detroit club record for fielding by a 3rd baseman... Was just beaten by Milwaukee's Don Money for '73 fielding title, .97109 to .97107... Topped A.L. 3rd basemen in chances in '70 (513) and '72 (514), in double plays in '69 (42) and '70 (41), in assists in '70 (398) and in putouts in '72 (150).

In addition, has played 16 games at shortstop, 14 games at 2nd, and 2 games at 1st in his big league career.

## PREVIOUS CAREER HIGHLIGHTS

**Yankees '80-'81:** He joined New York in Aug. '80 when Graig Nettles was sidelined with hepatitis and was the club's regular 3rd basemen down the stretch... Led the Yankees in sacrifice bunts with 11 despite being with them only 2 months... Hit game-winning homers against Chicago on Aug. 11 and Boston on Sep. 14... Saw limited action in backup role in '81 but hit 2 homers off Seattle's Jerry Don Gleaton on May 10... Batted .500 (12-for-24) after baseball strike and hit .412 (5-for-12) in 4 world series games against Los Angeles subbing for the injured Nettles.

**San Diego '80:** He played 1st 4 months of '80 for the Padres in the only National League action of his career... Hit .260 (20-for-77) in 1st 34 games thru May 25 but batted just .153 (15-for-98) in 55 games thereafter before going to New York.

**Detroit '71-'79:** Aurelio was the Tigers' regular 3rd baseman for most of his 9 seasons with the club... During his career with Detroit led the club in games in '74 (159), at bats in '71 (604, 5th in A.L.) and '72 (601), hits in '71 (153) and '72 (142), doubles in '71 (30) and '73 (27), triples in '71 (7), and rbi in '73 (58)... Hit career high .265 in '78.

In '76, played in 1st 128 games but was sidelined for season on Aug. 29 when he tore ligaments in his right ankle sliding into 2nd base in Oakland... Underwent surgery the following day and was unable to play winter ball in Mexico for the 1st time in his career... Was also hampered by ankle injuries in '77 when he played in just 96 games... Tied A.L. record for most long hits, inning (2) in the 6th inning vs. California on Aug. 20, '72.

**California-Washington '67-'70:** Made major league debut with the Angels on Sep. 1, '67, and was California's regular 3rd baseman over the final month... Started the '68 season with the Angels but played in just 6 games before being optioned to Seattle in late April... Returned to California in mid-June and was club's starting 3rd baseman until trade to Washington in Apr. '70... Hit in 16 straight games from July 20 thru Aug. 3, '68 at a .422 (27-for-64) clip, the longest batting streak in the league that season and 2nd longest in Angels' history.

Established major league record in '70 for most games played with 2 different clubs, season, 159—17 with California and 142 with Washington after joining Senators on Apr. 26... Enjoyed best offensive year in career that season, finishing 6th in the league in at bats (610) and doubles (34) while setting personal bests for homers (19) and rbi (83).



## AURELIO RODRIGUEZ (Cont.)

**Minor Leagues:** Signed 1st pro contract with Fresno in the Mexican League (class A) in Jan. '65 at age 17... Promoted to class AA Jalisco the following year and was the Mexican League rookie of the year, batting .292 and leading league with 16 triples... Was purchased by California organization in Aug. '66 on recommendation of Rex Carr.

**Amateur Background:** Played baseball and basketball at Leona Vi-carlo High School in hometown of Cananea... Also attended Martires de 1906 College in Cananea and played both sports there.

**Personal:** His brother, Francisco, is a former shortstop in the St. Louis organization and is still playing in the Mexican League... He and his wife, the former Maria del Rosario, were married on Dec. 8, '71, and have one son, Aurelio, Jr. (12/23/73).

### BATTING VS. OPPONENTS

1982										Lifetime (American League Only)									
Season	Pct.	AB	H	HR	RBI	Career	Pct.	AB	H	HR	RBI	Season	Pct.	AB	H	HR	RBI	Career	Pct.
Balto.	.241	257	62	3	31	vs. Bal.	.240	6349	1523	121	632	Balto.	.221	294	65	4	24	vs. Bal.	.221
Away	.239	251	60	3	29		Balto.	.241	6055	1458	117	608	Away	.241	6055	1458	117		608
vs. Bal.	.227	22	5	0	3	vs. Bal.	.254	674	171	13	58	vs. Bal.	.254	674	171	13	58	vs. Bal.	.254
Bos.	.333	27	9	1	5		Bos.	.241	639	154	14	57	Bos.	.241	639	154	14		57
Cal.	.280	25	7	0	3		Cal.	.238	435	103	9	40	Cal.	.238	435	103	9		40
Chi.	—	—	—	—	—		.209	512	107	12	45	Chi.	.209	512	107	12	45		.209
Cle.	.278	18	5	0	5		.223	636	142	10	56	Cle.	.223	636	142	10	56		.223
Det.	.167	12	2	0	0		.179	84	15	2	5	Det.	.179	84	15	2	5		.179
K.C.	.200	15	3	0	1		.245	503	123	7	50	K.C.	.245	503	123	7	50		.245
Mil.	.143	21	3	1	2		.232	539	125	9	48	Mil.	.232	539	125	9	48		.232
Min.	.222	18	4	0	2		.286	496	142	9	57	Min.	.286	496	142	9	57		.286
N.Y.	.273	22	6	1	4		.252	600	151	6	40	N.Y.	.252	600	151	6	40		.252
Oak.	.318	22	7	0	1		.240	499	120	7	41	Oak.	.240	499	120	7	41		.240
Sea.	.278	18	5	0	1		.278	97	27	4	18	Sea.	.278	97	27	4	18		.278
Tex.	.192	26	5	0	2		.221	512	113	16	44	Tex.	.221	512	113	16	44		.221
Tor.	.091	11	1	0	2		.244	123	30	3	12	Tor.	.244	123	30	3	12		.244
1st Half	.133	60	8	0	2		.000	1	0	0	0	1st Half	.000	1	0	0	0		.000
2nd Half	.274	197	54	3	29	Pinch-Hitter						2nd Half	—	—	—	—		Des. Hitter	
						Des. Hitter													

### NON-ROSTER PLAYERS INVITED TO SPRING TRAINING

#### JESUS ANTONIO ALFARO (GREAVES)

**Born:** Sep. 26, '58; 5'11"; 160; Bats, R; Throws, R; Position: IF.


**Birthplace/Residence:** Born, raised, and still resides in Maracaibo, Venezuela.

**Contract Status:** Signed thru '83.

**Tenure:** None.

**Roster:** Rochester.

**Signed Originally with:** Philadelphia.



YEAR CLUB	AVG.	G	AB	R	H	2B	3B	HR	RBI	BB	SO	SB	CS	HP
1976 Pulaski—1-2	.280	27	82	9	23	5	0	0	9	13	0	2	0	0
1977														
1978 Pompano Beach	.270	118	422	69	114	16	2	2	49	58	59	8	7	3
1979 Midland	.352	77	298	62	105	16	0	10	50	42	27	11	3	1
1980 Midland	.356	53	202	52	72	7	2	5	34	33	31	4	0	1
1980 Wichita	.251	69	239	43	60	12	3	8	27	34	40	1	0	0
1981 Iowa—3	.250	123	352	43	88	17	7	6	54	54	61	5	4	3
1982 Charlotte	.301	137	501	86	151	23	0	13	71	86	60	8	6	4
1982 Rochester—4	.250	4	12	1	3	0	0	0	0	0	1	0	0	0
Pro. Totals	.292	608	2108	365	616	96	14	44	294	320	279	39	20	12

- 1—Signed by Philadelphia organization as an undrafted free agent on 7/14/76.
- 2—Released by Philadelphia organization on 6/19/77... Signed as free agent by Chicago Cubs organization on 4/3/78.
- 3—Acquired by Baltimore organization from Chicago Cubs in deal for pitchers Larry Jones (assigned from Rochester to Iowa) and Scott Johnson (assigned from Hagerstown to Salinas) on 4/5/82. Assigned to Charlotte.
- 4—Became an automatic free agent after 7th pro season under terms of National Association agreement... Re-signed with Baltimore organization on 11/29/82.

1982: Jesus was acquired by the Orioles' organization just before opening day and went on to become the Southern League's all-star shortstop... Finished 2nd in the league in hits (151), tied for 3rd in on base percentage (.408), was 4th in batting (.301) and 5th in runs scored (86) and walks (86) while leading Charlotte in each of those departments.

Had a great start, batting .362 (68-for-188) in his 1st 47 games thru May 26... Hit .265 (83-for-313) in 90 contests thereafter... Had batting streaks of 12 and 14 games... Went 5-for-5 vs. Orlando on Apr. 19 and homered twice against Memphis on Aug. 3... Was 3-for-4 in Southern League all-stars' 7-4 victory over Atlanta on July 22.

Led league shortstops in assists (413) and total chances (630) and was 2nd in putouts (181) and double plays (70)... Had fielding percentage of .943 (36 e).

Was promoted to Rochester on Aug. 27... Started the Wings' final 4 playoff games at shortstop when Ricky Jones was hurt.

Has played the last 2 winters for Caracas in the Venezuelan League.

**Pro Career:** Was 1st signed by Philadelphia organization in '76 but was released prior to the start of '77 Appalachian League season... Signed with Chicago Cubs by C. V. Davis in '78... That season led Florida State League shortstops in assists (408), total chances (575), and double plays (75).

Missed final 2 months of '79 season with fractured right leg suffered while sliding into 2nd base... In '80 at Midland, batted .356 in 1st 53 games and played in Texas League all-star game before earning promotion to Wichita (American Association) in July.

**Amateur Background:** Played baseball and basketball at Romulo Gallegos High School in Maracaibo (graduated '58)... Also played in amateur leagues in Venezuela.

**Personal:** Nickname: Chico... Hobby: listening to music... His older brother, Jose, pitched in the Houston Astros organization, '73-'77 and in the Mexican League, '78-'79... Single.

### DAVID (DAVE) BLAIN HUPPERT

**Born:** Apr. 1, '57; 6'1"; 190; Bats, R; Throws, R; Position: C.

**Birthplace/Residence:** Born in Southgate, Cal. (southeast of L.A.)... Grew up in Buena Park, Cal. (near Anaheim)... Now lives in Houston, TX.

**Contract Status:** Signed thru '83.

**Tenure:** 33 days.

**Roster:** Rochester.

**Signed Originally with:** Baltimore.



YEAR CLUB	AVG.	G	AB	R	H	2B	3B	HR	RBI	BB	SO	SB	CS	HP
1977 Bluefield—1	.232	51	125	21	29	4	0	6	12	23	31	1	5	2
1978 Miami	.228	47	184	28	42	5	2	2	15	34	40	2	3	2
Charlotte	.238	24	63	9	15	1	0	0	4	14	11	0	0	2
1979 Charlotte	.223	102	300	37	67	12	2	5	37	46	62	0	4	2
1980 Charlotte	.219	107	319	43	70	15	2	3	23	64	50	0	3	2
1981 Rochester—2	.198	47	126	19	25	3	1	2	11	25	37	1	1	4
Toledo	.140	21	50	3	7	3	0	0	1	10	11	0	0	4
Hagerstown	.500	1	2	0	1	0	0	0	0	0	1	0	0	0
1982 Charlotte—3	.223	83	220	28	49	9	0	4	23	33	42	0	0	1
Baltimore														
Did Not Play														
Pro. Totals	.220	483	1389	188	305	52	7	22	126	249	285	4	16	19

- 1—Signed by Baltimore Orioles' organization as undrafted free agent on 5/22/77.
- 2—Assigned on loan from Rochester to Toledo on 7/27/81... Returned to Rochester on 8/21/81.
- 3—Contract purchased from Charlotte on 9/1/82.

1982: Dave split the catching duties at Charlotte with John Stefro... Batted just .165 (18-for-109) in his 1st 40 games thru June 29 but hit .279 (31-for-111) in 43 contests thereafter.

Was purchased from Charlotte on Sep. 1 but did not see any action for Baltimore over the final month of the season.

## DAVE HUPPERT (Cont.)

1981: Caught the 1st 31 innings of the 33-inning game between Rochester and Pawtucket, Apr. 18-19, June 23, the longest contest in professional baseball history... Went 1-for-11 at the plate, an rbi double in the top of the 21st inning, his 1st hit at triple-A level... After game was suspended, after 32 innings at 4:07 a.m. on Apr. 19, Dave came back to catch a full 9 innings that afternoon... Was also behind the plate for full 22-inning game at Miami in '78.

**Pro Career:** Was scouted and recommended by Bob Zuk and Buck Elliott and was signed by Elliott... Though was never drafted, the Orioles were one of 7 clubs trying to sign him in spring '77.

Trained with the Orioles in springs of '79 (non-roster player) and '80-'81 (member of major league roster)... In '78, spent only 2 months at Miami before being promoted to Charlotte in June because of advanced catching skills... Was sidelined for the season on July 30 with a fractured right wrist after being hit by a pitch.

Led Appalachian League catchers in putouts (292) and assists (46) at Bluefield in '77.

**Amateur Background:** Attended Golden West College (Huntington Beach, CA) in '77... Team won Southern California Conference Championship, and he was conference "mvp"... Batted .467, and was selected all-Southern California junior college and a J.C. all-American.

Played at Cypress College (Cypress, CA) in '76 and batted .436... Was team "mvp" and 2nd team all-conference.

Lettered in baseball and football twice each and basketball once at Buena Park's Kennedy High School (graduated '75)... Was selected as school's "athlete of the year" as senior... Played Little League and Babe Ruth baseball.

**Personal:** Hobbies: fishing and coaching Little League baseball... Single.

## JOSEPH (JOE) NEAL KUCHARSKI

**Born:** Feb. 3, '61; 6'3"; 230; Bats, R; Throws, R; Position: P.


**Birthplace/Residence:** Born in Houston, TX... Grew up and still lives in Clinton, MD (Prince Georges County).

**Contract Status:** Signed thru '83.

**Tenure:** None.

**Roster:** Charlotte.

**Signed Originally with:** Baltimore.



YEAR CLUB	W-L	ERA	G	GS	CG	SHO	SV	IP	H	R	ER	BB	SO
1982 Hagerstown-1	3-2	3.35	7	5	1	0	0	37.2	43	17	14	20	27
Charlotte	2-2	2.70	4	4	2	0	0	30.0	20	10	9	6	21
<b>Pro. Totals</b>	<b>5-4</b>	<b>3.06</b>	<b>11</b>	<b>9</b>	<b>3</b>	<b>0</b>	<b>0</b>	<b>67.2</b>	<b>63</b>	<b>27</b>	<b>23</b>	<b>26</b>	<b>48</b>

1—Selected by Baltimore organization in June '82 free agent draft (1st round, regular phase, 24th player selected)... Signed by Red Hayworth on 6/25/82.

**Pitches:** Fastball, slider, and change.

1982: Joe was the 24th player in the nation selected in the June free agent draft... Signed with the Orioles on June 25 and joined Hagerstown on July 1.

Picked up victories in his 1st 2 appearances with the Suns, both in relief of Sammy Stewart: July 7 vs. Durham (2 ip, 1 h, 0 r) and July 11 at Winston-Salem (4 ip, 4 h, 0 r, 3 so)... Stewart was with Hagerstown on "rehabilitation assignment", recovering from knee problems.

Joe's last 5 outings with the Suns were starts, and he was 1-2 with a 3.98 era (31.2 ip, 38 h, 14 er)... Defeated Lynchburg with complete game effort on July 28.

Was promoted to Charlotte on Aug. 10 and went 2-2 in 4 starts with the O's... Pitched complete games in last 2 appearances, win over Jacksonville on Aug. 25 and loss to Savannah on Aug. 30<sup>1</sup>.

**Amateur Background:** Pitched 3 seasons for the University of South Carolina in Columbia... Had an outstanding junior ('82) year, compiling an 11-3 record with a 2.97 era in 15 starts... Led the Gamecocks in wins, innings pitched (112) and strikeouts (93) and had 6 complete games.

Selected as a 1st team all-American by the Collegiate Baseball Coaches Association and was a 3rd team selection by *Baseball America*... Pitched South Carolina into the college world series with a shut-out against West Virginia in the finals of the East regional before losing to Stanford in the Gamecocks' series opener in Omaha... South Carolina finished 7th in the series and completed the year with a 45-13 record... Had a 3-year record of 21-7 with the Gamecocks.

Starred in baseball, basketball, and football at Surrattsville High School in Clinton (graduated '79)... Earned all league and all county honors and was team captain in all 3 sports in senior year... Was a Washington, D.C. all-metropolitan selection in baseball and football that year.

Also participated in Little League, Babe Ruth League, American Legion, and Eddie Brooks League programs... In summer of '81 played for Union Printers in Prince George's semi-pro league, going 8-1 while batting .389 as a dh with 11 homers.

**Personal:** Has completed 3 1/2 years at South Carolina as a pre-med major with a 3.5 grade point average (out of a possible 4.0) and will complete school during the off-seasons... Single.

## DANIEL (DAN) J. MOROGIELLO

**Born:** March 26, '55; 6'1"; 200; Bats, L; Throws, L; Position: P.


**Birthplace/Residence:** Born, raised, and still resides in Brooklyn, N.Y.

**Contract Status:** Signed thru '83.

**Tenure:** None.

**Roster:** Rochester.

**Signed Originally with:** Atlanta.



YEAR CLUB	W-L	ERA	G	GS	CG	SHO	SV	IP	H	R	ER	BB	SO
1976 Kingsport-1	1-2	3.24	5	5	0	0	0	25	28	11	9	5	26
Greenwood	4-1	3.29	8	8	1	0	0	41	41	18	15	23	24
1977 Savannah	13-12	3.99	26	26	9	3	0	169	164	87	75	*99	109
1978 Savannah	8-14	3.10	27	27	8	1	0	180	184	81	62	81	96
1979 Richmond	12-13	3.56	31	31	9	1	0	200	186	90	79	76	116
1980 Richmond	11-12	4.04	29	29	11	0	0	196	*206	102	*88	50	71
1981 Savannah-2	5-4	4.23	43	0	0	0	7	66	78	39	31	59	54
1982 Louisville-3	5-4	4.50	57	1	0	0	6	80	102	44	40	22	43

**Pro. Totals** 59-62 3.75 226 127 38 5 13 957 986 472 399 415 539

\*Led league

1—Selected by Atlanta organization in June '76 free agent draft (3rd round, regular phase)... Signed on 6/15/76.

2—Sold to St. Louis organization on 2/1/82... Assigned to Louisville.

3—Became an automatic free agent after 7th pro season under terms of National Association agreement... Was signed as a free agent by Baltimore organization on 1/3/83... Assigned to Rochester.

**Pitches:** Fastball, curve, slider, and change.

1982: Dan was acquired by the St. Louis organization in February and pitched almost exclusively in relief at Louisville... Led the Cardinals and placed 3rd in the American Association with 57 appearances... Was 3-1 vs. Wichita.

Had an outstanding winter for Lara in the Venezuelan League with a 5-0 record and 1.84 era in 25 games... Struck out 34 and walked just 12 in 48 innings and was selected to the league's all-star team.

**Pro Career:** Was signed for Atlanta by Bob Turzilli... Spent 1st 6 pro seasons with the Braves organization, the 1st 5 as a starter... Became a reliever at Savannah in '81... Was on Atlanta's major league roster in spring training in '80 and was a non-roster invitee the previous year.

Pitched 8.2 innings of no-hit baseball against Syracuse in semi-final round of '79 International League playoffs... Allowed scratch single to finish with one-hit shutout for Rochester... Was 2nd in the I.L. in starts in both '79 (31) and '80 (29)... Finished 3rd in the Southern League in wins (13) and shutouts (3) at Savannah in '77.



## DAN MOROGIELLO (Cont.)

**Amateur Background:** Pitched 2 seasons at Seton Hall University in South Orange, N.J. . . In sophomore year ('76), was 6-1 and finished 3rd in the nation in strikeouts per innings pitched, primarily as a reliever. . . Earned all-metropolitan New York-New Jersey honors as the Pirates advanced to the NCAA Northeast regional tournament. . . His battery mate in '75 was Rick Cerone, now catching for the New York Yankees.

Was 3-time all-city selection in baseball and football at Canarsie High School in Brooklyn (graduated '73). . . Was team captain in both sports in senior year.

Also participated in Little League, American Legion, and Atlantic Coast Baseball League programs.

**Personal:** Hobbies: hunting and fishing. . . He and his wife, the former Nancy Marie Auld, were married on Sep. 10, '78, and are the parents of a daughter, Vanessa Lynn (10/11/81).

## RALPH SALVON, TRAINER

Ralph Salvon is in his 16th year as Orioles' head trainer, third in seniority among A.L. trainers behind Freddy Frederico of Milwaukee and Bill Behm of Detroit.

Ralph joined Baltimore's major league staff in '66 as an assistant to the O's veteran trainer Eddie Weidner. When Weidner retired in '68 after 52 years with the ballclub, Ralph succeeded him.

The Fitchburg, Mass. native has been a trainer in organized baseball since graduating from Gus Mauch's Trainer's School in '52. He worked in the Orioles' minor league organization from '54-'55 and '59-'61 and also trained in the St. Louis Browns, Kansas City A's, and Houston Astros systems. Currently a resident of Phoenix, Md., Ralph also serves as trainer for the O's basketball team in the off-season.

## MEMORIAL STADIUM—A BRIEF HISTORY

Construction of Baltimore Memorial Stadium began on the site of old Municipal Stadium in 1949. However, when the original Baltimore NFL franchise left town after the '50 football season, work on the new facility was suspended until '52.

Despite the construction the International League Orioles continued to play their home games here on 33rd Street (thru '53) as did the current Baltimore Colts franchise when it re-located from Dallas (Texans) prior to the '53 football season.

The new stadium was completed essentially in October, '53, but refinements continued on thru the early stages of the '54 baseball season, the A.L. Orioles first in Baltimore.

The original Municipal Stadium was built for football and completed in 1924. However, when old Oriole Park (29th Street and Greenmount Avenue) burned down on the night and early morning of July 3-4, 1944, the Orioles moved into the big ballpark (in those days home plate was in what is now dead center field).

Baltimore Memorial Stadium was built for \$6 million on 28¾ acres of city owned property and financed by two city bond issues.

Over the years, there have been some changes made. In '54, the distance from home plate to the fence in dead center was 450'. That has been whittled down gradually to its present 405'.

The Orioles dugout was originally on the first base side, but when some 2,600 field boxes were installed in front of the original boxes in '61 (prior to that there was an 8' wall between the front row of the boxes and the field, and Baltimore led the world in foul territory), new dugouts had to be constructed and the home team moved over to third base.

In 1964 additional upper deck sections were added, increasing the capacity by another 2,600 seats. In 1970 (mid-season) the new scoreboard was installed. In recent years the old splintery wooden benches (without backs) have been completely replaced by chairs and non-wooden benches with back rests, and a 35th row has been added to the upper deck.

In 1980, six new towers, housing a new ticket window and additional ticket office space, storage areas and rest rooms, were completed in the latest Memorial Stadium renovations.

## JIM HENNEMAN'S SIMPLIFIED MAGIC NUMBER CALCULATING SYSTEM

For trailing club—add games won plus games left, then add one. Subtract number of games won by first place team. That's the magic number.

## Baltimore Chapter

### BASEBALL WRITERS ASSOCIATION OF AMERICA

\*BOB MAISEL, Morning Sun, Chairman

KENT BAKER, Morning Sun  
\*GORDON BEARD, Associated Press  
HAL BODLEY, USA Today  
RON BORGES, News American  
TOM BOSWELL, Washington Post  
†EDWIN BRANDT, Morning Sun  
DOUG BROWN, Evening Sun  
DOUG CLARKE, News American  
†JOHN CLENDENON, Evening Sun  
KEVIN COWHERD, Evening Sun  
KEN DENLINGER, Washington Post  
JIM ELLIOT, Morning Sun  
ALAN GOLDSTEIN, Morning Sun  
LOU HATTEY, Morning Sun  
JIM HENNEMAN, Evening Sun  
\*Sports Editor

BOB HERTZELL, Washington Times  
PHIL JACKMAN, Evening Sun  
DAVE KINDRED, Washington Post  
JACK MANN, Evening Sun  
GEORGE MINOT, Washington Post  
TIM PANACCIO, Washington Times  
RAY PARRILLO, Morning Sun  
†BOB PASTIN, News American  
DAVID REMNICK, Washington Post  
SEYMOUR SMITH, Morning Sun  
†GEORGE SOLOMON, Washington Post  
\*JOHN STEADMAN, News American  
\*BILL TANTON, Evening Sun

†Executive Sports Editor

### HONORARY MEMBERS

BILL AHLBERG  
LEW ATCHISON  
CHARLES BARBOUR  
NEAL ESKRIDGE  
LUTHER (BUS) HAM

WHEELER JOHNSON  
SHIRLEY POVICH  
MORRIS SIEGEL  
FRANCIS STANN  
MERRELL WHITTLESEY

SAM LACY is sports editor of the Baltimore Afro-American.

### PRINCIPAL RADIO-TELEVISION SPORTS COMMENTATORS IN BALTIMORE

TELEVISION: WMAR (Ch. 2)—JACK DAWSON, SCOTT GARCEAU, and JOHN SAUNDERS. . . WJZ (Ch. 13)—GAYLE GARDNER. . . WBAL (Ch. 11)—VINCE BAGLI (S.D.) and CHRIS THOMAS.

RADIO: WFBR (1300)—CHARLIE ECKMAN, TOM MARR, and ART SINCLAIR. . . WBAL (1090)—JIM WEST (S.D.). . . WCAO (600)—BOB BARTEL (S.D.). . . WCBM (680)—TOM DAVIS (S.D.). NEAL ESKRIDGE and PHIL WOOD. . . WPOC-FM (93.1)—TED PATTERSON (S.D.). . . WWIN (1400)—BILLY TAYLOR. . . WYST (1010)—SCOTT HARRIS (S.D.).

### PRINCIPAL RADIO-TELEVISION SPORTS COMMENTATORS IN WASHINGTON

TELEVISION: WDCW (Ch. 9)—GLENN BRENNER (S.D.), FRANK HERZOG and SONNY JURGENSEN. . . WRC (Ch. 4)—GEORGE MICHAEL (S.D.) and SCOTT CLARK. . . WJLA (Ch. 7)—TIM BRANT (S.D.) and BOB MCCLAIN. . . WTTG (Ch. 5)—BERNIE SMILOVITZ (S.D.) and AL KOKEN.

RADIO: WTOP (1500)—FRANK DALY, (S.D.) and HARVEY SMILOVITZ. . . WMAL (630)—KEN BEATRICE (S.D.) and JOHNNY HOLLIDAY. . . WRC (98)—MORRIS SIEGEL (S.D.). . . WOL (1450)—NORMAN CHAD. . . WMZQ (98.7)—MIKE PATRICK. . . WHUR-FM (96.3)—GREG MOSSO and ROBERT STEPHENS. . . WASH-FM (97.1)—JOE ZENGER. . . Associated Press Radio—DAVE LUBESKI, JACK DONIGER and JACK BRIGGS.

### ORIOLES SET A.L. RECORDS FOR CONSECUTIVE SHUTOUTS (5) AND CONSECUTIVE SCORELESS INNINGS (54) IN 1974

The Orioles pitching staff set two A.L. records in early September, 1974 by putting together a string of five straight shutouts and by blanking their opponents over a stretch of 54 consecutive innings. The scoreless streak actually started in the 9th inning of a game in Kansas City on September 1. Dave McNally gave up his only run in the 8th and then pitched a scoreless 9th while beating the Royals, 7-1. The streak ended six games later in the 9th inning on September 7 when Ross Grimsley working on a 3-0 lead gave up a two-run home run to Cleveland's Charlie Spikes. Grimsley, who was the winner anyway by a 3-2 score, was relieved at that point by Bob Reynolds. That also ended another string, of six straight complete games, but extended the Birds' winning streak to 10.

Date	Opponent	H/A	Score	Consec. Scoreless Innings	Pitcher	Hits Allowed
Sept. 1	Kansas City	A	7-1	1 (9th)	Dave McNally-cg	4
Sept. 2	Boston	H	1-0	9	Ross Grimsley-cg	3
Sept. 2	Boston	H	1-0	9	Mike Cuellar-cg	2
Sept. 4	Boston	H	6-0	9	Jim Palmer-cg	3
Sept. 6	Cleveland	A	2-0	9	Dave McNally-cg	3
Sept. 6	Cleveland	A	1-0	9	Mike Cuellar-cg	5
Sept. 7	Cleveland	A	3-2	8 (1st-8th)	Ross Grimsley	4

During the 54 inning skein the O's out-scored their opponents, 14-0, and out-hit them 37-20. . . Mike Cuellar won two of the five straight shutouts, both by 1-0.

The major league records of six straight shutouts and 56 consecutive innings which the O's came very close to at least tying were set by the 1903 Pirates (June 1 thru 9). The previous A.L. record of 47 consecutive innings was held by the 1948 Cleveland Indians and the mark of four consecutive shutouts had been accomplished four times, most recently by the Orioles' foursome of Hal Brown, Billy Loes, Connie Johnson, and Ray Moore between June 24 and 28, 1957.

# ORIOLES YEAR-BY-YEAR LEADERS

Yr.	Average	Home Runs	Runs Batted In	Stolen Bases
54	Abrams .293	Stephens .12	Stephens .46	Coan .5
55	Philley .299	Triandos .12	Triandos .65	Diering .5
	Triandos .277			Pope .5
56	Nieman .322	Triandos .21	Triandos .88	Francona .11
57	Boyd .318	Triandos .19	Triandos .72	Pilarcik .14
58	Nieman .325	Triandos .30	Triandos .79	Pilarcik .7
	Woodling .276			
59	Woodling .300	Triandos .25	Woodling .77	Pilarcik .9
60	B. Robinson .294	Hansen .22	Gentile .98	Breeding .10
61	Gentile .302	Gentile .46	Gentile .141	Brandt .10
62	B. Robinson .303	Gentile .33	Gentile .87	Brandt .9
63	Orsino .272	Powell .25	Powell .82	Aparicio .40
	A. Smith .272			
	Powell .265			
64	B. Robinson .317	Powell .39	B. Robinson .118	Aparicio .57
65	B. Robinson .297	Blefary .22	B. Robinson .80	Aparicio .26
66	F. Robinson .316	F. Robinson .49	F. Robinson .122	Aparicio .25
67	F. Robinson .311	F. Robinson .30	F. Robinson .94	Aparicio .18
68	Buford .282	B. Robinson .17	Powell .85	Buford .27
	B. Robinson .253			
69	F. Robinson .308	Powell .37	Powell .121	Blair .20
70	Rettenmund .322	Powell .35	Powell .114	Blair .24
	F. Robinson .306			
71	Rettenmund .318	F. Robinson .28	F. Robinson .99	Buford .15
				Rettenmund .15
72	Grich .278	Powell .21	Powell .81	Baylor .24
73	Bumbry .337	Williams .22	Davis .89	Baylor .32
	Davis .306			
74	Davis .289	Grich .19	Davis .84	Baylor .29
75	Singleton .300	Baylor .25	L. May .99	Baylor .32
76	Singleton .278	R. Jackson .27	L. May .109	Bumbry .42
77	Singleton .328	L. May .27	L. May .99	Kelly .25
		Murray .27	Singleton .99	
78	Singleton .293	DeCinces .28	Murray .95	Harlow .14
79	Murray .295.4	Singleton .35	Singleton .111	Bumbry .37
	Singleton .294.7			
80	Bumbry .318	Murray .32	Murray .116	Bumbry .44
81	Murray .294	Murray .22	Murray .78	Bumbry .22
82	Lowenstein .320	Murray .32	Murray .110	Bumbry .10
	Murray .316			

†Did not qualify for batting title... Player listed below was highest qualifier.

Yr.	Won	Lost	Innings Pitched	ERA
54	Coleman .13	Larsen .21	Coleman .221	Pillette .3.12
55	Wilson .12	Wilson .18	Wilson .235	Wilson .3.45
56	Moore .12	Wight .12	Moore .185	C. Johnson .3.42
57	Johnson .14	Moore .13	Johnson .242	Johnson .3.20
58	Portocarrero .15	Harshman .15	Harshman .236	Harshman .2.90
59	Pappas .15	O'Dell .12	Wilhelm .226	Wilhelm .2.19
	Wilhelm .15			
60	Estrada .18	Estrada .11	Estrada .209	Brown .3.06
		Fisher .11		
		Pappas .11		
61	Barber .18	Fisher .13	Barber .248	Pappas .3.03
62	Pappas .12	Estrada .17	Estrada .223	Roberts .2.78
63	Barber .20	Barber .13	Barber .259	Barber .2.75
		Roberts .13		
64	Bunker .19	Barber .13	Pappas .252	Bunker .2.69
65	Barber .15	Barber .10	Barber .221	Pappas .2.61
			Pappas .221	
66	Palmer .15	Palmer .10	McNally .213	McNally .3.17
67	Phoebe .14	S. Miller .10	Phoebe .208	Phoebe .3.33
		Richert .10		
68	McNally .22	Phoebe .15	McNally .273	McNally .1.95
69	Cuellar .23	Cuellar .11	Cuellar .291	Palmer .2.34
70	Cuellar .24	Palmer .10	Palmer .305	Palmer .2.71
	McNally .24			
71	McNally .21	Cuellar .9	Cuellar .292	Palmer .2.68
		Palmer .9		
72	Palmer .21	Dobson .18	Palmer .274	Palmer .2.07
73	Palmer .22	McNally .17	Palmer .296	Palmer .2.40
74	Cuellar .22	Grimsley .13	Grimsley .296	Grimsley .3.07
75	Palmer .23	Grimsley .13	Palmer .323	Palmer .2.09
76	Palmer .22	Cuellar .13	Palmer .315	Palmer .2.51
		Palmer .13		
77	Palmer .20	R. May .14	Palmer .319	Palmer .2.91
78	Palmer .21	Flanagan .15	Palmer .296	Palmer .2.46
79	Flanagan .23	D. Martinez .16	D. Martinez .292	Flanagan .3.08
80	Stone .25	Flanagan .13	McGregor .252	Stone .3.23
81	D. Martinez .14	Palmer .8	D. Martinez .179	Stewart .2.33
		Stewart .8		
82	D. Martinez .16	D. Martinez .12	D. Martinez .252	Palmer .3.13
		McGregor .12		

\* Led league

\*Tied for league lead

## SPRING TRAINING NOTES

This is the 25th straight year the Orioles have trained in Miami. Over the last 24 years, over 1,000,000 have watched the Birds in exhibition games at Miami Stadium. Last year the Orioles drew 29,683 in 13 Miami Stadium dates, an average of 2,283.

The permanent capacity at Miami Stadium is 9,548, but the Orioles and Yankees drew a standing room crowd of 12,464 for a Sunday afternoon game on March 14, 1965.

Orioles' spring training records, '54 thru '82: **Hitting**—Don Lenhardt (.462, 24-for-52) in '54 and Don Baylor (.438, 32-for-73) in '75... **Home Runs**—8 by Tito Francona in '56, Frank Robinson in '66, and Baylor in '75... **RBI**—25, by Francona in '56 and Gus Triandos in '59.

1982 Spring Training Leaders: **Hitting**—Bob Bonner (.404, 19-for-47) and Gary Roenicke (.372, 16-for-43)... **Home Runs**—3 each by Eddie Murray, Roenicke, and Ken Singleton... **RBI**—Cal Ripken, Jr. 14... **Wins**—Sammy Stewart, 3.

## ORIOLES SPRING RECORDS—1954-1982

Year	Training Site	W-L†	Home Att.*	Home Dates*	Year	Training Site	W-L†	Home Att.*	Home Dates*
1954	Yuma	16-12	10,684	4	1968	Miami	12-12	47,208	15
1955	Daytona B'ch	11-15	14,697	7	1969	Miami	19-5	33,210	13
1956	Scottsdale	10-19	15,699	9	1970	Miami	11-12	34,995	11
1957	Scottsdale	14-19	15,568	9	1971	Miami	14-13	45,185	13
1958	Scottsdale	11-19	16,092	11	1972	Miami	10-8	42,522	10
1959	Miami	17-8	25,771	13	1973	Miami	13-11	47,003	13
1960	Miami	16-13	39,158	19	1974	Miami	11-11	40,247	12
1961	Miami	12-16	46,419	16	1975	Miami	18-9	41,623	13
1962	Miami	13-11	43,816	16	1976	Miami	4-11	29,123	8
1963	Miami	17-10	52,748	14	1977	Miami	14-10	51,918	11
1964	Miami	16-12	49,257	15	1978	Miami	10-15	44,310	12
1965	Miami	12-16	55,602	14	1979	Miami	7-14	30,321	9
1966	Miami	15-11	51,372	17	1980	Miami	12-13	42,282	10
1967	Miami	14-13	50,513	11	1981	Miami	14-12**	29,683	13
					1982	Miami			

† Against major league "A" teams only.  
\* Includes only games played at training site.  
\*\* One tie.

## ORIOLES' "HALL OF FAME"

The Orioles' "Hall of Fame" was created in '77 by the Oriole Advocates in cooperation with the ballclub to honor the outstanding players, managers and coaches to have represented the Orioles during the modern major league era, from '54 to the present.

Since that time, 7 players have been inducted, by vote of selected writers, announcers and veteran members of the Oriole Advocates.

Brooks and Frank Robinson ('77) were the first two chosen, followed by: Dave McNally ('78), Boog Powell ('79), Gus Triandos ('81), Luis Aparicio ('82) and Mike Cuellar ('82).

The 1983 selection(s) will be announced sometime in March.

To become a member, a candidate must be mentioned on 75% of the ballots cast. To qualify for nomination, he must have spent at least 3 seasons with the Orioles and can no longer be with the club in the same capacity in which he is being considered.

Each time a new member is elected a full size replica of his Orioles' locker is placed on permanent display in the Hit 'n Run Club at Memorial Stadium.

Allen Barrett and Jack Buckley, both past presidents of the Oriole Advocates, were instrumental in making the Orioles' Hall of Fame a reality. Buckley and fellow Advocate Bill Tabak are serving this year as co-chairmen of the Hall of Fame Committee.

## ORIOLES' 1983 PROMOTION SCHEDULE

### THE BIGGEST EVER

In 1983, the Orioles will have the most extensive promotion and giveaway schedule in the club's history. The complete listing is below.

Date	Opponent	Giveaway	Restrictions
(1) Mon, Apr. 4	K.C.	Opening Day Baltimore Sun Fanatic Survival Kit	Everyone
(2) Sun, Apr. 17	Cle.	Burger King Bat Day	Kids, 14 & under
(3) Fri, May 6	Oak.	National Premium 6-Pack Cooler Nite	Adults, 18 & over
(4) Sun, June 26	Det.	Hersheypark Helmet Day	Kids, 14 & under
(5) Sun, July 10	Sea.	Gulf Travel Bag Day	Adults, 15 & over
(6) Sun, July 17	Cal.	SUPER TV Jersey Day	Kids, 14 & under
(7) Fri, Aug. 5	Chi.	Brooks Robinson Hall of Fame Celebration	Everyone
(8) Sun, Aug. 7	Chi.	Thom McAn Jox Socks Day	Kids, 14 & under
(9) Sat, Aug. 20	K.C.	O's Hall of Fame Day	Everyone
(10) Fri, Aug. 26	Min.	Esskay Women's Tote Bag Nite	Females, 15 & over
(11) Sun, Aug. 28	Min.	MAMMA Thermos Day	Kids, 14 & under
(12) Mon, Sep. 5	Bos.	WFBF Fireworks Nite	Everyone
(13) Sun, Sep. 18	Mil.	Fan Appreciation Prize Drawings	Everyone
(14) Mon, Sep. 19	Mil.	Fan Appreciation Giveaway	Everyone

NOTE: Additional Promotions will be announced.



## SPRING TRAINING DATA

Headquarters Hotel: DuPont Plaza, 300 Biscayne Blvd. Way,  
Miami, Fla. 33131—(305) 358-2541

Training Camp: Miami Stadium, 2301 N.W. Tenth Avenue,  
Miami, Fla. 33127—(305) 633-9857

Please direct all correspondence to Miami Stadium  
and not to the DuPont Plaza

First Workout Dates: Pitchers and Catchers—Fri., Feb. 18  
Infielders and Outfielders—Thurs., Feb. 24

★ ★ ★

## SPRING SCHEDULE

(All Times Eastern)

Mar.	Day	Opponent	Place	Time	Score Bal.-Opp.
*5	Sat.	New York Yankees	Ft. Lauderdale	1:30	—
6	Sun.	New York Yankees	Miami	1:30	—
7	Mon.	Atlanta Braves	Miami	1:30	—
8	Tue.	Montreal Expos	Miami	1:30	—
9	Wed.	Texas Rangers	Pompano Beach	1:30	—
*10	Thu.	Texas Rangers	Miami	7:30	—
*11	Fri.	Atlanta Braves	Miami	7:30	—
*12	Sat.	New York Yankees	Ft. Lauderdale	7:30	—
13	Sun.	Atlanta Braves	West Palm Beach	1:30	—
14	Mon.	Open Date			
15	Tue.	Texas Rangers	Pompano Beach	1:30	—
16	Wed.	Montreal Expos	Miami	1:30	—
17	Thu.	Cincinnati Reds	Tampa	1:30	—
18	Fri.	Kansas City Royals	Ft. Myers	1:30	—
TV*19	Sat.	New York Mets	Miami	7:30	—
*20	Sun.	Minnesota Twins	Miami	1:30	—
21	Mon.	Atlanta Braves	Miami	1:30	—
*22	Tue.	Philadelphia Phillies	Miami	7:30	—
*23	Wed.	New York Yankees	Miami	7:30	—
24	Thu.	Los Angeles Dodgers	Vero Beach	1:30	—
*25	Fri.	Texas Rangers	Miami	7:30	—
26	Sat.	Atlanta Braves	Miami	1:30	—
27	Sun.	Atlanta Braves	West Palm Beach	1:30	—
*28	Mon.	Montreal Expos	Miami	7:30	—
29	Tue.	Philadelphia Phillies	Clearwater	1:30	—
30	Wed.	Montreal Expos	West Palm Beach	1:30	—
31	Thu.	University of Miami	Mark Light Field (U.M.)	7:30	—
Apr.					
1	Fri.	Texas Rangers	Miami	1:30	—
TV2	Sat.	Atlanta Braves	West Palm Beach	1:30	—
3	Sun.	Open Date			
4	Mon.	SEASON OPENER	Baltimore	2:05	

TV-Game to be telecast on WMAR (Ch. 2)

\*-Game to be broadcast on WFBR (1300-AM) Radio.

## SPRING TRAINING NOTES AND RECORDS—see page 175

★ ★ ★

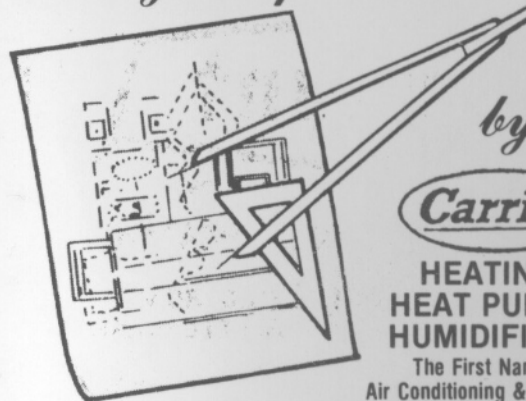
### TICKET DATA

For game and ticket information, write or call Orioles' spring training ticket manager at Miami Stadium, 2301 N.W. Tenth Ave., Miami, Fla. 33127... (305) 635-5395. Prices: Field Box—\$6.00... Terrace Box—\$4.50... General Admission—\$3.50... Children's and Senior Citizens' General Admission—\$2.00.

### ORIOLES RETIRED NUMBERS

No.	Player	Year Retired	No.	Player	Year Retired
5	Brooks Robinson	1977	20	Frank Robinson	1971
			4	Earl Weaver	1982

## Air Conditioning Designed for Tomorrow



by

**Carrier**

**HEATING  
HEAT PUMPS  
HUMIDIFIERS**

The First Name In  
Air Conditioning & Heating

**SALES • INSTALLATION • SERVICE**

**Residential • Commercial**

**PACKAGE UNITS... WINDOW UNITS**

**ENGINEERING & SURVEY SERVICE**

**EST. 1941 • OVER 30 YEARS OF QUALITY SERVICE**

**WOODROW H. KRATZ**

**947-7100**

**Carrier**

## AIR CONDITIONING & HEATING

### HEAT PUMP SPECIALISTS

**HUMIDIFIERS**

**ELECTRONIC  
AIR CLEANERS**

**WINDOW UNITS**

**APPLIANCE SALES • REPAIRS  
OVER 30 YEARS EXPERIENCE**

**ALL MAKES**

**REED'S REFRIGERATION SERVICE INC.**

3401 SINCLAIR LANE

**327-5400**

**PARTS DEPT. .... 327-3720**

**SALES DEPT. .... 327-8900**

# ORIOLES 1983 SCHEDULE

## APRIL

SUN	MON	TUE	WED	THU	FRI	SAT
					1	2 TV 1:30 ATL (WPB)
3	4 2:05 KC	5	6 7:35 KC	7 3B 7:35 KC	8 2:30 NAVY	9 TV 2:05 CLE
10 TV 2:05 CLE	11	12 TV 2:15 CHI	13	14 TV 2:15 CHI	15 7:35 CLE	16 TV 2:05 CLE
17 2:05 CLE	18 3B 7:35 CLE	19 7:35 TEX	20 G 7:35 TEX	21 2:05 TEX	22 TV 10:30 CAL	23 TV 10:00 CAL
24 TV 4:00 CAL	25	26 10:35 OAK	27 10:35 OAK	28	29 10:35 SEA	30 10:35 SEA

## MAY

SUN	MON	TUE	WED	THU	FRI	SAT
1 4:35 SEA	2	3 3B 7:35 CAL	4 7:35 CAL	5 7:30 ROCH	6 7:35 OAK	7 G 2:05 OAK
8 2:05 OAK	9 3B 7:35 SEA	10 7:35 SEA	11 7:35 SEA	12	13 TV 8:35 TEX	14 TV 8:35 TEX
15 TV 3:05 TEX	16 3B 7:35 CHI	17 7:35 CHI	18 G 7:35 CHI	19 7:30 TOR	20 TV 7:30 TOR	21 TV 1:30 TOR
22 TV 1:30 TOR	23 3B 7:35 MIN	24 7:35 MIN	25 7:35 MIN	26 8:35 KC	27 TV 8:35 KC	28 TV 8:35 KC
29 TV 2:35 KC	30 TV 1:15 MIN	31 TV 8:35 MIN				

## JUNE

SUN	MON	TUE	WED	THU	FRI	SAT
			1 TV 8:35 MIN	2	3 7:35 TOR	4 7:35 TOR
5 G 2:05 TOR	6 3B 7:35 TOR	7 7:35 MIL	8 7:35 MIL	9 7:35 MIL	10 TV 7:35 BOS	11 TV 2:15 BOS
12 TV 2:05 BOS	13 8:30 MIL	14 8:30 MIL	15 TV 2:30 MIL	16	17 7:35 BOS	18 7:35 BOS
19 2:05 BOS	20 7:35 NY	21 7:35 NY	22 7:35 NY	23	24 7:35 DET	25 7:35 DET
26 2:05 DET	27 8:00 NY	28 TV 8:00 NY	29 TV 8:00 NY	30 TV 8:00 NY		

## JULY

SUN	MON	TUE	WED	THU	FRI	SAT
					1 TV 7:35 DET	2 TV 2:15 DET
3 1:30 DET	4 TV 1:30 DET	5	6 ALL-STAR CHI (AL)	7	8 7:35 SEA	9 G 7:35 SEA
10 2:05 SEA	11 3B 7:35 OAK	12 7:35 OAK	13 7:35 OAK	14 7:35 CAL	15 7:35 CAL	16 7:35 CAL
17 2:05 CAL	18 10:35 SEA	19 10:35 SEA	20 3:35 SEA	21 10:35 OAK	22 10:35 OAK	23 TV 4:05 OAK
24 TV 4:05 OAK	25 8:30 CAL	26 10:30 CAL	27 10:30 CAL	28	29 7:35 TEX	30 7:35 TEX
31 G 2:05 TEX						

## AUGUST

SUN	MON	TUE	WED	THU	FRI	SAT
	1 HALL 2:00 OF FAME STL	2 TV DH5:35 CLE	3 TV 7:35 CLE	4 TV 7:35 CLE	5 7:35 CHI	6 G 7:35 CHI
7 2:05 CHI	8 3B 7:35 CLE	9 7:35 CLE	10 7:35 CLE	11 TV 8:30 CHI	12 TV 8:30 CHI	13 8:30 CHI
14 TV 2:15 CHI	15 8:35 TEX	16 TV 8:35 TEX	17 TV 8:35 TEX	18	19 G 7:35 KC	20 1:20 KC
21 2:05 KC	22	23 7:35 TOR	24 7:35 TOR	25 3B 7:35 TOR	26 7:35 MIN	27 7:35 MIN
28 2:05 MIN	29 TV 8:35 KC	30 TV 8:35 KC	31 TV 7:00 TOR			

## SEPTEMBER

SUN	MON	TUE	WED	THU	FRI	SAT
				1 TV 1:00 TOR	2 TV 8:35 MIN	3 TV 2:15 MIN
4 2:15 MIN	5 5:30 BOS	6 7:35 BOS	7 G 7:35 BOS	8	9 TV 8:00 NY	10 TV 8:00 NY
11 2:00 NY	12 TV 7:35 BOS	13 TV 7:35 BOS	14 7:35 BOS	15 7:35 BOS	16 7:35 MIL	17 7:35 MIL
18 2:05 MIL	19 3B 7:35 MIL	20 7:35 DET	21 7:35 DET	22 7:35 DET	23 8:30 MIL	24 8:30 MIL
25 2:30 MIL	26	27 7:35 DET	28 7:35 DET	29 3B 7:35 DET	30 7:35 NY	

## OCTOBER

SUN	MON	TUE	WED	THU	FRI	SAT
						1 TBA NY
2 2:05 NY	3	4	5	6	7	8

ALL STARTING TIMES ARE EASTERN TIMES AND ARE SUBJECT TO CHANGE

DH—Doubleheader Home ☐ Away ☐ TBA—Starting time to be announced

3B—Three Buck Night—Any upper reserved or general admission seat available for \$3.00 on selected dates. Groups of 75 or more receive special discount prices on upper box seats on these dates.

G—Group Night—Special prices for groups of 75 or more. Call Group Sales Department (301) 243-9800.

TV—Game to be televised by WMAR-TV and Orioles' television network. Coverage of Cleveland doubleheader on Tues, Aug. 2 begins at 8:00 p.m.

NOTE: Two-night doubleheaders in Baltimore will begin at 5:05 in '83.

FOR FULL LISTING OF 1983 PROMOTION DATES, SEE PAGE 175.