

1984FrontCover

BALTIMORE ORIOLES, INC.

MEMORIAL STADIUM BALTIMORE, MD. 21218

Telephone (301) 243-9800 TWX (710) 234-1616

Ticket Office (301) 338-1300 Washington Sales Office (202) 347-2525

TABLE OF CONTENTS

Directories 1-2
Ticket and Stadium Information 4
All-Time Records Section (roster, awards) 3-19
Spring Training Data 6
'83 Day-by-Day and Statistics 20-25
O's Individual Pitching: '83 & Life 26-29
'83 Opponents, Pitching & Batting 29-33
O's Individual Batting, '83 & Life 33-37
O's '83 Detailed Summary 38-40
Chronology of '83 41-44
Game Highlights 44-48
O's vs. Opponents-'83 Highlights 48-60
Items of Interest 61-63
All-Star Game 64
O's Post-Season Wrap-up 65-77
O's Farm System 78-80
Radio-Television Information 80-81
Biographies Section 82-191
O's '84 Roster 90-91
O's '84 Schedule ..... Inside Back Cover

DETAILED INDEX

A.L. Players of Month 8
ALCS:
Line Scores, O's 65
Review 68-70
Stats, '83 75
All-Star Selections 64
Altobelli, Joe 92-94
Announcers, Radio/TV 80-81
Aparicio, Luis 62
Attendance Info 5
Awards, Major O's Winners 19
Bancells, Richie 191
Baseball Media, Bal. and D.C. 85
Batting:
O's '83 Stats 25
O's All-Time Records 9-10
O's Career Leaders 7
Indiv. vs. Opp. 34-37
Coaches bios 94-100
Consec. Game Streaks 111
Day-by-Day, '83 20-22
"Designated Hitters" 63
Detailed Summary, '83 38-40
Farm System 78-80
Fielding:
O's '83 Stats 24
O's All-Time Records 15
First Game, '54 ..... I. B. Cover
Gold Gloves, O's 18
Hall of Fame:
Cooperstown 62
O's Modern 62
Home Runs:
O's All-Time Records 10
Grand Slams 11-12
Thirty HR Club 8
Hotels:
O's '84 1
Visiting Clubs '84 85
How They Joined O's 89
Japan Tour 23
Long Gms., O's Pitchers 14
Long HRs, Memorial Stad. 10
Magic Number 177
Memorial Stadium
Data 4
History 81
Minimum Salary 108
Minor League Stats 79-80
Month, Top Performances 8
Most Valuable Orioles 19
No-Hitters, O's & Opp. 14
Opponents:
'83 Batting & Pitching 29-33
'83 Highlights vs. O's 48-60
Opponents' Pitchers, Biggest W/L Life 14
Oriole Advocates 63
Peters, Hank 86
Pitching:
O's '83 Stats 25
O's All-Time Records 13-14
O's Career Leaders 7
Indiv. vs. Opp. 26-29
Player Bios 101-192
Position, HR & RBI Recs 8
Promotions, '84 ..... I. F. Cover
P.R. Directory 2
Radio-Television Data 80-81
Retired Numbers, O's 33
Robinson, Brooks 82-85
Rosters:
O's, All-Time 16-18
O's, '84 90-91
Rules of Interest 61-62
St. Louis Browns 102
Salvon, Ralph 191
Scouting Staff 78
Spring Training Data 6
Standings:
Major League, '83 87
O's, '54 thru '83 3
Television-Radio Data 80-81
Three Hundred Hitters, O's 8
Ticket Information 4
Trade, O's Biggest 87
Triple Plays 24
Twenty-Game Winners 14
Two Wins/One Day 35
Williams, Edward Bennett 86
Winners, O's Biggest In Majors 60
Won-Lost Records, All-Time 3
World Series:
Line Scores, O's 66-67
Review, '83 70-74
Shares, O's 77
Stats, '83 76
Year-by-Year Leaders 88

O'S 1984 PROMOTION SCHEDULE BIGGEST EVER

In '84, the O's will have the most extensive promotion and giveaway schedule in club history. The complete list:

Date	Opponent	Giveaway	Restrictions
Mon., Apr. 2	Chi.	Baltimore Sun Opening Day Fanatic Survival Kit	Everyone
Sat., Apr. 21	Min.	World Championship Replica Ring Day	Kids, 14 & under
Fri., Apr. 27	Tex.	Gulf Oil Umbrella Nite	Adults, 15 & over
Sun., Apr. 29	Tex.	Burger King Bat Day	Kids, 14 & under
Fri., May 11	Oak.	National Premium Picnic Cooler Nite	Adults, 20 & over
Sun., May 13	Oak.	Coca-Cola World Championship Bottle Day	Everyone
Fri., May 18	Sea.	Home Team Sports Beach Towel Nite	Adults, 15 & over
Sun., May 20	Sea.	30th Anniversary Family Cap Day	Everyone
Fri., June 8	Det.	Perdue Seat Cushion Nite	Adults, 15 & over
Sat., June 9	Det.	MAMMA Cal Ripken, Jr. "MVP" Growth Chart Day	Kids, 14 & under
Fri., June 22	N.Y.	Miller Beer Visor Nite	Adults, 20 & over
Sat., July 7	K.C.	Digital Equipment Corp. Sports Bag Nite	Adults, 15 & over
Sun., July 15	Chi.	Hersheypark Jacket Day	Kids, 14 & under
Fri., July 27	Cle.	Busch Beer Tankard Nite	Adults, 20 & over
Sun., July 29	Cle.	Toyota Sports Watch Day	Kids, 14 & under
Fri., Aug. 3	Tor.	WFBR Salute to Olympics Fireworks Nite	Everyone
Sun., Aug. 5	Tor.	Jersey Day	Kids, 14 & under
Sat., Aug. 18	Cal.	30th Anniversary Oldtimers Game/Posters	Everyone
Fri., Sep. 7	Mil.	WMAR-TV/Merritt Jersey Nite	Adults, 15 & over
Sun., Sep. 9	Mil.	Roy Rogers Back-to-School Bulletin Boards	Kids, 14 & under
Sun., Sep. 23	Bos.	ARA Fan Appreciation Photo Album Day	Everyone

NOTE: Additional Promotions will be announced, and schedule is subject to change.

Produced by: Bob Brown, John Blake, and Helen Conklin
Proofreading by: Ben Liebowitz
Printed by: French-Bray

ON THE COVER: The World Champion Orioles celebrate after the final out of the 1983 World Series. Drawn by Richard Waldrep.

BALTIMORE ORIOLES ORGANIZATION

OFFICERS

EDWARD BENNETT WILLIAMS ..... *Chairman of the Board/President*
HENRY J. PETERS ..... *Executive Vice-President/General Manager*
LAWRENCE LUCCHINO .... *Vice-President/Secretary/General Counsel*
JACK DUNN, III ..... *Vice-President, Stadium Operations*
JOSEPH P. HAMPER, JR. ..... *Vice-President, Finance*
GERARD T. GABRYS ..... *Treasurer*

BOARD OF DIRECTORS

EDWARD BENNETT WILLIAMS, JOSEPH P. DIMAGGIO, JACK DUNN, III, JAY EMMETT, ROBERT J. FLANAGAN, GERARD T. GABRYS, CHARLES H. HOFFBERGER, JEROLD C. HOFFBERGER, ZANVYL KRIEGER, LAWRENCE LUCCHINO, HENRY J. PETERS, PETER P. WEIDENBRUCH, JR.

FRONT OFFICE

ROBERT R. AYLWARD ..... *Director, Business Affairs*
ROBERT W. BROWN ..... *Director, Public Relations*
PHILIP E. ITZOE ..... *Traveling Secretary*
THOMAS A. GIORDANO ..... *Director, Player Development & Scouting*
TIMOTHY A. GERAGHTY ..... *Ticket Office Manager*
DREW M. SHEINMAN ..... *Promotions Director*
LOUIS I. MICHAELSON ..... *Executive Director of Sales*
JOHN C. BLAKE ..... *Director, Media Information*
JOHN J. McCALL ... *Assistant Director, Player Development & Scouting*
JOSEPH B. CODD ..... *Assistant Ticket Office Manager*
JAMES L. KLINE ..... *Ticket Computer Manager*
DANIEL J. O'DOWD ..... *Coordinator, "Designated Hitters"*
KENNETH E. NIGRO ..... *Coordinator, Special Projects*
MARTIN J. SMITH ..... *Baltimore Sales Representative*
JOSEPH D. FELPERIN ..... *Washington Area Sales Representative*

JAMES J. RUSSO ..... *Special Assistant to the General Manager*
HERBERT E. ARMSTRONG .. *President, Orioles Foundation/Consultant*
BEN FEINGOLD ..... *President, Stadia Operations, Inc. (Scorecard)*

ADMINISTRATIVE ASSISTANTS: MAEVE BERKERIDGE (to Messrs. Peters & Itzoe) ... ANN LANGE (to Messrs. Aylward & Dunn) ... **Promotions**—MICKEY TOLSON (to Mr. Sheinman) ... **Public Relations**—HELEN CONKLIN (to Mr. Brown), LISA MARIE DIDIO (to Mr. Blake), CHARLES STEINBERG, JULIE WAGNER ... **Baseball Department**—BARBARA BROWN (to Mr. Giordano), KAREN MANNER .

SALES STAFF: LUCY KELLY (to Messrs. Michaelson and O'Dowd), JODI POZANEK, ALAN LOCEY, STEVE ROBINS, STEVE ROSS, JUNE WILTSHIRE ... **Ticket Office:** DENISE ADDICKS, AUDREY BROWN, DONNA CRAIG, DAISY GARLAND, HELEN McGUIRE, LORRAINE SAPP, ROY SOMMERHOF, EILEEN WAGNER, JOAN WALSH, TRICIA ZERHUSEN.

WASHINGTON OFFICE: STACY MASS (Store Manager), BILL PEMSTEIN, CINDY TEMKIN, PATTY WOODROW ... **General Duties**—ED RIDGELY, CALVIN ROGERS, BERNIE ROSKOTT ... **Switchboard**—EDNA WEIBE (Chief Operator).

GAME PERSONNEL: **BaseBelles**—MARGIE BROWN (Captain), STACY KEYS, KAROL MANNER ... **Electrician**—AL SCRIMGER ... **Public Address Announcer**—REX BARNEY ... **Press Box Staff**—VERNON JOINER (Supervisor), DAVID SHAUCK, FRED TRAUTMAN ... **Guards & Ticket Takers Supervisor**—CHARLIE JASPER ... **Ticket Sellers Supervisor**—LEO HARNEN ... **Usher Supervisor**—STANLEY FERGUSON ... **Fan Relations Representative**—AL SMITH ... **Press Box Runner**—SCOTT BROWN ... **Closed Circuit System**—ROBERT W. McMAHON, JAMES P. NASON.

ORIOLES '84 HOTEL HEADQUARTERS

City	Hotel	Area	Telephone
BOSTON	Sheraton Boston	(617)	236-2000
CALIFORNIA	Hyatt House, Anaheim	(714)	772-5900
CHICAGO	Westin Chicago	(312)	943-7200
CLEVELAND	Bond Court	(216)	771-7600
DETROIT	Westin Detroit	(313)	568-8000
KANSAS CITY	Adam's Mark	(816)	737-0200
MILWAUKEE	Pfister Hotel & Tower	(414)	273-8222
MINNESOTA	Minneapolis Hyatt Regency	(612)	370-1234
NEW YORK	Grand Hyatt	(212)	883-1234
OAKLAND	Oakland Hyatt House	(415)	562-6100
SEATTLE	Seattle Marriott	(206)	241-2000
TEXAS	Dallas Hyatt Regency	(214)	651-1234
TORONTO	Westin Toronto	(416)	869-3456

Visiting Team's Hotel Headquarters in Baltimore: See page 85.

1984index-p01

BASEBALL PUBLIC RELATIONS DIRECTORY

		Office	Private	Home
Commissioner's Office	Bob Wirz	212 371-7800	371-7898	203 846-1976
	Chuck Adams			201 935-7417
	Rick Cerrone			914 739-7865
American League	Bob Fishel	212 371-7600	371-6571	212 355-2433
	Phyllis Merhige			429-6229
Baltimore	Bob Brown	301-243-9800	235-9710	337-2050
	John Blake			323-6902
Boston	George Sullivan	617 267-9440	267-2890	484-4242
	Dick Bresciani			237-7618
	Josh Spofford			617-468-2744
California	Tom Seeberg	714 937-6700	714 937-7217	586-2211
	Tim Mead	213 625-1123		714 861-0473
	John Saevano			714-840-8049
Chicago	Chuck Shriver	312 924-1000	924-1412	529-6231
Cleveland	Bob DiBiasio	216 861-1200	861-4454	291-8352
	Pete Spudich			953-1830
Detroit	Dan Ewald	313 962-4000	962-0825	879-0424
	Bob Miller			553-0677
Kansas City	Dean Vogelaar	816 921-2200	921-8154	229-6446
	Jeff Coy			913 648-2472
Milwaukee	Tom Skibosh	414 933-4114	933-6975	786-2311
	Mario Ziino			764-9681
Minnesota	Tom Mee	612 375-1366	375-7470	447-2065
	Laurel Prieb		375-7472	377-0575
New York	Joe Safety	212 293-4300	293-1720	201 854-4545
	David Szen			863-0083
Oakland	Mickey Morabito	415 638-4900	635-7280	352-0262
	Jay Alves			481-0589
Seattle	Bob Porter	206 628-3555	343-4608	821-9275
	Craig Detwiler			523-6139
Texas	Burton Hawkins	817 273-5222	273-5255	275-8531
	Tonya Turner		273-5227	
Toronto	Howard Starkman	416 595-0077	595-0282	820-7265
	Gary Oswald			699-2689
Sports Information Center	John Mulcahy	617 328-4674		545-2029
	Joe Costanza			245-3055
	Sandy Dreyer			328-8610
National League	Blake Cullen	212 371-7300	371-8661	757-2096
	Katy Feeney			489-5462
Atlanta	Wayne Minshew	404 522-7630	577-3667	987-9487
	Bob Korch			432-1707
Chicago	Bob Ibach	312 281-5050	281-8200	398-0503
	Ned Colletti			678-3806
Cincinnati	Jim Ferguson	513 421-4510	421-2990	232-7590
	Jon Braude			385-4196
Houston	Mike Ryan	713 799-9600	795-4717	726-0061
	Rick Rivers		799-9597	392-4960
Los Angeles	Steve Brener	213 224-1301	224-1331	818 368-9161
	Toby Zwikel			998-0622
Montreal	Richard Griffin	514 253-3434	253-3263	695-4186
	Monique Giroux			384-9924
New York	Jay Horwitz	212 507-6387	565-4330	201 546-5089
			565-4331	
	Dennis D'Agostino		565-4323	914 631-7462
Philadelphia	Larry Shenk	215 463-6000	755-9321	302 798-4205
	Vince Nauss		463-9120	215 522-9858
Pittsburgh	Ed Wade	412 323-5000	323-5069	221-4057
	Sally O'Leary		323-5030	734-9121
	Greg Johnson		323-5018	343-9643
St. Louis	Jim Toomey	314 421-3060	421-6450	966-3775
	Robin Monsky			532-1448
San Diego	Bill Beck	619 283-4494	283-1790	
	Mil Chipp			466-5808
	Be Barnes			223-0189
San Francisco	Duffy Jennings	415 468-3700	468-2390	369-8427
	Matt Fischer			571-1290
Elias Sports Bureau	Seymour Siwoff	212 869-1530		
	Steve Hirdt			

ORIOLES MANAGERS' WON-LOST RECORDS

Joe Altobelli (98-64, .605)
Hank Bauer (407-318, .561)
Jimmie Dykes (54-100, .351)
Luman Harris (17-10, .630)
Billy Hitchcock (163-161, .503)
Paul Richards (517-539, .490)
Earl Weaver (1354-919, .596)

WON-LOST RECORDS vs. EACH OPPONENT, 1983

Orioles vs. A.L. West	Home W-L	Away W-L	Total W-L
California	4-2	3-3	7-5
Chicago	4-2	3-3	7-5
Kansas City	4-2	4-2	8-4
Minnesota	3-3	5-1	8-4
Oakland	5-1	3-3	8-4
Seattle	3-3	5-1	8-4
Texas	5-1	4-2	9-3
vs. West	28-14	27-15	55-29

Orioles vs. A.L. East	Home W-L-T	Away W-L	Total W-L-T
Boston	3-3	5-2	8-5
Cleveland	3-4	3-3	6-7
Detroit	1-5	4-3	5-8
Milwaukee	7-0	4-2	11-2
New York	3-3	3-4	6-7
Toronto	5-2	2-4	7-6
vs. East	22-17	21-18	43-35
Gr. Totals	50-31	48-33	98-64

WON-LOST RECORDS vs. EACH OPPONENT 1954-1983

Club	Home W-L-T	Away W-L	Total W-L-T
BOS.	142-122	119-144	261-266
CAL.	95-63	83-79	178-142
CHI.	139-96 -4	107-126	246-222 -4
CLE.	138-125	127-138	265-263
DET.	146-120	136-133	282-253
K.C.	59-28	40-45	99-73
MIL[1]	69-35 -1	69-38	138-73 -1
MIN[2]	136-98	129-105	265-203
N.Y.	146-118-1	131-135	277-253 -1
OAK.[3]	140-92 -3	133-106	273-198 -3
SEA.	28-9	23-14	51-23
TEX[4]	102-61	111-54	213-115
TOR.	36-9	26-18	62-27
Totals	1376-976-9 (.585) 2361 Games*	1234-1135 (.521) 2369 Games*	2610-2111-9 (.553) 4730 Games*

***Tie Games:** O's played 9 ties, all at home (including one in '82 & 8 others between 1955 & 1964). They are all included in the above totals of games played, but do not affect W-L percentages.

(1) Includes Sea. '69
(2) Includes Wash. '54-'60
(3) Includes Pha. '54 & K.C.'55-'67
(4) Includes Wash. '61-'71

ORIOLES STANDINGS, 1954-1983

YR.	W	L	Pct.	G.B.	Std.	Mgr.
1983	98	64	.605	(6)	1st	Altobelli
1982	94	68	.580	1	2nd	Weaver
1981	59	46	.562	1	2nd*	Weaver
1980	100	62	.617	3	2nd	Weaver
1979	102	57	.642	(8)	1st	Weaver
1978	90	71	.559	9	4th	Weaver
1977	97	64	.602	2½	2-T	Weaver
1976	88	74	.543	10½	2nd	Weaver
1975	90	69	.566	4½	2nd	Weaver
1974	91	71	.562	(2)	1st	Weaver
1973	97	65	.599	(8)	1st	Weaver
1972	80	74	.519	5	3rd	Weaver
1971	101	57	.639	(12)	1st	Weaver
1970	108	54	.667	(15)	1st	Weaver
1969	109	53	.673	(19)	1st	Weaver
1968	91	71	.562	12	2nd	Weaver† Bauer
1967	76	85	.472	15½	6-T	Bauer
1966	97	63	.606	(9)	1st	Bauer
1965	94	68	.580	8	3rd	Bauer
1964	97	65	.599	2	3rd	Bauer
1963	86	76	.531	18½	4th	Hitchcock
1962	77	85	.475	19	7th	Hitchcock
1961	95	67	.586	14	3rd	Harris‡ Richards
1960	89	65	.578	8	2nd	Richards
1959	74	80	.481	20	6th	Richards
1958	74	79	.484	17½	6th	Richards
1957	76	76	.500	21	5th	Richards
1956	69	85	.448	28	6th	Richards
1955	57	97	.370	39	7th	Richards
1954	54	100	.351	57	7th	Dykes
Totals	2610-2111		.553			

* 1st Half: 31-23, .574, 2 G.B., 2nd.
2nd Half: 28-23, .549, 2 G.B., 4th.
† Weaver replaced Bauer on July 11, 1968.
‡ Harris replaced Richards on Sept. 1, 1961.

ORIOLES WON-LOST RECORDS IN DIFFERENT BALLPARKS

CALIFORNIA ..... **Wrigley Field** (6-4, '61), **Dodger Stadium** (15-20, '62 thru '65), **Anaheim Stadium** (62-55, '66 thru '83, not including 2-1 in '79 ALCS).
CHICAGO ..... **Comiskey Park** (105-126, '54 thru '83, not including 2-0 in '83 ALCS), **Milwaukee County Stadium** (2-0, 5/28/68 & 9/1/69).
KANSAS CITY ..... **Municipal Stadium** vs. both A's and Royals (91-62, '54 thru '67, '69 thru '72), vs. Royals only (17-7, '69 thru '72), **Royals Stadium** (23-38, '73 thru '83).
MILWAUKEE ..... **County Stadium** (64-37, '70-'83, not including 2-0 vs. Chi. at Mil. on 5/28/69 & 9/1/69).
MINNESOTA ..... **Metropolitan Stadium** (77-68, '61 thru '81, not including 3-0 in '69 & '70 ALCS), **H.H.H. Metrodome** (8-4, '82-'83).
NEW YORK ..... **Yankee Stadium** (122-126, '54 thru '73 and '76-'83), **New Yankee Stadium** (31-26, '76-'83), **Shea Stadium** (9-9, '74-'75, not including 0-3 in '69 ALCS vs. Mets).
OAKLAND ..... **Oakland Coliseum** (57-42, '68 thru '83, not including 3-3 in '71, '73, '74 ALCS).
PHILADELPHIA .... **Connie Mack Stadium** (2-9, '54).
SEATTLE ..... **Sicks' Stadium** (5-1, '69), **Kingdome** (23-14, '77 thru '83).
TEXAS ..... **Arlington Stadium** (46-21, '72 thru '83).
WASHINGTON .... **R.F.K. Stadium** (65-33, '62 thru '71), **Griffith Stadium** vs. both D.C. franchises (51-34, '54 thru '61).

ORIOLES WON-LOST RECORDS vs. MULTI-CITY FRANCHISES

CALIFORNIA ..... Los Angeles (49-41, '61 thru '65), Anaheim (122-96, '66 thru '83, not including 3-1 in '79 ALCS).
MILWAUKEE ..... Seattle (9-3, '69), Brewers (129-70, '70 thru '83).
MINNESOTA ..... Washington (Griffith) Senators (89-65, '54 thru '60), Twins (176-138, '61 thru '83), not including 6-0 in '69 & '70 ALCS).
OAKLAND ..... Philadelphia A's (10-12, '54), K.C.A.'s (151-104, '55 thru '67), Oakland A's (112-72, '68 thru '83, not including 6-6 in '71, '73, '74 ALCS).
TEXAS ..... Washington (Expansion) Senators (135-61, '61 thru '71), Rangers (78-54, '72 thru '83).

Note: O's were 224-126 combined vs. the two Washington franchises.

ORIOLES GAME AND TICKET INFORMATION

Starting Times

Day Games & Afternoon Doubleheaders 2:05
Exceptions: Wed., Apr. 4 vs. Chi.-3:05 Sat., June 9 vs. Det.-3:20
Sat., July 14 vs. Chi.-1:50 Sat., Aug. 18 vs. Cal.-2:20
Sat., Sep. 22 vs. Bos.-TBA Sun., Aug. 19 vs. Cal.-5:05
Night Games 7:35
Exceptions: All Home Fridays 8:05
Twilight/Night Doubleheaders 5:05

(Eastern Daylight Time Starts Apr. 29)

TICKET PRICES

Lower Box $9.00
Mezzanine Box 8.00
Terrace Box 8.00
(Lower Deck)
Upper Box 6.50
Lower & Upper Reserved ... 6.00
General Admission
Adult 4.75
*Child/Senior Citizens ... 2.50
Bleacher
Adult 3.50
*Child/Senior Citizens ... 1.75

MEMORIAL STADIUM TICKET OFFICE

1000 block East 33rd Street

Mon. thru Sat., 9 A.M. to 6 P.M.
During Night Games until 8:30 P.M.
Sundays when Club is at home,
12 Noon until 6 P.M.

TICKET INFORMATION

Call (301) 338-1300

*Child's prices will NOT be effective on children's souvenir giveaway dates, or on dates that everyone receives souvenir items, regardless of age . . . There will be no discounts on dates that general admission/bleacher tickets are sold in advance on a reserved basis.

BALTIMORE TELECHARGE

Box and Reserved Seat Tickets to all Orioles home games can be ordered by telephone TOLL FREE and charged to your major credit card.

Call Baltimore Telecharge

From Baltimore Area 625-4100
From Outside Baltimore Area, including Washington D.C. and Out-of-State 1-800-638-2444

SPECIAL TICKET PROGRAMS

Junior Orioles: Youngsters, 16 and under, can attend 10 selected Orioles' games for a total price of $2.50. Kits available at participating Roy Rogers, Equitable Banks and Rite Aid Stores, or order through the mail for $3.00, c/o Junior Orioles, P.O. Box 396, Lutherville, MD 21093.

Student Discount Program: Senior high school and college students may purchase upper reserved seats, regularly priced at $6.00, for just $3.50 for many Orioles' home games. Student membership cards can be obtained at area high schools and colleges, or at the Orioles' office.

MEMORIAL STADIUM DATA

Lower Boxes . . . . . 7,474[1]
Terrace Boxes
(Rows 16-24) 3,519
Mezzanine Boxes . . . 2,039[2]
Upper Boxes 3,610
"Sky" Boxes 12 (16,654)

Lower Reserved . . . 7,669[3]
Upper Reserved . . . 12,298 (19,967)
Gen. Adm. Lower . . 7,470
Gen. Adm. Upper . . 5,169 (12,639
Bleachers 3,938 (3,938)
CAPACITY . . . 53,198

(1) Includes 2.568 "Field Boxes" installed in '61 . . . (2) Includes 90 seats in "Bird Feed" Area . . . (3) Includes 1,980 "partially obstructed" seats.

There are 864 obstructed view lower reserved seats for which tickets are not printed . . . They are not included in the figures listed above.

Additional Totals: Lower Stand Boxes (10,993) . . . Lower Stand Box & Reserved (18,662) . . . Total Lower Stand Capacity, including Bleachers (30,070) . . . Upper Stand Boxes & Reserved, excluding Mezzanine (15,908) . . . Total Upper Stand Capacity (21,077) . . . A total of 723 seats were added to the upper deck in 1977 (35th row).

See page 81 for Memorial Stadium history.

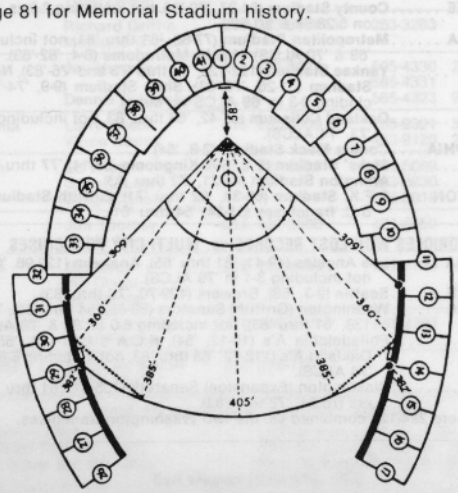

Additional measurements: Concrete wall—14 ft. high; Wire fence—7 ft. high.

ORIOLES ATTENDANCE INFORMATION

ANNUAL ATTENDANCE FIGURES, 1954-1983

	AT MEMORIAL STADIUM			ON THE ROAD			
Season	Attendance	Dates	Avg. Date	Attendance	Dates	Avg. Date	Season
1983	2,042,071	77	26,520	1,854,401	77	24,083	1983
1982	1,613,031	74	21,798	1,622,109	80	20,276	1982
1981	1,024,247	53	19,325	954,002	46	20,739	1981
1980	1,797,438	80	22,468	1,608,616	77	20,891	1980
1979	1,681,009	72	23,347	1,596,922	76	21,012	1979
1978	1,051,724	73	14,407	1,495,193	78	19,169	1978
1977	1,195,769	77	15,529	1,412,675	72	19,620	1977
1976	1,058,609	74	14,306	1,307,920	74	17,675	1976
1975	1,002,157	68	14,738	1,163,631	74	15,725	1975
1974	962,572	74	13,008	1,289,741	75	17,197	1974
1973	960,303	72	13,338	1,184,679	75	15,796	1973
1972	899,950	69	13,042	1,265,353	74	17,099	1972
1971	1,023,037	64	15,985	1,165,879	76	15,341	1971
1970	1,057,069	75	14,094	1,311,394	78	16,813	1970
1969	1,062,094	73	14,549	1,244,770	74	16,821	1969
1968	868,709	71	12,235	1,256,724	76	16,536	1968
1967	860,390	64	13,444	1,122,760	74	15,172	1967
1966	1,203,366	67	17,961	1,309,159	76	17,225	1966
1965	781,649	68	11,495	930,538	73	12,747	1965
1964	1,116,215	69	16,177	1,057,173	72	14,683	1964
1963	774,343	72	10,755	829,732	71	13,081	1963
1962	790,254	72	10,976	886,543	70	12,665	1962
1961	951,089	70	13,587	1,001,302	71	14,103	1961
1960	1,187,849	71	16,730	1,151,055	69	16,682	1960
1959	891,926	64	13,936	990,449	71	14,317	1959
1958	829,991	67	12,388	660,352	69	9,570	1958
1957	1,029,581	67	15,367	739,289	66	11,201	1957
1956	901,201	67	13,539	678,173	64	10,595	1956
1955	852,039	62	13,743	648,412	56	11,579	1955
1954	1,060,910	67	15,834	614,833	64	9,607	1954
Totals	32,530,592	2093	15,543*	34,353,779	2148	15,993*	Totals

*Average annual attendance home—1,084,353, away—1,145,126

ORIOLES RECORD CROWDS

MEMORIAL STADIUM	Attendance	Date	Opponent
Largest Crowd	54,458	Oct. 9, '66	Dodgers (World Series)
Largest Crowd, Reg. Sea.	51,956	Apr. 5, '82	Royals (Opening Day)
Single Night Game	51,649	Aug. 16, '80	Yankees
Day Doubleheader	46,796	May 16, '54	Yankees
Night Doubleheader	51,883	Oct. 1, '82	Brewers
Opening Day	51,956	Apr. 5, '82	Royals
Memorial Day	42,949	May 25, '81	Yankees
Independence Day	45,339	July 4, '77	Tigers
Labor Day	41,202	Sep. 5, '83	Red Sox
Five Date Series	249,605*	Aug. 14-15-16-17-18, '80	Yankees
Four Date Series	154,835	July 8-9-10-11, '77	Yankees
Three Date Series	150,757	Oct. 1-2-3, '82	Brewers
Two Date Series	69,569	July 1-2, '57	Yankees
Smallest Crowd	655	Aug. 17, '72	White Sox
All Star Game	48,829	July 8, '58	- - - - - - - - -
ON THE ROAD			
Largest Crowd	67,064	Oct. 16, '83	Phillies (World Series)
Largest Crowd, Reg. Sea.	63,073	Apr. 23, '83	Angels (Anaheim)
Smallest Crowd	476	Sep. 19, '63	Angels (L.A.)
Single Series (3 dates)	156,458	Aug. 8-9-10, '80	Yankees (3 games)
(4 dates)	188,350	Aug. 3-4-5-6, '79	Yankees (4 games)

*Major League Record

1983 ATTENDANCE NOTES: The Orioles drew a club record 2,042,071 fans at home in 1983, smashing the precious mark of 1,797,438 (set in '80) by 244,633. The Birds averaged 26, 520 for 77 dates, eclipsing the '79 club mark by 3,173 per date. Both Baltimore's total and average attendance figures were fifth in the American League.

It marks the ninth consecutive season and 17th time in 30 years that the O's have gone over the one million mark in home attendance. The Orioles surpassed the historic two million mark in home attendance in the club's second-to-last game of the season versus New York on October 1. Over the final 35 dates of the year (starting July 14) Baltimore averaged 31,752 per date (1,111,334).

The O's home opener against Kansas City on April 5 attracted 51, 885, the second largest regular season crowd ever at Memorial Stadium topped only by the 51,956 that attended the '82 opener. The Birds had 11 other crowds of more than 40,000 and drew between 30,000 and 40,000 on 19 occasions. A four-game series with Milwaukee, September 16-19 drew 151,317, the third largest total for a series in club history. Overall, the Orioles drew more than 100,000 fans for eight different series, a team record. In 30 years, Baltimore has had 31 100,000 + series, 22 of those coming in the last five seasons (starting '79).

SPRING TRAINING DATA

Headquarters Hotel: Hyatt Regency Miami,
400 S.E. 2nd Ave., Miami, Fla. 33131—(305) 358-1234

Training Camp: Miami Stadium, 2301 N.W. Tenth Avenue,
Miami, Fla. 33127—(305) 633-9857

First Workout Dates: Pitchers and Catchers—Fri., Feb. 17
Infielders and Outfielders—Thurs., Feb. 23

SPRING SCHEDULE

(All Times Eastern)

	Mar. Day	Opponent	Place	Time	Score Bal.-Opp.
*	3 Sat.	New York Yankees	Ft. Lauderdale	1:30	___ - ___
	4 Sun.	New York Yankees	Miami	1:30	___ - ___
	5 Mon.	Open Date			
	6 Tue.	Chicago White Sox	Sarasota	1:30	___ - ___
$*	7 Wed.	Texas Rangers	Miami	1:30	___ - ___
	8 Thu.	Kansas City Royals	Ft. Myers	1:30	___ - ___
	9 Fri.	Montreal Expos	West Palm Beach	1:30	___ - ___
	10 Sat.	New York Yankees	Miami	7:30	___ - ___
*	11 Sun.	New York Yankees	Ft. Lauderdale	1:30	___ - ___
*	12 Mon.	Montreal Expos	Miami	7:30	___ - ___
	13 Tue.	University of Miami	Mark Light Field (U.M.)	7:30	___ - ___
	14 Wed.	Montreal Expos	West Palm Beach	1:30	___ - ___
TV*	15 Thu.	New York Yankees	Ft. Lauderdale	7:30	___ - ___
$	16 Fri.	Montreal Expos	Miami	1:30	___ - ___
	17 Sat.	Texas Rangers	Pompano Beach	1:30	___ - ___
*	18 Sun.	Cincinnati Reds	Miami	1:30	___ - ___
$*	19 Mon.	Texas Rangers	Miami	7:30	___ - ___
*	20 Tue.	Los Angeles Dodgers	Miami	7:30	___ - ___
	21 Wed.	Kansas City Royals	Ft. Myers	1:30	___ - ___
	22 Thu.	St. Louis Cardinals	St. Petersburg	1:30	___ - ___
	23 Fri.	Detroit Tigers	Lakeland	7:30	___ - ___
	24 Sat.	Toronto Blue Jays	Dunedin	1:30	___ - ___
*	25 Sun.	Toronto Blue Jays	Miami	1:30	___ - ___
	26 Mon.	Texas Rangers	Pompano Beach	1:30	___ - ___
$*	27 Tue.	Texas Rangers	Miami	1:30	___ - ___
	28 Wed.	Los Angeles Dodgers	Vero Beach	1:30	___ - ___
$*	29 Thu.	Kansas City Royals	Miami	1:30	___ - ___
*	30 Fri.	Atlanta Braves	Miami	7:40	___ - ___
TV†	31 Sat.	Philadelphia Phillies	New Orleans	8:30	___ - ___
	Apr.				
	1 Sun.	Open Date			
	2 Mon.	SEASON OPENER	Baltimore	2:05	___ - ___

*-Game to be broadcast on WFBR (1300) Radio
TV-Game to be telecast on WMAR (ch. 2)
†-Game to be played at Louisiana Superdome (7:30 CST)
$-Special Half Price Dates (see below)

ORIOLES SPRING RECORDS—1954-1983

Year	Training Site	W-L†	Home Att.*	Home Dates*	Year	Training Site	W-L†	Home Att.*	Home Dates*
1954	Yuma	16-12	10,684	4	1969	Miami	19- 5	33,210	13
1955	Daytona B'ch	11-15	14,697	7	1970	Miami	11-12	34,995	11
1956	Scottsdale	10-19	15,699	9	1971	Miami	14-13	45,185	13
1957	Scottsdale	14-19	15,568	9	1972	Miami	10- 8	42,522	10
1958	Scottsdale	11-19	16,092	11	1973	Miami	13-11	47,003	13
1959	Miami	17- 8	25,771	13	1974	Miami	11-11	40,247	12
1960	Miami	16-13	39,158	19	1975	Miami	18- 9	41,623	13
1961	Miami	12-16	46,419	16	1976	Miami	4-11	29,123	8
1962	Miami	13-11	43,816	16	1977	Miami	14-10	51,918	11
1963	Miami	17-10	52,748	14	1978	Miami	13-11	57,812	12
1964	Miami	16-12	49,257	15	1979	Miami	10-15	44,310	12
1965	Miami	12-16	55,602	14	1980	Miami	7-14	30,321	9
1966	Miami	15-11	51,372	17	1981	Miami	12-13	42,282	10
1967	Miami	14-13	50,513	11	1982	Miami	14-12**	29,683	13
1968	Miami	12-12	47,208	15	1983	Miami	15-11**	34,883	15

‡Against major league "A" teams only. **One tie.
*Includes only games played at training site.

TICKET DATA

For game and ticket information, write or call Orioles' spring training ticket manager at Miami Stadium, 2301 N.W. Tenth Ave., Miami, Fla. 33127 . . . (305) 635-5395. Prices: Field Box—$6.00 . . . Terrace Box—$4.50 . . . General Admission—$3.50 . . . Children's and Senior Citizens' General Admission—$2.00.

HALF PRICE DATES: On five selected dates (March 7, 16, 19, 27, & 29), all terrace box seats will be reduced to $2.25 and all general admission seats (including children's and senior citizens' tickets) will be priced at just $1.75.

SPECIAL GIVE AWAY: All fans attending the Cincinnati game on Sunday, March 18 will receive their choice of a tote bag, travel bag, or batting helmet, absolutely free.

ORIOLES CAREER BATTING LEADERS

GAMES

B. Robinson	2,896
Belanger	1,962
Powell	1,763
Blair	1,700
Singleton	1,335
Bumbry	1,309
Murray	1,044
D. Johnson	995
Triandos	953
Dauer	928

AT BATS

B. Robinson	10,654
Powell	5,912
Belanger	5,734
Blair	5,606
Singleton	4,752
Bumbry	4,614
Murray	3,958
D. Johnson	3,489
Dauer	3,224
Triandos	3,186

RUNS

B. Robinson	1,232
Powell	796
Blair	737
Bumbry	725
Belanger	670
Singleton	656
Murray	615
F. Robinson	555
Grich	432
Buford	408

HITS

B. Robinson	2,848
Powell	1,574
Blair	1,426
Singleton	1,377
Bumbry	1,310
Belanger	1,304
Murray	1,175
D. Johnson	904
F. Robinson	882
Dauer	841

DOUBLES

B. Robinson	482
Blair	269
Powell	243
Singleton	228
Murray	208
Bumbry	205
D. Johnson	186
Belanger	174
DeCinces	161
Dauer	160

TRIPLES

B. Robinson	68
Blair	51
Bumbry	51
Aparicio	34
Belanger	33
Grich	27
Brandt	22
Boyd	20
Snyder	20
F. Robinson	18

HOME RUNS

Powell	303
B. Robinson	268
Murray	198
F. Robinson	179
Singleton	176
Triandos	142
Blair	126
Gentile	124
L. May	123
DeCinces	107

TOTAL BASES

B. Robinson	4,270
Powell	2,748
Blair	2,175
Singleton	2,169
Murray	2,007
Bumbry	1,767
Belanger	1,604
F. Robinson	1,598
Triandos	1,351
D. Johnson	1,320

RUNS BATTED IN

B. Robinson	1,357
Powell	1,063
Singleton	730
Murray	697
Blair	567
F. Robinson	545
Triandos	517
L. May	487
Gentile	398
DeCinces	397

EXTRA BASE HITS

B. Robinson	818
Powell	557
Blair	446
Singleton	422
Murray	421
F. Robinson	340
Bumbry	306
DeCinces	282
D. Johnson	268
Triandos	267

BATTING AVERAGE
(1,200 or more at bats)

Nieman	.303
Boyd	.301
F. Robinson	.300
Murray	.297
T. Davis	.291
Singleton	.290
Ripken	.288
Lowenstein	.287
Rettenmund	.28446
Bumbry	.28392

STOLEN BASES

Bumbry	243
Blair	167
Aparicio	166
Belanger	166
Baylor	118
Buford	85
Grich	77
Kelly	55
Rettenmund	52
Coggins	43

WALKS

Powell 889; B. Robinson 860; Singleton 848; Belanger 571; F. Robinson 460; Grich 457; Bumbry 439; Murray 439; Blair 420; Buford 420

ORIOLES CAREER PITCHING LEADERS

ERA
(500 or more innings)

S. Miller	2.37
Wilhelm	2.42
Watt	2.73
Dobson	2.78
Palmer	2.83
O'Dell	2.87
Hall	2.89
Hardin	2.95
Phoebus	3.06
T. Martinez	3.0866
Roberts	3.0867

STRIKEOUTS

Palmer	2,208
McNally	1,476
Cuellar	1,011
Pappas	944
Flanagan	922
Barber	918
D. Martinez	711
McGregor	607
Phoebus	578
Estrada	517

GAMES

Palmer	553
McNally	412
T. Martinez	381
Watt	363
Hall	342
S. Miller	297
Cuellar	290
Pappas	264
Barber	253
Flanagan	250

WINS

Palmer	268
McNally	181
Cuellar	143
Flanagan	112
Pappas	110
McGregor	96
Barber	95
D. Martinez	89
Hall	65
H. Brown	62

INNINGS

Palmer	3,930
McNally	2,653
Cuellar	2,028
Pappas	1,632
Flanagan	1,605
D. Martinez	1,447
McGregor	1,436
Barber	1,415
H. Brown	1,032
Grimsley	908

SHUTOUTS

Palmer	53
McNally	33
Cuellar	30
Pappas	26
Barber	19
McGregor	16
Flanagan	15
Phoebus	11
H. Brown	9
D. Martinez	9

LOSSES

Palmer	149
McNally	113
Cuellar	88
Barber	75
Flanagan	74
Pappas	74
D. Martinez	73
McGregor	57
H. Brown	48
Grimsley	45

SAVES
('75 rule applied)

S. Miller	88
T. Martinez	83
Watt	72
Stoddard	57
Hall	51
Stanhouse	45
G. Jackson	39
Wilhelm	35
Richert	29
Drabowsky	23

WON-LOST PCT.
(50 or more decisions)

Stone	.656	(40-21)
Palmer	.643	(268-149)
T. Martinez	.634	(45-26)
McGregor	.627	(96-57)
Bunker	.620	(44-27)
Cuellar	.619	(143-88)
Hall	.619	(65-40)
McNally	.616	(181-113)
Flanagan	.602	(112-74)
Pappas	.598	(110-74)

COMPLETE GAMES

Palmer 211; Cuellar 133; McNally 120; Flanagan 81; Pappas 81; D. Martinez 64; McGregor 60; Barber 53; Grimsley 38; Dobson 31

ORIOLES A.L. PLAYER OF THE MONTH AWARDS

Year	Player	Month	Year	Player	Month
1975	Jim Palmer, p	Aug.	1981	Ken Singleton, of	Apr.
1976	Reggie Jackson, of	July		Eddie Murray, 1b	Sep.
1978	Doug DeCinces, 3b	July		(tied with Willie Wilson, K.C.)	
1980	Steve Stone, p	June		Dennis Martinez, p	Sep.
	Tim Stoddard, p	Sep.		(tied with Larry Gura, K.C.)	
	Eddie Murray, 1b (tied with Jim Rice, Bos.)	Sep.	1982	Eddie Murray, 1b	Apr.
				Tippy Martinez, p	July
				Jim Palmer, p	Aug.
			1983	Scott McGregor, p	July
				Cal Ripken, ss	Sep.

NOTE: In 1979 the American League started a Pitcher of the Month Award, in addition to the Player of the Month.

ORIOLES' TOP PERFORMANCES BY MONTH

HOME RUNS			RUNS BATTED IN		
15	Jim Gentile	Aug. '61	31 Doug DeCinces		July '78
13	Frank Robinson	July '66	Boog Powell		July '69
12	Frank Robinson	Aug. '66	30 Jim Gentile		Aug. '61
11	Eddie Murray	June '78	Eddie Murray		Sep. '80
	Boog Powell	Aug. '66	29 Frank Robinson		July '66
	Boog Powell	July '69	Boog Powell		July '70

.300 HITTERS

In 30 seasons the Orioles have had 22 qualifying .300 hitters (477 plate appearances from '54 thru '60 and 502 plate appearances since '61) and only four times (three in '80 and two in '69, '77 & '83) have they had more than one in the same season . . . The complete list. **1956**-Bob Nieman, .322 . . . **1957**-Bob Boyd, .318 . . . **1959**-Gene Woodling, .300 . . . **1961**-Jim Gentile, .302 . . . **1962**-Brooks Robinson, .303 . . . **1964**-Brooks Robinson, .317 . . . **1966**-Frank Robinson, .316* . . . **1967**-Frank Robinson, .311 . . . **1969**-Frank Robinson, .308 and Boog Powell, .304 . . . **1970**-Frank Robinson, .306 . . . **1971**-Merv Rettenmund, .318 . . . **1973**-Tommy Davis, .306 . . . **1975**-Ken Singleton, .300 . . . **1977**-Ken Singleton, .328 (club record) and Al Bumbry, .317 . . . **1980**-Al Bumbry, .318, Ken Singleton, .304, and Eddie Murray, .300 . . . **1982**-Eddie Murray, .316 . . . **1983**-Cal Ripken, .318 and Eddie Murray, .306.
*Led league

30 HOME RUN CLUB

Six different Orioles have hit 30 or more homers in a season 14 different times. Boog Powell accomplished the feat four times. Frank Robinson and Eddie Murray three times each, Jim Gentile twice and Gus Triandos and Ken Singleton once each. Triandos was the first Oriole to achieve that mark when he hit 30 homers in '58, earning him a share of the A.L. record for a catcher that stood unil '82, when Detroit's Lance Parrish hit 32 to set a new standard.

By Year: 1958-Triandos (30) . . . **1961**-Gentile (46) . . . **1962**-Gentile (33) . . . **1964**-Powell (39) . . . **1966**-F. Robinson (49) and Powell (34) . . . **1967**- F. Robinson (30) . . . **1969**-Powell (37) and F. Robinson (32) . . . **1970**-Powell (35) . . . **1979**-Singleton (35) . . . **1980**- Murray (32) . . . **1982**-Murray (32) . . . **1983**-Murray (33).

Frank Robinson's club record 49 homers in '66 was the only time an Oriole had led the league in homers until '81, when Murray tied three others for A.L. top honors with 22.

100 RBI MEN

During the O's first seven years ('54 thru '60). nobody drove in 100 runs . . . Then, in '61, Jim Gentile broke the barrier with gusto while accumulating 141 rbi, still a club record.

Since then, seven different players have driven in 100 runs 14 times: Boog Powell and Eddie Murray (3 times each); Brooks and Frank Robinson, and Ken Singleton (twice each); Lee May and Cal Ripken (once each).

By Year: 1961-Gentile (141) . . . **1964**-Brooks (118)* . . . **1966**-Frank (122)*, Powell (109) and Brooks (100) . . . **1969**-Powell (121) and Frank (100) . . . **1970**-Powell (114) . . . **1976**-May (109)* . . . **1979**-Singleton (111) . . . **1980**-Murray (116) and Singleton (104) . . . **1982**-Murray (110) . . . **1983**-Murray (111) and Ripken (102).

Note: Murray became the fourth Oriole to lead the American League in runs batted in with 78 in '81.
*Led league

ORIOLE HOME RUN AND RBI RECORDS BY POSITION

Pos.	Player	HR	Year	Pos.	Player	RBI	Year
1B	Jim Gentile	45*(46)	1961	1B	Jim Gentile	139*(144)	1961
2B	Bobby Grich	19	1974	2B	Bobby Grich	82	1974
3B	Brooks Robinson	28	1964	3B	Brooks Robinson	118	1964
SS	Cal Ripken	27	1983	SS	Cal Ripken	102	1983
LF	Boog Powell	39	1964	LF	Boog Powell	94*(99)	1964
CF	Paul Blair	26	1969	CF	Paul Blair	76	1969
RF	Frank Robinson	47*(49)	1966	RF	Frank Robinson	117*(122)	1966
C	Gus Triandos	30	1958	C	Gus Triandos	78*(79)	1958
DH	Lee May	25	1978	DH	Tommy Davis	83*(89)	1973
						83*(84)	1974
				DH	Ken Singleton	83*(84)	1983

*HR & RBI at that position only. Total HR & RBI for season are in parentheses.

BALTIMORE ORIOLES RECORDS
1954 thru 1983—BATTING

Individual—By Game

Most Hits	5	Luis Aparicio (3 times—all in '66) Bob Boyd, Tom Davis, Brooks Robinson, Don Baylor, Al Bumbry (Jun. 25, '73 and May 26, '79), and Cal Ripken (Aug. 22, '82 and Sep. 3, '83)—(twice each); Gene Woodling, Clint Courtney, Billy Goodman, Jerry Adair, Russ Snyder, Mark Belanger, Rich Coggins; Rich Dauer (Jun. 2, '80); and Eddie Murray (Apr. 17², '82)
Most Runs	4	Merv Rettenmund (3 times); Don Buford, Bob Boyd Norm Siebern, Al Bumbry (Aug. 24, '81 and Apr. 6, '83) and Eddie Murray (Sep. 18, '78 and Apr. 10, '83)—(twice each); Bob Johnson, Luis Aparicio, Frank Robinson, Mark Belanger, Brooks Robinson, Don Baylor; Ken Singleton (Apr. 15, '80); and John Lowenstein (May 25, '82)
Most Runs Batted in	9	Jim Gentile—May 9, '61 vs. Minnesota (A)
Most Doubles	4	Charlie Lau—Jul. 13, '62 vs. Cleveland (H) and Dave Duncan—Jun. 30, '75² vs. Boston (A)
Most Triples	3	Al Bumbry—Sep. 22, '73 vs. Milwaukee (A)
Most Home Runs		See Home Run Section
Most Total Bases	13	Boog Powell—Aug. 15, '66 vs. Boston (A); Eddie Murray—Sep. 14, '80 vs. Toronto (A); Cal Ripken —Sep. 3, '83 vs. Minnesota (A)
Most Stolen Bases	3	Luis Aparicio—5 times; Don Baylor—3 times; Don Buford, Paul Blair, Larry Harlow (Jun. 6, '78) and Al Bumbry (Sep. 27, '80)—once each
Most Bases on Balls	5	Bob Grich—Aug. 9, '75 vs. Chicago (A)
Most Strikeouts	5**	Don Buford—Aug. 26, '71 vs. Chicago (A) (9 innings, consecutive)
Most Consecutive Hits Two or More Games	10	Ken Singleton—Apr. 26 thru 28, '81
Most Consecutive Times Reached Base Safely	13	Jim Dwyer—Sep. 29 thru Oct. 2, '82 (8 hits & 5 walks)

Individual—By Season

	Record	Player	Year
Most Games	163	Brooks Robinson	1961 & 1964
Most At Bats	668	Brooks Robinson	1961
Most Runs	122	Frank Robinson	1966
Most Hits	211	Cal Ripken	1983
Most Singles	158	Al Bumbry	1980
Most Total Bases	367	Frank Robinson	1966
Most Doubles	47	Cal Ripken	1983
Most Triples	12	Paul Blair	1967
Most Home Runs	49	Frank Robinson	1966
Most Extra Base Hits	85	Frank Robinson	1966
Most Runs Batted In	141	Jim Gentile	1961
Most Game-Winning RBI	20	Eddie Murray	1982
Most Consecutive Games Hit Safely	22	Doug DeCinces	1978-79†
Most Cons. Ga. Hit Safely, Season	21	Doug DeCinces	1978
Most Sacrifice Hits	23	Mark Belanger	1975
		Brooks Robinson	'62, '64, '69
Most Sacrifice Flies	10	Jim Gentile	1962
			1964
Most Stolen Bases	57	Luis Aparico	1975
Most Bases on Balls	118	Ken Singleton	1983
Most Int. Bases on Balls	19	Ken Singleton	1966
Most Strikeouts	125	Boog Powell	1954
	7	Clint Courtney (437 app.)	1980
Fewest Strikeouts	19	Rich Dauer (618 app.)	1977
Highest Batting Average	.328	Ken Singleton	1961
Highest Slugging Average	.646	Jim Gentile	1956
Highest On-Base Percentage	.442	Bob Nieman	1974
Most Hit by Pitch	20	Bob Grich	1961
Most Pinch-Hits	24*	Dave Philley	1964
Most Consecutive Pinch-Hits	6	Bob Johnson	1961
Most Pinch-Hit RBI	18	Dave Philley	1960
Most Grounded Into Double Plays	29	Brooks Robinson	

Club Batting

Most Runs, Inning	10	Jul. 8, '69—vs. N.Y. (H) and Apr. 29, '79 vs. Oak. (A)
Most Runs, Game	19	Aug. 28, '57 vs. Cle. (A)
Most Runs, Game, at M.S.	18	Sep. 28, '73² vs. Cle.
Most Runs, Game, Both Clubs	34	Jun 26, '78, Bal. (10) vs. Tor. (24) (A)
	26	Aug. 14, '57, Bal. (6) vs. N.Y. (20) (H)
Most Runs, Yielded, Inning	12	Aug. 10, '65 to Bos. (A)
Most Runs Yielded, Game	24	Jun. 26, '78 to Tor. (A)
	20	Aug. 14, '57 to N.Y. (H)
Largest Winning Margin	17	Jul. 27,'69 vs. Chi. (17-0) (H)
Largest Losing Margin	16	Apr. 30, '60 to N.Y. (0-16) (H)
Most Hits, Inning	9	Jul. 8, '69—vs. N.Y. (H) and Aug. 28, '80 vs. Cal. (H)
Most Hits, Game	26	Aug. 28, '80 vs. Cal. (H) (9 inn.)
Most Hits, Game, Both Clubs	40	Aug. 28, '80, Bal. (26) vs. Cal. (14), (H) (9 inn.)
	41	May 14, '83, Bal. (19) vs. Tex. (22) (A) (11 inn.)
Most Hits Yielded, Game	26	Apr. 23, '81 to Chi. (A)
	24	Jun. 26, '78 to Tor. (A)
Most Doubles, Game	8	Aug. 26, '54 vs.Bos. (H), Sep. 7, '65 vs. N.Y. (A), Jun. 30, '66 vs. K.C. (A), and Aug. 28, '80 vs. Cal. (H)
Most Triples, Game	3	Four times, most recently Sep. 22, '73 vs. Mil. (A), all by Al Bumbry

*American League record. **Ties American League record.
†DeCinces' 22 game streak: 9/8/78 thru 4/6/79.

Club Batting (Cont.)

Most Home Runs, Game		See Home Run Section
Most Total Bases, Game	39	Jul. 27, '69 vs. Chi. (H) and Sep. 3, '83 vs. Min. (A)
Most Stolen Bases, Game	5	Six times (all on road) . . . Most recently on 9/27/80 at Cle. (Bumbry-3, DeCinces, Garcia)
Most Left on Base, Game	21	Aug. 25, '68 vs. Bos. (H)
Highest Average, Season	.273 . . . 1980	
Lowest Average, Season	.225 . . . 1968	
Most Runs, Season	805 . . . 1980	
Most Hits, Season	1523 . . . 1980	
Most Total Bases, Season	2333 . . . 1983	
Most Doubles, Season	283 . . . 1983	
Most Triples, Season	49 . . . 1954	
Most Extra Base Hits, Season	478 . . . 1983	
Highest Slugging Percentage, Season	.421 . . . 1983	
Most Sacrifice Hits, Season	110 . . . 1957	
Most Sacrifice Flies, Season	59 . . . 1969	
Most Stolen Bases, Season	150 . . . **1976**	
Most Bases on Balls, Season	717 . . . 1970	
Most Strikeouts, Season	1019	1964, 1968
Most Hit by Pitch, Season	58 . . . 1974	

HOME RUN RECORDS

Individual

Most, Consecutive	4‡	Don Baylor, Jul. 1, '75[2] vs. Bos. (A) (1) and Jul. 2, '75 vs. Det. (A) (3)
Most, Game	3	Boog Powell, Aug. 10, '63 and Jun. 27, '64, both vs. Was. (A) and Aug. 15, '66 vs. Bos. (A); Eddie Murray, Aug. 29, '79 vs. Min. (A) and Sep. 14, '80 vs. Tor. (A); Curt Blefary, Jun. 16, '67[1] vs. Cal. (A); Paul Blair, Apr. 29, '70 vs. Chi. (A); Bob Grich, Jun. 18, '74 vs. Min. (H); Don Baylor, Jul. 2, '75 vs. Det. (A); Dan Ford, Jul. 20, '83 vs. Sea. (A)
Most, Game at M.S.	3	Bob Grich, Jun. 18, '74 vs. Min.
Most, Game by Opp. at M.S.	4	Rocky Colavito, Cle., Jun. 10, '59
Most, Game by Opp. on Road	3	Preston Ward, K.C. Sep. 9, '58
Most, Season	49	Frank Robinson, 1966
Most, Season by Rookie	28	Cal Ripken, 1982
Most, Season by Pitcher	6	Jack Harshman, 1958
Most Grand Slams, Season	5‡**	Jim Gentile, 1961
Most vs. One Opponent, Season	11	Frank Robinson (vs. Det.), 1966
Most Consec. Gs. Hit Home Run	6***	Reggie Jackson, Jul. 18 thru 23, '76
Most, Season at M.S.	27	Frank Robinson, 1966
Most, Lifetime as Oriole	303	Boog Powell
Most, Lifetime at M.S.	138	Brooks Robinson
Most, Season by Opp.	9	Frank Howard, Was., 1968
Most, Season by Opp. at M.S.	5	Rocky Colavito, Det., 1962
Most, Lifetime by Opp.	68	Harmon Killebrew, Min.
Most, Lifetime by Opp. at M.S.	30	Harmon Killebrew, Min.
Most, Pinch-Hit, Season	3	Whitey Herzog, 1962; Sam Bowens, 1967; Pat Kelly, 1979
Most Times, Season, Hitting from Both Sides of Plate in Game	2‡	Eddie Murray, 1982 (Apr. 24 vs. Chi. and Aug. 26 vs. Tor.)

Club

Most, Game	7	May 17, '67 vs. Bos. (A)
Most, Game by Opp.	6	Aug. 4, '56 by Chi. (A), Jun. 10, '59 by Cle. (H), Apr. 14, '79 by Mil. (A)
Most, Inning	4	May 17, '67 vs. Bos. (A) (Etchebarren, Bowens, Powell, D. Johnson)
Most, Succession	3 (4 times)	Apr. 30, '61 vs. Det. (A) (Gentile, Triandos, Hansen); Sep. 10, '65 vs. K.C. (H) (B. Robinson, Belfary, Adair); Sep. 4, '69 vs. Det. (A) (F. Robinson, Powell, B. Robinson); May 8, '79 vs. Oak. (H) (Murray, May, Roenicke)
Most, Game at M.S. Both Clubs	7	Jul. 26, '66 (Cle.-5, Bal.-2), Aug. 13, '77 (Bal.-4, Min.-3), Aug. 3, '82 (Bos.-4, Bal.-3), May 25, '83 (Min.-5, Bal.-2)
Most, Game by Pinch-Hitters, Both Clubs	2***	Sep. 15[2], '81 (Cle.-1, Bal.-1)
Most, Season	181 . . 1979	
Most, Season by Both Clubs at M.S.	174 . . 1982	
Most, Season at M.S.	88 1970	
Most, Season by Opp.	147 . .	1962, 1982, 1970*
Most Grand Slams, Season	8 . .	1979, 1982, 1983
Most vs. One Club, Season	32 (vs. Det., 18 games)	1966
Most, Pinch-Hit, Season	11**	1982
Most Pinch Grand Slams, Season	3‡**	1982

‡Ties Major League record.
*Included one in ALCS and one in WS.
**American League record.
***Ties American League record.

LONG HOME RUNS/MEMORIAL STADIUM: The longest "measured" home run ever hit in Memorial Stadium was a 471 ' drive by Harmon Killebrew on May 24, 1964 off Milt Pappas over the hedge in left-center field . . . This exceeded by two feet the only other blast that has ever cleared the hedge . . . That was one by Boog Powell 469 ' to the same area off Boston's Don Schwall on June 22, 1962. Aside from these there have been three balls hit into the hedge (approximately 450 '), by Mickey Mantle in 1954, by Powell in 1965 and by Frank Robinson in 1967.

Frank Robinson is the only player to have hit a ball completely out of Memorial Stadium. In the second game of a doubleheader with Cleveland on May 8, 1966, Frank hit a Luis Tiant offering over the left field stands and into the parking lot beyond, a drive that measured 451 ' on the fly and rolled to a stop 541 ' away from home plate.

BALTIMORE ORIOLES RECORDS

1954 thru 1983
GRAND SLAM HOME RUNS

Lifetime Grand Slams by Current Orioles
(Site of Slam in Parentheses)

Total	At Bal.	Player
7	5	**Eddie Murray**
		(1) Apr. 28, '78 vs. Chi. (Chi.)—Lerrin LaGrow
		(2) Jul. 31, '79 vs. Mil. (Mil.)—Reggie Cleveland
		(3) Aug. 16, '81 vs. Chi. (Bal.)—Ross Baumgarten
		(4) Sep. 7, '81 vs. Cle. (Bal.)—Wayne Garland
		(5) Apr. 5, '82 vs. K.C. (Bal.)—Dennis Leonard
		(6) Aug. 26, '82 vs. Tor. (Bal.)—Ken Schrom
		(7) Sep. 18, '83 vs. Mil. (Bal.)—Pete Ladd
4	1	**Ken Singleton**
		(1) Sep. 29, '74 vs. Phi. (Mil.)—Ron Schueler
		(2) May 22, '76 vs. Det. (Bal.)—Jim Crawford
		(3) Aug. 6, '77 vs. Cal. (Cal.)—Ken Brett
		(4) Sep. 3, '83 vs. Min. (Min.)—Len Whitehouse
4	1	**John Lowenstein**
		(1) Jun. 24, '74 vs. N.Y. (N.Y.)—Mike Wallace
		(2) Jul. 24[2], '79 vs. Sea. (Bal.)—Odell Jones
		(3) Sep. 10, '83 vs. N.Y. (N.Y.)—Rich Gossage (pinch-hit)
		(4) Sep. 21[2], '83 vs. Det. (Det.)—Aurelio Lopez
3	0	**Gary Roenicke**
		(1) Sep. 18, '78 vs. Cle. (Cle.)—David Clyde
		(2) May 10, '82 vs. Oak. (Oak.)—Steve McCatty
		(3) Sep. 13[2], '83 vs. Bos. (Bos.)—John Henry Johnson
2	1	**Dan Ford**
		(1) Jun. 8, '79 vs. Det. (Cal.)—John Hiller
		(2) Jun. 14, '82 vs. Mil. (Bal.)—Moose Haas (pinch-hit)
2	2	**Joe Nolan**
		(1) Aug. 24, '82 vs. Tor. (Bal.)—Joey McLaughlin
		(2) Aug. 8, '83 vs. Cle. (Bal.)—Rick Sutcliffe
2	2	**Cal Ripken**
		(1) Sep. 14[2], '82 vs. N.Y. (Bal.)—Mike Morgan
		(2) Jul. 13, '83 vs. Oak. (Bal.)—Tim Conroy
1	0	**Rick Dempsey**
		Sep. 9, '79 vs. Bos. (Bos.)—Joel Finch
1	1	**Lenn Sakata**
		Sep. 6, '81 vs. Oak. (Bal.)—Dave Beard
1	1	**Benny Ayala**
		May 29[2], '82 vs. Tor. (Bal.)—Jerry Garvin (pinch-hit)
1	0	**John Shelby**
		Aug. 29, '83 vs. K.C. (K.C.)—Keith Creel
1	0	**Wayne Gross**
		Sep. 14, '79 vs. Chi. (Chi.)—Ed Farmer (pinch-hit)

GRAND SLAMS BY ORIOLES
1954 thru 1983

Total	At Bal.	Player
7	5	Eddie Murray
7	4	Boog Powell
6	2	Jim Gentile
6	4	Brooks Robinson
5	3	Doug DeCinces
5	5	Lee May
5	1	Gus Triandos
4	3	Terry Crowley
4	3	Pat Kelly
3	2	Paul Blair
3	2	Curt Blefary
3	1	Reggie Jackson
3	1	John Lowenstein
3	0	Gary Roenicke
3	1	Ken Singleton
2	1	Don Buford
2	1	Tommy Davis
2	1	Bobby Grich
2	1	Elrod Hendricks
2	2	Dave McNally
2	2	Joe Nolan
2	2	Cal Ripken
2	0	Frank Robinson
2	0	Billy Smith
2	1	Gene Woodling
1	0	Luis Aparicio
1	1	Benny Ayala
1	1	Frank Baker
1	0	Jim Busby
1	0	Mike Cuellar
1	0	Rick Dempsey
1	1	Jim Dyck
1	1	Dan Ford
1	1	Tito Francona
1	0	Dan Graham
1	1	Dave Johnson
1	1	Bob Kennedy
1	0	Billy Klaus
1	1	Curt Motton
1	0	Albie Pearson
1	1	Dave Philley
1	1	Merv Rettenmund
1	1	Lenn Sakata
1	0	John Shelby
1	1	Dick Williams
1	0	Earl Williams
108	60	Orioles Totals

GRAND SLAM NOTES

1983: The Orioles hit eight grand slams for the second straight year to tie California for the major league lead. The total also matched the club record accomplished three times previously (see more below). Baltimore topped the majors outright in slams in '82 (8) and '81 (5), and the club's three-year total of 21 is 7 more than any other big league team over that period ('81-'83).

All eight of the slams came in the 2nd half of the season with the O's hitting the final six in a 3½ week span from August 29 thru September 21. Baltimore hit five grand slams on the road: two by **John Lowenstein** and one each by **Gary Roenicke**, **John Shelby**, and **Ken Singleton**, and three at Memorial Stadium: one each by **Eddie Murray**, **Joe Nolan**, and **Cal Ripken** (see details above). In the two previous seasons, 12 of the club's 13 slams had been hit at home.

GRAND SLAM NOTES (Cont.)

Murray's slam was the seventh of his career, tying him with **Boog Powell** for first on the O's all-time list. **Jim Gentile** and **Brooks Robinson** had six each. It was Eddie's fifth at Memorial Stadium, matching **Lee May's** club record.

Lowenstein, who tied ten other players for the major league lead with two slams, hit Baltimore's only pinch grand slam of the season, September 10' off New York's **Goose Gossage**. In '82, the O's set an A.L. mark and tied the major league record with three pinch grand slams (**Benny Ayala**, **Terry Crowley**, **Dan Ford**).

The O's yielded three grand slams in '83; **George Vukovich** off **Tippy Martinez** on April 9 at Cleveland; Toronto's **Buck Martinez** off **Tim Stoddard** on June 5 at Baltimore; and **John Wockenfuss** off **Dan Morogiello** on July 3 at Detroit. Vukovich's slam is the only one allowed by Martinez in his nine major league seasons.

There were a total of 78 grand slams hit in '82, 40 in the American League and 38 in the National.

Previous Years: The O's eight slams in '83 tied the club record previously accomplished in '70 (including one each in ALCS and WS), '79, and '82 (all in regular season both years).

The one-season club record is five, established by **Jim Gentile** in '61. That is an American League record and matches the major league standard set in '55 by **Ernie Banks** of the Chicago Cubs.

Gentile is one of seven to have hit two in one game and was the first of three to do so in consecutive plate appearances. That event took place on May 9, '61 at Minnesota (off **Pete Ramos** and **Paul Giel**).

Subsequently, the Tigers' **Jim Northrup** hit back-to-back slams in '68, then two years later, the Orioles' **Frank Robinson** hit consecutive slams at Washington (RFK Stadium) in the 5th and 6th innings on June 26, '70.

Brooks Robinson blasted bases loaded homers in consecutive games in '62: on May 6 at Dodger Stadium vs. California (**Ken McBride**) and May 9 at Baltimore vs. K.C. A's (**Ed Rakow**).

Dave McNally, who hit one in the third game of the '70 WS off Cincinnati's **Wayne Granger**, remains the only pitcher ever to hit a world series slam . . . **Mike Cuellar** was the first player to hit a grand slam in ALCS competition, connecting off Minnesota's **Jim Perry** in game one of the '70 series at Metropolitan Stadium. That was the only slam in ALCS history until '82 when **Don Baylor** of California hit a bases loaded homer off the Brewer's **Moose Haas** in game four at Milwaukee . . . The Dodgers' **Ron Cey** and **Dusty Baker** are the only two to hit slams in the NLCS (both in '77).

Opponents: In 30 years, the Orioles have "out-slammed" their opponents 108-63 (including a 60-29 advantage at Memorial Stadium).

Seven opponents have hit two career slams against the O's (nobody has hit more), including three who have hit both at Memorial Stadium: **Roy Sievers** (Was.), **Moose Skowron** (N.Y.) and **Mike Epstein** (Was.) . . . The other "two-timers" are **Rico Petrocelli** (Bos.), **Ray Boone** (Det.), **Darrell Porter** (Mil.), and **Cookie Rojas** (K.C.).

Grand Slam Gophers: A total of seven opposing pitchers have yielded two grand slams each to the Orioles (no one has allowed more than two) . . . **Don Aase** of the Angels is the only active on that list (to **Lee May** on May 5, '79 and to **Doug DeCinces** on Aug. 27, '81, both in Baltimore).

Among Orioles' pitchers, **Milt Pappas** was the most generous. He gave up six bases loaded homers during his tenure in Baltimore while **Dave McNally** was victimized four times. Among the current O's, only **Dennis Martinez** (to **Jeff Burroughs** in '81 and **Dave Winfield** in '82) and **Sammy Stewart** (to **Bump Wills** and **Tony Armas**, both in '80) have yielded more than one career slam. **Jim Palmer** and **Mike Flanagan**, have never thrown grand slam "gophers".

TOP 10 MAJOR LEAGUE CAREER HOME RUN LEADERS

1. Henry L. Aaron (RHB)	755	7. James E. Foxx (RHB)	534
2. George H. Ruth (LHB)	714	8. Theodore S. Williams (LHB)	521
3. Willie H. Mays (RHB)	660	8. Willie L. McCovey (LHB)	521
4. Frank Robinson (RHB)	586	10. Edwin L. Mathews (LHB)	512
5. Harmon C. Killebrew (RHB)	573	10. Ernest Banks (RHB)	512
6. Mickey C. Mantle (SWB)	536		

100 WINS

The Orioles won more than 100 games in each of three straight seasons—'69 (109), '70 (108) and '71 (101). Only two other clubs have achieved this feat in the history of major league baseball: the '29-'30-'31 Philadelphia A's (104-102-107) and the '42-'43-'44 St. Louis Cardinals (106-105-105).

BALTIMORE ORIOLES RECORDS
1954 thru 1983

PITCHING

Individual

Most Strikeouts, Game	14*	Bob Turley, 4/21/54 vs. Cle. (H) Connie Johnson, 9/2/57 vs. N.Y. (H)
Most Bases on Balls, Game	12†	Jack Fisher, 8/4/61 vs. L.A. (A) (9 inn.)
Most Innings Pitched, Game	16	Jerry Walker, 9/11/59² vs. Chi. (H)
Most Consecutive Shutout Innings	36	Hal Brown, 1961
Most Consecutive Shutouts	3	Jack Fisher, 1960; Hal Brown, 1961; Milt Pappas, 1964; Tom Phoebus, 1967; Jim Palmer, 1978
Most Consecutive Wins	17	Dave McNally, 9/22/68 to 8/3/69
Most Consecutive Wins, One Season	15	Dave McNally, 1969
Most Wins Over One Club, Season	6	Wally Bunker, vs. K.C. 1964
Most Losses to One Club, Season	5	Don Larsen, to Chi., 1954; Joe Coleman, to N.Y., 1954; Jim Wilson, to Cle., 1955
Most Wins by Opponent, Season	6	Bud Daley, K.C., 1959; 5—Pat Dobson, Cle., 1976; Joe Coleman, Det., 1973 (most since 1961 expansion)
Most Losses by Opponent, Season	5	Ned Garver, K.C., 1957; Dick Stigman, Min., 1963; Stan Williams, Cle., 1969; "Catfish" Hunter, N.Y., 1976

*Club record is 21 set by 5 pitchers (Barber, Bunker, Watt, E. Fisher, S. Miller) on 6/4/67 vs. Was. (H) (19 inns.).
†Club record is 14 set on 4/30/68 by Howard (6), Brabender (5) and Watt (3).

Individual Pitching—By Season

Record		Name	Year
Most Games	76	Tippy Martinez	1982
Most Games Started	40	Dave McNally	1969-70
		Mike Cuellar	1970
		Mike Flanagan	1978
Most Complete Games	25	Jim Palmer	1975
Most Games Finished	59	Stu Miller	1963
Most Wins	25	Steve Stone	1980
Most Losses	21	Don Larsen	1954
Best Won-Loss Pct.	.808 (21-5)	Dave McNally	1971
Most Bases on Balls	181	Bob Turley	1954
Most Strikeouts	202	Dave McNally	1968
Most Innings Pitched	323	Jim Palmer	1975
Most Shutouts	10	Jim Palmer	1975
Most Home Runs Allowed	35	Robin Roberts	1963
Lowest E.R.A.	1.95	Dave McNally	1968
Most Saves	26	Tim Stoddard	1980
Most Wins, Reliefer	14	Stu Miller	1965
Most Relief Points	38	Stu Miller	1965
Most Innings Pitched, Relief	140.1	Sammy Stewart	1983

Club Pitching

Most Consecutive Shutouts	5*	9/2¹ thru 9/6²/74 (Grimsley, Cuellar, Palmer, McNally, Cuellar)
Most Consecutive Shutout Innings	54*	9/1 (from 9th inn.) to 9/7/74 (thru 8th inn.)
Most Complete Games, Season	71	1971
Most Consecutive Complee Games, Season	7	1968
Most Shutouts, Season	21	1961
Most Strikeouts, Season	1070	1966
Most Bases on Balls, Season	688	1954
Fewest Bases on Balls, Season	395	1972
Lowest E.R.A. Season	2.53	1972
Most Runs Allowed, Season	774	1982
Most Home Runs Allowed, Season	147	1962 1982

★ ★ ★

20-Game Winners

Year	Pitcher	Record
1963	Steve Barber	20-13
1968	Dave McNally	22-10
1969	Dave McNally	20-7
	Mike Cuellar	23-11
1970	Dave McNally	24-9
	Mike Cuellar	24-8
	Jim Palmer	20-10
1971	Dave McNally	21-5
	Mike Cuellar	20-9
	Jim Palmer	20-9
	Pat Dobson	20-8
1972	Jim Palmer	21-10
1973	Jim Palmer	22-9
1974	Mike Cuellar	22-10
1975	Jim Palmer	23-11
	Mike Torrez	20-9
1976	Jim Palmer	22-13
	Wayne Garland	20-7
1977	Jim Palmer	20-11
1978	Jim Palmer	21-12
1979	Mike Flanagan	23-9
1980	Steve Stone	25-7
	Scott McGregor	20-8

ORIOLES PITCHING (Cont.)

Notes On 20-Game Winners

The Orioles produced at least one 20-game winner for 13 consecutive seasons from '68 thru '80 to establish a new major league record. The O's shared the previous mark with the New York Giants, who had Christy Mathewson to produce twelve straight 20-win seasons from 1903-14. Baltimore has been blanked in that department for the last three seasons.

In 1971 four Baltimore pitchers reached the 20-win plateau. The only other foursome in the entire history of major league baseball to have achieved the feat were four hurlers from the 1920 White Sox (51 years earlier): Urban "Red" Faber-23, Claude Williams-22, Dickie Kerr-21 and Ed Cicotte-21. Despite that achievement, the White Sox finished second that year, two games behind Cleveland.

The four Orioles all won their 20th games within six days: McNally was the first on 9/21; then in a series in Cleveland, the other three joined him: Cuellar (9/24-1st game-clinched division title), Dobson (9/24-2nd game), and Palmer (9/26).

Steve Stone is the earliest 20-game winner in club history, winning his 20th game on August 19 en route to team record 25 victories in '80. Three other Orioles' hurlers have recorded their 20th wins in August: McNally (8/25) and Cuellar (8/27) in '70 and Palmer (8/30) in '75.

★ ★ ★

No-Hit Games (4)

Hoyt Wilhelm, vs. N.Y., 9/20/58 (H)
*Steve Barber-Stu Miller, vs. Det., 4/30/67[1] (H)
Tom Phoebus, vs. Bos., 4/27/68 (H)
Jim Palmer, vs. Oak., 8/13/69 (H)

One-Hit Games (25)

Joe Coleman, vs. N.Y., 9/9/54 (H)
§C. Johnson-G. Zuverink, vs. Chi., 6/21/56 (A)
Hoyt Wilhelm, vs. N.Y., 5/22/59 (H)
Hal Brown, vs. N.Y., 6/1/60 (H)
Steve Barber, vs. K.C., 7/28/60 (H)
Billy Hoeft, vs. Was., 8/19/61 (A)
Wally Bunker, vs. Was., 5/5/64 (H)
Wally Bunker, vs. K.C., 7/3/64 (H)
Milt Pappas, vs. Min., 9/2/64 (A)

One-Hit Games (Cont.)

§Frank Bertaina, vs. K.C., 9/12/64 (H)
Dave McNally, vs. Was. 10/1/64 (H)
Steve Barber, vs. Cal., 4/16/67 (A)
Jim Palmer, vs. N.Y., 5/12/67 (A)
Dave Leonhard, vs. Det., 5/6/68 (H)
Dave McNally, vs. Min., 5/15/69 (A)
Mike Cuellar, vs. Min., 8/10/69 (H)
Mike Cuellar, vs. K.C., 5/12/71 (H)
Jim Palmer, vs. Cle., 7/27/73[1] (H)
Mike Cuellar, vs. Cal., 5/31/75 (A)
Jim Palmer, vs. K.C., 6/8/75 (H)
Mike Cuellar, vs. Mil., 7/26/75 (A)
Jim Palmer, vs. Min., 8/10/76 (H)
S. Stone-T. Martinez vs. Mil., 7/30/79 (A)
Jim Palmer, vs. Min., 9/4/82 (H)
Boddicker-Stewart-T. Martinez, vs. N.Y., 10/2/83 (H)

*Orioles lost, 2-1, when Tigers scored twice in top of 9th inning . . . First Detroit run scored on Barber's wild pitch and deciding run scored on error.

§Johnson and Zuverink were beaten by Jack Harshman who also pitched one-hitter . . . Bertaina defeated Bob Meyer who also threw one-hitter . . . Score in both games was 1-0.

NO-HITTERS BY OPPONENTS

Two no-hitters have been pitched against the Orioles in the 29 years they have been back in the American League, both by the Angels. Bo Belinsky was the first, on May 5, '62 at Dodger Stadium, winning 2-0 over Steve Barber . . . In 1975 Nolan Ryan no-hit the Orioles on June 1 at Anaheim Stadium, defeating Ross Grimsley, 1-0.

BIGGEST LIFETIME WINNERS-LOSERS vs. ORIOLES

Winners: Whitey Ford, the Yankee Hall of Famer, still holds the distinction of having beaten the Orioles more often than any other even though he has been retired since '67 . . . Ford was 30-16 lifetime against the Birds.

He is followed by "Catfish" Hunter (26-24), Mickey Lolich (25-19), Billy Pierce (23-11), Early Wynn and Frank Sullivan (both 21-8), Jim Kaat (21-21), Earl Wilson (20-9), Luis Tiant (20-21), Jim Perry (20-22) and Camilo Pascual (20-23).

Losers: Hunter, the second biggest winner against the O's, is also the biggest loser (24) . . . It wasn't always thus . . . At one time, he was 23-16 vs. the O's, then lost eight of his last 11 decisions (from '76 thru '78, and had no record in '79).

Others oft-beaten by the Birds are: Tiant and Jim Perry (22), Fritz Peterson (14-21), Kaat (21), Lolich (19) and Sam McDowell (9-19) . . . Probably the least successful opponent was Jim Colborn, formerly of Milwaukee, K.C., and Seattle, who was 3-17 lifetime . . . Rudy May is 3-15, Len Barker 3-8, Milt Wilcox 3-12, Geoff Zahn 2-10, Matt Keough 1-8, and Mike Caldwell 3-9.

LONG GAMES BY ORIOLES PITCHERS

IP	Pitcher	Opponent	Date	W/L/ND	CG/SHO
16	Jerry Walker	Chi.	9/11/59[2]	W, 1-0	CG-SHO
15	Ray Moore	Det.	5/21/57	ND	
14	Ross Grimsley	N.Y.	9/11/74	ND	
13.1	Robin Roberts	K.C.	6/30/63	L, 1-3	
13	Jim Wilson	Cle.	5/31/55	L, 1-2	CG
	Billy O'Dell	Cle.	5/3/58	W, 3-2	CG

BALTIMORE ORIOLES RECORDS

1954 thru 1983 FIELDING

Club—By Season

Most Double Plays	189	...1977	Most Passed Balls	49†	...1959
Most Errors	167	...1955	Highest Fielding Pct.	9849‡	...1980
Fewest Errors	95*	...1964, 1980	Most Consecutive Errorless Games	10	...1962
Most Errorless Games	92**	...1980			

Club—By Game

Most Errors	6	May 19[1], '74 vs. Bos. (H) and June 9, '83 vs. Mil. (H)

* Major League record—tied with 1977 Cincinnati Reds
** American League record
† Major League record
‡ Modern Major League record (since 1900)

Individual A. L. and M. L. Fielding Records

SECOND BASE		
Most Consec. Errorless Games, Season	86 (AL)	Rich Dauer (Apr. 10 thru Sep. 29, '78)
Most Consec. Errorless Games, League	89 (AL)	Jerry Adair (July 22, '64 thru May 6, '65)
Most Consec. Errorless Chances, Season	425 (AL)	Rich Dauer (Apr. 10 thru Sep. 30 (part), '78)
Most Consec. Errorless Chances, League	458 (AL)	Jerry Adair (July 22, '64 thru May 6, '65)
Highest Fielding Avg., Season (150 or more games)	.995 (ML)	Bobby Grich '73
Fewest Errors, Season	5*(ML)	Jerry Adair '64 Bobby Grich '73
THIRD BASE		
Most Seasons	23 (ML)	B. Robinson
Highest Fielding Avg., Lifetime (1,000 or more games)	.971 (ML)	B. Robinson
Most Games, Lifetime	2,870 (ML)	B. Robinson
Most Putouts, Lifetime	2,697 (ML)	B. Robinson
Most Assists, Lifetime	6,205 (ML)	B. Robinson
Most Chances, Lifetime	8,902 (ML)	B. Robinson
Most Double Plays, Lifetime	618 (ML)	B. Robinson
Most Yrs. Leading Lge. in Fldg. Avg.	11 (AL)	B. Robinson
Most Yrs. Leading Lge. in Games	8 (ML)	B. Robinson
Most Yrs. Leading Lge. in Assists	8 (ML)	B. Robinson
Most Yrs. Leading Lge. in Chances	8†(AL-tie)	B. Robinson
Most Games, Season	163 (AL)	B. Robinson
SHORTSTOPS		
Highest Fielding Avg. Lifetime (1,000 or more games)	.977 (AL)	Mark Belanger
Most Games, Shortstop, Season	162 (AL-tie)	Cal Ripken '83
OUTFIELDERS		
Highest Fielding Avg. Season (100 or more games)	1.000‡(ML-tie)	Russ Snyder '65 Gary Roenicke '80 John Lowenstein '82
CATCHERS		
Most Passed Balls, Inning	3‡(AL)	Gus Triandos (5/4/60), Joe Ginsberg (5/10/60), Charlie Lau (6/14/62)
PITCHERS		
Most Putouts, Pitcher, Lifetime	291 (AL)	Jim Palmer

*Also held by Joe Morgan (Cin.) 1977 and Manny Trillo, Philadelphia 1982.
†Also held by Frank "Home Run" Baker
‡Held by many

BALTIMORE ORIOLES RECORDS

1954 thru 1983 GENERAL CLUB RECORDS

Longest Win Streak	14	Sep. 20, '70 thru Apr. 10, '71 Aug. 12, '73 thru Aug. 27, '73
Longest Win Streak (Season)	14	...Aug. 12, '73 thru Aug. 27, '73
Longest Losing Streak	14	...Aug. 11 thru Aug. 25, '54
Longest Game, by Innings	19	...Jun 4, '67 vs. Was. (H)
Longest Game, by Time	5.27	...Aug. 25, '68 vs. Bos. (H), (18 inn.) (Bal. 3, Bos. 2)
	3.56	...Apr. 14, '83 vs. Chi. (A) (9 inn.) (Bal. 11, Chi. 12)
Shortest Game, by Time	1.32	...Sep. 26, '62 vs. K.C. (H)
Most Players Used, Game	24	...Sep. 7, '58 vs. Bos. (H) (10 inn.)
Most Players Used Both Clubs, Game	42	...Jun. 23, '54 vs. Bos. (H) (17 inn.)
Most Wins Over One Club, Season	16	...vs. K.C. A's ('57) and Bos. ('60)
	15	...vs. Was. ('63)—(since expansion) vs. N.Y. ('66)—(since expansion)
Most Consecutive Wins Over One Club	23†	...vs. K.C. (May 10, '69 thru Aug. 2, '70)
Most Losses to One Club, Season	19	...to Cle. ('54, '55), to N.Y. ('55)
Most Night Games Won, Season	79†	...1980
Most Games, Season	163	1961, 1964, 1982

†Major League record

ALL TIME ORIOLES ROSTER

MANAGERS, COACHES AND PLAYERS

1954 thru 1983

MANAGERS

ALTOBELLI, Joe ('83-)
BAUER, Hank ('64-'68)
DYKES, Jimmie ('54)
HARRIS, Luman (Sep. '61)
HITCHCOCK, Bill ('62-'63)
RICHARDS, Paul ('55-'61)
WEAVER, Earl (July, '68-'82)

COACHES

ADAIR, Jimmy ('60-'61)
APPLING, Luke ('63)
BAMBERGER, George ('68-'77)
BAUER, Hank ('63)
BRECHEEN, Harry ('54-'67)
BUSBY, Jim ('61)
ERMER, Cal ('62)
FREY, Jim ('70-'79)
HARRIS, Luman ('55-'61)
HENDRICKS, Elrod ('78-)
HOSCHEIT, Vern ('68)
HUNTER, Bill ('64-'77)
JOHNSON, Darrell ('62)
LOLLAR, Sherman ('64-'67)
LAU, Charlie ('69)
MILLER, Ray ('78-)
OLIVER, Tom ('54)
RIPKEN, Cal ('76-)
ROBINSON, Brooks ('77)
ROBINSON, Eddie ('59)
ROBINSON, Frank ('78-'80)
ROWE, Ralph ('81-)
SCARBOROUGH, Ray ('68)
SKAFF, Frank ('54)
STALLER, George ('62, '68-'75)
VINCENT, Al ('55-'59)
WEAVER, Earl ('68)
WILLIAMS, Jimmy ('81-)
WOODLING, Gene ('64-'67)

PLAYERS

A

ABRAMS, Cal ('54-'55)
ADAIR, Jerry ('58-'66)
ADAMS, Bobby ('56)
ADAMSON, Mike ('67-'69)
ALEXANDER, Bob ('55)
ALEXANDER, Doyle ('72-'76)
ANDERSON, John ('60)
ANDERSON, Mike ('78)
APARICIO, Luis ('63-'67)
AVILA, Bobby ('59)
AYALA, Benny ('79-)

B

BAILOR, Bob ('75-'76)
BAKER, Frank ('73-'74)
BAMBERGER, George ('59)
BARBER, Steve ('60-'67)
BARKER, Ray ('60)
BARNOWSKI, Ed ('65-'66)
BAYLOR, Don ('70-'75)
BEAMON, Charlie ('56-'58)
BEENE, Fred ('68-'70)
BELANGER, Mark ('65-'81)
BERRY, Connie ('54)
BERTAINA, Frank ('64-'67, '69)
BESANA, Fred ('56)
BICKFORD, Vern ('54)
BIRRER, Werner "Babe" ('56)
BLAIR, Paul ('64-'76)
BLEFARY, Curt ('65-'68)
BLYZKA, Mike ('54)
BODDICKER, Mike ('80-)
BONNER, Bob ('80-)
BOSWELL, Dave ('71)
BOWENS, Sam ('63-'67)
BOYD, Bob ('56-'60)
BRABENDER, Gene ('66-'68)
BRANDT, Jack ('60-'65)
BREEDING, Marv ('60-'62)
BRIDEWESER, Jim ('54-'57)
BRILES, Nelson ('77-'78)
BROWN, Dick ('63-'65)
BROWN, Hal ('55-'62)
BROWN, Larry ('73)
BRUNET, George ('63)
BUFORD, Don ('68-'72)
BUMBRY, Al ('72-)
BUNKER, Wally ('63-'68)
BURKE, Leo ('58-'59)
BURNSIDE, Pete ('63)
BUSBY, Jim ('57-'58, '60-'61)
BUZHARDT, John ('67)
BYRD, Harry ('55)

C

CABELL, Enos ('72-'74)
CARRASQUEL, Chico ('59)
CARREON, Camilo ('66)
CASTLEMAN, Foster ('58)
CAUSEY, Wayne ('55-'57)
CECCARELLI, Art ('57)
CHAKALES, Bob ('54)
CHEVEZ, Tony ('77)
CHISM, Tom ('79)
CIMOLI, Gino ('64)
COAN, Gil ('54-'55)
COGGINS, Rich ('72-'74)
COLEMAN, Joe ('54-'55)
COLEMAN, Walter "Rip" ('59-'60)
CONSUEGRA, Sandy ('56-'57)
COREY, Mark ('79-'81)
COURTNEY, Clint ('54, '60-'61)
COX, Billy ('55)
CRISCIONE, Dave ('77)
CROWLEY, Terry ('69-'73, '76, '77-'82)
CRUZ, Todd ('83-)
CUELLAR, Mike ('69-'76)

D

DAGRES, Angelo ('55)
DALRYMPLE, Clay ('69-'71)
DAUER, Rich ('76-)
DaVANON, Jerry ('71)
DAVIS, Storm ('82-)
DAVIS, Tommy ('72-'75)
DeCINCES, Doug ('73-'81)
DELOCK, Ike ('63)
DEMPSEY, Rick ('76-)
DIERING, Chuck ('54-'56)
DILLMAN, Bill ('67)
DIMMEL, Mike ('77-'78)
DOBSON, Pat ('71-'72)
DORISH, Harry ('55-'56)
DRABOWSKY, Moe ('66-'68, '70)
DRAGO, Dick ('77)
DROPO, Walt ('59-'61)
DUKES, Tom ('71)
DUNCAN, Dave ('75-'76)
DUREN Ryne ('54)
DURHAM, Joe ('54, '57)
DWYER, Jim ('81-)
DYCK, Jim ('55-'56)

E

EPSTEIN, Mike ('66-'67)
ESSEGIAN, Chuck ('61)
ESTRADA, Chuck ('60-'64)
ETCHEBARREN, Andy ('62, '65-'75)
EVERS, Walter "Hoot" ('55-'56)

F

FARMER, Ed ('77)
FERNANDEZ, Chico ('68)
FERRARESE, Don ('55-'57)
FINIGAN, Jim ('59)
FIORE, Mike ('68)
FISHER, Eddie ('66-'67)
FISHER, Jack ('59-'62)
FISHER, Tom ('67)
FLANAGAN, Mike ('75-)
FLINN, John ('78-'79, '82)
FLOYD, Bob ('68-'70)
FOILES, Hank ('61)
FORD, Dan ('82-)
FORD, Dave ('78-'81)
FORNIELES, Mike ('56-'57)
FOX, Howie ('54)
FRANCONA, Tito ('56-'57)
FRAZIER, Joe ('56)
FREED, Roger ('70)
FRIDLEY, Jim ('54)
FULLER, Jim ('73-'74)

G

GAINES, Joe ('63-'64)
GARCIA, Kiko ('76-'80)
GARCIA, Vinicio ('54)
GARDNER, Billy ('56-'59)
GARLAND, Wayne ('73-'76)
GASTALL, Tom ('55-'56)
GENTILE, Jim ('60-'63)
GILLIFORD, Paul ('67)
GINSBERG, Joe ('56-'60)
GOODMAN, Billy ('57)
GRAHAM, Dan ('80-'81)
GRAY, Ted ('55)
GREEN, Gene ('60)
GREEN, Lenny ('57-'59, '64)
GRICH, Bob ('70-'76)
GRIMSLEY, Ross ('74-'77, '82)
GULLIVER, Glenn ('82-)

ALL TIME ORIOLES ROSTER

MANAGERS, COACHES AND PLAYERS

1954 thru 1983

H

HADDIX, Harvey ('64-'65)
HALE, Bob ('55-'59)
HALL, Dick ('61-'66, '69-'71)
HAMRIC, Bert ('58)
HANEY, Larry ('66-'68)
HANSEN, Ron ('58-'62)
HARDIN, Jim ('67-'71)
HARLOW, Larry ('75, '77-'79)
HARPER, Tommy ('76)
HARRISON, Bob ('55-'56)
HARRISON, Roric ('72)
HARSHMAN, Jack ('58-'59)
HARTZELL, Paul ('80)
HATTON, Grady ('56)
HAZEWOOD, Drungo ('80)
HEARD, Jehosie ('54)
HELD, Mel ('56)
HELD, Woodie ('66-'67)
HENDRICKS, Elrod ('68-'72, '73-'76, '78-'79)
HERNANDEZ, Leo ('82-)
HERZOG, Dorel "Whitey" ('61-'62)
HOEFT, Billy ('59-'62)
HOLDSWORTH, Fred ('76-'77)
HOLTZMAN, Ken ('76)
HOOD, Don ('73-'74)
HOUTTEMAN, Art ('57)
HOWARD, Bruce ('68)
HUNTER, Bill ('54)
HUPPERT, Dave ('83)
HUTTO, Jim ('75)
HYDE, Dick ('61)

J

JACKSON, Grant ('71-'76)
JACKSON, Lou ('64)
JACKSON, Reggie ('76)
JEFFERSON, Jesse ('73-'75)
JOHNSON, Bob ('63-'67)
JOHNSON, Connie ('56-'58)
JOHNSON, Darrell ('62)
JOHNSON, Dave ('65-'72)
JOHNSON, David ('74-'75)
JOHNSON, Don ('55)
JOHNSON, Ernie ('59)
JONES, Gordon ('60-'61)
JONES, Sam ('64)

K

KELL, George ('56-'57)
KELLERT, Frank ('54)
KELLY, Pat ('77-'80)
KENNEDY, Bob ('54-'55)
KERRIGAN, Joe ('78, '80)
KIRKLAND, Willie ('64)
KLAUS, Billy ('59-'60)
KNOWLES, Darold ('65)
KOKOS, Dick ('54)
KOSLO, Dave ('54)
KRENCHICKI, Wayne ('79-'81)
KRETLOW, Lou ('54-'55)
KRYHOSKI, Dick ('54)
KUZAVA, Bob ('54-'55)

L

LANDRITH, Hobie ('62-'63)
LANDRUM, Tito ('83-)
LARSEN, Don ('54, '65)
LAU, Charlie ('61-'63, '64-'67)
LEHEW, Jim ('61-'62)
LEHMAN, Ken ('57-'58)
LENHARDT, Don ('54)
LEONHARD, Dave ('67-'72)
LEPPERT, Don ('55)
LITTLEFIELD, Dick ('54)
LOCKE, Charlie ('55)
LOCKMAN, Whitey ('59)
LOES, Billy ('56-'59)
LOPAT, Eddie ('55)
LOPEZ, Carlos ('76)
LOPEZ, Marcelino ('67, '69-'70)
LOWENSTEIN, John ('79-)
LUEBBER, Steve ('81)
LUEBKE, Dick ('62)

M

MABE, Bobbie ('60)
MADDOX, Elliott ('77)
MAJESKI, Hank ('55)
MARQUIS, Roger ('55)
MARSH, Fred ('55-'56)
MARSHALL, Jim ('58)
MARTIN, Morrie ('56)
MARTINEZ, Dennis ('76-)
MARTINEZ, Tippy ('76-)
MATCHICK, Tom ('72)
MAXWELL, Charlie ('55)
MAY, Dave ('67-70)
MAY, Lee ('75-80)
MAY, Rudy ('76-77)
MELE, Sam ('54)
MIKSIS, Eddie ('57-'58)
MILLER, Bill ('55)
MILLER, Dyar ('75-'77)
MILLER, John ('62, '63, '65-'67)
MILLER, Randy ('77)
MILLER, Stu ('63-'67)
MIRABELLA, Paul ('83)
MIRANDA, Willie ('55-'59)
MITCHELL, Paul ('75)
MOELLER, Ron ('56-'58)
MOLINARO, Bob ('79)
MOORE, Ray ('55-'57)
MORA, Andres ('76-'78)
MORALES, Jose ('81-'82)
MOROGIELLO, Dan ('83-)
MORRIS, John ('68)
MOSS, Les ('54-'55)
MOTTON, Curt ('67-'71, '73-'74)
MURRAY, Eddie ('77-)
MURRAY, Ray ('54)
MUSER, Tony ('75-'77)

Mc

McCORMICK, Mike ('63-'64)
McDONALD, Jim ('55)
McGREGOR, Scott ('76-)
McGUIRE, Mickey ('62, '67)
McNALLY, Dave ('62-'74)

N

NARUM, Buster ('63)
NELSON, Bob ('55-'57)
NELSON, Roger ('68)
NICHOLSON, Dave ('60, '62)
NIEMAN, Bob ('56-'59)
NOLAN, Joe ('82-)
NORDBROOK, Tim ('74-'76)
NORTHRUP, Jim ('74-'75)

O

OATES, Johnny ('70-'72)
O'DELL, Billy ('54, '56-'59)
O'DONOGHUE, John ('68)
OERTEL, Chuck ('58)
OLIVER, Bob ('74)
ORSINO, John ('63-'65)

P

PAGAN, Dave ('76)
PALICA, Erv ('55-'56)
PALMER, Jim ('65-'67, '69-)
PAPA, John ('61-'62)
PAPPAS, Milt ('57-'65)
PARROTT, Mike ('77)
PATTON, Tom ('57)
PEARSON, Albie ('59-'60)
PENA, Orlando ('71, '73)
PETERSON, Buddy ('57)
PHILLEY, Dave ('55-'56, '60-'61)
PHOEBUS, Tom ('66-'70)
PILARCIK, Al ('57-'60)
PILLETTE, Duane ('54-'55)
PINIELLA, Lou ('64)
POPE, Dave ('55-'56)
PORTOCARRERO, Arnie ('58-'60)
POWELL, Boog ('61-'74)
POWERS, John ('60)
POWIS, Carl ('57)
PYBURN, Jim ('55-'57)

Q

QUIRK, Art ('62)

R

RAMIREZ, Allan ('83-)
RAYFORD, Floyd ('80, '82)
REINBACH, Mike ('74)
RETTENMUND, Merv ('68'73)
REYNOLDS, Bob ('72-'75)
RICE, Del ('60)
RICHERT, Pete ('67-'71)
RINEER, Jeff ('79)
RIPKEN, Cal, Jr. ('81-)
ROBERTS, Robin ('62-'65)
ROBINSON, Brooks ('55-'77)
ROBINSON, Earl ('61-'62, '64)
ROBINSON, Eddie ('57)
ROBINSON, Frank ('66-'71)
ROBLES, Sergio ('72-'73)
RODRIGUEZ, Aurelio ('83)
ROENICKE, Gary ('78-)
ROGOVIN, Saul ('55)
ROWE, Ken ('64-'65)
ROYSTER, Willie ('81)
ROZNOVSKY, Vic ('66, '67)
RUDOLPH, Ken ('77)

ALL TIME ORIOLES ROSTER

PLAYERS

1954 thru 1983

S

SAKATA, Lenn ('80-)
SALMON, Chico ('69-'72)
SAVERINE, Bob ('59, '62-'64)
SCHALLOCK, Art ('55)
SCHMITZ, Johnny ('56)
SCHNEIDER, Jeff ('81)
SCOTT, Mickey ('72-'73)
SEGRIST, Kal ('55)
SEVERINSEN, Al ('69)
SHELBY, John ('81-)
SHETRONE, Barry ('59-'60, '62)
SHOPAY, Tom ('71-'72, '75-'77)
SHORT, Billy ('62, '66)
SIEBERN, Norm ('64-'65)
SINGLETON, Ken ('75-)
SKAGGS, Dave ('77-'80)
SLEATER, Lou ('58)
SMITH, Al ('63)
SMITH, Billy ('77-'79)
SMITH, Hal ('55-'56)
SMITH, Nate ('62)
SNYDER, Russ ('61-'67)
STANHOUSE, Don ('78-'79, '82)
STARRETTE, Herm ('63-'65)
STEFERO, John ('83-)
STEPHENS, Gene ('60-'61)
STEPHENS, Vern ('54-'55)
STEPHENSON, Earl ('77-'78)
STEWART, Sammy ('78-)
STILLMAN, Royle ('75-'76)
STOCK, Wes. ('59-'64)
STODDARD, Tim ('78-'83)
STONE, Dean ('63)
STONE, Steve ('79-'82)
STUART, Marlin ('54)
SUNDIN, Gordon ('56)
SWAGGERTY, Bill ('83-)

T

TASBY, Willie ('58-'60)
TAYLOR, Joe ('58-'59)
TEMPLE, John ('62)
THOMAS, Valmy ('60)
THOMSON, Bobby ('60)
THRONEBERRY, Marv ('61-'62)
TORREZ, Mike ('75)
TRIANDOS, Gus ('55-'62)
TROUT, Paul "Dizzy" ('57)
TURLEY, Bob ('54)

V

VALENTINE, Fred ('59, '63, '68)
VINEYARD, Dave ('64)
VIRGIL, Ozzie ('62)

W

WAITKUS, Eddie ('54-'55)
WALKER, Jerry ('57-'60)
WARD, Pete ('62)
WARWICK, Carl ('65)
WATT, Ed ('66-'73)
WELCHEL, Don ('82-)
WERLEY, George ('56)
WERTZ, Vic ('54)
WESTLAKE, Wally ('55)
WIGHT, Bill ('55-'57)
WILHELM, Hoyt ('58-'62)
WILLIAMS, Dallas ('81)
WILLIAMS, Dick ('56-'58, '61-'62)
WILLIAMS, Earl ('73-'75)
WILSON, Jim ('55-'56)
WOODLING, Gene ('55, '58-'60)

Y

YOUNG, Bobby ('54-'55)
YOUNG, Mike ('82-)

Z

ZUPO, Frank ('57-'58, '61)
ZUVERINK, George ('55-'59)

The list above contains only those who appeared for Orioles in at least one regular season game. Larry Doby, for example, was on roster during winter of '57-'58 but was traded before season started. Johnny Pesky, Bruce Swango and others were with club during a season but did not appear in any games.

ORIOLES GOLD GLOVE AWARD WINNERS

Year	Player		Year	Player		Year	Player	
1960	B. Robinson	(3b)	1970	B. Robinson	(3b)	1975	Belanger	(ss)
1961	B. Robinson	(3b)		D. Johnson	(2b)		Grich	(2b)
1962	B. Robinson	(3b)		Blair	(of)		Blair	(of)
1963	B. Robinson	(3b)	1971	B. Robinson	(3b)		B. Robinson	(3b)
1964	B. Robinson	(3b)		Belanger	(ss)	1976	Belanger	(ss)
	Aparicio	(ss)		D. Johnson	(2b)		Grich	(2b)
1965	B. Robinson	(3b)		Blair	(of)		Palmer	(p)
1966	B. Robinson	(3b)	1972	B. Robinson	(3b)	1977	Belanger	(ss)
	Aparicio	(ss)		Blair	(of)		Palmer	(p)
1967	B. Robinson	(3b)	1973	B. Robinson	(3b)	1978	Belanger	(ss)
	Blair	(of)		Belanger	(ss)		Palmer	(p)
1968	B. Robinson	(3b)		Grich	(2b)	1979	Palmer	(p)
1969	B. Robinson	(3b)		Blair	(of)	1980	None	
	Belanger	(ss)	1974	B. Robinson	(3b)	1981	None	
	D. Johnson	(2b)		Belanger	(ss)	1982	Murray	(1b)
	Blair	(of)		Grich	(2b)	1983	Murray	(1b)
				Blair	(of)			

Notes: Eddie Murray won his second consecutive Gold Glove for fielding excellence in '83. The only Baltimore first baseman to ever win the award, Murray becomes the eighth multiple Gold Glove award winner in club history (see below).

With a total of 47 Gold Gloves since the inception of the award in '57, the Orioles lead the majors by a substantial margin over St. Louis, which had two winners in '83 for a total of 39. Other leaders are Cincinnati-37, New York Yankees and Philadelphia-30 each, and Boston and Pittsburgh-29 each.

Baltimore won at least one Gold Glove for 20 consecutive years from '60 thru '79, capturing four in a season five times, three awards twice, and two in six different seasons. Multiple Orioles' individual winners: Brooks Robinson-16 (tied with Jim Kaat for most ever by one player); Paul Blair and Mark Belanger-8 each; Jim Palmer and Bobby Grich-4 each; Dave Johnson-3, and Luis Aparicio and Murray-2 each.

The Gold Glove Awards are presented by *The Sporting News* in cooperation with the Rawlings Sporting Goods Company to those players considered to be the best at their positions by vote of league managers and coaches. Selection is based not only on consistency (i.e., fielding percentage) but also on range, overall ability, and effectiveness.

MAJOR ORIOLES AWARD WINNERS

Most Valuable Player, A.L. (BBWAA): Brooks Robinson (1964), Frank Robinson (1966), Boog Powell (1970), Cal Ripken (1983).

Cy Young Award, A.L. (BBWAA): Mike Cuellar (1969, tied with Denny McLain), Jim Palmer (1973, 1975, 1976), Mike Flanagan (1979), Steve Stone (1980).

Manager of the Year, Major League *(The Sporting News)*: Hank Bauer (1966), Earl Weaver (1977, 1979).

Manager of the Year, A.L. (Associated Press): Paul Richards (1960, Hank Bauer (1964, 1966), Earl Weaver (1973, 1977, 1979).

Manager of the Year, A.L. (United Press International): Earl Weaver (1979), Joe Altobelli (1983).

Rookie of the Year, A.L. (BBWAA): Ron Hansen (1960), Curt Blefary (1965), Al Bumbry (1973), Eddie Murray (1977), Cal Ripken (1982).

Rookie of the Year, A.L. *(The Sporting News)*: Ron Hansen (1960), Curt Blefary (1965), Al Bumbry (1973), Cal Ripken (1982).

Rookie Pitcher of the Year, A.L. *(The Sporting News)*: Wally Bunker (1964), Tom Phoebus (1967), Mike Boddicker (1983).

Player of the Year, A.L. *(The Sporting News)*: Brooks Robinson (1964), Frank Robinson (1966), Cal Ripken (1983).

Pitcher of the Year, A.L. *(The Sporting News)*: Chuck Estrada (1960), Jim Palmer (1973, 1975, 1976), Mike Flanagan (1979), Steve Stone (1980).

Player of the Year, Major League *(The Sporting News)*: Frank Robinson (1966), Cal Ripken (1983).

Executive of the Year, Major League *(The Sporting News)*: Harry Dalton (1970), Hank Peters (1979, 1983).

Executive of the Year, Major League (United Press International): Hank Peters (1979).

Roberto Clemente Award (Commissioner's Office): Presented annually to player "who best typifies the game of baseball, both on and off the field"—Brooks Robinson (1972), Ken Singleton (1982).

Joe Cronin Award (American League Office): Presented annually to an American League player for significant achievement—Jim Palmer (1976), Brooks Robinson (1977).

Most Valuable Player, World Series *(Sport Magazine)*: Frank Robinson (1966), Brooks Robinson (1970), Rick Dempsey (1983).

Most Valuable Player, American League Championship Series (A.L. Office/Chevrolet): Mike Boddicker (1983).

Most Valuable Player, All Star Game (Commissioner's Office): Now known as the Arch Ward Memorial Trophy—Billy O'Dell (1958), Brooks Robinson, (1966), Frank Robinson (1971).

MOST VALUABLE ORIOLES

This award is presented annually by the Sports Boosters of Maryland to the most valuable Oriole player by vote of sportswriters and broadcasters who cover the club on a regular basis.

In 1983, Eddie Murray and Cal Ripken finished in a tie for the award, only the 3rd time in 30 years that two players have shared the "mvo". Both Murray and Ripken received four first and four second place votes while the other five of the 13 total voters elected to split their first place vote between the two. Thus, each received 52 points on the 5-3-1 scoring system with Scott McGregor third and Tippy Martinez and Mike Boddicker also receiving some support.

It was the third consecutive year that Murray has won the award (he was a unanimous selection in '81 & '82), the first time in club history that has been accomplished. Players had won back-to-back "mvos" on three previous occasions: Frank Robinson ('66-'67), Boog Powell ('69-'70), and Jim Palmer ('72-'73). The complete list:

1954—Chuck Diering (of)
1955—Dave Philley (of)
1956—Bob Nieman (of)
1957—Billy Gardner (2b)
1958—Gus Triandos (c)
1959—Gene Woodling (of)
1960—Brooks Robinson (3b)
1961—Jim Gentile (1b)
1962—Brooks Robinson (3b)
1963—Stu Miller (p)
1964—Brooks Robinson (3b)
1965—Stu Miller (p)
1966—Frank Robinson (of)
1967—Frank Robinson (of)
1968—Dave McNally (p)
1969—Boog Powell (1b)
1970—Boog Powell (1b)
1971—Brooks Robinson (3b) & Frank Robinson (of)
1972—Jim Palmer (p)
1973—Jim Palmer (p)
1974—Paul Blair (of) & Mike Cuellar (p)
1975—Ken Singleton (of)
1976—Lee May (1b)
1977—Ken Singleton (of)
1978—Eddie Murray (1b)
1979—Ken Singleton (of)
1980—Al Bumbry (of)
1981—Eddie Murray (1b)
1982—Eddie Murray (1b)
1983—Eddie Murray (1b) & Cal Ripken (ss)

ORIOLES DAY-BY-DAY RECORD—1983

Game No.	Opp.	Score Bal.—Opp.	W/L	Pitchers of Record Orioles	Opponent	Date	Team Record	Pos.	G.B.	Attendance Daily	Date	Cumul.
1	K.C.	2-7	L	D. Martinez-s	GURA-s	4/4	0-1	7	½	51,885	1	51,885
2	K.C.	11-1	W	FLANAGAN-s	Leonard-s	4/6	1-1	3T	1	7,904	2	59,789
3	Cle.	4-8	L	Stewart-r	SUTCLIFFE-s	4/9	1-2	5	1½	52,150	1	52,150
4	Cle.	13-2	W	D. MARTINEZ-s	Sorensen-s	4/10	2-2	2T	½	10,721	2	62,871
5	Chi.	10-8	W	STEWART-r	Lamp-r	4/12	3-2	1	(½)	38,306	3	101,177
6	Chi.	11-12	L	Welchel-r	BAROJAS-r	4/14	3-3	2T	½	13,622	4	114,799
7	CLE.	2-0	W	PALMER-s	Sorensen-s	4/16	4-3	—	—	—	—	—
8	CLE.	4-7	L	D. Martinez-s	HEATON-s	4/16	4-4	2T	½	16,016	3	75,805
9	CLE.	6-1	W	FLANAGAN-c	Blyleven-s	4/17	5-4	1	(½)	36,430	4	112,235
10	CLE.	4-1	W	McGREGOR-c	Barker-s	4/18	6-4	1	(½)	9,610	5	121,845
11	TEX.	4-2	W	STEWART-r	Hough-c	4/19	7-4	1	(1)	6,339	6	128,184
12	TEX.	2-11	L	D. Martinez-s	SMITHSON-c	4/20	7-5	1	(1)	6,947	7	135,131
13	TEX.	3-2 (14)	W	STODDARD-r	Jones-r	4/21	8-5	1	(1½)	10,311	8	145,442
14	Cal.	5-6 (11)	L	Welchel-r	SANCHEZ-r	4/22	8-6	1	(1)	31,794	5	146,593
15	Cal.	3-1	W	McGREGOR-c	John-c	4/23	9-6	1	(1½)	63,073	6	209,666
16	Cal.	3-7	L	D. Martinez-s	WITT-r	4/24	9-7	1	(½)	43,521	7	253,187
17	Oak.	3-4	L	Palmer-s	CODIROLI-s	4/26	9-8	2	½	8,653	8	261,840
18	Oak.	6-0	W	FLANAGAN-s	Krueger-s	4/27	10-8	2	½	7,273	9	269,113
19	Sea.	9-1	W	McGREGOR-c	Beattie-s	4/29	11-8	1	(½)	7,371	10	276,484
20	Sea.	2-6	L	D. Martinez-s	B. STODDARD-s	4/30	11-9	1	(½)	21,093	11	297,577
21	Sea.	8-2	W	DAVIS-s	Perry-s	5/1	12-9	1	(½)	7,602	12	305,179
22	CAL.	4-2	W	FLANAGAN-c	Zahn-s	5/3	13-9	1	(½)	20,849	9	166,291
23	CAL.	8-16	L	McGregor-s	SANCHEZ-r	5/4	13-10	2	½	17,436	10	183,727
24	OAK.	9-2	W	D. MARTINEZ-c	Norris-s	5/6	14-10	2	½	44,252	11	227,979
25	OAK.	8-6	W	FLANAGAN-s	Codiroli-s	5/7	15-10	2	½	17,249	12	245,228
26	OAK.	0-1	L	T. Martinez-r	KRUEGER-s	5/8	15-11	2	½	15,392	13	260,620

Game No.	Opp.	Score Bal.—Opp.	W/L	Pitchers of Record Orioles	Opponent	Date	Team Record	Pos.	G.B.	Attendance Daily	Date	Cumul.
57	Bos.	3-0	W	DAVIS-c	Hurst-c	6/10	34-23	1	(3)	30,195	27	572,466
58	Bos.	10-6	W	McGREGOR-s	Ojeda-s	6/11	35-23	1	(4)	32,522	28	604,988
59	Bos.	6-7	L	T. Martinez-r	STANLEY-r	6/12	35-24	1	(2½)	28,656	29	633,644
60	Mil.	3-2	W	RAMIREZ-s	Sutton-c	6/13	36-24	1	(3)	21,532	30	655,176
61	Mil.	11-8	W	T. MARTINEZ-r	Gibson-r	6/15	37-24	1	(3½)	38,368	31	693,544
62	Mil.	1-2 (11)	L	Stoddard-r	SLATON-r	6/16	37-25	1	(2½)	22,728	32	716,272
63	BOS.	3-5	L	D. Martinez-s	OJEDA-s	6/17	37-26	1	(1½)	35,403	29	561,590
64	BOS.	2-3	L	T. Martinez-s	TUDOR-c	6/18	37-27	1	(1½)	36,668	30	598,258
65	BOS.	6-3	W	PALMER-s	M. Brown-s	6/19	38-27	1	(2)	36,269	31	634,527
66	N.Y.	5-2	W	T. MARTINEZ-r	Rawley-s	6/21	39-27	1	(1½)	31,173	32	665,700
67	N.Y.	2-5	L	McGregor-c	GUIDRY-c	6/22	39-28	1	(1½)	39,525	33	705,225
68	DET.	0-9	L	D. Martinez-s	PETRY-c	6/24	39-29	1T	..	25,796	34	731,021
69	DET.	3-9	L	Palmer-s	BAIR-r	6/25	39-30	1T	..	40,510	35	771,531
70	DET.	3-1	W	DAVIS-s	Morris-c	6/26	40-30	1T	..	33,964	36	805,495
71	N.Y.	3-4 (11)	L	Stoddard-r	GOSSAGE-r	6/27	40-31	2	½	27,154	33	743,426
72	N.Y.	0-7	L	Boddicker-s	RIGHETTI-c	6/29	40-32	2	1	33,627	34	777,053
73	N.Y.	3-4 (12)	L	Stoddard-r	GOSSAGE-r	6/30	40-33	2T	2	25,223	35	802,276
74	Det.	9-5	W	DAVIS-c	Wilcox-s	7/1	41-33	2	1	40,493	36	842,769
75	Det.	7-2	W	McGREGOR-c	Petry-s	7/2	42-33	2	1	28,010	37	870,779
76	Det.	1-10	L	Boddicker-s	BERENGUER-s	7/3	42-34	2	1	26,703	38	897,482
77	SEA.	0-3	L	Davis-c	BEATTIE-c	7/8	42-35	2T	2	17,164	37	822,659
78	SEA.	2-3 (10)	L	Stewart-r	CAUDILL-r	7/9	42-36	2T	3	20,791	38	843,450
79	SEA.	2-0	W	BODDICKER-c	Young-s	7/10	43-36	2T	3	34,289	39	877,739
80	OAK.	7-6	W	D. MARTINEZ-s	Baker-s	7/11	44-36	2T	3	22,546	40	900,285
81	OAK.	3-1	W	RAMIREZ-s	Heimueller-s	7/12	45-36	2T	3	16,265	41	916,550
82	OAK.	6-2	W	DAVIS-s	Conroy-s	7/13	46-36	2T	2	14,187	42	930,737

1984p20-21

Game No.	Opp.	Score Bal.—Opp.	W/L	Pitchers of Record Orioles	Opponent	Date	Team Record	Pos.	G.B.	Attendance Daily	Date	Cumul.
27	SEA.	4-6	L	McGregor-s	BEATTIE-s	5/9	15-12	2	1½	9,605	14	270,225
28	SEA.	13-2	W	D. MARTINEZ-c	Nunez-s	5/10	16-12	2	½	8,508	15	278,733
29	SEA.	1-0	W	FLANAGAN-c	Perry-s	5/11	17-12	1	(½)	10,208	16	288,941
30	Tex.	8-1	W	DAVIS-s	Hough-s	5/13	18-12	1	(½)	17,463	13	322,642
31	Tex.	14-11 (11)	W	T. MARTINEZ-r	Tobik-r	5/14	19-12	1	(1½)	12,198	14	334,840
32	Tex.	1-2	L	D. Martinez-c	DARWIN-s	5/15	19-13	1	(½)	11,262	15	346,102
33	CHI.	7-2	W	STODDARD-r	Hoyt-s	5/17	20-13	—	—	—	—	—
34	CHI.	5-0	W	BODDICKER-c	Lamp-s	5/17	21-13	1	(1)	14,284	17	303,225
35	CHI.	1-0	W	T. MARTINEZ-r	Dotson-c	5/18	22-13	1	(2)	12,607	18	315,832
36	Tor.	2-1	W	McGREGOR-s	Morgan-s	5/19	23-13	1	(2)	11,569	16	357,671
37	Tor.	5-7	L	D. Martinez-s	GOTT-s	5/20	23-14	1	(2)	16,034	17	373,705
38	Tor.	0-6	L	Stewart-s	STIEB-c	5/21	23-15	1	(1)	20,165	18	393,870
39	Tor.	0-5	L	Boddicker-s	CLANCY-c	5/22	23-16	1	(1)	15,222	19	409,092
40	MIN.	4-12	L	Davis-s	VIOLA-c	5/23	23-17	3	(. .)	16,986	19	332,818
41	MIN.	1-6	L	McGregor-s	CASTILLO-c	5/24	23-18	3	(1)	10,707	20	343,525
42	MIN.	4-7	L	D. Martinez-s	SCHROM-s	5/25	23-19	3		17,791	21	361,316
43	K.C.	2-8	L	Boddicker-s	RENKO-s	5/26	23-20	4	2	26,131	20	435,223
44	K.C.	7-4	W	DAVIS-s	Gura-s	5/27	24-20	3	2	23,675	21	458,898
45	K.C.	1-0	W	McGREGOR-c	Armstrong-r	5/28	25-20	3	1	29,616	22	488,514
46	K.C.	0-4	L	D. Martinez-c	SPLITTORFF-s	5/29	25-21	3	1	29,035	23	517,549
47	Min.	6-1	W	BODDICKER-s	Castillo-s	5/30	26-21	3	1	14,916	24	532,465
48	Min.	3-10	L	Davis-s	SCHROM-c	5/31	26-22	4	1½	4,242	25	536,707
49	Min.	6-3	W	McGREGOR-s	Lysander-r	6/1	27-22	4	3	5,564	26	542,271
50	TOR.	3-2	W	T. MARTINEZ-r	J. McLaughlin-r	6/3	28-22	3	..	40,450	22	401,766
51	TOR.	6-4	W	BODDICKER-s	Stieb-s	6/4	29-22	2	..	22,602	23	424,368
52	TOR.	2-5	L	Davis-s	CLANCY-s	6/5	29-23	3	..	20,953	24	445,321
53	TOR.	8-1 (5)	W	McGREGOR-c	Leal-s	6/6	30-23	1	(1)	16,649	25	461,970
54	MIL.	6-4	W	D. MARTINEZ-s	Caldwell-s	6/7	31-23	1	(2)	18,476	26	480,446
55	MIL.	7-3	W	STODDARD-r	Tellmann-r	6/8	32-23	1	(2)	22,562	27	503,008
56	MIL.	10-7	W	BODDICKER-s	Augustine-s	6/9	33-23	1	(3)	23,179	28	526,187

Game No.	Opp.	Score Bal.—Opp.	W/L	Pitchers of Record Orioles	Opponent	Date	Team Record	Pos.	G.B.	Attendance Daily	Date	Cumul.
83	CAL.	5-1	W	McGREGOR-c	K. Forsch-c	7/14	47-36	2T	2	26,608	43	957,345
84	CAL.	10-4	W	BODDICKER-c	John-s	7/15	48-36	2	2	34,269	44	991,614
85	CAL.	5-8	L	D. Martinez-s	ZAHN-s	7/16	48-37	2	3	40,932	45	1,032,546
86	CAL.	11-1	W	RAMIREZ-c	B. McLaughlin-s	7/17	49-37	2	2	41,477	46	1,074,023
87	Sea.	9-4	W	DAVIS-c	Beattie-s	7/18	50-37	2	2	7,309	39	904,791
88	Sea.	8-1	W	McGREGOR-c	Abbott-s	7/19	51-37	1	1	14,670	40	919,461
89	Sea.	4-2	W	STEWART-r	Young-s	7/20	52-37	1T	..	7,444	41	926,905
90	Oak.	7-9	L	Morogiello-r	BEARD-r	7/21	52-38	1T	..	9,326	42	936,231
91	Oak.	3-4	L	Ramirez-s	BURGMEIER-r	7/22	52-39	2	1	15,211	43	951,442
92	Oak.	7-3	W	DAVIS-c	Conroy-s	7/23	53-39	2	1	23,069	44	974,511
93	Oak.	4-3	W	McGREGOR-c	McCatty-s	7/24	54-39	1T	..	23,215	45	997,726
94	Cal.	2-5	L	Boddicker-s	JOHN-s	7/25	54-40	1T	..	24,127	46	1,021,853
95	Cal.	5-4	W	D. MARTINEZ-r	Zahn-c	7/26	55-40	1T	..	32,668	47	1,054,521
96	Cal.	10-4	W	RAMIREZ-s	Witt-s	7/27	56-40	1	..	31,088	48	1,085,609
97	TEX.	8-6	W	STEWART-r	Schmidt-r	7/29	57-40	1	(1)	44,970	47	1,118,993
98	TEX.	7-4	W	McGREGOR-s	Smithson-s	7/30	58-40	1	(½)	32,884	48	1,151,877
99	TEX.	6-0	W	BODDICKER-c	Tanana-s	7/31	59-40	1	(1)	23,174	49	1,175,051
100	Cle.	1-3	L	D. Martinez-s	BLYLEVEN-s	8/2	59-41	—	—	—	—	—
101	Cle.	3-4	L	Ramirez-s	BRENNAN-s	8/2	59-42	1	..	17,286	49	1,102,895
102	Cle.	8-2	W	DAVIS-s	Sutcliffe-s	8/3	60-42	1	..	8,549	50	1,111,444
103	Cle.	4-3 (10)	W	McGREGOR-s	Anderson-r	8/4	61-42	1	(1)	6,368	51	1,117,812
104	CHI.	5-4	W	BODDICKER-c	Lamp-r	8/5	62-42	1	(2)	39,544	50	1,214,595
105	CHI.	4-6	L	D. Martinez-s	BANNISTER-s	8/6	62-43	1	(2)	32,865	51	1,247,460
106	CHI.	3-4	L	Flanagan-s	HOYT-s	8/7	62-44	1	(1)	24,288	52	1,271,748
107	CLE.	4-9	L	Davis-s	SUTCLIFFE-c	8/8	62-45	1	(½)	24,310	53	1,296,058
108	CLE.	3-4	L	McGregor-s	HEATON-c	8/9	62-46	1	(½)	18,996	54	1,315,054
109	CLE.	3-4	L	Boddicker-c	SORENSEN-c	8/10	62-47	1	..	18,294	55	1,333,348
110	Chi.	3-9	L	Ramirez-s	BANNISTER-s	8/11	62-48	2	1	31,810	52	1,149,622
111	Chi.	1-2	L	Flanagan-s	HOYT-c	8/12	62-49	4	1	45,588	53	1,195,210
112	Chi.	5-2	W	STEWART-r	Koosman-s	8/13	63-49	2	1	36,323	54	1,231,533
113	Chi.	2-1	W	McGREGOR-s	Dotson-c	8/14	64-49	1	..	37,846	55	1,269,379

ORIOLES DAY-BY-DAY RECORD—1983

Game No.	Opp.	Score Bal.—Opp.	W/L	Pitchers of Record Orioles	Opponent	Date	Team Record	Pos.	G.B.	Attendance Daily	Date	Cumul.
114	Tex.	6-4	W	BODDICKER-s	Smithson-s	8/15	65-49	1	(1)	9,660	56	1,279,039
115	Tex.	0-2	L	Ramirez-s	BUTCHER-c	8/16	65-50	1	..	11,931	57	1,290,970
116	Tex.	4-2 (10)	W	FLANAGAN-s	O. Jones-r	8/17	66-50	2	½	12,177	58	1,303,147
117	K.C.	5-4	W	STEWART-s	Quisenberry-r	8/19	67-50	—	—	—	—	—
*118	K.C.	3-1	W	T. MARTINEZ-r	Rasmussen-s	8/19	68-50	1	(1)	35,582	56	1,368,930
119	K.C.	6-1	W	BODDICKER-s	Gura-s	8/20	69-50	1	(1)	23,069	57	1,391,999
120	KC.	3-8	L	Palmer-s	BLACK-s	8/21	69-51	1	...	29,044	58	1,421,043
121	TOR.	3-9	L	Flanagan-s	LEAL-c	8/23	69-52	2	½	47,387	59	1,468,430
122	TOR.	7-4 (10)	W	T. MARTINEZ-r	J. McLaughlin-r	8/24	70-52	2	½	25,882	60	1,494,312
123	TOR.	2-1 (10)	W	T. MARTINEZ-r	R.L. Jackson-r	8/25	71-52	2	½	28,615	61	1,522,927
124	MIN.	9-0	W	BODDICKER-c	Schrom-s	8/26	72-52	1	(½)	23,988	62	1,546,915
125	MIN.	5-3	W	PALMER-s	Williams-s	8/27	73-52	1	(1½)	33,921	63	1,580,836
126	MIN.	11-4	W	FLANAGAN-s	Castillo-s	8/28	74-52	1	..	30,922	64	1,611,758
127	K.C.	9-2	W	McGREGOR-c	Perry-s	8/29	75-52	1	(2½)	20,367	59	1,323,514
128	K.C.	12-4	W	DAVIS-c	Rasmussen-s	8/30	76-52	1	(2½)	15,769	60	1,339,283
129	Tor.	10-2	W	BODDICKER-s	Gott-s	8/31	77-52	1	(3½)	37,127	61	1,376,410
130	Tor.	3-5	L	Palmer-s	ALEXANDER-c	9/1	77-53	1	(3)	30,062	62	1,406,472
131	Min.	1-0	W	FLANAGAN-s	Viola-s	9/2	78-53	1	(3½)	7,996	63	1,414,468
132	Min.	13-0	W	McGREGOR-c	Schrom-s	9/3	79-53	1	(3½)	9,230	64	1,423,698
133	Min.	9-6	W	DAVIS-s	Filson-s	9/4	80-53	1	(4½)	8,296	65	1,431,994
134	BOS.	0-2	L	Boddicker-c	OJEDA-s	9/5	80-54	1	(4)	41,202	65	1,652,960
135	BOS.	8-1	W	PALMER-s	Eckersley-s	9/6	81-54	1	(4)	19,710	66	1,672,670
136	BOS.	5-2	W	FLANAGAN-s	Boyd-s	9/7	82-54	1	(5)	27,040	67	1,699,710
137	N.Y.	3-5	L	McGregor-s	GUIDRY-c	9/9	82-55	1	(4)	47,221	66	1,479,215
138	N.Y.	8-4	W	STEWART-r	Rawley-s	9/10	83-55	1	—	—	—	—
•139	N.Y.	3-1	W	BODDICKER-s	R. May-s	9/10	84-55	1	(5½)	55,605	67	1,534,820
140	N.Y.	5-3	W	FLANAGAN-s	Righetti-s	9/11	85-55	1	(5½)	46,649	68	1,581,469
141	Bos.	7-4 (12)	W	STEWART-r	Boyd-s	9/13	86-55	—	—	—	—	—
•142	Bos.	7-1	W	SWAGGERTY-r	Nipper-s	9/13	87-55	1	(5½)	17,440	69	1,598,909
143	Bos.	5-0	W	D. MARTINEZ-s	Tudor-s	9/14	88-55	1	(5½)	16,414	70	1,615,323
144	Bos.	1-7	L	Davis-s	HURST-s	9/15	88-56	1	(5)	16,994	71	1,632,317
145	MIL.	8-1	W	BODDICKER-c	Candiotti-s	9/16	89-56	1	(6)	34,899	68	1,734,609
146	MIL.	5-4	W	FLANAGAN-s	Gibson-s	9/17	90-56	1	(7)	41,148	69	1,775,757
147	MIL.	10-9	W	T. MARTINEZ-r	Ladd-r	9/18	91-56	1	(7)	35,802	70	1,811,559
148	MIL.	8-7 (11)	W	STODDARD-r	Tellmann-r	9/19	92-56	1	(7½)	39,468	71	1,851,027
149	Det.	1-14 (5)	L	D. Martinez-s	PETRY-c	9/20	92-57	1	(6½)	32,410	72	1,664,727
150	Det.	6-0	W	BODDICKER-c	Morris-s	9/21	93-57	1	(7½)	—	—	—
•151	Det.	7-3	W	STEWART-r	Gumpert-r	9/21	94-57	1	(8½)	32,198	73	1,696,925
152	Det.	5-4	L	Stewart-r	BAIR-r	9/22	94-58	1	(7½)	25,540	74	1,722,465
153	Mil.	4-2	W	McGREGOR-s	Gibson-s	9/23	95-58	1	(7½)	38,096	75	1,760,561
154	Mil.	2-5	L	D. Martinez-s	COCANOWER-s	9/24	96-58	1	(7½)	48,659	76	1,809,220
155	Mil.	5-1	W	DAVIS-s	Porter-s	9/25	96-59	1	(7½)	45,181	77	1,854,401
156	DET.	2-9	L	McGregor-s	MORRIS-c	9/27	96-60	1	(6½)	29,144	72	1,880,171
157	DET.	5-9	L	Boddicker-s	PETRY-s	9/28	96-61	1	(5½)	19,864	73	1,900,035
158	DET.	4-9	L	Flanagan-s	WILCOX-c	9/29	96-62	1	(4½)	17,719	74	1,917,754
159	N.Y.	4-6	L	Davis-s	MONTEFUSCO-s	9/30	96-63	—	—	—	—	—
•160	N.Y.	3-2	W	PALMER-s	Howell-s	9/30	97-63	1	(5)	44,980	75	1,962,734
161	N.Y.	4-5	L	Swaggerty-r	GOSSAGE-r	10/1	97-64	1	(5)	38,038	76	2,000,772
162	N.Y.	2-0	W	BODDICKER-s	Rawley-s	10/2	98-64	1	(5)	41,299	77	2,042,071

*second game of doubleheader; s—starter; r—relief; c—complete; ( )—denotes games ahead;
opponent bold face CAPS—home game; opponent lower case—away game; winning pitcher in CAPS
Attendance Home—Orange Road—Black

ORIOLES TO MAKE SECOND JAPAN TOUR IN OCTOBER '84

The Orioles are scheduled to make a 3-week tour of Japan following the '84 season as part of the 50th anniversary observance of the founding of the Yomiuri (Tokyo) Giants.

The Orioles, who were chosen to represent the major leagues by virtue of their 1983 World Series victory, will play 15 games on the tour, sponsored by the *Yomiuri Shimbun*, Japan's leading newspaper (8 million daily circulation) and owner of the Giants.

They will depart Baltimore on Wednesday, October 24th via Japan Air Lines Charter and will fly to Japan via Anchorage, Alaska, arriving in Tokyo approximately 13 hours later. They will return to Baltimore on Friday, November 16.

Baltimore's visit, which will include 5 games against the winner of the 1984 Japan Series (the country's equivalent of the World Series), will be the 13th by a major league team and the 19th overall by a squad of major leaguers.

It will be the Orioles' 2nd trip. In 1971 after losing a 7-game WS to the Pirates, the Birds spent a month in Japan where they were 12-2 with 4 ties against players and teams representing Japan's Central and Pacific Leagues.

The first Japan venture by American players occurred in 1913 when John McGraw's Giants and Charles Comiskey's White Sox made an around-the-world trip with a stop in Japan. In 1922 Casey Stengel took an all-star team to Japan, but the first officially sanctioned tour took place in 1931 when another all-star team, featuring 7 Hall of Famers including Lou Gehrig and Lefty Grove, went un-defeated in 17 games.

The custom of sending full American teams to Japan began in 1953 when the New York Giants represented the U.S. The most recent club to make the trip was the Kansas City Royals who went 9-7-1 in 1981.

There are only two uniformed Orioles still with the club who made the 1971 trip: Jim Palmer and bullpen coach Ellie Hendricks. However, Ken Singleton, Rick Dempsey, and Dennis Martinez (along with Earl Weaver, trainer Ralph Salvon, and club physician Dr. Leonard Wallenstein) accompanied a group of major league all-stars that went to Japan in 1979.

PREVIOUS AMERICAN BASEBALL TOURS OF JAPAN

Year	Team	Won	Lost	Tied
1913	John McGraw's Giants/Charles Comiskey's White Sox	—	—	—
1922	Casey Stengel's Major League All-Stars	—	—	—
1931	Major League All-Stars	17	0	0
1934	Babe Ruth & Lou Gehrig All-Stars	16	0	0
1951	Joe DiMaggio's All-Stars	13	0	2
1953	New York Giants	12	1	1
1955	New York Yankees	15	1	0
1956	Brooklyn Dodgers	14	1	1
1958	St. Louis Cardinals	14	2	0
1960	San Francisco Giants	11	4	0
1962	Detroit Tigers	10	4	2
1966	Los Angeles Dodgers	9	8	1
1968	St. Louis Cardinals	13	5	0
1971	BALTIMORE ORIOLES	12	2	4
1974	New York Mets	9	7	2
1978	Cincinnati Reds	14	2	1
1979	A.L. All-Stars/N.L. All-Stars*	—	—	—
1981	Kansas City Royals	9	7	1

*The N.L. stars were 4-2-1 against the A.L. Then a combined U.S. team went 1-1 in two games against Japanese competition.

NOTES: The Yomiuri Giants were organized in 1934, but Japan's Central League of which they are a charter member did not begin operating until 1936. The Pacific League was formed in 1950 and that was also the first year of the annual Japan Series. The Giants have won 32 Central League pennants and have appeared in 23 of 34 Japan Series. However, their attempt to win a 17th Japan Series title in 1983 was foiled by the Pacific League titlist, the Seibu (Tokyo) Lions, in seven games.

There are 12 teams in Japan, six in each league, but only six cities are represented. There are four clubs in Tokyo, four in Osaka, and one each in Hiroshima, Yokohama, Nagoya, and Kawasaki (Baltimore's sister city, just south of Tokyo).

Five pennant-winning clubs have gone to Japan (i.e., in the year they won the pennant): '55 Yankees, '56 Dodgers, '66 Dodgers, '68 Cardinals, and '71 Orioles. But, the Japanese have never hosted a World Series winner.

In 1971, Ellie Hendricks led the O's in batting with a .400 average (16-for-40), but Boog Powell was the Birds' most productive hitter with 6 home runs and 14 rbi in 18 games. Mike Cuellar and Pat Dobson led the pitchers with 3-0 records, and Dobson pitched the only no-hitter in the history of American baseball tours to Japan. Palmer was 2-1. Despite five shutouts by the Orioles, Manager Earl Weaver had to go to his bullpen often and in one game used infielder Jerry DaVanon on the mound, much to the consternation of the Japanese.

In their 1981 tour, the Kansas City Royals were under .500 at 5-7-1 before winning their last four games. No American team has had a losing record, but the '66 Dodgers came closest. They were 9-8-1 after losing a four-game World Series to the Orioles.

Several former Orioles players have gone to Japan after completing their major league careers, including: Dave Johnson, now the manager of the Mets, who was the 2nd American ever to play for the Yomiuri Giants ('75-'76); Don Buford; Bob Nieman; Billy Klaus; Jim Gentile; Jerry Adair; Fred Valentine; Mike Reinbach; and Bob Reynolds.

Among former major leaguers now playing in Japan (there is a limit of two foreign players per club), the best known in the U.S. are: Reggie Smith, Bump Wills, and Hector Cruz.

1984p22-23

ORIOLES 1983 INDIVIDUAL FIELDING

	Pct.	G	PO	A	E	TC	DP	PB
1st Base								
Dwyer	.975	4	38	1	1	40	3	
Murray	.993	153	1393	114	10	1517	136	
Roenicke	1.000	7	60	2	0	62	5	
Totals	.993	—	1491	117	11	1619	144	
2nd Base								
Bonner	1.000	5	1	0	0	1	0	
Cruz	.000	2	0	0	0	0	0	
Dauer	.988	131	273	322	7	602	78	
Lowenstein	.000	1	0	0	0	0	0	
Sakata	.990	60	84	117	2	203	36	
Totals	.989	—	358	439	9	806	114	
3rd Base								
Cruz	.942	79	49	162	13	224	19	
Dauer	.947	17	7	11	1	19	1	
Gulliver	1.000	21	14	31	0	45	3	
Hernandez	.922	64	44	109	13	166	3	
Rodriguez	.969	45	18	45	2	65	2	
Roenicke	.000	2	0	0	0	0	0	
Totals	.944	—	132	358	29	519	28	
Shortstop								
Ripken	.970	★162	272	★534	25	★831	★113	
Totals	.970	—	272	534	25	831	113	
Outfield								
Ayala	.953	24	41	0	2	43	0	
Bumbry	.988	104	235	3	3	241	1	
Dwyer	.966	56	85	1	3	89	1	
Ford	.987	103	218	2	3	223	0	
Landrum	1.000	26	39	0	0	39	0	
Lowenstein	.982	107	155	8	3	166	1	
Roenicke	.982	100	159	7	3	169	0	
Shelby	.981	115	200	9	4	213	3	
Young	.929	22	25	1	2	28	0	
Totals	.981	—	1157	31	23	1211	6	
Catcher								
Dempsey	★.997	127	591	65	2	658	7	★1
Huppert	1.000	2	3	0	0	3	0	0
Nolan	.980	65	223	16	5	244	2	3
Sakata	.000	1	0	0	0	0	0	0
Stefero	.920	9	20	3	2	25	0	1
Totals	.990	—	837	84	9	930	9	5
Pitcher								
Boddicker	.949	27	24	32	3	59	4	
Davis	.917	34	14	19	3	36	1	
Flanagan	.913	20	6	15	2	23	1	
D. Martinez	.983	32	16	42	1	59	8	
T. Martinez	1.000	65	5	23	0	28	1	
Mirabella	.500	3	0	1	1	2	0	
McGregor	.964	36	19	35	2	56	2	
Morogiello	.750	22	0	3	1	4	0	
Palmer	.929	14	5	8	1	14	0	
Ramirez	1.000	11	6	9	0	15	0	
Stewart	1.000	58	6	17	0	23	1	
Stoddard	1.000	47	3	7	0	10	1	
Swaggerty	1.000	7	4	7	0	11	0	
Welchel	.833	11	2	3	1	6	0	
Totals	.957	—	110	221	15	346	19	
Club Totals	.981	162	4357	1784	121	6262	158	5

★ Led league

TRIPLE PLAYS

The Orioles have been shutout in that department the last four years.

The Birds' last two triple plays ('78 & '79) were of the "around the horn" variety involving Doug DeCinces, Rich Dauer, and Eddie Murray. Brooks Robinson started the other three Orioles' "around the horn" triple plays.

Jun. 10, '79—at Bal.—Buddy Bell "gitp" . . . 5-4-3 (DeCinces, Dauer, Murray).

Sep. 9, '78—at Tor.—Rick Cerone "gitp" . . . 5-4-3 (DeCinces, Dauer, Murray).

Jun. 3, '77—at K.C.—John Wathan hit a sac fly to Pat Kelly in right. Fred Patek was caught off 1st and was out, Kelly to Mark Belanger to Billy Smith back to Belanger. Belanger then noticed Dave Nelson standing off 3rd base. He ran at him and tagged him out, completing the game-ending triple play and giving the O's a 7-6 win—9-6-4-6-6.

Sep. 29, '73—at Det.—Frank Howard "gitp" . . . 5-4-3 (B. Robinson, B. Grich, T. Crowley).

Jul. 7, '73—vs. Oak. at Bal.—Gene Tenace "gitp" . . . 5-4-3 (B. Robinson, B. Grich, E. Cabell).

Aug. 6, '69—vs. K.C. at Bal.—Eilseo Rodriguez "gitp" . . . 5-4-3 (B. Robinson, D. Johnson, B. Powell).

Apr. 9, '59—at Was.—Ed Fitzgerald line drive . . . 3-6-3 (Boyd, Carrasquel, Boyd).

Aug. 3, '55—vs. K.C. at Bal.—Art Ceccarelli "gitp" then runner was thrown out at home . . . 3-6-2 (G. Triandos, W. Miranda, H. Smith).

The Orioles have hit into 13 triple plays in 30 seasons, the last victim being Gary Roenicke against Oakland at Baltimore on May 7, '79. He grounded to third baseman Wayne Gross, who started an "around the horn" 5-4-3 triple play, the first executed against the Orioles since 1972. On four of the 13 occasions that Birds' opponents have completed triple plays, Brooks Robinson has been the batter. Brooks grounded into one, lined into another, and two were "gidp's", with a runner then being thrown out between third and home.

BALTIMORE ORIOLES STATISTICS—1983 (Final Official)

BATTING

Batter	Avg.	G	AB	R	H	2B	3B	HR	RBI	GW	SH	SF	HP	BB	IB	SO	SB	CS	GI DP	SLG	OBP
Ayala	.221	47	104	12	23	7	0	4	13	2	0	2	0	9	0	18	0	0	2	.404	.283
Bonner	—	6	0	0	0	0	0	0	0	0	0	0	0	0	0	0	0	0	0	—	—
Bumbry	.275	124	378	63	104	14	4	3	31	2	4	3	0	31	2	33	12	5	1	.357	.330
Cruz	.208	81	221	16	46	9	1	3	27	4	8	2	1	15	0	52	3	4	12	.299	.262
Dauer	.235	140	459	49	108	19	0	5	41	5	7	5	2	47	2	29	1	1	20	.309	.309
Dempsey	.231	127	347	33	80	16	2	4	32	1	5	5	3	40	1	55	1	1	9	.323	.315
Dwyer	.286	100	196	37	56	17	1	8	38	6	1	1	0	31	3	29	1	1	3	.505	.383
Ford	.280	103	407	63	114	30	4	9	55	10	3	6	3	29	1	55	9	2	9	.440	.333
Gulliver	.213	23	47	5	10	3	0	0	2	1	0	1	0	9	0	5	0	1	1	.277	.339
Hernandez	.246	64	203	21	50	6	1	6	26	3	0	1	0	12	1	19	1	0	4	.374	.288
Huppert	—	2	0	0	0	0	0	0	0	0	0	0	0	0	0	0	0	0	0	—	—
Landrum	.310	26	42	8	13	2	0	1	4	0	0	1	0	1	0	11	0	2	1	.429	.326
Lowenstein	.281	122	310	52	87	13	2	15	60	9	0	6	1	49	1	55	2	1	2	.481	.381
Murray	.306	156	582	115	178	30	3	33	111	17	0	9	3	86	13	90	5	1	13	.538	.398
Nolan	.277	73	184	25	51	11	1	5	24	2	0	0	2	16	1	30	0	0	5	.429	.342
Ripken	.318	162	663	121	211	47	2	27	102	17	0	5	0	58	0	97	0	4	24	.517	.373
Rodriguez	.119	45	67	0	8	0	0	0	2	0	1	1	1	0	0	13	0	0	0	.119	.132
Roenicke	.260	115	323	45	84	13	0	19	64	6	4	5	4	30	2	35	2	2	9	.447	.331
Sakata	.254	66	134	23	34	7	0	3	12	3	1	0	1	16	0	17	8	1	4	.373	.338
Shelby	.258	126	325	52	84	15	2	5	27	2	6	0	0	18	2	64	15	2	2	.363	.297
Singleton	.276	151	507	52	140	21	3	18	84	2	2	3	1	99	19	83	0	2	22	.436	.395
Stefero	.455	9	11	2	5	1	0	0	4	2	0	0	0	3	0	2	0	0	0	.545	.571
Young	.167	24	36	5	6	2	1	0	2	1	4	0	1	2	0	8	1	0	1	.278	.231
Totals	.269		5546	799	1492	283	27	168	761	95	46	56	23	601	48	800	61	33	144	.421	.343
Opponents	.261		5551	652	1451	243	29	130	624	61	46	46	10	452	25	774	98	47	132	.386	.316
DH Hitters	.269		573	68	154	26	3	21	90	4	3	3	1	109	21	96	2	4	23	.435	.387
PH Hitters	.225		191	23	43	9	0	4	36	5	2	4	1	27	2	35	2	2	10	.335	.324
Murray L	.315		378	79	119	22	3	21	80	13	0	8	2	56	12	60	3	1	5	.556	.399
Murray R	.289		204	36	59	8	0	12	31	4	0	1	1	30	1	30	2	0	8	.505	.381
Shelby L	.264		121	26	32	5	0	1	13	2	2	0	0	10	1	31	12	2	0	.331	.321
Shelby R	.255		204	26	52	10	2	4	14	0	4	0	0	8	1	33	3	0	2	.382	.283
Singleton L	.284		335	40	95	15	1	13	59	1	1	3	1	69	13	53	0	0	12	.451	.404
Singleton R	.262		172	12	45	6	2	5	25	1	1	0	0	30	6	30	0	2	10	.407	.371
Young L	.200		15	0	3	0	0	0	0	0	2	0	0	0	0	4	1	0	0	.200	.200
Young R	.143		21	5	3	2	1	0	2	1	2	0	1	2	0	4	0	0	1	.333	.250

PITCHING

PITCHER	W - L	ERA	G	GS	CG	SHO	GF	SV	IP	H	R	ER	HR	HB	BB	IB	SO	WP	BK
Boddicker	16- 8	2.77	27	26	10	5	1	0	179.0	141	65	55	13	0	52	1	120	5	0
Davis	13- 7	3.59	34	29	6	1	0	0	200.1	180	90	80	14	2	64	4	125	7	2
Flanagan	12- 4	3.30	20	20	3	1	0	0	125.1	135	53	46	10	2	31	2	50	1	0
Martinez, D.	7-16	5.53	32	25	4	0	3	0	153.0	209	108	94	21	2	45	0	71	2	0
Martinez, T.	9- 3	2.35	65	0	0	0	51	21	103.1	76	30	27	10	0	37	3	81	6	0
Mirabella	0- 0	5.59	3	2	0	0	1	0	9.2	9	6	6	1	0	7	0	4	0	0
McGregor	18- 7	3.18	36	36	12	2	0	0	260.0	271	101	92	24	1	45	2	86	0	0
Morogiello	0- 1	2.39	22	0	0	0	8	1	37.2	39	10	10	1	1	10	3	15	1	0
Palmer	5- 4	4.23	14	11	0	0	1	0	76.2	86	42	36	11	0	19	0	34	1	1
Ramirez	4- 4	3.47	11	10	1	0	0	0	57.0	46	22	22	6	0	30	1	20	1	0
Stewart	9- 4	3.62	58	1	0	0	21	7	144.1	138	60	58	7	1	67	4	95	9	0
Stoddard	4- 3	6.09	47	0	0	0	34	9	57.2	65	39	39	10	1	29	4	50	2	1
Swaggerty	1- 1	2.91	7	2	0	0	3	0	21.2	23	8	7	1	0	6	0	7	0	0
Welchel	0- 2	5.40	11	0	0	0	3	0	26.2	33	18	16	1	0	10	1	16	1	0
Totals	98-64	3.63	387	162	36	15	126	38	1452.1	1451	652	585	130	10	452	25	774	36	4
Opponents	64-98	4.64	395	162	31	9	131	25	1436.1	1492	799	740	168	23	601	48	800	46	6

SHUTOUTS (15): Boddicker-5 (Chi., Sea., Tex., Min., Det.) . . . McGregor-2 (K.C., Min.) . . . Davis-1 (Bos.) . . . Flanagan-1 (Sea.) . . . Davis & T. Martinez-1 (Chi.) . . . Flanagan & Stewart-1 (Oak.) . . . Flanagan & Stoddard-1 (Min.) . . . D. Martinez & Stewart-1 (Bos.) . . . Boddicker, Stewart, & T. Martinez-1 (N.Y.) . . . Palmer, Davis & T. Martinez-1 (Cle.)

LOW-HIT GAMES (18): **No-Hitter**-0; **One-Hitter**-1 . . . Boddicker, Stewart, & T. Martinez (N.Y.); **Two-Hitters**-2 . . . McGregor (K.C.), Davis & T. Martinez (Det.) . . . **Three-Hitters**-5 . . . Boddicker (Min.), Davis (Bos.), Flanagan (Cle.), Davis & Stewart (Tex.), Palmer & T. Martinez (N.Y.) . . . **Four-Hitters**-10 . . . Boddicker & T. Martinez-3 (Tor., K.C., Bos.), Davis & T. Martinez-2 (Tor., Chi.), Boddicker-1 (Tex.), McGregor-1 (Sea.), Ramirez-1 (Cal.), D. Martinez & Stoddard-1 (Cle.), McGregor & Stewart-1 (Mil.).

1983 CLUB STATISTICS

	Won	Lost	Pct.
Home Games	50	31	.617
Away Games	48	33	.593*
vs. Eastern Division	43	35	.551
vs. Western Division	55	29	.655*
Day Games	30	19	.617
Night Games	68	45	.600
Shutouts-Individual	9	6	.600
Shutouts-Team	15	9	.625
One-Run Games	20	19	.513
Two-Run Games	21	11	.656*
Extra Innings	9	7	.563
vs. Righthanders	73	45	.618
vs. Lefthanders	25	19	.568
Doubleheaders	5	1	.833
Split		2	

	Won	Lost	Pct.
Starters	74	51	.592
Reliefers	24	13	.648
Longest Streaks	8	7	

	Balto.	Opp.
Errors	121	108
Double Plays	159	164
Complete Games	36	31
Stolen Bases	61	98
Caught Stealing	33	47
Doubles	283•	243
Triples	27	29
Homers-Home	79	66
Homers-Road	89	64
Homers-Total	168*	130
Left on Base	1165	1091

*Led American league •Tied for league lead

1984p24-25

ORIOLES PITCHING

LIFETIME INDIVIDUAL WON-LOST-SAVE RECORDS vs. EACH OPPONENT

American League Only

Pitcher	Bos. W-L-S	Cal. W-L-S	Chi. W-L-S	Cle. W-L-S	Det. W-L-S	K.C. W-L-S	Mil. W-L-S
Boddicker	0-1	1-1	2-0	0-2	1-2	1-1	2-0
Davis	1-2	0-0	0-0	1-1	3-1	2-1	2-0
Flanagan	8-9	2-5	6-6	7-5	8-7	7-11	8-7
Martinez, D.	10-13-1	9-8	5-6-1	8-7	6-6	4-6-1	10-5
Martinez, T.	3-3-3	0-2-9	5-3-9	1-2-6	4-4-9	4-2-5	4-3-8
McGregor	3-8	13-4	8-5	10-4	11-6	5-5	4-5
Palmer	22-16	25-10	24-10	29-11	21-12	21-12	22-10-1
Stewart	3-0-3	3-0-2	4-4-1	2-4	6-5-2	3-3-1	3-3-2
Stoddard	2-1-4	2-0-2	2-0-4	1-0-5	1-1-5	1-1-4	3-2-2
*Underwood	1-4-1	5-4-2	1-6-1	4-3-3	1-4-1	3-2-0	1-7-1

Pitcher	Min. W-L-S	N.Y. W-L-S	Oak. W-L-S	Sea. W-L-S	Tex. W-L-S	Tor. W-L-S	Totals W-L-S
Boddicker	2-0	3-1	0-0	1-0	2-0	2-1	17-9
Davis	2-2	1-2	3-0	3-1	1-0	2-1	21-11
Flanagan	14-2	9-7	14-4	8-3-1	6-3	15-5	112-74-1
Martinez, D.	3-3-1	2-6	8-1-1	11-4	5-5	8-3	89-73-5
Martinez, T.	1-1-7	9-5-14	4-3-7	2-0-4	6-0-6	5-0-6	48-28-93
McGregor	10-4-1	6-7	7-3	5-4-1	5-0-1	9-2-2	96-57-5
Palmer	21-11	30-16	20-15-1	2-3-1	22-16	9-7	268-149-3
Stewart	3-0-2	2-3-2	2-3-2	4-4-1	3-3-1	1-2-1	39-34-20
Stoddard	1-1-7	1-3-5	1-2-6	2-2-2	2-0-8	0-1-3	19-14-57
*Underwood	5-1-2	3-4-0	3-6-0	7-2-0	6-6-3	5-3-0	51-58

* vs. Bal. W-6, L-6, SV-0

★ ★ ★

1983 INDIVIDUAL W-L-S RECORDS vs. EACH OPPONENT

Pitcher	Bos. W-L-S	Cal. W-L-S	Chi. W-L-S	Cle. W-L-S	Det. W-L-S	K.C. W-L-S	Mil. W-L-S
Boddicker	0-1	1-1	2-0	0-1	1-2	1-1	2-0
Davis	1-1	0-0	0-0	1-1	2-0	2-0	1-0
Flanagan	1-0	1-0	0-2	1-0	0-1	1-0	1-0
Martinez, D.	1-1	1-2	0-1	1-2	0-2	0-2	1-1
Martinez, T.	0-2-1	0-0	1-0-1	0-0-2	0-0-1	1-0-2	2-0-5
McGregor	1-0	2-1	1-0	2-1	1-1	2-0	1-0
Morogiello	0-0	0-0	0-0	0-0	0-0	—	0-0
Palmer	2-0	—	—	1-0	0-1	0-1	0-0
Ramirez	0-0	2-0	0-1	0-1	—	—	1-0
Stewart	1-0-1	0-0-1	2-0	0-1	1-1	1-0	0-0-1
Stoddard	0-0	0-0	1-0-1	0-0	0-0	0-0	2-1
Swaggerty	1-0	—	0-0	—	0-0	—	0-0
†Underwood	1-0-0	1-0-1	1-1-0	0-1-0	0-0-1	1-0-0	0-1-1
Welchel	—	0-1	0-1	0-0	—	—	—
Totals	8-5-2	7-5-1	7-5-2	6-7-2	5-8-1	8-4-2	11-2-6

Pitcher	Min. W-L-S	N.Y. W-L-S	Oak. W-L-S	Sea. W-L-S	Tex. W-L-S	Tor. W-L-S	Totals W-L-S
Boddicker	2-0	2-1	0-0	1-0	2-0	2-1	16-8
Davis	1-2	0-1	2-0	2-1	1-0	0-1	13-7
Flanagan	2-0	1-0	2-0	1-0	1-0	0-1	12-4
Martinez, D.	0-1	0-0	2-0	1-1	0-2	0-1	7-16
Martinez, T.	0-0-2	1-0-4	0-1-1	0-0-1	1-0	3-0-1	9-3-21
McGregor	2-1	0-2	1-0	2-1	1-0	2-0	18-7
Morogiello	0-0	0-0	0-1-1	0-0	—	0-0	0-1-1
Palmer	1-0	1-0	0-1	—	0-0	0-1	5-4
Ramirez	—	—	1-1	—	0-1	—	4-4
Stewart	0-0-1	1-0	0-0-2	1-1	2-0	0-1-1	9-4-7
Stoddard	0-0-2	0-2	0-0-1	0-0-1	1-0-4	0-0	4-3-9
Swaggerty	—	0-1	—	—	—	—	1-1
†Underwood	0-1-0	1-0-0	—	3-0-0	0-1-1	1-2-0	9-7-4
Welchel	0-0	—	—	0-0	0-0	0-0	0-2
Totals	8-4-5	6-7-4	8-4-5	8-4-2	9-3-4	7-6-2	98-64-38

† '83 vs. Bal. W-0, L-0, SV-0

★ ★ ★

1983 CLUB PITCHING TOTALS vs. EACH OPPONENT

	ERA	W	L	CG	SHO	SV	IP	H	R	ER	HR	BB	SO
Total	3.63	98	64	36	15	38	1452.1	1451	652	585	130	452	774
Balto.	3.43	50	31	20	8	17	738	696	328	281	66	228	411
Away	3.87	48	33	16	7	21	714.1	755	324	307	64	224	363
vs. Bos.	3.11	8	5	2	2	2	118.2	119	41	41	8	35	57
Cal.	4.44	7	5	5	0	1	107.1	117	59	53	10	41	57
Chi.	4.03	7	5	2	2	2	105	104	50	47	9	40	69
Cle.	3.52	6	7	3	1	2	115	111	48	45	4	45	45
Det.	6.31	5	8	3	1	1	112.2	135	85	79	19	38	76
K.C.	3.23	8	4	4	1	2	106	101	44	38	12	31	48
Mil.	3.44	11	2	1	0	6	120.1	120	55	46	9	30	55
Min.	4.21	8	4	2	3	5	107	110	52	50	9	35	53
N.Y.	3.02	6	7	1	1	4	122.1	109	48	41	10	38	68
Oak.	3.26	8	4	3	1	5	105	110	41	38	13	31	56
Sea.	2.33	8	4	7	2	2	108	89	30	28	7	27	62
Tex.	2.76	9	3	2	1	4	114	118	47	35	7	19	65
Tor.	3.81	7	6	1	0	2	111	108	52	47	13	42	63
1st Half	3.95	42	34	17	7	13	680.2	707	334	299	68	217	391
2nd Half	3.34	56	30	19	8	25	771.2	744	318	286	62	235	383

ORIOLES INDIVIDUAL PITCHING

1983 and Lifetime

MIKE BODDICKER

	1983 ERA	1983 W-L-SH	1983 G	1983 IP	1983 H	1983 ER	1983 HR	LIFETIME ERA	LIFETIME W-L-SH	LIFETIME G	LIFETIME IP	LIFETIME H	LIFETIME ER	LIFETIME HR
Total	2.77	16-8-5	27	179	141	55	13	3.02	17-9-5	37	217.2	178	73	17
Bal.	2.11	11-3-4	16	115	80	27	8	2.45	12-4-4	22	139.1	101	38	10
Away	3.94	5-5-1	11	64	61	28	5	4.02	5-5-1	15	78.1	77	35	7
vs. Bos.	2.20	0-1-0	2	16.1	7	4	1	2.00	0-1-0	3	18	10	4	1
Cal.	4.50	1-1-0	2	14	14	7	2	4.50	1-1-0	2	14	14	7	2
Chi.	2.00	2-0-1	2	18	12	4	2	2.53	2-0-1	3	21.1	15	6	2
Cle.	4.00	0-1-0	1	9	9	4	0	4.96	0-2-0	2	16.1	15	9	1
Det.	6.75	1-2-1	3	14.2	21	11	2	8.44	1-2-1	5	16	24	15	3
K.C.	5.59	1-1-0	2	9.2	8	6	1	3.77	1-1-0	3	14.1	11	6	1
Mil.	1.29	2-0-0	2	14	12	2	2	1.29	2-0-0	2	14	12	2	2
Min.	.00	2-0-1	2	16	8	0	0	1.50	2-0-1	3	24	16	4	1
N.Y.	1.96	2-1-0	3	18.1	12	4	0	2.45	3-1-0	5	25.2	19	7	1
Oak.	.00	0-0-0	1	1.2	2	0	0	0.00	0-0-0	1	1.2	2	0	0
Sea.	1.35	1-0-1	2	13.1	8	2	0	1.35	1-0-1	2	13.1	8	2	0
Tex.	1.80	2-0-1	2	15	11	3	0	1.35	2-0-1	3	20	15	3	0
Tor.	3.79	2-1-0	3	19	17	8	3	3.79	2-1-0	3	19	17	8	3
1st Half	4.02	4-4-1	10	53.2	49	24	6							
2nd Half	2.23	12-4-4	17	125.1	92	31	7							

Most Strikeouts—14 (Oct. 12 vs. Chi. ALCS), 12 (Sep. 21 at Det.) Win Streak—4 Loss Streak—2

STORM DAVIS

	1983 ERA	1983 W-L-SH	1983 G	1983 IP	1983 H	1983 ER	1983 HR	LIFETIME ERA	LIFETIME W-L-SH	LIFETIME G	LIFETIME IP	LIFETIME H	LIFETIME ER	LIFETIME HR
Total	3.59	13-7-1	34	200.1	180	80	14	3.55	21-11-1	63	301	276	119	22
Bal.	3.34	2-5-0	16	91.2	77	34	6	3.18	7-7-0	31	147	124	52	10
Away	3.81	11-2-1	18	108.2	103	46	8	3.93	14-4-1	32	154.1	152	67	12
vs. Bos.	3.38	1-1-1	2	13.1	12	5	0	3.31	1-2-1	4	16.1	15	6	0
Cal.	6.75	0-0-0	1	2.2	2	2	0	4.16	0-0-0	2	4.1	5	2	0
Chi.	1.69	0-0-0	2	10.2	7	2	1	1.46	0-0-0	3	12.1	8	2	1
Cle.	8.10	1-1-0	3	10	14	9	1	6.61	1-1-0	5	16.1	19	12	2
Det.	3.18	2-0-0	2	17	8	6	4	4.77	3-1-0	6	28.1	23	15	6
K.C.	3.00	2-0-0	4	24	24	8	2	3.74	2-1-0	6	33.2	36	14	3
Mil.	4.09	1-0-0	2	11	12	5	0	2.66	2-0-0	4	23.2	23	7	0
Min.	8.22	1-2-0	3	15.1	18	14	2	6.30	2-2-0	5	20	20	14	2
N.Y.	4.76	0-1-0	3	17	20	9	1	4.50	1-2-0	5	26	28	13	2
Oak.	1.48	2-0-0	4	24.1	20	4	0	2.35	3-0-0	6	30.2	28	8	2
Sea.	3.09	2-1-0	3	23.1	20	8	3	3.03	3-1-0	6	29.2	28	10	3
Tex.	2.50	1-0-0	3	18	18	5	0	2.33	1-0-0	6	27	22	7	0
Tor.	1.98	0-1-0	2	13.2	5	3	0	2.48	2-1-0	5	32.2	21	9	1
1st Half	3.23	6-3-1	19	103	84	37	10							
2nd Half	3.98	7-4-0	15	97.1	96	43	4							
Starter	3.62	13-7-1	29	186.2	164	75	12							
Reliever	3.29	0-0-0	5	13.2	16	5	2							

Most Strikeouts—9 (Jul. 18 at Seattle) Win Streak—4 Loss Streak—2

MIKE FLANAGAN

	1983 ERA	1983 W-L-SH	1983 G	1983 IP	1983 H	1983 ER	1983 HR	LIFETIME ERA	LIFETIME W-L-SH	LIFETIME G	LIFETIME IP	LIFETIME H	LIFETIME ER	LIFETIME HR
Total	3.30	12-4-1	20	125.1	135	46	10	3.77	112-74-15	250	1605.1	1597	673	141
Bal.	3.50	8-3-1	12	74.2	80	29	6	3.40	63-29-10	126	826.2	773	312	73
Away	3.02	4-1-0	8	50.2	55	17	4	4.17	49-45-5	124	778.2	824	361	68
vs. Bos.	2.84	1-0-0	1	6.1	10	2	1	4.86	8-9-0	20	113	138	61	10
Cal.	3.21	1-0-0	2	14	13	5	0	5.82	2-5-1	12	64.2	83	42	5
Chi.	7.11	0-2-0	4	12.2	18	10	3	5.36	6-6-0	17	94	99	56	10
Cle.	1.00	1-0-0	1	9	3	1	0	3.07	7-5-0	17	117.1	101	40	7
Det.	5.14	0-1-0	2	14	19	8	1	3.92	8-7-2	24	153.2	154	67	19
K.C.	1.13	1-0-0	1	8	7	1	1	3.40	7-11-2	19	124.1	128	47	14
Mil.	2.57	1-0-0	1	7	7	2	0	4.77	8-7-0	20	117	133	62	12
Min.	2.51	2-0-0	2	14.1	10	4	2	2.98	14-2-0	22	160	147	53	10
N.Y.	3.24	1-0-0	1	8.1	11	3	1	4.08	9-7-0	25	158.2	165	72	17
Oak.	2.53	2-0-0	2	10.2	14	3	0	3.47	14-4-2	23	147.2	130	57	12
Sea.	.00	1-0-1	1	9	7	0	0	3.03	8-3-2	16	113	95	38	10
Tex.	2.00	1-0-0	1	9	10	2	1	3.43	6-3-2	13	81.1	78	31	8
Tor.	15.00	0-1-0	1	3	6	5	0	2.63	15-5-4	22	160.2	146	47	7
1st Half	2.72	6-0-1	9	53	51	16	3							
2nd Half	3.73	6-4-0	11	72.1	84	30	7							

Most Strikeouts—8 (Sep. 11 at New York) Win Streak—6 Loss Streak—2

DENNIS MARTINEZ

	1983 ERA	1983 W-L-SH	1983 G	1983 IP	1983 H	1983 ER	1983 HR	LIFETIME ERA	LIFETIME W-L-SH	LIFETIME G	LIFETIME IP	LIFETIME H	LIFETIME ER	LIFETIME HR
Total	5.53	7-16-0	32	153	209	94	21	3.94	89-73-9	248	1447	1463	633	132
Bal.	5.56	4-8-0	17	81	116	50	13	3.54	49-34-7	122	760.1	750	299	72
Away	5.50	3-8-0	15	72	93	44	8	4.38	40-39-2	126	686.2	713	334	60
vs. Bos.	6.57	1-1-0	3	12.1	17	9	4	4.52	10-13-0	28	181	173	91	18
Cal.	5.28	1-2-0	3	15.1	20	9	2	3.34	9-8-1	21	143	122	53	9
Chi.	7.71	0-1-0	2	7	11	6	2	3.89	5-6-1	16	81	95	35	7
Cle.	4.12	1-2-0	4	19.2	24	9	0	4.17	8-7-1	23	127.1	144	59	12
Det.	14.04	0-2-0	3	8.1	16	13	2	4.10	6-6-1	17	101	107	46	5
K.C.	3.86	0-2-0	2	14	16	6	3	3.57	4-6-1	19	108.1	112	43	12
Mil.	6.52	1-1-0	2	9.2	15	7	1	4.51	10-5-0	24	127.2	140	64	17
Min.	32.40	0-1-0	1	1.2	6	6	0	5.69	3-3-0	17	74.1	92	47	10
N.Y.	5.40	0-0-0	2	8.1	11	5	2	4.10	2-6-0	18	96.2	87	44	15
Oak.	5.40	2-0-0	3	18.1	20	11	4	3.60	8-1-1	14	90	81	36	9
Sea.	3.55	1-1-0	2	12.2	20	5	1	3.69	11-4-1	18	112.1	118	46	8
Tex.	1.74	0-2-0	2	10.1	13	2	0	4.07	5-5-0	17	101.2	114	46	8
Tor.	3.52	0-1-0	3	15.1	20	6	0	2.01	8-3-2	16	103	78	23	2
1st Half	5.55	4-11-0	18	97.1	138	60	15							
2nd Half	5.50	3-5-0	14	55.2	71	34	6							
Starter	6.08	6-16-0	25	127.1	189	86	19							
Reliever	2.81	1-0-0	7	25.2	20	8	2							

Most Strikeouts—7 (Jun. 3 vs. Toronto) Win Streak—2 Loss Streak—4

1984p26-27

ORIOLES INDIVIDUAL PITCHING (Cont.)

TIPPY MARTINEZ

	1983 ERA	W-L-SV	G	IP	H	ER	HR	LIFETIME ERA	W-L-SV	G	IP	H	ER	HR
Total	2.35	9-3-21	65	103.1	76	27	10	3.04	48-28-93	425	655	548	221	34
Bal.	1.84	7-2-10	32	53.2	34	11	4	2.43	29-11-40	175	285.1	227	77	11
Away	2.90	2-1-11	33	49.2	42	16	6	3.51	19-17-53	250	369.2	321	144	23
vs. Bos.	2.00	0-2-1	7	9	8	2	0	3.72	3-3-3	35	55.2	60	23	3
Cal.	16.20	0-0-0	2	1.2	3	3	0	2.77	0-2-9	28	48.2	31	15	2
Chi.	2.70	1-0-1	5	6.2	4	2	0	3.74	5-3-9	39	55.1	55	23	2
Cle.	3.86	0-0-2	6	9.1	4	4	2	3.12	1-2-6	36	49	39	17	2
Det.	3.86	0-0-1	4	4.2	6	2	1	3.55	4-4-9	42	71	62	28	9
K.C.	1.13	1-0-2	4	8	3	1	1	4.08	4-2-5	23	39.2	38	18	2
Mil.	1.69	2-0-5	9	16	12	3	2	3.73	4-3-10	32	41	34	17	2
Min.	3.68	0-0-2	4	7.1	9	3	0	3.21	1-1-7	28	42	39	15	0
N.Y.	.00	1-0-4	9	16	6	0	0	1.92	9-5-11	52	75	56	16	4
Oak.	2.25	0-1-1	3	4	3	1	1	2.00	4-3-7	29	54	33	12	1
Sea.	.00	0-0-1	1	3.2	2	0	0	1.20	2-0-5	19	30	20	4	1
Tex.	2.35	1-0-0	4	7.2	9	2	0	2.15	6-0-6	27	50.1	33	12	3
Tor.	3.86	3-0-1	7	9.1	7	4	3	5.05	5-0-6	30	35.2	42	20	3
1st Half	3.17	5-3-10	34	54	42	19	7							
2nd Half	1.46	4-0-11	31	49.1	34	8	3							

Most Strikeouts—7 (Apr. 21 vs. Texas) **Win Streak**—5 **Loss Streak**—1

SCOTT McGREGOR

	1983 ERA	W-L-SH	G	IP	H	ER	HR	LIFETIME ERA	W-L-SH	G	IP	H	ER	HR
Total	3.18	18-7-2	36	260	271	92	24	3.59	96-57-16	227	1435	1448	572	130
Bal.	4.21	4-6-0	15	98.1	110	46	11	3.65	43-27-6	106	673.1	686	273	68
Away	2.56	14-1-2	21	161.2	161	46	13	3.53	53-30-10	121	761.2	762	299	62
vs. Bos.	3.00	1-0-0	2	12	16	4	2	5.44	3-8-0	16	86	103	52	8
Cal.	2.86	2-1-0	3	22	24	7	1	2.63	13-4-1	18	140.1	125	41	13
Chi.	5.68	1-0-0	2	12.2	18	8	1	4.09	8-5-1	17	92.1	106	42	6
Cle.	2.73	2-1-0	4	29.2	30	9	1	4.02	10-4-1	20	121	127	54	12
Det.	4.85	1-1-0	2	13	16	7	1	3.64	11-6-1	23	155.2	163	63	16
K.C.	2.16	2-0-1	3	25	21	6	2	3.09	5-5-1	15	96	95	33	9
Mil.	2.35	1-0-0	3	23	16	6	1	4.88	4-5-0	17	99.2	107	54	9
Min.	2.95	2-1-1	3	21.1	27	7	2	3.07	10-4-3	19	114.1	121	39	9
N.Y.	3.72	0-2-0	4	29	32	12	4	3.74	6-7-4	23	140.2	150	59	13
Oak.	3.00	1-0-0	1	9	10	3	2	3.40	7-3-1	15	111.1	97	42	12
Sea.	2.43	2-1-0	4	29.2	22	8	2	3.51	5-4-0	17	110.1	103	43	9
Tex.	8.74	1-0-0	2	11.1	20	11	3	3.36	5-0-0	11	64.1	66	24	6
Tor.	1.61	2-0-0	3	22.1	19	4	2	2.29	9-2-3	16	102.1	85	26	8
1st Half	3.49	9-4-1	18	123.2	135	48	13							
2nd Half	2.90	9-3-1	18	136.1	136	44	11							

Most Strikeouts—6 (Jul. 24 at Oakland) **Win Streak**—6 **Loss Streak**—2

JIM PALMER

	1983 ERA	W-L-SH	G	IP	H	ER	HR	LIFETIME ERA	W-L-SH	G	IP	H	ER	HR
Total	4.23	5-4-0	14	76.2	86	36	11	2.83	268-149-53	553	3930	3327	1235	301
Bal.	3.13	5-2-0	9	54.2	52	19	5	2.55	135-71-31	275	2001	1641	566	143
Away	6.95	0-2-0	5	22	34	17	6	3.12	133-78-22	278	1928.2	1686	669	158
vs. Bos.	.71	2-0-0	2	12.2	11	1	0	2.98	22-16-5	59	429	386	142	43
Cal.	—	—	—	—	—	—	—	2.57	25-10-4	45	325.1	268	93	23
Chi.	—	—	—	—	—	—	—	2.91	24-10-3	46	309.1	274	100	21
Cle.	.00	1-0-0	1	5	5	0	0	2.09	29-11-7	51	387.1	286	90	28
Det.	9.75	0-1-0	2	12	19	13	4	3.29	21-12-5	49	328.2	289	120	31
K.C.	5.68	0-1-0	1	6.1	10	4	2	3.00	21-12-4	39	279.1	241	93	16
Mil.	10.13	0-0-0	3	8	16	9	2	2.77	22-10-6	44	328.1	270	101	34
Min.	.00	1-0-0	1	7	3	0	0	2.69	21-11-4	44	287.1	242	86	21
N.Y.	1.29	1-0-0	1	7	2	1	0	2.84	30-16-7	55	411.1	336	130	29
Oak.	9.82	0-1-0	1	3.2	7	4	0	3.03	20-15-3	44	291.1	254	98	20
Sea.	—	—	—	—	—	—	—	5.32	2-3-0	8	42.1	51	25	2
Tex.	.00	0-0-0	1	8	5	0	0	2.74	22-16-4	50	364.2	306	111	23
Tor.	5.14	0-1-0	1	7	8	4	3	2.84	9-7-1	19	146	124	46	10
1st Half	3.62	2-2-0	6	32.1	34	13	3							
2nd Half	4.67	3-2-0	8	44.1	52	23	8							
Starter	3.72	5-4-0	11	65.1	67	27	8							
Reliever	7.15	0-0-0	3	11.1	19	9	3							

Most Strikeouts—6 (three times) **Win Streak**—2 **Loss Streak**—2

SAMMY STEWART

	1983 ERA	W-L-SV	G	IP	H	ER	HR	LIFETIME ERA	W-L-SV	G	IP	H	ER	HR
Total	3.62	9-4-7	58	144.1	138	58	7	3.47	39-34-20	191	643.1	576	248	44
Bal.	3.51	3-1-3	27	66.2	55	26	3	3.37	21-16-8	90	323.1	256	121	28
Away	3.71	6-3-4	31	77.2	83	32	4	3.57	18-18-12	101	320	320	127	16
vs. Bos.	2.76	1-0-1	4	16.1	16	5	0	2.60	3-0-3	17	65.2	59	19	4
Cal.	7.11	0-0-1	6	12.2	20	10	3	4.22	3-0-2	15	49	50	23	6
Chi.	2.84	2-0-0	6	19	18	6	0	4.06	4-4-1	20	71	77	32	4
Cle.	3.00	0-1-0	4	9	6	3	0	4.75	2-4-0	16	36	33	19	0
Det.	2.70	1-1-0	5	13.1	9	4	0	2.28	6-5-2	21	79	57	20	3
K.C.	1.13	1-0-0	3	8	5	1	0	1.96	3-3-1	14	59.2	42	13	4
Mil.	6.48	0-0-1	6	8.1	11	6	0	4.50	3-3-2	17	56	47	28	6
Min.	2.25	0-0-1	3	8	7	2	0	2.88	3-0-2	10	34.1	30	11	1
N.Y.	5.40	1-0-0	5	8.1	9	5	1	4.67	2-3-2	15	34.2	30	18	7
Oak.	1.93	0-0-2	5	9.1	9	2	1	3.25	2-3-2	15	44.1	43	16	3
Sea.	4.50	1-1-0	4	10	7	5	1	3.83	4-4-1	12	40	35	17	2
Tex.	2.08	2-0-0	4	13	9	3	1	3.46	3-3-1	13	52	44	20	4
Tor.	6.00	0-1-1	3	9	12	6	0	4.98	1-2-1	7	21.2	29	12	0
1st Half	4.30	2-2-2	27	75.1	77	36	3							
2nd Half	2.87	7-2-5	31	69	61	22	4							
Starter	9.00	0-1-0	1	4	8	4	0							
Reliever	3.46	9-3-7	57	140.1	130	54	7							

Most Strikeouts—4 (five times) **Win Streak**—7 **Loss Streak**—2

TOM UNDERWOOD

	1983 ERA	W-L-SH	G	IP	H	ER	HR	LIFETIME ERA	W-L-SH	G	IP	H	ER	HR
Total	4.04	9-7-4	51	144.2	156	65	13	3.75	51-58-14	234	994	938	414	91
Bal.	4.50	0-0-0	1	2	1	1	0	4.37	1-3-0	10	35	28	17	5
Away	4.04	9-7-4	50	142.2	155	64	13	3.73	50-54-14	224	959	910	397	86
vs. Bos.	1.64	1-0-0	5	11	7	2	1	4.77	1-4-1	16	54.2	59	29	10
Cal.	2.03	1-0-1	4	13.1	16	3	0	3.07	5-4-2	19	73	75	28	8
Chi.	1.64	1-1-0	3	11	8	2	0	5.87	1-6-1	14	38.1	41	25	2
Cle.	14.29	0-1-0	3	5.2	16	9	1	4.78	4-3-3	17	69.2	80	37	3
Det.	1.76	0-0-1	4	15.1	17	3	0	4.38	1-4-1	17	78	87	38	10
K.C.	4.50	1-0-0	2	6	8	3	0	3.17	3-2-0	17	59.2	55	21	3
Mil.	5.91	0-1-1	4	10.2	9	7	2	4.52	1-7-1	16	79.2	84	40	10
Min.	4.22	0-1-0	3	10.2	14	5	1	1.96	5-1-2	19	82.2	70	18	5
N.Y.	2.19	1-0-0	5	12.1	13	3	0	2.85	3-4-0	16	72.2	59	23	2
Oak.	—	—	—	—	—	—	—	3.58	3-6-0	11	78	62	31	5
Sea.	0.69	3-0-0	3	13	6	1	0	2.33	7-2-0	11	58	38	15	5
Tex.	4.96	0-1-1	6	16.1	18	9	2	3.74	6-6-3	20	84.1	81	35	8
Tor.	9.95	1-2-0	5	12.2	18	14	4	4.04	5-3-0	18	69	58	31	9
1st Half	5.30	5-5-2	22	91.2	114	54	11							
2nd Half	1.86	4-2-2	29	53.1	42	11	2							

*— 83 vs. Bal.: ERA-5.40, W-0 L-0, SV-0, G-4, IP-6.2, H-6, ER-4, HR-2
vs. Bal. Lifetime: ERA-4.03, W-6, L-6, G-23, IP-96, H-89, ER-43, HR-11

DON WELCHEL

	1983 ERA	W-L-SV	G	IP	H	ER	HR	LIFETIME ERA	W-L-SV	G	IP	H	ER	HR
Total	5.40	0-2-0	11	26.2	33	16	1	5.81	1-2-0	13	31	39	20	1
Bal.	4.50	0-0-0	5	16	20	8	1	4.07	1-0-0	6	17.2	21	8	1
Away	6.75	0-2-0	6	10.2	13	8	0	8.10	0-2-0	7	13.1	18	12	0
vs. Bos.	—	—	—	—	—	—	—	—	—	—	—	—	—	—
Cal.	27.00	0-1-0	1	0.1	2	1	0	27.00	0-1-0	1	0.1	2	1	0
Chi.	4.50	0-1-0	1	2	0	1	0	4.50	0-1-0	1	2	0	1	0
Cle.	4.15	0-0-0	1	4.1	4	2	0	4.15	0-0-0	1	4.1	4	2	0
Det.	—	—	—	—	—	—	—	—	—	—	—	—	—	—
K.C.	—	—	—	—	—	—	—	—	—	—	—	—	—	—
Mil.	—	—	—	—	—	—	—	13.50	0-0-0	1	2.2	5	4	0
Min.	10.13	0-0-0	3	5.1	10	6	1	10.13	0-0-0	3	5.1	10	6	1
N.Y.	—	—	—	—	—	—	—	0.00	1-0-0	1	1.2	1	0	0
Oak.	—	—	—	—	—	—	—	—	—	—	—	—	—	—
Sea.	.00	0-0-0	1	4	1	0	0	0.00	0-0-0	1	4	1	0	0
Tex.	7.50	0-0-0	2	6	13	5	0	7.50	0-0-0	2	6	13	5	0
Tor.	1.93	0-0-0	2	4.2	3	1	0	1.93	0-0-0	2	4.2	3	1	0
1st Half	5.40	0-2-0	11	26.2	33	16	1							
2nd Half	—	—	—	—	—	—	—							

Most Strikeouts—4 (May 9 vs. Seattle)

DAN MOROGIELLO

	1983 ERA	W-L-SV	G	IP	H	ER	HR	LIFETIME ERA	W-L-SH	G	IP	H	ER	HR
Total	2.39	0-1-1	22	37.2	39	10	1	3.47	4-4-0	11	57	46	22	6
Bal.	1.00	0-0-1	8	18	15	2	0	1.33	2-0-0	4	27	17	4	2
Away	3.66	0-1-0	14	19.2	24	8	1	5.40	2-4-0	7	30	29	18	4
vs. Bos.	2.25	0-0-0	2	4	4	1	0	.00	0-0-0	1	1.1	0	0	0
Cal.	.00	0-0-0	1	1	2	0	0	2.51	2-0-0	2	14.1	8	4	2
Chi.	.00	0-0-0	1	0.1	1	0	0	10.13	0-1-0	2	5.1	6	6	0
Cle.	.00	0-0-0	1	1.1	2	0	0	7.36	0-1-0	1	3.2	5	3	0
Det.	1.50	0-0-0	4	6	6	1	1	—	—	—	—	—	—	—
K.C.	—	—	—	—	—	—	—	—	—	—	—	—	—	—
Mil.	.00	0-0-0	1	6.2	5	0	0	2.25	1-0-0	2	12	10	3	0
Min.	4.70	0-0-0	3	7.2	9	4	0	—	—	—	—	—	—	—
N.Y.	.00	0-0-0	2	2	1	0	0	—	—	—	—	—	—	—
Oak.	2.70	0-1-1	3	3.1	3	1	0	3.14	1-1-0	2	14.1	13	5	3
Sea.	.00	0-0-0	1	0.1	0	0	0	—	—	—	—	—	—	—
Tex.	—	—	—	—	—	—	—	1.50	0-1-0	1	6	4	1	1
Tor.	5.40	0-0-0	3	5	6	3	0	—	—	—	—	—	—	—
1st Half	3.86	0-0-0	11	18.2	19	8	1	2.25	1-0-0	2	12	10	3	0
2nd Half	.95	0-1-1	11	19	20	2	0	3.80	3-4-0	9	45	36	19	6

Most Strikeouts—2 (four times)

ALLAN RAMIREZ

Most Strikeouts—4 (Aug. 16 at Texas)

BILL SWAGGERTY

	1983 ERA	W-L-SV	G	IP	H	ER	HR	LIFETIME ERA	W-L-SV	G	IP	H	ER	HR
Total	2.91	1-1-0	7	21.2	23	7	1	Mil.	0.00	0-0-0	1	2	1	0	0
Bal.	0.00	0-1-0	2	4	1	0	0	Min.	—	—	—	—	—	—	—
Away		1-0-0	2	7	9	2	0	N.Y.	0.00	0-1-0	2	4	1	0	0
vs. Bos.	2.57	1-0-0	2	7	9	2	0	Oak.	—	—	—	—	—	—	—
Cal.	—	—	—	—	—	—	—	Sea.	—	—	—	—	—	—	—
Chi.	3.00	0-0-0	1	6	7	2	0	Tex.	—	—	—	—	—	—	—
Cle.	—	—	—	—	—	—	—	Tor.	—	—	—	—	—	—	—
Det.	10.12	0-0-0	1	2.2	5	3	1	1st Half	—	—	—	—	—	—	—
K.C.	—	—	—	—	—	—	—	2nd Half	2.91	1-1-0	7	21.2	23	7	1

Most Strikeouts—2 (twice) **Win Streak**—1 **Loss Streak**—1

LEADING OPPOSING PITCHERS—1983

ERA (10 or more innings): 0.00—Darwin, TX (10.1 ip, 0 er); 0.55—Burgmeier, OAK (16-1 ip, 1 er); 1.46—Clancy, TOR (24.2 ip, 4 er); 1.46—Krueger, OAK (12.1 ip, 2 er); 1.69—Hurst, BOS (16 ip, 3 er).
Wins: 3—Gossage, NY; Petry, DET.
Losses: 3—Gibson, MIL; Rawley, N.Y.
Saves: 2—by 6 pitchers.
Games: 6—by 5 pitchers.
Innings: 31.0—Rawley, N.Y.
Complete Games: 2—Dotson, CHI; Morris, DET; Petry, DET; Guidry, N.Y.
Walks: 16—Sutcliffe, CLE; Wilcox, DET.
Strikeouts: 24—Morris, DET.
Home Runs: 6—Morris, DET; 5—Petry, DET; Wilcox, DET; Hough, TX; Rawley, N.Y.

OPPOSING PITCHERS RECORDS

Pitcher	1983 Club	1983 Overall W-L-S	vs. Orioles 1983 G	1983 GS	1983 W-L-S	Career W-L-S	Lifetime Record Amer. Lg. W-L-S	Majors W-L-S
Abbott	Sea.-Det.	7-4-0	3	3	0-1-0	4-6-0	59-79-0	
Acker	Tor.	5-1-1	1	0	0-0-0	0-0-0	5-1-1	
*Agosto	Chi.	2-2-7	1	0	0-0-0			
Alexander	Tor.	7-8-0	1	1	1-0-0	5-4-0	84-85-3	
Anderson, B.	Cle.	1-6-7	3	0	0-1-2	1-2-0	4-10-7	
Aponte	Bos.	5-4-3	1	0	0-0-0	0-0-1	8-6-7	
Armstrong	K.C.	10-7-3	4	0	0-1-0	0-2-1	15-12-9	
Atherton	Oak.	2-5-4	2	0	0-0-0	0-0-0	2-5-4	
*Augustine	Mil.	3-3-2	5	1	0-1-0	4-10-0	55-59-11	
*Bailey	Det.	5-5-0	2	0	0-0-0	0-0-0	6-9-1	
Bair	Det.	7-3-4	3	0	2-0-1	2-0-2	11-9-12	42-34-72
Baker	Oak.	3-3-5	2	1	0-1-0	2-1-0	7-15-5	
*Bannister	Chi.	16-10-0	3	3	2-0-0	5-2-0	56-60-0	67-78-0
Barker	Cle.	8-13-0	1	1	0-1-0	3-8-0	62-55-5	
Barojas	Chi.	3-3-12	5	0	1-0-1	1-0-3	9-9-33	
Beard	Oak.	5-5-10	6	0	1-0-1	4-0-3	16-16-25	
Beattie	Sea.	10-15-0	4	4	2-2-0	3-7-0	35-59-0	
Berenguer	Det.	9-5-1	1	1	1-0-0	1-0-0	9-18-1	12-22-1
Bird	Bos.	1-4-1	1	0	0-0-0			
*Black	K.C.	10-7-0	1	1	1-0-0	0-0-0	14-13-0	
*Blue	K.C.	0-5-0	1	0	0-0-0	10-8-0	137-103-0	191-143-0
Blyleven	Cle.	7-10-0	2	2	1-1-0	11-10-0	142-132-0	176-160-0
Boyd	Bos.	4-8-0	2	2	0-1-0	0-1-0	4-8-0	
Brennan	Cle.	2-2-0	1	1	1-0-0			
Brown, M.	Bos.	6-6-0	1	1	0-1-0	0-1-0		
*Burgmeier	Oak.	6-7-4	6	0	1-0-2	4-3-7	76-55-99	
*Burns	Chi.	10-11-0	1	0	0-0-0	3-3-0	48-37-0	
Butcher	Tex.	6-6-5	3	1	1-0-0	1-0-0	11-16-6	
*Caldwell	Mil.	12-11-0	1	1	0-1-0	3-9-0	96-67-2	131-117-18
Candiotti	Mil.	4-4-0	1	1	0-1-0	0-1-0	4-4-0	
Castillo, B.	Min.	8-12-0	3	3	1-2-0	3-3-0	21-23-0	33-37-18
Castro	K.C.	2-0-0	2	0	0-0-0	2-3-0	31-26-5	
Caudill	Sea.	2-8-26	3	0	1-0-1	3-0-2	14-17-52	20-35-52
Clancy	Tor.	15-11-0	3	3	2-0-0	5-8-0	66-81-0	
*Clark, B.	Sea.	7-10-0	3	0	0-0-0	0-0-0	14-17-2	
Clear	Bos.	4-5-4	3	0	0-0-0	2-1-1	48-33-50	
Cocanower	Mil.	2-0-0	2	2	1-0-0	1-0-0	2-0-0	
Codiroli	Oak.	12-12-1	2	2	1-1-0	1-1-0	13-14-0	
*Conroy	Oak.	7-10-0	4	2	0-2-0	0-2-0	9-12-0	
Corbett	Cal.	1-1-0	—		—	0-3-1	12-22-51	
Creel	K.C.	2-5-0	1	0	0-0-0	0-0-0		
Cruz, V.	Tex.	1-3-5	2	0	0-0-0	2-1-2	17-22-36	18-23-37
*Curtis	Cal.	1-2-5	1	0	0-0-0	2-2-0	27-24-6	88-95-16
Darwin	Tex.	8-13-0	2	1	1-0-0	4-0-0	45-38-15	
Davis, R.	Min.	5-8-30	4	0	0-1-1	4-3-2	35-27-74	
Dotson	Chi.	22-7-0	3	3	0-2-0	5-4-0	56-40-0	
*Easterly	Mil.-Cle.	4-3-4	2	0	0-0-0	0-0-0	7-8-10	15-28-12
Eckersley	Bos.	9-13-0	1	1	0-1-0	9-8-0	120-98-3	
Eichelberger	Cle.	4-11-0	2	0	0-0-0	0-0-0	4-11-0	24-36-0
Erickson	N.Y.	0-1-0	1	0	0-0-0	0-5-0	35-53-1	
*Filson	Min.	4-1-1	2	2	0-0-0	0-1-0	4-3-1	
Fingers	Mil.	—	—		—	8-4-9	78-70-193	112-110-301
*Fontenot	N.Y.	8-2-0	1	1	0-0-0	0-0-0	8-2-0	
Forsch, K.	Cal.	11-12-0	2	2	0-1-0	1-3-0	35-30-0	113-111-0
Frazier	N.Y.	4-4-8	4	0	0-0-1	0-0-1	8-9-12	11-20-15
*Geisel	Tor.	0-3-5	2	0	0-0-0	0-0-0	1-4-5	4-4-5
Gibson	Mil.	3-4-2	5	2	0-3-0	0-3-0	3-4-2	
*Glynn	Cle.	0-2-0	2	0	0-0-0	1-1-1	8-10-4	12-17-12
Goltz	Cal.	0-6-0	2	1	0-0-0	9-6-0	104-90-6	113-109-8
Gossage	N.Y.	13-5-22	5	0	3-0-0	9-5-6	70-62-180	81-73-206
Gott	Tor.	9-14-0	3	3	1-1-0	2-3-0	14-24-0	
*Guidry	N.Y.	21-9-0	2	2	2-0-0	7-6-0	122-51-4	
Gumpert	Det.	0-2-2	3	0	0-1-0	0-1-0	0-2-2	
*Gura	K.C.	11-18-0	3	3	1-2-0	11-7-0	111-78-11	114-85-13
Haas	Mil.	13-3-0	1	1	0-0-0	4-7-0	74-60-2	
*Hassler	Cal.	0-5-4	4	0	0-0-1	3-4-1	39-65-25	43-70-29
*Havens	Min.	5-8-0	—		—	1-0-0	18-28-0	
*Heaton	Cle.	11-7-7	3	3	2-0-0	2-0-0	11-9-7	
*Heimueller	Oak.	3-5-0	2	2	0-1-0	0-1-0	3-5-0	
Henke	Tex.	1-0-1	1	0	0-0-0	0-0-0	2-0-1	
*Hickey	Chi.	1-2-5	1	0	0-0-1	1-2-1	5-8-14	
*Honeycutt	Tex.	14-8-0	1	1	0-0-0	0-5-0	56-72-0	
Hough	Tex.	15-13-0	2	2	0-2-0	0-3-0	37-29-1	84-75-61
Howell	N.Y.	1-5-0	1	1	0-1-0	1-1-0	3-8-0	5-8-0
Hoyt	Chi.	24-10-0	3	3	2-1-0	5-3-0	61-31-10	
Huismann	K.C.	2-1-0	2	0	0-0-0	0-0-0		
*Hurst	Bos.	12-12-0	2	2	1-1-0	1-1-0	19-21-0	
Jackson, R.L.	Tor.	8-3-7	3	0	0-1-0	0-1-1	17-13-20	19-22-20
*John	Cal.	11-13-0	3	3	1-2-0	15-14-0	161-142-3	248-184-14
*Johnson, J.H.	Bos.	3-2-1	3	0	0-0-0	0-3-0	23-29-5	
Jones, J.	Oak.	1-1-0	1	0	0-0-0	1-2-0	9-6-8	
*Jones, A.	Chi.	0-0-0	1	0	0-0-0	0-0-0	0-0-0	
Jones, O.	Tex.	3-6-10	4	0	0-2-1	1-3-1	6-17-10	15-29-10
Kaufman	N.Y.	0-0-0	1	0	0-0-0	0-0-0	1-0-0	
Keough	Oak.	5-7-0	2	0	0-0-0	1-8-0	53-79-0	
Kern	Chi.	0-0-0	—		—	3-6-7	48-49-86	51-54-88
Kison	Cal.	11-5-2	1	1	0-0-0	2-1-0	25-17-3	106-80-9
*Koosman	Chi.	11-7-2	3	1	0-1-0	0-6-0	62-53-12	202-190-17
*Krueger	Oak.	7-6-0	2	2	1-1-0	1-1-0	7-6-0	
Ladd	Mil.	3-4-25	3	0	0-1-1	0-1-1	4-7-28	
Lamp	Chi.	7-7-15	5	1	0-3-1	0-3-2	25-21-20	53-62-20
Langford	Oak.	0-4-0	1	1	0-0-0	6-9-0	69-90-0	69-91-0
Leal	Tor.	13-12-0	2	2	1-1-0	2-6-0	35-44-1	

OPPOSING PITCHERS RECORDS

Pitcher	1983 Club	1983 Overall W-L-S	vs. Orioles 1983 G	1983 GS	1983 W-L-S	Career W-L-S	Lifetime Record Amer. Lg. W-L-S	Majors W-L-S
Leonard	K.C.	6-3-0	2	2	0-1-0	7-8-0	136-93-1	
Lopez	Det.	9-8-18	2	0	0-0-0	4-0-0	44-24-66	
Lysander	Min.	5-12-3	3	0	0-1-0	0-1-0	5-12-3	
*Martin, J.	Det.	0-0-1	1	0	0-0-0	0-0-0	0-0-1	17-14-1
*Matlack	Tex.	2-4-0	3	1	0-0-0	3-2-0	43-45-3	125-126-3
*May, R.	N.Y.	1-5-0	1	0	0-0-0	3-15-0	134-143-2	152-156-12
McCatty	Oak.	6-9-5	3	1	0-1-0	4-3-0	51-45-5	
*McClure	Mil.	9-9-0	1	0	0-0-0	2-2-0	36-33-30	
McLaughlin, J.	Tor.	7-4-9	6	0	0-2-2	2-3-2	22-24-31	
McLaughlin, B.	Cal.	2-4-0	1	1	0-1-0	1-3-1	16-25-16	
Moffitt	Tor.	6-2-10	3	0	0-0-0	0-0-0	6-2-10	43-52-96
Montefusco	N.Y.	5-0-0	2	2	1-0-0	1-0-0	5-0-0	85-80-1
Moore	Sea.	6-8-0	—		—	1-2-0	13-22-0	
Morgan	Tor.	0-3-0	3	1	0-1-0	0-7-0	9-27-0	
Morris	Det.	20-13-0	3	3	1-2-0	6-6-0	88-64-0	
Murray, D.	N.Y.	2-4-1	3	0	0-0-0	0-0-0	11-11-12	52-48-60
Nelson	Sea.	0-3-0	—		—	2-2-0	9-13-0	
Nipper	Bos.	1-1-0	2	1	0-1-0	0-1-0	1-1-0	
Norris	Oak.	4-5-0	1	1	0-1-0	3-4-0	57-59-0	
Nunez	Sea.	0-4-0	1	1	0-1-0	0-1-0	1-6-0	
*O'Connor	Min.	2-3-0	4	0	0-0-0	0-3-0	13-14-0	
*Ojeda	Bos.	12-7-0	3	3	2-1-0	3-2-0	23-16-0	
Perry	Sea.-K.C.	7-14-0	4	4	0-3-0	13-19-0	139-130-0	314-265
Petry	Det.	19-11-0	4	4	3-1-0	6-6-0	60-43-0	
Porter	Mil.	7-9-0	2	2	0-1-0	0-1-0	7-9-0	
Quisenberry	K.C.	5-3-45	5	0	0-1-2	1-2-8	30-23-136	
Rasmussen	K.C.	3-6-0	2	2	0-2-0	0-2-0		
*Rawley	N.Y.	14-14-1	4	4	0-3-0	1-6-2	45-55-40	
Renko	K.C.	6-11-1	1	1	1-0-0	6-3-0	56-51-2	134-146-6
*Righetti	N.Y.	14-8-0	2	2	1-1-0	3-3-0	33-23-1	
Rozema	Det.	8-3-2	2	1	0-0-0	1-3-0	50-40-10	
*Rucker	Det.	1-2-0	—		—	2-0-0	6-8-0	
Sanchez	Cal.	10-8-7	3	0	2-0-1	2-0-1	17-14-9	
Schmidt	Tex.	3-3-2	4	0	0-1-0	0-3-0	7-10-9	
Schrom	Tex.	15-8-0	4	4	2-2-0			
*Shirley	N.Y.	5-8-0	1	1	0-0-0			
Slaton	Mil.	14-6-5	4	0	1-0-0	10-11-0	134-132-11	
Smithson	Tex.	10-14-0	4	4	1-2-0	1-3-0	13-18-0	
Sorensen	Cle.	12-11-0	3	3	1-2-0	7-7-0	74-72-2	
Spillner	Cle.	2-9-8	5	0	0-0-2	2-2-4	46-40-40	70-81-47
*Splittorff	K.C.	13-8-0	1	1	1-0-0	10-7-0	165-140-1	
Stanley	Bos.	8-10-33	6	0	1-1-2	7-5-6	79-54-75	
Stanton	Sea.	2-3-7	4	0	0-0-0	0-1-0	8-15-21	
Steirer	Cal.	3-2-0	1	0	0-0-0	0-0-0	4-2-0	
Stieb	Tor.	17-12-0	3	3	1-1-0	2-7-0	65-59-0	
Stoddard, B.	Sea.	9-17-0	2	1	1-0-0	1-0-0	14-21-0	
Sutcliffe	Cle.	17-11-0	3	3	2-1-0	5-1-0	31-19-1	53-40-6
Sutton	Mil.	8-13-0	2	2	0-1-0	2-1-0	12-14-0	266-206-5
*Tanana	Tex.	7-9-0	4	2	0-1-0	11-8-0	120-115-0	
Tellmann	Mil.	9-4-8	5	0	0-2-0	0-2-0	9-4-8	12-4-9
Thomas	Sea.	3-1-1	5	0	0-0-0	0-0-0	3-1-1	9-9-1
Tidrow	Chi.	2-4-7	4	0	0-0-0	7-7-4	72-71-29	100-94-54
Tobik	Tex.	2-1-9	2	0	0-1-0	2-3-0	12-17-22	
*Travers	Cal.	0-3-0	1	0	0-0-0	2-5-0	65-71-0	
*Tudor	Bos.	13-12-0	3	3	1-1-0	5-2-0	39-32-1	
*Tufts	K.C.	0-0-0	1	0	0-0-0	0-0-0	2-0-0	2-0-0
Ujdur	Det.	0-4-0	—		—	1-1-0	11-14-0	
*Underwood, P.	Det.	0-0-0	—		—	0-1-0	13-18-8	
*Underwood, T.	Oak.	9-7-4	4	0	0-0-0	6-6-0	51-58-14	85-87-17
*Vande Berg	Sea.	2-4-5	6	0	0-0-1	0-0-2	11-8-10	
*Viola	Min.	7-15-0	2	2	1-1-0	1-1-0	11-25-0	
Vuckovich	Mil.	0-2-0	—		—	4-3-0	46-24-8	85-55-10
*Waits	Cle.-Mil.	0-3-0	5	1	0-0-0	6-8-0	74-86-4	
Walters	Min.	1-1-2	2	0	0-0-0	0-0-0	1-1-2	
*Whitehouse	Min.	7-1-2	2	0	0-0-0	0-0-0	8-2-2	
Wilcox	Det.	11-10-0	3	3	1-1-0	3-11-0	96-91-4	101-94-5
Williams, A.	Min.	11-14-1	2	1	0-1-0	0-2-0	32-33-2	
Witt	Cal.	7-14-5	5	1	1-1-0	2-3-0	23-29-5	
*Wortham	Oak.	0-0-0	1	0	0-0-0	2-1-0	21-23	
*Young, M.	Sea.	11-15-0	2	2	0-2-0	0-2-0	11-15-0	
*Zahn	Cal.	9-11-0	3	3	1-2-0	2-10-0	90-83-0	96-97-1

NOTE: Pitchers Records vs. Orioles do not include Post Season Play.

*—Lefthanded Pitchers

LEADING OPPOSING HITTERS—1983

(20 or more at bats)

Batting (20 or more ab): .455 (15-35), Carew, Cal—.438 (21-48), Herndon, Det—.435 (10-23), Nichols, Bos—.433 (13-30), Tabler, Cle—.409 (18-24), Henderson, Oak
Hits: 21—Herndon, Det . . . 19—Whitaker, Det
Runs: 12—Herndon, Det
Doubles: 7—Fisk, Chi
Triples: 2—Brunansky, Carew, Mitchell, Moseby, Yount
Home Runs: 5—C. Johnson, Tor . . . 4—Herndon, Det
RBI: 12—Herndon, Det . . . 11—Lemon, Det
Walks: 10—Thornton, Cle . . . 9—R. Henderson, Oak
Strikeouts: 13—Hostetler, Tex & Kittle, Chi
Stolen Bases: 8—R. Henderson, Oak . . . 7—J. Cruz, Sea-Chi†
Caught Stealing: 3—R. Henderson, Oak
Slugging: .923—C. Johnson, Tor . . . 700—Herndon, Det
On Base: .518 (29-56), Herndon, Det—.509 (27-53), R. Henderson, Oak
†Includes 2 in ALCS.

OPPOSING BATTERS RECORDS—1983

Player	1983 Club	Pct.	AB	H	HR	RBI
*Aikens	K.C.	.160	25	4	1	2
Allen, J.	Sea.	.235	34	8	1	3
Allenson	Bos.	.273	22	6	0	2
Almon	Oak.	.279	43	12	0	4
Anderson, J.	Tex.	.167	6	1	0	0
Armas	Bos.	.091	33	3	1	3
*Baines	Chi.	.256	43	11	2	7
ALCS		.125	16	2	0	0
Balboni	N.Y.	.125	8	1	0	0
§Bando	Cle.	.300	10	3	0	1
Bannister, A.	Cle.	.333	33	11	0	3
Barfield	Tor.	.400	30	12	3	5
Baylor	N.Y.	.381	42	16	1	3
Bell, B.	Tex.	.245	53	13	1	4
Beniquez	Cal.	.529	17	9	0	2
§Bernazard	Chi.-Sea.	.111	36	4	1	3
*Biittner	Tex.	.182	11	2	0	2
*Boggs	Bos.	.288	52	15	0	2
Bonnell	Tor.	.353	34	12	1	3
Boone	Cal.	.265	34	9	1	7
*Brett	K.C.	.174	46	8	1	3
Brookens	Det.	.233	30	7	1	5
Brouhard	Mil.	.343	35	12	3	5
§Brown, D.	Min.	.286	35	10	0	2
Brown, M.	Cal.	.250	12	3	1	2
Brunansky	Min.	.227	44	10	3	8
Burleson	Cal.	.333	12	4	0	2
Burroughs	Oak.	.242	33	8	1	3
*Bush	Min.	.357	14	5	0	3
Cabell	Det.	.405	42	17	2	7
Campaneris	N.Y.	.111	9	1	0	0
*Carew	Cal.	.455	33	15	0	5
§Castillo, Man.	Sea.	.167	6	1	0	0
Castillo, Mar.	Det.	.154	13	2	0	1
Castino	Min.	.222	45	10	1	3
Cerone	N.Y.	.167	6	1	0	1
Cias	Oak.	.250	4	1	0	0
Clark	Cal.	.233	30	7	1	5
§Collins	Tor.	.222	18	4	0	0
Concepcion	K.C.	.250	8	2	0	1
*Cooper	Mil.	.185	54	10	0	4
Cowens	Sea.	.214	28	6	1	3
§Cruz. J.	Sea.-Chi.	.275	40	11	0	2
ALCS		.333	12	4	0	0
*Davis, M.	Oak.	.133	15	2	0	1
Davis, B.	K.C.	.333	6	2	0	1
Dayett	N.Y.	.200	5	1	0	0
DeCinces	Cal.	.389	18	7	2	6
Dent	Tex.	.355	31	11	0	5
§Dilone	Cle.	.222	9	2	0	1
Downing	Cal.	.273	44	12	2	6
Dybzinski	Chi.	.000	3	0	0	0
ALCS		.250	4	1	0	0
*Edwards, Mar.	Mil.	.286	7	2	0	1
Engle	Min.	.209	43	9	1	3
Essian	Cle.	.417	12	5	1	3
Evans	Bos.	.242	33	8	2	7
Faedo	Min.	.222	9	2	0	2
Fischlin	Cle.	.250	16	4	0	1
Fisk	Chi.	.378	37	14	0	5
ALCS		.176	17	3	0	0
Fletcher	Chi.	.273	33	9	0	3
ALCS		.000	7	0	0	0
Foli	Cal.	.316	38	12	0	3
Franco	Cle.	.229	48	11	1	7
Gaetti	Min.	.286	42	12	1	6
*Gamble	N.Y.	.100	20	2	1	3
*Gantner	Mil.	.250	48	12	2	10
Garcia	Tor.	.194	36	7	0	1
*Gedman	Bos.	.200	10	1	0	0
*Gibson	Det.	.182	33	6	0	1
Grich	Cal.	.273	33	9	1	4
*Griffey	N.Y.	.250	28	7	1	2
§Griffin	Tor.	.225	40	9	0	2
*Gross	Oak.	.111	18	2	1	1
*Grubb	Det.	.250	4	1	1	1
§Hairston	Chi.	.333	3	1	0	0
ALCS		.000	3	0	0	0
*Hancock	Oak.	.381	21	8	1	1
*Hargrove	Cle.	.188	16	3	0	0
Harrah	Cle.	.205	39	8	0	1
*Hassey	Cle.	.346	26	9	0	4
Hatcher	Min.	.314	35	11	0	3
Heath	Oak.	.111	18	2	0	1
Henderson, R.	Oak.	.409	44	18	1	2
Henderson, D.	Sea.	.268	41	11	1	2
Henderson, S.	Sea.	.273	33	9	0	4
Herndon	Det.	.438	48	21	4	12
Hill, M.	Chi.	.455	11	5	0	1
Hoffman	Bos.	.333	27	9	0	4
Hostetler	Tex.	.231	26	6	2	3
*Howell	Mil.	.333	12	4	0	0
*Hrbek	Min.	.256	43	11	1	6
Iorg, G.	Tor.	.229	35	8	0	3
*Jackson, Reg.	Cal.	.069	29	2	1	3
Jackson, Ron	Cal.	.238	21	5	0	0
*James	Mil.	.111	9	1	0	1
Johnson, C.	Tor.	.269	26	7	5	5
Johnson, B.	Tex.	.333	3	1	0	0
Jurak	Bos.	.286	21	6	0	3
Kearney	Oak.	.412	17	7	1	2
*Kemp	N.Y.	.308	13	4	0	1
Kittle	Chi.	.306	36	11	2	9
ALCS		.286	7	2	0	0
*Krenchicki	Det.	.250	16	4	0	1
Kuntz	Chi.-Min.	.250	12	3	0	0
*Laga	Det.	.400	5	2	0	1
Lansford	Oak.	.345	29	10	2	8
*Law, R.	Chi.	.056	36	2	0	1
ALCS		.389	18	7	0	0
Law, V.	Chi.	.182	33	6	0	3
ALCS		.182	11	2	0	1
*Leach	Det.	.333	15	5	3	5
Lemon	Det.	.180	50	9	3	11
Lopes	Oak.	.256	43	11	2	2
Lobratich	Cal.	.286	14	4	0	0
Luzinski	Chi.	.250	40	10	3	5
ALCS		.133	15	2	0	0
*Lynn	Cal.	.323	31	10	1	4
Maler	Sea.	.250	16	4	0	0
*Manning	Cle.-Mil.	.219	64	14	1	2
Martin	K.C.	.286	7	2	1	1
Martinez, B.	Tor.	.176	17	3	1	5
*Mattingly	N.Y.	.179	39	7	0	4
*McBride	Cle.	.143	28	4	0	1
McRae	K.C.	.364	44	16	2	8
§Meacham	N.Y.	.071	14	1	0	0
Mercado	Sea.	.158	19	3	0	0
§Milbourne	N.Y.	.286	7	2	0	0
*Miller	Bos.	.222	27	6	0	0
*Mitchell	Min.	.263	19	5	0	4
Molitor	Mil.	.217	60	13	1	2
Money	Mil.	.000	5	0	0	0
Moore, C.	Mil.	.278	36	10	0	3
Moore, K.	Oak.	.211	19	4	1	4
*Moreno	N.Y.	.161	31	5	1	5
*Moseby	Tor.	.349	43	15	0	10
§Moses	Sea.	.231	13	3	0	0
*Mulliniks	Tor.	.226	31	7	0	3
*Murphy	Oak.	.238	42	10	3	4
*Nelson, R.	Sea.	.125	16	2	0	0
*Nettles	N.Y.	.351	37	13	3	10
Newman	Bos.	.167	6	1	0	0
Nichols	Bos.	.435	23	10	2	4
§Nixon	N.Y.	.091	11	1	0	0
*O'Brien	Tex.	.140	43	6	1	6
*Oglivie	Mil.	.231	13	3	0	2
*Orta	Tor.	.130	23	3	0	2
Otis	K.C.	.205	39	8	1	4
Owen	Sea.	.308	26	8	0	1
Paciorek	Chi.	.400	35	14	1	9
ALCS		.250	16	4	0	1
Parrish, Lan	Det.	.320	50	16	2	10
Parrish, Lar	Tex.	.216	37	8	0	1
*Perkins	Cle.	.278	18	5	0	3
§Peters	Oak.	.321	28	9	0	5
*Phelps	Sea.	.429	7	3	0	3
§Phillips	Oak.	.286	21	6	0	1
Piniella	N.Y.	.364	11	4	0	1
*Powell	Tor.	.222	9	2	0	1
*Putnam	Sea.	.273	33	9	1	3
Ramos	Sea.	.250	4	1	0	0
Randolph	N.Y.	.345	29	10	0	0
Ready	Mil.	.286	7	2	0	1
*Remy	Bos.	.293	58	17	0	5
Rice	Bos.	.309	55	17	3	7
Richardt	Tex.	.067	15	1	0	2
*Rivers	Tex.	.292	24	7	0	1
Roberts	K.C.	.143	21	3	2	3
Robertson	N.Y.	.278	18	5	0	2
Romero	Mil.	.667	3	2	0	1
Sample	Tex.	.300	50	15	2	8
Schroeder	Mil.	.400	5	2	0	0
*Sconiers	Cal.	.353	17	6	0	5
*Sheridan	K.C.	.276	29	8	1	3
*Simmons	Mil.	.321	53	17	0	10
*Simpson	K.C.	.111	9	1	0	1
Slaught	K.C.	.529	17	9	0	0
§Smalley	N.Y.	.262	42	11	1	4
Squires	Chi.	.222	9	2	0	0
ALCS		.000	4	0	0	0
Stapleton	Bos.	.227	44	10	0	2
Stegman	Chi.	.250	8	2	0	1
Stein	Tex.	.235	17	4	0	0
Sundberg	Tex.	.405	37	15	0	5
§Sweet	Sea.	.250	20	5	1	4
Tabler	Cle.	.433	30	13	0	1
Teufel	Min.	.200	5	1	0	0
Thomas	Mil.-Cle.	.231	26	6	0	1
Thornton	Cle.	.273	44	12	1	9
§Tolleson	Tex.	.323	31	10	1	1
Trammell	Det.	.296	27	8	0	3
Trillo	Cle.	.167	24	4	0	0
*Upshaw	Tor.	.280	50	14	1	5
Velez	Cle.	.111	9	1	0	1
*Vukovich	Cle.	.231	26	6	1	10
*Walker	Chi.	.278	18	5	0	1
ALCS		.333	3	1	0	0
Ward	Min.	.256	39	10	2	4
Washington, R.	Min.	.382	34	13	0	6
Washington, U.	K.C.	.275	40	11	1	6
Wathan	K.C.	.229	35	8	0	2
*Whitaker	Det.	.352	54	19	1	9
White, F.	K.C.	.227	44	10	1	4
*Whitt	Tor.	.192	26	5	2	4
*Wilfong	Cal.	.273	11	3	0	1
Wilson, G.	Det.	.333	42	14	1	10
§Wilson, W.	K.C.	.281	32	9	0	1
Winfield	N.Y.	.184	49	9	0	2
Wockenfuss	Det.	.182	22	4	1	5
§Wright, G.	Tex.	.360	50	18	0	7
§Wynegar	N.Y.	.267	30	8	2	7
*Yastrzemski	Bos.	.243	37	9	0	2
Yost	Mil.	.105	19	2	1	2
Yount	Mil.	.340	53	18	1	6
Zisk	Sea.	.320	25	8	1	1

OPPOSING BATTERS RECORDS—1983

*Lefthanded batter §Switch-hitter

OPPOSING BATTERS WHO WENT HITLESS vs. O's—1983

Player	Club	AB
Adams	Min.	8
Allen, R.	Sea.	4
Brant	Oak.	1
*Culmer	Cle.	5
Edler	Sea.	10
Espino	N.Y.	7
Ferguson	Cal.	1
Gray	Chi.	5
*Jones, B.	Tex.	7
Jones, L.	Det.	4
Laudner	Min.	4
*Meyer	Oak.	5
Money	Mil.	5
O'Berry	Cal.	5
Picciolo	Mil.	2
Pryor	K.C.	3
Ulliger	Min.	2
Valentine	Cal.	8
§Walker, C.	Bos.	1

NOTE: Anyone not listed above did not bat officially vs. O's in '83.
*—Lefthanded Batter §—Switch-hitter

1983 OPPOSING CLUB BATTING vs. ORIOLES

Club	Avg.	AB	R	H	HR	R/GM	GMS
BOSTON	.265	449	41	119	8	3.15	13
CALIFORNIA	.281	416	59	117	10	4.92	12
CHICAGO	.261	398	50	104	9	4.17	12
ALCS	.211	133	3	28	0	0.75	4
CLEVELAND	.254	437	48	111	4	3.69	13
DETROIT	.297	455	85	135	19	6.54	13
KANSAS CITY	.249	405	44	101	12	3.67	12
MILWAUKEE	.257	467	55	120	9	4.23	13
MINNESOTA	.263	418	52	110	9	4.33	12
NEW YORK	.239	456	48	109	10	3.69	13
OAKLAND	.274	401	41	110	13	3.42	12
SEATTLE	.228	390	30	89	7	2.50	12
TEXAS	.268	441	47	118	7	3.92	12
TORONTO	.258	418	52	108	13	4.00	13
Totals*	.261	5551	652	1451	130	4.02	162

*—Totals do not include ALCS

LIFETIME HOME RUN LEADERS VS. ORIOLES

1. 70‡—Harmon Killebrew ('54-'75)
2. 44—Mickey Mantle ('54-'68)
3. T 40‡—Reggie Jackson ('67-)
3. T 40—Al Kaline ('54-'74)
5. 39—Rocky Colavito ('55-'68)
6. 35—Frank Howard ('65-'73)
7. 33—Carl Yastrzemski ('61-'83)
8. 30—Graig Nettles ('67-)
9. T 29—Roy Sievers ('54-'65)
9. T 29—Norm Cash ('58-'75)

‡—Includes 2 HR in ALCS competition.

ORIOLES 1983 TEAM BATTING

	G	Avg.	AB	R	H	HR	R/GM
Season (98-64)*	162	.269	5546	799	1492	168	4.93
Balto. (50-31)	81	.269	2678	389	720	79	4.80
Road (48-33)	81	.269	2868	410	772	89	5.06
vs. Boston (8-5)	13	.282	447	63	126	11	4.85
California (7-5)	12	.317	429	71	136	11	5.92
Chicago (7-5)	12	.262	408	57	107	14	4.75
ALCS (3-1)	4	.217	129	19	28	3	4.75
Cleveland (6-7)	13	.245	432	59	106	9	4.54
Detroit (5-8)	13	.245	425	52	104	20	4.00
Kansas City (8-4)	12	.271	406	61	110	12	5.08
Milwaukee (11-2)	13	.310	464	80	144	14	6.15
Minnesota (8-4)	12	.298	419	72	125	18	6.00
New York (6-7)	13	.234	457	45	107	8	3.46
Oakland (8-4)	12	.271	399	63	108	15	5.25
Seattle (8-4)	12	.271	406	62	110	9	5.17
Texas (9-3)	12	.273	436	63	119	12	5.25
Toronto (7-6)	13	.215	419	51	90	15	3.92

*Regular Season only—Totals do not include ALCS

ORIOLES RETIRED NUMBERS

No.	Player	Year Retired
5	Brooks Robinson	1977
20	Frank Robinson	1971
4	Earl Weaver (Mgr.)	1982

1984p32-33

ORIOLES 1983 INDIVIDUAL BATTING

	AYALA					BUMBRY					CRUZ				
	Avg.	AB	H	HR	RBI	Avg.	AB	H	HR	RBI	Avg.	AB	H	HR	RBI
Season	.221	104	23	4	13	.275	378	104	3	31	.199	437	87	10	48
Home	.306	62	19	4	11	.315	197	62	2	22	.167	114	19	0	6
Road	.095	42	4	0	2	.232	181	42	1	9	.211	323	68	10	42
vs. Bos.	.154	13	2	0	2	.250	20	5	0	1	.172	29	5	1	4
Cal.	.231	13	3	1	4	.321	28	9	1	6	.265	34	9	0	2
Chi.	.200	5	1	0	0	.154	26	4	0	1	.077	13	1	0	0
Cle.	.200	10	2	0	2	.212	33	7	0	1	.152	33	5	0	2
Det.	.500	2	1	0	0	.250	36	9	1	2	.100	40	4	2	8
KC	.250	8	2	0	0	.350	20	7	0	1	.206	34	7	0	2
Mil.	.143	7	1	1	1	.486	37	18	0	6	.200	30	6	1	3
Min.	.000	5	0	0	0	.357	28	10	0	4	.205	44	9	0	3
N.Y.	.190	21	4	0	0	.000	11	0	0	0	.242	33	8	2	6
Oak.	.182	11	2	1	1	.250	24	6	0	1	.327	49	16	1	3
Sea.	.400	5	2	0	1	.268	41	11	0	3	.158	19	3	0	3
Tex.	.667	3	2	1	1	.303	33	10	0	1	.189	37	7	1	3
Tor.	1.000	1	1	0	1	.195	41	8	1	4	.182	22	4	1	4
East	.204	54	11	1	6	.264	178	47	2	14	.169	207	35	8	32
West	.240	50	12	3	7	.285	200	57	1	17	.226	230	52	2	16
1st Half	.189	53	10	2	4	.270	178	48	3	15	.191	225	43	8	27
2nd Half	.255	51	13	2	9	.280	200	56	0	16	.208	212	44	2	21
vs Left	.229	96	22	4	13	.154	13	2	0	3	.190	179	34	2	12
vs Right	.125	8	1	0	0	.279	365	102	3	28	.205	258	53	8	36
Pinch Hitter	.286	14	4	0	1	.250	12	3	0	2	.400	5	2	0	0
Des. Hitter	.192	26	5	1	1	.167	6	1	0	0	—	—	—	—	—
Longest Hit Streak	5					8					4				

*Cruz 1983 record vs. Baltimore: Aug.—.150, AB-20, H-3, HR-1, RBI-5

	DAUER					DEMPSEY					DWYER				
	Avg.	AB	H	HR	RBI	Avg.	AB	H	HR	RBI	Avg.	AB	H	HR	RBI
Season	.235	459	108	5	41	.231	347	80	4	32	.286	196	56	8	38
Home	.252	226	57	2	18	.221	163	36	3	14	.330	103	34	3	21
Road	.219	233	51	3	23	.239	184	44	1	18	.237	93	22	5	17
vs. Bos.	.217	23	5	0	1	.207	29	6	1	3	.286	14	4	0	4
Cal.	.405	42	17	0	4	.200	25	5	0	1	.429	14	6	1	7
Chi.	.174	23	4	1	5	.261	23	6	1	5	.333	15	5	0	1
Cle.	.182	44	8	0	5	.235	17	4	1	3	.259	27	7	1	3
Det.	.273	33	9	1	3	.304	23	7	0	1	.269	26	7	2	4
KC	.222	36	8	0	5	.162	37	6	0	4	.143	7	1	1	2
Mil.	.316	38	12	1	5	.227	22	5	0	3	.235	17	4	1	4
Min.	.290	31	9	1	1	.353	17	6	0	2	.250	4	1	0	0
N.Y.	.222	36	8	0	2	.306	36	11	0	4	.143	14	2	0	2
Oak.	.205	39	8	0	5	.267	30	8	1	1	.500	10	5	1	5
Sea.	.209	43	9	0	1	.182	22	4	0	1	.364	11	4	0	3
Tex.	.139	36	5	1	2	.237	38	9	0	4	.188	16	3	0	1
Tor.	.171	35	6	0	2	.107	28	3	0	0	.333	21	7	1	2
East	.230	209	48	2	18	.231	156	36	2	14	.261	119	31	5	19
West	.240	250	60	3	23	.230	191	44	2	18	.325	77	25	3	19
1st Half	.205	224	46	3	19	.243	173	42	2	13	.257	70	18	4	7
2nd Half	.264	235	62	2	22	.218	174	38	2	19	.302	126	38	4	31
vs Left	.258	163	42	2	10	.221	163	36	2	10	.500	6	3	0	1
vs Right	.223	296	66	3	31	.239	184	44	2	22	.279	190	53	8	37
Pinch Hitter	.000	0	0	0	1	.000	7	0	0	0	.242	33	8	1	9
Des. Hitter	—	—	—	—	—	—	—	—	—	—	.294	17	5	1	4
Longest Hit Streak	7					5					8				

	FORD					GROSS*					HERNANDEZ				
	Avg.	AB	H	HR	RBI	Avg.	AB	H	HR	RBI	Avg.	AB	H	HR	RBI
Season	.280	407	114	9	55	.233	339	79	12	44	.246	203	50	6	26
Home	.300	180	54	3	26	.063	16	1	1	1	.253	95	24	5	19
Road	.264	227	60	6	29	.241	323	78	11	43	.241	108	26	1	7
vs. Bos.	.192	26	5	0	2	.238	21	5	1	5	.211	19	4	0	3
Cal.	.333	30	10	0	6	.375	16	6	0	2	.400	20	8	0	2
Chi.	.389	36	14	1	5	.368	38	14	4	7	.235	17	4	2	4
Cle.	.324	37	12	0	3	.250	20	5	1	3	.278	18	5	1	2
Det.	.300	10	3	0	0	.114	35	4	0	3	.000	4	0	0	0
KC	.298	47	14	0	5	.115	26	3	0	2	.136	22	3	0	1
Mil.	.179	28	5	0	3	.273	33	9	1	6	.400	20	8	1	4
Min.	.213	47	10	1	9	.188	16	3	1	2	.600	5	3	0	1
N.Y.	.267	15	4	0	0	.200	20	4	0	0	.333	3	1	0	0
Oak.	.267	30	8	1	6	—	—	—	—	—	.176	17	3	0	1
Sea.	.433	30	13	4	6	.286	28	8	1	4	.211	19	4	0	2
Tex.	.224	49	11	0	5	.200	35	7	0	6	.217	23	5	1	3
Tor.	.227	22	5	2	5	.273	33	9	2	3	.125	16	2	1	3
East	.246	138	34	2	13	.211	180	38	6	21	.250	80	20	3	12
West	.297	269	80	7	42	.258	159	41	6	23	.244	123	30	3	14
1st Half	.281	217	61	5	31	.250	204	51	9	30	.246	203	50	6	26
2nd Half	.279	190	53	4	24	.207	135	28	3	14	—	—	—	—	—
vs Left	.287	150	43	4	20	.186	86	16	1	6	.333	69	23	2	8
vs Right	.276	257	71	5	35	.249	253	63	11	38	.201	134	27	4	18
Pinch Hitter	.500	2	1	0	1	.375	8	3	0	0	—	—	—	—	—
Des. Hitter	—	—	—	—	—	1.000	1	1	0	0	—	—	—	—	—
Longest Hit Streak	8					4					8				

*Gross 1983 record vs. Baltimore: Avg.-.111, AB-18, H-2, HR-1, RBI-1.

	LANDRUM					LOWENSTEIN					MURRAY				
	Avg.	AB	H	HR	RBI	Avg.	AB	H	HR	RBI	Avg.	AB	H	HR	RBI
Season	.310	42	13	1	4	.281	310	87	15	60	.306	582	178	33	111
Home	.286	21	6	0	3	.244	160	39	7	24	.305	272	83	16	56
Road	.333	21	7	1	1	.320	150	48	8	36	.306	310	95	17	55
vs. Bos.	.500	10	5	0	0	.200	20	4	1	4	.392	51	20	4	9
Cal.	—	—	—	—	—	.250	20	5	1	2	.326	46	15	3	10
Chi.	—	—	—	—	—	.458	24	11	0	2	.250	40	10	0	5
Cle.	—	—	—	—	—	.069	29	2	0	4	.457	35	16	2	10
Det.	.167	6	1	0	0	.250	40	10	3	8	.354	48	17	6	12
KC	—	—	—	—	—	.625	24	15	0	5	.286	42	12	3	9
Mil.	.222	9	2	0	1	.292	24	7	1	3	.255	47	12	2	11
Min.	.286	7	2	1	1	.304	23	7	1	4	.320	50	16	3	10
N.Y.	.300	10	3	0	2	.400	5	2	1	4	.286	42	12	1	3
Oak.	—	—	—	—	—	.429	7	3	0	4	.341	41	14	4	7
Sea.	—	—	—	—	—	.261	23	6	1	2	.234	47	11	0	4
Tex.	—	—	—	—	—	.348	23	8	4	11	.255	47	12	2	11
Tor.	.000	0	0	0	0	.146	48	7	2	7	.239	46	11	3	10
East	.314	35	11	0	3	.193	166	32	8	30	.327	269	88	18	55
West	.286	7	2	1	1	.382	144	55	7	30	.288	313	90	15	56
1st Half	—	—	—	—	—	.278	158	44	8	32	.308	286	88	13	48
2nd Half	.310	42	13	1	4	.283	152	43	7	28	.304	296	90	20	63
vs Left	.304	23	7	1	2	.000	1	0	0	0	.289	204	59	12	31
vs Right	.316	19	6	0	2	.282	309	87	15	60	.315	378	119	21	80
Pinch Hitter	.167	6	1	0	0	.267	15	4	1	8	.000	2	0	0	0
Des. Hitter	—	—	—	—	—	.250	4	1	0	0	.333	6	2	1	2
Longest Hit Streak	8					8					8				

	NOLAN					RIPKEN					ROENICKE				
	Avg.	AB	H	HR	RBI	Avg.	AB	H	HR	RBI	Avg.	AB	H	HR	RBI
Season	.277	184	51	5	24	.318	663	211	27	102	.260	323	84	19	64
Home	.291	86	25	2	10	.315	321	101	12	50	.254	169	43	10	34
Road	.265	98	26	3	14	.322	342	110	15	52	.266	154	41	9	30
vs. Bos.	.286	14	4	0	2	.288	59	17	1	5	.242	33	8	3	9
Cal.	.294	17	5	0	1	.340	50	17	2	10	.367	30	11	1	4
Chi.	.176	17	3	0	1	.300	50	15	2	5	.273	22	6	4	12
Cle.	.375	24	9	1	7	.216	51	11	0	2	.316	19	6	1	2
Det.	.286	14	4	1	2	.275	51	14	4	7	.059	17	1	0	1
KC	.333	3	1	0	1	.313	48	15	2	8	.200	20	4	3	4
Mil.	.381	21	8	1	3	.466	58	27	3	15	.233	30	7	1	3
Min.	.292	24	7	1	2	.367	49	18	5	13	.550	20	11	2	6
N.Y.	.111	9	1	0	1	.288	52	15	1	6	.245	49	12	3	11
Oak.	.000	8	0	0	0	.292	48	14	4	11	.138	29	4	0	4
Sea.	.333	12	4	1	3	.300	50	15	1	11	.238	21	5	0	3
Tex.	.286	7	2	0	1	.373	51	19	0	6	.300	20	6	1	4
Tor.	.214	14	3	0	0	.304	46	14	2	3	.231	13	3	0	1
East	.302	96	29	3	15	.309	317	98	11	38	.230	161	37	8	27
West	.250	88	22	2	9	.327	346	113	16	64	.290	162	47	11	37
1st Half	.294	68	20	1	5	.278	302	84	13	46	.272	151	41	9	33
2nd Half	.267	116	31	4	19	.352	361	127	14	56	.250	172	43	10	31
vs Left	.333	15	5	1	1	.311	219	68	8	31	.285	207	59	18	48
vs Right	.272	169	46	4	23	.322	444	143	19	71	.216	116	25	1	16
Pinch Hitter	.167	12	2	0	1	—	—	—	—	—	.211	38	8	1	6
Des. Hitter	—	—	—	—	—	—	—	—	—	—	.000	4	0	0	0
Longest Hit Streak	7					16					7				

	SAKATA					SHELBY					SINGLETON				
	Avg.	AB	H	HR	RBI	Avg.	AB	H	HR	RBI	Avg.	AB	H	HR	RBI
Season	.254	134	34	3	12	.258	325	84	5	27	.276	507	140	18	84
Home	.232	56	13	2	7	.224	134	30	0	6	.220	236	52	8	39
Road	.269	78	21	1	5	.283	191	54	5	21	.325	271	88	10	45
vs. Bos.	.300	20	6	0	2	.257	35	9	1	3	.500	32	16	0	10
Cal.	.333	3	1	0	0	.400	15	6	1	1	.267	45	12	0	4
Chi.	.074	27	2	0	0	.276	29	8	1	3	.342	38	13	2	7
Cle.	.500	2	1	0	0	.217	23	5	0	3	.211	38	8	2	7
Det.	.364	11	4	1	1	.333	12	4	0	2	.170	47	8	0	1
KC	.250	4	1	0	1	.206	34	7	1	5	.286	35	10	2	7
Mil.	.300	10	3	0	0	.400	20	8	0	2	.156	45	7	2	11
Min.	.273	11	3	0	0	.154	26	4	1	3	.333	33	11	2	8
N.Y.	.235	17	4	1	1	.176	51	9	0	2	.316	38	12	1	2
Oak.	.500	8	4	0	1	.370	27	10	0	2	.195	41	8	2	8
Sea.	.000	4	0	0	1	.167	12	2	0	0	.390	41	16	2	11
Tex.	.364	11	4	0	2	.296	27	8	0	0	.333	33	11	2	6
Tor.	1.167	6	1	1	3	.286	14	4	0	1	.195	41	8	1	2
East	.288	66	19	3	7	.252	155	39	1	13	.245	241	59	6	33
West	.221	68	15	0	5	.265	170	45	4	14	.305	266	81	12	51
1st Half	.246	57	14	1	5	.273	165	45	3	14	.275	218	60	9	32
2nd Half	.260	77	20	2	7	.244	160	39	2	13	.277	289	80	9	52
vs Left	.262	42	11	1	2	.255	204	52	4	14	.262	172	45	5	25
vs Right	.250	92	23	2	10	.264	121	32	1	13	.284	335	95	13	59
Pinch Hitter	.000	3	0	0	1	.259	27	7	0	2	.667	6	4	1	3
Des. Hitter	—	—	—	—	—	1.000	1	1	0	0	.275	506	139	18	83
Longest Hit Streak	7					7					9				

TWO WINS IN ONE DAY

Wes Stock is the only pitcher to have won both ends of a doubleheader in an Orioles uniform. He did it on May 26, '63 in Cleveland.

1984p34-35

	STEFERO					YOUNG					GULLIVER				
	Avg.	AB	H	HR	RBI	Avg.	AB	H	HR	RBI	Avg.	AB	H	HR	RBI
Season	.455	11	5	0	4	.167	36	6	0	2	.213	47	10	0	2
Home	.500	8	4	0	2	.200	20	4	0	2	.400	20	8	0	1
Road	.333	3	1	0	2	.125	16	2	0	0	.074	27	2	0	1
vs. Bos.	—	—	—	—	—	.000	2	0	0	0	.273	11	3	0	1
Cal.	—	—	—	—	—	.286	7	2	0	2	—	—	—	—	—
Chi.	—	—	—	—	—	—	—	—	—	—	—	—	—	—	—
Cle.	—	—	—	—	—	—	—	—	—	—	—	—	—	—	—
Det.	.333	3	1	0	0	.000	5	0	0	0	.091	11	1	0	0
KC	—	—	—	—	—	—	—	—	—	—	—	—	—	—	—
Mil.	.600	5	3	0	2	.000	2	0	0	0	.267	15	4	0	0
Min.	—	—	—	—	—	.000	2	0	0	0	.000	0	0	0	1
N.Y.	.333	3	1	0	2	.143	7	1	0	0	.125	8	1	0	0
Oak.	—	—	—	—	—	.333	6	2	0	0	—	—	—	—	—
Sea.	.000	0	0	0	0	.200	5	1	0	0	—	—	—	—	—
Tex.	—	—	—	—	—	—	—	—	—	—	—	—	—	—	—
Tor.	—	—	—	—	—	—	—	—	—	—	.500	2	1	0	0
East	.455	11	5	0	4	.063	16	1	0	0	.213	47	10	0	1
West	.000	0	0	0	0	.250	20	5	0	2	.000	0	0	0	1
1st Half	.400	5	2	0	2	.100	10	1	0	0	—	—	—	—	—
2nd Half	.500	6	3	0	2	.192	26	5	0	2	.213	47	10	0	2
vs Left	—	—	—	—	—	.143	21	3	0	2	—	—	—	—	—
vs Right	.455	11	5	0	4	.200	15	3	0	0	.213	47	10	0	2
Pinch Hitter	.000	2	0	0	0	.000	5	0	0	0	.000	4	0	0	1
Des. Hitter	—	—	—	—	—	.000	3	0	0	0	—	—	—	—	—
Longest Hit Streak-2						Longest Hit Streak-4					Longest Hit Streak-2				

ORIOLES LIFETIME INDIVIDUAL BATTING

	AYALA					BUMBRY					CRUZ*				
	Pct.	AB	H	HR	RBI	Pct.	AB	H	HR	RBI	Pct.	AB	H	HR	RBI
Career	.267	574	153	29	96	.284	4614	1310	50	368	.222	1380	306	31	143
Balt	.283	300	85	19	63	.282	2267	639	27	184	.195	154	30	1	13
Away	.248	274	68	10	33	.286	2347	671	23	184	.225	1226	276	30	130
vs. Bos.	.265	34	9	0	4	.282	426	120	4	35	.216	88	19	3	10
Cal.	.324	34	11	2	8	.279	362	101	2	31	.272	125	34	2	14
Chi.	.159	44	7	1	4	.259	313	81	5	28	.245	49	12	2	6
Cle.	.222	45	10	2	9	.288	427	123	4	35	.164	116	19	1	10
Det.	.353	34	12	2	6	.296	419	124	7	43	.172	116	20	4	11
K.C.	.156	45	7	0	0	.288	375	108	5	18	.161	87	14	2	5
Mil.	.305	59	18	5	12	.318	412	131	3	30	.215	93	20	1	9
Min.	.294	51	15	4	11	.270	355	96	1	24	.267	120	32	4	18
N.Y.	.299	97	29	3	14	.252	409	103	8	41	.234	107	25	4	15
Oak.	.308	26	8	2	7	.270	333	90	4	21	.262	149	39	2	9
Sea.	.255	47	12	4	10	.312	234	73	3	15	.186	59	11	0	3
Tex.	.294	34	10	3	5	.284	299	85	1	27	.240	100	24	3	8
Tor.	.208	24	5	1	6	.300	250	75	3	20	.254	67	17	1	8

*Cruz career record includes following vs. O's: Avg.—.173, AB-104, H-18, HR-2, RBI-13

	DAUER					DEMPSEY*					DWYER*				
	Pct.	AB	H	HR	RBI	Pct.	AB	H	HR	RBI	Pct.	AB	H	HR	RBI
Career	.261	3224	841	39	334	.240	2930	703	42	265	.276	851	235	28	115
Balt	.260	1591	413	13	170	.232	1267	294	20	109	.297	232	69	10	38
Away	.262	1633	428	26	164	.246	1663	409	22	156	.268	619	166	18	77
vs. Bos.	.277	256	71	3	27	.195	226	44	7	21	.295	44	13	1	9
Cal.	.310	277	86	3	27	.232	224	52	3	28	.281	96	27	2	11
Chi.	.279	240	67	2	26	.273	242	66	4	27	.289	45	13	2	5
Cle.	.218	271	59	3	27	.240	233	56	4	24	.244	78	19	3	9
Det.	.272	294	80	3	27	.220	227	50	1	13	.318	110	35	6	16
K.C.	.227	229	52	1	26	.228	219	50	4	22	.250	48	12	1	7
Mil.	.297	266	79	4	35	.232	302	70	5	25	.319	69	22	2	13
Min.	.268	209	56	3	22	.309	204	63	2	24	.233	30	7	2	6
N.Y.	.224	245	55	3	21	.243	255	62	4	21	.232	56	13	0	3
Oak.	.269	245	66	3	22	.214	215	46	3	12	.246	65	16	1	7
Sea.	.250	220	55	4	28	.249	177	44	0	11	.226	53	12	0	7
Tex.	.232	198	46	2	12	.243	177	43	0	13	.174	46	8	0	5
Tor.	.252	274	69	5	35	.256	176	45	5	23	.347	101	35	7	15

*Dempsey career record includes following vs. O's: Avg.—.226, AB-53, H-12, HR-0, RBI-1
*Dwyer career record includes following vs. O's: Avg.—.300, AB-10, H-3, HR-1, RBI-2

	FORD*					GROSS*					GULLIVER				
	Pct.	AB	H	HR	RBI	Pct.	AB	H	HR	RBI	Pct.	AB	H	HR	RBI
Career	.272	3997	1088	119	560	.235	2564	602	88	314	.203	192	39	1	7
Balt	.258	504	130	12	63	.170	88	15	5	9	.248	101	25	1	5
Away	.274	3493	958	107	497	.237	2476	587	83	305	.154	91	14	0	2
vs. Bos.	.261	268	70	2	27	.229	201	46	9	29	.316	19	6	0	1
Cal.	.301	292	88	6	35	.238	235	56	4	26	.333	9	3	0	0
Chi.	.276	395	109	11	50	.254	209	53	10	28	.182	11	2	0	0
Cle.	.280	296	83	9	47	.231	160	37	5	20	.214	14	3	0	0
Det.	.237	236	56	8	34	.215	200	43	9	16	.091	22	2	0	0
K.C.	.264	364	96	11	59	.215	177	38	5	21	.000	4	0	0	0
Mil.	.255	255	65	3	37	.254	181	46	3	25	.233	30	7	1	1
Min.	.241	174	42	7	30	.260	196	51	9	29	.200	10	2	0	1
N.Y.	.257	253	65	4	15	.179	140	25	6	15	.150	20	3	0	0
Oak.	.294	343	101	16	57	—	—	—	—	—	.000	7	0	0	0
Sea.	.290	286	83	14	45	.240	229	55	8	29	.500	4	2	0	0
Tex.	.266	368	98	10	49	.244	242	59	8	32	.263	19	5	0	1
Tor.	.269	212	57	10	37	.248	230	57	6	28	.174	23	4	0	3

*Ford career record includes following vs. O's: Avg.—.294, AB-255, H-75, HR-8, RBI-38 ('79 ALCS stats not included).
*Gross career record includes following vs. O's: Avg.—.220, AB-164, H-36, HR-6, RBI-16

ORIOLES LIFETIME INDIVIDUAL BATTING (Cont.)

	LOWENSTEIN*					MURRAY					NOLAN				
	Pct.	AB	H	HR	RBI	Pct.	AB	H	HR	RBI	Pct.	AB	H	HR	RBI
Career	.256	3180	815	108	411	.297	3958	1175	198	697	.253	403	102	11	59
Balt	.270	660	178	31	115	.298	1937	578	90	337	.264	193	51	5	26
Away	.253	2520	637	77	296	.295	2021	597	108	360	.243	210	51	6	33
vs. Bos.	.255	337	86	8	30	.314	328	103	20	57	.206	34	7	0	5
Cal.	.292	233	68	9	29	.316	307	97	15	55	.214	28	6	1	3
Chi.	.286	182	52	4	23	.301	266	80	14	50	.214	28	6	0	3
Cle.	.137	102	14	1	11	.353	317	112	14	64	.304	46	14	1	10
Det.	.252	313	79	9	32	.259	367	95	22	72	.325	40	13	2	5
K.C.	.308	208	64	4	23	.276	290	80	11	37	.250	20	5	0	3
Mil.	.301	376	113	12	58	.313	326	102	18	68	.405	37	15	3	12
Min.	.238	239	57	10	33	.316	288	91	14	55	.282	39	11	1	3
N.Y.	.227	251	57	9	35	.263	335	88	15	50	.240	25	6	1	4
Oak.	.263	224	59	11	40	.292	281	82	20	51	.080	25	2	0	0
Sea.	.272	125	34	10	29	.266	271	72	10	43	.333	30	10	1	5
Tex.	.241	245	59	9	30	.265	268	71	7	34	.188	16	3	0	1
Tor.	.204	191	39	8	24	.325	314	102	18	61	.114	35	4	1	5

*Lowenstein career record includes following vs. O's: Avg.—.221, AB-154, H-34, HR-4, RBI-14

	RIPKEN					ROENICKE					SAKATA*				
	Pct.	AB	H	HR	RBI	Pct.	AB	H	HR	RBI	Pct.	AB	H	HR	RBI
Career	.288	1300	374	55	195	.260	1666	433	81	265	.230	956	220	17	83
Balt	.279	624	174	23	98	.248	812	201	30	121	.262	340	89	10	37
Away	.296	676	200	32	97	.272	854	232	51	144	.213	616	131	7	46
vs. Bos.	.229	105	24	2	8	.224	107	24	6	22	.221	86	19	2	7
Cal.	.314	102	32	5	22	.301	136	41	7	26	.244	45	11	0	1
Chi.	.211	90	19	3	9	.236	127	30	9	28	.025	79	2	0	0
Cle.	.242	99	24	2	9	.269	119	32	6	21	.250	72	18	1	4
Det.	.283	99	28	8	17	.141	128	18	2	16	.217	83	18	3	7
K.C.	.234	94	22	4	12	.256	133	34	13	22	.237	76	18	1	3
Mil.	.356	118	42	6	23	.300	140	42	5	13	.296	71	21	5	10
Min.	.347	95	33	7	20	.359	153	55	9	25	.356	59	21	0	8
N.Y.	.287	101	29	5	23	.240	183	44	6	25	.179	106	19	1	8
Oak.	.274	106	29	6	14	.257	136	35	8	27	.282	71	20	2	12
Sea.	.296	98	29	1	13	.211	90	19	3	13	.186	43	8	0	5
Tex.	.340	100	34	3	15	.306	121	37	6	17	.284	74	21	0	9
Tor.	.312	93	29	3	10	.237	93	22	1	10	.273	66	18	1	5

*Sakata career record includes following vs. O's: Avg.—.231, AB-26, H-6, HR-1, RBI-4

	SHELBY					SINGLETON					YOUNG				
	Pct.	AB	H	HR	RBI	Pct.	AB	H	HR	RBI	Pct.	AB	H	HR	RBI
Career	.262	362	95	6	29	.290	4752	1377	176	730	.158	38	6	0	2
Balt	.256	160	41	1	8	.276	2252	621	83	346	.190	21	4	0	2
Away	.267	202	54	5	21	.302	2500	756	93	384	.118	17	2	0	0
vs. Bos.	.257	35	9	1	3	.326	405	132	6	62	.000	2	0	0	0
Cal.	.400	15	6	1	1	.269	375	101	11	50	.286	7	2	0	2
Chi.	.276	29	8	1	3	.265	339	90	14	53	—	—	—	—	—
Cle.	.258	31	8	0	3	.297	414	123	12	60	—	—	—	—	—
Det.	.286	14	4	0	2	.276	434	120	17	61	.000	6	0	0	0
K.C.	.206	34	7	1	5	.293	335	98	13	43	—	—	—	—	—
Mil.	.333	36	12	1	4	.266	443	118	13	63	.000	3	0	0	0
Min.	.148	27	4	1	3	.317	312	99	15	61	.000	2	0	0	0
N.Y.	.213	61	13	0	2	.287	439	126	13	49	.143	7	1	0	0
Oak.	.370	27	10	0	2	.283	371	105	15	61	.333	6	2	0	0
Sea.	.167	12	2	0	0	.343	245	84	22	70	.200	5	1	0	0
Tex.	.296	27	8	0	0	.298	336	100	15	54	—	—	—	—	—
Tor.	.286	14	4	0	1	.266	304	81	10	43	—	—	—	—	—

O'S LIFETIME PINCH-HITTER STATS

	Avg.	AB	H	HR	RBI		Avg.	AB	H	HR	RBI
Ayala	.246	114	28	6	27	Lowenstein	.254	197	50	4	40
Bumbry	.247	81	20	0	7	Murray	.111	9	1	0	1
Cruz	.429	7	3	0	1	Nolan	.231	134	31	3	15
Dauer	.053	19	1	0	3	Ripken	—	—	—	—	—
Dempsey	.167	84	14	0	8	Roenicke	.247	97	24	3	18
Dwyer	.271	199	54	3	28	Sakata	.389	18	7	1	6
Ford	.292	65	19	2	14	Shelby	.259	27	7	0	2
Gross	.277	65	18	3	12	Singleton	.243	70	17	1	9
Gulliver	.000	4	0	0	1	Stefero	.000	2	0	0	0
Landrum	.233	43	10	0	2	Young	.000	5	0	0	0

O'S LIFETIME DESIGNATED HITTER STATS

	Avg.	G	AB	H	HR	RBI		Avg.	G	AB	H	HR	RBI
Ayala	.259	105	259	67	13	91	Lowenstein	.254	97	240	61	8	30
							Murray	.283	116	456	129	22	65
Bumbry	.275	83	269	74	1	24	Roenicke	.000	4	6	0	0	0
Dauer	.111	3	9	1	0	1	Sakata	1.000	2	1	1	0	1
Dempsey	.000	2	2	0	0	0	Shelby	1.000	1	1	1	0	0
Dwyer	.441	27	59	26	1	8	Singleton	.267	374	1328	355	40	194
Ford	.271	25	70	19	1	10	Young	.000	3	3	0	0	0
Gross	.429	7	7	3	0	1							

DETAILED SUMMARY
ORIOLES 1983 SEASON

Final Record: 98-64 (.605)—First in A.L. Eastern Division, six games ahead of Detroit.

Home: 50-31 **Road:** 48-33 **vs. East:** 43-35 **vs. West:** 55-29

ARTIFICIAL TURF: In '83, the Orioles were 16-8 in the 4 A.L. ballparks with artificial turf (K.C., 4-2; Min., 5-1; Sea., 5-1; Tor., 2-4), tying them with Chicago for the league's best winning percentage on the turf (.667). In addition, the Birds won all 3 games played on Veterans Stadium's artificial turf in the world series (games 3, 4, 5) for a 19-8 composite record.

Baltimore's lifetime mark on the carpet is 114-102. The O's are 107-98 in A.L. stadiums (Chi., 27-24 ('68-'75); K.C., 23-38; Min., 8-4; Sea., 23-14; Tor., 26-18) and 7-4 in 4 world series ('70 Cin., 2-0; '71 Pit., 0-3; '79 Pit., 2-1; '83 Phi., 3-0).

The Birds were 12-13 on the carpet in '82, 5-3 in '81, 9-10 in '80, and 14-7 in '79 (including world series).

BATTING/HOME RUNS: The Orioles' team batting average of .269 (1492-for-5546) was 7th in the A.L. but marked the second highest club figure ever, topped only in '80 (.273). Baltimore led the major leagues with 168 home runs, topped the A.L. with a .343 on-base percentage, and tied California for the major league lead with 8 grand slams (see page 11).

In addition, the club finished one between league leader Chicago in runs (799) and rbi (761) while also placing second in walks (601) and doubles (283, tie). The Birds were 3rd in slugging (.421), extra base hits (478), and intentional walks (48). Club records were established in doubles, extra base hits, total bases (2333), and slugging. In other categories, the O's were tied for 3rd in men left on base (1165), 4th in GIDPs (144), 5th in total bases, and 7th in total hits (1492, 2nd highest figure in club history).

Baltimore batted .263 (683-for-2600) with 83 home runs and 362 runs scored in 76 first half games and .275 (809-for-2946) with 85 homers and 437 runs scored in 86 contests after the all-star break.

CLOSE GAMES/LATE-INNING WINS: The Orioles' combined record of 41-30 (.577) in one and two run games was the 2nd best among American League clubs to Chicago (48-31, .608). For the 2nd consecutive year, the Birds had the league's top mark in two-run games at 21-11 (.656), and the club was 6th in performance in one-run contests at 20-19 (.513).

The O's came from behind to win on 36 occasions and were 34-13 in games decided in the 7th inning or later. Baltimore was 70-7 in contests in which it led entering the 7th inning.

The O's won 8 games in "sudden death" at Memorial Stadium, the last 6 coming in a period from August 5 thru September 19. The final 2 "sudden death" wins came against Milwaukee in back-to-back games (September 18 & 19) with rookie catcher **John Stefero** driving in the winning run both times. Baltimore was also beaten in "sudden death" 6 times on the road.

The Orioles finished with a 9-7 (.563) record in extra-inning games, 6th in the circuit.

DAY/NIGHT: Baltimore had the league's 2nd best record in night games at 69-46 (.600), topped only by Detroit, 69-43 (.616). In day games, the O's were 29-18 (.617), 4th best in the A.L.

DAYS IN EACH POSITION: 1st (117), 2nd (48), 3rd (11), 4th (3), 5th (0), 6th (0), 7th (1). After the 1st 5 days of the season, the Orioles were lower than third only once as they fell to 4th for one day on Aug. 12. The club led the A.L. for the final 39 days, starting Aug. 26 and overall for 65 of the final 75 days, beginning July 20. The O's largest lead was an 8½ game advantage for one day on Sep. 21, while the team's biggest deficit was only 3 games, which occurred 5 times in a week-long period between July 9 & 16. Other than that, the Birds did not trail by more than 2 games all season.

DESIGNATED HITTERS: Orioles' designated hitters combined for a .269 (154-for-573) average with 21 homers and 90 rbi and league highs of 109 walks and a .387 on-base percentage. The club was 5th in batting and home runs by designated hitters. For the 2nd consecutive year, most of the dh chores were performed by **Ken Singleton**, who batted .275 (139-for-506) with 18 homers, 83 rbi, and 99 walks in 150 games. He led all A.L. dhs in walks, was 2nd in on-base percentage (.394), and 3rd in at bats (506). **Singleton** also set a club record for dh walks and tied the team mark for rbi by a dh, previously accomplished by **Tommy Davis** ('73 & '74).

Other Orioles to see some action in the dh role were **Benny Ayala**, .192 (5-for-26), 1 hr, 1 rbi; **Jim Dwyer**, .294 (5-for-17), 1 hr, 4 rbi; **Eddie Murray**, .333 (2-for-6), 1 hr, 2 rbi; **Al Bumbry**, .167 (1-for-6); **John Lowenstein**, .250 (1-for-4); **Gary Roenicke** (0-for-4); **Mike Young** (0-for-3); and **John Shelby** (1-for-1).

DOUBLEHEADERS: The O's participated in 8 doubleheaders, winning 5, losing 1, and splitting 2. The club's .750 (12-4) winning percentage in doubleheader games was 2nd in the A.L. to Milwaukee at .800 (8-2). The sweeps came in twinbills vs. Chicago on May 17; vs. Kansas City on Aug. 19; at New York on Sep. 10; at Boston on Sep. 13; and at Detroit on Sep. 21. The Birds split with Cleveland on Apr. 16 and New York on Sep. 30, both at Baltimore, and dropped a pair at Cleveland on Aug. 2. Baltimore was 1-0-1 in day doubleheaders and 4-1-1 in twi-nighters.

FIELDING: The Orioles finished 5th in the American League with a .981 fielding percentage, committing 121 errors in 6262 total chances. It was the club's lowest finish since '65 (also 5th), although the O's, at .980677, were just behind Toronto (.981110) and Chicago (.980980). Baltimore had finished 1st or 2nd in fielding percentage 18 times in the previous 23 seasons ('60-'82). The club's catching corps had just 5 passed balls, 2nd lowest in the A.L. and tying the team record for fewest in a season, previously accomplished in '56 and '75. The Birds also matched another club mark with 6 errors in a game, June 9 vs. Milwaukee.

INDIVIDUALS: **Rick Dempsey** led all A.L. catchers with a .997 (2 errors/658 total chances) fielding percentage while committing a league low one passed ball. The O's all-time leader in games caught (862), **Dempsey** finished 3rd in the league in assists (65) and threw out 30 of 82 runners attempting to steal.

Cal Ripken, who tied an A.L. mark by playing in all 162 games at shortstop, topped the circuit in assists (534), total chances (831), and double plays (113), and was 2nd in assists (272). Ripken's .970 fielding percentage (25 errors) was 4th among shortstops.

Eddie Murray, the A.L.'s Gold Glove recipient at first base for the 2nd straight year, was 2nd to Milwaukee's **Cecil Cooper** in putouts (1393), total chances (1517), and double plays (136). He was 4th in assists (114) and percentage (.993, 10 errors). **Murray** has a career fielding percentage of .99513 (44 errors/9037 total chances) in 906 games, which is better than the existing A.L. record for highest percentage, 1,000 or more games, held by **Jim Spencer** (.99489).

Rich Dauer, 4th among league 2nd basemen with a .988 percentage (7 errors/602 total chances), is also within reach of a career fielding record. His lifetime figure of .988 (43 e/3650 tc) in 770 games is higher than **Nellie Fox's** current A.L. mark (.984) for 1,000 or more career games.

John Shelby led the O's outfield with 9 assists, 3 of those coming against New York on September 11.

HOME AND AWAY: Baltimore was 4th in the league with a 50-31 (.617) home record, the 7th straight time and 13th overall that the club has had a .600 winning percentage or better at Memorial Stadium. The O's have had a winning record at home for 11 straight years and 25 of their 30 seasons in Baltimore. On the road, the Orioles had the best record in the league at 48-33 (.593), the A.L.'s best performance since Baltimore and New York were both 50-31 (.617) in '80. It marked the 15th time in the last 16 seasons (starting '68) that the Birds have been above .500 in road games.

INJURIES: The O's were hit by several major injuries, especially among the pitchers. **Jim Palmer** was bothered by stiffness and soreness in the muscles of his neck and lower back during spring training and disabled with that problem on April 30 after making just 3 starts. He was reactivated on June 14 but made only 3 appearances before going back on the d.l. with tendinitis in his right arm on June 30. After several weeks of therapy, including 2 starts for Hagerstown (Class A) on rehabilitation assignment, **Palmer** was reactivated on August 21. He pitched fewer innings (76.2) than in any of his 17 years in the majors.

Mike Flanagan sustained serious ligament damage in his left knee while fielding a ground ball on May 17 and was sidelined until August 7. **Tippy Martinez** was sidelined for 3 weeks after undergoing an emergency appendectomy on July 9. **Storm Davis** missed one start in mid-August, then was hampered again in September with a neck problem.

Among the regulars, **Dan Ford** strained his left knee in early June and was disabled from June 22 until July 20 with that problem. **Joe Nolan** sustained a fractured big toe on his left foot when he was hit by a pitch on June 19 and was sidelined until July 14. From July 9 (when **Tippy** went on the d.l.) until July 14 (**Nolan** coming off d.l.), Baltimore had 5 players on the disabled list (**Flanagan, Ford,** and **Palmer** were the others), the most of any team in the majors. In addition, **Eddie Murray** missed a total of 6 games with a strained right knee and a bruised left foot and **Rich Dauer, Gary Roenicke, John Shelby,** and **Ken Singleton** also missed short periods of time with assorted problems. See individual biographies for more details on injuries.

MONTH-BY-MONTH: April: 11-9 (.550), May: 15-13 (.536), June: 14-11 (.560), July: 19-7 (.731), August: 18-12 (.600), September: 20-11 (.645), October: 1-1 (.500), Total: 98-64 (.605).

PINCH-HITTING: The Orioles' pinch-hit corps was the 2nd busiest in the American League, but Baltimore's .225 team average was last among the 14 A.L. clubs. The Birds finished 2nd to Toronto in pinch appearances (225), at bats (191, most since '61, 196), and runs batted in (36) and were 3rd in runs (23), hits (43), total bases (64), and walks (27). The O's hit 4 pinch homers, 7 fewer than their A.L. record total of '82, but matching California for the 2nd highest total in the league, one behind the Blue Jays. Baltimore's 5 pinch game-winning rbi topped the circuit.

INDIVIDUALS: **Gary Roenicke** finished 2nd in the league with 38 pinch at bats, the most by an Oriole other than **Terry Crowley** since **Bob Johnson** in '64 (46). **Roenicke** batted .211 (8 hits) with a homer and 6 rbi. **Jim Dwyer** placed 2nd among A.L. sub swingers with 40 appearances and 4 doubles and tied for 3rd with 9 rbi while batting .242 (8-for-33) with a home run.

Other notable pinch-hit performances: **Benny Ayala**, .286 (4-14), 1 rbi . . . **John Lowenstein**, .260 (4-16), 1 hr (grand slam), 8 rbi . . . **John Shelby**, .259 (7-27), 2 rbi . . . **Ken Singleton**, .667 (4-6), 1 hr, 3 rbi, 1.167 slugging percentage.

PLATOONING: The Orioles were the 1st first world series team in major league history to platoon at all 3 outfield positions. In fact, according to research done with the help of *The Sporting News*, the only other club in big league history that platooned extensively at each outfield spot was the 1961 Kansas City A's, who used **Jay Hankins** and **Deron Johnson** in left, **Gene Stephens** and **Bobby Del Greco** in center, and **Norn Siebern** and **Leo Posada** in right. That A's squad finished 9th in the A.L. at 61-100.

Baltimore's left field position was once again among the most productive in the majors, producing a .292 (179-for-612) average with 35 homers and 131 rbi, that being mostly the work of **John Lowenstein** and **Gary Roenicke**. Over the last 2 seasons, that position has combined for a .288 (351-for-1220) batting mark with 76 home runs and 254 rbi.

In addition, the center field duo of **Al Bumbry** and **John Shelby** teamed to score over 100 runs and steal 25 bases. The right field duties were shared by **Dan Ford, Jim Dwyer**, and others.

PITCHING: The Orioles were 2nd in the league with a 3.63 earned run average, the club's lowest since '79 (3.26) and the 18th time in the last 27 seasons (starting '57) that the Birds have finished among the top 3 in era. Baltimore also led the A.L. with 15 shutouts (most since '78-16) and allowed the 2nd fewest bases on balls at 452, the 4th lowest total in club history and fewest since '72 (395). The O's staff walked one or fewer batters 46 times.

The Orioles had a 3.95 era in 76 games before the all-star break and a 3.34 mark in 86 2nd half contests. O's starters were 74-51 with a 3.68 era (415 er/1014.1 ip) while the bullpen went 24-13 with a 3.49 era (170 er/438 ip) and 38 saves.

STREAKS: The '83 season was a series of up and down streaks for Baltimore. After opening the year 9-8, the O's were 14-5 from Apr. 27 thru May 19 to take a 2-game division lead. The club then lost 7 straight to drop to 3rd before winning 14 of the next 18 from May 27 thru June 15 to open a 3½ game advantage. Another slide followed as the club lost 12 of 17 from June 16 thru July 9, but Baltimore rebounded to go 17-4 thru July 31 and recapture the lead.

The Orioles lost 9 of their next 12 (August 2-12) to drop all the way to 4th before taking charge, winning 30 of 37 games between August 13 and September 19 to take an 8½ game lead. The club was 6-8 the rest of the way and clinched the division title at Milwaukee on September 25.

Baltimore's longest winning streak of the year was 8, accomplished from August 24 thru 31, and the O's won 6 straight on 3 occasions. The Birds lost 7 in a row twice, May 20 thru 26 and August 6 thru 12.

WINS: With their 7th A.L. Eastern Division crown, the Orioles have now finished 1st or 2nd in 15 of the last 18 seasons (starting '66). Baltimore has won more games than any other major league club in the past 28 years (starting '56) with a 2499-1914 (.566) record. The Yankees are 2nd (2477-1948, .560) and the Dodgers 3rd (2459-1974, .555).

The O's also own the majors' best record in the last 3 seasons ('81-'83) at 251-178 (.585), the last 4 years ('80-'83) at 351-240 (.594), the last 5 campaigns ('79-'83) at 453-297 (.604), and the last 10 seasons ('74-'83) at 909-646 (.585). The Birds have had the 2nd best record in the majors in each of the last 4 years.

The O's have had 16 consecutive winning seasons (starting '68). That is now the longest current streak in the majors as Boston had their 16-year skein snapped this year ('67-'82). Baltimore has won 90 or more games in 13 of the last 16 years (starting '68), 16 of the last 20 (starting '64), and 17 of the last 23 (starting '61). In each case, it's a major league best.

1983—THE MOST REWARDING YEAR

Thirty years have passed since the St. Louis Browns came to Baltimore, and in that time the Orioles have played nearly 4,800 games in regular and post-season.

Those 3 decades have produced an abundance of victories, thrills, and memories, but it is unlikely that any season has provided as many of all three as did 1983. It was quite probably, the most rewarding year in Orioles' history.

Playing in the toughest division in baseball, the Orioles fought off 4 other legitimate contenders to win the American League East with a patented late-season rush; took on the hottest team in baseball, the Chicago White Sox, in the ALCS and defeated them in 4 games; then achieved the ultimate goal, the world championship, in a 5-game World Series against the veteran, battle-hardened Phillies.

They won it all with their 1st new manager in 14½ years, Joe Altobelli, who returned "home" from a 6-year sabbatical to replace the legendary Earl Weaver. And, they did it with considerable help from their friends . . . at Rochester.

It was a year of redemption when FINALLY the frustrations and disappointments of past near misses ('71, '79, '80, '82) could be laid to rest.

It was the year that the Orioles' favorite son, Brooks Robinson, would take his rightful place in the most prestigious institution in sport, the National Baseball Hall of Fame, before an overflow crowd, dominated by Baltimore fans, at Cooperstown, N.Y.

Speaking of fans, it was also the year that, for the 1st time, more than 2,000,000 of them came to Memorial Stadium to support the Orioles' quest for an 8th 1st place finish, a 6th American League pennant, and a 3rd world title (all in the last 18 years).

Along the way, there was more magic than any mere mortal could possibly digest. Come-from-behind wins, grand slams, remarkable pitching, and so much more.

It was a year in which 2 Orioles, Cal Ripken and Eddie Murray, would finish 1-2 in the A.L. "MVP" voting, and yet, as both Rip and Eddie would strongly attest, the successes of the 1983 Orioles will be remembered best as a triumph of teamwork, of egos harnessed for the sake of winning, and of uncomplaining "role players."

As Dodgers' Manager Tom Lasorda observed in *USA TODAY* after the final game, "I can't remember a World Series where a team got so much help from so many places."

And, Henry Hecht of the *New York Post* summed it up eloquently when he wrote, "They won with an effort that defines the word Team. They are the Baltimore Orioles, the champions of the world."

THE CHRONOLOGY OF 1983

Spring Training, Business as Usual

Spring training was essentially the same as always despite the change in managers. There was no deviation from previous training routine or procedures. The only discernible differences were in the personalities of the skippers, past and present, and the ever present question, "How does it feel to replace a legend?"

A Forgettable Opening

The A.L. opener in Baltimore on Monday, April 4, was, in short, a disaster. Aside from the sellout crowd (51,855) and the warm fan response for Altobelli, nothing much went right.

The Royals romped, 7-2 (it was the O's 1st home opening day loss in 6 years); the parachutist, gliding in with the ceremonial 1st ball, missed the stadium and landed in the parking lot; the anthem singer took sick at the last minute and had to be replaced; and the fans booed when John Denver's 7th-inning stretch standard, *Country Boy*, was not played in its accustomed spot.

Two days later, however, in game #2, buoyed by "Brother Low's" hitting (3 runs & 3 rbi) and Mike Flanagan's pitching, the Orioles eliminated the prospect of an 0-162 season by hammering KC's Dennis Leonard, 11-1.

A Winning April

Despite the opening day debacle, the 1st month of the season was kind to the Orioles. They went 11-9 to record their 1st winning April since '79, and only their 3rd in 9 years; and, went over .500 for good, in mid-month (4/17), with a record of 5-4.

Flanagan and fellow lefty Scott McGregor were off to 3-0 starts, the leftfield combine (essentially Lowenstein & Gary Roenicke) was leading the club in rbi (22), and rookie John Shelby topped the club in hitting at .395.

If the Orioles were unusually "warm" (for them) in April, they were alternately "hot" and "cold" from the 10th of May until late September. There was seemingly no middle ground, few long periods of "win one, lose one."

Offensively, the Birds were slightly schizophrenic. Though they eventually led the majors in home runs (168) and were 2nd by a hair in runs scored to the White Sox (799 to 800), there were extended stretches when runs, hits, and homers were as scarce as PM newspapers. Fortunately, the O's were an opportunistic lot, a quality that reduced the severity of several dry spells (for example, they were held to 3 or fewer hits 7 different times, yet won 4 of those games).

Despite their streakiness, the Orioles never trailed the division leader by more than 3 games.

HOT STREAK #1 . . . MAY 10-19 (8-1): The O's improved their record to 23-13 (1st place, 2 games ahead on May 19). Two days earlier (5/17), after a sweep of a doubleheader against the White Sox at Baltimore, they had led the majors with a .290 team average and had scored at the rate of nearly 6 runs per game (thru 1st 34 games).

From a pitching standpoint, May 17 was also a significant date. There was bad news and good news. In the opener, Flanagan (6-0) tore a tendon in his left knee and would be sidelined for 11½ weeks. In the nightcap, Mike Boddicker, just back from Rochester for the 4th time in 4 years (replacing the ailing Jim Palmer), made the 1st of his many contributions to this world championship season, a 5-hit shutout.

However, the last 2 wins in the 8-1 string were indicative of discouraging days ahead. The Birds, on May 18, beat the White Sox, 1-0, despite Richard Dotson's 1-hitter on an 8th-inning homer by Dan Ford then won again the following evening at Toronto, 2-1, when Ford hit a 2-run shot in the 8th after the Birds had been held scoreless thru 7.

What all of this prophesied was the start of a team-wide batting slump, and, worse, a 7-game losing streak.

SLUMP #1 . . . MAY 20-26 (0-7): The Orioles lost their next 3 in Toronto, came home to host a 3-game sweep by the Twins (their 1st ever in Baltimore), and moved on to K.C. where they lost another. Meanwhile, the O's average had dipped sharply to .271 and so had their standing in the division (from 2 games up to 2 games back).

Eddie Murray's struggles in that period typified those of his teammates. He would set a personal high in '83 with 33 homers, but, after the O's dropped their 7th in a row on May 26, he had gone 31 straight games without a home run and had hit only 2 all season (43 games).

BACK ON COURSE . . . MAY 27-JUNE 15 (14-4): On May 27 in K.C., 3 agonizing streaks were terminated. Behind the pitching of young Storm Davis, the O's snapped the 7-game loss string, won for the 1st time since '81 on the K.C. carpet (they'd dropped 8 straight there), and Eddie hit a home run. He also hit one the next night in a 1-0 win for McGregor and had 4 in his next 5 games.

During the next 2½ weeks, the Birds picked up more significant pitching help form Rochester (Allan Ramirez who replaced Don Welchel), regained 1st place and lengthened their lead to 4 games (longest until September) for one day (June 11), and took five straight from the defending champion Brewers.

In one of those victories against Milwaukee (June 15), the O's rebounded from an 0-7 deficit in the 6th inning to win 11-7 (see "Game Highlights" following this section). After that triumph, the Orioles were 37-24.

ANOTHER COLD SPELL . . . JUNE 16-JULY 9 (5-12): The day after that (June 16) dramatic come-from-behind win, the O's led the Brewers, 1-0, with 2 down and none on in the bottom of the 9th, with McGregor on the mound, only to lose in 11 on a Rick Manning home run off Tim Stoddard. With that heartbreaking loss, the Birds began a 5-12 slide that would last two games beyond the All-Star break.

One of the low points during that period was a trip to the "Big Apple" where they lost 3 in a row, 2 of them on extra-inning contributions (single and homer) by Butch Wynegar (from July 12 to 30, the O's lost 5 games on the road, 4 of them in "sudden death").

There were some other negative developments. Ford, who led the club in rbi as late as May 29 (28, including 6 game-winners) and who was batting .314, injured his left knee on June 1 at Minnesota and was effectively lost to the club for the next 7 weeks (though he did play sparingly after the injury until officially disabled on June 22).

On June 19, Joe Nolan broke a toe and was out of action for 3 weeks while joining Ford and Flanagan on the DL. Palmer, who had been restored to active duty June 14, was disabled again on June 30 to make it a foursome.

By this time, it was apparent that the Leo Hernandez 3rd base experiment was not working. He was dispatched to Rochester after the O's acquired Todd Cruz from the Mariners. Cruz, who made his Orioles debut on July 1 by driving in 6 runs in a 9-5 win at Detroit, was a shortstop, but took over at 3rd, and, though erratic at times, ultimately shored up the hole and on many occasions played the position brilliantly.

Despite 3 weeks of inefficiency, the Birds were in surprisingly good shape at the All-Star break, with a 42-34 record and only one game back of the front-running Blue Jays. The Tigers and Yankees were 2 behind and both the Brewers and Red Sox trailed by only 4½.

Immediately after intermission, however, the situation worsened considerably. The O's opened a home stand against the Mariners and lost the first 2 games, but that wasn't the half of it. They also lost their bullpen leader, Tippy Martinez, who went to the hospital for an emergency appendectomy July 8. He would be out of action for 3 weeks, and the O's casualty rate was now up to 20% with 5 on the DL.

SHIFTING INTO GEAR

Having lost Tippy and 12 of their last 17 games, the O's now trailed by 3 and were only 6 games over .500 (42-36). Going into the game of July 10, they needed a win . . . badly.

The man on the spot was Boddicker who responded again with another shutout (July 10) while the O's made the best of their 2 hits off Seattle rookie Matt Young, winning 2-0 on a pair of unearned runs.

From that point on, the O's were 54-23 (.701) over an 11-week period until they clinched the division title on Sep. 25. BUT, on July 10, it was far too early to catch "that magic feeling." There was still adversity ahead. The TURNING POINT was still a month away.

REMARKABLE PITCHING: What was really encouraging during the next 3 weeks was that a staff without Tippy, Flanagan, and Palmer could engineer a 17-4 record (including streaks of 6-0 and 10-1) while forging a highly respectable 3.24 era.

McGregor, who went 11-2 during Flanagan's long absence, won 4 games in this stretch, and six others earned at least 2 wins and/or saves including Dennis Martinez, who was suffering thru his worst season. The bullpen (Sammy Stewart and Stoddard) chipped in with 5 saves.

The day the 17-4 stretch ended (Sunday, July 31) was a big day for Orioles baseball. While Brooks Robinson was being inducted into the Hall of Fame at Cooperstown, Boddicker was pitching another shutout in Baltimore to complete a 3-game sweep of the Texas Rangers.

HELP! But, you can't win it all by yourself. The other clubs have to lose once in awhile, too. However, the east was playing the west at the time, and no one was cooperating. For example, on July 25, the O's were in 1st place. Fine. But, so were the Blue Jays, Tigers, and Yankees, and the Brewers were only 2½ back.

THE FINAL COLD SNAP (AUG. 6-11): On Friday, August 5 in Baltimore, the O's trailed the White Sox by 2 with 2 out and none on in the 9th. What happened next was "magic." Five straight hits and a 5-4 win with Rich Dauer driving in the winning run (see "Game Highlights"). That dramatic victory gave the O's a 2-game lead.

Unfortunately, it was NOT the start of something big. The next night the O's plunged into their 2nd 7-game losing streak.

When the slide bottomed out a week later, following 2 straight losses in Chicago (4 of the 7 straight defeats were administered by the White Sox), the Birds were, miraculously, only one game from the top.

PENNANT FEVER

TURNING POINT, AUGUST 13: It was fitting that on the day the Orioles' race to the division title turned serious a pitcher just called up from Rochester would play a key role. Bill Swaggerty, like Boddicker and Ramirez before him, did the job. He started, in his big league debut, at Chicago, and he didn't get the win. But, he held the Sox to 2 runs thru 6 innings, Roenicke tied the game at 2-2 with a home run in the 7th, and Ripken won it with a 2-run smash in the 8th.

FROM THAT MOMENT ON the O's were 34-10 (.773) over the next 7 weeks until reducing the magic number to 0 on Sep. 25 and within that period, from Aug. 13 thru Sep. 20, they ran off 30 wins in 37 games (.811 pct.)

It was a time of exceptional pitching. Tippy and Flanagan were back (Palmer returned on Aug. 21), and the staff compiled a lustrous 2.91 era over the 44 games that would settle the issue. Boddicker was 7-1, Flanagan 6-1, Stewart 5-1 with 3 saves, Tippy 4-0 with 8 saves, McGregor 4-1, Davis 3-1, Stoddard 1-0 with 5 saves, and Swaggerty 1-0.

Offensively, during that period, the O's averaged 5½ runs and hit 47 homers, 6 of them grand slams. Murray had 10 homers and 33 rbi. Ripken batted .391 with 14 doubles, 9 homers, 30 rbi, and 40 runs scored. Ken Singleton chipped in with 28 rbi and a .408 on-base percentage; and Rich Dauer, over the last 5 weeks of that prosperous span batted .303.

But, the biggest run production figures in that 7-week, 44-game span belonged to the leftfield combine, which, in addition to Lowenstein and Roenicke, sometimes included Jim Dwyer, Tito Landrum, Benny Ayala, or Al Bumbry: 41 rbi, 13 hr, and a .308 average.

AUG. 24 VS. TORONTO: There were many magic moments during the drive to the division title, but, perhaps, the one that stood above the rest was the game of Aug. 24 against Toronto in Baltimore. No one who was there or who listened to that game on the radio will ever forget it. It was one of the most remarkable games the Orioles have ever played.

Down 3-1 with 2 out in the 9th, the O's came back to tie, fell behind in the 10th, then won on "late inning" Lenn Sakata's 3-run home run. It was the game in which Tippy picked off 3 runners in one inning and in which Lowenstein, Roenicke, and Sakata played the final inning on foreign soil. (See "Game Highlights.")

If the Aug. 13 victory in Chicago represented the "turning point," then the thrilling triumph on the 24th was the one that convinced even the most hardened skeptics that there was something to this "Orioles Magic," that anything was possible, even a world championship.

MILESTONES: Two days later, on the 26th, the O's moved into 1st place to stay and replaced Atlanta as the team with the best record in the majors, a distinction they would cling to until the final weekend of the season when the White Sox overtook them by one game.

On Friday, Sep. 9, the O's hopped on a train to New York where they had bombed so badly in June (lost 3 straight). Realistically, with a 5-game lead by this time, they needed a split. Instead, they won 3 of 4 in a series that featured a 9th-inning, game-winning single by Nolan and a follow-up grand-slam by Lowenstein, both off Goose Gossage in one game, and John Shelby throwing out 2 Yankees at the plate in another.

The Orioles' dominance over the Brewers (they were 11-2) continued into September, when the O's eliminated Milwaukee by sweeping a 4-game series in Baltimore (Sep. 16-19). In one of those wins, the Birds came back from an 0-7 deficit for the 2nd time in '83 to beat the Brewers. (See "Game Highlights.")

BIG SWEEP IN DETROIT, SEP. 21: It is no secret that the Orioles had more trouble with the Tigers than with any other club in '83. You can look it up (Detroit was 8-5). Fresh from the sweep of the Brewers which reduced the magic number to 7, a 30-7 record since August 12 and a 7½-game lead, the Birds went to Tiger Stadium and were blown out, 14-1, in a game mercifully shortened to 5 innings by rain (Tigers scored 11 in the 1st). (See "Game Highlights.")

However, whatever uneasiness that lopsided defeat engendered, the Birds took care of the following evening, with a 6-0 and 7-3 doubleheader sweep of the 2nd place Bengals. Boddicker, naturally, pitched the shutout; Murray hit 2 gigantic home runs; and Lowenstein highlighted a come-from-behind, 6-run, 9th-inning rally in the nightcap with his 2nd grand slam. It was the 4th straight doubleheader the O's had won. (See "Game Highlights.")

In a sense that was the night the division race ended. It is now just a matter of time.

CLINCHER, SEP. 25 AT MILWAUKEE: That time came at 3:50 P.M., CDT, Sep. 25, when the Orioles, on home runs by Dwyer and Nolan and the pitching of Davis and Tippy, clinched the division crown with a 5-1 win over the Brewers. (See "Game Highlights.")

It was exactly 51 weeks to the day that the Orioles had watched in Baltimore while the Brewers celebrated their 1st divisional championship after beating the Birds in the final game of the season. Now, the Brewers looked on as the Orioles toasted their 7th eastern crown. THE REDEMPTION PROCESS HAD BEGUN.

GAME HIGHLIGHTS—1983

CHISOX' HOME OPENER . . . Tue., Apr. 12 . . . Bal-10, Chi-8 (A) . . . The O's blew a 7-0 lead in the 3rd, fell behind 8-7 in the 6th, but won with a 3-run rally in the 7th, featuring Rick Dempsey's 2-run double.

THE LONGEST DAY . . . Thu., Apr. 14 . . . Chi-12, Bal-11 (A) . . . This was the longest 9-inning game in Orioles' history and possibly the most uncomfortable. While 27-mph Arctic winds were swirling around Comiskey Park, the O's bounced back from a 9-2 deficit to tie in the 8th (it was the 2nd straight game in which the ultimate winner blew a 7-run lead), but it was a case of too much Ron Kittle who had 6 rbi.

41 HITS . . . Sat., May 14 . . . Bal-14, Tex-11 (14) (A) . . . The two clubs combined for 41 hits (most ever in an Orioles' game), and the Rangers had 22 of them. Texas lost an early 5-0 lead, and the O's later coughed up a 10-5 advantage. Lenn Sakata, who specialized in big late-inning hits, drove in 2 runs in the decisive 14th and so did Dempsey.

TROUBLE IN TEXAS . . . Sun., May 15 . . . Tex-2, Bal-1 (A) . . . Joe Altobelli and fellow Rochester resident Ken Kaiser entered into an unneighborly squabble after Kaiser, posted at 1st base, thumbed Eddie Murray for "mimicking me," following an unfriendly checked swing call with Larry Parrish batting in the 1st.

An inning later, Kaiser, covering the plate on the play, ruled Pete O'Brien safe at home precipitating a vigorous argument climaxed by Kaiser stalking Altobelli back to the dugout before issuing Joe his 1st ejection . . . The Rangers scored both their runs in that inning.

GOOD NEWS & BAD . . . Tue., May 17 . . . Bal-7 & 5, Chi-2 & 0 . . . The O's swept a doubleheader from the White Sox but paid a heavy price when Mike Flanagan (6-0) tore a ligament in his left knee (fielding a Tony Bernazard grounder in the 1st) and had to leave with an injury that would sideline him for 11½ weeks.

The Birds won the opener, however, when Dan Ford broke a 2-2 tie in the 7th, and Gary Roenicke hit a 3-run pinch-homer off Lamarr Hoyt who was only 2-6 after that loss (he went 22-4 the rest of the way, plus 1-0 in the ALCS).

In the nightcap, Mike Boddicker, making his 1st start since coming up to replace an ailing Jim Palmer, pitched the 1st of his 5 shutouts, and both Leo Hernandez and Dempsey homered off loser Dennis Lamp.

DOTSON 1-HITTER . . . Wed., May 18 . . . Bal-1, Chi-0 (H) . . . Orioles-White Sox games had a special quality all year, and this was no exception. Richard Dotson had a no-hitter going with 1 out in the home 8th when Ford homered, and that lone hit was enough to pin the loss on the Chicago righthander . . . Storm Davis and Tippy combined to 4-hit the Sox who hadn't scored in 24 innings.

"DISCO" DOES IT AGAIN . . . Thu., May 19 . . . Bal-2, Tor-1 (A) . . . Ford hit another 8th-inning homer at Toronto to give Scott McGregor the win. It was Dan's 3rd gwrbi in his last 3 games, and the O's 8th win in their last 9.

RAMIREZ TO THE RESCUE . . . Wed., Jun. 8 . . . Bal-7, Mil-3 (H) . . . Allan Ramirez, just up from Rochester, pitched 7 strong innings in his big league debut and left with a 2-2 tie, thanks to Ken Singleton's 2-run homer in the 7th off Don Sutton. The Birds put it away for Tim Stoddard with a 5-run 8th featuring 2-run homers by Cal Ripken and John Lowenstein.

COMEDY OF ERRORS . . . Fri., Jun. 9 . . . Bal-10, Mil-7 (H) . . . The O's jumped out to a 7-0 lead in the 1st then committed a club record-tying 6 errors and held on to win, thanks to Tippy's fine relief effort over the last 2.1 innings.

RIP & TIPPY SHOW . . . Mon., Jun. 13 . . . Bal-3, Mil-2 (A) . . . At Milwaukee, Ripken's 3-run homer off Sutton in the 3rd provided all the Orioles' runs, and Tippy got Ted Simmons on a game-ending double play in the 9th with the tying and winning runs aboard.

MIRACLE IN MILWAUKEE . . . Wed., Jun. 15 . . . Bal-11, Mil-8 (10) (A) . . . Down by 0-7 after 6 innings, the Birds came back to tie in the 8th with 5 runs, the last 3 scoring on Ripken's homer off Tom Tellman. The O's won it with a 4-run 10th. Ripken contributed a 2-run double in the winning inning.

BREWERS' REVENGE . . . Thu., Jun. 16 . . . Mil-2, Bal-1 (11) (A) . . . The O's led 1-0 behind Scott McGregor with 2 out and none on in the 9th when suddenly Cecil Cooper doubled and Simmons followed with a game-tying single . . . Two innings later, Rick Manning homered off Stoddard to win it for the Brewers . . . It was their 1st win of the year vs. the O's after 5 straight losses.

STORM'S NEAR MISS . . . Sun., Jun. 26 . . . Bal-3, Det-1 (H) . . . Storm Davis pitched 8 hitless innings before Rick Leach, leading off the 9th as a pinch-hitter, hit his 1st home run of the year (he was in a 3-for-35 slump coming in). Storm then walked John Grubb, and Tippy came on to preserve the 3-1 win.

BAD TIME IN BIG APPLE . . . Mon., Jun. 27 . . . NY-4, Bal-3 (11) (A) . . . O's led 3-2 into the 9th, but Steve Kemp's 1-out single tied it, then in the 11th Baylor singled off Stoddard and came all the way around on Butch Wynegar's 2-out "sudden death" safety into the right field corner.

MORE BAD TIMES IN BIG APPLE . . . Thu., Jun. 30 . . . NY-4, Bal-3 (12) (A) . . . After Dave Righetti blanked the O's 7-0 the night before, the Yankees swept the 3-game series on Wynegar's 2-out solo homer again off Stoddard in the bottom of the 12th . . . The Birds would have lost in regulation were it not for young John Stefero who tied it at 3-3 in the 9th with a 2-run double off Goose Gossage.

CRUZ DEBUTS . . . **Fri., Jul. 1** . . . **Bal-9, Det-5 (A)** . . . Todd Cruz, acquired the previous day from Seattle, started at 3rd base and drove in a career high 6 runs with a 3-run double and 3-run homer, both off Milt Wilcox.

RETURN OF DISCO DAN . . . **Wed., Jul. 20** . . . **Bal-4, Sea-2 (A)** . . . Ford, just off the DL, hit 3 solo homers in the Kingdome and beat out a bunt to pace the O's.

DENNIS WINS IN RELIEF . . . **Tue., Jul. 26** . . . **Bal-5, Cal-4 (A).** . . Ten days after he'd been removed from the starting rotation, Dennis Martinez relieved starter Paul Mirabella in the 4th and pitched 6 strong innings, allowing just one run and earning the victory . . . Murray hit a 2-run homer in the 5th to break a 3-3 tie.

LATE RALLY BEATS TEXAS . . . **Fri., Jul. 29** . . . **Bal-8, Tex-6 (H)** . . . O's trailed, 6-5, in the 8th before Murray singled home 2 runs with 2 out off Victor Cruz, and Lowenstein followed with a sac fly . . . The following night, the Birds rallied with 4 in the 7th to beat the Rangers 7-4.

5 HITS IN THE 9TH . . . **Fri., Aug. 5** . . . **Bal-5, Chi-4 (H)** . . . CLASSIC . . . Some 39,544 turned out on a rainy night to welcome Brooks back from Cooperstown, and those who remained saw one of the most exciting finishes in the O's history.

With 2 down and none on in the 9th and the O's behind 4-2, Dennis Lamp was pitching (he had replaced Salome Barojas after Al Bumbry led off with a hit, but "Bee" was erased when Ford hit into a dp) . . . Ripken then singled and so did Murray . . . Lowenstein followed with another safety, scoring Ripken, then Singleton drilled a hit to left to tie the game.

At this point, Dick Tidrow came on, and Dauer greeted him with a game-ending single. The O's had strung together 5 straight hits with 2 out to score 3 runs and win the game.

SOX WIN 4TH STRAIGHT VS. O'S . . . **Fri., Aug. 12** . . . **Chi-6, Bal-4 (A)** . . . After the exciting 9th-inning win over the Sox on Aug. 5, the O's dropped 4 straight to Chicago, concluding with Hoyt's 2nd win in a week over Flanagan (in Mike's first 2 starts since coming off the DL). It was the O's 7th straight loss.

TURNING POINT . . . **Sat., Aug. 13** . . . **Bal-5, Chi-2 (A)** . . . 26-year-old Bill Swaggerty made his big league debut at Comiskey Park and held the White Sox to 2 runs thru the 6 innings he worked. He left trailing 2-0, but Gary Roenicke tied it with a 2-run homer in the 7th, and Ripken hit a 2-run shot in the 8th to beat Jerry Koosman. Meanwhile, Sammy Stewart (win) and Tippy (save) held the Sox scoreless over the last 3 innings.

CLASSIC IN CHICAGO . . . **Sun., Aug. 14** . . . **Bal-2, Chi-1 (A)** . . . The Sox led 1-0 in the home half of the 5th when, with one man aboard, Carlton Fisk hit a line drive deep to left that disappeared into the left field stands and 3rd base umpire Greg Kosc ruled it a home run.

However, the O's rushed out to argue that a fan had reached down below the top of the wall and caught it, i.e. that it would not have gone into the seats without human help.

Ultimately, after a conference with the other umpires (crew chief Jim Evans, Ted Hendry, and John Hirschbeck), the ruling was changed and Fisk was limited to a double. Rudy Law, who had scored on the "home run," returned to 3rd and the Sox lead was still only 1-0.

Tony LaRussa expressed his considerable anger by pulling the 3rd base bag out of the ground and giving it a heave. He was subsequently dismissed from the grounds, but, curiously, did not leave the dugout until well after play had resumed.

Given a new lease, McGregor, who had allowed an unearned run in the 2nd, got out of the inning (after walking Tom Paciorek intentionally to load the bases) by retiring Greg Luzinski on a foul pop and fanning Kittle. In the 6th, the O's tied it with an unearned run that scored on a Murray sac fly, and that's how it stayed until the top of the 9th when Joe Nolan singled in what proved to be the game-winning run off Dotson who lost despite a route-going 3-hitter (he lost a 1-hitter to the O's on May 18).

In the home 9th, the Sox loaded the bases with nobody out. Then, Stoddard relieved McGregor and pitched brilliantly. He fanned Fisk, caught Paciorek looking and got Luzinski on a game-ending force out . . . The four games at Chicago drew a massive 151,567.

FLANAGAN WINS 1ST SINCE MAY 11 . . . **Wed., Aug. 17** . . . **Bal-4, Tex-2 (10) (A)** . . . Mike Flanagan (7-2) won his first game in 14 weeks, and Stoddard earned his 3rd save in 4 days . . . Ford and Ripken each doubled home a run in the decisive 10th.

O'S TRUMP ROYALS TWICE . . . **Fri., Aug. 19** . . . **Bal-5 & 3, KC-4 & 1 (H)** . . . Two weeks to the day that they had collected 5 straight hits in the 9th to beat White Sox, the O's, who had dropped 5 games in a row at home since then, lashed out 4 straight singles with one on and 2 out in the opener, tying it on Singleton's single and winning on "Late-Inning Lenn's" basehit.

What made it even more notable was beating Dan Quisenberry, the world's best relief pitcher, who had not lost a game since Apr. 23.

A 3-1 win in the nightcap featured Ripken's 2-out, tie-breaking single in the 8th and solid pitching by Davis and Tippy (winner) . . . It was the 1st time the O's had ever swept a doubleheader from the Royals.

LOSIN' UGLY . . . **Tue., Aug. 23** . . . **Tor-9, Bal-3 (H)** . . . After winning 3 of 4 from K.C., the O's hosted the Blue Jays in the 1st of 3 games and couldn't have looked worse . . . Eleven Toronto singles and 4 Orioles' errors did the Birds in before a massive weeknight turnout of 47,387 for the benefit of Police Youth Clubs in Baltimore . . . Luis Leal won (11-10) over Flanagan (7-3).

THAT'S INCREDIBLE . . . **Wed., Aug. 24** . . . **Bal-7, Tor-4 (10) (H)** . . . Trailing 3-1 with 2 on and 2 down in the 9th, the O's suddenly tied the score on consecutive singles by Benny Ayala and Bumbry. But, Cliff Johnson (who led all O's opponents with 5 homers against them in '83) led off the 10th with a home run off Stoddard to put Toronto back on top (McGregor left after 9).

After Barry Bonnell followed with a single, Tippy came on and, without retiring a batter, put down the side with no further damage, by PICKING OFF Bonnell, Jesse Barfield (after walking him), and Willie Upshaw (after a single). Defensively in that inning, because of extensive offensive shuffling in the 9th, Lowenstein was at 2nd base (for the first time since '75). Roenicke was at 3rd (for the first time in the majors), and Sakata caught (for the first time since Little League). Afterward, Lowenstein said, "The reason Tippy threw over to 1st base so often in that inning was because Eddie (Murray) was the only guy on the infield he recognized."

In the bottom of the 10th, Ripken led off with a game-tying homer, then after 2 walks and 2 outs, "Late-Inning Lenn" did it again, this time with a 3-run home run off Joey McLaughlin. The extra-inning defeat was the first for the Blue Jays in exactly one year to the day, also in Baltimore (McLaughlin was the loser in that one, too). During the interim, the Jays had won 12 straight extra-inning games including 9 in '83.

MORE OF THE SAME . . . **Thu., Aug. 25** . . . **Bal-2, Tor-1 (10) (H)** . . . Thru 9 innings it was 0-0, but Bonnell, with 2 out in the top of the 10th, hit a home run for a 1-0 Toronto lead. It was a bad omen for the Jays . . . In the bottom of the 10th Nolan singled with one out, and Bumbry followed suit. Then, Ford lined a drive into right center that Lloyd Moseby just missed catching with a desperation lunge. The ball caromed away for a double as the runners scored the tying and winning runs.

It was the 11th time in their last 15 victories the O's had won in the 7th inning or later, as Tippy won in relief for the 2nd night in a row . . . The 3-game set was only the 3rd mid-week series in club history to attract more than 100,000 fans.

7 IN THE 1ST . . . **Wed., Aug. 31** . . . **Bal-10, Tor-2 (A)** . . . The O's scored 7 in the 1st off Jim Gott and went on to record their 8th win in a row, their longest streak of the year (they were also 15-3 in last 18).

HISTORIC WIN AT THE "HUMP" . . . **Fri., Sep. 2** . . . **Bal-1, Min-0 (A)** . . . Mike Flanagan (9-3, and 3-3 since his return) had the distinction of winning the 1st 1-0 game ever played at the Metrodome with late help from Tim Stoddard . . . It was Mike's 14th straight win over the Twins, and it was made possible by Ken Singleton's 9th-inning home run.

MORE HISTORY AT THE "HUMP" . . . **Sat., Sep. 3** . . . **Bal-13, Min-0 (A)** . . . The O's bombarded 3 Twins pitchers for 18 hits in an all-out assault on the club record book. Cal Ripken had 5 hits (to tie a club mark), hit his 22nd & 23rd homers (to break Ron Hansen's record for an O's shortstop), hit his 37th and 38th doubles (to tie Brooks' 1-season record), and accumulated 13 total bases (to tie Boog and Eddie for most tb in one game). The O's team total of 39 bases tied still another team standard, and the 6 O's homers were the most ever hit in a game against the Twins since they moved to the Upper Midwest in '61. One of those long balls was a grand slam by Singleton.

The beneficiary of all that support was Scott McGregor (17-5) who pitched a patented 8-hit shutout.

11-1 & 18-4 . . . **Sun., Sep. 4** . . . **Bal-9, Min-6 (A)** . . . The O's blew an early 5-0 lead, then broke a 5-5 tie with 3 in the 8th on a Lowenstein sac fly and John Shelby's 2-run single. The O's thus swept the 3-game series in Minnesota and were now 18-4, since the 7-game losing streak ended on Aug. 12, and had won 11 of their last 12.

NETTLED . . . **Fri., Sep. 9** . . . **NY-5, Bal-3 (A)** . . . In the 1st of 4 at New York, Graig Nettles' 8th-inning, 2-run homer erased a 3-2 Orioles' lead and sent McGregor (17-6) down to his 1st road defeat after 13 straight wins away from home. Ron Guidry (18-8) went the route for the win.

JOE, BROTHER LOW, & MIKE. . . Sat., Sep. 10 . . . O's-8 & 3, NY-4 & 1 (A) . . In game #1, the O's, with the score tied at 2 in the 9th, erupted for 6 runs to win going away . . . Nolan produced the game-winner with a single, and later in the inning Lowenstein hit a grand slam (both off Gossage).

In the nightcap Boddicker (13-7) allowed 1 unearned run in 7 innings and Tippy saved (#16).

SHOTGUN SHELBY . . . Sun., Sep. 11 . . . Bal-5, NY-3 (A) . . . John Shelby threw out Willie Randolph and Ken Griffey at the plate, and the O's jumped on Dave Righetti for 5 in 1.2 innings to win 3 of 4 at Yankee Stadium

ANOTHER MIRACLE AGAINST MILWAUKEE. . . Sun., Sep. 18 . . . Bal-10, Mil-9 (H) . . . For the 2nd time in '83, the O's spotted the Brewers a 7-0 lead, then battled back to win. A 6-run, 8th-inning rally gave the O's a 9-7 edge, but Mark Brouhard's 2-out homer in the 9th off Tippy tied it. In the bottom of the 9th, Stefero produced a game-winning "sudden death" single.

"SUDDEN DEATH" STEFERO . . . Mon., Sep. 19 . . . Bal-8, Mil-7 (11) (H) . . . The Brewers bounced back from an early 4-0 deficit to tie in the 8th, then went ahead, 7-6, on Ted Simmons 2-out single in the 11th. In the home half of the 11th, Singleton tied it with a base hit, then Stefero repeated his heroics of the night before with another game-ending single.

It was the Brewers 10th straight loss and eliminated them from the division race. It was also the O's 6th straight extra-inning win.

MASSACRE IN THE MOTOR CITY . . . Tue., Sep. 20 . . . Det-14, Bal-1 (A) . . . It took only one inning for the Tigers to annihilate the O's in a game shortened to 5 innings by rain. The Tigers scored 11 runs on 11 hits (including 10 straight safeties to tie an A.L. record) in the 1st off Dennis Martinez and Palmer.

BIRDS BEAT BENGALS TWICE. . . Wed., Sep. 21 . . . Bal-6 & 7, Det 0 & 3 (A) . . . Boddicker won the opener by pitching his 5th shutout and fanning a career high 12 batters (exceeded 2 weeks later in the ALCS).

In the 2nd game the O's were down, 3-0, until Murray hit his 30th homer in the 8th (his 2nd in the doubleheader), then in the 9th the O's scored 6 to win in dramatic fashion . . . Still behind by 3-2, with 2 down, Lowenstein picked out an Aurelio Lopez pitch to his liking and hit it out of the park for a grand-slam home run (his 2nd in September) . . . Nolan followed with an insurance solo . . . The slam was the O's 8th of the year and their 6th since Aug. 29.

CLINCHING. . . Sun., Sep. 25 . . . Bal-5, Mil-1 (A) . . . The O's clinched their 7th divisional title in Milwaukee. Jim Dwyer started the celebration with a 3-run homer in the 3rd, and Nolan hit one with one on (both off Porter) in the 4th . . . Meanwhile, Storm Davis (winner, 13-6) and Tippy (19th save) held the Brewers to one unearned run.

2,000,000 TIME. . . Sat., Oct. 1 . . . NY-5, Bal-4 (12) (H) . . . The O's lost in the next to last game of the season, but it was a big day nonetheless. A crowd of 38,038 pushed the club's home attendance over 2,000,000 for the first time in history.

ORIOLES VS. OPPONENTS—1983

vs. BOSTON ('83: 8-5 . . . Lifetime: 261-266) . . . The Red Sox are the only franchise with a lifetime winning record against Baltimore (5 over) though the Indians (only 2 under .500) are close . . . The O's won 5 of their last 6 games vs. Boston in '83.

Red Sox Batting: Carl Yastrzemski completed his 23 year career with a .294 (363-for-1233) average and 33 home runs vs. the O's. **Jim Rice** hit .309 (17-for-55) with 3 homers and 7 rbi (13 games) against Baltimore in '83, and now has a .333 (151-for-454) career mark plus 29 homers and 88 rbi in 115 games.

Against **Jim Palmer, Rice** has had an "all-or-nothing" kind of experience. His career average is only .218 (19-for-87) with 3 walks and 25 k's, but 9 of his 19 hits have been homers (all but one a solo) . . . **Reid Nichols** was the Carmines top hitter in the season series at .435 (10-for-23).

Tony Armas went 3-for-33 (.091) vs. the Birds in '83 and now has a .196 career mark (47-for-240). However, he's made the most of his few hits over the past 4 seasons, having slammed 16 home runs and driven in 36 over a 44 game span. Against **Palmer, Armas** has a .194 average (7-for-36) with 2 home runs.

Red Sox Pitching: Dennis Eckersley was 0-1 having yielded 6 runs in 4 innings, and is 9-8 lifetime vs. Baltimore . . . He won his first 4 lifetime decisions against the O's but is only 5-8 since then . . . **Bobby Ojeda** was the Sox' only multiple winner vs. the Orioles last year (2-1) in 3 starts.

John Tudor, traded to the Pirates during the off-season, leaves the A.L. with a 5-1 career mark against the Birds.

ORIOLES VS. OPPONENTS (Bos. Cont.)

Orioles Batting: Eddie Murray batted .392 (20-for-51) last year (4 hr, 9 rbi) and has maintained a .386 mark (39-for-101) over the last 2 seasons . . . He has hit 20 career homers vs. Boston. His high is 22 against the Tigers and he has also hit 20 vs. the A's.

Ken Singleton batted .500 (16-for-32) vs. the Sox in '83 with a club leading 10 rbi (0 hr) and is now up to .326 (132-for-405) lifetime. However, **Ken** has hit only 6 home runs against Boston. He is in double figures against every other opponent. **Tito Landrum** also batted .500 (5-for-10) vs. the Sox.

Orioles Pitching: Palmer was 2-0 (the O's only multiple winner in '83) while yielding only 1 earned run in 12.2 innings (0.71 era). Lifetime he is 22-16 and 2.98 (429 ip, 142 er) . . . He has made 59 appearances including 57 starts vs. Boston (both career highs) and has pitched 25 complete games. **Jim** has worked 8 or more innings 34 times (including extra innings 6 times). His 2 wins vs. the Sox in '83 (Jun. 19 and Sep. 6) were his first since Sep. 16, '79.

Tippy Martinez was the only multiple loser (0-2) though he did earn one save. **Dennis M.** who was 1-1 in '83 is now 10-13 lifetime vs. Boston . . . His totals in games (28), innings (181), Losses (13) and home run balls (18) against the Red Sox are all career highs vs. one opponent.

vs. CALIFORNIA ('83: 7-5 . . . Lifetime: 178-144) . . . Over the last 5 seasons (starting '79), the O's are 42-22 (.656) against the Angels, including 3-1 in the '79 ALCS . . . In that period, they are 21-11 at Anaheim and 21-11 vs. the Haloes in Baltimore. The Birds are 4-0-1 in season series in that period.

On the West Coast: See "vs. Seattle" for details on O's winning record on the west coast over last 6 seasons.

A Hitters Series: The O's averaged 6 runs and the Angels 5 in this season series and the combined era of the 2 staffs was a lofty 5.07 (4.44 for O's and 5.69 for Cal.). The Orioles hit .317 and the Angels .281.

Game Highlights: The 63,073 that watched **Scott McGregor** outpoint **Tommy John**, 3-1, at Anaheim on April 23 was the largest crowd ever to watch the Orioles play anywhere or any time until the 3 World Series crowds in Philadelphia . . . That assemblage in California, however, is still the largest for a regular season game in O's history.

The Angels set a season high for runs scored by an opponent against Baltimore on May 4 when they beat the O's 16-8 . . . **McGregor**, the O's most effective pitcher vs. California over the years was the loser (see "Orioles Pitching" below).

Angels Batting: Rod Carew batted .455 (15-for-33), the highest average among all opponents (25 or more at bats) . . . He started with a 15-for-25 (.600) in the first 5 games, then appeared in only 3 of the remaining 7 and went 0-for-8 . . . Lifetime, **Carew** is batting .331 (2832-for-8543) in the A.L. and .317 (213-for-672) against the O's.

Carew has 87 career homers, but only 4 against the O's in 174 games (3 at Memorial Stadium) . . . Since hitting a home run off **Dave McNally** in Baltimore on Aug. 22, '71, **Rod** has found the range only once vs. the O's (May 20, '81 off **Tim Stoddard** at Bal.).

Reggie batted only .069 (2-for-29) . . . It was the 3rd time in the last 4 years he has hit under .200 vs. Baltimore . . . Over that period his average is .184 (28-for-152).

Lifetime, **Reggie** has a .255 average (166-for-652, including 9-for-45 in ALCS) and has hit 40 home runs (including 2 in ALCS) . . . He is tied for 3rd with Al Kaline among all opponents in homers vs. Baltimore behind **Harmon Killebrew**-70 and **Mickey Mantle**-44.

Doug DeCinces played only 4 games against his former teammates in '83 but went 7-for-18 (.389) and hit 2 homers (in same game at Baltimore May 4) . . . **Doug**, in 2 years at California, has batted .351 (20-for-57) with 3 homers and 9 rbi in 16 games vs. the O's.

The leading Angels' hitter against the Birds in '83 was **Juan Beniquez** (.529, 9-for-17). In the last 2 years, **Beniquez** has hit Baltimore pitching at a .486 clip (17-for-35).

Angels Pitching: Luis Sanchez was the only effective California pitcher in the season series (except for **Jack Curtis** who worked only 2 innings). He was 2-0 with a save in 3 appearances . . . **Tommy John** was 1-2 and is 15-14 lifetime which ranks him as the biggest winner vs. Baltimore among actives and the 2nd biggest loser behind **Rudy May** (15 losses). **Geoff Zahn** was also 1-2 and now has a career mark of 2-10 . . .

ORIOLES VS. OPPONENTS (Cal. Cont.)

Orioles Batting: The Orioles hit .317 as a club vs. the Angels (136-for-429). Ten of the 18 Orioles who batted vs. California hit over .300. The 2 most productive hitters were **Cal Ripken** (.340, 17-for-50 . . . 2 hr & 10 rbi) and **Eddie Murray** (.326, 15-for-46 . . . 3 hr & 10 rbi). The leading regular hitter, however, was **Rich Dauer** (.405, 17-for-42). **Jim Dwyer** batted .429 (6-for-14) and **John Shelby** .400 (6-for-15).

Dauer at .310 (86-for-277) is one of 6 current O's with career averages over .300 against the Angels: **Dan Ford**-.301 (88-for-292), **Murray**-.316 (97-for-307), **Gary Roenicke**-.301 (41-for-136), **Ripken**-.314 (32-for-102) and **Shelby**-.400 (6-for-15).

Orioles Pitching: **Scott McGregor** was 2-1 with 2 complete games in 3 starts . . . **Scott**, since losing to the Angels on Aug. 18, '78, is 14-2 against them (including 1-0 in ALCS of '79) while completing 9 of 16 starts and compiling a 2.46 era (128 ip, 35 er). In that period, he has held the Angels to a team average of .231 (103-for-446). Lifetime, **Scott** is 14-4 (incl. '79 ALCS).

Allan Ramirez (2-0) picked up 2 of his 4 '83 victories at the Angels' expense . . . The only multiple loser was **Dennis Martinez** (1-2). **Tippy Martinez** who was 0-0 with 0 saves has never beaten the Angels (he's 0-2 with 9 saves), the only club against which he does not have at least one victory. **Jim Palmer** did not face California in '83. Lifetime, he is 25-10.

vs. CHICAGO ('83: 7-5 . . . Lifetime Regular Season: 246-222) . . . The O's-White Sox rivalry which culminated in the 4 game ALCS was one of the most exciting and intense in memory . . . Including ALCS the O's were 10-6 vs. Chicago in '83.

Game Highlights: See pages 44-48 for details of following games: "Chisox Home Opener, Apr. 12"; "The Longest Day, Apr. 14"; "Good News & Bad, May 17"; "Dotson 1-Hitter, May 18"; "5 Hits in the 9th, Aug. 5"; "Sox win 4th Straight vs. O's, Aug. 12"; "Turning Point, Aug. 13"; "Classic in Chicago, Aug. 14." See also ALCS Review" on pages 68-70.

Season Series Notes: The O's had lost 10 straight at Comiskey before beating Sox in home opener (Apr. 12), and wound up with a 5-3 record (incl. 2-0 in ALCS) and won their last 4 games in Chicago.

The Sox snapped a 9 game losing streak at Baltimore when they beat the Birds on Aug. 6 . . . Chicago had won 2 straight season series and were 13-8 vs. the O's in '81 & '82 . . . However, over the last 3 seasons (incl. ALCS) their edge is only 19-18.

White Sox Batting: The 2 Chicago catchers **Carlton Fisk** (.378, 14-for-37) and **Marc Hill** (.455, 5-for-11) batted a combined .396 (19-for-48) against the O's in regular season.

Tom Paciorek was a .400 hitter (14-for-35) and **Greg Luzinski** led the Sox with 3 homers . . . **Paciorek** and **Kittle** each had 9 rbi vs. the Birds . . . The Sox hit 9 homers vs. Baltimore in 12 regular season games, but none in ALCS.

Kittle drove in 6 runs in the Sox victory of Apr. 14 . . . **Rudy Law** batted only .056 (2-for-36) against the O's in regular season, but led his club in ALCS with a .389 average (7-for-18) . . . **Vance** (not **Vern**) **Law** batted .182 vs. Baltimore in both regular season and ALCS (6-for-33 and 2-for-11).

Julio Cruz stole 5 bases in 6 regular season attempts for both Seattle & Chicago and was 2-for-2 in ALCS . . . lifetime vs. Baltimore he is 18-for-25 (incl. ALCS) for a percentage of .720.

White Sox Pitching: **LaMarr Hoyt** was 3-1 including 1-0 in ALCS, and has now won 5 of his last 6 decisions vs. Baltimore over the past 2 years . . . When he lost to the O's on May 17th, he was only 2-6, then went 23-4 the rest of the way (incl. ALCS).

Floyd Bannister was 2-0 vs. the Birds despite 7.80 era (15 ip, 13 er) during regular season (he was charged with 7 runs in 1.2 inning in Sox' home opener Apr. 12, but was not a pitcher of record) . . . He lost game #2 of the ALCS to **Mike Boddicker**, 5-0 . . . Overall, his era vs. Baltimore in '83 was 6.86 (21 ip, 16 er including post-season) . . . **Gary Roenicke** who had a double and homer off **Bannister** in the ALCS is 6-for-16 lifetime against the Chicago lefthander with 2 doubles and 4 homers.

Richard Dotson pitched 2 masterpieces in 4 '83 starts vs. the O's: a 1-hitter on May 18 and a 3-hitter on Aug. 14 and lost both, by 1-0 and 2-1 scores. In those 2 games he yielded 4 hits and 3 runs in 18 innings . . . These were the 2nd and 3rd low-hit games the Sox had lost to Baltimore over the last 2 seasons . . . **Steve Trout** dropped a 3-hitter to the O's in '82 (Apr. 25) by 2-1 on a 2-run homer by **Rick Dempsey**.

ORIOLES VS. OPPONENTS (Chi. Cont.)

Dotson didn't pitch as well in his other '83 starts . . . He was ko'd Apr. 14th in the 6th after a 4-run yield in a game ultimately won by Chicago, then lost ALCS #3 (11-1) after giving up 6 earned runs in 5 innings plus (see ALCS Review for details).

Dennis Lamp was 0-3 in 5 appearances (including 1 start), but did have a save . . . **Jerry Koosman** was 0-1 to run his losing streak to 6 straight vs. Baltimore since he beat the O's twice for the Mets in the '69 World Series (including the decisive 5th game).

Orioles Batting: **Roenicke** who reached safely 9 times in 10 trips vs. the Sox in the ALCS (3-for-4, 5 walks, 1 hp) has hit 8 homers and driven in 25 runs against Chicago in his last 22 games comprising the '82 & '83 seasons plus ALCS . . . See **Roenicke** vs. **Bannister** above under "White Sox Pitching."

Chicago held **Eddie Murray** homerless thru 12 games until ALCS #3 (**Eddie** played in only 10 of the 12 regular season games) when he connected off **Dotson** for a 3-run blast in the 1st inning . . . **Murray** batted .511 (23-for-45) in '82 vs. ChiSox, but was held to .250 in '83 (10-for-40 regular season & 2-for-8 in ALCS).

The O's leading hitter in regular season series was **John Lowenstein** at .458 (11-for-24) . . . **Dan Ford**-.389 (14-for-36), **Ken Singleton**-.342 (13-for-38), **Jim Dwyer**-.333 (5-for-15) and **Cal Ripken**-.300 (15-for-50) also hit over .300.

Lenn Sakata was 0-for-66 lifetime vs. Chicago before collecting his 1st safety on Aug. 11 (off **Bannister**). He is now 2-for-79 (.025).

Orioles Pitching: **Mike Boddicker** pitched 3 complete games in as many tries against the Sox (incl. ALCS) and was 3-0 with a 1.33 era (4 er, 27 ip) . . . He yielded only 7 hits and 5 walks and fanned 30, including an LCS record tying 14 strikeouts, (a career high) . . . **Sammy Stewart** was 2-0 in 6 regular season appearances and earned a save in 2 ALCS outings.

Mike Flanagan was 0-2 in 4 starts, but picked up a victory in #3 ALCS . . . **Jim Palmer** did not appear vs. Chicago in '83 except as a pinch-runner in #3 ALCS . . . He is 13-3 vs. the Sox since June 16, '74 and 24-10 lifetime . . . **Tippy Martinez** was 2-0 with a save in 7 appearances including ALCS and had the distinction of earning the pennant winning victory with 4 hairy but scoreless innings in game #4.

vs. CLEVELAND ('83: 6-7 . . . Lifetime: 265-263) . . . The Indians won the season series for the 3rd time in the last 4 years (each time by a 7-6 margin) . . . Over that 4 season span, however, their edge in wins is only 23-22 . . . The O's won 4 of 6 games in '81.

30 Year Rivalry: The Orioles hold a slim 2-game advantage over the Indians, but that's something of a miracle considering they were 11-55 vs. Cleveland after their first 3 years in the league ('54: 3-19, '55: 3-19, '56: 5-17) and were down 40-90 after 6 seasons (thru '59). The Birds finally went ahead of Cleveland for the first time ever in June '79 and have remained above .500 since then. The O's are 139-93 (.599) over the last 15 years (starting '69) . . . Boston is the only club in the A.L. with a lifetime winning record against Baltimore.

Indians Sweep: The Indians won all 3 games in Baltimore Aug. 8-9-10. It was their 2nd 3-game sweep in Memorial Stadium in the last 2 years.

Indians Batting: The Indians were last in the A.L. in homers (86 . . . only St. Louis had fewer in the majors-83), and managed only 4 in 13 games against Baltimore which hit 9 against them. However, 2 of the homers were successive, by former Phillies **George Vukovich** and **Julio Franco** on Apr. 9 at Cleveland off **Tippy**. The blast by **Vukovich** was a grand slam, the first ever thrown by **Tippy**. It was also the first time the O's lefty had ever given up back-to-back homers. **Vukovich** batted only .231 (6-for-26), but led the Tribe in rbi vs. Baltimore (10) . . .

The leading hitter for Cleveland in the season series was **Pat Tabler** (.433, 13-for-30) . . . **Tony Bernazard** hit .488 (17-for-36) vs. the Birds for Chicago as a rookie in '81 . . . In 2 years since then, he is 12-for-83 (.145).

Over the last 2 seasons, Baltimore has held both **Mike Hargrove** (.182, 12-for-66) and **Toby Harrah** (.213, 19-for-89) pretty much at bay. **Harrah's** 476 consecutive games played streak came to an unfortunate end on Apr. 17th, the day after he was hit by a **Dennis Martinez** pitch and sustained a broken bone on the back of his right hand.

ORIOLES VS. OPPONENTS (Cle. Cont.)

Orioles Batting: **Eddie Murray** hit .457 (16-for-35) against Cleveland in '83 and had a .568 on-base percentage (25-for-44) . . . As a club, the O's hit only .245 (106-for-432). Over the past 3 seasons **Eddie** has driven in 31 runs in 30 games (+6 hr), batted .423 (44-for-104) and has been on base 65 times in 126 plate appearances (.516) vs. the Indians.

John Lowenstein, a former Indian, had a difficult time against his former club . . . He was 2-for-29 (.069).

O's Pitching: **Scott McGregor** was the only multiple winner (2-1) and **Dennis Martinez** (1-2) the only multiple loser. **Jim Palmer** was 1-0 and has now beaten the Indians 7 times without a loss in 9 starts since dropping a decision to **Stan Thomas** at Cleveland on Sep. 18, '76 . . . Lifetime, **Jim** is 29-10 and his victory total against Cleveland is 2nd only to his 30 wins vs. the Yankees.

vs. DETROIT ('83: 5-8 . . . Lifetime: 282-252) . . . The O's were 4-3 at Detroit, but only 1-5 vs. the Tigers in Baltimore . . . Their only win at Memorial Stadium was Storm Davis' near no-hitter on June 26. (See "Game Highlights" on page 45).

Season Series: The Tigers out-scored the O's 85-52 (46-17 at Baltimore) in the 13 games while batting .297 as a team (135-for-455) with 19 home runs (most by one club vs. Baltimore) . . . Ironically, though the O's batted only .245 (104-for-425) against the Tigers, they hit 20 homers in the season series, a club high vs. a single opponent. A total of 39 home runs spiced the 13 games.

Detroit scored exactly 9 runs in each of their 5 victories at Baltimore and tallied 9 or more in 7 of their 8 wins. The O's team era was 6.31 (112 ip, 135 h, 79 er).

In fairness to the O's, it must be said that the last 3 Tiger victories at Baltimore on Sep. 27-28-29 by scores of 9-2, 9-5, 9-4 occurred after the divisional title had been clinched .

For details of Tigers' 14-1 rout of O's on Sep. 20 and the Birds' critical doubleheader sweep at Detroit on Sep. 21st, see "Game Highlights" on page 48.

Big Innings: The Tigers enjoyed their biggest inning of the year at the expense of the O's at Detroit on Sep. 20 when they checked in with 11 runs (on 11 hits) in the first off **Dennis Martinez** and **Jim Palmer**, and tied an A.L. record with 10 straight hits in that inning (accomplished only once before, by the Red Sox vs. Milwaukee on June 2, 1901). Their 8-run 2nd inning at Baltimore on Sep. 28 was their 2nd biggest of the campaign.

Tigers Batting: **Larry Herndon** hit .438 (21-for-48) which was 2nd only to **Rod Carew's** .455 among O's opponents, and he led all O's rivals in hits (21), runs (12), and on-base percentage (.518, 29-for-56) . . . He was runner up to Toronto's **Cliff Johnson** in home runs (4 to 5) and slugging percentage (.770 to .923). **Herndon** has the distinction of being the only player ever to hit 2 career homers off **Tippy Martinez** at Memorial Stadium.

Ex-Oriole **Enos Cabell** batted .405 (17-for-42) and **Lou Whitaker** .352 (19-for-54). In all, 7 Tigers batted over .300 vs. the O's . . . **Rick Leach**, whose 9th inning homer spoiled **Davis'** aforementioned near no-hitter on June 26, hit 3 homers in '83, all of them against the Orioles.

Chet Lemon also hit 3 homers and **Larry Parrish** hit 2 . . . **John Wockenfuss** has hit 80 home runs in the majors, 14 of them against Baltimore, including one in '83 (a grand slam off **Dan Morogiello** July 3).

Tigers Pitching: **Dan Petry** (3-1) and **Goose Gossage** (3-0) were the only A.L. hurlers with 3 wins against the O's in regular season '83 (**LaMarr Hoyt** was 3-1 including ALCS) . . . This despite **Petry's** 4.56 ERA (23.2 ip, 12 er, 27 h, 12 bb) . . . **Doug Bair** picked up 2 wins and a save in his 3 appearances.

Jack Morris was only 1-2, but his lone victory (Sep. 27th) made him a 20-game winner for the first time . . . **Morris** led all O's opponents in strikeouts (24 in 25 ip) and home runs allowed (6) . . . Both **Petry** and **Milt Wilcox** threw 5 "gophers" . . . **Morris** is 6-6 lifetime.

Wilcox was 1-1 with a 6.97 era (20.2 ip, 25 h, 16 er) and, with 16 walks and 1 hb in his 3 starts, allowed more than 2 base-runners per inning (42 in 20.2 ip) . . . He is 3-11 lifetime (not including 0-1 for Cin. in '70 WS) after once having been 0-9.

Orioles Batting: **Eddie Murray** was the O's most productive hitter . . . He hit 6 home runs and drove in 12 in 13 games on a .354 average (17-for-48) . . . His 22 homers and 72 rbi (in 95 games vs. Detroit) represent career highs vs. a single opponent.

ORIOLES VS. OPPONENTS (Det. Cont.)

Cal Ripken hit 4 home runs and **John Lowenstein** 3 . . . **Todd Cruz** had only 2 hits in 21 at bats vs. the Tigers in 10 games for the O's, both in his first game in a Baltimore uniform (July 1st), but he drove in a career high 6 runs (3-run homer and 3-run double, both off **Wilcox**) . . . After that he went 0-for-18 against the Bengals.

Orioles Pitching: **Davis** (2-0) was the only multiple winner vs. Detroit while both **Dennis Martinez** (0-2) and **Mike Boddicker** (1-2) lost twice to the Tigers who were the only club to beat **Boddicker** more than once.

Scott McGregor (1-1 in '83) won 10 of his first 11 decisions (thru May 22, '81), but has since lost 5 of 6 . . . Lifetime he is 11-6 . . . **Jim Palmer** was 0-1 and is now 21-12 lifetime . . . **Jim's** career 3.29 era vs. the Tigers (328.2 ip, 120 er) is his highest against one opponent except for his 5.32 vs. Seattle . . . He has a lifetime era of under 3.00 vs. 9 different clubs . . . **Tippy Martinez** has yielded only 34 home runs in his A.L. career, 9 of them by the Tigers.

vs. KANSAS CITY ('83: 8-4 . . . Lifetime: 99-73) . . . The O's won the season series for the 2nd time in the last 3 years, but also for *only* the 2nd time in 8 seasons . . . From '76 thru '83, the O's are 2-3-3 in season series against K.C.

Game Highlights. See pages 44-48 for details of following games: "O's Trump Royals Twice, Aug. 19" . . . It was the first doubleheader sweep ever for the O's vs. Royals (Royals have also swept one and they've split 4. . .) See page 41 for details on Apr. 4th & 6th at Baltimore.

At Royals Stadium: The O's had lost 8 straight games on the KC carpet until winning there on May 27 (it was there first win in KC since Apr. 17, '81) . . . They wound up with a 4-2 record at Royals Stadium, only their 2nd winning season there in 11 years (they're 2-6-3) and their first since '74.

Overall, the Birds are 23-38 (.377) on KC turf after having gone 17-7 (.708) in 4 years at old Municipal Stadium.

O's Lead Series: In 15 years, however, the O's have a .576 percentage (99-73) against K.C. and are 59-28 (.678) vs. the Royals in Baltimore.

Most of the Orioles advantage was constructed in '69 & '70 when they beat the Royals 23 times in 24 outings, including 23 straight after **Dick Drago** beat **Dick Hall** on May 9, '69 at Baltimore in the first game ever between the 2 clubs. Since that streak ended (Apr. 30, '71), the Birds edge is only 76-72.

Opening Days: The O's hosted the Royals in 4 straight home openers from '80 thru '83 and were 3-1 (having lost last year, 7-2) . . . Those 4 openers drew a total of 204,359, an average of 51,090 (all 4 crowds were over 50,000).

Royals Batting: **Don Slaught** led KC vs. the O's with a .529 average (9-for-17) and **Hal McRae** batted .364 (16-for-44) . . . Over the last 3 years, **McRae** has hit .378 (45-for-119) vs. Baltimore.

George Brett had a .377 career average (110-for-292) against the O's after his first 7 years in the league, but over the past 3 campaigns has batted only .195 (24-for-123) . . . Nonetheless, his lifetime average is .324 (134-for-413), 8 points above his A.L. career mark (.316, 1676-for-5307).

The Royals stole 11 bases in 15 tries against Baltimore . . . **John Wathan** was 4-for-4, **U.L. Washington** 3-for-3, and **Willie Wilson** 3-for-4 . . . Lifetime, **Wilson** is 22-for-26 vs. the O's.

Royals Pitching: When **Dan Quisenberry** lost to the O's in the 1st game of the Aug. 19th doubleheader at Baltimore, it was his first loss to anybody in nearly 4 months (since Apr. 23) . . . He started the 9th inning with a 4-2 lead, but the O's collected 5 hits and with 2 out **Lenn Sakata** drove in the winning run.

Nevertheless, **Quisenberry** has a lifetime 1.39 era (5 er, 32.1 ip) vs. Baltimore and is 1-2 with 8 saves in 22 appearances . . . He has thrown 2 home run balls, to **Ken Singleton** ('82) and **Eddie Murray** ('83).

Larry Gura was 1-2 in 3 starts but holds an 11-7 lifetime advantage.

O's Batting: **John Lowenstein** had a banner year vs. the Royals with a .625 average (15-for-24) and a club leading 9 rbi . . . Over the past 2 seasons, "Brother Low" has batted .553 vs. KC pitching (21-for-38) and has a .308 lifetime figure (64-for-208), his highest against one team.

ORIOLES VS. OPPONENTS (Kans. City Cont.)

Lowenstein's left field partner, **Gary Roenicke**, hit 3 home runs vs. the Royals and now has 13 against them, also a high vs. one club (he hit 7 vs. KC in '79 alone).

O's Pitching: Both **Scott McGregor** and **Storm Davis** were 2-0 vs. the Royals . . . **Jim Palmer** was 0-1 and is now 21-12 lifetime against them. **McGregor** completed 2 of 3 starts including a 1-0 2-hitter on May 28 at K.C.

vs. MINNESOTA ('83: 8-4 . . . Lifetime: 265-203) . . . The O's lost the first 3 games in the season series when the Twins came to Baltimore May 23-24-25 and swept a series at Memorial Stadium for the first time since that club moved to the Upper Midwest in '61 (it was their 51st trip to Balmer in that 15 year period) . . . It was also the first series the Twins had won in Crabtown in 5 years (since May '78) . . . Before the sweep the O's had won 13 of their last 14 games at home against Minnesota (that record is now 16-4 in last 20).

Game Highlights: See "Game Highlights" on pages 44-48 for details of the following games—"Historic Win at the 'Hump', Sep. 2"; "More History at the 'Hump', Sep. 3", and "11-1 & 18-4, Sep. 4".

The Twins hit 5 homers and the O's 2 on May 23rd to tie a record for most hrs, both clubs, in an Orioles game . . .**Tom Brunansky** & **Gary Ward** each hit 2 . . . **Brunansky** had 5 rbi in the game.

More on Season Series: The O's are 40-14 (.741) in the last 5 years against the Twins and 28-8 (.778) starting July 21, '80.

Twins' Batting: **Brunansky** led the Twins in hr (3) and rbi (8) though he batted only .227 (10-for-44) vs. the O's . . . The leading hitter among regulars was **Ron Washington** (.382, 13-for-34) . . . In 2 seasons, **Washington** has a career mark of .353 (24-for-68) against Baltimore.

Twins' Pitching: **Ken Schrom** was 2-2 . . . He won his first 2 starts, one of them a complete game (over **Storm Davis**, 10-3, on May 31), then yielded 10 runs in 5.2 innings in his last 2 outings against the O's while losing both . . . The only other multiple loser was **Bobby Castillo** (1-2).

John Butcher and **Mike Smithson**, acquired from Texas over the winter, accounted for 2 of the Rangers' 3 wins vs. the O's in '83 . . . **Butcher's** win was a 1-hit 2-0 masterpiece at Texas Aug. 16 over **Allan Ramirez** (**Al Bumbry** had the only hit, in the 3rd inning). **Smithson** was 1-2.

O's Batting: **Cal Ripken** who enjoyed perhaps his biggest career day on Sep. 3 at the Metrodome (see "Game Highlights" page 47), batted .367 (18-for-49) with 5 homers and 13 rbi in 12 games . . . **Gary Roenicke** went 11-for-20 (.550) with 2 homers & 6 rbi.

Seven Orioles have career averages over .300 vs. Minnesota: **Rich Dauer**-.303 (66-for-218); **Rick Dempsey**-.309 (63-for-204); **Eddie Murray**-.313 (91-for-288); **Ripken**-.347 (33-for-95); **Roenicke**-.359 (55-for-153);**Lenn Sakata**-.356 (21-for-59); and **Ken Singleton**-.317 (99-for-312).

O's Pitching: **Mike Flanagan** was 2-0 and has now won 14 straight against the Twins since losing his first 2 career decisions, the latter on May 29, '77 to **Dave Goltz** (i.e. he's 14-2 lifetime).

Mike Boddicker was also 2-0 and **Scott McGregor** was 2-1 . . . **Scott** is now 10-4 lifetime vs. Minny . . . **Jim Palmer** (1-0) is 21-11 lifetime, not including his 2 pennant clinching victories in the '69 & '70 ALCS . . . **Tippy Martinez** has never thrown a home run ball to a Twins batter.

vs. MILWAUKEE ('83: 11-2 . . . Lifetime: 138-73). . . '83 was the Orioles most successful year ever against the Brewers. The Birds were 7-0 at Baltimore and 4-2 in Milwaukee. Despite the O's dominance, 10 of the 13 games were decided by 3 or fewer runs, and the O's twice had to come from 0-7 deficits to win (June 15 & Sep. 18).

Game Highlights: See pages 44-48 for details of following O's-Brewer games—"Ramirez to the Rescue, June 8"; "Comedy of Errors, June 9"; "Rip & Tippy Show, June 13"; "Miracle in Milwaukee, June 15"; "Brewers Revenge, June 16"; "Another Miracle against Milwaukee, Sep. 18"; "Sudden Death Stefero, Sep. 19"; "Clinching, Sep. 25".

The O's swept a 4 game series at Baltimore Sep. 16-19 despite grounding into 10 double plays, including 5 in one game (Sep. 16) won by the O's 8-1 . . . **Robin Yount** tied a record by participating in all 5 dp's.

ORIOLES VS. OPPONENTS (Mil. Cont.)

More on Season Series: The O's who are now 20-6 vs. the Brewers over the last 2 years, including 10-1 at home starting Oct. 1,'82. The only loss at Memorial Stadium in that stretch, of course, clinched a division title for the Brewers (Oct. 3, '82).

The O's are 12-3 in 15 season series since the franchise began operating in Seattle ('69), and their .654 lifetime percentage (138-73) is a high against a single club, EXCEPT for the two newest expansion teams (vs. Toronto-.697 & vs. Seattle-.689).

The Orioles hit .310 (144-for-464) in the season series compared to the Brewers' .257 (120-for-467), out-scored them 80 to 57 and out-pitched them 3.44 to 5.66. Over the last 2 years the Birds have compiled a .316 team average against Milwaukee pitching (308-for-974).

At Milwaukee: Lifetime at County Stadium vs. the Brewers, the O's are 68-39 (.636), exceeded only by their winning percentage at Texas (.687, 46-21).

Brewers' Batting: **Robin Yount** hit .340 (18-for-53) . . . He has 21 rbi and 8 home runs in 26 games vs. the O's over the last 2 years to go with a .333 average (36-for-108).

Cecil Cooper was held to a .185 average (10-for-54) with no home runs . . . In his last 2 A.L. seasons **Cooper** has batted .310 (408-for-1315) with 64 hr & 247 rbi overall. Against Baltimore in that period, he is hitting only .183 (19-for-104) with 1 hr and 7 rbi in 25 games. **Paul Molitor** stole 2 bases in as many attempts and is now 15-for-17 on the basepaths lifetime against the Birds. For Texas in '83, **Jim Sundberg** hit .405 (15-for-37).

Brewers' Pitching: The only winners in the season series were **Jamie Cocanower** and **Jim Slaton** (both 1-0) . . . **Bob Gibson** was 0-3 and **Tom Tellmann** 0-2.

Mike Caldwell (0-1) is now 3-8 lifetime vs. Baltimore with a 5.81 era (54 er, 83.2 ip) and has yielded 20 home runs in 14 games. The Orioles' career batting average against the veteran lefthander is .318 (108-for-340).

Orioles Batting: Eight of the 21 batters who faced the Brewers in '83 hit over .300, led by **Al Bumbry** at .486 (18-for-37) and **Cal Ripken** at .466 (27-for-58, 3 hr, 15 rbi in 13 games) . . . **Rip** was 14-for-his last-21 vs. Milwaukee . . . **John Shelby** hit .400 (8-for-20).

Jim Dwyer and **Joe Nolan** both hit homers in the Sep. 25th division title clincher.

Rookie **John Stefero** became the **"New Dave Criscione"** vs. the Brewers . . . On both Sep. 18 & 19 he drove in the winning run against the Brewers in "sudden death" (see "Game Highlights" on page 48). In '77 **Criscione**, a catcher up from Rochester, appeared in only 7 games for the O's, but contributed significantly to 2 Baltimore wins against Milwaukee . . . In one of those, he hit an 11th inning game-winning homer (Jul. 25, '77). Ask **Bud Selig** for details.

Lenn Sakata, who, ironically, hit his 1st major league homer for the Brewers vs. the O's in the **"Dave Criscione"** game to give the Brewers a 3-2 lead in the 9th, has hit well against his original club since joining the Orioles . . . He has a .296 average (21-for-71) and has hit 5 of his 17 career homers off Milwaukee pitching.

Over the last 3 years, **Eddie Murray** has hit 9 homers and driven in 31 runs in 33 games against the Brewers.

Orioles Pitching: **Tippy Martinez** was the O's most productive pitcher in the season series . . . He was 2-0 with 5 saves in 9 appearances . . . Overall, the bullpen played a big role in 10 of the O's 11 wins (4-1 with 6 saves) . . . Among starters, **Mike Boddicker** was 2-0 in 2 starts and **Tim Stoddard** was 2-1 . . . The only losses were sustained by **Stoddard** and **Dennis Martinez** (1-1) . . . . **Dennis**, however, still sports a 10-5 lifetime record.

vs. NEW YORK ('83: 6-7. . . Lifetime: 277-253) . . . The Yankees won the season series for only the 4th time in the last 20 years . . . The last 2 times New York has captured the season set, the O's have gone on to win the A.L. pennant ('79 & '83) . . . Nine of the 13 games between the 2 clubs were decided by 1 or 2 runs in '83.

Over the last 2 decades, the O's are 15-4-1 in season series, and are 17-6-1 since losing the first 5 ('54 thru '58) to New York.

Game Highlights: See pages 44-48 for details of following O's-Yankee games— "Bad Time in Big Apple, June 27"; "More Bad Times in Big Apple, June 29"; "Nettled, Sep. 9"; "Joe, Brother Low & O's Take 2, Sep. 10".

ORIOLES VS. OPPONENTS (New York Cont.)

On Sep. 11 at Yankee Stadium **John Shelby** threw out **Willie Randolph** and **Ken Griffey** at the plate and picked up a 3rd assist with a throw to **Rick Dempsey** who relayed to **Ripken** to nail **Rick Cerone** at 2nd base.

O's vs. Yankees Lifetime: The O's are the only A.L. club with a lifetime winning record vs. N.Y. (.523, 277-253, +24). During their first 5 seasons the O's were 32-76 against the Bombers, but from '59 thru '83 Baltimore compiled a 245-177 (.581) mark and over the last 20 campaigns (starting '64) have gone 194-127 (.605).

Detroit ranks 2nd against the Yankees with a .473 (775-862) lifetime percentage followed by the Milwaukee Brewers (excluding Sea. Pilots) at .465 (94-108).

At Baltimore: The O's had beaten the Yankees 10 straight times in Baltimore after winning the first game of the year June 21st before **Ron Guidry** beat the Birds the following night (June 22) . . . They have now downed the Yankees 12 times in the last 15 games at Memorial Stadium. Lifetime, the O's have a 146-118 edge in Baltimore.

At New York: Baltimore was 3-4 at Yankee Stadium in '83 after losing the first 4 games (2 of them in "sudden death"). Overall the Birds are 122-126 (.492) in the "House that Ruth Built", the best lifetime record in the league among Yankee rivals. Oakland (excluding KC & Pha. A's) is 2nd at 35-48 (.422) and Minnesota (excluding Washington) 3rd at 60-84 (.417).

Since the New Yankee Stadium opened in '76, the O's are 31-26 there.

Over the last 3 years, the Birds are 9-11 in the Bronx and 6 of those 11 defeats have come in "sudden death": In '81 homers by **Graig Nettles, Dave Revering** and **Bobby Murcer** produced instant victories . . . In '82 **Willie Randolph's** 16th inning single on June 19 gave the Yankees a win, and in '83 **Butch Wynegar** delivered two-game winning blows in extra innings in a 3 game span: an 11th inning single on June 27th and a 12th inning homer on June 30th, both off **Tim Stoddard.**

In one 4-year stretch ('65-'68), the O's were 30-8 at Yankee Stadium and they won 12 straight there between May 1, '65 and June 21, '66.

Sweeps: In 30 years, the O's hold a 31-30 edge in sweeps (3 game series minimum). They are 19-11 at home and 12-19 at New York in sweeps . . .

The O's have twice swept 5 game series vs. New York (both in Baltimore): '62 (8/22-24) and '82 (9/13-16) . . . The only other sweep of a 5-game set in O's history was against the Twins, also at Baltimore July 1-3, '66.

Yankees Batting: Don Baylor was the Yankees leading hitter vs. Baltimore in '83 at .381 (16-for-42) with 1 homer and 3 rbi in 11 games . . . **Baylor**, over the past 3 seasons, has hit Baltimore pitching at a .351 clip (47-for-134) with 9 hr, 26 rbi in 35 games.

Nettles hit .351 (13-for-37) with 3 hr and 10 rbi in 10 games. One of the homers was an 8th inning game winner (Sep. 9) and another tied a game in the 8th (June 21) at Baltimore . . . **Nettles** ranks 8th on the all-time list of home run hitters against Baltimore (30) . . . **Harmon Killebrew** leads with 70 and 2nd is **Mickey Mantle**-44. Among actives **Reggie Jackson** is tops with 40.

Dave Winfield batted only .184 (9-for-49) in 12 games with no homers and only 2 rbi . . . In 3 A.L. seasons, **Winfield** has a .268 average (38-for-142) in 38 games with 8 hr and 19 rbi.

Yankees Pitching: Goose Gossage was 3-0 in 5 appearances (tied Detroit's **Dan Petry** for most regular season wins vs. O's . . . **LaMarr Hoyt** won 3 also including ALCS). However, the hard throwing righthander yielded 6 runs in 10.1 innings (5.23 era) including 5 in the same frame (9th inning, Sep. 10, 1st of 2) during which he permitted a total of 6 runs to cross (the 1st charged to loser **Shane Rawley**). **Joe Nolan** singled home the winning run off **Goose**, then **John Lowenstein** followed 4 batters later with a grand slam.

Guidry was 2-0 with 2 complete games and snapped a 5-game losing streak against the O's . . . Though he's lost 5 of his last 7 decisions, **Guidry** is 7-6 lifetime vs. Baltimore . . .

Rawley (0-3), who pitched more innings vs. Baltimore than any other pitcher while throwing 5 "gophers", is 0-6 vs. Baltimore since his lone career win, for Seattle June 22, '80 at Baltimore . . . He's 1-6

ORIOLES VS. OPPONENTS (N.Y. Cont.)

lifetime . . . **Rudy May** pitched to only 3 O's batters in '83 (Sep. 10th-2nd game), but that was enough to pick up a loss. At 3-15 lifetime, he holds the distinction of having lost more games to Baltimore than any other active pitcher (since the retirement of **Gaylord Perry** who was 12-19) . . . **Tommy John** is 15-14.

Orioles Batting: Gary Roenicke hit 3 home runs (2 off **Rawley** and 1 off **Guidry**) and drove in 11 in 13 games to lead the O's in both categories vs. New York . . . **Cal Ripken** has 5 home runs and 23 rbi in 26 games vs. the Yankees the last 2 years (including 17 rbi in '82).

The O's top lifetime hitter against the Yankees is **Benny Ayala** at .299 (29-for-97) despite a 4-for-21 (.190) in '83 . . . **Ken Singleton** boasts a .287 (126-for-439) lifetime figure.

Orioles Pitching: Tippy Martinez was 1-0 with 4 saves in 9 appearances, including 4 in a row (Sep. 9-10-11) and gave up just 1 unearned run in 16 innings . . . Over the past 2 campaigns, he has an 0.00 era in 18 appearances spanning 30.1 innings. He was scored on in his final '81 effort against the Yankees. **Tippy** has contributed either a win or a save (3-0-9) to 12 of the O's 17 victories in that 2 year span (including 5 of 6 O's wins in '83).

Lifetime, **Tippy** is 9-5 with 11 saves and a 1.92 era (75 ip, 16 er) in 52 appearances (a personal high vs. one opponent).

Mike Boddicker (2-1) was the lone multiple winner (he's 3-1 lifetime) vs. New York . . . **Scott McGregor** (0-2) is now 6-7 lifetime . . .Five of his 6 wins have been shutouts.

Mike Flanagan (1-0 in '83) has been streaky throughout most of his career against the Yankees. He started with one win in his first 3 decisions, then won 5 in a row, lost 5 straight, and has now won his last 3 decisions.

Jim Palmer (1-0 in '83) is 30-16 lifetime and 7-1 in his last 8 decisions vs. New York (including 4-0 vs. **Guidry**) . . . He is 16-7 at Yankee Stadium (7-3 since it reopened in '76) and leads all active pitchers in Yankee taming. He is tied for 8th on the all-time list with **Bob Feller, Chief Bender, George Mullin** and **Hooks Dauss** . . . **Walter Johnson** heads the list with 60 wins vs. the Yankees.

vs. OAKLAND ('83: 8-4 . . . Lifetime-Oak. only: 112-82). . . The O's won the season series for the 7th straight time (starting '77) . . . In that period, the Birds are 56-25 (.691) against the A's (including 11-0 in '78).

Starting July 8, '76, the O's are 29-13 (.690) at Oakland and are 60-45 there lifetime (inc. 3-3 in '71, '73, & '74 ALCS).

Eight of the 12 games in the '83 season series were decided by 1 or 2 runs.

5 Hours, 1 Run: On Sunday, May 8 in Baltimore, a game scheduled to begin at 2:05 was not completed until 7:47 thanks to 4 rain delays . . . The only run in the game was a homer by new Oriole **Wayne Gross**, then with the A's, off **Tippy Martinez** in the 8th inning and it made a winner of **Bill Krueger.**

Oakland Batting: Rickey Henderson enjoyed a typical year against the O's . . . He hit .409 (18-for-44) and stole 8 bases in 11 tries . . . **Henderson** is the leading lifetime hitter among active players vs. the O's (.350, 69-for-197), has a career on-base percentage of .458 (108-for-236), has drawn 39 walks and stole 34 bases in 45 tries, all in 53 games.

Dwayne Murphy led the A's in homers vs. Baltimore with 3 and **Carney Lansford** was tops in rbi (8).

Oakland Pitching: Tim Conroy was the only multiple loser at 0-2, and no A's pitcher beat the Birds more than once. The veteran **Tom Burgmeier** (age 40) was 1-0 with 2 saves and allowed only one run in 16.1 innings . . . Rookie **Chris Codiroli** was 1-1 with a yield of 7 earned runs in 9.1 innings over 2 starts.

Bill Caudill, in 2 A.L. seasons at Seattle, was 3-0 with 2 saves in 7 appearances vs. the O's . . . He's allowed ony 2 runs in 8.2 innings and has struck out 17 of the 35 Baltimore batters he's faced.

O's Batting: Jim Dwyer (5-for-10) and **Lenn Sakata** (4-for-8) both hit .500 in limited action against Oakland in '83, but among regulars, the leading batter was **John Lowenstein** (.394, 13-for-33). **John Shelby** batted .370 (10-for-27).

Eddie Murray and **Cal Ripken** each hit 4 homers and **Rip** led the club with 11 rbi in 12 games . . . **Eddie** batted .341 (14-for-41) and with 13 walks forged a .500 on-base pct. (27-for-54) . . . The only veteran with a .300 career average vs. the A's is **Benny Ayala** (.308, 8-for-26).

ORIOLES VS. OPPONENTS (Oak. Cont.)

Orioles Pitching: **Mike Flanagan**, **Storm Davis** and **Dennis** **tinez** were all 2-0 . . . **Flanagan** is now 14-4 lifetime vs. the A's and 9 Oakland . . . **Dennis** is 10-1 overall and 5-0 at Baltimore and **Davis** i in 2 seasons.

vs. SEATTLE ('83: 8-4 . . . Lifetime: 51-23) . . . The O's are 6-0-1 in 7 sea series vs. the Mariners . . .

O's on the West Coast: Over the past 6 seasons the O's have fa generally well on the west Coast. In that period (starting '78) they h gone 66-37 (.641) in the 3 ballparks (Cal 22-13, Oak 23-13, Sea 21-11). '83, they were 11-7 on the coast.

At Baltimore: The O's are 28-9 (.757) lifetime against the M's Memorial Stadium. They won the first 14 games they ever pla against the M's at Baltimore until **Mike Parrott** beat **Sammy Stewart** 25, '79. Since then the O's are 14-9 in at home vs. the Mariners who h won 2 of 14 series played here.

M's Batting: **Richie Zisk** batted .320 (8-for-25) . . . In 3 years the Mariners, **Zisk** has hit .385 (30-for-78) vs. Baltimore with 5 hr, 9 rb 19 games . . . **Todd Cruz** led the Mariners in rbi vs. the O's with 5 i games despite a 3-for-20 (.150) average and despite the fact he sp more than half the season with the Orioles.

M's Pitching: **Jim Beattie** (2-2) was the only multiple winner he joined **Matt Young** & **Gaylord Perry**, both 0-2, as 2-time losers **Perry** actually lost 3 games to the O's in '83 including one while K.C. . . . One of **Young's** losing efforts was particularly distinguished. On July 10, he combined with **Mike Stanton** on a 2-hitter at Baltimo only to lose on **Mike Boddicker's** 5-hit shutout . . . Both runs charged **Young** were unearned.

O's Batting: **Ken Singleton**, to no one's surprise, batted .3 (16-for-41) against the M's (with 2 hr & 11 rbi in 12 games) . . . I seasons against them, **Ken** has a .343 lifetime average (84-for-245) w 22 homers and 70 rbi in 69 games.

At the Kingdome last year he hit .500 (12-for-24) with home run and 10 rbi in 6 games . . . Lifetime, he has driven in 35 runs a hit 12 homers in 34 indoor games in the Pacific Northwest.

Eddie Murray, on the other hand, has struggled again the M's over the last 2 years during which he is 15-for-82 (.183) with homers and 6 rbi in 23 games. He hasn't hit a home run against the M in 27 games since connecting off Larry Andersen on Aug. 24, '81 at t Kingdome.

Al Bumbry is a .312 lifetime hitter (73-for-234) against th M's and **Joe Nolan** has a .333 average (10-for-30).

O's Pitching: **Storm Davis** and **Scott McGregor** were both 2-1 . . **Mike Flanagan** (1-0) is 8-3 lifetime and **Dennis Martinez** (1-1 in '83) is 11 . . . **Tippy Martinez** has pitched against the M's 19 times and is 2-0 with saves plus a 1.20 era (4 er, 30 ip).

Jim Palmer did not pitch against the Mariners in '83 . . . A a matter of fact, he's made only 8 appearances in 7 years and is 2-3 v the M's. At the Kingdome he is 0-2, having lost his first 2 lifetime start there, both to **Glenn Abbott** in '77.

In the last 6 seasons (starting '78) **Jim** has worked onl twice in the dome. One was a no-decision start on Aug. 25, '81 and th other, a hitless 4-inning relief appearance on May 14,'82 during which h earned a save . . . In 4 games at Seattle, he has allowed 11 earned run and 13 hits in 13 innings.

Palmer's 2 wins were against **Dick Pole** on May 8, '77 and **Jim Beattie** on Sep. 2, '80, both in Baltimore, as was his other loss, o June 20, '80 to **Floyd Bannister**.

vs. TEXAS ('83: 9-3 . . . Lifetime-Tex. only: 78-54) . . . The O's are 20-7 (.741 vs. the Rangers over the past 3 years.

Game Highlights: See pages 44-48 for details of following games—"41 Hits, May 14", "Trouble in Texas (with Ken Kaiser), May 15", and "Late Rally Beats Texas, July 29".

In a rare mid-week afternoon game last April 21st in Balti- more, the O's beat the Rangers in 14 innings on an unusual play. With 1 out, **John Shelby** (winning run) on 3rd and **Dan Ford** on 1st, **Cal Ripken** hit a bouncer to **Bucky Dent** who fumbled briefly, then recovered and threw to **Mike Richardt** covering at 2nd for the force. However, a hard, clean slide by **Ford** prevented any chance for an inning ending double play as **Shelby** checked in with the game-winning tally. Unfortunately, **Richardt** sustained a serious knee injury on the play and was sidelined until after the all-star break.

ORIOLES VS. OPPONENTS (Tex. Cont.)

At Texas: The Orioles were 4-2 in '83 and are now 46-21 (.687) at Arlington, their best record anywhere on the road (in 2nd place is HHH at Minny, 8-4, .667 and 3rd best is County Stadium in Milwaukee where they are 64-37, .634 vs. the Brewers).

Home vs. Rangers: Despite the O's 5-1 '83 record vs. Texas in Baltimore last year, the Rangers remain the only A.L. opponent with a lifetime winning record at Memorial Stadium. They are 33-32 in Baltimore since the franchise moved to Texas from D.C. in '72.

Texas Batting: The Rangers' top 3 hitters vs. the O's in '83 were the now departed **Jim Sundberg** (.405, 15-for-37), **George Wright** (.360, 18-for-50) and **Bucky Dent** (.355, 11-for-31) . . . **Billy Sample** led the club with 8 rbi vs. Baltimore and had 5 extra base hits including 2 homers on a .300 average (15-for-50).

Dave Hostetler also hit 2 home runs vs. the O's (both on July 30 in Baltimore), but also fanned 13 times in 26 official trips.

Texas Pitching: **Charlie Hough** and **Odell Jones** were both 0-2 though Jones had a save and **Mike Smithson** was 1-2 . . . There were no multiple winners . . . **John Butcher** and **Danny Darwin**, along with **Smithson**, were the only Rangers to post a victory in the season series . . . **Butcher's** was a 1-hit 2-0 masterpiece on Aug. 16 (**Al Bumbry** had the only hit, in the 3rd inning). Darwin worked 10.1 innings vs. the O's (2 app.) and allowed no earned runs.

Rick Honeycutt, the A.L. era leader (2.42), was 0-0 in one start and gave up 5 earned runs in 2.1 innings (era 19.29) . . . The Rangers led the A.L. with a 3.31 team era, but had a 4.67 vs. Baltimore.

O's Batting: **Ripken** led the O's with a .373 average (19-for-51), and though he hit no homers, scored 11 runs . . . Lifetime, he is batting .340 (34-for-100) against the Rangers.

John Lowenstein (.348, 8-for-23) hit 4 homers in the season series and tied **Eddie Murray** in rbi with 11.

O's Pitching: **Mike Boddicker** and **Sammy Stewart** were both 2-0 while **Dennis Martinez** (0-2) was charged with 2 of the club's 3 losses in the season series. The only other loser was **Allan Ramirez** who was the victim of **Butcher's** 1-hitter Aug. 16.

Tippy Martinez (1-0 with no saves in 4 '83 appearances) is 6-0 with 6 saves lifetime vs. the Rangers in 23 games with a 2.15 era (50.1 ip, 12 er) . . . **Scott McGregor** (1-0 in '83) is also undefeated lifetime against Texas (5-0) . . . **Jim Palmer** was 0-0 in '83 but has a 22-16 career record.

vs. TORONTO ('83: 7-6 . . . Lifetime 62-27) . . . Though the O's have had plenty of trouble over the past 7 years with the Blue Jays, they have, nevertheless, won all 7 season series since Toronto came into the league in '77, and the O's .697 winning percentage (62-27) is a club high vs. a single opponent.

At Baltimore the O's are 36-9 (.800) lifetime vs. the Blue Jays, and are 34-6 (.850) since losing on Sep. 19, '77 . . . That stretch includes a 19-game winning streak which ended on May 3, '81. In 12 series at Memorial Stadium, the O's are 10-1-1. The only set they lost (2 games to 1) was in '82 (May 21-22-23).

Game Highlights: See pages 44-48 for details of following games—"Disco Does it Again, May 19"; "That's Incredible (the 3 pickoff game), Aug. 24"; "More of the Same, Aug. 25", and "7 in the 1st, Aug. 31".

Before losing 2 straight in extra innings to the O's Aug. 24 & 25, the Jays had won 12 straight overtime games (including 9 in '83) since dropping a 10 inning decision exactly one year earlier in Baltimore (8/24/82) . . . Joey McLaughlin was the loser in both Aug. 24th defeats (i.e. '82 & '83).

The 2 consecutive extra inning losses marked the start of a disastrous streak for the Jays. In 8 games from Aug. 24 thru 30, they were 2-6 and in all 6 defeats, the "losing run" scored in the 9th or later.

Both O's-Jays series in Baltimore drew more than 100,000 people, and the August series was only the 3rd weeknight set to reach 6 figures in the Orioles 30 year history.

Dave Stieb and **Jim Clancy** pitched back to back shutouts against the O's at Toronto on May 21 & 22, a 4-hitter and 3-hitter respectively, that precipitated the Birds' first 7 game losing streak.

ORIOLES VS. OPPONENTS (Tor. Cont.)

Toronto Batting: **Cliff Johnson** hit 5 home runs, an'83 high by one batter vs. Baltimore . . . All 5 shots were solos and accounted for all 5 of his rbi against the Birds. **Buck Martinez** hit his 1st career grand slam on June 5th in Baltimore off **Tim Stoddard.**

Jesse Barfield was the Jays leading hitter in the season series at .400 (12-for-30) and hit 3 homers, while **Lloyd Moseby** batted .349 (15-for-43) and drove in 10 runs in 13 games.

Toronto Pitching: **Clancy** was 2-0 and is now up to 5-8 lifetime while **Stieb** was 1-1 . . . His career record stands at 2-7 . . . **McLaughlin** was 0-2 but also picked up 2 saves.

O's Batting: **Eddie Murray** had 3 hrs & 10 rbi to lead the O's against Toronto despite a .239 average (11-for-46) . . . Lifetime in 87 games, **Eddie** has 18 hr, 61 rbi and a .325 average (102-for-314).

Jim Dwyer, who batted .333 (7-for-21) vs. the Blue Jays with one home run, has hit 7 of his 28 career A.L. homers off Toronto pitching.

O's Pitching: **Tippy** in 7 appearances was 3-0 with one save, and is now 5-0 with 6 saves lifetime in 30 games against Toronto, despite a 5.05 era (35.2 ip, 20 er), the highest he has registered against any one club.

Mike Flanagan (0-1) lost to the Jays on Aug. 23 in Baltimore, snapping a perfect 10-0 lifetime mark against them at Memorial Stadium . . . Overall, he is 15-5 vs. Toronto.

Scott McGregor was 2-0 and is 9-2 lifetime and **Mike Boddicker** was 2-0 . . .**Dennis Martinez** was 0-1 but is 8-3 and **Jim Palmer** is 9-7 despite an 0-1 in '83.

O'S HAVE BEST RECORD IN MAJORS FOR LAST 28 YEARS

During the 28 years that have elapsed from 1956 thru 1983, the Orioles have won more games than any other big league club and have compiled the best won-lost percentage. In that period, they are 585 games over .500.

The O's had a 111-197 (.360) record in their 1st 2 Baltimore seasons ('54-'55). The club improved to 69-85 in '56 and really began to jell in '57, when the Birds finished at .500 (76-76) for the 1st time. The Orioles have had the majors' best record starting '57 for many years but did not gain that distinction beginning '56 until '82, when they passed the Yankees.

Listed below are the standings of the 16 clubs that have played during the entire 28-year span.

1. Orioles	2499-1914 (.566)	10. White Sox	2265-2158 (.512)
2. Yankees	2477-1948 (.560)	11. Braves	2249-2172 (.509)
3. Dodgers	2459-1974 (.555)	12. Phillies	2180-2243 (.493)
4. Reds	2424-1998 (.548)	13. Twins, nee Senators	2160-2265 (.488)
5. Pirates	2351-2067 (.532)	14. Indians	2129-2284 (.482)
6. Tigers	2303-2128 (.520)	15. A's	2063-2366 (.466)
7. Cardinals	2294-2124 (.519)	16. Cubs	2033-2386 (.460)
8. Giants	2292-2138 (.5174)		
9. Red Sox	2288-2138 (.5169)		

Since the franchise came to Baltimore from St. Louis prior to the 1954 season (30 seasons thru '83), the O's have compiled the 3rd best record in the majors-.553 (2610-2111) behind: Yankees-.566 (2676 -2055) and Dodgers-.559 (2649-2091). In those 30 seasons, the Orioles have won 100 or more games 5 times ('69, '70, '71, '79, '80), an achievement bettered only by the Yankees (6 times) in that period. Baltimore's 5 100-victory seasons in the last 15 years is unsurpassed.

In addition, the Orioles own the best record in the major leagues over the last 10 seasons ('74-'83) at .585 (909-646); the last 5 years ('79-'83) at .604 (453-297), the last 4 campaigns ('80-'83) at .594 (351-240), and the last 3 seasons ('81-'83) at .585 (251-178). Baltimore had the majors' best record in '79 and has compiled the 2nd best mark in each of the last 4 years.

The Orioles have had 16 consecutive winning seasons (starting '68), the longest active streak in the big leagues. Boston had been over the .500 mark for 16 straight years ('67-'82) before falling to 78-84 in '83.

RULES OF INTEREST

TRADING AND WAIVER REGULATIONS

Within League:

A.L. Waivers Necessary: June 16 thru last day of season

No Waivers Necessary: First day of off-season thru June 15 next.

Between Leagues:

A.L. and N.L. Waivers Necessary: June 16 thru last day of season

A.L. Waivers (only) Necessary: At all other times EXCEPT during inter-league trading periods.

No Waivers Necessary (Inter-League Trading Periods):

(1) February 15 thru April 1
(2) Fifth day following end of World Series thru the day PRECEDING the last SCHEDULED day of the winter meetings.

National Association Assignments: Waivers are required at all times for assignments to National Association clubs, EXCEPT for optional assignments within three years of date player first reported to the major leagues.

SUSPENDED GAME RULE

A game terminated for any of the following reasons will be a suspended game *IF* it has progressed far enough to be an official game (i.e., 4½ or 5 innings):

(1) a curfew imposed by law
(2) a pre-arranged time limit, and
(3) darkness where local law prohibits turning on the lights, or where lights are not available

LIGHT FAILURE: A game terminated by light failure or malfunction of a mechanical device under the control of the home club will be a SUSPENDED GAME ANYTIME AFTER IT STARTS.

INNING IN PROGRESS (added in 1980): If WEATHER forces the termination of a legal game while an INNING IS IN PROGRESS, it will become a SUSPENDED game if EITHER of the following two conditions exists:

(1) The VISITING TEAM has scored one or more runs to TIE the game, and the HOME TEAM has not scored.
(2) The VISITING TEAM has scored one or more runs to take the lead and the HOME TEAM has not tied the score, or taken the lead.

NOTE: If a legal game is TIED when called because of weather and NEITHER of the above situations prevails, it is a TIE GAME and must be RE-PLAYED in its entirety.

PROCEDURES FOR RESUMPTION OF PLAY: Suspended games shall be resumed at the exact point of suspension IMMEDIATELY PRECEDING the NEXT SINGLE game between the two clubs on the SAME GROUND. If this is not possible, other provisions for resumption are specified in A.L. Regulation 5.2 (c).

BALTIMORE AND A.L. CURFEWS

SATURDAY NIGHT: In Baltimore, all play must STOP at 11:59 P.M. The weeknight curfew in Baltimore no longer exists.

A.L. RULE: No inning may start after 1:00 A.M., BUT any inning that BEGINS PRIOR to 1:00 A.M. may be PLAYED TO COMPLETION. Curfews shall be waived for the final series of the season in each of the two parks of two contesting teams.

Batting/ERA Title Qualifications: 502 or more plate appearances . . . 162 or more innings.

Rookie Qualification: A player shall be considered a rookie unless, during a previous season or seasons, he has:

(1) exceeded 130 at bats or 50 innings pitched in the majors, or (2) accumulated more than 45 days on the active roster of a big league club(s) prior to Aug. 31.

Consecutive Game Hitting Streaks: A consecutive-game hitting streak shall not be terminated if all the player's plate appearances (one or more) result in a base on balls, hit batsman, defensive interference or a sacrifice bunt. The streak shall terminate if the player has a sacrifice fly and no hit.

The player's individual consecutive-game hitting streak shall be determined by the consecutive games in which the player appears and is not determined by his Club's games.

Save Rule (10-20): Credit a pitcher with a save when he is the finishing,

1984p60-61

RULES OF INTEREST CONTINUED

but not the winning pitcher, and when he qualifies under one of the following conditions:

(1) he enters the game with a lead of no more than three runs and pitches for at least one inning, or

(2) he enters the game with the potential tying run either on base at bat, or on deck, or

(3) he pitches effectively for at least three innings regardless of his club's lead.

The current rule was adopted in 1975. Saves became official for the first time in '69 . . . The original rule was amended in '73 then revised again in '75.

ORIOLES "HALL OF FAME"

The Orioles' "Hall of Fame" was founded in 1977 by the Oriole Advocates in cooperation with the ballclub to honor the outstanding players, managers and coaches to have represented the Orioles during the modern major league era which began in 1954.

Since that time, 9 men have been inducted by vote of selected writers, announcers, and veteran members of the Oriole Advocates.

Brooks and Frank Robinson ('77) were charter inductees, followed by: Dave McNally ('78), Boog Powell ('79), Gus Triandos ('81), Luis Aparicio and Mike Cuellar ('82), and Mark Belanger and Earl Weaver ('83).

The 1984 selections will be announced sometime in late April.

To become a member, a candidate must be mentioned on 75% of the ballots cast. To qualify for nomination, he must have spent at least 3 seasons with the Orioles and can no longer be working for the club in the same capacity in which he is being considered.

Allen Barrett and Jack Buckley, both past presidents of the Oriole Advocates, were instrumental in making the Orioles "Hall of Fame" a reality. The chairman of the Oriole Advocate's Hall of Fame Committee this year is Bill Tabak.

APARACIO ELECTED TO BASEBALL HALL OF FAME

Luis Aparicio, the former Oriole ('63-'67) whom many call the greatest all-around shortstop of all time, was accorded Baseball's ultimate honor on January 11th when he was elected to the prestigious National Baseball Hall of Fame at Cooperstown. He was joined by two other most deserving gentlemen—Harmon Killebrew (573 home runs 5th all-time) and Don Drysdale (209-166).

The trio will be inducted in special ceremonies at Cooperstown on Sun., August 12th.

Though he spent 10 of his 18 American League seasons with the White Sox, Luis spent 5 years with the Orioles from 1963 thru 1967, was a vital cog, along with Brooks, Frank and Boog, in 1966 when the Birds captured their first world championship by beating the Dodgers in straight, and was elected to the Orioles "Hall of Fame" in 1982.

The 5'9" native of Maracaibo, Venezuela who will turn 50 on April 29th becomes the fourth ex-Oriole to join the Hall in the past 3 years. Frank and Brooks were both 1st ballot winners in '82 and '83 respectively. The other modern Oriole members are Robin Roberts, elected in 1978, and George Kell, elected in '83.

Aparicio was the leading vote-getter in the '83 balloting (341, 85%) . . . He was followed by Killebrew (335, 83%) and Drysdale (316, 78%). They are among only 187 to have achieved this distinction (not including those who may be chosen by special committees in March).

In his 18 seasons, from 1956 thru 1973, Luis led the league a record 9 straight times (his 1st 9 years) in stolen bases (506 career total), tied another record by topping A.L. shortstops in fielding 8 consecutive years, and appeared in 2,581 games at his position, more than anyone in history. His lifetime batting average was .261 (2677-for-10,230).

Luis is one of 13 shortstops elected to the Hall of Fame, but the first (except for veterans committee selections Dave Bancroft and Travis Jackson) since Lou Boudreau in 1970.

After his first 7 years in Chicago, Luis was traded to the Orioles in 1963 along with outfielder Al Smith for Hoyt Wilhelm, Pete Ward, Ron Hansen and Dave Nicholson. In 1968 he returned to Chicago, along with Russ Snyder and minor league 1st baseman John Matias in the deal that brought Don Buford, Bruce Howard and Roger Nelson to Baltimore. In 1971 he was traded to the Red Sox for infielders Mike Andrews and Luis Alvarado. He played his last 3 years in Boston.

ORIOLE ADVOCATES, INC.

The Oriole Advocates, Inc. is a unique non-profit corporation dedicated to promoting and stimulating interest in the game of baseball at both amateur and professional levels. The organization, founded officially in July, 1960, comprises some 75 men and women drawn from a wide cross-section in the Baltimore area.

Thru the years, the Advocates have made substantial financial contributions primarily to youth organizations, and have played a major role in the restoration of Babe Ruth's birthplace on Emory Street. Recently, the Advocates provided the leadership in establishing the Baltimore Orioles "Hall of Fame".

They have also become an essential right arm of the Orioles' public relations and promotions program. On "souvenir giveaway" days at the stadium, it is the Advocates who see to it that every eligible person coming to the park receives the treasured item.

Probably the biggest contribution of all, however, has been the formation and administration of the Junior Orioles program which began in '63 with 750 youngsters and reached an all-time high of 20,000 members (in '77). It is a massive undertaking, a quality "knothole" program that requires a great deal of care, time and effort.

The Oriole Advocates 1984 officers are: President—Chuck Lippy . . . 1st Vice-President—Bill Schofield . . . 2nd Vice President—Peck Minder . . . Treasurer—Charlie Pecot . . . Secretary—Burke Barrett, and Immediate Past President—Ray Weinstein.

The board of directors comprises Doug Canham, Mike Pintzuk and Scott Warrington, and committee chairman include: Special Events—Dan March . . . Junior Orioles—Jack Gray and Orioles Hall of Fame—Bill Tabak.

ORIOLES "DESIGNATED HITTERS"

The Orioles' "Designated Hitters" have been selling season tickets for the ballclub for 5 seasons (starting 1980) and, in that period, the Orioles' season sale has leaped from 1623 in 1979 to a projected all-time high of between 10,500 to 12,000 for 1984 (figures estimated because the sales campaign will continue to opening day.

Mayor William Donald Schaefer and a select group of Baltimoreans working closely with the Orioles' front office, created the organization in September 1979. Its purpose was to enlist the talents of successful men and women from the area business community to serve as the principal sales force for the annual season ticket campaign.

In the first year of operation (for '80 season) 28 of 45 candidates qualified for membership after meeting stringent sales requirements. That number has grown rapidly, and this year it is anticipated that between 65 and 70 will surpass the required sales minimums. The qualifying formula is based on a blend of new sales and renewals, and everyone must re-qualify for membership each year.

To this point, Glenn Babcock and Bob Hawkins are leading the veterans while 3 newcomers (John Pettigrew, Terry Cooper and Howard Weinberg) are at the top among the 18 or so expected to become members this year for the first time. That list of qualifying "rookies" will include 5 from the Washington, D.C. area.

Incentives for members include a trip for 2 to the Orioles' Miami spring training home, a special custom "DH" blazer, use of a special "sky box" on the mezzanine level, and other valuable rewards for top sellers. Among those prizes this year will be trips to New York and Toronto for Orioles weekends, to San Francisco for the All-Star game and to the World Series.

The "Designated Hitters" have their own officers and board of directors (Hal Hackerman is president for 1984), by-laws, newsletter and softball team (they are fortunate they do not have to sell tickets to their own games). They conduct their own meetings and pursue what can only be called an aggressive social program.

Mayor Schaefer, the 3 charter members of the organization (Owen Daly, Bill Beasman and Chris Hartman), Orioles Director for Business Affairs Bob Aylward, Lou Michaelson who was the top qualifier in each of the organization's first 4 years before joining the Orioles last spring as executive director of sales and former club vice-president Al Harazin (now with the Mets) have all been instrumental in directing the program thru its highly successful first 5 years as have former sales director Jon Richardson and the O's current DH coordinator, Dan O'Dowd.

The Orioles escalating season ticket sales figures by year since '79 (1,623): '80 (4,018), '81 (5,215), '82 (5,430), '83 (6,051).

ORIOLES ALL-STAR GAME SELECTEES—1954-1983

PLAYERS	PLAYERS	PLAYERS	PLAYERS
1954	**1962**	**1969**	**1974**
Bob Turley (DNP)	Jim Gentile	Paul Blair	Mike Cuellar (DNP)
1955	Milt Pappas	Dave Johnson*	Bobby Grich
Jim Wilson (DNP)	Brooks Robinson	Dave McNally	Brooks Robinson (ST)
1956	Hoyt Wilhelm*	Boog Powell (ST)	**1975**
George Kell (ST)	**1963**	Brooks Robinson	Jim Palmer (DNP)
1957	Luis Aparicio	Frank Robinson (ST)	**1976**
George Kell (ST)	Brooks Robinson	**1970**	Mark Belanger
Billy Loes	Steve Barber*	Mike Cuellar (DNP)	Bobby Grich (ST)
Gus Triandos (DNP)	**1964**	Dave Johnson (ST)	**1977**
1958	Luis Aparicio*	Dave McNally (DNP)	Jim Palmer (ST)†
Billy O'Dell	Brooks Robinson (ST)	Jim Palmer (ST)	Ken Singleton
Gus Triandos (ST)	Norm Siebern	Boog Powell (ST)	**1978**
1959	**1965**	Brooks Robinson	Jim Palmer (ST)†
Bill O'Dell[2]	Milt Pappas (ST)†	Frank Robinson (ST)	Mike Flanagan (DNP)
Gus Triandos (ST)[1]	Brooks Robinson (ST)	**1971**	Eddie Murray (DNP)
Jerry Walker (ST)†[2]	**1966**	Don Buford	**1979**
Hoyt Wilhelm (DNP 1st)	Steve Barber (DNP)	Mike Cuellar	Ken Singleton
Gene Woodling[2]	Andy Etchebarren (DNP)	Jim Palmer	Don Stanhouse (DNP)
1960	Brooks Robinson (ST)	Boog Powell*	**1980**
Chuck Estrada (DNP 2nd)	Frank Robinson (ST)	Brooks Robinson (ST)	Al Bumbry
Jim Gentile (DNP 2nd)	**1967**	Frank Robinson (ST)	Steve Stone (ST)†
Ron Hansen (ST, both)	Andy Etchebarren (DNP)	**1972**	**1981**
Brooks Robinson	Brooks Robinson (ST)	Pat Dobson (DNP)	Scott McGregor (DNP)
1961	Frank Robinson (DNP)	Bobby Grich (ST)†	Eddie Murray
Jack Brandt (DNP 2nd)	**1968**	Dave McNally	Ken Singleton (ST)
Jim Gentile (DNP 2nd)	Dave Johnson	Jim Palmer (ST)†	**1982**
Brooks Robinson (ST, both)	Boog Powell	Brooks Robinson (ST)	Eddie Murray
Hoyt Wilhelm (DNP 2nd)	Brooks Robinson (ST)	**1973**	**1983**
		Paul Blair	Tippy Martinez (DNP)
		Brooks Robinson (ST)	Eddie Murray
			Cal Ripken

MANAGERS: Hank Bauer, '67; Paul Richards, '61; Earl Weaver, '70, '71, '72, '74‡, '80

*—Selected but did not attend due to injury
†—Started but not elected
‡—Honorary Manager
[1]—Selected for 1st game only
[2]—Selected for 2nd game only

ALL-STAR GAME NOTES

1983: **Eddie Murray, Cal Ripken,** and **Tippy Martinez** were selected as reserves by A.L. and Milwaukee manager **Harvey Kuenn** for the July 6 contest at Chicago's Comiskey Park. Murray, selected for the 3rd straight year and 4th time overall, played the final 4 innings at 1st and was 0-for-2, giving him an 0-for-5 lifetime mark in all-star game competition. Ripken, making his 1st all-star appearance, was at shortstop for the final 4 innings of the American League's 13-3 win and walked in his only plate appearance. Martinez, also selected for the 1st time, did not pitch. Orioles manager **Joe Altobelli** served as third base coach for the American League, which defeated the National League all-stars for the 1st time since '71.

Elected Starters: In '81, **Ken Singleton** became Baltimore's 1st elected starter since '76 when he finished 2nd to **Reggie Jackson** in the A.L. outfield balloting. He became the 3rd Orioles' player to homer in an all-star game (see below).

Other O's who have been elected to starting positions are **Boog Powell** ('70, '71), **Brooks Robinson** ('71, '72, '73, '74), **Frank Robinson** ('71) and **Bobby Grich** ('76).

Selection of the starting team was returned to the fans in '70 under the sponsorship of the Gillette Company in cooperation with Major League Baseball. Following the ballot box "stuffing" incident in Cincinnati in '57, responsibility for choosing the starting teams was entrusted to major league players for 12 years ('58 thru '69).

Orioles All-Star MVPs: Three Orioles have won "mvp" honors in all-star competition: **Billy O'Dell** ('58), **Brooks Robinson** ('66) and **Frank Robinson** ('71).

O'Dell, the former Orioles lefthander who also pitched for the Giants, Braves and Pirates, hurled the last three innings of the only all-star game ever played in Baltimore and retired all nine batters he faced to protect a one run lead, thus giving the A.L. a 4-3 win.

Brooks won the '66 Arch Ward Memorial Trophy on the strength of a 3-for-4 effort at bat (including a triple) and an 8-for-8 performance afield. He was the first player from a losing team to be so honored.

Frank's fourth inning home run at Detroit in '71 put the A.L. on top to stay and earned him "mvp" honors. It was the first all-star victory since '62 for the A.L. which did not win another all-star game until '83.

Orioles All-Star Home Runs

Player	Date	Site	Pitcher	Inning	Men On
Brooks Robinson	July 11, '67	Anaheim	Ferguson Jenkins	6th	None
Frank Robinson	July 13, '71	Detroit	Dock Ellis	3rd	One
Ken Singleton	August 9, '81	Cleveland	Tom Seaver	2nd	None

ORIOLES CHAMPIONSHIP SERIES SUMMARY

Game No.	Date	Site	Line Score		Attendance
1969					
1	10/4	BAL.	Min. 3- 4-2	J. Perry, Perranoski (9) (L)	39,324
			Bal. 4-10-1(12)	Cuellar, Richert (9), Watt (10), Lopez (12), D. Hall (12) (W)	
			HR: F. Robinson, Belanger, Powell, Oliva GWRBI: Blair		
2	10/5	BAL.	Min. 0- 3-1	Boswell (L), Perranoski (11)	41,704
			Bal. 1- 8-0(11)	McNally (W)	
			HR: None GWRBI: Motton		
3	10/6	MIN.	Bal. 11-18-0	Palmer (W)	32,735
			Min. 2-10-2	R. Miller (L), Woodson (2), T. Hall (4), Worthington (5), Grzenda (6), Chance (7), Perranoski (9)	
			HR: Blair GWRBI: Hendricks		(113,763)
1970					
1	10/3	MIN.	Bal. 10-13-0	Cuellar, D. Hall (5) (W)	26,847
			Min. 6-11-2	J. Perry (L), Zepp (4), Woodson (5), Williams (6), Perranoski (9)	
			HR: Cuellar (3 on, J. Perry), Buford, Powell, Killebrew GWRBI: B. Robinson		
2	10/4	MIN.	Bal. 11-13-0	McNally (W)	27,490
			Min. 3- 6-2	T. Hall (L), Zepp (4), Williams (5), Perranoski (8), Tiant (9)	
			HR: F. Robinson, Killebrew, Oliva, D. Johnson GWRBI: Powell		
3	10/5	BAL.	Min. 1- 7-2	Kaat (L), Blyleven (3), T. Hall (5), J. Perry (7)	27,608
			Bal. 6-10-0	Palmer (W)	
			HR: D. Johnson GWRBI: Powell		(81,945)
1971					
1	10/3	BAL.	Oak. 3- 9-0	Blue (L), Fingers (8)	42,621
			Bal. 5- 7-1	McNally (W), Watt (8) (S)	
			HR: None GWRBI: Blair		
2	10/4	BAL.	Oak. 1- 6-0	Hunter (L)	35,003
			Bal. 5- 7-0	Cueller (W)	
			HR: B Robinson, Powell-2, Hendricks GWRBI: B. Robinson		
3	10/5	OAK.	Bal. 5-12-0	Palmer (W)	33,176
			Oak. 3- 7-0	Segui (L), Fingers (5), Knowles (7), Locker (7), Grant (8)	
			HR: Jackson-2, Bando GWRBI: B. Robinson		(110,800)
1973					
1	10/6	BAL.	Oak. 0- 5-1	Blue, (L), Pina (1), Odom (3) Fingers (8)	41,279
			Bal. 6-12-0	Palmer (W)	
			HR: None GWRBI: T. Davis		
2	10/7	BAL.	Oak. 6- 9-0	Hunter (W), Fingers (8) (S)	48,425
			Bal. 3- 8-0	McNally (L), Reynolds (8), G. Jackson (9)	
			HR: Campaneris, Rudi, Bando-2 GWRBI: Rudi		
3	10/9	OAK.	Bal. 1- 3-0	Cuellar (L)	34,367
			Oak. 2- 4-3(11)	Holtzman (W)	
			HR: Williams, Campaneris GWRBI: Campaneris		
4	10/10	OAK.	Bal. 5- 8-0	Palmer, Reynolds (2), Watt (7) G. Jackson (7) (W)	27,497
			Oak. 4- 7-0	Blue, Fingers (7) (L)	
			HR: Etchebarren, Grich GWRBI: Grich		
5	10/11	OAK.	Bal. 0- 5-2	Alexander (L), Palmer (4)	24,265
			Oak. 3- 7-0	Hunter (W)	(175,833)
			HR: None GWRBI: Rudi		
1974					
1	10/5	OAK.	Bal. 6-10-0	Cuellar (W), Grimsley (9)	41,609
			Oak. 3- 9-0	Hunter (L), Odom (5), Fingers (9)	
			HR: Blair, B. Robinson, Grich GWRBI: T. Davis		
2	10/6	OAK.	Bal. 0- 5-2	McNally (L), Garland (6) Reynolds (7), G. Jackson (8)	42,810
			Oak. 5- 8-0	Holtzman (W)	
			HR: Bando, Fosse GWRBI: Bando		
3	10/8	BAL.	Oak. 1- 4-2	Blue (W)	32,060
			Bal. 0- 2-1	Palmer (L)	
			HR: Bando GWRBI: Bando		
4	10/9	BAL.	Oak. 2- 1-0	Hunter (W), Fingers (8) (S)	28,136
			Bal. 1- 5-1	Cuellar (L), Grimsley (5)	
			HR: None GWRBI: Tenace		(144,615)
1979					
1	10/3	BAL.	Cal. 3- 7-1	Ryan, Montague (8) (L)	52,787
			Bal. 6- 6-0(10)	Palmer, Stanhouse (10) (W)	
			HR: Ford, Lowenstein GWRBI: Lowenstein		
2	10/4	BAL.	Cal. 8-10-1	Frost (L), Clear (2), Aase (8)	52,108
			Bal. 9-11-1	Flanagan (W), Stanhouse (8)	
			HR: Ford, Murray GWRBI: Kelly		

Game No.	Date	Site			Line Score	Attendance
3	10/5	CAL.	Bal.	3- 8-3	D. Martinez, Stanhouse (9) (L)	43,199
			Cal.	4- 9-0	Tanana, Aase (6) (W)	
				HR: Baylor	GWRBI: Harlow	
4	10/6	CAL.	Bal.	8-12-1	McGregor (W)	43,199
			Cal.	0- 6-0	Kriapp (L), Laroche (3), Frost (4), Montague (7), Barlow (9)	
				HR: Kelly	GWRBI: Singleton	(191,293)
1983						
1	10/5	BAL.	Chi.	2- 7-0	Hoyt (W)	51,289
			Bal.	1- 5-1	McGregor (L), Stewart (7), T. Martinez (7)	
				HR: None	GWRBI: Paciorek	
2	10/6	BAL.	Chi.	0- 5-2	F. Bannister (L), Barojas (7) Lamp (8)	52,347
			Bal.	4- 6-0	Boddicker (W)	
				HR: Roenicke	GWRBI: None	
3	10/7	CHI.	Bal.	11- 8-1	Flanagan (W), Stewart (6) (Sv)	46,635
			Chi	1- 6-1	Dotson (L), Tidrow (6), Koosman (9), Lamp (9)	
				HR: Murray	GWRBI: Murray	
4	10/8	CHI.	Bal.	3- 9-0	Davis, T. Martinez (7) (W)	45,477
			Chi	0-10-0(10)	Burns (L), Barojas (10), Agosto (10), Lamp (10)	
				HR: Landrum	GWRBI: Landrum	(195,748)
						(1,013,997)

ORIOLES WORLD SERIES SUMMARY

Game No.	Date	Site			Line Score	Attendance
1966						
1	10/5	L.A.	Bal.	5- 9-0	McNally, Drabowsky 3) (W)	55,941
			L.A.	2- 3-0	Drysdale (L), Moeller (3), R. Miller (5), Perranoski (8)	
				HR: F. Robinson, B. Robinson, LeFebvre		
				GWRBI: F. Robinson		
2	10/6	L.A.	Bal.	6- 8-0	Palmer (W)	55,947
			L.A.	0- 4-6	Koufax (L), Perranoski (7), Regan (8), Brewer (9)	
				HR: None	GWRBI: None	
3	10/8	BAL.	L.A.	0- 6-0	Osteen (L), Regan (8)	54,445
			Bal.	1- 3-0	Bunker (W)	
				HR: Blair	GWRBI: Blair	
4	10/9	BAL.	L.A.	0- 4-0	Drysdale (L)	54,458
			Bal.	1- 4-0	McNally (W)	
				HR: F. Robinson	GWRBI: F. Robinson	(220,791)
1969						
1	10/11	BAL.	N.Y.	1- 6-1	Seaver (L), Caldwell (6), Taylor (7)	50,429
			Bal.	4- 6-0	Cuellar (W)	
				HR: Buford	GWRBI: Buford	
2	10/12	Bal.	N.Y.	2- 6-0	Koosman (W), Taylor (9) (S)	50,850
			Bal.	1- 2-0	McNally (L)	
				HR: Clendenon	GWRBI: Weis	
3	10/14	N.Y.	BAL.	0- 4-1	Palmer (L), Leonhard (7)	56,335
			N.Y.	5- 6-0	Gentry (W), Ryan (7) (S)	
				HR: Agee, Kranepool	GWRBI: Agee	
4	10/15	N.Y.	BAL.	1- 6-1(10)	Cuellar, Watt (8), Hall (10) (L) Richert (10)	57,367
			N.Y.	2-10-1	Seaver (W)	
				HR: Clendenon	GWRBI: None	
5	10/16	N.Y.	Bal.	3- 5-2	McNally, Watt (L)	57,397
			N.Y.	5- 7-0	Koosman (W)	
				HR: McNally, F. Robinson, Clendenon, Weis		
				GWRBI: Swoboda		(272,378)
1970						
1	10/10	CIN.	Bal.	4- 7-2	Palmer (W), Richert (9) (S)	51,531
			Cin.	3- 5-0	Nolan (L), Carroll (7)	
				HR: L. May, Powell, Hendricks, B. Robinson		
				GWRBI: B. Robinson		
2	10/11	CIN.	Bal.	6-10-2	Cuellar, Phoebus (3) (W), Drabowsky (5), Lopez (7), D. Hall (7) (S)	51,531
			Cin.	5- 7-0	McGlothlin, Wilcox (5) (L), Carroll (5), Gullett (8)	
				HR: Tolan, Powell, Bench	GWRBI: Hendricks	
3	10/13	BAL.	Cin.	3- 9-0	Cloninger (L), Granger (6), Gullett (7)	51,773
			Bal.	9-10-1	McNally (W)	
				HR: F. Robinson, Buford, McNally (3 on, Granger)	GWRBI: B. Robinson	
4	10/14	BAL.	Cin.	6- 8-3	Nolan, Gullett (3), Carroll (6) (W)	53,007
			Bal.	5- 8-0	Palmer, Watt (8) (L), Drabowsky (9)	
				HR: B. Robinson, Rose, L. May	GWRBI: L. May	
5	10/15	BAL.	Cin.	3- 6-0	Merritt (L), Granger (2), Wilcox (3), Cloninger (5), Washburn (7), Carroll (8)	45,341
			Bal.	9-15-0	Cuellar (W)	
				HR: F. Robinson, Rettenmund	GWRBI: Blair	(253,183)

ORIOLES WORLD SERIES SUMMARY (Cont.)

Game No.	Date	Site			Line Score	Attendance
1971						
1	10/9	BAL.	Pit.	3- 3-0	Ellis (L), Moose (3), R. Miller (7)	53,229
			Bal.	5-10-3	McNally, (W)	
				HR: F. Robinson, Rettenmund, Buford		
				GWRBI: Rettenmund		
2	10/11	BAL.	Pit.	3- 8-1	B. Johnson (L), Kison (4), Moose (4), Veale (5), R. Miller (6), Giusti (8)	53,239
			Bal.	11-14-1	Palmer (W), R. Hall (9) (S)	
				HR: Hebner	GWRBI: B. Robinson	
3	10/12	PIT.	Bal.	1- 3-3	Cuellar (L), Dukes (7), Watt (8)	50,403
			Pit.	5- 7-0	Blass (W)	
				HR: Robertson, F. Robinson	GWRBI: Clemente	
4	10/13	PIT.	Bal.	3- 4-1	Dobson, G. Jackson (6), Watt (7) (L), Richert (8)	51,378
			Pit.	4-14-0	Walker, Kison (1) (W), Giusti (8) (S)	
				HR: None	GWRBI: M. May	
5	10/14	PIT.	Bal.	0- 2-1	McNally (L), Leonhard (5), Dukes (6)	51,377
			Pit.	4- 9-0	Briles (W)	
				HR: Robertson	GWRBI: Robertson	
6	10/16	BAL.	Pit.	2- 9-1 (10)	Moose, B. Johnson (6), Giusti (7), R. Miller (9) (L)	44,174
			Bal.	3- 8-0	Palmer, Dobson (10), McNally (10)(W)	
				HR: Clemente, Buford	GWRBI: B. Robinson	
7	10/17	BAL.	Pit.	2- 6-1	Blass (W)	47,291
			Bal.	1- 4-0	Cuellar (L), Dobson (9), McNally (9)	
				HR: Clemente	GWRBI: Clemente	(351,091)
1979						
1	10/10	BAL.	Pit.	4-11-3	Kison (L), Rooker (1), Romo (5), D. Robinson (6), G. Jackson (8)	53,735
			Bal.	5- 6-3	Flanagan (W)	
				HR: DeCinces, Stargell	GWRBI: Lowenstein	
2	10/11	BAL.	Pit.	3-11-2	Blyleven, D. Robinson (7) (W), Tekulve (9) (S)	53,739
			Bal.	2- 6-1	Palmer, T. Martinez (8), Stanhouse (9) (L)	
				HR: Murray	GWRBI: Sanguillen	
3	10/12	PIT.	Bal.	8-13-0	McGregor (W)	50,848
			Pit.	4- 9-2	Candelaria (L), Romo (4), G. Jackson (7), Tekulve (8)	
				HR: Ayala	GWRBI: Garcia	
4	10/13	PIT.	Bal.	9-12-0	D. Martinez, Stewart (2), Stone (5), Stoddard (7) (W)	50,883
			Pit.	6-17-1	Bibby, G. Jackson (7), D. Robinson (8), Tekulve (8) (L)	
				HR: Stargell	GWRBI: Crowley	
5	10/14	PIT.	Bal.	1- 6-2	Flanagan (L), Stoddard (7), D. Martinez (7), Stanhouse (8)	50,920
			Pit.	7-13-1	Rooker, Blyleven (6) (W)	
				HR: None	GWRBI: Madlock	
6	10/16	BAL.	Pit.	4-10-0	Candelaria (W), Tekulve (7) (S)	53,739
			Bal.	0- 7-1	Palmer (L), Stoddard (9)	
				HR: None	GWRBI: Parker	
7	10/17	BAL.	Pit.	4-10-0	Bibby, D. Robinson (5), G. Jackson (5) (W), Tekulve (8) (S)	53,733
			Bal.	1- 4-2	McGregor (L), Stoddard (9), Flanagan (9), Stanhouse (9) T. Martinez (9), D. Martinez (9)	
				HR: Dauer, Stargell	GWRBI: Stargell	(367,597)
1983						
1	10/11	BAL.	Pha.	2- 5-0	Denny (W), Holland (8) (S)	52,204
			Bal.	1- 5-1	McGregor (L), Stewart (9),T. Martinez (9)	
				HR: Dwyer, Morgan, Maddox	GWRBI: Maddox	
2	10/12	BAL.	Pha.	1- 3-0	Hudson (L), Hernandez (5), Andersen (6), Reed (8)	52,132
			Bal.	4- 9-1	Boddicker (W)	
				HR: Lowenstein	GWRBI: Dempsey	
3	10/14	PHA.	Bal.	3- 6-1	Flanagan, Palmer (5) (W), Stewart (7), T. Martinez (9) (S)	65,792
			Pha.	2- 8-2	Carlton (L), Holland (7)	
				HR: Matthews, Morgan, Ford	GWRBI: None	
4	10/15	PHA.	Bal.	5-10-1	Davis (W), Stewart (6), T. Martinez (8) (S)	66,947
			Pha.	4-10-0	Denny (L), Hernandez (6), Reed (6), L. Andersen (8)	
				HR: None	GWRBI Shelby	
5	10/16	PHA.	Bal.	5- 5-0	McGregor (W)	67,064
			Pha.	0- 5-1	Hudson (L), Bystrom (5), Hernandez (6), Reed (9)	
				HR: Murray-2, Dempsey	GWRBI: Murray	(304,139)
						(1,769,179)

1983 AMERICAN LEAGUE CHAMPIONSHIP SERIES REVIEW

STATISTICAL SIMILARITIES: The Orioles and White Sox were remarkably even in terms of their regular season statistical achievements.

For example, the Sox led the majors in wins (99), runs (800) and runs differential (150); but the Orioles were a very close 2nd in all 3 categories: 98 wins, 799 runs and 147 differential.

Chicago allowed 650 regular season runs and the Orioles 652. Baltimore led the majors with 168 home runs and the White Sox were a competitive 3rd (157, behind 2nd place Toronto's 167).

The Orioles run for the pennant began, arguably, on Aug. 13th in Chicago (after losing the first two games of a four game series). They were 34-10 from that point (including victories in the last two games of that set) thru Sep. 25th, the day they clinched the eastern division.

The White Sox, who moved into 1st place permanently on July 18 (when they were only three games over .500), already led the west by 5½ games when that Oriole series ended; but, on the next day (Aug. 15) they began a 37-10 spree to the end of the season, a pace that enabled them to win the west by a record 20 games.

At the All-Star Break, Chicago was 40-37 in 3rd place, 3½ games back. The Orioles were 42-34, 2nd and one game behind Toronto. After that they were 1-2 in the majors: Chi (59-26), Bal (56-33).

SOX PITCHING TRIO 42-5 IN 2ND HALF: The White Sox' three top starters combined for an incredible 42-5 record after the All Star game. Lamarr Hoyt (24-10) won his last 13 decisions (and was 22-4 after a 2-6 start); Floyd Bannister (16-10) was 13-1 (after a 3-9 start), and Richard Dotson (22-7), who with any luck could have been 24-5 (he lost a 1-hitter 1-0 and a 3-hitter 2-1 to the Orioles), had a 10 game winning streak at the end of the regular season.

O'S IN RECORD 7TH ALCS: For the Orioles this was a (major league) record 7th LCS in the 15 seasons since the inception of divisional play in '69 (see page 77 for details). The LCS victory, their 5th, was also a major league record.

Game No. 1 . . . Wed., Oct. 5 at Baltimore

CHICAGO	0	0	1	0	0	1	0	0	0	2	7	0
BALTIMORE	0	0	0	0	0	0	0	0	1	1	5	1

HOYT (W) . . . McGREGOR (L), Stewart (7), T. Martinez (8)
HR: None — GWRBI: Paciorek — LOB: Chi-10, Bal-3
Time: 2:28 — 1st Pitch: 3:09 — Attendance: 51,289

Lamarr Hoyt, the A.L. Cy Young winner to be, controlled the game, holding the Orioles to 5 hits on 98 pitches, including 26 first-pitch strikes to the O's 31 batters. He didn't walk anyone and thus allowed only 31 bases on balls (29 un-intentional) in 269.2, 1983 innings (average of just over 1 per 9 innings). In defeat, Scott McGregor allowed only one earned run in his 6.2 innings.

The Birds had two runners on only once in the 9th, when Dan Ford doubled with 2 out and scored the O's only run on Cal Ripken's single to left. However, Hoyt squelched that last ditch rally by getting Eddie Murray on a force out grounder.

The White Sox capitalized on 2 fielding lapses to score both their runs. In the 3rd, Todd Cruz couldn't quite handle Tom Paciorek's hard shot thru his legs (a hit) that scored Rudy Law from 2nd with the 1st run, and in the 6th Greg Luzinski's ground ball snaked under Murray's glove for an error that sent Paciorek (who had walked) to 3rd. He then scored as Ron Kittle bounced into a double play.

For Hoyt this was his 14th consecutive victory since his last loss on July 23. For the Orioles it was the 1st time in 13 post-season events (7 ALCS, 6 WS) that they had lost the opener.

Rudy Law who had gone 2-for-36 in the regular season vs. the O's was 3-for-5 in game one .

Notes: Rain has often marred post-season games in Baltimore and this was no exception (neither was the first game of the upcoming World Series) . . . Play was held up for 42 minutes with the O's coming to bat in the 4th . . . (Game #1 of the '71 ALCS, #2 of the '71 WS, and #1 of the '79 WS were all postponed because of rain in Baltimore).

The "Lettermen" sang the National Anthem and Mayor William Donald Schaefer threw out the first ball.

Game No. 2 . . . Thu., Oct. 6 at Baltimore

CHICAGO	0	0	0	0	0	0	0	0	0	0	5	2
BALTIMORE	0	1	0	1	0	2	0	0	X	4	6	0

BANNISTER (L), Barojas (7), Lamp (8) . . . BODDICKER (W)
HR: Roenicke (1, on 6th, Bannister) — GWRBI: none — LOB: Chi-9, Bal-5
Time: 2:51 — 1st Pitch: 8:40 — Attendance: 52,347

Rookie Mike Boddicker who had led the A.L. with 5 regular season shutouts blanked the Sox while striking out a career high and LCS record tying 14 batters (Detroit's Joe Coleman in '72 and Pittsburgh's John Candelaria in '75 also recorded 14 strikeouts in LCS). For his key role in turning the O's around after the opening game defeat on their home ground, Boddicker was ultimately awarded the "MVP" trophy from Chevrolet (he chose an S-10 Blazer pickup truck over a sporty Z-28 Camaro).

Offensively, Gary Roenicke who called this the "best day of my career" doubled, and scored the 1st run when Vance Law threw Ken Singleton's grounder away for a 2-base error, then hit a 2-run homer off Floyd Bannister in the 6th (Roenicke is 6-for-16 lifetime vs. Bannister—.375 average—with 4 homers and 2 doubles). In addition to his 2 hits and 2 rbi, Roenicke walked twice and scored 3 times.

Boddicker, the first rookie ever to pitch an LCS shutout, struck out at least one batter in each inning including the side in order in the 4th (Baines, Luzinski, & Paciorek), and threw a total of 142 pitches.

Chicago mounted its most serious threat in the 9th when, after Boddicker hit Luzinski leading off, Paciorek singled. The next 2 batters went out, then Jerry Hairston walked to load the bases. However, the 26-year old from Norway, Iowa (population 633) fanned Julio Cruz, the potential tying run, to preserve the shutout.

Notes: White Sox batting coach Charlie Lau called Boddicker's breaking stuff "the best I've seen this year" . . . The *Evening Sun* in a page one streamer headline the next day spelled Mike's name, "BODICKKKKKKKK-KKKKKKER" . . . His shutout was the 10th in ALCS history and the fourth by an Oriole (McNally-'69, Palmer-'73 & McGregor-'79) . . . Governor Harry Hughes threw out the first ball and Chuck Mangione played the Star Spangled Banner.

Game No. 3 . . . Fri., Oct. 7 at Chicago

BALTIMORE	3	1	0	0	2	0	0	1	4	11	8	1
CHICAGO	0	1	0	0	0	0	0	0	0	1	6	1

Pitchers: FLANAGAN (W), Stewart (6) (SV) . . . DOTSON (L), Tidrow (6), Koosman (9), Lamp (9)
HR: Murray (2, on 1st, Dotson) — GWRBI: Murray — LOB: Bal-5, Chi-6
Time: 2:58 — 1st Pitch: 7:33 — Attendance: 46,635

In Chicago, Eddie Murray, who was 0-for-29 over his last 7 post-season games including 0-for-8 in the '83 ALCS, ended the slump decisively with a 3-run homer in the opening inning following Jim Dwyer's double and a Ripken single. As winning pitcher Mike Flanagan said afterward, "Eddie took the fans right out of the game."

Al Bumbry doubled home another run in the 2nd and in the 6th John Lowenstein put it out of reach with 2-run 2-base hit that put the O's up 6-1. The O's added 5 more insurance tallies over the last 2 innings on a total of only 2 hits.

Tempers warmed up in the 4th when Flanagan hit Ron Kittle in the left knee on a 3-2 pitch leading off the inning. Kittle, injured and angry because he was the 3rd Chicagoan hit in the last 2 games (Boddicker had nicked Luzinski and Paciorek the night before) made some menacing gestures toward Flanagan, but home plate umpire Nick Bremigan grabbed Kittle, and, though both benches emptied, nothing much happened.

In the top of the 5th, Dotson retaliated by hitting Ripken on the hip with 2 down and nobody on, then threw his first pitch to Murray up and in. Eddie, by this time, was more than a little suspicious and said so to Dotson and Bremigan. The benches emptied again and Bremigan warned both clubs.

When play resumed, Dotson lost his control, threw 3 more balls to Murray to put him on, then Lowenstein lined his double over Harold Baines' head in right, scoring Ripken and Murray.

Kittle left the game in the 6th to nurse his ailing knee and did not play the following afternoon. The next day, Britt Burns nailed Roenicke with a pitch running the total for the series to a record five hit batsmen .

Flanagan who gave up the only Sox run in the 2nd on a leadoff double by Kittle, a Baines ground out and an infield single by Vance Law, nonetheless struggled with his location (though he walked none) and was relieved by Sammy Stewart at the start of the 6th. Stewart who did not allow a run in five post-season appearances yielded only one hit in 4 innings.

Notes: The Orioles aren't famous for hitting batters . . . They registered only 10 HB's in 162 regular season games, easily the lowest total in the majors . . . This was Chicago's first post-season baseball game in exactly 24 years, since Oct. 8, '59 when the Dodgers won the World Series, beating the Sox in the decisive 6th game.

GAME 3 '83 ALCS (Cont.)

Murray's four runs scored tied an LCS record . . . He also walked three times . . . Jim Palmer made a cameo appearance in his 7th ALCS when he ran for Singleton. Only Reggie Jackson has played in more (10). Joe Morgan, Pete Rose and Richie Hebner have all participated in seven NLCS.

An interesting scene in the Orioles 5th when everybody was on the field—Sox Manager Tony LaRussa jawing with Murray at the plate . . . No quotes surfaced from that exchange.

Game No. 4 . . . Sat., Oct. 8 at Chicago

BALTIMORE	0	0	0	0	0	0	0	0	0	3	3	9	0
CHICAGO	0	0	0	0	0	0	0	0	0	0	0	10	0

Pitchers: Davis, T. MARTINEZ (7) (W) . . . BURNS (L), Barojas (10), Agosto (10), Lamp (10)
HR: Landrum (0, on 10th, Burns) GWRBI: Landrum LOB: Bal-10, Chi-11
Time: 3:41 1st Pitch: 12:11 Attendance: 45,477

Tito Landrum, an Oriole for only 5 weeks, homered into the 1st row of Comiskey Park's left field upper deck in the 10th inning on Britt Burns' 150th pitch to snap an 0-0 tie. The O's then scored twice more on relievers Salome Barojas and Juan Agosto (consecutive singles by Ripken, Murray and Roenicke plus a sac fly by Benny Ayala) to win the American League pennant, 3-0.

Burns had pitched brilliantly until then, stranding 9 Orioles thru 8 innings (including 3 in the 8th). He retired the Birds in order in the 9th, then fanned John Shelby to open the 10th before Landrum stepped to the plate.

The Sox threatened often off Storm Davis and Tippy and had at least one baserunner in each of the 10 innings. However, the O's turned two double plays, Gary Roenicke made a fine diving catch of Baines' drive in the 4th to nip a rally in the bud, and a baserunning blunder by Jerry Dybzinski in the 7th thwarted still another threat. Good pitching did the rest.

Tippy who worked the final four innings earned the victory as well as the distinction of winning the pennant clincher, joining Palmer (4 times) and McGregor in that select circle. He was in deep trouble twice when any mistake could have been fatal, but the man who is rapidly developing into the best Orioles reliever of all time was up to the challenge.

He inherited a runner on first when he entered the game in the 7th (Greg Walker had singled off Davis to lead off) with none out, then gave up a single to Vance Law. Dybzinski failed to execute the sacrifice and forced Squires, running for Walker at 3rd. Then, Julio Druz singled to left. Law was held up at 3rd, but Dybzinski didn't notice and ran well past 2nd where he was trapped in a rundown. When Law broke for the plate, Dauer nailed him with a throw to Rick Dempsey as Dybzinski retreated to 2nd. After a walk moved the runners to 3rd and 2nd, Tippy got Rudy Law on a fly ball to Roenicke and the O's were out of the inning.

In the bottom of the 9th, the Sox threatened again. With two out, Dybzinski singled and so did Julio Cruz, but Tippy got Rudy Law again, this time on a called 3rd strike, to escape another jam.

In the home 10th, with the O's up by 3, Baines singled with one out, but Martinez slipped a 3rd strike past Luzinski (2-for-15) and fanned Paciorek to bring the pennant back to Baltimore. The Sox stranded 13 runners.

Notes: Chicago scored only 3 runs in 4 games (two earned), only one in the last 31 innings, and none in the last 17 . . . The Sox didn't hit a home run in the 4 games . . . The O's hit only .217 compared to Chicago's .211, but the O's had a big advantage in team era, 0.49 to 4.00.

In addition, to his clutch diving catch, Roenicke had an rbi single, 2 walks and was hit with a pitch in 5 trips. For the series, he reached 9 times in 10 plate appearances.

Carlton Fisk on the Orioles pitching in the ALCS: "Everyone we faced had excellent control of their breaking balls. They threw it for strikes in crucial situations, and everyone in baseball knows that a good breaking ball is the toughest pitch to hit."

1983 WORLD SERIES REVIEW

KOPPETT'S LAW KAPUT: Whatever happened to (Leonard) "Koppett's Law" which states that anything that will create the greatest inconvenience for most people **WILL** happen. The 1983 WS provided a rare exception.

The Series went only 5 games, eliminating the need to move bag and baggage back to Baltimore and "freeing the press box 500;" the distance between the two franchises (86 miles) was the shortest in 27 years (since the Brooklyn Dodgers' and Yankees' last confrontation in '56; and, the weather, after a soggy start in Baltimore, turned beautiful for the 3 weekend games in Philadelphia.

A.L.'S 1ST VICTORY SINCE '78: The Orioles' 5-game victory snapped a string of 4 straight N.L. successes since the Yankees downed the Dodgers for the 2nd year in a row in '78. The 2 leagues are tied at 9 wins apiece over the past 18 years, starting with the O's 1st WS triumph in '66 vs. L.A.

DIVISIONS: The Orioles were the 11th A.L. East club to play in the WS since the inception of divisional play 15 years ago in '69 . . . The Phillies were the 4th Eastern team to represent the N.L. in the last 5 years though the N.L. West still holds an overall 8-7 advantage.

HOLDOVERS: There were 15 Orioles holdovers from the '79 WS team, but only 7 Phillies from the '80 World Championship Club were eligible in '83.

PHILLIES: Were 47-30 (.610) after Paul Owens took over for Pat Corrales on July 18 . . . Took over 1st place permanently Sep. 14th (O's moved into 1st for good on Aug. 26th) . . . Went 52-36 after the All Star break, 3rd best record in the majors after the White Sox (59-26) and Orioles (56-33).

Were 5 games back as late as June 24th (O's were a maximum of 3 games behind several times, the latest on July 16th) . . . Set a club record with a 22-7 September (23-8 including October), won 21 of their last 26 and 14 of their last 16.

Were 60-30 vs. East, but only 30-42 against the West, yet beat Dodgers 3-1 despite a 1-11 mark vs. L.A. in regular season.

With all the talk about the "Wheeze Kids," the average age of the WS eligible Phillies (31 years, 2 months) was only 5 months older than the Orioles' (30 years, 9 months).

ON THE ROAD: The road was good to Baltimore in '83 . . . The Birds had the majors' best regular season record away from home (48-33), went 5-0 on the road in post-season and celebrated each of their 3 major milestones on alien soil (clinched division title in Milwaukee).

Making the WS victory even more impressive was the fact that the O's won 3 straight in Philadelphia where the Phillies owned the best major league home record (50-31, plus 2-0 in the NLCS).

The Orioles also enjoyed a highly successful season on ersatz grass (19-8, .701, including the WS).

PITCHING: The Orioles' 1.60 era (8 er, 45 ip) was the lowest in a 5-game WS since the Yankees' 1.40 in '43 vs. the Cardinals . . . The all-time record for any length is the O's 0.50 vs. the Dodgers in '66.

For the 9 games in both the ALCS & WS, O's pitching fashioned a 1.10 era (10 er in 82 ip), while holding the opposition to a .202 average (59-for-292) . . . The combined opponents era was 3.71 (33 er, 80 ip).

The Birds 3-man post-season relief corps (Tippy Martinez, Sammy Stewart & Jim Palmer) worked 18.1 innings and yielded only one run (0.49 era) . . . Tippy earned 2 saves in the WS (the 6th to do so since the save became official in '69) and won the pennant clincher in the ALCS . . .

Palmer who appeared in the ALCS as a pinch-runner only worked 2 innings in game #3 of the WS, earned the win over Steve Carlton, and became the first ever to win a WS game in each of 3 decades . . . Stewart worked a combined total of 9.1 innings in 5 post-season games and allowed no runs & only 4 hits . . . O's relievers inherited 7 runners in the ALCS & WS and none of them scored.

Mike Boddicker worked 18 innings and allowed only one un-earned run (8 hits) in 2 post-season starts . . . Despite 2 losses in 3 decisions, Scott McGregor allowed only 2 runs in 23.2 innings (1.14 era) . . . His shutout in WS game #5 was the 1st in the decisive game since Dave McNally blanked the Dodgers for the O's, 1-0, in game #4 '66.

DEMPSEY "MVP": Rick Dempsey was the unanimous choice of the 7 voters for WS "MVP." Rick set a 5 game series record with 5 long hits (2bh-4, hr-1), played a key role in 3 of the O's 4 wins and threw out Joe Morgan twice in 3 stolen base attempts (nobody else tried). His prize was a Pontiac Trans-Am, courtesy of *Sport* Magazine.

He is the 3rd Oriole to have been so honored ('66-Frank Robby . . . '70-Brooks Robby).

Game No. 1 . . . Tue., Oct. 11 at Baltimore

PHILADELPHIA	0	0	0	0	0	1	0	1	0	2	5	0
BALTIMORE	1	0	0	0	0	0	0	0	0	1	5	1

DENNY (W), Holland (8) (SV) . . . McGREGOR (L), Stewart (9), T. Martinez (9)
HR: Dwyer (0, on 1st, Denny); Morgan (0, on 6th, McGregor); Maddox (0, on 8th, McGregor)
LOB: Pha-2, Bal-4 GWRBI: Maddox Time: 2:28 1st Pitch: 8:38 Attendance: 52,204

There were several striking similarities between WS game #1 and the ALCS opener. It rained, the O's lost 2-1, Scott McGregor was the loser in both, and the winner in each case was a soon-to-be-named Cy Young Award winner (Lamarr Hoyt & John Denny).

The O's drew 1st blood in the opening inning when the 2nd batter, Jim Dwyer, homers off a Denny fastball. Dwyer thus became the 18th player to hit a home run on his 1st WS plate appearance and the 4th Oriole (Brooks

GAME 1 '83 WORLD SERIES (Cont.)

Robinson-'66, Don Buford-'69 and Doug DeCinces-'79). After that, Denny closed the door, allowing the Birds only 4 more baserunners, only one of whom got to 2nd (Al Bumbry after doubling with 2 out in the 8th).

Al Holland came on at that point and retired all 4 batters he faced to record his 27th save (including one in NLCS).

Only two Phillies reached 2nd as well, but neither of them stopped there. Joe Morgan tied the game with a 2-out homer in the 6th, then Garry Maddox, who hit only 4 in regular season, led off the 8th by hitting a game-winner to left. Bo Diaz, who followed Maddox, nearly hit another, but John Lowenstein jumped up, reached over the fence and caught it to hold the Phillies' margin to one.

Notes: President Ronald Reagan arrived in the 2nd inning, and sat in owner Edward Bennett Williams' press level box until his departure in the 8th . . . His was the 12th WS presidential visit, and the first since Jimmy Carter attended the 7th game of the '79 WS, also in Baltimore.

None of the 5 pitchers walked a batter. It was the 1st walkless game since '67. The Orioles were 5-7 favorites to win the WS prior to game #1.

Commissioner Bowie Kuhn threw out the 1st ball and the anthem was sung by John Denver. Denver, whose "Country Boy" has been a 7th inning stretch staple at Memorial Stadium since '74, sang that song live from the top of the 3rd base dugout despite a steady downpour.

Game No. 2 . . . Wed., Oct. 12 at Baltimore

PHILADELPHIA	0	0	0	1	0	0	0	0	0	1	3	0
BALTIMORE	0	0	0	0	3	0	1	0	X	4	9	1

HUDSON (L), Hernandez (5), L. Anderson (6), R. Reed (8) . . . BODDICKER (W)
HR: Lowenstein (0, on 5th, Hudson) GWRBI: Dempsey LOB: Pha-2, Bal-8
Time: 2:27 1st Pitch: 8:31 Attendance: 52,132

For the 2nd time in 6 days, Mike Boddicker was called on to pitch the Orioles out of an 0-1 hole, and again he came through impressively. He became only the 3rd rookie to pitch a WS 3-hitter, allowed only one (unearned) run while striking out 6 and walking none. Though his strikeouts were down from his career high (14) effort in the ALCS, so was his pitch count, from 142 vs. Chicago to a more efficient 108.

"Against Chicago," he said afterward, "I had a better breaking ball but tonight I had much better location with my fastball, and I used more changeups." He gave up only one unearned run in 18 post-season innings, and his era, including LCS & WS, was a spiffy 2.51.

The Phillies scored their lone run first, in the 4th inning. Morgan reached on an infield hit, stole 2nd and went to 3rd when Mike Schmidt reached after Murray dropped Ripken's throw for an error. Morgan scored on Joe Lefebvre's sac fly.

The irrepressible "Brother Low," who had doubled 1st time up, homered off rookie Charlie Hudson in the 5th (and added a 3rd hit, a single in the 8th) to tie the game, then the "Three Stooges" took over.

That label was applied good naturedly to Rich Dauer (Larry), Todd Cruz (Curly), and Rick Dempsey (Moe) by teammate Ken Singleton as the result of that trio's combined .221 regular season average.

To this point, the threesome was 0-for-11 in the WS and 4-for-52 overall in post-season. But, things changed in a hurry. Dauer followed Lowenstein's home run with a single, and Cruz beat out a would-be sacrifice. Then Dempsey doubled home the lead run, and Boddicker stepped up and delivered a sac fly to give the O's a 3-1 lead.

Later, Boddicker asked Singleton if he could be "Shemp," the Stooge who replaced Curly, but Singleton responded, "No, you make too much contact." In his only previous professional plate appearance, Boddicker hit a game-winning double at Rochester in '82.

The 3-run 5th snapped a string of 12 scoreless innings for the O's. In that same inning Willie Hernandez, who replaced Hudson after Boddicker's sac fly, beaned Dan Ford. The blow broke Ford's glasses, but he stayed in the game, and, next time up in the 7th, he singled with 2 out, sending John Shelby to 3rd from whence he scored the O's 4th run on Cal Ripken's single.

In the 9th, Boddicker who finished the year with a 13-3 record at Memorial Stadium (18-8 overall) retired the Phillies 1-2-3, striking out Schmidt for the final out.

Notes: Brooks and Frank, the 2 Baltimore baseball immortals and Hall of Fame members, threw out the ceremonial 1st balls. Melvin Lowery, a member of the Glimmerglass Society of Cooperstown, N.Y. and a former Baltimorean, sang the anthem. He had also done the honors at Brooks' induction in Cooperstown.

Hudson and Boddicker were the 49th and 50th rookies to start a WS game . . . It was the 5th time that rookies had started against each other, the first since Yankees' Dave Righetti opposed the Dodgers' Fernando Valenzuela in '81.

Game No. 3 . . . Fri., Oct. 14 at Philadelphia

BALTIMORE	0	0	0	0	0	1	2	0	0	3	6	1
PHILADELPHIA	0	1	1	0	0	0	0	0	0	2	8	2

Flanagan, PALMER (5) (W), Stewart (7), T. Martinez (9) (SV) . . . CARLTON (L), Holland (7)
HR: Matthews (0, on 2nd, Flanagan), Morgan (0, on 3rd, Flanagan), Ford (0, on 6th, Carlton)
GWRBI: none LOB: Bal-6, Pha-7 Time: 2:35 1st Pitch: 8:36 Attendance: 65,792

Steve Carlton was the 1st 300-game winner to pitch in a WS game in 55 years (since Grover Cleveland Alexander for the Cardinals in '28), but 42-year old Pete Rose did not start, in favor of 41-year old Tony Perez, at 1st base.

Mike Flanagan was the O's starter, but Jim Palmer who would celebrate his 38th birthday the following day was to be the winner in relief. After the game, Jim said, "It was my biggest thrill since (winning 2 games at) Hagerstown" where he'd worked on rehabilitation assignment in mid-season. The real pitching heroes on this night, however, were Sammy Stewart and Tippy Martinez who combined to face the minimum 9 batters over the last 3 innings while protecting a 3-2 lead.

The Phillies took an early 2-0 lead on solo homers by Gary Matthews in the 2nd and Morgan in the 3rd while Carlton faced only 9 Orioles thru the 1st 3 innings.

The Birds had the bases loaded with none out in the 4th (Shelby singled and walks to Ford and Ripken), but Carlton got Murray on a popup and Roenicke on a ground ball double play.

In the top of the 5th, Schmidt made 2 fine plays on bad hop grounders to retire Dauer and Cruz before Dempsey doubled, but Singleton, batting for Flanagan, was called out on strikes. By this time Joe Altobelli was apparently suspicious (though he never admitted it) that Carlton was using a foreign substance, but nothing came of it except a couple of conversations with plate umpire Al Clark.

Finally, in the 6th, Ford broke the ice on a home run to left to slice the Phillies lead in half. However, Carlton remained in control thru the first 2 batters in the 7th, until Dempsey picked on a 3-2 slider and doubled to left-center. Carlton wild-pitched him to 3rd and Rick then scored the tying run on Benny Ayala's lined shot to left past the diving Schmidt.

Al Holland came on in relief and Shelby singled on his 1st pitch thru the hole. Then, with runners on 1st and 2nd, Ford hit a hard ground ball that skipped away from Ivan DeJesus at short (for an error) and rolled into short left field as Ayala came around with what would stand as the winning run . . . thanks to the sterling efforts of the O's 3 relievers who held the Phillies scoreless over the last 5 innings.

Notes: There were 3 "Cy Youngs" in the game—Flanagan, Carlton & Palmer . . . Gary Roenicke short circuited a potential Phillies rally in the 4th when he threw out Bo Diaz trying to stretch a single into a double . . . 92-year old Joe Oeschger, the lone living member of the Phillies 1st pennant winning club in '15, threw out the first ball and James Darren, co-star of the "TJ Hooker" tv series sang the anthem.

Game No. 4 . . . Sat., Oct. 15 at Philadelphia

BALTIMORE	0	0	0	2	0	2	1	0	0	5	10	1
PHILADELPHIA	0	0	0	1	2	0	0	0	1	4	10	0

DAVIS (W), Stewart (6), T. Martinez (8) (SV-2) . . . DENNY (L), Hernandez (6), Reed (6), L. Andersen (8)
GWRBI: Shelby LOB: Bal-8, Pha-6 1st Pitch: 1:02
HR: none Time: 2:50 Attendance: 66,947

Rich Dauer, 1-for-25 in post-season going in, was the Orioles offensive hero with 3 hits (to left, right and center) and 3 key rbi, and he scored the winning run to boot. Manager Altobelli also had a big day for himself, sending up a WS record-tying 4 straight pinch-hitters in the decisive 2-run 6th that put the O's up 4-3. The 8 pinch-hitters used in the game (4 by each club) set a WS record.

The Birds jumped on top (a bad omen considering the club scoring first had lost the first 3 games) in the 4th inning 2-0. The first 3 batters (Dwyer, Ripken & Murray) singled to load the bases, then one out later, Dauer punched a single to right to score Dwyer and Rip.

However, the Phillies got one back in the bottom of the 4th on Joe Lefebvre's rbi double, then scored 2 more in the 5th to go ahead, 3-2. Diaz doubled, went to 3rd on a wild pitch, and scored on Denny's single (the 1st hit by a WS pitcher since Stoddard in game #4, '79). Denny moved to 2nd on an error charged to Lowenstein, advanced to 3rd on Morgan's ground out and scored on a double by Rose.

GAME 4 '83 WORLD SERIES (Cont.)

In the 6th, however, the O's went ahead again, this time to stay. With one out, Lowenstein singled and went to 3rd on Dauer's double. With Cruz scheduled to hit, Altobelli sent Joe Nolan up instead and he was walked intentionally to load the bases. Then, Ken Singleton batted for Dempsey and walked on 4 straight pitches (see game #3, ALCS, Dotson vs. Murray) to force in the tying run.

Next up was the switch-hitting Shelby, batting for Storm Davis, as Willie Hernandez replaced Denny on the mound. Shelby hit a shot to deep left that looked like a 2-or-3-run double, but Gary Matthews made a sensational leaping catch against the fence. Nevertheless, it went down as a sac fly and Dauer checked in with the go-ahead run. Ron Reed then came in to face Ford, the 4th pinch-hitter (batting for Bumbry), and retired on a called 3rd strike.

In the 7th, Dauer produced an all important insurance tally with a 2-out single scoring Dwyer who had doubled to lead off the inning.

Davis left after 5 and the rest of the game was left up to the O's matchless bullpen combination, Sammy Stewart (2.1 ip) and Tippy Martinez (1.2 ip) who held the Phillies to one run over the last 4 innings.

In the home 9th, the Phillies made it a 1-run game when pinch-hitter Ozzie Virgil's 2-out single scored Bob Dernier from 2nd. But, Tippy got Morgan on a soft liner to Dauer for the game-ending out.

Notes: The crowd (66,947) was the biggest in Veterans' Stadium (and Pennsylvania) baseball history, and the largest for a WS game since St. Louis at New York on 10/10/64 (67,101) . . . However, the house was even larger at the Vet the following day for game #5 (67,064).

Davis fanned the side in order in the 1st inning (Morgan, Rose & Schmidt) . . . Denny also struck out 3 in the 4th, but also gave up 4 hits and 2 runs in that inning.

Jim Dwyer who had one hit in 3 trips off Denny is 6-for-13 (.462) lifetime against the Phillies righthander who is now 4-2 vs. the O's including 1-1 in the WS.

The player pool was a whopping record $5,232,390 . . . Davis was the youngest WS winner since Bruce Kison beat the O's for Pittsburgh in game #4 '71 . . . Richie Ashburn, representing the Phillies' 2nd WS team ('50), threw out the 1st ball and Patti LaBelle belted the national anthem.

Game No. 5 . . . Sun., Oct. 16 at Philadelphia

BALTIMORE	0	1	1	2	1	0	0	0	0	5	5	0
PHILADELPHIA	0	0	0	0	0	0	0	0	0	0	5	1

McGREGOR (W, 1-1) . . . HUDSON (L, 0-2), Bystrom (5), Hernandez (6), Reed (9)
HR: Murray-2 (0, on 2nd, Hudson) (1, on 4th, Hudson); Dempsey (0, on 3rd, Hudson)
GWRBI: Murray LOB: Bal-2, Pha-6 Time: 2:21 1st Pitch: 5:03 Attendance: 67,064

Murray, who snapped out of his 2-for-16, no rbi WS slump with a vengeance, hit 2 long home runs in the 2nd & 4th innings sandwiched around a solo shot by Dempsey in the 3rd, all off Hudson, and McGregor pitched a masterful 5-hit shutout as the Orioles won their 3rd world championship and 1st since '70.

McGregor, whose father was rushed to Philadelphia's Jefferson Medical Center for emergency abdominal surgery the previous morning, became the 3rd lefthander to clinch a world title for the O's (Dave McNally in '66 and Mike Cuellar in '70).

Murray's 2nd home run following a leadoff walk to Ripken hit the scoreboard in right field 425' away and built the O's lead to 4-0. The Birds scored their final run in the 5th on Al Bumbry's sac fly. Dempsey had opened that inning with his 4th double of the series (which ko'd Hudson in favor of Marty Bystrom), held 2nd while Diaz was fumbling McGregor's bunt, then advanced on a wild pitch before scoring on Bumbry's drive to left.

Perhaps, the key to McGregor's success in game #5, and, indeed, to the Orioles success in the WS, was the ability to neutralize future Hall of Famer Schmidt. The major league leader in home runs, walks and on-base percentage, Schmidt was 0-for-8 in 2 games against McGregor and 1-for-20 (a broken bat single in game #4) overall with no rbi and no walks.

"We never gave in to him," Dempsey said after the game, "We didn't give him a chance to hit an outside fastball. We knew he was the core of their power, and our pitchers threw the ball exactly where I put the glove."

Down by 5 runs in the bottom of the 5th, the Phillies mounted a threat when Maddox led off with a single and Diaz walked. But, Todd Cruz handled DeJesus' hard shot to his left on a tough half hop and started a double play, then Juan Samuel flied out.

Philadelphia's only other serious scoring bid occurred in the 8th when Morgan tripled to right with one out. Rose followed with a fly ball to left deep enough to score Morgan, but Joe, after tagging up, fell down two steps later and had to return to 3rd. McGregor then retired Schmidt on a grounder to Cruz to end the inning.

In the 9th, Tito Landrum made a good catch in right to retire Matthews, Perez flied to centerfielder Shelby and Maddox ended it with a line drive to Ripken.

Notes: Murray's 2-run homer was the only one of 10 WS hr's hit with a runner aboard . . . Murray (3) and Dempsey (2) were the only O's to hit safely in game #5 .

The 304,139 attendance set a 5 game record as did the net receipts of $7,652,103.89. The receipts for game #5 alone ($1,722,515.46) were the largest ever for one WS game.

Andrea McCardle, the original "Annie" sang the anthem and the 1st ball throwers, representing the '80 World Champion Phillies, were Larry Christenson and Tug McGraw, neither of whom was eligible for the '83 WS).

This was only the 4th time a club had lost the 1st game of the WS, then swept the next 4 ('15 Red Sox vs. Phillies, '42 Cardinals vs. Yankees and '69 Mets vs. O's).

A record total of 46 players (for a 5 game WS) appeared. Only Dennis Martinez & Tim Stoddard for the Orioles and Kiko Garcia and Kevin Gross (rhp) did not see action. None of those 4 appeared in the LCS either.

WHITE SOX 1983 ALCS STATISTICS

BATTER	Avg.	G	AB	R	H	2B	3B	HR	RBI	GW RBI	SH	SF	HB	BB	SO	SB	CS	E
Baines	.125	4	16	0	2	0	0	0	0	0	0	0	0	1	3	0	0	0
Cruz J T	.333	4	12	0	4	0	0	0	0	0	0	0	0	3	4	2	0	0
Dybzinksi	.250	2	4	0	1	0	0	0	0	0	0	0	0	0	0	0	0	0
Fisk	.176	4	17	0	3	1	0	0	0	0	0	0	0	1	3	0	0	0
Fletcher	.000	3	7	0	0	0	0	0	0	0	1	0	0	1	0	0	0	0
Hairston T	.000	2	3	0	0	0	0	0	0	0	0	0	0	1	1	0	0	1
Kittle	.286	3	7	1	2	1	0	0	0	0	0	0	0	1	1	2	0	0
Law R	.389	4	18	1	7	1	0	0	0	0	0	0	0	0	1	2	0	0
Law V	.182	4	11	0	2	0	0	0	1	0	0	0	0	1	3	0	0	1
Luzinski	.133	4	15	0	2	1	0	0	0	0	0	0	0	1	5	0	0	0
Paciorek	.250	4	16	1	4	0	0	0	1	1	0	0	1	1	2	0	1	0
Rodriguez	.000	2	0	0	0	0	0	0	0	0	0	0	0	0	0	0	0	1
Squires	.000	4	4	0	0	0	0	0	0	0	0	0	0	0	0	0	0	0
Walker	.333	2	3	0	1	0	0	0	0	0	0	0	0	1	2	0	0	0
Totals	.211		133	3	28	4	0	0	2	1	1	0	3	12	26	4	1	3
Opponents	.217		129	19	28	9	0	3	17	2	1	3	2	16	24	2	0	2

PITCHER		W	L	ERA	G	GS	CG	SHO	SV	IP	H	R	ER	HR	HB	BB	SO	WP
Agosto	L	0	0	.00	1	0	0	0	0	.1	0	0	0	0	0	0	0	0
Bannister	L	0	1	4.50	1	1	0	0	0	6.0	5	4	3	1	0	1	5	0
Bardjas	R	0	0	18.00	2	0	0	0	0	1.0	4	2	2	0	0	0	0	0
Burns	L	0	1	.96	1	1	0	0	0	9.1	6	1	1	1	1	5	8	0
Dotson	R	0	1	10.80	1	1	0	0	0	5.0	6	6	6	1	1	3	3	0
Hoyt	R	1	0	1.00	1	1	1	0	0	9.0	5	1	1	0	0	0	4	0
Koosman	L	0	0	54.00	1	0	0	0	0	.1	1	3	2	0	0	2	0	0
Lamp	R	0	0	.00	3	0	0	0	0	2.0	0	1	0	0	0	2	1	0
Tidrow	R	0	0	3.00	1	0	0	0	0	3.0	1	1	1	0	0	3	3	0
Totals		1	3	4.00	12	4	1	0	0	36.0	28	19	16	3	2	16	24	0
Opponents		3	1	.49	8	4	1	2	1	37.0	28	3	2	0	3	12	26	1

ORIOLES 1983 ALCS STATISTICS

BATTER	Avg.	G	AB	R	H	2B	3B	HR	RBI	GW RBI	SH	SF	HB	BB	SO	SB	CS	E
Ayala	.000	1	0	0	0	0	0	0	1	0	0	1	0	0	0	0	0	0
Bumbry	.125	3	8	0	1	1	0	0	1	0	0	0	0	0	2	0	0	0
Cruz T	.133	4	15	0	2	0	0	0	1	0	0	0	0	0	5	0	0	0
Dauer	.000	4	14	0	0	0	0	0	1	0	1	1	0	0	0	0	0	0
Dempsey	.167	4	12	1	2	0	0	0	0	0	0	0	0	1	1	0	0	1
Dwyer	.250	2	4	1	1	1	0	0	0	0	0	0	0	0	1	0	0	0
Ford	.200	2	5	0	1	1	0	0	0	0	0	0	0	0	1	0	0	0
Landrum	.200	4	10	2	2	0	0	1	1	1	0	0	0	0	2	0	0	0
Lowenstein	.167	2	6	0	1	1	0	0	2	0	0	0	0	1	2	0	0	0
Murray	.267	4	15	5	4	0	0	1	3	1	0	0	0	3	3	1	0	1
Nolan	.000	1	0	0	0	0	0	0	1	0	0	0	1	0	0	0	0	0
Ripken	.400	4	15	5	6	2	0	0	1	0	0	0	0	2	2	0	0	0
Roenicke	.750	3	4	4	3	1	0	1	4	0	0	0	1	5	3	0	0	0
Shelby	.222	3	9	1	2	0	0	0	0	0	0	0	0	1	3	1	0	0
Singleton	.250	4	12	0	3	2	0	0	1	0	0	0	0	2	2	0	0	0
Totals	.217		129	19	28	9	0	3	17	2	1	3	2	16	24	2	0	2
Opponents	.211		133	3	28	4	0	0	2	1	1	0	3	12	26	4	1	3

PITCHER		W	L	ERA	G	GS	CG	SHO	SV	IP	H	R	ER	HR	HB	BB	SO	WP
Boddicker	R	1	0	.00	1	1	1	1	0	9.0	5	0	0	0	2	3	14	0
Davis	R	0	0	.00	1	1	0	0	0	6.0	5	0	0	0	0	2	2	0
Flanagan	L	1	0	1.80	1	1	0	0	0	5.0	5	1	1	0	1	0	1	0
Martinez T	L	1	0	.00	2	0	0	0	0	6.0	5	0	0	0	0	3	5	1
McGregor	L	0	1	1.35	1	1	0	0	0	6.2	6	2	1	0	0	3	2	0
Stewart	R	0	0	.00	2	0	0	0	1	4.1	2	0	0	0	0	1	2	0
Totals		3	1	.49	8	4	1	2	1	37.0	28	3	2	0	3	12	26	1
Opponents		1	3	4.00	12	4	1	0	0	36.0	28	19	16	3	2	16	24	0

PHILLIES 1983 WORLD SERIES STATISTICS

BATTER	Avg.	G	AB	R	H	2B	3B	HR	RBI	GW RBI	SH	SF	HB	BB	SO	SB	CS	E
DeJesus	.125	5	16	0	2	0	0	0	0	0	0	0	0	1	2	0	0	1
Dernier	.000	1	0	1	0	0	0	0	0	0	0	0	0	0	0	0	0	0
Diaz	.333	5	15	1	5	1	0	0	0	0	0	0	0	1	2	0	0	1
Gross G	.000	2	6	0	0	0	0	0	0	0	0	0	0	0	0	0	0	0
Hayes	.000	4	3	0	0	0	0	0	0	0	0	0	0	0	1	0	0	0
Lefebure	.200	3	5	0	1	1	0	0	2	0	0	1	0	0	1	0	0	0
Lezcano	.125	4	8	0	1	0	0	0	0	0	0	0	0	0	2	0	0	0
Maddox	.250	4	12	1	3	1	0	1	1	1	0	0	0	0	2	0	0	0
Matthews	.250	5	16	1	4	0	0	1	1	0	0	0	0	2	2	0	0	0
Morgan	.263	5	19	3	5	0	1	2	2	0	0	0	0	2	3	1	2	0
Perez	.200	4	10	0	2	0	0	0	0	0	0	0	0	0	2	0	0	0
Rose	.313	5	16	1	5	1	0	0	1	0	0	0	0	1	3	0	0	0
Samuel	.000	3	1	0	0	0	0	0	0	0	0	0	0	0	0	0	0	0
Schmidt	.050	5	20	0	1	0	0	0	0	0	0	0	0	0	6	0	0	1
Virgil	.500	3	2	0	1	0	0	0	1	0	0	0	0	0	0	0	0	0
PH Hitters	.182		11	0	2	0	0	0	1	0	0	0	0	0	1	0	0	0
Others	.100		10	1	1	0	0	0	1	0	0	0	0	0	3	0	0	0
Totals	.195		159	9	31	4	1	4	9	1	0	1	0	7	29	1	2	3
Opponents	.213		164	18	35	8	0	6	17	3	0	3	1	10	37	1	0	4

PITCHER		W	L	ERA	G	GS	CG	SHO	SV	IP	H	R	ER	HR	HB	BB	SO	WP
Andersen	R	0	0	2.25	2	0	0	0	0	4.0	4	1	1	0	0	0	1	0
Bystrom	R	0	0	.00	1	0	0	0	0	1.0	0	0	0	0	0	0	1	1
Carlton	L	0	1	2.70	1	1	0	0	0	6.2	5	3	2	1	0	3	7	1
Denny	R	1	1	3.46	2	2	0	0	0	13.0	12	5	5	1	0	3	9	0
Hernandez	L	0	0	.00	3	0	0	0	0	4.0	0	0	0	0	1	1	4	0
Holland	L	0	0	.00	2	0	0	0	1	3.2	1	0	0	0	0	0	5	0
Hudson	R	0	2	8.64	2	2	0	0	0	8.1	9	8	8	4	0	1	6	0
Reed	R	0	0	2.70	3	0	0	0	0	3.1	4	1	1	0	0	2	4	0
Totals		1	4	3.48	16	5	0	0	1	44.0	35	18	17	6	1	10	37	2
Opponents		4	1	1.60	12	5	2	1	2	45.0	31	9	8	4	0	7	29	2

ORIOLES 1983 WORLD SERIES STATISTICS

BATTER	Avg.	G	AB	R	H	2B	3B	HR	RBI	GW RBI	SH	SF	HB	BB	SO	SB	CS	E
Ayala	1.000	1	1	1	1	0	0	0	1	0	0	0	0	0	0	0	0	0
Boddicker	.000	1	3	0	0	0	0	0	1	0	0	1	0	0	1	0	0	0
Bumbry	.091	4	11	0	1	1	0	0	1	0	0	1	0	0	1	0	0	0
Cruz T	.125	5	16	1	2	0	0	0	0	0	0	0	0	1	3	0	0	2
Dauer	.211	5	19	2	4	1	0	0	3	0	0	0	0	0	3	0	0	0
Davis	.000	1	2	0	0	0	0	0	0	0	0	0	0	0	2	0	0	0
Dempsey	.385	5	13	3	5	4	0	1	2	1	0	0	0	2	2	0	0	0
Dwyer	.375	2	8	3	3	1	0	1	1	0	0	0	0	0	0	0	0	0
Flanagan	.000	1	1	0	0	0	0	0	0	0	0	0	0	0	1	0	0	0
Ford	.167	5	12	1	2	0	0	1	1	0	0	0	1	1	5	0	0	0
Landrum	.000	3	0	0	0	0	0	0	0	0	0	0	0	0	1	0	0	0
Sakata	.000	1	1	0	0	0	0	0	0	0	0	0	0	0	0	0	0	0
Lowenstein	.385	4	13	2	5	1	0	1	1	0	0	0	0	0	3	0	0	1
Martinez T	.000	3	0	0	0	0	0	0	0	0	0	0	0	0	0	0	0	0
McGregor	.000	2	5	0	0	0	0	0	0	0	0	0	0	0	0	0	0	0
Murray	.250	5	20	2	5	0	0	2	3	1	0	0	0	1	4	0	0	1
Nolan	.000	2	2	0	0	0	0	0	0	0	0	0	0	1	0	0	0	0
Palmer	.000	1	0	0	0	0	0	0	0	0	0	0	0	0	0	0	0	0
Ripken	.167	5	18	2	3	0	0	0	1	0	0	0	0	3	4	0	0	0
Roenicke	.000	3	7	0	0	0	0	0	0	0	0	0	0	2	0	0	0	0
Sakata	.000	1	0	0	0	0	0	0	0	0	0	0	0	0	0	0	0	0
Shelby	.444	5	9	1	4	0	0	0	1	1	0	1	0	0	4	0	0	0
Singleton	.000	2	1	0	0	0	0	0	1	0	0	0	0	1	1	0	0	0
Stewart	.000	3	2	0	0	0	0	0	0	0	0	0	0	0	1	0	0	0
PH Hitters	.100		10	1	1	0	0	0	3	1	0	1	0	2	5	0	0	0
Totals	.213		164	18	35	8	0	6	17	3	0	3	1	10	37	1	0	4
Opponents	.195		159	9	31	4	1	4	9	1	0	1	0	7	29	1	2	3

PITCHER		W	L	ERA	G	GS	CG	SHO	SV	IP	H	R	ER	HR	HB	BB	SO	WP
Boddicker	R	1	0	.00	1	1	1	0	0	9.0	3	1	0	0	0	0	6	0
Davis	R	1	0	5.40	1	1	0	0	0	5.0	6	3	3	0	0	1	3	1
Flanagan	L	0	0	4.50	1	1	0	0	0	4.0	6	2	2	2	0	1	1	0
Martinez T	L	0	0	3.00	3	0	0	0	2	3.0	3	1	1	0	0	0	0	0
McGregor	L	1	1	1.06	2	2	1	1	0	17.0	9	2	2	2	0	2	12	0
Palmer	R	1	0	.00	1	0	0	0	0	2.0	2	0	0	0	0	1	1	1
Stewart	R	0	0	.00	3	0	0	0	0	5.0	2	0	0	0	0	2	6	0
Totals		4	1	1.60	12	5	2	1	2	45.0	31	9	8	4	0	7	29	2
Opponents		1	4	3.48	16	5	0	0	1	44.0	35	18	17	6	1	10	37	2

ORIOLES GENERAL POST-SEASON NOTES

ALCS: The O's hold many ALCS/LCS records including: Most LCS (7, in 15 year history of divisional play), Most LCS won (5), Most LCS games (26), Most LCS games won (18), and Most LCS games hosted (13) . . . Their w-l percentage (.692, 18-8) is surpassed only by the Red Sox (.1000, 3-0), Mets (.750, 6-2) and Dodgers (.706, 12-5).

The O's won the 1st 10 ALCS games they played (including the 1st 9 ever played) . . . They swept the Twins twice ('69-'70) and A's ('71) in the 1st 3 ALCS, then won game #1 in '73 against Oakland in '73 before losing the 2nd game that year . . . The Orioles are 9-4 at home and on the road.

ORIOLES GENERAL POST-SEASON NOTES (Cont.)

WORLD SERIES: Baltimore has gone 3-3 in 6 WS, but has a .576 2-1 pct. in games (19-14) . . . The Birds are 10-7 at home and 9-7 on the road.

POST-SEASON TOTAL: In 59 post-season games, the O's are 37-22 (.627). They are 19-11 at home and 18-11 away.

ATTENDANCE: In 26 ALCS games, the O's have played to 1,020,384, an average of 39,246. They've played 13 of those at home and have drawn 548,443 (average 42,188).

In 33 WS games attendance has totaled 1,769, 179 (average 53,611). At home for 17 WS dates the Birds have pulled 877,518 (average 51,619).

The Orioles 59 total post-season games have attracted 2,789,563 (average 47,281). At Memorials Stadium there have been 30 post-season events which have drawn a total of 1,425,961 (average 47,514).

The 3 biggest crowds to watch the O's in a WS were games 5, 4 & 3 (67,064; 66, 947 and 65,792) of '83, all at Philadelphia. The largest attendance for a WS game in Baltimore was 54,458 for game #4 (final game) vs. Dodgers in '66.

The biggest house for an Orioles LCS game was 52,787 for game #1 at Baltimore vs. the Angels in '79 (the "Tonight, Let it be Lowenstein" game).

ORIOLES 1983 CUMULATIVE POST SEASON STATISTICS

BATTER	Avg.	G	AB	R	H	2B	3B	HR	RBI	GW RBI	SH	SF	HB	BB	SO	SB	CS	E
Ayala	1.000	2	1	1	1	0	0	0	2	0	0	1	0	0	0	0	0	0
Boddicker	.000	2	3	0	0	0	0	0	0	0	0	1	0	0	1	0	0	0
Bumbry	.105	7	19	0	2	2	0	0	1	0	0	0	0	1	8	0	0	0
Cruz T	.129	9	31	1	4	0	0	0	4	0	1	1	0	0	3	0	0	0
Dauer	.121	9	33	2	4	1	0	0	1	0	0	0	0	0	2	0	0	0
Davis	.000	2	2	0	0	0	0	0	0	0	0	0	0	0	1	0	0	0
Dempsey	.280	9	25	4	7	4	0	1	2	1	0	0	0	3	3	0	0	1
Dwyer	.333	4	12	4	4	2	0	1	1	0	0	0	0	0	1	0	0	0
Flanagan	.000	2	1	0	0	0	0	0	0	0	0	0	0	0	0	0	0	0
Ford	.176	7	17	1	3	1	0	1	1	0	0	0	0	1	1	6	0	0
Landrum	.200	7	10	2	2	0	0	1	1	1	0	0	0	0	2	1	0	0
Sakata	.182	5	11	2	2	0	0	1	1	1	0	0	0	0	2	0	0	0
Lowenstein	.316	6	19	2	6	2	0	1	3	0	0	0	0	0	5	0	0	1
Martinez D	.000	0	0	0	0	0	0	0	0	0	0	0	0	0	0	0	0	0
Martinez T	.000	5	0	0	0	0	0	0	0	0	0	0	0	0	0	0	0	0
McGregor	.000	3	5	0	0	0	0	0	0	0	0	0	0	0	0	0	0	0
Murray T	.257	9	35	7	9	0	0	3	6	2	0	0	0	4	7	1	0	2
Nolan	.000	3	2	0	0	0	0	0	1	0	0	0	1	0	1	0	0	0
Palmer	.000	2	0	0	0	0	0	0	0	0	0	0	0	0	0	0	0	0
Ripken	.273	9	33	7	9	2	0	0	2	0	0	0	1	1	5	7	0	0
Roenicke	.273	6	11	4	3	1	0	1	4	0	0	0	0	1	5	2	0	0
Shelby T	.333	8	18	2	6	0	0	0	1	1	0	1	0	1	7	1	0	0
Singleton T	.231	6	13	0	3	2	0	0	2	0	0	0	0	3	3	0	0	0
Stewart	.000	5	2	0	0	0	0	0	0	0	0	0	0	0	1	0	0	0
Stoddard	.000	0	0	0	0	0	0	0	0	0	0	0	0	0	0	0	0	0
PH Hitters	.077		13	3	1	0	0	0	6	1	0	3	0	4	5	0	0	0
Totals	.215		293	37	63	17	0	9	34	5	1	6	3	26	61	3	0	6

PITCHER		W	L	ERA	G	GS	CG	SHO	SV	IP	H	R	ER	HR	HB	BB	SO	WP
Boddicker	R	2	0	.00	2	2	2	1	0	18.0	8	1	0	0	2	3	20	0
Davis	R	1	0	2.45	2	2	0	0	0	11.0	11	3	3	0	0	3	5	1
Flanagan	L	1	0	3.00	2	2	0	0	0	9.0	11	3	3	2	1	1	2	0
Martinez D	R	0	0	.00	0	0	0	0	0	0.0	0	0	0	0	0	0	0	0
Martinez T	L	1	0	1.00	5	0	0	0	2	9.0	8	1	1	0	0	3	5	1
McGregor	L	1	2	1.14	3	3	1	1	0	23.2	15	4	3	2	0	5	14	0
Palmer	R	1	0	.00	1	0	0	0	0	2.0	2	0	0	0	0	0	3	0
Stewart	R	0	0	.00	5	0	0	0	1	9.1	4	0	0	0	0	0	8	0
Stoddard	R	0	0	.00	0	0	0	0	0	0.0	0	0	0	0	0	0	0	0
Totals		7	2	1.10	20	9	3	3	3	82.0	59	12	10	4	3	19	55	3

ORIOLES WORLD SERIES SHARES BY YEAR

Since 1960 (the 1st year they qualified for a share), the O's have finished in the 1st division 21 times in 24 seasons, thereby qualifying in all but 3 years ('62, '67, '78) for a share of the WS pool (combined since '69 with the LCS).

Here are the individual shares that Baltimore players have received over the years:

1960-$	1,154.68	(2nd place)	
1961-	946.17	(3rd place)	
1963-	740.85	(4th place)	
1964-	971.85	(3rd place)	
1965-	1,187.07	(3rd place)	
1966-	11,683.04	(World Champions)	
1968-	1,904.04	(2nd place)	
1969-	14,904.21	(A.L. Champions)	
1970-	18,215.78	(World Champions)	
1971-	13,906.46	(A.L. Champions)	
1972-$	330.88	(3rd place East)	
1973-	7,469.77	(1st place East)	
1974-	7,394.76	(1st place East)	
1975-	1,245.15	(2nd place East)	
1976-	1,652.12	(2nd place East)	
1977-	1,173.30	(2nd place East tie)	
1979-	22,113.94	(A.L. Champions)	
1980-	2,668.71	(2nd place East)	
1981-	757.87	(3rd place East*)	
1982-	2,926.54	(2nd place East)	

$113,753.79—Total

* Though the O's had 2nd best full season record in A.L. East, they received only 3rd place money because New York and Milwaukee each won half-season championships.

**The O's voted 29 full shares in '83 . . . The Phillies' (losers') share in '83 was $44,473.31. They, too, voted 29 full shares.

ORIOLES FARM SYSTEM
MINOR LEAGUE AFFILIATES, 1984

Club	Nickname	League	Class	Manager
Rochester, N.H.	"Red Wings"	International	AAA	Frank Verdi
Charlotte, N.C.	"Orioles"	Southern	AA	Grady Little
Hagerstown, Md.	"Suns"	Carolina	A	John Hart
Newark, N.Y.	"Orioles"	New York-Penn.	A	to be announced
*Bluefield, W. Va.	"Orioles"	Appalachian	Rookie	Greg Biagini

Director of Field Operations/Special Assignments: Lance Nichols.

Farm Club Coaches: Dominic Chiti, Tom Chism, Jim Hutto, Paul McNeal, Pete Torrez, Mike Verdi, Mark Wiley.

Farm System Instructors: Ken Rowe, pitching; Ralph Rowe, organization batting instructor; Terry Crowley & Minnie Mendoza, minor league batting instructors.

Farm System Officials: Rochester-Fred Strauss (Pres.); Bob Goughan & Bill Terlecky (Co-G.M.'s); Neil Yarrington (Trainer) . . . Charlotte-Frances Crockett (Pres./G.M.); Jamie Reed (Trainer) . . . Hagerstown-Terry Randall (Pres.); Bob Miller (G.M.); Craig Strobel (Trainer) . . . Newark-Susan Kern (Pres.); Sam Polizzi (G.M.); . . . Bluefield-Allen Coppinger (Pres.); George Fanning (G.M.); Jeff Wood (Trainer).

Training Base: The Orioles minor league training complex is located at St. Thomas of Villanova University (formerly Biscayne College) in North Miami (16400 N.W. 32nd Ave., Miami, FL 33054) . . . **Telephones:** (305) 625-7433 and 625-7434 . . . **Mailing address:** Baltimore Orioles, P.O. Box 1868, Opa Locka, FL 33055.

Reporting Date: Early workouts for selected players begin on Friday, March 2 . . . All other pitchers and catchers start on Wednesday, March 14 with all other infielders and outfielders beginning workouts on Saturday, March 17.

*Franchise owned by Baltimore Orioles.

SCOUTING STAFF
Special Assignments

JIM RUSSO
502 Lering Drive
Ballwin, MO 63011

BILL WERLE
833 W. 28th Ave.
San Mateo, CA 94403

Regional Supervisors

LEN JOHNSTON
(Mid-America)
8900 Keystone Crossing
Indianapolis, IN 46240

JACK BAKER
2215 Willowgrove Ave.
Kettering, OH 45409

***JOE BOWMAN**
(Midwest-Plains States)
2001 W. 83rd St.
Leawood, KS 66206

ART BROPHY
2043 Madison St.
Hollywood, FL 33020

TOM CHISM
3 Pulaski St.
Rochester, NY 14621

DAN CRESSMAN
10389 104h Ave., N.
Seminole, FL 33540

***RAY CRONE**
(Louisiana & Texas)
916 N.W. Panaroma
Waxahachie, TX 75165

***ED CROSBY**
(Southern Calif. & Hawaii)
11463 Anticost Way
Cypress, CA 90630

***JOE De LUCCA**
(NY, So. CT, E. Canada)
11 Kingsland Pl.
Babylon, NY 11702

***JIM DRISCOLL**
(Mountain States)
948 S. Alma School Rd., #48
Mesa, AZ 85202

GEORGE LAUZERIQUE
(Western and Latin America)
3471 Cumberland Gap Ct.
Pleasanton, CA 94566

★ ★ ★

JOSE GARCIA
P.O. Box 7992
Caguas, PR 00626

***JIM GILBERT**
(MD, West PA, VA, WV, DC)
1197 Wayne Ave.
Hagerstown, MD 21740

***JOHN HAGEMAN**
(DE, NJ, East PA, Staten Is., NY)
44 Stevenson Pl.
Staten Island, NY 10309

JESUS HALIBI
P.O. Box 724
Aruba, Netherland Antilles

***MARK JUST**
(Mideast States)
416 Dell Lane
Highland Park, IL 60035

BILL LAWLOR
332 Knots Circle
Woodstock, GA 30188

EARL MacKENZIE
845 Trillium Park
Sarnai, Ont., Canada

MINNIE MENDOZA
4110 Broadview Dr.
Charlotte, NC 28210

JOHN STOKOE
(Eastern)
12 Bradford Pl.
Slingerlands, NY 12159

***LAMAR NORTH**
(Southeast States)
1307 South Crest Rd.
Rossville, GA 30741

***JIM PAMLANYE**
(Florida)
P.O. Box 3562
Orlando, FL 32802

JACK SANFORD
1441 Penman Rd.
Neptune Bch, FL 32233

BILL TEED
15 Overhill Rd.
Enfield, CT 06082

***TOMMY THOMPSON**
(Michigan, Ohio, Kentucky)
518 Miller St.
Lebanon, OH 45036

HERMAN WELSH
502 Snyder St.
Connellsville, PA 15425

AL ZARILLA
431 Nahua St.-Apt. 705
Honolulu, HI 96815

***JERRY ZIMMERMAN**
(Pacific NW & West. Canada)
13650 Fernridge Ave.
Milwaukie, OR 97222

*Territorial Supervisor (territory in parentheses).

FARM SYSTEM—1983

Baltimore's 5 farm teams finished with a cumulative record of 299-268 (.527), the 3rd highest winning percentage among the 26 minor league organizations behind the New York Mets (396-294, .574) and New York Yankees (353-284, .554). That performance improves the O's minor league organization mark over the past 21 seasons to 7272-6583 (.525). In that period, the Birds have been selected as the Topps' "Baseball Organization of the Year" 3 times ('66, '71, '72).

The Orioles' AAA club at Rochester failed to qualify for the International League playoffs for the 1st time in 4 seasons, finishing 6th at 65-75. Third baseman Glenn Gulliver topped the league in walks (117) while lefthander Craig Minetto made an I.L. high 52 pitching appearances. Class AA Charlotte was 6th overall in the Southern League at 69-77, and Larry Sheets, who led the loop in doubles (37) and tied for home run lead (25), was selected as the designated hitter on the S.L. all-star team.

Hagerstown (class A) had the 2nd best overall record in the Carolina League at 84-52, but finished behind the Lynchburg Mets in both halves of the Northern Division race and did not make the playoffs. League home run leader (31) Ken Gerhart and doubles champion (39) Ron Salcedo were both named as all-star outfielders. Gerhart also topped the circuit in total bases (275) and slugging (.549).

FARM SYSTEM—1983 (Cont.)

In their 1st year of existence, Newark won the New York-Penn League's Yawkey Division title by 10 games at 48-26 but lost to Utica, 2 games to 1, for the league championship. Catcher Carl Nichols and 2nd baseman Rich Lockwood were selected as all-stars. Bluefield placed 5th in the Appalachian rookie League at 33-38, but the Orioles led the league in attendance, attracting a total of 25,767 fans.

CLYDE KLUTTZ MEMORIAL AWARD

Named in honor of the Orioles' director of player development who died in May 1979, the CLYDE KLUTTZ MEMORIAL AWARD is presented annually to the Baltimore organization player "who best exemplified Clyde's integrity, desire, dedication, and loyalty to the game of baseball and the Baltimore Orioles." Clyde had spent 41 years in baseball when he passed away at the age of 61.

The winners of the Kluttz Award to date: 1979—Tom Eaton (2b); 1980—Cal Ripken, Jr. (3b); 1981—Victor Rodriguez (2b); 1982—John Shelby (of). The 1983 winner will be announced in April.

1983 MINOR LEAGUE REPORT

CLASS AAA
ROCHESTER RED WINGS (INTERNATIONAL)
Manager: Lance Nichols: 65-75 — 6th — 18GB

PLAYER	AVG	G	AB	R	H	HR	RBI	SB
Barranca, German	.230	62	217	34	50	9	27	18
Barrios, Jose	.265	55	185	30	49	10	30	0
Bonaparte, Elijah	.273	114	403	53	110	4	48	17
Bonner, Bob	.222	61	198	36	44	1	15	7
Calise, Mike	.254	60	181	31	46	13	34	0
Dempsey, Pat	.000	1	3	0	0	0	0	0
Falcone, Dave	.250	2	8	1	2	0	2	0
Gulliver, Glenn	.309	123	411	86	127	11	63	7
Hazewood, Drungo	.224	47	125	18	28	3	18	6
Hernandez, Leo	.343	57	201	24	69	8	25	0
Huppert, Dave	.199	67	151	21	30	0	11	0
Jones, Ricky	.230	95	339	28	78	7	38	4
Lisi, Rick	.252	126	476	81	120	3	37	15
Logan, Dan	.269	110	353	41	95	11	56	1
Pardo, Al	.255	69	220	25	56	1	31	2
Purpura, Dan	.239	28	67	7	16	0	6	1
Rayford, Floyd	.361	43	144	24	52	2	38	0
Sheets, Larry	.154	3	13	1	2	0	2	0
Stefero, John	.196	35	97	13	19	2	5	0
Valle, John	.222	102	320	50	71	20	52	1
Young, Mike	.284	102	373	62	106	14	66	18
Totals	.261	140	4485	666	1170	119	604	97

PITCHER	W-L	ERA	G	SV	IP	H	ER	BB	SO
Arnold, Tony	0-1	3.52	3	0	7.2	10	3	5	5
Boodicker, Mike	3-1	1.90	4	0	23.2	17	5	13	18
Brown, Mark	6-1	3.54	19	5	53.1	41	21	20	44
Dixon, Ken	3-6	4.48	11	0	64.1	65	32	26	34
Flinn, John	5-7	4.89	49	5	88.1	93	48	45	60
Ford, Dave	3-2	6.54	14	0	63.1	89	46	22	30
Gonzalez, Julian	5-3	4.43	12	0	67	55	33	42	61
King, Jerry	0-2	11.57	4	0	16.1	28	21	10	8
Minetto, Craig	3-6	3.59	★52	2	95.1	99	38	48	76
Mirabella, Paul	3-5	3.66	19	1	76.1	87	31	29	32
Morogiello, Dan	1-1	5.73	17	2	33	41	21	12	16
Ramirez, Allan	4-5	3.80	15	0	90	76	38	55	78
Smith, Mark	2-3	5.33	21	1	49	50	29	46	35
Snell, Nate	6-2	3.60	39	9	70	71	28	17	46
Speck, Cliff	8-12	5.04	29	0	148.1	136	83	105	130
Swaggerty, Bill	9-6	4.64	25	0	118.1	136	61	37	25
Weichel, Don	4-12	4.64	18	0	110.2	128	57	46	61
Totals	65-75	4.54	140	25	1175	1222	593	578	759

CLASS AA
CHARLOTTE O's (SOUTHERN, Eastern Division)
Manager: Grady Little: 1st half: 33-39 — 4th — 8GB
2nd half: 36-38 — 3rd — 5½GB

PLAYER	AVG	G	AB	R	H	HR	RBI	SB
Alfaro, Jesus	.286	139	535	69	153	19	82	1
Barrios, Jose	.250	4	12	1	3	1	1	0
Brunson, Eddie	.258	106	365	67	94	12	48	16
Dempsey, Pat	.264	122	443	56	117	6	63	13
Denman, John	.130	9	23	3	3	0	2	1
Dumouchelle, Pat	.194	43	139	13	27	1	9	1
Falcone, Dave	.265	101	306	67	81	12	44	2
Mariano, Bob	.264	64	196	22	52	3	28	2
Pardo, Al	.312	37	141	20	44	4	19	1
Rodriguez, Victor	.298	140	★571	80	★170	14	77	2
Schaefer, Jeff	.236	51	182	20	43	2	28	4
Sheets, Larry	.288	138	503	72	145	★25	87	1
Stefero, John	.307	61	205	33	63	16	34	0
Tiefenthaler, Dennis	.000	3	7	0	0	0	0	0
Timko, Andy	.233	82	257	31	60	0	23	5
Gerhart, Ken	.280	68	218	47	61	3	21	15
Tyner, Matt	.219	89	278	49	61	14	35	5
Whitfield, Bob	.500	2	4	0	2	0	0	0
Williams, Jeff	.249	124	425	56	106	7	34	19
Totals	.267	146	4810	706	1285	139	635	88

PITCHER	W-L	ERA	G	SV	IP	H	ER	BB	SO
Arias, Juan	1-1	7.81	12	0	27.2	34	24	17	10
Arnold, Tony	7-5	3.29	44	12	106.2	122	39	36	48
Bradley, Tom	1-0	6.94	9	0	11.2	18	9	10	8
Butler, Mark	1-2	5.95	16	1	19.2	21	13	11	4
Cabassa, Carlos	1-2	6.69	18	1	36.1	44	27	21	18
Dixon, Ken	8-7	3.99	20	0	130	123	57	70	73
Engle, Rich	2-2	7.23	7	0	18.2	23	15	14	7
Gonzalez, Julian	10-6	3.32	17	0	105.2	88	39	71	105
King, Jerry	2-1	5.34	6	0	32	32	19	12	19
Konopa, Bob	1-1	5.60	3	0	18	18	10	13	11
Kuchorski, Joe	9-13	3.93	27	0	185.2	181	81	73	86
Leiter, Kurt	4-4	4.48	11	0	64.1	70	32	24	23
Marietta, Louis	1-2	5.84	9	0	12.1	18	8	8	5
McCullock, Alec	0-0	1.74	6	0	10.1	8	2	5	8
Mitchelltree, John	6-2	4.16	61	8	127.2	131	59	59	80
Oliveras, Francisco	8-14	4.64	25	0	151.1	173	78	73	89
Pacella, John	0-5	6.35	10	0	28.1	34	20	28	17
Riggins, Mark	0-2	7.66	5	0	22.1	28	19	10	7
Rooney, Jim	0-4	9.20	4	0	14.2	25	15	7	6
Snell, Nate	1-0	0.00	15	5	22.2	15	0	6	7
Willsher, Chris	6-4	4.34	23	0	91.1	94	44	42	51
Totals	69-77	4.44	146	27	1237	1300	610	610	682

CLASS A
HAGERSTOWN SUNS (CAROLINA, Northern Division)
Manager: John Hart: 1st half: 41-25 — 2nd — 6½GB
2nd half: 43-27 — 2nd — 4GB

PLAYER	AVG	G	AB	R	H	HR	RBI	SB
Bard, Paul	.205	41	122	15	25	7	17	0
Cain, Mike	.222	27	45	9	10	0	5	5
Corman, Dave	.285	110	326	60	93	4	50	10
Croft, Paul	.299	23	77	22	23	8	18	8
Cusack, Dave	.248	81	258	41	64	12	49	2
Denman, John	.271	31	96	26	26	5	19	8
Doerr, Jeff	.179	48	151	22	27	8	21	1
Dumouchelle, Pat	.284	89	313	58	89	9	48	4
Falcone, Dave	.321	24	78	11	25	4	14	1
Gerhart, Ken	.273	130	501	131	137	★31	86	45
Granger, Lee	.246	15	57	13	14	1	4	8
Jacobson, Jeff	.221	39	95	10	21	0	8	1
Kelly, Ron	.258	42	120	11	31	7	27	0
Melillo, Gerry	.260	80	246	46	64	2	28	5
Rembielak, Rich	.244	113	393	48	96	6	47	2
Salcedo, Ronnie	.290	129	504	85	146	21	93	9
Schaefer, Jeff	.266	68	229	32	61	1	16	8
Timko, Andy	.256	53	207	32	53	1	24	0
Tipton, Jeff	.265	56	162	29	43	8	29	1
Traber, Jim	.274	128	449	73	123	14	79	21
Tyner, Matt	.371	21	70	18	26	6	21	0
Vanderburg, Mike	.000	2	4	0	0	0	0	0
Totals	.266	136	4503	789	1197	158	703	136

PITCHER	W-L	ERA	G	SV	IP	H	ER	BB	SO
Alexander, Tommy	3-1	3.78	35	0	66.2	68	28	49	65
Arias, Juan	0-0	27.00	1	0	1.1	5	4	0	0
Butler, Mark	0-1	6.14	6	0	7.1	10	5	3	5
Concepcion Carlos	5-2	3.35	9	0	48.1	43	18	27	29
Charley, Tandy	7-3	4.34	23	1	120.1	126	58	53	92
Cratch, Rich	9-5	2.30	54	13	74.1	56	19	40	64
Gilbert, Jeff	10-7	3.60	23	0	150	140	60	62	111
Grier, Dave	2-1	3.16	4	0	25.2	21	9	4	20
Gulnn, Charlie	2-2	6.63	9	0	38.2	54	27	8	17
Habyan, John	3-2	5.18	5	0	24.1	29	14	12	21
Krsnich, Nick	2-3	5.81	11	0	48	54	31	29	42
Leiter, Kurt	12-2	2.77	17	1	110.1	96	34	37	127
Konopa, Bob	1-1	7.11	6	0	12.2	16	10	4	6
Maples, Tim	1-3	3.97	4	0	33.2	28	7	10	20
McCullock, Alec	2-2	4.50	15	2	32	27	16	11	33
Mulcahy, Tim	4-1	2.59	32	1	48.2	37	14	25	49
Palmer, Jim	2-0	3.46	2	0	13	13	5	2	11
Rowe, Tom	1-4	2.94	7	0	33.2	34	11	15	20
Summers, Jeff	9-2	3.49	20	1	116	112	45	50	85
Willsher, Chris	3-2	6.18	13	0	39.1	35	27	41	34
Wilson, Randy	1-1	4.60	7	0	15.2	19	8	8	12
Totals	84-52	3.96	136	20	1159.2	1142	510	574	944

CLASS A
NEWARK ORIOLES (NEW YORK PENN, Western Division)
Manager: Art Mazmanian: 48-26 — 1st — 10GA

PLAYER	AVG	G	AB	R	H	HR	RBI	SB
Barragan, Gerry	.203	58	148	19	30	0	10	4
Bruno, Angelo	.313	19	48	12	15	2	13	2
Cain, Mike	.179	9	28	5	5	0	1	3
Cusack, Dave	.236	31	110	22	26	5	17	3
Dahse, Dave	.210	30	62	12	13	0	6	3
Dichiaro, Louis	.283	50	159	34	45	0	28	9
Doerr, Jeff	.264	55	193	41	51	10	43	4
Kelly, Ron	.283	63	226	46	64	15	54	1
Knapp, Tim	.150	16	20	5	3	0	1	3
Lockwood, Rich	.293	74	280	51	82	12	44	18
Lopez, Mike	.296	49	169	27	50	4	19	8
Lynn, Charles	.240	49	146	23	35	3	22	2
Mosley, Mike	.182	18	33	2	6	0	2	0
Mucha, Keith	.344	54	183	42	63	7	38	5
Nichols, Carl	.290	66	217	40	63	5	26	4
Rojas, Octavio	.185	28	54	5	10	0	7	2
Smith, Tim	.329	68	219	43	72	5	37	2
Thelker, Dave	.330	62	218	51	72	15	55	2
Totals	.281	74	2515	481	706	83	423	75

PITCHER	W-L	ERA	G	SV	IP	H	ER	BB	SO
Adams, Gerry	1-0	2.63	3	0	13.2	8	4	8	15
Bell, Eric	3-2	4.95	18	6	60	71	33	30	56
Bianchi, Ben	3-2	5.02	19	0	43	59	24	20	35
Caldwell, Richard	6-2	3.14	19	0	66	69	23	20	68
Habyan, John	5-3	3.39	11	0	71.2	68	27	29	64
Heise, Larry	7-3	5.45	17	0	77.2	102	47	27	60
Krsnich, Nick	5-3	2.79	26	7	38.2	36	12	12	39
Lackie, Jeff	5-4	5.64	13	0	60.2	56	38	61	41
Ledbetter, Dave	0-0	0.00	2	0	1.2	0	0	3	2
Leiter, Kurt	0-2	2.16	14	3	33.1	33	8	16	18
Mason, Victor	7-3	4.73	15	1	80	89	42	44	67
Medina, Rich	6-1	3.97	13	1	90.2	89	40	38	59
Rice, Richard	0-1	3.00	1	0	3	2	1	1	4
Wilson, Randy									
Totals	48-26	4.16	74	18	641	684	296	309	528

1984p78-79

1983 MINOR LEAGUE REPORT (Cont.)

ROOKIE LEAGUE
BLUEFIELD ORIOLES (APPALACHIAN)
Manager: Greg Biagini: 32-38 — 5th — 14GB

PLAYER	AVG	G	AB	R	H	HR	RBI	SB
Beattie, Brad	.234	29	107	14	25	1	11	3
Black, Jonathan	.325	37	123	25	40	9	32	1
Bruno, Angelo	.183	28	104	12	19	1	6	5
Cijntje, Sherwin	.248	49	161	21	40	1	19	12
Dahse, Dave	.261	15	46	9	12	1	6	4
Fitzgerald, Francis	.240	54	192	31	46	5	26	7
Fitzpatrick, Danny	.175	18	40	4	7	2	3	0
Gutierrez, Roberto	.280	56	182	28	51	2	32	4
Heyison, Mark	.240	30	100	23	24	7	16	3
Lenger, Jeff	.237	54	173	30	41	3	20	15
Lopez, Frank	.271	45	133	22	36	4	23	2
Morris, Steve	.273	54	165	37	45	9	29	3
Orman, Nelson	.288	17	66	15	19	1	9	3
Page, George	.303	50	178	39	54	3	26	25
Piazza, Nick	.222	40	99	18	22	0	10	13
Ripken, Bill	.217	48	152	24	33	0	13	7
Rojas, Octavio	.323	22	65	10	21	2	8	1
Spalt, Steve	.202	46	114	15	23	0	15	7
Totals	.254	70	2200	377	558	51	304	115

PITCHER	W-L	ERA	G	SV	IP	H	ER	BB	SO
Adams, Gerry	1-6	7.17	11	2	37.2	46	30	27	21
Burroughs, Anthony	1-0	11.88	2	0	8.1	8	11	8	4
Cobe, Bill	3-3	7.87	17	1	42.1	67	37	17	33
Conley, Mike	3-5	7.11	14	1	50.2	52	40	38	34
Crumley, Hubert	0-0	3.86	1	0	2.1	3	1	2	3
Fitzpatrick, Danny	0-0	4.09	5	1	11	13	5	2	12
Gilbert, Jeff	1-0	1.29	1	0	7	6	1	2	2
King, Randy	4-5	5.84	13	0	69.1	93	45	33	38
Kline, Bob	0-3	6.60	6	0	30	36	22	17	28
Leiter, Mark	2-1	2.70	6	0	36.2	33	11	13	35
Lopez, Frank	0-0	9.00	2	0	4	8	4	7	1
Mason, Victor	0-0	14.21	3	1	6.1	11	10	3	5
Ninneman, Scott	2-1	6.10	20	4	41.1	62	28	11	28
Pobur, Hugh	0-0	10.03	5	0	11.2	19	13	9	7
Ripken, Bill	0-0	0.00	1	0	0.2	1	0	1	2
Rohan, Ed	3-2	4.76	13	0	51	65	27	22	26
Skinner, Mike	2-1	3.57	7	0	22.2	13	9	14	33
Spalt, Steve	0-0	60.75	2	0	1.1	8	9	3	2
Wilp, Ken	5-4	4.84	16	1	44.2	43	24	22	43
Wilson, Roger	5-6	4.83	15	0	78.1	84	42	★65	62
Wilson, Wayne	0-1	6.75	3	0	5.1	8	4	6	3
Totals	32-38	5.97	79	11	562.2	681	373	342	399

★Led league •Tied for league lead

ORIOLES PLAY-BY-PLAY BROADCASTS

Announcers

WMAR Television (Ch. 2)
Chuck Thompson and Brooks Robinson
WFBR Radio (1300)
Jon Miller and Tom Marr
Home Team Sports (Cable)

WMAR is in its 6th year of carrying Oriole baseball. WMAR and the O's signed a 4-year agreement after the '78 season and extended that for 2 more years in '82. The station will televise 2 spring exhibitions (Mar. 15 and Mar. 31) and 50 regular season (3 home, 47 road) games in '84.

In addition, an Orioles' television network comprising the following stations will carry major portions of the WMAR television schedule: WPMT (Ch. 43), York-Lancaster-Harrisburg, PA . . . WDCA (Ch. 20), Washington, D.C. . . . WTVZ (Ch. 33), Norfolk, VA . . . WRLH (Ch. 35), Richmond, VA . . . WBOC (Ch. 16), Salisbury, Md. . . . WJTM (Ch. 45), Greensboro, N.C. . . . WDZL (Ch. 39), Hollywood, Fl.

Full Season Sponsors: Anheuser-Busch Inc.; Datsun & Datsun Dealers; AAMCO Transmission; Provident Savings Bank; The Savings Bank of Baltimore; Jerry's Chevrolet; Mid-Atlantic Milk Marketing Area; Equitable Bank; General Tire; Roy Rogers; Utz Potato Chip; Wendy's; Perdue.

CHUCK THOMPSON

A veteran of 42 years in broadcasting, Chuck Thompson is in his 25th season as a play-by-play announcer for the Orioles. At the end of the '82 season, Chuck decided to curtail his broadcast schedule and in '84 he'll team once again with Brooks Robinson to do 00 games on television only. He has continued his announcing duties for the Baltimore Colts.

Chuck began his announcing career in 1939 at WEEU in Reading. Three years later he became a staff announcer for WIBG in Philadelphia, where he covered Temple University football.

After seeing combat in three major European campaigns for the U.S. Army in World War II, he returned to Philadelphia to describe the action of the Phillies and A's, Warriors, Eagles, and Rockets (ice hockey).

He came to Baltimore in 1949 to do play-by-play for the International League Orioles, the Baltimore Bullets, U.S. Naval Academy football, and the Colts in the All-America Conference.

In 1955 Chuck joined the National Brewing Company's team of announcers and during the 24 years of that association did American League Orioles baseball for 19 years ('55-'56 and '62 thru '78), Colts football, Washington Senators baseball (1957-61), and the NBC-TV "Game-of-the-Week" (1959-60).

He has been named the outstanding sportscaster in Maryland by the National Sportscasters and Sportswriters Association on numerous occasions. A golfing and fishing enthusiast, Chuck and his wife Rose, have 3 children and 5 grandchildren. They reside in Timonium.

BROOKS ROBINSON

(See Biography on page 82)

WFBR is in the 2nd year of a 4-year contract to broadcast the Orioles thru '86. This is the 6th season that WFBR has carried the O's as the original 4-year agreement was signed after the '78 campaign. In addition to 12 spring training games (see exhibition schedule), WFBR will carry all 162 regular season games.

WFBR is the flagship station of a network comprising approximately 65 stations including WTOP (News Radio 15) in Washington, WOYK in York, PA, plus others in Maryland, Delaware, Pennsylvania, Virginia, West Virginia, North Carolina, and Florida.

Full-Season Sponsors: Miller Beer, Chevrolet, Gulf Oil, Mash's Meats/Briggs Meats, Maryland National Bank, Hillen Tire & Auto Services/Kelly Tires, RCM&D Insurance, Jiffy Lube, Real Sangria.

JON MILLER

Jon Miller starts his 2nd season on the Orioles' radio network after 3 seasons as a radio play-by-play announcer for the Boston Red Sox. His major league baseball experience also includes radio and television with the Texas Rangers in '78 & '79 and with the Oakland A's in '74. He broadcast his 1st major league game at age 22 with the A's.

Jon also has an extensive background in basketball, soccer, and hockey during his 14 years in broadcasting. He did 10-15 games a season for the NBA's Golden State Warriors from 1979-82 and prior to that, was the voice of University of San Francisco basketball for 5 years. He has also announced MISL games for the San Jose Earthquakes and did both television and radio for the Washington Diplomats in '77. He's broadcast soccer for the CBS, TVS, and Satelcast networks.

A reknowned mimic, Jon can be heard to imitate such outstanding baseball announcers as Al Michaels, Vin Scully, and Chuck Thompson during breaks in the action (rain delays, etc.).

A native of the San Francisco Bay area, Jon lives in Cockeysville.

TOM MARR

Tom Marr begins his 6th season on the Orioles' radio broadcast team. A veteran of 24 years in broadcasting, he has been with WFBR radio for the last 18 years. He made his debut as a major league play-by-play announcer in '79.

He began his broadcasting career doing a high school sports show at WWDC in Washington, and later worked at stations in Rhode Island, Connecticut, and Virginia before coming to WFBR. He covered Baltimore's pro sports teams for the CBS Radio Network from '69 to '75 and was the weekend sports anchor at WMAR-TV for 3 years prior to joining the O's broadcasts.

Possessing an extensive background in both news and sports. Tom participated in WFBR's award-winning discussion program, "Conference Call" as a regular panel member for many years.

Born and raised in Montgomery County, Maryland, Tom is a graduate of Montgomery Blair High School in Silver Spring and a veteran of the U.S. Marine Corps. He is married and the father of 5 children. His wife, Sharon, is a Baltimore City Police detective.

HOME TEAM SPORTS, the new regional pay cable sports network, a service owned and operated by Group W Satellite Communications, will televise 80 Orioles' games (56 home, 24 road) in '84. The launch date for HTS is set for Wednesday, April 4, when the Orioles play Chicago at Memorial Stadium (3:05 p.m.)

Home Team Sports, which operates out of Washington, D.C., will also televise Washington Bullets and Washington Capitals games, plus professional, collegiate, high school and other exceptional events of regional interest. HTS will be distributed by satellite to cable systems in Maryland, Virginia, and parts of Pennsylvania, West Virginia, Delaware, and North Carolina.

MEMORIAL STADIUM—A BRIEF HISTORY

Construction of Baltimore Memorial Stadium began on the site of old Municipal Stadium in 1949. However, when the original Baltimore NFL franchise left town after the '50 football season, work on the new facility was suspended until '52.

Despite the construction the International League Orioles continued to play their home games here on 33rd Street (thru '53) as did the current Baltimore Colts franchise when it re-located from Dallas (Texans) prior to the '53 football season.

The new stadium was completed essentially in October, '53, but refinements continued on thru the early stages of the '54 baseball season, the A.L. Orioles first in Baltimore.

The original Municipal Stadium was built for football and completed in 1924. However, when old Oriole Park (29th Street and Greenmount Avenue) burned down on the night and early morning of July 3-4, 1944, the Orioles moved into the big ballpark (in those days home plate was in what is now dead center field).

(Continued on page 182)

1984p80-81

BROOKS CALBERT ROBINSON, JR.

Born: May 18, '37; 6'1"; 190; Batted, R; Threw, R; Position: 3B.

Birthplace/Residence: Born in Little Rock, Arkansas, but has been a permanent resident of the Baltimore area since 1960. Now lives in Lutherville, in Baltimore County.

Tenure: 20 years, 72 days.

Signed Originally with: Baltimore.



YEAR CLUB	AVG.	G	AB	R	H	2B	3B	HR	RBI	BB	SO	SB	CS	HP
1955 York-1	.331	95	354	72	117	17	3	11	67	47	64	1	..	6
Baltimore	.091	6	22	0	2	0	0	0	1	0	10	0	0	0
1956 San Antonio	.272	154	577	72	157	28	6	9	74	54	57	1	2	4
Baltimore	.227	15	44	5	10	4	0	1	1	1	5	0	0	0
1957 Baltimore	.239	50	117	13	28	6	1	2	14	7	10	1	0	1
San Antonio	.266	33	124	10	33	5	1	1	9	5	16	0	1	0
1958 Baltimore	.238	145	463	31	110	16	3	3	32	31	51	1	2	5
1959 Baltimore	.284	88	313	29	89	15	2	4	24	17	37	2	2	2
Vancouver	.331	42	163	20	54	9	2	6	30	6	14	2	1	0
1960 Baltimore	.294	152	595	74	175	27	9	14	88	35	49	2	2	8
1961 Baltimore	.287	163	668	89	192	38	7	7	61	47	57	1	3	4
1962 Baltimore	.303	162	634	77	192	29	9	23	86	42	70	3	1	1
1963 Baltimore	.251	161	589	67	148	26	4	11	67	46	84	2	3	1
1964 Baltimore	.317	163	612	82	194	35	3	28	118	51	64	1	0	4
1965 Baltimore	.297	144	559	81	166	25	2	18	80	47	47	3	0	2
1966 Baltimore	.269	157	620	91	167	35	2	23	100	56	36	2	3	5
1967 Baltimore	.269	158	610	88	164	25	5	22	77	54	54	1	3	4
1968 Baltimore	.253	162	608	65	154	36	6	17	75	44	55	1	1	4
1969 Baltimore	.234	156	598	73	140	21	3	23	84	56	55	2	1	3
1970 Baltimore	.276	158	608	84	168	31	4	18	94	53	53	1	1	4
1971 Baltimore	.272	156	589	67	160	21	1	20	92	63	50	0	0	3
1972 Baltimore	.250	153	556	48	139	23	2	8	64	43	45	1	0	2
1973 Baltimore	.257	155	549	53	141	17	2	9	72	55	50	2	0	3
1974 Baltimore	.288	153	553	46	159	27	0	7	59	56	47	2	0	3
1975 Baltimore	.201	144	482	50	97	15	1	6	53	44	33	0	0	1
1976 Baltimore	.211	71	218	16	46	8	2	3	11	8	24	0	0	1
1977 Baltimore	.149	24	47	3	7	2	0	1	4	4	4	0	0	0
M.L. Totals	.267	2896	10654	1232	2842	482	68	268	1357	860	989	28	23	52

1—Signed by Baltimore as free agent on 6/1/55.

Championship Series Record

YEAR CLUB	AVG.	G	AB	R	H	2B	3B	HR	RBI	BB	SO	SB	CS	HP
1969 Baltimore	.500	3	14	1	7	1	0	0	0	0	0	0	0	0
1970 Baltimore	.583	3	12	3	7	2	0	0	1	0	1	0	0	0
1971 Baltimore	.364	3	11	2	4	1	0	1	3	0	1	0	0	0
1973 Baltimore	.250	5	20	1	5	2	0	0	2	1	1	0	0	0
1974 Baltimore	.083	4	12	1	1	0	0	1	1	1	0	0	0	0
C.S. Totals	.348	18	69	8	24	6	0	2	7	2	3	0	0	0

World Series Record

YEAR, CLUB	AVG.	G	AB	R	H	2B	3B	HR	RBI	BB	SO	SB	CS	HP
1966 Baltimore	.214	4	14	2	3	0	0	1	1	1	0	0	0	0
1969 Baltimore	.053	5	19	0	1	0	0	0	2	0	3	0	0	0
1970 Baltimore	.429	5	21	5	9	2	0	2	6	0	2	0	0	0
1971 Baltimore	.318	7	22	2	7	0	0	0	5	3	1	0	0	0
W.S. Totals	.263	21	76	9	20	2	0	3	14	4	6	0	0	0

All-Star Game Record

YEARS	AVG.	G	AB	R	H	2B	3B	HR	RBI	BB	SO	SB	CS	HP
1960-74	.289	18	45	5	13	0	3	1	5	2	4	0	0	1

HALL OF FAME

On January 12, '83, Brooks was officially elected to the Baseball Hall of Fame in a landslide. He received 92% of the votes cast (344 of 374) which was the 9th highest percentage in the history of the BBWAA Hall of Fame elections (surpassed only by Cobb, Aaron, Wagner, Ruth, Mays, Feller, Williams, and Musial).

He became only the 14th player elected to the Hall in his 1st year of eligibility (excluding the 5 who were picked in the Hall's 1st election) and was the 3rd modern Oriole so honored, joining Frank Robinson and Robin Roberts. George Kell became the 4th when he was selected by the Veterans Committee in March '83 and Luis Aparicio the 5th upon his election this past January.

In all, there are now 14 all-time major league Orioles and 27 players with Maryland ties who are members of the Hall.

Brooks was inducted with Kell, Juan Marichal, and Walter Alston into the Hall of Fame on Sunday, July 31, 1983 as an estimated record crowd of some 12,000 people (most of those from Baltimore) looked on.

PERSONAL

Brooks is doing color commentary on the Orioles' television network with Chuck Thompson for the 7th straight year (and 6th on WMAR, Channel 2, the Orioles' flagship station).

He is also active as a vice-president of Personal Management Associates (PMA)* and as a special assistant with the Crown Central Petroleum Company.

Brooks and his wife, Connie, a former United Air Lines flight attendant whom Brooks met on an Orioles' charter flight (K.C. to Boston) in 1959, have been married for 23 years. They live in Lutherville, Md. (north of Baltimore) with their four children: Brooks David (7/24/61), Chris (2/22/63), Michael (3/11/64), and Dianna (2/22/68).

Brooks' uniform #5 was officially retired on opening day, 1978, the year after he retired. Frank Robinson's #20 and Earl Weaver's #4 are the only other numbers that have been retired by the Orioles.

*PMA is a company which provides athletes comprehensive counseling and support in their professional, financial, and personal lives.

BIG LEAGUE CAREER

Brooks officially spent 20 years and 72 days as a player in the American League, spanning 23 seasons.

He played in 2,896 major league games, all of them with the Orioles, 7th on the all-time list (Carl Yastrzemski leads at 3,308).

Only Yastrzemski (3,308) and Ty Cobb (3,033) have played more American League games, and only 3 others in history have played more with one franchise: Yastrzemski (3,308), Hank Aaron (3,076), and Stan Musial (3,026).

Durability: Played in 97% of all Orioles' games from July 9, '59 (when he returned from minors for the last time) thru May 16, '76, a period of more than 16½ years . . . Played at least 153 games in 14 of 15 years from '60 thru '75.

In Orioles' 30-year history, only one other third baseman has played as many as 200 games at third base (Doug DeCinces—792).

Opening Days: Started 20 consecutive opening day games for the Orioles from '57 thru '76, and batted .316 (25-for-79) with six home runs 17 rbi.

Home Runs/RBI: Led A.L. in rbi (118) in '64 and also achieved career high of 28 homers that year . . . Hit 17 or more homers nine times, 11 or more 11 times . . . His last year in "double figures" was 71 when he hit 20 . . . Holds record for most lifetime homers in Memorial Stadium (139). Had six career grand slams, four of them in Baltimore.

Hitting: Had lifetime averages of .293 (267-for-911) vs. Texas Rangers (nee Washington Senators) and .287 (90-for-324) vs. K.C. Royals . . . Hit most home runs (37) and drove in most runs (167) against the Red Sox . . . Twice put together strings of eight straight hits: July 10 thru 15, '60, and Aug. 21 thru 23, '63.

Ranks 28th on the all-time major league hit list . . . Holds A.L. record for most sacrifice flies, career (114).

Holds club career records for games, at bats, runs, hits, doubles, triples, total bases, rbi and extra base hits . . . Has one-season mark for games (163, '61 & '64) and at bats (668, '61).

Fielding: Committed only 263 errors in 9,165 chances at third base for a lifetime percentage of .971 . . . Appeared in a total of 29 games at second base (24) and shortstop (5) and committed only one boot in 31 tries . . . Did not play anywhere defensively but at third base after '63.

Major League Lifetime Records, 3B: Highest fielding percentage, 100 or more games (.971) . . . Most seasons (23) . . . Most games (2,871) . . . Most chances accepted, excluding errors (8,902) . . . Most putouts (2,697) . . . Most assists (6,205) . . . Most double plays (618) . . . Most seasons leading league in games (8) . . . Most seasons leading league in assists (8).

American League Lifetime Records, 3B: Most seasons leading league in fielding (11) . . . Most seasons leading league in chances accepted, excluding errors (8 tie) . . . Most games season (163, '61 and '64) . . . Most home runs (266) 2nd to Graig Nettles (320).

BROOKS ROBINSON (Cont.)

Triple Plays: Has started three of the eight triple plays executed by the Orioles in their 30-year history . . . All three were of "around the horn" ground ball variety . . . Was the batter in four of the 13 triple plays hit into by the Orioles. Only one of those was "around the horn."

Gold Gloves: Won 16 straight "gold gloves" (Rawlings Sporting Goods/*The Sporting News*) from '60 thru '75 as the top defensive third baseman in the A.L. . . . The string was snapped by Detroit's Aurelio Rodriguez in '76 . . . Rodriguez, former Red Sox third baseman Frank Malzone ('57-'59) and the Yankees' Nettles ('77) were the only others in the A.L. to have won a "gold glove" at that position while Brooks was active.

Believe-It-Or-Not: Committed three errors in one inning against the A's in Baltimore on July 28, '71 (6th inning) . . . O's won the game, however, when Frank Robinson hit a three-run homer in the 9th inning to erase an 0-2 deficit.

All-Star Play: Played in 18 consecutive all-star games from '60 thru '74 (including two per year in '60, '61, '62) . . . Had lifetime average of .289 (13-for-45).

Selected "mvp" in 1966 at St. Louis when he had three hits, including a home run, while handling eight chances in the field . . . Also homered in '67 game at Anaheim . . . Was also a serious contender for the award in '64 (at Shea Stadium) and '70 (at Cincinnati), when he went 2-for-3, hit a triple, scored a run, and drove in two others.

Hit three triples in all-star play and didn't make an error in 43 fielding chances.

Was elected to starting lineup in Gillette-sponsored fan vote four times ('71, '72, '73, '74) after selection was returned to fans in '70 . . . Led A.L. players in votes in '71 (1,110,469) . . . Started a total of 11 games . . . Had last hit in '71 game at Detroit.

World Series/A.L. Championship Series: Played in 1st 39 post-season games in which the Orioles have been involved and batted a composite .303 (44-for-145)—.348 in 18 ALCS games and .263 in 21 WS games.

WS: Homered in first WS at bat in first inning against Dodgers (at Dodger Stadium) in '66 immediately following Frank Robinson's two-run homer (both were off Don Drysdale).

Was landslide "mvp" in '70 vs. Reds . . . Hit .429 (9-for-21), and was brilliant on defense . . . His nine hits tied record for most hits in five-game series . . . He also contributed six rbi, two doubles, and two homers . . . Erred on first fielding chance then handled 23 more flawlessly, many of them brilliantly . . . Stole at least two hits each from Johnny Bench and Lee May . . . It was during the series that Lee gave him the nickname "Hoover" (as in vacuum cleaners) . . . Made three errors in '76 world series chances.

CS: Had .486 average (18-for-37) after first three championship series (O's swept them all in three straight games) . . . His lone hit in last CS in '74 was a first game homer off Oakland's "Catfish" Hunter.

MAJOR AWARDS/HONORS

Most Valuable Player, American League—1964 . . . Finished 2nd in "mvp" voting by BBWAA in '66 and 3rd in both '60 and '65.

Most Valuable Player, All-Star Game—1966; **World Series**—1970.

Most Valuable Oriole—4 times . . . 1960, 1962, 1964, 1971 (shared with Frank Robinson).

Gold Gloves—16 straight from 1960 thru 1974.

Commissioner's Trophy (now known as Roberto Clemente Memorial Award)—1972 as player best exemplifying the game of baseball.

Orioles' Hall of Fame—1977 . . . He and Frank were the first to be named to the new Orioles' Hall of Fame originated in '77 by the Oriole Advocates, Inc. to honor outstanding players, managers and coaches from the Birds' modern era, '54 to present.

Joe Cronin Award (presented annually by the American League to an A.L. player for significant achievement)—1977.

The *Sporting News'* American League All-Star Team—nine times—1961, '62, '64, '65, '66, '67, '68, '71, '72.

Hickok Belt, January, 1971 . . . "Man of the Decade" Award by Baltimore Advertising Club, January, 1972 . . . "Most Memorable Personality" in Orioles' history by vote of the fans in 1975.

Winding Down, '76: Brooks started the '76 season as the Orioles' regular 3rd baseman. He started 27 of the first 28 games before being replaced by Doug DeCinces. From then on, he drew only 29 more starts in the O's final 103 games.

Nothing Is Forever, '77: His 268th and last home run provided one of the most emotional experiences in Orioles' history. It was April 19 at Memorial Stadium, the O's trailed the Indians, 5-2, in the 10th. With one out and runners on 1st and 2nd, Lee May singled in a run. The O's now trailed by 2 as Brooks came to the plate as a pinch-hitter for Larry Harlow. He ran the count to "3&2," fouled off a number of pitches, then hit a home run into the left field stands off southpaw Dave LaRoche to win the game 6-5. There were only 4,826 fans at the ballpark that night, but none of them will ever forget the moment.

Signed for 1977 as player-coach, but became a coach exclusively on Sunday, Aug. 21, when he went on the voluntarily retired list (in Minnesota) to make room on the roster for catcher Rick Dempsey who was returning to duty after six weeks on the disabled list.

An Orioles' record regular season crowd of 51,798 attended "Thanks, Brooks" Day on Sunday, Sep. 18, against the Red Sox to pay tribute to the most important and beloved Oriole of modern times.

VISITING CLUBS' HOTELS IN BALTIMORE '84

City	Hotel	Area	Telephone
BOSTON	Cross Keys Inn	(301)	532-6900
CALIFORNIA	Cross Keys Inn	(301)	532-6900
CHICAGO	Cross Keys Inn	(301)	532-6900
	Hilton-Downtown (1st trip)	(301)	752-1100
CLEVELAND	Cross Keys Inn (2nd trip)	(301)	532-6900
	Hilton-Downtown	(301)	752-1100
DETROIT	Cross Keys Inn	(301)	532-6900
KANSAS CITY	Cross Keys Inn	(301)	532-6900
MILWAUKEE	Hilton-Downtown	(301)	752-1100
MINNESOTA	Cross Keys Inn	(301)	532-6900
NEW YORK	Cross Keys Inn	(301)	532-6900
OAKLAND	Belvedere (1st trip)	(301)	332-1000
	Cross Keys Inn (2nd trip)	(301)	532-6900
SEATTLE	Hilton-Downtown	(301)	752-1100
TEXAS	Hyatt Regency	(301)	528-1234
TORONTO			

Baltimore Chapter
BASEBALL WRITERS ASSOCIATION OF AMERICA

***GORDON BEARD**, Associated Press, Chairman

KENT BAKER, Morning Sun
TOM BOSWELL, Washington Post
DOUG BROWN, Evening Sun
KEVIN COWHERD, Evening Sun
KEN DENLINGER, Washington Post
BOB FACHET, Washington Post
HAPPY FINE, Washington Times
ALAN GOLDSTEIN, Morning Sun
LOU HATTER, Morning Sun
JIM HENNEMAN, Evening Sun
MARK HYMAN, News American
PHIL JACKMAN, Evening Sun
JANE LEAVY, Washington Post
***BOB MAISEL**, Morning Sun
JACK MANN, Evening Sun
RICK OSTROW, USA Today
SEYMOUR SMITH, Morning Sun
***GEORGE SOLOMON**, Washington Post
***JOHN STEADMAN**, News American
VITO STELLINO, Morning Sun
BILL STETKA, Sports First
***BILL TANTON**, Evening Sun

*Sports Editor

HONORARY MEMBERS

BILL AHLBERG
LEW ATCHISON
CHARLES BARBOUR
JIM ELLIOT
NEAL ESKRIDGE
LUTHER (BUS) HAM
WHEELER JOHNSON
GEORGE MINOT
SHIRLEY POVICH
MORRIS SIEGEL
FRANCIS STANN
MERRELL WHITTLESEY
MARTIE ZAD

SAM LACY is sports editor of the Baltimore Afro-American.

PRINCIPAL RADIO-TELEVISION SPORTS COMMENTATORS

BALTIMORE

TELEVISION: WMAR (Ch. 2)—**JACK DAWSON, SCOTT GARCEAU,** and **JOHN SAUNDERS** . . . WJZ (Ch. 13)—**LOU TILLEY** (S.D.) and **JIM BRINSON** . . . WBAL (Ch. 11)—**VINCE BAGLI** (S.D.) and **CHRIS THOMAS.**

RADIO: WFBR (1300)—**CHARLIE ECKMAN, TOM MARR,** and **ART SINCLAIR** . . . WBAL (1090)—**JIM WEST** (S.D.) . . . WCAO (600)—**BOB BARTEL** . . . WCBM (680)—**TOM DAVIS** (S.D.), **NEAL ESKRIDGE** and **PHIL WOOD** . . . WPOC-FM (93.1)—**TED PATTERSON** (S.D.) . . . WWIN (1400)—**BILLY TAYLOR** . . . WYST (1010)—**SCOTT HARRIS** (S.D.).

WASHINGTON

TELEVISION: WDVM (Ch. 9)—**GLENN BRENNER** (S.D.) **LEE ZIEDMAN** and **SONNY JURGENSEN** . . . WRC (Ch. 4)—**GEORGE MICHAEL** (S.D.) and **SCOTT CLARK** . . . WJLA (Ch. 7)—**FRANK HERZOG** (S.D.) and **JAMES BROWN** . . . WTTG (Ch. 5)—**BERNIE SMILOVITZ** (S.D.) and **AL KOKEN.**

RADIO: WTOP (1500)—**HARVEY SMILOVITZ** . . . WMAL (630)—**KEN BEATRICE** (S.D.) and **JOHNNY HOLLIDAY** . . . WRC (98)—**DAVE EANET** (S.D.) . . . WOL (1450)—**JOEL DEARING** . . . WHUR-FM (96.3)—**GREG MOSSO** and **GLENN HARRIS** . . . WASH FM (97.1)—**DAN O'BRIEN** . . .

1984p84-85



Edward Bennett Williams
Chairman of the Board and President



Henry J. Peters
Executive Vice-President General Manager

EDWARD BENNETT WILLIAMS, the owner, Chairman of the Board, and President of the Baltimore Orioles, Inc., purchased the ballclub on Nov. 1, 19[illegible]. A distinguished trial lawyer, he is also the founder and senior partner of the Washington law firm of Williams & Connolly. In addition, he has been associated with the Washington Redskins since 1962 and their President since 1965.

He is a native of Hartford, Connecticut, and a graduate of Holy Cross College where he earned his A.B. (summa cum laude) in 1941. After serving in the United States Army Air Force during World War II, he was graduated from Georgetown University Law School and was admitted to the Bar of the District of Columbia.

Mr. Williams taught Criminal Law and Evidence at Georgetown Law School from 1946 to 1958; was guest professor of American Criminal Law at the University of Frankfurt in West Germany in 1954; and in 1971 was visiting lecturer at Yale Law School where he taught Constitutional Litigation. He holds honorary degrees from 12 universities.

He was chairman of the American Bar Association Special Committee on Crime Prevention and Control from 1970 to 1972. In 1966 the District of Columbia Bar Association presented him with its "Lawyer of the Year" award. He is a Fellow of the American College of Trial Lawyers and was a member of its board of regents from 1968 to 1972.

By appointment of the Chief Justice of the United States in March of 1965, he served on the United States Judicial Conference Advisory Committee on Federal Rules of Evidence until 1974 and, from 1971 to 1974, on the Chief Justice's Committee on Court Facilities and Design. From 1971 to 1978 he served as chairman of the Judicial Nominating Commission for the Sixth Judicial Circuit of Maryland.

By appointment of President Ford Mr. Williams served on the President's Foreign Intelligence Advisory Board in 1976 and 1977. In 1977 President Carter appointed him as a consultant to the National Security Agency. In November, 1980, President-elect Reagan appointed Mr. Williams, as one of three prominent Democrats, to serve on the Foreign Policy Advisory Board to assist the presidential transition, and he is now serving on the President's Foreign Intelligence Advisory Board.

Mr. Williams served as treasurer of the Democratic National Committee from 1974 to 1977; has served as general counsel of Georgetown University since 1949; is Chairman of the Board of Trustees of the College of Holy Cross, is general counsel of the Motion Picture Association of America and of Twentieth Century Fox Film Corporation.

He is the father of seven children and is married to the former Agnes Anne Neill, who is also a graduate of Georgetown University Law School. The Williams family lives in Potomac, Maryland.

HENRY J. PETERS has been the Orioles' executive vice-president and general manager since he signed a five-year contract in November, 1975. At that time he replaced Frank Cashen who had resigned to join the Carling-National Brewing Company.

Hank was selected as the major league "executive of the year" by the *Sporting News* for the second time in the last five years in 1983. He also earned that honor, as well as UPI's major league executive award, in 1979.

Following the 1979 season, Hank agreed to an extension of his contract through 1984. The contract was extended through 1989 this past winter.

A veteran of 37 years in professional baseball, he has shown an amazing ability to adjust to the abrupt and rapid changes that have affected player-management relationships during the past several years.

HENRY J. PETERS (Cont.)

Now 59, Hank came to Baltimore after four years as president of the National Association of Professional Baseball Leagues (the governing body of minor league baseball).

Before accepting the National Association presidency in December, 1971, he had spent five years with the Cleveland Indians as vice-president and director of player personnel, and prior to that he had been with the Kansas City A's for 10 years. While with the A's, in 1965, he had the distinction of being the last general manager appointed by former club owner Charles O. Finley. He has also worked with the St. Louis Browns and Cincinnati Reds.

A St. Louis native, Hank broke into baseball in 1946, following three years with the U.S. Army in World War II during which he served in England, Germany, and Czechoslovakia.

He started with the hometown Browns in the minor league department under then farm director Jim McLaughlin, the Orioles' former coordinator of scouting and player development, and general manager Bill DeWitt.

When that franchise was moved to Baltimore in October, 1953, Hank took a job as general manager of the independent Burlington, Iowa club in the Class B Three-I League.

After the 1954 season, he joined the new Kansas City A's organization as farm director and remained in that position through 1960. In early 1961, he left the A's, following disagreement with Finley, and spent the balance of the season working, again for DeWitt, as farm director of the Cincinnati Reds who won the N.L. pennant that season.

However, he returned to the A's in December, 1961, as assistant general manager and farm director and was appointed general manager in 1965. During his tenure in K.C. such future stars as Jim "Catfish" Hunter, Bert Campaneris, Reggie Jackson, Sal Bando, Joe Rudi, Rick Monday, Gene Tenace, and Rollie Fingers were signed and developed in the A's farm system.

Hank moved to Cleveland in 1966 and remained there until he was elected to succeed the retiring National Association President Phil Piton. At the time, the National Association was headquartered in Columbus, Ohio, but in September, 1973, Hank moved the office to its present site in St. Petersburg, Fla.

Hank and his wife, Dottie, whom he met while both were working for the Browns, have been married for 33 years. They have two children: Sharon and Steve, and two grandchildren: Shannon Nicole Torrez, born December, 1981, and Christopher Henry Peters, born on Sunday, Oct. 16, 1983, the day the Orioles clinched the 1983 World Championship.

1983 MAJOR LEAGUE STANDINGS

American League
Eastern Division

	Won	Lost	Pct.	G.B.
Baltimore	98	64	.605	—
Detroit	92	70	.568	6
New York	91	71	.562	7
Toronto	89	73	.549	9
Milwaukee	87	75	.537	11
Boston	78	84	.481	20
Cleveland	70	92	.432	28

Western Division

	Won	Lost	Pct.	G.B.
Chicago	99	63	.611	—
Kansas City	79	83	.488	20
Texas	77	85	.475	22
Oakland	74	88	.457	25
California	70	92	.432	29
Minnesota	70	92	.432	29
Seattle	60	102	.370	39

National League
Eastern Division

	Won	Lost	Pct.	G.B.
Philadelphia	90	72	.556	—
Pittsburgh	84	78	.519	6
Montreal	82	80	.506	8
St. Louis	79	83	.488	11
Chicago	71	91	.438	19
New York	68	94	.420	22

Western Division

	Won	Lost	Pct.	G.B.
Los Angeles	91	71	.562	—
Atlanta	88	74	.543	3
Houston	85	77	.525	6
San Diego	81	81	.500	10
San Francisco	79	83	.488	12
Cincinnati	74	88	.457	17

BIRDS' BIGGEST DEAL

In November-December 1954 the Orioles and Yankees engineered a 17 player deal, one of the biggest in baseball history. General Manager Paul Richards sent the following players to New York: pitchers Mike Blyska, Don Larsen and Bob Turley; catcher Darrell Johnson, first baseman Dick Krykoski, shortstop Billy Hunter, and outfielders Ted del Guerico and Jim Fridley . . . The Birds in turn acquired the contracts of: pitchers Harry Byrd, Jim McDonald and Bill Miller; catchers Hal Smith and Gus Triandos; second baseman Don Leppert, third baseman Kal Segrist, shortstop Willie Miranda and outfielder Gene Wooding.

ORIOLES YEAR-BY-YEAR LEADERS

Yr.	Average	Home Runs	Runs Batted In	Stolen Bases
54	Abrams 293	Stephens 8	Stephens 46	Coan 9
55	† Philley .....299 Triandos 277	Triandos 12	Triandos 65	Diering .....5 Pope 5
56	Nieman 322	Triandos 21	Triandos 88	Francona 11
57	Boyd 318	Triandos 19	Triandos 72	Pilarcik 14
58	† Nieman .....325 Woodling 276	Triandos 30	Triandos 79	Pilarcik 7
59	Woodling 300	Triandos 25	Woodling 77	Pilarcik 9
60	B. Robinson ..294	Hansen 22	Gentile 98	Breeding 10
61	Gentile 302	Gentile 46	Gentile 141	Brandt 10
62	B. Robinson ..303	Gentile 33	Gentile 87	Brandt 9
63	† Orsino .....272 † A. Smith ....272 Powell 265	Powell 25	Powell 82	Aparicio ★ ...40
64	B. Robinson ..317	Powell 39	B. Robinson ★ 118	Aparicio ★ ...57
65	B. Robinson ..297	Blefary 22	B. Robinson ...80	Aparicio 26
66	F. Robinson ★ 316	F. Robinson ★ .49	F. Robinson ★ 122	Aparicio 25
67	F. Robinson ..311	F. Robinson ...30	F. Robinson ...94	Aparicio 18
68	† Buford .....282 B. Robinson ..253	B. Robinson ...17	Powell 85	Buford 27
69	F. Robinson ..308	Powell 37	Powell 121	Blair 20
70	† Rettenmund ..322 F. Robinson ..306	Powell 35	Powell 114	Blair 24
71	Rettenmund ..318	F. Robinson ...28	F. Robinson ...99	Buford .....15 Rettenmund .15
72	Grich 278	Powell 21	Powell 81	Baylor 24
73	† Bumbry .....337 Davis 306	Williams 22	Davis 89	Baylor 32
74	Davis 289	Grich 19	Davis 84	Baylor 29
75	Singleton 300	Baylor 25	L. May 99	Baylor 32
76	Singleton 278	R. Jackson 27	L. May ★ 109	Bumbry 42
77	Singleton 328	L. May .....27 Murray 27	L. May .....99 Singleton 99	Kelly 25
78	Singleton 293	DeCinces 28	Murray 95	Harlow 14
79	Murray .....295.4 Singleton ...294.7	Singleton 35	Singleton 111	Bumbry 37
80	Bumbry 318	Murray 32	Murray 116	Bumbry 44
81	Murray 294	Murray• 22	Murray ★ 78	Bumbry 22
82	† Lowenstein ...320 Murray 316	Murray 32	Murray 110	Bumbry 10
83	Ripken 318	Murray 33	Murray 111	Shelby 15

†Did not qualify for batting title ... Player listed below was highest qualifier.

Yr.	Won	Lost	Innings Pitched	ERA
54	Coleman 13	Larsen ★ 21	Coleman 221	Pillette 3.12
55	Wilson 12	Wilson ★ 18	Wilson 235	Wilson 3.45
56	Moore 12	Wight 12	Moore 185	C. Johnson .3.42
57	Johnson 14	Moore 13	Johnson 242	Johnson ...3.20
58	Portocarrero ...15	Harshman 15	Harshman 236	Harshman .2.90
59	Pappas .....15 Wilhelm 15	O'Dell 12	Wilhelm 226	Wilhelm ★ .2.19
60	Estrada• 18	Estrada .....11 Fisher .....11 Pappas 11	Estrada 209	Brown 3.06
61	Barber 18	Fisher 13	Barber 248	Pappas 3.03
62	Pappas 12	Estrada• 17	Estrada 223	Roberts 2.78
63	Barber 20	Barber .....13 Roberts 13	Barber 259	Barber 2.75
64	Bunker 19	Barber 13	Pappas 252	Bunker 2.69
65	Barber 15	Barber 10	Barber .....221 Pappas 221	Pappas 2.61
66	Palmer 15	Palmer 10	McNally 213	McNally ...3.17
67	Phoebus 14	S. Miller .....10 Richert 10	Phoebus 208	Phoebus ...3.33
68	McNally 22	Phoebus 15	McNally 273	McNally ...1.95
69	Cuellar 23	Cuellar 11	Cuellar 291	Palmer 2.34
70	Cuellar• .....24 McNally• 24	Palmer 10	Palmer• 305	Palmer 2.71
71	McNally 21	Cuellar .....9 Palmer 9	Cuellar 292	Palmer 2.68
72	Palmer 21	Dobson• 18	Palmer 274	Palmer 2.07
73	Palmer 22	McNally 17	Palmer 296	Palmer ★ ..2.40
74	Cuellar 22	Grimsley 13	Grimsley 296	Grimsley ...3.07
75	Palmer• 23	Grimsley 13	Palmer 323	Palmer ★ ..2.09
76	Palmer ★ 22	Cuellar .....13 Palmer 13	Palmer ★ 315	Palmer 2.51
77	Palmer• 20	R. May 14	Palmer ★ 319	Palmer 2.91
78	Palmer 21	Flanagan 15	Palmer ★ 296	Palmer 2.46
79	Flanagan ★ ...23	D. Martinez 16	D. Martinez ★ .292	Flanagan ...3.08
80	Stone ★ 25	Flanagan 13	McGregor 252	Stone 3.23
81	D. Martinez• ...14	Palmer .....8 Stewart 8	D. Martinez ...179	Stewart 2.33
82	D. Martinez 16	D. Martinez ....12 McGregor 12	D. Martinez ...252	Palmer 3.13
83	McGregor 18	D. Martinez 16	McGregor 260	Boddicker ..2.77

★ Led league

•Tied for league lead

HOW THEY JOINED THE ORIOLES

Twenty-three of the 40 players on the current Orioles' roster began their pro careers in the Baltimore system ... The other 17 started with other organizations.

FREE AGENT DRAFT (18)

Player	When Drafted	Phase	Round
Boddicker	'78-June	Sec.	6th
Brown	'80-June	Reg.	6th
*Bumbry	'68-June	Reg.	8th
Dauer	'74-June	Reg.	1st
Davis	'79-June	Reg.	7th
Dixon	'80-June	Reg.	3rd
Flanagan	'73-June	Reg.	7th
Gonzalez	'79-June	Reg.	6th
Jones	'80-June	Reg.	15th
Murray	'73-June	Reg.	3rd
Pardo	'80-June	Reg.	2nd
Ramirez	'79-June	Reg.	5th
Ripken	'78-June	Reg.	2nd
Sheets	'78-June	Reg.	2nd
Shelby	'77-Jan.	Reg.	1st
Swaggerty	'79-June	Reg.	26th
Welchel	'78-June	Reg.	7th
Young	'80-Jan.	Sec.	1st

SIGNED AS UNDRAFTED FREE AGENTS (4)

(No Previous Professional Experience)

Dennis Martinez ..... Dec. 10, '73
John Stefero ..... June 26, '79
Victor Rodriguez ..... Feb. 15, '77
Sammy Stewart ..... June 15, '75

SIGNED ORIGINALLY WITH O'S PRIOR TO FREE AGENT DRAFT RULE (1)

(Prior to June '65)

Jim Palmer ..... August 16, '63

SELECTED AND SIGNED VIA RE-ENTRY DRAFT SYSTEM (6)

*Al Bumbry	Selected	Nov. 3, '78	Signed Jan. 30, '79
Jim Dwyer	Selected	Nov. 13, '80	Signed Dec. 17, '80
*Dan Ford	Selected	Nov. 7, '83	Signed Jan. 20, '84
*John Lowenstein	Selected	Nov. 10, '82	Signed Feb. 24, '83
*Joe Nolan	Selected	Nov. 10, '82	Signed Jan. 20, '83
Tom Underwood			Signed Feb. 6, '84

CONTRACTS PURCHASED FROM OTHER ORGANIZATIONS (2)

Todd Cruz ..... June 20, 1983 ..... from Seattle
*John Lowenstein ..... Nov. 27, 1978 .... from Texas on $20,000 waiver claim

SIGNED AS FREE AGENT (1)

(With Previous Professional Experience)

Dan Morogiello ..... Signed Jan. 3, '83 after becoming free agent following 7 minor league seasons.

PLAYERS ACQUIRED FROM TRADES (12)

Player	From	Date	Acquired With	Acquired For
Benny Ayala	Cardinals	4/30/79		Mike Dimmel (of)
Rick Dempsey	Yankees	6/15/76	Tippy Martinez (p) Rudy May (p) Scott McGregor (p) (to Roch.) Dave Pagan (p)	Doyle Alexander (p) Ellie Hendricks (c) Ken Holtzman (p) Grant Jackson (p) Jimmy Freeman (p)
*Dan Ford	Angels	2/ 1/82		Doug DeCinces (3b) Jeff Schneider (p)
Wayne Gross	A's	12/ 9/83		Tim Stoddard (p)
Leo Hernandez	Dodgers	4/28/82		Jose Morales (c-dh)
Tito Lamdrum	Cardinals	8/31/83		Floyd Rayford (if) (6/13/83)
Tippy Martinez	Yankees	6/15/76	See Dempsey	See Dempsey
Scott McGregor	Yankees	6/15/76	See Dempsey	See Dempsey
*Joe Nolan	Reds	3/26/82		Dallas Williams (of) Brooks Carey (p)
Gary Roenicke	Expos	12/ 6/77	Joe Kerrigan (p) Don Stanhouse (p)	Rudy May (p) Randy Miller (p) Bryn Smith (p) (to Denver)
Lenn Sakata	Brewers	12/ 6/79		John Flinn (p)
Ken Singleton	Expos	12/ 4/74	Mike Torrez (p)	Richie Coggins (of) Bill Kirkpatrick (p) Dave McNally (p)

*Note Bumbry, Nolan, Lowenstein and Ford are all listed in two places.

1984p88-89

1984 BALTIMORE ORIOLES ROSTER

Manager
Joe Altobelli (26)

Coaches—Elrod Hendricks (44); Ray Miller (31); Cal Ripken, Sr. (47); Ralph Rowe (54); Jimmy Williams (40)

Public Relations—Bob Brown
Traveling Secretary—Phil Itzoe

No.	PITCHERS (16)	B	T	HT.	WT.	Birthdate	Birthplace	Residence	1983 Club	W-L	ERA	G	GS	CG	SV	IP	H	BB	SO	ML Serv.
52	Boddicker, Mike	R	R	5-11	172	8-23-57	Cedar Rapids, IA	Norway, IA	Rochester	3- 1	1.90	4	4	1	0	23.2	17	13	18	1.100
									Baltimore	16- 8	2.77	27	26	10	0	179.0	141	52	120	
59	Brown, Mark	S	R	6-2	190	7-13-59	Bellows Falls, VT	North Walpole, NH	Rochester	6- 1	3.54	19	4	1	5	53.1	41	20	44	0.000
34	Davis, Storm	R	R	6-4	207	12-26-61	Dallas, TX	Cockeysville, MD	Baltimore	13- 7	3.59	34	29	6	0	200.1	180	64	125	1.150
41	Dixon, Ken	S	R	5-11	166	10-17-60	Monroe, VA	Monroe, VA	Charlotte	8- 7	3.95	20	20	6	0	130.0	123	70	73	0.000
									Rochester	3- 6	4.48	11	11	1	0	64.1	65	26	34	
46	Flanagan, Mike	L	L	6-0	195	12-16-51	Manchester, NH	Amherst, NH	Baltimore	12- 4	3.30	20	20	3	0	125.1	135	31	50	7.170
62	Gonzalez, Julian	L	L	5-11	205	5-13-60	Tampa, FL	Tampa, FL	Charlotte	10- 6	3.32	17	17	3	0	105.2	88	71	105	0.000
									Rochester	5- 3	4.43	12	12	1	0	67.0	55	42	61	
30	Martinez, Dennis	R	R	6-1	185	5-14-55	Granada, Nicaragua	Randallstown, MD	Baltimore	7-16	5.53	32	25	4	0	153.0	209	45	71	7.026
23	Martinez, Tippy	L	L	5-10	175	5-31-50	LaJunta, CO	Englewood, CO	Baltimore	9- 3	2.35	65	0	0	21	103.1	76	37	81	8.132
16	McGregor, Scott	S	L	6-1	190	1-18-54	Inglewood, CA	Phoenix, MD	Baltimore	18- 7	3.18	36	36	12	0	260.0	271	45	86	7.025
21	Morogiello, Dan	L	L	6-1	200	3-26-55	Brooklyn, NY	Timonium, MD	Rochester	1- 1	5.73	17	1	0	2	33.0	41	12	16	0.114
									Baltimore	0- 1	2.39	22	0	0	1	37.2	39	10	15	
22	Palmer, Jim	R	R	6-3	194	10-15-45	New York, NY	Brooklandville, MD	Baltimore	5- 4	4.23	14	11	0	0	76.2	86	19	34	17.132
									Hagerstown	2- 0	3.46	2	2	0	0	13.0	13	2	11	
36	Ramirez, Allan	R	R	5-10	190	5- 1-57	Victoria, TX	Victoria, TX	Rochester	4- 5	3.80	15	15	4	0	90.0	76	55	78	0.092
									Baltimore	4- 4	3.47	11	10	1	0	57.0	46	30	20	
53	Stewart, Sammy	R	R	6-3	208	10-28-54	Asheville, NC	Swannanoa, NC	Baltimore	9- 4	3.62	58	1	0	7	144.1	138	67	95	5.032
32	Swaggerty, Bill	R	R	6-2	186	12- 5-56	Sanford, FL	East Palatka, FL	Rochester	9- 6	4.64	25	17	3	0	118.1	136	37	25	0.051
									Baltimore	1- 1	2.91	7	2	0	0	21.2	23	6	7	
42	Underwood, Tom	R	L	5-11	177	12-22-53	Kokomo, IN	Tamarac, FL	Oakland	9- 7	4.04	51	15	0	4	144.2	156	50	62	9.036
51	Welchel, Don	R	R	6-4	205	2- 3-57	Atlanta, TX	Dallas, TX	Baltimore	0- 2	5.40	11	0	0	0	26.2	33	10	16	0.087
									Rochester	4-12	4.64	18	18	3	0	110.2	128	46	61	

No.	CATCHERS (4)	B	T	HT.	WT.	Birthdate	Birthplace	Residence	1983 Club	Avg.	G	AB	R	H	2B	3B	HR	RBI	BB	SO	SB	ML Serv.
24	Dempsey, Rick	R	R	6-0	184	9-13-49	Fayetteville, TN	Agoura, CA	Baltimore	.231	128	347	33	80	16	2	4	32	40	54	1	11.013
17	Nolan, Joe	L	R	6-0	190	5-21-51	St. Louis, MO	St. Louis, MO	Baltimore	.277	73	184	25	51	11	1	5	24	16	31	0	7.048
56	Pardo, Al	S	R	6-2	187	9- 8-62	Oviedo, Spain	Tampa, FL	Rochester	.255	69	220	25	56	11	2	1	31	28	42	2	0.000
									Charlotte	.312	37	141	20	44	11	3	4	19	10	20	1	
9	Stefero, John	L	R	5-8	185	9-22-59	Sumter, SC	Odenton, MD	Charlotte	.307	61	205	33	63	9	0	16	34	33	38	0	0.055
									Baltimore	.455	9	11	2	5	1	0	0	4	3	2	0	
									Rochester	.196	35	97	13	19	5	0	2	5	17	27	0	

No.	INFIELDERS (9)	B	T	HT.	WT.	Birthdate	Birthplace	Residence	1983 Club	Avg.	G	AB	R	H	2B	3B	HR	RBI	BB	SO	SB	ML Serv.*
10	Cruz, Todd	R	R	6-0	175	11-23-55	Highland Park, MI	Detroit, MI	Seattle	.190	65	216	21	41	4	2	7	21	7	56	1	4.123
									Baltimore	.208	81	221	16	46	[illegible]	[illegible]	[illegible]	[illegible]	[illegible]	[illegible]	[illegible]	
[illegible]	Fernandez, Leo	R	R	5-11	170	11- 6-59	[illegible]	Edo. Miranda, Ven.	[illegible]	[illegible]	[illegible]	[illegible]	[illegible]	[illegible]	[illegible]	[illegible]	[illegible]	[illegible]	[illegible]	[illegible]	[illegible]	[illegible]
									Rochester	.343	57	201	24	69	13	2	8	25	8	22	0	
65	Jones, Ricky	R	R	6-3	186	6- 4-59	Tupelo, MS	Athens, GA	Rochester	.230	95	339	28	78	16	1	7	38	18	61	4	0.000
33	Murray, Eddie	S	R	6-2	200	2-24-56	Los Angeles, CA	Phoenix, MD	Baltimore	.306	156	582	115	178	30	3	33	111	86	90	5	7.000
8	Ripken, Cal Jr.	R	R	6-4	200	8-24-60	Havre de Grace, MD	Cockeysville, MD	Baltimore	.318	162	663	121	211	47	2	27	102	58	97	0	2.057
50	Rodriguez, Victor	R	R	5-11	173	7-14-61	New York, NY	Naguabo, PR	Charlotte	.298	140	571	80	170	26	1	14	77	26	44	2	0.000
12	Sakata, Lenn	R	R	5-9	160	6- 8-53	Honolulu, HI	Merced, CA	Baltimore	.254	66	134	23	34	7	0	3	12	16	17	8	5.028

No.	OUTFIELDERS (11)	B	T	HT.	WT.	Birthdate	Birthplace	Residence	1983 Club	Avg.	G	AB	R	H	2B	3B	HR	RBI	BB	SO	SB	ML Serv.*
27	Ayala, Benny	R	R	6-1	195	2- 7-51	Yauco, PR	Toa Baja, PR	Baltimore	.221	47	104	12	23	7	0	4	13	9	18	0	5.107
1	Bumbry, Al	L	R	5-8	175	4-21-47	Fredericksburg, VA	Lutherville, MD	Baltimore	.275	124	378	63	104	14	4	3	31	31	33	12	11.031
28	Dwyer, Jim	L	L	5-10	175	1- 3-50	Evergreen Park, IL	Tinley Park, IL	Baltimore	.286	100	196	37	56	17	1	8	38	31	29	1	9.015
15	Ford, Dan	R	R	6-1	185	5-19-52	Los Angeles, CA	Anaheim, CA	Baltimore	.280	103	407	63	114	30	4	9	55	29	55	9	9.000
39	Landrum, Tito	R	R	5-11	175	10-25-54	Joplin, MO	Clearwater, FL	St. Louis	.200	6	5	0	1	0	1	0	0	1	2	1	2.097
									Louisville	.292	111	431	79	126	23	12	18	77	38	88	15	
									Baltimore	.310	26	42	8	13	2	0	1	4	1	11	0	
38	Lowenstein, John	L	R	6-1	180	1-27-47	Wolf Point, MT	Las Vegas, NV	Baltimore	.281	122	310	52	87	13	2	15	60	49	55	2	12.161
35	Roenicke, Gary	R	R	6-3	200	12- 5-54	Covina, CA	Diamond Bar, CA	Baltimore	.260	115	323	45	84	13	0	19	64	30	35	2	5.164
18	Sheets, Larry	L	R	6-3	217	12- 6-59	Staunton, VA	Staunton, VA	Charlotte	.288	138	503	72	145	37	3	25	87	45	102	1	0.000
									Rochester	.154	3	13	1	2	1	0	0	2	0	4	0	
37	Shelby, John	S	R	6-1	175	2-23-58	Lexington, KY	Lexington, KY	Baltimore	.258	126	325	52	84	15	2	5	27	18	64	15	1.055
29	Singleton, Ken	S	R	6-4	212	6-10-47	New York, NY	Lutherville, MD	Baltimore	.276	151	507	52	140	21	3	18	84	99	83	0	13.100
43	Young, Mike	S	R	6-2	194	3-20-60	Oakland, CA	Hayward, CA	Rochester	.284	102	373	62	106	14	8	14	66	56	93	18	0.082
									Baltimore	.167	25	36	5	6	2	1	0	2	2	8	1	

NON-ROSTER PLAYERS AT SPRING TRAINING (6)

No.	PITCHERS (3)	B	T	HT.	WT.	Birthdate	Birthplace	Residence	1983 Club	W-L	ERA	G	GS	CG	SV	IP	H	BB	SO	ML Serv.
64	Oliveras, Francisco	R	R	5-10	170	1-31-63	Santurce, PR	Rio Piedras, PR	Charlotte	8-14	4.64	25	25	5	0	151.0	173	73	89	0.000
73	Snell, Nat	R	R	6-4	190	9- 2-55	Orangeburg, SC	Vance, SC	Charlotte	1- 0	0.00	15	1	0	5	23.0	15	6	7	0.000
									Rochester	6- 2	3.60	39	1	1	9	70.0	71	17	46	
72	Werly, Jamie	R	R	6-2	185	9- 7-56	Elmhurst, IL	Wheaton, IL	Nashville	6- 3	3.18	11	11	7	0	82.0	59	33	55	0.000
									Columbus	9- 2	4.89	17	17	6	0	107.0	111	45	70	

No.	Player	B	T	HT.	WT.	Birthdate	Birthplace	Residence	1983 Club	Avg.	G	AB	R	H	2B	3B	HR	RBI	BB	SO	SB	ML Serv.
57	Calise, Mike (1b-dh)	R	R	6-1	200	3-16-57	Norwalk, CT	Louisville, KY	Louisville	.230	37	122	23	28	2	1	9	30	14	44	0	0.000
									Rochester	.254	60	181	31	46	6	1	13	34	39	64	0	
11	Gulliver, Glenn (if)	L	R	5-11	175	10-15-54	Detroit, MI	Allen Park, MI	Rochester	.309	123	411	86	127	28	3	11	63	117	37	7	0.112
									Baltimore	.213	23	47	5	10	3	0	0	2	9	5	0	
63	Melillo, Gerry (c)	R	R	5-11	180	10- 5-60	New Haven, CT	St. Petersburg, FL	Hagerstown	.260	88	246	46	64	14	2	2	28	43	41	5	0.000

Additional Spring Training Coaches: Greg Biagini (69), Terry Crowley (48), John Hart (61), Grady Little (67), Minnie Mendoza (45), Lance Nichols (55), Ken Rowe (60), Frank Verdi (68), Mark Wiley (58)

Trainer—Ralph Salvon; Assistant Trainer—Richie Bancells; Club Physician—Dr. Leonard Wallenstein; Clubhouse Managers—Jim Tyler (Home), Fred Tyler (Visiting)
Groundskeeper—Pat Santarone

1984p90-91

MANAGER AND COACHES

JOSEPH (JOE) SALVATORE ALTOBELLI

Born: May 26, '32; 6'0"; 180; Batted, L; Threw, L; Position: 1B.



Birthplace/Residence: Born and raised in Detroit, Michigan . . . Now lives in Rochester, N.Y.

Contract Status: Signed a two-year contract thru the '84 season on November 12, '82 . . . That contract was extended thru '85 (with an option for '86) after the '83 season.

Tenure: He has been in professional baseball for 33 years (starting '51) and previously was with the Baltimore organization for 14 seasons ('63 thru '76).

Signed Originally with: Cleveland.

1983: In his 1st year as manager, Joe guided the Orioles to the world championship, the club's 1st since '70. He was named as the American League "manager of the year" by United Press International.

Joe became just the 9th manager in major league history to win the world series in his 1st year as manager of that club. The others: Jake Stahl (Boston, A.L., 1912), Ed Barrow (Boston, A.L., 1918), Pat Moran (Cincinnati, N.L., 1919), Bucky Harris (Washington, A.L., 1924 and New York, A.L., 1947), Eddie Dyer (St. Louis, N.L., 1946), Casey Stengel (New York, A.L., 1949), Ralph Houk (New York, A.L., 1961), and Alvin Dark (Oakland, A.L. 1974).

In addition, he is ony the 7th man to ever manage teams that won both the major league World Series and the Junior World Series, which is staged annually between the champions from the triple-A leagues. Joe won the Junior World Series at Rochester in '71 (see below). The others to accomplish that feat are Joe McCarthy (Yankees and Louisville), Stengel (Yankees and Toledo), Walter Alston (Dodgers and Montreal), Billy Southworth (Cardinals and Rochester), Dyer (Cardinals and Columbus), and Houk (Yankees and Denver).

He was the American League's 3rd base coach at the major league all-star game on July 6 at Chicago.

Orioles' Manager: Joe was appointed as the 7th manager in Baltimore's history on November 12, '82 . . . He succeeded Earl Weaver, who had guided the club for 14½ seasons since July 11, '68.

Yankee Organization: He served as third base coach for the New York Yankees in '81 and '82 . . . In '80, his first year in the New York organization, he guided the Yankees' top farm club, the Columbus Clippers to the International League title. The Clippers finished first in the regular season with an 83-57 record, then defeated Richmond and Toledo in the playoffs to capture the crown. For his effort, he was selected as the I.L.'s "manager of the year," the third time he had been selected for the honor (see below).

San Francisco Skipper: Joe was named as manager of the San Francisco Giants on October 7, '76, replacing Bill Rigney, and finished fourth in the National League's western division with a 75-87 mark in '77.

The following year, the Giants improved to 89-73, the club's most victories since '71. San Francisco led the N.L. West for all but three days in a three-month period from May 12 thru August 15 before going 20-23 over the final month and a half to finish third. For his efforts, Joe was chosen as the N.L.'s "manager of the year" by the Associated Press. Jim Dwyer played under Joe for part of the '78 season.

In '79, the Giants won seven of their first nine games but were in fourth place with a 61-79 record when Joe was replaced by third base coach Dave Bristol on September 6.

Baltimore Organization: He spent 14 years in the Orioles' system from '63-'76, the final 11 as a very successful manager at all levels. His record in that span was 787-613 (.562) with his 11-year tenure matching Earl Weaver for the second longest in O's history behind Cal Ripken, who logged 13 plus seasons as a minor league skipper. Joe guided his clubs to five first place finishes and was named his league's "manager of the year" three times.

Rochester: In his six seasons as manager of Baltimore's triple-A farm club ('71-'76), Joe led the Red Wings to a 502-351 record (.589), including four regular season first place finishes and two league championships. In his first season at Rochester, the Wings won the league crown and defeated American Association champ Denver to capture the Junior World Series, earning Joe "manager of the year" honors in the International League. That club included league "mvp" Bobby Grich, Don Baylor, and 12 others who played in the majors.

The Wings also won the league championship in '74 when he was selected both as the I.L.'s top skipper and as "Minor League Manager of the Year" by the *Sporting News*.

Six current Orioles played under Joe in the minor leagues, all at Rochester: Al Bumbry ('72, won I.L. batting title); Rich Dauer ('75 & '76, was I.L. "mvp" and batting champ in '76); Mike Flanagan ('75 & '76, was I.L. top lhp in '75); Dennis Martinez ('75 & '76, was I.L. top rhp in '76); Scott McGregor (was top lhp in '76); Eddie Murray ('76) . . . In addition O's pitching coach Ray Miller played for Joe from '71-'73.

Other Levels: After serving as a player-coach at Rochester in '65 and the first part of '66, Joe was named manager at Bluefield in June '66 . . . He guided the O's to the Appalachian League pennant in '67 and was named the loop's top manager. He played briefly at Elmira prior to the start of the Appalachian League season in '67 and also saw action in 11 games (two as a pitcher) for Dallas-Fort Worth in '70.

Previous Playing Career: Joe played 15 full professional seasons as a first baseman with the Cleveland Indians, Los Angeles Dodgers, Minnesota Twins, and Orioles' organizations . . . He signed originally with the Indians and in his first pro season in '51 he finished fourth in the Florida State League in batting (.341) and second in hits (204). That year he also hit in 36 consecutive games, an F.S.L. record that still stands.

He spent all or parts of 12 seasons at the triple-A level and led the International League with 31 homers and 105 rbi at Montreal in '60.

Majors: He made his major league debut with Cleveland in '55 and also played most of the '57 campaign with the Tribe as a reserve first baseman-outfielder . . . He also saw action in 41 games for the Minnesota Twins in '61, the Twins' first season in Minnesota after moving from Washington.

Personal: He was an all-city selection in baseball, football, and basketball at Detroit's Eastern High School (graduated '50) . . . Joe also played American Legion baseball in Detroit.

He has lived in Rochester for many years and spent several off-seasons working for the Rochester recreation department . . . Is very involved in a number of charities in the Rochester area . . . Hobbies: hunting and woodworking . . . Joe and his wife, the former Pat Wooten, were married on May 3, '52, and are the parents of four boys: Mike (7/8/53), Mark (5/23/55), Jerry (5/7/63), and Joe (7/13/69) and two girls: Jody (10/26/56) and Jackie (4/9/60).

Record as Player

YEAR CLUB	AVG.	G	AB	R	H	2B	3B	HR	RBI	BB	SO	SB	CS	HP
1951 Daytona Beach—1	.341	140	598	118	204	40	19	8	101	47	45	16	—	4
1952 Reading	.271	128	436	49	118	9	7	2	37	33	39	3	—	3
1953 Reading	.294	148	528	76	155	28	9	4	65	73	35	15	—	4
1954 Indianapolis	.287	149	551	73	158	31	10	6	79	41	59	4	—	4
1955 Indianapolis	.271	98	395	58	107	24	1	7	53	38	42	3	—	3
Cleveland	.200	42	75	8	15	3	0	2	5	5	14	0	1	1
1956 Indianapolis	.254	145	528	69	134	18	10	19	81	36	67	8	—	7
1957 Columbus	.234	22	77	16	18	5	1	2	10	9	16	0	—	0
Cleveland	.207	83	87	9	18	3	2	0	9	5	14	3	2	1
1958 Indianapolis—2	.287	133	463	60	133	24	4	12	74	34	57	3	—	0
1959 Toronto—3	.253	148	518	71	131	17	6	17	61	43	68	3	—	2
1960 Montreal	.255	154	552	79	141	25	5	*31	*105	56	78	1	7	4
1961 Syracuse—4	.256	96	351	50	90	11	4	10	47	34	46	0	—	2
Minnesota—5	.221	41	95	10	21	2	1	3	14	13	14	0	0	0
1962 Omaha—6	.271	141	502	81	136	23	7	13	67	72	63	3	—	1
1963 Rochester	.244	97	315	45	77	13	0	15	44	39	41	0	1	1
1964 Rochester	.249	122	345	35	86	11	1	11	52	36	45	0	6	1
1965 Rochester	.295	117	393	51	116	11	3	20	59	44	59	0	4	4
1966 Rochester	.233	25	60	5	14	5	0	1	5	4	13	0	0	2
1967 Elmira	.143	3	7	0	1	0	0	0	2	1	2	0	0	0
1970 Dallas-Fort Worth	.364	11	11	1	4	0	0	0	3	2	1	0	0	0
M.L. Totals	.210	166	257	27	54	8	3	5	28	23	42	3	3	2
Pro Totals	.273	2043	6887	964	1877	303	90	183	973	665	818	62	—	44

Record as Pitcher

YEAR CLUB	W-L	ERA	G	GS	CG	SHO	SV	IP	H	R	ER	BB	SO
1970 Dallas-Fort Worth	0- 0	13.50	2	0	0	0	0	4	5	8	6	3	1

JOE ALTOBELLI (Cont.)

*Led league
1—Signed as a free agent Cleveland organization in '50.
2—Sold by Cleveland organization to Toronto (International League) on 1/13/59.
3—Acquired by Los Angeles Dodgers organization in deal for third baseman Clyde Parris on 4/1/60.
4—Contract purchased by Minnesota Twins from Syracuse (International League) on 7/31/61.
5—Released outright by Minnesota Twins organization to Los Angeles Dodgers organization on 10/12/61.
6—Outrighted from Omaha (American Association) to Rochester (International League) on 10/12/62.

Record as Manager

Year	Club	League	W	L	Pct.	Pos.
1966	Bluefield	Appalachian	38	33	.535	3rd
1967	Bluefield	Appalachian	42	25	.627	1st
1968	Stockton	California	67	73	.479	6th*
1969	Dallas-Fort Worth	Texas	75	58	.564	2nd
1970	Dallas-Fort Worth	Texas	63	73	.463	3rd
1971	Rochester	International	86	54	.614	1st
1972	Rochester	International	76	68	.528	4th
1973	Rochester	International	79	67	.541	1st
1974	Rochester	International	88	56	.611	1st
1975	Rochester	International	85	56	.603	2nd
1976	Rochester	International	88	50	.638	1st
1977	San Francisco	National	75	87	.463	4th
1978	San Francisco	National	89	73	.549	3rd
1979	San Francisco	National	61	79	.436	—**
1980	Columbus	International	83	57	.593	1st
1983	Baltimore	American	98	64	.605	1st
Record as Major League Manager:			323	303	.516	
Record as Professional Manager:			1193	973	.551	

*Composite Rank
**Replaces by Dave Bristol on Sep. 6 with club in 4th place.

ELROD (ELLIE) JEROME HENDRICKS

Born: Dec. 22, '40; 6'1"; 185; Batted, L; Threw, R; Position: C.



Birthplace/Residence: Born and raised in St. Thomas, Virgin Islands . . . Has lived in Baltimore area (Randallstown) since '70.

Tenure: This is his 25th season in professional baseball . . . He has spent 14½ years in Baltimore organization . . . Has 10 years, 89 days service as a major league player.

Signed Originally with: Milwaukee (Atlanta) Braves.

Major League Career: When he first joined the O's in '68,, Ellie had spent 9 seasons in the minors . . . During the 16 years that have elapsed since then, he has been with Baltimore for nearly 14½.

He played for the Cubs during the last 6 weeks of '72 (Tommy Davis deal) before returning to the O's that winter, then logged 1½ years in the Yankees organization from June '76 thru the '77 season, before rejoining the Birds.

Coach: Ellie was appointed bullpen coach in Nov. '77 . . . He also served as a player-coach for parts of the '78 and '79 seasons . . . He has also supervised off-season workouts the last 5 winters for players living in the Baltimore area.

He was the American League's batting practice catcher and bullpen coach for the 1982 all-star game in Montreal.

'79 Season: He coached exclusively all year until Sep. 1 when the roster expanded to 40 men . . . He made only one appearance, in a game at Detroit on Sep. 19, and went 0-for-1 with a throwing error from behind the plate . . . He was not eligible for post-season play.

'78 Season: He started the season as a coach, but was activated six weeks later (on May 18) replacing Gary Roenicke who was optioned to Rochester. Ellie remained on the player list for the remainder of the year while also continuing as a coach.

Last Home Run: Ellie hit his last big league home run on Aug. 23, a blast off Oakland's Dave Heaverlo.

'78 Batting/ERA Leader: In 13 games Ellie batted .333 (6-for-18), and in his one career pitching stint he compiled a 0.00 era, thus leading the club in both categories (actually he tied Dave Ford in era . . . Ford pitched 15 scoreless innings in Sep.).

His pitching career took place in Toronto on June 26 where the O's were absorbing a 24-10 pasting by the Blue Jays . . . Ellie worked 2.1 innings, allowing no runs, one hit and one walk while putting an end to the carnage that had been inflicted on four predecessors (Mike Flanagan, Joe Kerrigan, Tippy Martinez and Larry Harlow) . . . Don Stanhouse then pitched the final inning and, inspired by Ellie's effort, he, too, held the Jays scoreless.

Yankees, '76-'77: In '76 Ellie played in 26 games for the Yankees after the June 15 trade from Baltimore and batted .210 (12-for-57).

Ellie spent '77 shuttling between New York and Syracuse. He played in only 10 games for the Yankees and was not eligible for post-season play.

Orioles ('68-'76): Ellie had been with the O's for nearly 9 full years when he was traded to the Cubs for Tommy Davis in Aug. '72 . . . However, when the season ended, he was reacquired by Baltimore.

100 Games/Year: Ellie played in more than 100 games in each of the O's 3 pennant-winning seasons of '69-'70-'71 . . . He and Andy Etchebarren more or less split the regular catching job from '68 thru '71.

Weaver/Lane: Earl Weaver and Frank Lane were instrumental in convincing the O's to draft him from the Angels' AAA Seattle affiliate in Nov. '67 . . . Ellie had played for Weaver in Puerto Rico previously and Lane had scouted him in Mexico.

Odds and Ends: Ellie hit 2 grand slams for the Birds, both in Memorial Stadium: July 20, '70 off Chicago's Barry Moore, and Aug. 18, '75 off the Twins Dave Goltz . . . He nearly always caught when Mike Cuellar was pitching . . . He led the O's in batting on the '71 Japan tour with a .400 average (16-for-40).

ALCS/WS: He compiled a .273 average (18-for-66) in 23 post-season games for the O's and Yankees (comprising five championship and four world series).

'70 WS: Ellie hit .364 (4-for-11) against the Reds with a home run and double and contributed significantly to the O's wins at Cincinnati in games 1 and 2.

In the opener, the Reds jumped out 3-0, but Ellie tied it in the 5th with a home run off Gary Nolan and the O's went on to win on Brooks' homer in the 7th . . . There was a play in the Cincinnati 6th in which Ellie was involved and that was as important as the home run . . . See "Carbo-Burkhart Incident" below.

"Carbo-Burkhart" Incident: One inning after Ellie had tied the game with his home run, the Reds had Bernie Carbo on 3rd, representing the lead run, and only one out (Brooks had retired Lee May leading off the inning on a sensational play).

Pinch-hitter Ty Cline then chopped a high bouncer in front of the plate . . . As Ellie went out and grabbed it, Carbo headed home. Ellie dove and tagged Carbo a few feet up the line and Umpire Ken Burkhart, who had been spun around by the runners as they converged so that his back was to the play, called Carbo out.

Films later revealed that Ellie had tagged Carbo with one hand while holding the ball in the other, and that Carbo had missed the plate.

Puerto Rico: Ellie played for Santurce in the Puerto Rico Winter League each year from '60-'77, except in '71 when the O's went to Japan . . . His 112 homers in that loop rank him second on the all-time list to former St. Louis Browns outfielder Willard Brown (120).

Minors: He enjoyed his best minor league seasons in Jalisco in the Mexican League (AAA) where he hit 109 homers in 4 years and was known as the "Babe Ruth of Mexico" . . . In his last season there ('67), he led the league in homers (41) and was second in rbi (112).

He started his career in the Milwaukee Braves' organization ('59-'60), then spent 2 years at Winnipeg in the Cardinals system ('62-'63) before going to Mexico.

Personal: Ellie is one of the most popular personalities ever to wear an Orioles uniform . . . He is an accomplished after-dinner speaker and is very active in community projects in the Baltimore area . . . Speaks fluent Spanish . . . Plays the flute.

Ellie was selected as the first "man of the year" by the Baltimore chapter of the National Conference of Christians and Jews in Feb. '83 in recognition of his outstanding service to the community.

He has operated a two-week baseball camp for youngsters the past 3 summers.

He and his wife, Merle, were married Jan. 14, '70 and are the parents of two sons: Ryan (8/3/72) and Ian Christopher (11/28/76). They have lived in the Randallstown area, near Baltimore, since the early '70's.

Ellie has 4 children by a previous marriage: Abegail (7/13/62), Elrod, Jr., (4/7/64), Elroy (10/17/65), and Berecia (8/25/67) . . . Elrod, Jr., a 1st baseman, signed with the Boston Red Sox organization in December.

ELLIE HENDRICKS (Cont.)

YEAR CLUB	AVG.	G	AB	R	H	2B	3B	HR	RBI	BB	SO	SB	CS	HP
1959 McCook	.235	25	34	6	8	1	0	0	3	13	4	1	..	0
1960 Wellsville	.235	73	217	36	51	8	1	11	36	28	52	0	0	4
1961	Out of organized ball													
1962 Winnipeg	.211	69	213	25	45	7	2	3	22	27	36	3	..	4
1963 Winnipeg	.280	22	50	10	14	0	0	3	12	8	6	2	0	2
1964 Jalisco	.292	67	202	43	59	8	4	10	45	48	38	3	0	3
1965 Jalisco	.285	128	411	100	117	14	8	35	98	102	85	4	2	9
1966 Jalisco	.301	122	386	78	116	19	2	23	87	107	55	6	6	10
El Paso	.268	18	56	6	15	2	0	3	12	7	14	0	0	0
1967 Jalisco	.316	131	434	124	137	18	4	41	112	94	60	11	1	28
Seattle*	.222	13	36	3	8	1	0	2	4	2	12	0	0	0
1968 Baltimore	.202	79	183	19	37	8	1	7	23	19	51	0	0	1
1969 Baltimore	.244	105	295	36	72	5	0	12	38	39	44	0	1	2
1970 Baltimore	.242	106	322	32	78	9	0	12	41	33	44	1	0	4
1971 Baltimore	.250	101	316	33	79	14	1	9	42	39	38	0	0	2
1972 Baltimore	.155	33	84	6	13	4	0	0	4	12	19	0	1	0
Chicago (NL)*	.116	17	43	7	5	1	0	2	6	13	8	0	1	0
1973 Baltimore	.178	41	101	9	18	5	1	3	15	10	22	0	0	1
1974 Baltimore	.208	66	159	18	33	8	2	3	8	17	25	0	0	1
1975 Baltimore	.215	85	223	32	48	8	2	8	38	34	40	0	1	1
1976 Baltimore—N.Y.(AL)†	.174	54	132	8	23	2	0	4	9	10	23	0	1	0
New York (AL)	.273	10	11	1	3	1	0	1	3	0	2	0	0	0
1977 Syracuse‡	.281	56	135	30	38	9	0	11	37	21	16	0	0	4
1978 Baltimore	.333	13	18	4	6	1	0	1	1	3	3	0	0	0
1979 Baltimore	.000	1	1	0	0	0	0	0	0	0	0	0	0	0
A.L. Totals	.222	694	1845	198	410	65	7	60	213	217	311	1	4	12
N.L. Totals	.116	17	43	7	5	1	0	2	6	13	8	0	1	0
M.L. Totals	.220	711	1888	205	415	66	7	62	219	230	319	1	5	12

* Contract selected for $25,000 in major league draft from Seattle roster (Angels) on 11/28/67 . . . sent to Chicago Cubs on 8/18/72 in straight waiver deal for outfielder Tommy Davis . . . reacquired from Cubs on 10/30/72 in exchange for catcher Francisco Estrada.
† Traded to New York on 6/15/76 along with pitchers Ken Holtzman, Doyle Alexander, Grant Jackson, and Jimmy Freeman (assigned from Rochester to Syracuse) in deal for pitchers Tippy Martinez, Rudy May, Dave Pagan, and Scott McGregor (assigned from Syracuse to Rochester) and catcher Rick Dempsey.
‡ Agreed to terms with Baltimore as free agent in Nov. '77.

League Championship Series Record

YEAR CLUB, OPP.	AVG.	G	AB	R	H	2B	3B	HR	RBI	BB	SO	SB	CS	HP
1969 Baltimore	.250	3	8	2	2	2	0	0	3	1	2	0	0	0
1970 Baltimore	.400	1	5	2	2	0	0	0	0	0	1	0	0	0
1971 Baltimore	.500	2	4	1	2	0	0	1	2	1	1	0	0	0
1974 Baltimore	.167	3	6	1	1	0	0	0	0	1	3	0	0	0
1976 New York	1.000	1	1	0	1	0	0	0	0	0	0	0	0	0
Totals	.333	10	24	6	8	2	0	1	5	3	7	0	0	0

World Series Record

YEAR, CLUB, OPP.	AVG.	G	AB	R	H	2B	3B	HR	RBI	BB	SO	SB	CS	HP
1969 Baltimore	.100	3	10	1	1	0	0	0	0	1	0	0	0	0
1970 Baltimore	.364	3	11	1	4	1	0	1	4	1	2	0	0	0
1971 Baltimore	.263	6	19	3	5	1	0	0	1	3	3	0	0	1
1976 New York	.000	2	2	0	0	0	0	0	0	0	0	0	0	0
Totals	.238	14	42	5	10	2	0	1	5	5	5	0	0	1

RAYMOND (RAY) ROGER MILLER

Born: Apr. 30, '45; 6'3"; 215; Batted, R; Threw, R; Position: P.



Birthplace/Residence: Born in Takoma Park, Md. . . . Grew up in nearby Forestville, MD (Prince Georges County) . . . Now lives in New Athens, Ohio.

Tenure: Has been in Baltimore organization since '71 . . . In his 21st season in organized baseball ('64 thru '83).

Signed Originally with: San Francisco.

Coaching: Ray was named the Orioles' pitching coach in Jan. '78 and in his 6 years in Baltimore, the Birds have produced 4 different 20-game winners (Palmer-'78, Flanagan-'79, Stone & McGregor-'80) and 2 Cy Young Award recipients (Flanagan-'79, Stone-'80).

After 4 years as O's minor league pitching instructor, was appointed major league pitching coach at Texas following the '77 season . . . However, rejoined the Orioles in that capacity on Jan. 23, '78, when George Bamberger left Baltimore to manage Milwaukee.

Is only the 3rd pitching coach in Baltimore history following Harry Brecheen ('54-'67) and Bamberger ('68-'77).

Managing Winter Ball: Ray has managed in the Puerto Rican Winter League for 3 of the past 4 years. This year, he guided Santurce to a 3rd place finish, then lost to Ponce, 4 games to 3, in the playoff semi-finals.

Previously, he managed at Caguas from 1980-82 and enjoyed much success . . . In his 1st year, '80-'81, Caguas finished 4th in the regular season but defeated Bayamon and Mayaguez in the playoffs to win the championship . . . In '81-'82, the Criollos had the best overall record during the regular season (37-23) but were eliminated by Bayamon in the 1st round of the playoffs.

Minor League Pitching Instructor: First joined the O's organization as a relief pitcher at Rochester in '71 . . . Became pitcher-coach for Wings under manager Joe Altobelli 2 years later . . . Named minor league pitching instructor in '74 and helped develop a number of future major leaguers including Mike Flanagan, Wayne Garland, Dennis Martinez, Scott McGregor, Mike Parrott, Randy Miller, Dyar Miller, Paul Mitchell, Dave Ford, John Flinn, and Sammy Stewart.

Playing Career: Never pitched in the majors but spent the last 5 years of his pitching career at the AAA level . . . Was 11-8 with 18 saves in 105 games with Rochester from '71-'73.

Pitched professionally for 10 years, starting in '64 after signing with San Francisco . . . Allowed only 848 hits in 1003 career innings and until last part of the '73 season had averaged a strikeout per inning (finished with 992 k's) . . . Was drafted by Cleveland after the '64 season and remained with the Indians' organization until joining Rochester in '71 . . . Pitched a no-hitter in '64 in the Western Carolinas League.

Personal: Nicknamed "Rabbitt" . . . Played baseball, soccer, and basketball at Suitland, Md. High School (graduated '63) . . . Was all-Maryland in baseball in senior year . . . Served in the U.S. Army (1st Armored Division).

He and his wife, the former Judith Ann Graham, were married in '65 . . . The Millers have a son, Raymond "Scott" (7/6/66).

YEAR CLUB	W-L	ERA	G	GS	CG	SHO	SV	IP	H	R	ER	BB	SO
1964 Lexington	9-11	1.87	36	18	7	5	..	159	97	64	33	109	195
1965 Salinas	0- 1	6.00	3	1	0	0	..	6	3	4	4	8	5
DeBuque	7- 9	3.76	30	15	7	1	..	122	97	66	51	78	147
1966 Pawtucket	0- 0	9.00	1	0	0	0	..	2	3	2	2	1	2
Reno	5- 7	6.39	24	11	3	0	..	93	87	75	66	55	94
1967 Reno	1- 3	4.95	34	1	0	0	..	60	50	40	33	41	49
1968 Reno	16- 8	3.22	29	25	16	3	..	193	170	86	69	81	206
1969 Portland	5-11	3.38	45	7	2	0	5	112	107	51	42	56	73
1970 Wichita	6- 6	3.67	56	1	0	0	7	98	94	49	40	46	87
1971 Wichita	0- 1	2.45	8	0	0	0	0	11	12	3	3	5	10
Rochester	3- 2	3.16	44	0	0	0	11	57	49	26	20	28	48
1972 Rochester	7- 5	3.21	47	0	0	0	7	73	66	31	26	38	61
1973 Rochester	1- 1	1.38	14	0	0	0	1	26	13	8	4	15	15
Pro. Totals	60-65	3.53	371	79	35	9	31	1003	848	505	393	561	992

CALVIN (CAL) EDWIN RIPKEN

Born: Dec. 17, '35; 5'11"; 170; Batted, R; Threw, R; Position: C.



Birthplace/Residence: Born, grew up, and still lives in Aberdeen, Md.

Tenure: This is his 28th season in professional baseball (all with Baltimore organization).

Signed Originally with: Baltimore.

Coach: Cal joined the Orioles' coaching staff in '76, replacing George Staller, who had retired after the '75 season . . . Served as the O's bullpen coach until June 27, '77, when he took over at 3rd base following Billy Hunter's appointment as manager of the Texas Rangers.

Father and Son: Cal's son, Cal, Jr. joined the Orioles in '81, giving the Birds one of the few father-son combinations on the same team in major league history. Among the others are Connie (manager) and Earle (player) Mack of the Philadelphia A's (1910-11, 1914) and Jim (coach) and Mike (player) Hegan of the New York Yankees (1964, '66-'67, '73.) For biography on Cal, Jr., see page 165.

In addition, Cal's youngest son, Billy was selected by Baltimore in the June '82 free agent draft (11th round, regular phase). Billy, an 18-year-old shortstop, has played at Bluefield (Appalachian League) the last 2 summers.

1984p96-97

CAL RIPKEN, SR. (Cont.)

Scout: In '75, he turned to scouting, primarily at the professional level . . . In addition, did some free agent scouting and also served as a "trouble shooter" in the farm system.

Managing: Cal managed in the Orioles' farm system from '61 thru '74, a span of 13 plus seasons that is the longest tenure of any minor league skipper in O's history. Earl Weaver is 2nd with 11 years ('57 thru '67) . . . During that period, Cal managed at all levels except "rookie" league.

As a player-manager had a losing record in 2 seasons, then retired from active status following the '62 campaign . . . In 12 years as a non-playing skipper finished below .500 only once.

Won the 1st of 2 pennants at Aberdeen (Northern League) by 12 games with a club that included Jim Palmer, Andy Etchebarren, Eddie Watt, and Mark Belanger . . . Was chosen "manager of the year" in that loop . . . Finished 1st again in '72 at Asheville in the AA Southern League.

Was the Rochester manager in '69 and '70 (preceding Joe Altobelli), then moved to Dallas-Ft. Worth (AA-Texas) in '71 . . . Last 3 seasons as a manager were at Asheville, '72 thru '74.

Earlier had managed clubs in Leesburg, Fla. (his 1st managerial assignment in '61); Appleton, Wis. ('62); Aberdeen, S.D. ('63, '64, '66); Kennewick-Richland-Pasco, Wash. (Tri-City) ('65); Miami, Fla. ('67); and Elmira, N.Y. ('68).

Playing Career: Was a catcher in the O's organization although also played 3rd base and the outfield and even pitched . . . Enjoyed best year under Earl Weaver at Fox Cities (I.I.I. League) in '60 . . . Became a player-manager for 1st time midway thru the '61 season.

Personal: Conducts a number of clinics and works for the O's speaker's bureau during the off-season . . . His brother, Bill, played the outfield in the Brooklyn Dodgers' organization.

Cal and his wife, Vi, were married on Nov. 30, '57 . . . They have 4 children: Ellen Leigh (3/22/59), Calvin, Jr. (8/24/60), Fred (11/25/61), and Billy (12/16/64).

Year Club	Pct.	G	AB	R	H	2B	3B	HR	RBI
1957 Phoenix	.274	112	398	68	109	15	6	7	60
1958 Wilson	.216	118	393	40	85	20	2	4	33
1959 Pensacola	.292	61	219	36	64	14	3	2	35
Amarillo	.203	30	69	6	14	2	0	0	3
1960 Fox Cities	.281	107	356	59	100	20	4	9	74
1961 Little Rock	.185	32	81	6	15	2	1	1	8
Leesburg	.236	52	127	20	30	3	0	1	13
Rochester	.083	11	24	2	2	0	0	1	2
1962 Appleton	.273	58	143	25	39	9	0	4	36
1963 Aberdeen	(Did Not Play)								
1964 Aberdeen	.000	2	1	0	0	0	0	0	0
Pro Totals	.253	583	1811	262	458	85	16	28	269

RALPH EMMANUEL ROWE

Born: July 14, '24; 5'6"; 175; Batted, L; Threw, R; Position: OF.

Birthplace/Residence: Born, raised, and still lives in Newberry, S.C.

Tenure: Has been in the Baltimore organization since '77 . . . This is his 38th season in professional baseball.

Signed Originally with: Cleveland.



Orioles' Batting Coach: After 4 years as the O's minor league batting instructor, Ralph was appointed "organization batting instructor" in '81 to work on both the major and minor league levels . . . He spends most of his time with the major league team . . .

Managerial/Coaching Background: Prior to joining the Orioles, Ralph spent 18 years in the Minnesota Twins'/Washington Senators' organization as a player, minor league manager, and coach.

He managed 12 seasons for the Griffiths, including a string of 3 straight first place finishes ('67, '68, '69), the first 2 at Orlando in the Florida State League and the last season at Charlotte of the Southern League . . . He also had 4 second place finishes . . . His final year as a manager was at Portland (Pacific Coast League) in '71.

He also managed at: Missoula, Mont. ('59), Fort Walton Beach, Fla. ('60, '62), Wilson, N.C. ('63, '64), Thomasville, N.C. ('65, '66), and Evansville, Ind. ('70).

Ralph was the Twins' third base coach for 4 years ('72 thru '75) and served as a special assignment scout and minor league batting instructor in '76 . . . During his years in the Minnesota organization, he acquired a fine reputation as a hitting instructor . . . Rod Carew was one of his prize pupils.

Playing Career: Ralph played the outfield in the minors for 15 seasons, including 3 years, '59 to '61, when he played rarely while managing or coaching . . . His career spanned 20 years ('42 thru '61) with four years ('43 thru '46) out for military service, and another season, '56, in which he was out of organized baseball.

He batted over .300 in 6 different seasons and had a .295 lifetime average . . . He signed originally with the Cleveland Indians and later played in the Chicago Cubs' and Washington Senators' systems . . . His highest level was with the Los Angeles Angels of the P.C.L. (AAA) in '49.

Personal: Of German-Dutch descent . . . Hobbies: hunting and fishing . . . He attended Newberry College for 2 years . . . Played baseball, football, and basketball at Newberry High School (graduated '41) . . . Was captain of the South Carolina state championship baseball team his senior year . . . Was a halfback in football and a guard in basketball.

He and his wife, the former Ethel Harden, were married Sep. 21, '46 . . . The Rowes have two children: Mannie (5/19/47) and Charlene (4/8/56).

YEAR CLUB	PCT.	G	AB	R	H	2B	3B	HR	RBI	SB	BB	SO
1942 Thomasville	.357	46	182	44	65	16	0	5	22	3	31	16
1943-46	Military Service											
1947 Rock Hill	.306	135	513	92	157	26	9	9	73	3	82	44
1948 Rock Hill	.360	147	534	108	192	44	15	7	123	7	114	26
1949 Los Angeles	.242	14	33	9	8	2	0	0	1	0	6	2
Macon	.280	120	435	72	122	19	5	8	68	3	85	29
1950 Rock Hill	.285	139	491	79	140	21	6	10	97	2	112	42
1951 Nashville	.327	121	392	65	128	17	6	12	71	0	54	33
1952 Springfield	.172	50	128	9	22	1	2	1	14	0	20	11
Memphis	.287	48	150	26	43	7	4	4	21	1	24	12
1953 Memphis	.309	93	314	64	97	11	4	6	34	1	55	24
1954 Memphis	.274	127	376	58	103	20	5	5	60	0	58	26
1955 Mobile	.275	124	360	47	99	21	0	7	49	4	61	35
1956	Out of Organized Baseball											
1957 Mobile	.259	107	301	38	78	14	0	4	43	0	41	23
1958 Charlotte	.268	115	358	52	96	18	1	8	56	1	78	28
1959 Missoula	.338	28	74	13	25	4	0	3	12	0	16	8
1960 Fort Walton Beach	.167	5	6	0	1	0	0	0	1	..	..	..
1961 Charlotte	.143	8	7	0	1	0	0	0	1	..	..	..
Pro Totals	.295	1427	4654	776	1377	241	57	89	746	25	837	359

JAMES (JIMMY) B. WILLIAMS

Born: May 15, '26; 5'10"; 180; Batted, R; Threw, R; Position: OF.

Birthplace/Residence: Born, and raised in Toronto, Ontario, but has lived in Pueblo, Colorado, for many years.

Tenure: This is his 38th season in professional baseball and his 7th with the Baltimore organization.

Signed Originally with: Brooklyn (Los Angeles) Dodgers.



Coach: Jimmy was appointed to the coaching staff in January '81 to replace Frank Robinson, who resigned to become manager of the San Francisco Giants. He serves as 1st base coach and works with the outfielders and baserunners.

Baltimore Organization: Jimmy became a manager in the O's farm system in '78 and guided clubs to the playoffs in each of his three seasons, including a pair of league championships.

In '80 he led the O's class AA team at Charlotte to the Southern League crown . . . The O's won the Eastern Division first half title but slipped to fourth in the second half before rebounding in the playoffs to beat Savannah, three games to none, and Memphis, three games to one, for the title . . . In '79 Charlotte also won the first half title but was eliminated by Columbus, Ga. in the first round of the playoffs.

JIMMY WILLIAMS (Cont.)

The previous year, his first with the Orioles, Jimmy directed class A Miami of the Florida State League to the second half title, knocked off Ft. Myers in a one-game divisional playoff, then erased the Lakeland Tigers in a best of three final to win the pennant.

Managing/Coaching Background: Jimmy has logged 17 years as a minor league manager in the farm systems of the Dodgers ('63, '64, '76-'77), A's ('65 thru '69), Astros ('70 thru '74) and Orioles and owns over 1100 wins . . . He also spent the '75 season as the third base coach for the Houston Astros on the major league level.

His first of four pennants came in the Florida State League, when he managed for the A's at Leesburg in '66 . . . That year his club was 50-14 in the first half, fell to fifth in the second half, but came back to beat St. Petersburg in the FSL playoffs . . . That club led organized baseball with 232 stolen bases in 132 games, a FSL record that still stands, while Allen Lewis, who went on to become Charlie Finley's "designated runner" stole 116, also a league mark . . . Jimmy also managed at Leesburg in '67 and put in another FSL campaign with the Astros at Cocoa in '72.

Jimmy joined the Houston organization in '70 and won a pennant at Columbus in the Southern League (he also managed at Columbus in '74) . . . He has managed at every level but "rookie" including four years at AAA: '69 (Des Moines), '71 (Oklahoma City), '73 (Denver), all in the American Association, and '77 (Albuquerque) of the Pacific Coast League.

He has also managed in: Santa Barbara ('63, California), Grand Forks ('64, Northern), Shelby ('65, Western Carolinas), Newport News ('68, Carolina), and Lodi ('76, California) . . . Served as a player-coach at Omaha (American Association) in '62.

Playing Career: He played for 18 years ('47 thru '64) as an outfielder in the Dodgers' system including occasional appearances in his first two years as a manager . . . He was outstanding in his first professional season in '47, earning "rookie of the year" honors in the Wisconsin State League and batting a composite .367 with three different clubs . . . That year he amassed 163 hits, 27 doubles, 15 triples, 12 homers, 121 rbi and 24 stolen bases in 117 games.

In '49 at Pueblo, he broke a Western league record with 42 stolen bases (in 43 attempts) . . . That mark was later broken by current Orioles' scout and field coordinator Len Johnson, who swiped 64 at Colorado Springs in '53.

Jimmy never played in the majors but put in five seasons at the AAA level ('55 thru '57 at Montreal in the International League) and '59 and '62 in the American Association . . . He hit over .300 in five different seasons.

Personal: Jimmy graduated from DeLaSalle High School in Toronto where he lettered in baseball, hockey, football, and lacrosse . . . He played minor league hockey (right wing) for the old Boston Olympics in the early 1950's and still performs as a defenseman for Pueblo's top semi-pro team in the off-season . . . His other hobbies include golf, tennis, and remodeling homes.

Jimmy and his wife, the former Lorraine Elliott, were married Sep. 21, '50 . . . They have two sons, Chris (6/10/52) and Kirk (11/11/56) and one daughter, Julie (2/19/61). He was honored as Pueblo's "Sportsman of the Year" for 1983.

YEAR CLUB	PCT.	G	AB	R	H	2B	3B	HR	RBI	SB	BB	SO
1947 Kingston	.338	20	74	23	25	2	4	1	11	5	7	5
Sheboygan	.385	86	325	84	125	25	10	9	105	18	71	43
Three Rivers	.289	11	45	8	13	0	1	2	5	1	3	7
1948 Danville	.251	120	443	65	111	21	16	5	73	12	76	78
1949 Pueblo	.288	136	565	126	163	23	18	11	81	42	60	92
1950 Mobile	.249	127	414	52	103	13	8	3	38	13	29	56
1951 Mobile	.266	72	218	39	58	12	1	3	15	6	26	23
Elmira	.258	45	128	23	33	5	2	1	14	6	9	12
1952 Mobile	.255	124	314	46	80	16	6	2	42	11	26	17
1953 Mobile	.250	2	4	..	1	0	0	0	0	0	..	..
Elmira	.312	140	509	61	159	21	5	6	64	18	53	30
1954 Mobile	.295	148	505	73	149	22	4	8	61	13	50	43
1955 Montreal	.329	149	519	93	171	33	8	13	63	21	48	61
1956 Montreal	.298	146	550	96	164	27	9	8	55	12	60	44
1957 Montreal	.263	136	441	62	116	18	4	4	37	5	38	40
1958 Spokane	.302	142	493	59	149	21	3	12	64	5	47	44
1959 St. Paul	.194	47	144	12	28	4	0	0	12	2	14	17
Victoria	.312	78	266	46	83	9	2	8	46	5	44	24
1960 Atlanta	.267	142	524	100	140	37	0	17	81	1	75	55
1961 Atlanta	.278	105	322	52	98	22	2	9	66	0	55	34
1962 Omaha	.281	47	96	19	27	2	1	3	20	1	13	14
1963 Santa Barbara	.328	31	64	9	21	5	0	1	11	0	5	7
1964 Grand Forks	.000	6	4	0	0	0	0	0	0	0	1	1
Pro. Totals	.290	2060	6967	1148	2017	338	104	126	964	197	810	747

CAREER RECORDS

BENIGNO (BENNY) AYALA

Born: Feb. 7, '51; 6'1"; 195; Bats, R; Throws, R; Position: OF-1B.



Birthplace/Residence: Born in Yauco, Puerto Rico . . . Now lives in Toa Baja, P.R. (west of San Juan).

Contract Status: Signed two-year contract (with option for a third year) extending thru '84 season on Jan. 20, '83.

Tenure: Five years, 107 days.

Signed Originally with: New York Mets.

Pronounced: ah-YAH-la.

YEAR CLUB	AVG.	G	AB	R	H	2B	3B	HR	RBI	BB	SO	SB	CS	HP
1971 Visalia—1	.217	21	46	3	10	0	1	1	7	14	21	0	1	0
Pompano	.279	63	208	38	58	7	4	8	34	25	61	8	2	2
1972 Visalia	.227	113	348	68	79	15	2	19	66	57	115	6	0	6
1973 Memphis	.258	136	462	69	119	17	6	17	68	70	74	6	1	0
1974 Tidewater	.274	92	288	41	79	21	1	11	40	35	66	0	3	1
New York (NL)	.235	23	68	9	16	1	0	2	8	7	17	0	0	1
1975 Tidewater	.277	65	177	24	49	13	0	6	28	16	33	3	0	2
1976 New York (NL)	.115	22	26	2	3	0	0	1	2	2	6	0	1	0
Tidewater—2	.225	87	293	41	66	9	2	12	48	24	56	5	0	1
1977 New Orleans	.298	126	450	71	134	27	5	18	73	30	56	3	2	2
St. Louis	.333	1	3	0	1	0	0	0	0	0	1	0	0	0
1978 Springfield	.248	47	165	16	41	2	0	5	21	18	15	0	2	0
Columbus—3	.340	59	203	30	69	11	4	6	35	15	20	2	2	1
1979 Rochester	.355	17	62	10	22	1	3	1	7	6	6	0	1	1
Baltimore	.256	42	86	15	22	5	0	6	13	6	9	0	0	0
1980 Baltimore	.265	76	170	28	45	8	1	10	33	19	21	0	0	0
1981 Baltimore	.279	44	86	12	24	2	0	3	13	11	9	0	1	1
1982 Baltimore	.305	64	128	17	39	6	0	6	24	5	14	1	1	0
1983 Baltimore	.221	47	104	12	23	7	0	4	13	9	18	0	0	0
A.L. Totals	.267	273	574	84	153	28	1	29	96	50	71	1	2	1
N.L. Totals	.206	46	97	11	20	1	0	3	10	9	24	0	1	1
M.L. Totals	.258	319	671	95	173	29	1	32	106	59	95	1	3	2

GWRBI: '79-Roch. 2, Bal. 0,-'80-3; '81-2; '82-3; '83-2, M.L. Total: 10.

1—Signed as free agent by New York Mets' organization on 1/28/71.
2—Acquired by St. Louis Cardinals from N.Y. Mets in deal for infielder Doug Clarey on 3/20/77.
3—Acquired by Baltimore Orioles on 1/16/79 from St. Louis Cardinals in deal for outfielder Mike Dimmel . . . Contract assigned from Arkansas to Rochester . . . Contract purchased from Rochester by Baltimore on 4/30/79.

League Championship Series Record

YEAR, CLUB, OPP.	AVG.	G	AB	R	H	2B	3B	HR	RBI	BB	SO	SB	CS	HP
1979 Bal. vs. Cal.	(did not appear)													
1983 Bal. vs. Chi.	.000	1	0	0	0	0	0	0	1	0	0	0	0	0

World Series Record

YEAR, CLUB, OPP.	AVG.	G	AB	R	H	2B	3B	HR	RBI	BB	SO	SB	CS	HP
1979 Bal. vs. Pit.	.333	4	6	1	2	0	0	1	2	1	0	0	0	0
1983 Bal. vs. Phi.	1.000	1	1	1	1	0	0	0	1	0	0	0	0	0
W.S. Totals	.429	5	7	2	3	0	0	1	3	1	0	0	0	0

Career Highs, Game: Hits—3, four times, the latest Oct. 1[2], '82 vs. Mil. at Bal.; **Home Runs**—2, June 10, '79 vs. Tex. at Bal.; **RBI**—4, May 29[2], '82 vs. Tor. at Bal.

Hitting Streaks—5, twice, Sep. 25 thru Oct. 3, 1981, and July 10 thru 16, '83.

1983 SEASON SUMMARY

Appeared in 47 games, 30 as a starter (15 as dh, and 15 in of) . . . Started 13 times in left and twice in rightfield . . . Had only 2 plate appearances in post-season, but made them both count (see below).

Hit .286 (4-for-14) as a pinch-hitter and now has an A.L. career mark in that capacity of .274 (26-for-95) . . . As a dh in '83, he hit .192 (5-for-26), lowering his career dh average to .259 (67-for-259).

Batted .306 (19-for-62) at home, but only .095 (4-for-42) on the road . . . Played in only 2 games from Aug. 25 thru Sep. 27, both as pinch-hitter, then started 3 of the O's last 4 games.

As a leftfielder he appeared in 19 games (5 in right) and contributed a .259 average (14-for-54), 3 hr & 10 rbi to the O's massive collective totals at that position—.292 average, 35 hr, 131 rbi . . . Started one game as the leadoff hitter (July 16).

1984p100-101

Went 2-for-3 with a double and homer off Jon Matlack (Texas) on April 21 . . . His lifetime average vs. the Rangers' lefthander is .429 (9-for-21) with 3 hr (including his only 2 hr game in majors, June 10, '79).

Had big hit on Aug. 24 vs. Toronto (Tippy's 3 pick off game), a 2-out 9th inning single that pulled O's within one run. Al Bumbry followed with a game-tying single, and O's won in 10 on Lenn Sakata's hr (see "That's Incredible" on page 47).

1983 AND PREVIOUS CAREER HIGHLIGHTS

ALCS/WS: His lone appearance in '83 ALCS was as a pinch-hitter in the 10th inning of the 4th and final game . . . He drove in the O's 3rd run of the inning with a sac fly in the 3-0 clincher.

In game 3 of the WS, he pinch-hit for Jim Palmer in the 7th against Steve Carlton (O's trailed 2-1), and singled in the hole past Mike Schmidt to drive in Rick Dempsey with the tying run, then later scored the go-ahead (and winning) tally from 2nd when Ivan DeJesus erred on Dan Ford's grounder . . . Benny is 3-for-13 lifetime vs. Carlton.

In '79, he did not play in ALCS, but started games 3, 5 & 6 of the WS . . . In his first he went 2-for-2 off John Candelaria with a single & hr (at Pit.).

Vs. Opponents: Has a .353 (12-for-34) career average vs. the Tigers . . . Has hit 5 of his 29 A.L. homers against the Brewers . . . Benny, who hit only .190 (4-for-21) against the Yankees in '83, owns, nevertheless, the club's highest career average against the Bombers (.299, 29-for-97) . . . His 14 lifetime rbi vs. NY are a high against one opponent.

In addition to the the Tigers, he has .300+ bat marks against California (.324, 11-for-34), Oakland (.308, 8-for-26) and Milwaukee (.305, 18-for-59).

1982 Season: Was 3rd in A.L. in pinch-hitting average (.375, 9-for-24), and tied teammate Terry Crowley for 2nd place in rbi (10) . . . Hit 2 of the O's A.L. record 11 pinch-homers . . . Batted over .300 for the first time, and contributed to the O's prodigious combined leftfield stats (.283 avg., 41 hr & 123 rbi) . . . Batted .339 (19-for-56) over the last 2 months (i.e. during the pennant race).

'79-'80 Seasons: Set career highs in hr (10) and rbi (33) in '80 . . . Joined O's May 1st, '79 as a roster replacement for Doug DeCinces (disabled list) . . . Was leading Rochester in hitting (.355) at the time of his promotion . . . Was acquired by O's organization on recommendation of Doc Edwards, then manager at Rochester . . . Edwards had managed Benny in Puerto Rico.

National League: Made big league debut with Mets and homered in 1st big league at bat, Aug. 27, '74 off Houston's Tom Griffin . . . Is one of 47 to have done so in major league history . . . Started '76 with Mets, but was optioned to Tidewater June 1 . . . Returned to majors via St. Louis in Sep. '77.

Minors: Signed originally by Nino Escalera for Mets in '71 . . . Batted .281 (460-for-1638) in 5 plus years at AAA level . . . Named to '77 American Association all-star team after leading New Orleans with a .298 average . . . His manager that year was Lance Nichols.

Winter Ball: Since '71 Benny has played in Puerto Rico every winter but one ('79) . . . Was league "mvp" in '73 while playing at Arecibo.

Amateur Background: Starred in baseball, track, basketball and volleyball at Agustin Stahl High School in Bayamon (graduated '69) . . . Was never defeated in track events . . . Also played baseball in Little League and Babe Ruth programs . . .

Personal: Attended Puerto Rico J.C. (Rio Piedras) for one year before signing pro contract . . . His father is a real estate broker in Bayamon.

Benny and his wife, the former Esperanza (Eppie) Martinez, were married on Apr. 21, '74 and have 3 sons: Benny, Luis and Melvin.

THE BIRDS AND THE BROWNS

The Baltimore Orioles were charter members of the American League when it began operation in 1901. However, after two seasons the club was moved to New York where it ultimately became known as the New York Yankees.

The franchise from which the current Orioles descend came into the A.L. in 1901 representing Milwaukee, but in 1902 was transferred to St. Louis and named the Browns. In 52 seasons (1902 thru 1953) the Browns were, perhaps, the most unsuccessful team in major league history. They were 3,416-4,465 (.433) and finished in the second division 40 times. They won their only pennant in 1944 then lost the world series in six games to their home town rivals, the Cardinals.

In June, 1951, Bill and Charles DeWitt sold their controlling interest to Bill Veeck who operated the club for the next 2½ seasons. On September 29, 1953, he sold his shares to a group of Baltimore businessmen who brought major league baseball back to this city after a 51-year lapse.

MICHAEL (MIKE) JAMES BODDICKER

Born: Aug. 23, '57; 5'11"; 172; Bats, R; Throws, R; Position: P.



Birthplace/Residence: Born in Cedar Rapids, Iowa . . . Grew up and still lives in Norway, Iowa (southwest of Cedar Rapids).

Contract Status: Signed thru '84.

Tenure: One year, 100 days.

Signed Originally with: Baltimore.

YEAR CLUB	W-L	ERA	G	GS	CG	SHO	SV	IP	H	R	ER	BB	SO
1978 Bluefield-1	2- 1	0.47	8	1	0	0	2	19	9	2	1	10	28
Charlotte	4- 3	1.94	10	8	5	2	0	65	42	15	14	17	48
Rochester	1- 0	1.80	1	1	0	0	0	5	4	1	1	2	3
1979 Charlotte	9- 3	3.00	14	14	8	2	0	102	82	40	34	36	89
Rochester	4- 6	6.00	15	12	2	1	0	72	88	48	48	27	48
1980 Rochester	12- 9	2.18	25	25	13	4	0	190	149	57	46	35	109
Baltimore	0- 1	6.43	1	1	0	0	0	7	6	6	5	5	4
1981 Rochester	10-10	4.20	30	29	8	3	0	182	182	91	85	66	109
Baltimore	0- 0	4.50	2	0	0	0	0	6	6	4	3	2	2
1982 Rochester	10- 5	3.58	20	19	5	1	0	133.1	121	59	53	36	82
Baltimore	1- 0	3.51	7	0	0	0	0	25.2	25	10	10	12	20
1983 Rochester	3- 1	1.90	4	4	1	1	0	23.2	17	6	5	13	18
Baltimore	16- 8	2.77	24	26	10	*5	0	179.0	141	65	55	52	120
M.L. Totals	17- 9	2.36	37	27	10	5	0	217.2	178	85	73	71	146

1—Selected by Baltimore organiztion in June '78 free agent draft (6th round, Baltimore's 9th selection, secondary phase) . . . Signed on 6/12/78. *Led league

League Championship Series Record

YEAR CLUB, OPP.	W-L	ERA	G	GS	CG	SHO	SV	IP	H	R	ER	BB	SO
1983 Bal. vs. Chi.	1- 0	0.00	1	1	1	1	0	9	5	0	0	3	14

World Series Record

YEAR CLUB, OPP.	W-L	ERA	G	GS	CG	SHO	SV	IP	H	R	ER	BB	SO
1983 Bal. vs. Phi.	1-0	0.00	1	1	1	0	0	9	3	1	0	0	6

Low Hitters: **Three-Hitters**—2, Aug. 26, '83 vs. Min. at Bal and Oct. 12, '83 vs. Phil. at Bal. (WS game #2); **Four-Hitters**—1, July 31, '83 vs. Tex. at Bal.
Strikeout Highs: 14—Oct. 6, '83 vs. Chi. at Bal. (ALCS game #2); 12—Sep. 21, '83 at Det. **Winning Streaks:** 4—Aug. 15 thru 31, '83.

Pitches: Fastball, curve, slider, and change . . . Also throws a "foshball," a combination of a forkball and changeup (a changeup is known as a "dead fish" in Oriole parlance).

THE 1983 SEASON

After beginning the season in Rochester, Mike joined the Orioles in May and became a starter when injuries hit the pitching staff. He made the most of that opportunity, topping all major league rookies with 16 wins, leading the American League with 5 shutouts, and compiling the lowest earned run average of any pitcher who finished the season in the A.L. at 2.77.

He saved his best for the post-season as he tossed a 5-hit shutout with a career high 14 strikeouts against Chicago in game 2 of the ALCS and allowed only 3 hits while defeating Philadelphia, 4-1 in the 2nd game of the World Series. His performance versus the White Sox earned Mike the "most valuable player" award for the American League Championship Series.

He was selected as the A.L.'s "rookie pitcher of the year" by *The Sporting News*, was named as the righthanded pitcher on the Topps Major League All-Rookie Team, and finished 3rd in the BBWAA's A.L. rookie award balloting.

Mike, who went 12-4 in his final 17 regular season starts, also was 2nd on the O's staff in victories, complete games (10), and strikeouts (120).

Recall: He joined the Orioles from Rochester on May 5 to replace the disabled Jim Palmer . . . Made one relief appearance (1.2 scoreless innings vs. Oakland on May 8), then was given a spot start in the 2nd game of a doubleheader vs. Chicago on May 17 . . . Blanked the White Sox on 5 hits, 5-0, for his 1st major league complete game and shutout (was 2nd big league start).

Became a regular starter at that point as Mike Flanagan was sidelined for 3 months with a knee injury in the opener of that Chicago twinbill.

Lost his next 2 starts, then won 3 in a row before dropping 2 more . . . Thru July 3 (1st half of season), was 4-4 with a 4.02 era (24 er/53.2 ip) in 10 games (9 starts).

1984p102-103

MIKE BODDICKER (Cont.)

Second Half: Starting July 10, Mike was 12-4 over his final 17 starts with a 2.23 era (125.1 ip, 92 h, 31 er) . . . Had lowered his era all the way to 2.58 before allowing 6 earned runs in 3 innings against Detroit on Sep. 28 (next to last start of the year) . . . Won 9 of his 11 starts beginning July 31, including 7 of 8 with a 1.14 era (8 er/63 ip) in a span from Aug. 15 thru Sep. 21' . . . His longest winning streak was 4, from Aug. 15 thru 31.

Rookie Leader: He led all big league rookies with 16 victories, one more than Atlanta's Craig McMurtry. The A.L. runnerup was Oakland's Chris Codiroli (12) . . . It was the 3rd highest victory total of any rookie in Orioles' history behind Wally Bunker (19-5 in '64) and Chuck Estrada (18-11 in '60).

Also paced 1st year hurlers in shutouts, tied Texas' Mike Smithson for the lead in complete games, and had the lowest era of any rookie qualifier. Was 3rd among A.L. rookies in strikeouts and 4th in innings pitched (179).

Shutouts: Mike was the 1st A.L. rookie to lead the league outright in shutouts since Horace (Hod) Lisenbee accomplished that feat with the 1927 Washington Senators (4) . . . The only other A.L. rookie to do it was Addie Joss, who had 5 shutouts with Cleveland in 1905. Fernando Valenzuela was the last N.L. rookie to do it, tossing 8 shutouts in his rookie season of '81.

The last Oriole to lead the A.L. outright in shutouts was Jim Palmer with 10 in '75. Mike Flanagan tied 2 others for the league lead with 5 in '79.

In addition to the White Sox, shut out Seattle on July 10 (5 hits, 2-0); Texas on July 31 (4 hits, 6-0); Minnesota on Aug. 26 (3 hits, 9-0); and Detroit on Sep. 21' (5 hits, 6-0) . . . Also hurled the 1st 5 innings of a combined (with Sammy Stewart and Tippy Martinez) 2-0, 7-hit shutout against New York on Oct. 2 . . . Lost a shutout to Milwaukee in the 9th (Robin Yount homer) on Sep. 16 and pitched 7 shutout innings (Sammy Stewart allowed one run in final 2 innings) in 6-1 win at Minnesota on May 30.

Earned Run Average: Mike's 2.77 (179 ip, 141 h, 55 er) earned run average was the 2nd lowest in the A.L. to Rick Honeycutt's figure of 2.42 (174.2 ip, 168 h, 47 er). Although he was traded by the Texas Rangers to the Los Angeles Dodgers on Aug. 19, Honeycutt pitched more than the minimum qualifying standard of 162 innings and thus won the era title.

Was the lowest era by a regular O's starter since Jim Palmer's 2.46 mark in '78 . . . Was the 2nd Oriole pitcher to finish 2nd in the era race in the last 3 years as Sammy Stewart was the A.L. runnerup in '81 at 2.33.

Allowed 3 or fewer runs in 18 of his 26 starts . . . In addition to his 5 complete game shutouts, failed to allow an earned run in 4 other starts.

Tough at Home: He was 11-3 with a 2.11 era (27 er/115 ip) in 16 appearances (15 starts at Memorial Stadium) . . . Won his 1st 7 decisions at home (over 8 starts) before losing to Cleveland on Aug. 10 . . . Was 5-5 with a 3.94 era (28 er/64 ip) in 11 starts on the road.

Strikeouts: He fanned 12 batters in his 6-0 shutout at Detroit on Sep. 21', which matched the highest regular season total by an A.L. pitcher in '83 and was his career best at that time (see below for ALCS performance) . . . Also struck out 8 batters twice and 7 hitters in a game 3 times.

Opponents: He was 2-0 against Chicago, Milwaukee, Minnesota, and Texas and defeated every club except Boston and Cleveland at least once . . . Allowed no runs and just 8 hits in 16 innings of work versus the Twins.

Incuding the ALCS, was 3-0 with a 1.33 era (4 er/27 ip) in 3 starts against Chicago . . . See "Post-Season" below.

Miscellaneous: He had the league's 2nd lowest men on base/innings pitched ratio at "+14" (179 ip/141 h, 52 bb, 0 hb) behind Chicago's Lamarr Hoyt at "+7.1" (260.2 ip/236 h, 31 bb, 1 hb) . . . Was 7th in the A.L. in winning percentage (.667), tied for 9th in wins, and tied for 11th in complete games.

Allowed just 3 home runs in his last 11 starts (80 ip).

Post-Season: Mike was 2-0 and did not allow an earned run in his 2 complete game post-season victories (18 ip, 8 h, 1 r, 0 er, 3 bb, 20 so).

ALCS: Became the 1st rookie in LCS history to pitch a shutout as he blanked Chicago on 5 hits, 4-0, in game 2 on Oct. 6 at Baltimore . . . Fanned a career high 14 batters, tying the LCS record, previously accomplished by Detroit's Joe Coleman in '72 and Pittsburgh's John Candelaria in '75 . . . Struck out at least one batter in every inning while walking 3 and throwing 142 pitches.

For his key role in turning the Orioles around after losing the ALCS opener, was awarded the '83 ALCS "most valuable player" award from

the league and Chevrolet (he chose an S-10 Blazer pickup truck over the sporty Z-28 Camaro) . . . Was the 1st pitcher to be so honored in the 4-year history of the award.

World Series: Once again brought the O's back from a 0-1 deficit with a 3-hit, 4-1 triumph over Philadelphia in game 2 on Oct. 12 at Baltimore. Allowed only one unearned run, fanned 6 and walked no one in becoming just the 3rd rookie to ever pitch a world series 3-hitter. Threw 108 pitches in the win while retiring 15 of the last 17 batters faced. At the plate, was 0-for-3, but delivered a key sacrifice fly in the 5th inning to give the Birds a 3-1 lead .

Awards: He became the 3rd Oriole to win the *TSN* rookie award, joining Bunker ('64) and Tom Phoebus ('67) . . . In the BBWAA's rookie voting, received 5 1st place votes and 70 points to finish behind Chicago's Ron Kittle (15 1st place votes and 104 points) and Cleveland's Julio Franco (8 and 78) . . . Those three were the only ones to receive any votes in the balloting.

Was also the recipient of the "world series hero" award at the Kansas City Baseball Writers Banquet in January and was honored at Baltimore's Tops in Sports Banquet.

Rochester: At the time of his recall, Mike was 3-1 with a 1.90 era in 4 starts with the Red Wings and was leading that club in wins, innings pitched (23.2), and strikeouts (18) . . . Was one of Baltimore's final cuts in spring training after being hampered by a sprained ankle.

PREVIOUS CAREER HIGHLIGHTS

1982: Mike was recalled from Rochester on July 29 and pitched 7 times in relief over the last 2 months . . . Earned his 1st major league victory against New York on Sep. 13, allowing one run in 3 innings . . . Matched the longest relief appearance by an Oriole all season with an 8-inning effort at Minnesota on Aug. 19 . . . Worked 5 times in August but pitched just twice after Aug. 27.

After a slow start at Rochester, was 8-1 in his last 12 starts . . . Was leading the Wings in most pitching categories at the time of his recall . . . Pitched one hit shutout vs. Columbus on May 25.

Drove in game-winning runs with 2-run pinch double to beat Toledo on June 26 in 1st professional at bat . . . Mike was forced to hit when Rochester manager Lance Nichols had to put his designated hitter Tim Derryberry into the game defensively. The Wings had no position players remaining so Mike batted for pitcher Nate Snell with 2 out in the bottom of the 9th and Rochester trailing, 4-3.

1981: Mike led the Rochester staff in starts (29), shutouts (3), and strikeouts (109) . . . Was recalled by Baltimore on Sep. 10 and pitched twice in relief over the final 6 days of the season: Sep. 29 at Det. and Oct. 2 vs. New York.

1980: Finished 2nd in the I.L. with a 2.18 era and tied for 2nd with 13 complete games . . . Was the circuit's top control pitcher with lowest ratio of walks per 9 innings pitched (1.66) and best figure of innings pitched (190) to base runners (hits-149, walks-35, hit by pitch-4) with a "minus 2" . . . Was 9-2 starting June 13, including 8 straight wins from June 13 thru Aug. 13.

Major League Debut: Was recalled by the Orioles on Sep. 5 but did not pitch until Oct. 4 . . . Started the 2nd game of a doubleheader against Cleveland and lost to the Indians, 6-4 (7.1 ip, 6 h, 6 r, 5 er).

Winter Ball: Pitched for Ray Miller's Caguas club in Puerto Rican League . . . Best effort came in league championship series against Mayaguez when he threw 3-hit shutout to give Caguas 3-1 lead en route to league crown.

1979: Finished with a combined record of 13-9 at Charlotte and Rochester . . . Was leading the Southern League in wins (9) when promoted to Rochester on June 25 . . . Set a S.L. record with 18 strikeouts against Knoxville on June 7.

Pro Career: Signed by Joe Bowman and made rapid progress in 1st pro season in '78 . . . Started with Bluefield in June, was promoted to Charlotte on July 15 and then to Rochester on Sep. 1, moving from college ball to AAA level in just 15 weeks (May 21 to Sep. 1).

Amateur Background: Played 3 seasons at the University of Iowa (Iowa City), earning 3rd team all-Big 10 honors as a 3rd baseman in freshman year and as a pitcher in his junior season ('78) . . . Fanned 189 batters in 166 career innings and led nation in strikeouts per 9 innings in '77 (11.5).

Was a two-time all-state selection in baseball at Norway Community High School (graduated '75) . . . Also earned all-conference honors

in basketball . . . Was drafted by Montreal in the June '75 free agent draft but chose to go to Iowa.

Played semi-pro baseball in Fairbanks, Alaska, in the summer of '77, and his team finished 2nd in the National Baseball Congress Tournament in Wichita . . . Participated in Little League and American Legion baseball with his team going to the Legion world series 3 times ('74, '75, '76).

Personal: Mike spent most of the off-season in his hometown of Norway, Iowa (population 633), before coming to Baltimore for the final month . . . Was honored by Norway at "Mike Boddicker Day" in early November . . . Has worked at a grain elevator operation in Norway for past several winters.

Norway has produced 2 other major leaguers: Hal Trosky, Sr., a 1st baseman with Cleveland and Chicago White Sox from 1933-1946 and Bruce Kimm, who caught for 3 teams from 1976-80 and is now bullpen coach at Cincinnati.

Hobbies: fishing, hunting and trapping . . . Mike and his wife, the former Lisa Mary Charipar, were married Feb. 2, '80, and have a son, Corey Michael (4/5/83) . . . Lisa's brother, Jim Van Scoyoc, was Mike's high school baseball coach.

MARK ANTHONY BROWN

Born: July 13, '59; 6'2"; 190; Bats L-R; Throws, R; Position: P.

Birthplace/Residence: Born in Bellows Falls, Vt. . . . Raised and still lives in North Walpole, N.H.

Contract Status: Signed thru '84.

Tenure: None.

Signed Originally with: Baltimore.



YEAR CLUB	W-L	ERA	G	GS	CG	SHO	SV	IP	H	R	ER	BB	SO
1980 Bluefield—1	1- 0	0.95	6	1	0	0	1	19	11	5	2	8	16
Miami	3- 5	4.73	10	10	2	0	0	59	58	40	31	35	40
1981 Miami	3- 3	3.40	17	1	1	0	1	53	47	25	20	21	35
Hagerstown	1- 0	2.14	10	0	0	0	0	21	19	7	5	8	16
1982 Hagerstown	0- 0	3.10	14	0	0	0	0	20.1	23	9	7	6	16
Charlotte	8- 2	2.09	19	5	2	1	3	73.1	46	20	17	44	57
Rochester	1- 0	1.42	3	0	0	0	1	6.1	5	1	1	2	5
1983 Rochester	6- 1	3.54	19	4	1	1	5	53.1	41	23	21	20	44
Pro Totals	23-11	3.07	98	21	6	2	11	305	250	130	104	144	229

1—Selected by Baltimore organization in June '80 free agent draft (6th round, Baltimore's 7th selection, regular phase) . . . Signed on 6/5/80.

1983: Mark was sidelined for 2½ months with tendinitis in his right shoulder and appeared in just 19 games . . . Was still bothered by some shoulder problems at the start of spring training . . . Pitched well for Rochester in short relief over the final month of the season and was 2nd on the club with 5 saves.

Was 3-1 with a 4.65 era (16 er/31 ip) in 7 games, including 4 starts, when he was disabled at the end of May with tendinitis . . . Won his 1st 3 decisions with best effort being a 2-hit shutout against Syracuse on May 18.

Pitched exclusively in relief after his return on Aug. 1 . . . Allowed 4 runs in 1.2 innings in 1st appearance on Aug. 4, then surrendered only one earned run in 20.2 innings over final 11 outings, going 3-0 with 5 saves . . . Finished all 11 contests . . . Hurled 5 shutout innings with 8 strikeouts on Aug. 16[2] against Pawtucket . . . Final relief figures were a 5-0 record with a 1.78 era (30.1 ip, 18 h, 6 er) in 15 appearances . . . Was 2-0 and did not allow a run in 16.2 innings vs. Syracuse.

1982: Made a strong recovery from shoulder problems the previous 2 seasons . . . Compiled a 9-2 record with a 2.25 era and 4 saves in 36 games with 3 different clubs . . . Started with Hagerstown and was promoted to Charlotte in June . . . Was O's "pitcher of the year" and led the Southern league with a .750 (8-2) won-lost percentage.

Joined Rochester on Aug. 25 and pitched 3 times in relief the rest of the way . . . Spent the winter in the Puerto Rican League at Santurce but came home early because of a lower back sprain.

Pro Career: Put himself on a demanding conditioning program after the '81 season, when he had arm trouble for the 2nd straight year . . . Made pro debut at Bluefield in June '80 and was promoted to Miami

on July 9 . . . Won his last 3 decisions with a 12 strikeout performance against Vero Beach in his final start.

Amateur Background: Played 2 varsity seasons and one j.v. campaign at the University of Massachusetts at Amherst ('78-'80) . . . Made all-New England as a designated hitter in '80 with a .344 average and 17 rbi in 27 games.

Graduated from Loomis-Chaffee School (Windsor, CT) in '77 . . . Played baseball, hockey, football, and basketball there . . . Also participated in Little League, Babe Ruth League, and American Legion programs.

Personal: Like Mike Flanagan, grew up in New Hampshire and attended the U. of Mass . . . Hobbies: reading and coaching . . . Single.

ALONZA (AL) BENJAMIN BUMBRY

Born: Apr. 21, '47; 5'8"; 175; Bats, L; Throws, R; Position: OF.

Birthplace/Residence: Born and raised in Fredericksburg, Va. . . . Now lives in Lutherville, Baltimore County.

Contract Status: Signed two-year contract (with option for a third year) on Feb. 12, '82, extending thru '84 season.

Tenure: 11 years, 31 days.

Signed Originally with: Baltimore.



YEAR CLUB	AVG.	G	AB	R	H	2B	3B	HR	RBI	BB	SO	SB	CS	HP
1969 Stockton—1	.178	35	73	19	13	4	0	0	3	30	38	10	3	1
1970	In military service													
1971 Aberdeen	.336	66	247	68	83	14	6	6	53	50	52	34	5	8
1972 Asheville	.347	26	121	26	42	4	4	4	10	10	19	10	2	1
Rochester	*.345	108	435	83	150	29	*15	6	47	34	77	22	3	5
Baltimore	.364	9	11	5	4	0	1	0	0	0	0	1	1	0
1973 Baltimore	.337	110	356	73	120	15	•11	7	34	34	49	23	10	3
1974 Baltimore	.233	94	270	35	63	10	3	1	19	21	46	12	4	1
1975 Baltimore	.269	114	349	47	94	19	4	2	32	32	81	16	3	4
1976 Baltimore	.251	133	450	71	113	15	7	9	36	43	76	42	10	1
1977 Baltimore	.317	133	518	74	164	31	3	4	41	45	89	19	8	2
1978 Baltimore	.237	33	114	21	27	5	2	2	6	17	15	5	3	2
1979 Baltimore	.285	148	569	80	162	29	1	7	49	43	74	37	12	3
1980 Baltimore	.318	160	645	118	205	29	9	9	53	78	75	44	11	3
1981 Baltimore	.273	101	392	61	107	18	2	1	27	51	51	22	15	2
1982 Baltimore	.262	150	562	77	147	20	4	5	40	44	77	10	5	0
1983 Baltimore	.275	124	378	63	104	14	4	3	31	31	33	12	5	0
M.L. Totals	.284	1309	4614	725	1310	205	51	50	368	439	666	243	87	21

GWRBI: '79-9; '80-5; '81-2; '82-3; '83-2. Total: 21.

* Led league

• Tied for league lead

1—Selected by Baltimore organization in June '68 free agent draft (8th round, Baltimore's 11th selection, regular phase) . . . Signed on 6/18/68.

League Championship Series Record

YEAR, CLUB, OPP.	AVG.	G	AB	R	H	2B	3B	HR	RBI	BB	SO	SB	CS	HP
1973 Bal. vs. Oak.	.000	2	7	1	0	0	0	0	0	2	2	1	0	0
1974 Bal. vs. Oak.	.000	2	1	0	0	0	0	0	0	0	1	0	0	0
1979 Bal. vs. Cal.	.250	4	16	5	4	0	1	0	0	4	3	2	0	0
1983 Bal. vs. Chi.	.125	3	8	0	1	1	0	0	1	0	2	0	0	0
L.C.S. Totals	.156	11	32	6	5	1	1	0	1	6	8	3	0	0

World Series Record

YEAR, CLUB, OPP.	AVG.	G	AB	R	H	2B	3B	HR	RBI	BB	SO	SB	CS	HP
1979 Bal. vs. Pit.	.143	7	21	3	3	0	0	0	1	2	1	0	0	1
1983 Bal. vs. Phi.	.091	4	11	0	1	1	0	0	1	0	1	0	0	0
W.S. Totals	.125	11	32	3	4	1	0	0	2	2	2	0	0	1

All-Star Game Record

YEAR, CLUB, SITE	AVG.	G	AB	R	H	2B	3B	HR	RBI	BB	SO	SB	CS	HP
1980 A.L., L.A.	.000	1	1	0	0	0	0	0	0	0	0	0	0	0

Career Highs, Game: **Runs**—4, twice, Aug. 24, '81 at Sea. and Apr. 6, '83 vs. K.C. at Bal. (ties club record); **Hits**—5, twice, June 25, '73 at Mil. and May 26, '79 at Det. (ties club record); 4, 13 times, the latest Apr. 21, '82 at Bos.; **Home Runs**—1, 50 times; **RBI**—5, June 8, '80 at Cal; 4, May 4, '75 (first game) at Cle; **Stolen Bases**—3, Sep. 27, '80 at Cle. (ties club record); 2, 33 times.

Hitting Streaks—17—Apr. 22 thru May 13, '80; 15—July 21 thru Aug. 4, '79; 13—May 7 thru May 22 (first game), '77.

1984p106-107

AL BUMBRY (Cont.)

1983 SEASON

Fully recovered from the leg injuries that hampered him so severely in '82, "Bee" split centerfield duties with rookie John Shelby, as a starter vs. righthanded pitching. He opened in center 94 times and once in left (also played parts of 16 other games in leftfield).

He reached a season high (after April) of .279 on Sep. 19, and during the O's 34-10 streak (Aug. 13 to Sep. 25) that earned them their 7th divisional title, Al batted a solid .291 (32-for-110).

By Month: **April**-.280 (14-for-50), 15 g . . . **May**-.239 (17-for-71), 22 g . . . **June**-.300 (15-for-50), 18 g . . . **July**-.288 (17-for-59), 21 g . . . **August**-.266 (21-for-79), 24 g . . . **Sep.-Oct.**-.290 (20-for-69), 24 g.

Miscellaneous: Picked up 2 rbi on a sacrifice fly Aug. 26 at Baltimore vs. Twins when both Rich Dauer (from 3rd) and Todd Cruz (from 2nd) scored on Bee's drive to Tom Brunansky in right field . . . Rick Dempsey also advanced from 1st to 3rd after the catch . . .

Reached base 7 straight times (5 hits & 2 walks) Sep. 16 & 17 . . . Batted .316 (60-for-190) at home and .232 (42-for-181) on the road . . . Hit 4 triples and now has 59 lifetime (tied for 2nd with Paul Blair behind Brooks-68).

1983 AND MAJOR LEAGUE CAREER

Stolen Bases: Did not lead the O's in steals for the first time in 5 years (finished 2nd to Shelby 15 to 12) but did hit double figures for the 10th straight time. He holds the club career record with 243 (Paul Blair is 2nd at 167).

Has 28 steals in 34 career attempts (.824) vs. Cleveland and is 15-for-18 (.833) against the Blue Jays.

Vs. RHP/LHP: Is batting .290 (1098-for-3780) lifetime vs. righthanders and a highly respectable .254 (212-for-834) against lefthanders.

Fielding: Came to majors as a leftfielder in '73 . . . He first started in center on July 4, '76, and shared that position for the next 2½ years before becoming the O's full-time centerfielder, '79 thru '82.

Vs. Opponents: Al feasted on Milwaukee pitching in '83. He batted .486 (18-for-37) and now has a lifetime mark of .318 (131-for-412) against the Brewers . . . He also hit well last year vs. the Twins (.357, 10-for-28) . . .

Has hit 8 homers against the Yankees, (5 of them off Catfish Hunter) and has driven in 43 runs against the Tigers, both highs vs. a single opponent.

CS/WS: Started twice in the 4-game ALCS and 4 of the 5 '83 WS games. In '79 ALCS he was the leading scorer (5) vs. Angels . . . Started all 4 ALCS games in '79 and 4 of the 7 WS games vs. Pittsburgh (but played in all 7).

PREVIOUS CAREER HIGHLIGHTS BY YEAR

1982: Was plagued virtually all season by muscle pulls, first in the right calf and later the left hamstring . . . Managed to play in 150 games but his .262 average was his lowest since '76.

1981: Led O's in runs (61) and steals (22) and was 2nd in games, hits and walks during the abbreviated season . . . Batted .283 (28-for-99) lefthanded, the 2nd time in last 3 years he had hit for a higher average from the left side.

Drew his first career ejection June 2nd at New York by umpire Larry Barnett for arguing from the bench.

As Baltimore's leadoff man in the 1st inning of a game, Al batted .361 (30-for-83) in 97 games with an on-base percentage of .454 (44-for-97).

1980: His best year . . . Was "most valuable Oriole", leading the club with a .318 batting average and becoming the first Oriole ever to amass 200 hits in a season (205) . . . Also topped the Birds with career highs in games (160) and at bats (645), stolen bases (44) and runs (118, 4 shy of club record).

Was named to A.L. all-star squad and played last 4 innings in Los Angeles . . . Was selected as the centerfielder on the *The Sporting News* A.L. all-star team (by vote of fellow players).

1979: Rebounded completely from his injury in '78 (see below) to finish 3rd among O's regulars in batting at .285 and led the club with 37 steals.

MINIMUM SALARY

The minimum major league player salary is $40,000 in 1984.

1978: Broke his left fibula and dislocated his left ankle in a game at Texas on May 12 while sliding back into 2nd base (from 3rd base side) and was sidelined until Sep. 4 . . . During September, he pinch hit 5 times . . . Played his way back into shape at LaGuaira in the Venezuelan League that winter.

Was the only Oriole eligible for re-entry in Nov. '78 and was selected by 7 clubs in addition to the O's . . . Was the first Oriole eligible to re-sign with Baltimore (the O's had lost all 7 re-entry players in the first 2 years of the system, '76 & '77).

1977: Hit over .300 for 2nd time in big league career despite a slow start (was batting .196 on Apr. 27) and a leg injury that slowed him down in late June, and took him out of the regular lineup for a month from July 11 to Aug. 12.

1976: Set career high with 9 home runs . . . Stole 42 bases in 52 tries.

"Rookie of the Year": Selected A.L. "rookie of the year" in '73 by both BBWAA and *The Sporting News* after batting .327 . . . Teammate Rich Coggins was 2nd in the TSN poll . . . Is one of 5 O's to have won a "rookie" award along with Ron Hansen-'60, Curt Blefary-'65, Eddie Murray-'77 and Cal Ripken-'82.

Odds and Ends: Set club record and tied the A.L. mark with 3 triples against Milwaukee on Sep. 23, '73 in the game that clinched the Eastern Division title for the O's . . . Had 3 doubles in a game twice in '75 (vs. K.C. May 23 and vs. Det. July 2) . . . Beat out 3 bunts for hits vs. California July 10, '75.

Minors: Led the International League in batting (.345) and triples (15) in '72 when he was named Topps/National Association "player of the year" in that league . . . Started that season in Asheville, ended it in Baltimore, and hit .300 for 3 different ball clubs.

After returning from 2 years of active duty in the U.S. Army, he played at Aberdeen, S.D. in '71 and finished 2nd in the Northern League batting race to teammate Bob Bailor.

Amateur Background: Went to Virginia State College in Petersburg (graduated '68) on a basketball scholarship after averaging 32 points a game as a senior at Ralph Bunche High School in King George, Va . . . Played 4 years of basketball at Virginia State, but didn't play baseball until senior year . . . Won the Central Intercollegiate Athletic Assoc. batting title (.378) that year and was all-CIAA in both basketball and baseball.

Started playing baseball at Virginia State at the urging of the late Dick Bowie, who later signed him for the Orioles in June '68.

Personal: Was called to duty as a 2nd lieutenant (R.O.T.C.) in June '69, just 2 months after starting his pro career . . . Served 11 months in Vietnam as a platoon leader, earned a Bronze Star, and was discharged as a 1st lieutenant in May '71.

Is extremely active in the community and finished tied for 2nd in the '81 balloting for the Roberto Clemente Award, presented annually by Major League Baseball to the player who "best exemplifies the game, both on and off the field."

In recent years has been involved with numerous charities including the Maryland League for the Handicapped, the Santa Claus Anonymous Fund, Maryland Special Olympics, and the Muscular Dystrophy Foundation.

During the off-season, he makes numerous appearances for the Orioles and plays for the club's basketball team . . . Competed in the '80 Superstars competition in the Bahamas and advanced to the finals . . . Single.

TODD RUBEN CRUZ

Born: Nov. 23, '55; 6'0"; 175; Bats, R; Throws, R; Position: IF.



Birthplace/Residence: Born in Highland Park, Michigan . . . Was raised and still resides in Detroit, Michigan.

Contract Status: Signed thru '84.

Tenure: Four years, 123 days.

Signed Originally with: Philadelphia.

TODD CRUZ (Cont.)

YEAR CLUB	AVG.	G	AB	R	H	2B	3B	HR	RBI	BB	SO	SB	CS	HP
1973 Pulaski—1	.183	69	208	29	38	10	1	4	18	37	76	3	2	4
1974 Rocky Mount	.193	126	445	34	86	13	6	1	43	33	127	7	4	4
Toledo	.100	4	10	1	1	1	0	0	1	1	4	0	1	0
1975 Rocky Mount	.203	134	453	57	92	23	1	11	67	35	101	9	4	8
1976 Reading	.231	123	424	34	98	26	11	1	5	12	76	3	2	3
1977 Reading	.216	131	464	42	100	23	3	2	51	21	77	5	2	4
1978 Oklahoma City	.261	121	459	58	120	22	2	11	69	17	71	4	4	4
Philadelphia—2	.500	3	4	0	2	0	0	0	2	0	0	0	1	0
1979 Omaha	.264	23	91	14	24	4	2	7	21	3	15	2	1	0
Kansas City—3	.203	55	118	9	24	7	0	2	15	3	19	0	1	1
1980 Calif-Chi—4	.237	108	333	28	79	14	1	3	23	14	62	2	1	2
Edmonton—5	.259	8	27	2	7	0	1	1	3	0	2	0	0	0
1981 Chicago—6	(did not play)													
1982 Seattle	.230	136	492	44	113	20	2	16	57	12	95	2	10	0
1983 Sea.-Bal.—7	.199	146	437	37	87	13	3	10	48	22	108	4	7	3
A.L. Totals	.222	445	1380	118	306	54	6	31	143	51	284	8	19	6
N.L. Totals	.500	3	4	0	2	0	0	0	2	0	0	0	1	0
M.L. Totals	.223	448	1384	118	308	54	6	31	145	51	284	8	20	6

GWRBI: '79-1; '80-3; '82-9; '83-7. Total: 20.

1—Selected on 2nd round of June '73 free agent draft by Philadelphia . . . Signed on 6/5/73.

2—Acquired by K.C. Royals from Philadelphia for pitcher Doug Bird, on 4/3/79.

3—Acquired by California with outfielder Al Cowens in exchange for first baseman Willie Aikens and shortstop Rance Mulliniks, on 12/6/79 . . . California also acquired pitcher Craig Eaton to complete deal, on 4/1/80.

4—Acquired by Chicago White Sox from California in trade for pitcher Randy Scarbery on 6/12/80.

5—On Chicago's supplemental disabled list from 4/5 to 6/2/81, which included rehabilitation disability assignment to Edmonton (PCL) 5/6 to 5/24 . . . Transferred to restricted list, 6/2 to 8/2/81; returned to supplemental disabled list from 8/10/81 thru remainder of season.

6—Acquired by Seattle from Chicago White Sox with catcher Jim Essian and outfielder Rod Allen in deal for outfielder Tom Paciorek, on 12/10/81.

7—Contract purchased by Baltimore for undisclosed sum from Seattle on 6/30/83.

League Championship Series Record

YEAR CLUB, OPP.	AVG.	G	AB	R	H	2B	3B	HR	RBI	BB	SO	SB	CS	HP
1983 Bal. vs. Chi.	.133	4	15	0	2	0	0	0	1	0	5	0	0	0

World Series Record

YEAR, CLUB, OPP.	AVG.	G	AB	R	H	2B	3B	HR	RBI	BB	SO	SB	CS	HP
1983 Bal. vs. Phi.	.125	5	16	1	2	0	0	0	0	1	3	0	0	0

Career Highs, Game: Hits—4, Apr. 25, '82 vs. Min. at Sea.; 3, six times (2 Bal., 2 Sea., 2 Chi.), the latest Aug. 26, '83 vs. Min. at Bal.; **Home Runs**—2, Apr. 6, '83 vs. N.Y. at Sea; **RBI**—6, July 1, '83 at Det. (first game with Baltimore); 4, 3 times, (all Sea.), the latest Apr. 30, '83 vs. Bal. at Sea.

Hitting Streaks—6, three times (2 Sea., 1 Chi.), the latest Sep. 25 thru 29, '82.

THE 1983 SEASON

YEAR CLUB	AVG.	G	AB	R	H	2B	3B	HR	RBI	BB	SO	SB	CS	HP
Seattle	.190	65	216	21	41	4	2	7	21	7	56	1	3	2
Baltimore	.208	81	221	16	46	9	1	3	27	15	52	3	4	1

Baltimore: Played 1st game for O's on July 1st and set career high with 6 rbi in Tiger Stadium (only a few blocks from where he grew up) . . . Hit a 3-run double in 3rd and 3-run homer in 5th, both off Milt Wilcox, in O's 9-5 win.

Enjoyed 2 other productive days in late August: 26th—went 3-for-4 with 3 rbi vs. Twins and scored from 2nd on Al Bumbry's sac fly in 9-0 win at Baltimore . . . 31st—hit a 3-run homer off Mike Morgan at Toronto to climax a 7-run 1st inning in a 10-2 victory.

His 2 club totals in games (146) and strikeouts (108) were career highs . . . Led O's in sac hits (8) . . . Started 53 of 1st 61 games with O's, then alternated with Glenn Gulliver thru much of September . . . Hit all 3 of his hrs for O's on the road (only career homer in Baltimore was off Dennis Martinez on Aug. 16, '79 for K.C.).

Spent 2 weeks working on his hitting with Ralph Rowe in Florida Instructional League after the World Series.

Seattle: Played in 65 of Mariners' 1st 73 games thru June 24th . . . Was designated for assignment the next day (6/25) . . . Hit 6 of his 7 homers for Mariners at the Kingdome . . . Hit 2 homers vs. Yankees at Seattle April 6th while driving in 4 runs.

Ironically, though he played less than half the season for M's, he led that club in rbi vs. Baltimore in '83 with 5 despite a .150 average (3-for-20) in 6 games . . . Homered with 2 on off Sammy Stewart at Seattle and drove in 4 runs on Apr. 30.

Fielding: Equipped with one of the strongest, if not the strongest, infield arms in baseball . . . Played exclusively at shortstop for Seattle (63 g, 97 po, 224 a, 12 e, 333 tc, .964 pct.) and was 3rd in league in chances when he left M's . . . Played only 3rd base for O's (79 g, 49 po, 162 a, 13 e, 224 tc, .942 pct.) . . . Had combined total of 25 errors.

Had played only 13 games at 3rd previous to joining Orioles (9 with KC in '79 and 4 with Cal. in '80) . . . Was brilliant at times and reasonably steady except for one erratic period . . . Committed only 2 errors in his 1st 24 games for O's, then made 9 miscues in next 21 games (Aug. 2 thru 26) . . . After that he was charged with only 2 more boots in last 36 games (regular season).

By Month: Hit .298 (25-for-84) in April (11 games), then batted .176 (62-for-353) the rest of the way . . . **May**-.120 (10-for-83), 25 g . . . **June**-.122 (6-for-49), 16 gms . . . **July**-.244 (19-for-78), 24 gms . . . **Aug.**-.218 (17-for-78), 25 gms . . . **Sep.-Oct.**-.154 (10-for-65), 32 gms.

ALCS/WS: Started all 9 post season games at 3rd for O's, went 4-for-31 (.129) and was charged with 2 errors in 37 chances afield.

Had 18 chances without a miscue in ALCS . . . Erred on 1st play of WS when he dropped Joe Morgan's popup near the mound . . . With 2 on & none out in 5th inning of final game, he made a fine play on Ivan DeJesus's grounder to his left and started a critical double play that silenced the Phillies threat.

He ("Curly") Rick Dempsey ("Moe") and Rich Dauer ("Larry") were named the **"THREE STOOGES"** in jest by Ken Singleton as a result of the trio's combined .221 regular season average . . . The nickname received a lot of attention during the WS, particularly after the threesome contributed 3 straight hits in the decisive 3-run 5th inning of game #2 (Todd beat out an intended sac bunt), Dauer's big game #4, and Dempsey's "mvp" award.

Todd had an rbi single in the O's 11-1 win at Chicago in ALCS #3.

1983 AND PREVIOUS CAREER HIGHLIGHTS

Vs. Opponents: Hit .327 (16-for-49) against Oakland in '83 . . . Career highs-.272 (34-for-125) vs. California; 18 rbi vs. Minnesota, and 4 homers vs. Detroit, Minnesota and New York.

Seattle ('82): Set career highs in most categories including games (136), hits (113), doubles (20), homers (16) and rbi (57) . . . The hr & rbi totals were a record for a Mariners' shortstop . . . Led league's shortstops in dp (98) and posted a .963 pct. (25 e, 679 tc).

Tied Bruce Bochte for club lead in gwrbi (9, including 4 in 7th or later) and was A.L. "player of week) when he batted .458 with 3 gwrbi from Apr. 19-25.

Chicago ('80-'81), Calif. ('80): After playing only 18 games for the Angels in '80 thru June 12 when he was dealt to White Sox, Todd became a regular for 1st time and appeared in 90 of the Sox' last 105 games, mostly as a starter at short.

In '81 he figured to be Chicago's regular at that position, but didn't play an inning . . . A lower back strain in spring training sidelined him during the 1st half and he sustained a broken bone in his left hand while working out during the strike. The latter injury sidelined him for the remainder of the year. He did get into 8 games at Edmondton (PCL) that season, however,

K.C. ('79): Played 48 games at short and 9 at 3b for the Royals after coming up from Omaha where he hit 7 home runs in only 22 games.

Phillies Organization ('73-'78): Was Phillies 2nd round pick in June '73 draft . . . Signed by Tony Lucadello . . . Voted best shortstop in American Association by league managers in '76 while playing at Oklahoma City, then the Phillies AAA farm club.

Made his big league debut late in '78, and went 2-for-4 in his 1st start, Oct. 2 vs. Pirates.

Personal: Graduated from Western High School in Detroit ('73) . . . He is of Mexican (father) and Hungarian (mother) descent . . . His father, Robert, played for several years in the Tigers' system . . .

Todd and his wife, the former Isabel Gonzales, have 2 sons: Thaddeus & Dario.

ORIOLES CONSECUTIVE GAME STREAKS

BROOKS ROBINSON holds the Oriole record for most consecutive games played. The great third baseman appeared in 463 straight games from Sep. 7, '60 thru Sep. 2, '63. EDDIE MURRAY is next in line with a 444 game streak from Aug. 21, '77 thru July 13, '80 and current Minnesota Twins manager BILLY GARDNER is third with a 361 game streak from June 9, '56 thru Aug. 4, '58.

1984p110-111

RICHARD (RICH) FREMONT DAUER

Born: July 27, '52; 6'0"; 180; Bats, R; Throws, R: Position: 2B-3B.



Birthplace/Residence: Born and raised in San Bernardino, Cal. area ... Now resides in Phoenix, Md. (Baltimore County).

Contract Status: Signed five-year contract (with option for a sixth year) extending thru '85 season on Dec. 20, '80.

Tenure: Seven years, 25 days.

Signed Originally with: Baltimore.

YEAR CLUB	AVG.	G	AB	R	H	2B	3B	HR	RBI	BB	SO	SB	CS	HP
1974 Asheville—1	.328	53	180	30	59	7	0	11	35	13	18	0	0	0
1975 Rochester	.170	18	47	2	8	1	0	0	0	3	3	0	1	0
Asheville	.251	106	374	51	94	13	0	6	44	51	24	5	3	0
1976 Rochester	*.336	132	*524	84	*176	26	3	11	78	46	38	2	5	3
Baltimore	.103	11	39	0	4	0	0	0	3	1	3	0	0	1
1977 Baltimore	.243	96	304	38	74	15	1	5	25	20	28	1	0	2
1978 Baltimore	.264	133	459	57	121	23	0	6	46	26	22	0	4	0
1979 Baltimore	.257	142	479	63	123	20	0	9	61	36	36	0	1	1
1980 Baltimore	.284	152	557	71	158	32	0	2	63	46	19	3	2	3
1981 Baltimore	.263	96	369	41	97	27	0	4	38	27	18	0	0	3
1982 Baltimore	.280	158	558	75	156	24	2	8	57	50	34	0	1	1
1983 Baltimore	.235	140	459	49	108	19	0	5	41	47	29	1	1	2
M.L. Totals	.261	928	3224	394	841	160	3	39	334	254	189	5	9	13

GWRBI: '79-14; '80-6; '81-4, '82-7, '83-5. Total: 36.

* Led league

1—Selected by Baltimore organization in June '74 free agent draft (1st round, regular phase) ... Signed on 6/20/74.

League Championship Series Record

YEAR CLUB, OPP.	AVG.	G	AB	R	H	2B	3B	HR	RBI	BB	SO	SB	CS	HP
1979 Bal. vs. Cal.	.182	4	11	0	2	0	0	0	0	0	1	0	0	0
1983 Bal. vs. Chi.	.000	4	14	0	0	0	0	0	1	0	0	0	0	0
L.C.S. Totals	.080	8	25	0	2	0	0	0	1	0	1	0	0	0

World Series Record

YEAR, CLUB, OPP.	AVG.	G	AB	R	H	2B	3B	HR	RBI	BB	SO	SB	CS	HP
1979 Bal. vs. Pit.	.294	6	17	2	5	1	0	1	1	0	1	0	0	0
1983 Bal. vs. Phi.	.211	5	19	2	4	1	0	0	3	0	3	0	0	0
W.S. Totals	.250	11	36	4	9	2	0	1	4	0	4	0	0	0

Career Highs, Game: Runs—3, nine times, the latest Aug. 21, '82 at Tex.; **Hits**—5, June 2, '80 vs. Mil. at Bal. (ties club record); 4 ten times, the latest Sep. 3, '83 at Min. **Home Runs**—2, Aug. 24, '81 at Sea. **RBI**—5, Aug. 24, '81 at Sea.; 4, May 31, '80 at Min. **Hitting Streaks**—11, twice, July 18 thru 29, '78 and July 26 thru Aug. 9, '80.

1983 SEASON AND MAJOR LEAGUE CAREER

After splitting the '82 season between 2nd and 3rd base, Rich moved back almost exclusively to 2nd in '83 and was again one of the league's top fielders ... He struggled at the plate for most of the year, and despite a hot finish, he hit for the lowest average of his 7-year major league career (.235).

He finished 4th on the club in games (140) and at bats (459) and was once among the league's most difficult players to strike out (see below).

Batting: Rich batted just .205 (46-for-224) in 64 games before the all-star break before improving to .264 (62-for-235 in 76 2nd half games.

Hit safely in his 1st 7 games of the season (longest streak of the year) at a .310 (9-for-29) clip but then went into a long slump and was hitting just .199 through July 12 ... Batted .368 (21-for-57) over his next 16 games, lifting his average to .230... Went just 5-for-52 (.096) over his next 19 contests through Aug. 19 and dropped back to .211.

Fast Finish: Closed strongly for the 2nd straight year, hitting .312 (34-for-109) in his last 37 games, including a .400 (24-for-60) performance in a 19-game stretch from Aug. 20 thru Sep. 16 ... In '82, batted .407 (22-for-54) over his last 14 games.

By Month: April-.234 (18-for-77), 20 g ... May-.171 (12-for-70), 22 g ... June-.206 (13-for-63), 19 g ... July-.286 (26-for-91), 24 g ... August-.185 (15-for-81), 28 g ... September-.297 (22-for-74), 26 g ... October-.667 (2-for-3), 1 g.

Aprils: After starting strong for the previous two seasons, Rich hit only .234 in April '83, giving him a .251 (94-for-375) career average in the season's 1st month ... Prior to '81, slow starts were the rule for Rich as he batted just .197 (35-for-178) in his 1st 4 Aprils ('77 thru '80) ... Improved to .298 in '81 and a career best .375 in '82.

Strikeouts: Rich fanned just 29 times in 520 plate appearances, an average of once 17.93 times up ... That ranked 3rd in the American League (minimum 400 p.a.) behind Boston Red Sox teammates Wade Boggs (1/19.03) and Jerry Remy (1/18.49) ... Pittsburgh's Johnny Ray led the majors at 23.96, followed by Chicago's Bill Buckner (1/22.20), who had led the previous 3 seasons, and St. Louis' Ken Oberkfell (1/20.63).

Rich led the A.L. in strikeout "in-frequency" in '80 (1/32.5), was 3rd in '81 (1/22.44) and 2nd in '82 (1/18.41) ... Lifetime, has fanned once every 18.82 plate appearances (189 strikeouts, 3557 p.a.), the best ratio in the league ... Buckner's career figure (1/23.99) tops the majors with Ray second (1/20.78).

Vs. Opponents: He hit .405 (17-for-42) vs. California, .316 (12-for-38) against Milwaukee, and .208 (79-for-379) vs. the rest of the A.L. ... Hit .500 (11-for-22) in his last 6 games vs. the Angels.

Lifetime, has a .310 (86-for-277) average versus California and a .297 (79-for-266) mark against Milwaukee ... Has career bests of 5 homers vs. Toronto and 35 rbi against Milwaukee and Blue Jays ... See pages 34-37 for complete statistics against opponents.

Miscellaneous: Hit .252 (57-for-226) at home but just .219 (51-for-233) on the road ... Had season high of 4 hits vs. Minnesota on September 13 ... Grounded into 20 double plays ... Stole 1st base since June 15, '80 on Aug. 12 at Chicago.

Sustained 2 severe lacerations on his left ankle while pivoting on a double play (Jim Rice slid into his ankle) on June 11 at Boston and missed 2 games ... Is 9th on the club's all-time list in at bats (3,224) and 10th in games (928), hits (841), and doubles (160).

Post-Season: After going 1-for-25 in his 1st 7 post-season games (0-for-14 in 4 ALCS games, 1-for-11 in 1st 3 world series contests), Rich exploded with a 3-for-4, 3 rbi performance in game 4 on Oct. 14 at Philadelphia ... Put the Orioles on top with 2-run bases-loaded single in the 4th inning, doubled to keep a rally alive in the 6th, and drove in what proved to be the winning run with a single in the 7th ... Also started a key doubleplay that killed a Phillies rally in the 4th.

Started all 9 games in post-season with a composite average of .121 (4-for-33) and did not commit an error in 32 chances (12 ALCS; 20 WS).

FIELDING

Second Base: Rich was 4th among A.L. 2nd basemen in fielding with a .988 percentage (7 errors in 602 total chances), trailing K.C.'s Frank White, Minnesota's John Castino, and Boston's Remy (all at .990) ... Longest errorless game streak was a 27-game span from May 3 thru June 8.

His career fielding percentage of .988 (43 errors in 3650 total chances) in 770 games is well above the existing A.L. mark for "highest percentage, 10 or more years, or 1000 or more games," both currently held by late Nellie Fox (.984).

Led A.L. with a .989 percentage in '81 and was 2nd at .987 in '82 ... Played 76 consecutive errorless games at 2nd (400 chances) from July 12, '80, until booting a ground ball on Apr. 25, '81 ... It was the 2nd longest streak of his career, 10 games shy of the previous one in '77-'78 (see below).

Third Base: He fielded .947 (1 error in 19 total chances) in 17 games at 3rd (5 starts) ... His career percentage at 3rd is .964 (17 e in 466 tc) in 222 games ... Played a career high 61 games at the hot corner in '82 and fielded .991, the highest percentage among all A.L. 3rd basemen who appeared in 10 or more games.

Fielding Records, '78: He set 2 one season major league records for 2nd basemen in '78: (1) 86 consecutive errorless games, and (2) 424 consecutive chances without an error. Both records were eclipsed as major league marks by Philadelphia's Manny Trillo, when he handled 479 consecutive chances without an error over 89 games from Apr. 7 to July 31, '82 ... However, Rich's performance is still the A.L. record in both categories.

Until he threw a ball away in the final game of '78, he hadn't made an error at 2nd all season. His efforts broke the previous marks of the Mets Ken Boswell (85 straight errorless games in '70) and of the late Ken Hubbs of the Cubs (418 errorless chances in '62). Ironically, Hubbs, killed in the crash of a plane he was piloting in Feb. '64, was from Rich's hometown (Colton, CA).

RICH DAUER (Cont.)

Rich set the A.L. records in those departments, formerly held by Bobby Doerr, Red Sox (73 games and 414 chances, both in '48).

Strangely, Dauer, who fielded .998 that year didn't qualify for the percentage title because he played too few games at 2nd (87 played, 108 required).

He had played one errorless game at the end of '77, but his "more than one season" streaks of 87 games and 433 chances fell short of the existing major league records held respectively by Cincinnati's Joe Morgan-91 ('77-'78) and Baltimore's Jerry Adair-458 ('64-'65) . . . Trillo also broke Adair's mark for chances but fell 2 games shy of Morgan's record.

PREVIOUS CAREER HIGHLIGHTS

1982: Set career highs for games (158), at bats (558), runs (75), triples (2), and walks (50) while leading O's with 11 sacrifice hits . . . Played almost exclusively at 2nd base until early July, then alternated between 2nd (vs. righthanders) and 3rd (vs. lefthanders) the rest of the season . . . That change was a result of Cal Ripken's moving from 3rd to shortstop.

1981: Led the Orioles in doubles and topped A.L. 2nd basemen in fielding . . . Was batting .284 thru Aug. 28 but hit just .226 the rest of the way.

1980: Had best overall season . . . Set personal highs in 7 offensive categories, including average (.284) and rbi (63), led A.L. in strikeout "in-frequency", and was 2nd among league's 2nd basemen in fielding percentage.

1979: Tied Eddie Murray for the club lead with 14 game-winning rbi and set a career high with 9 homers . . . Drew 4 of his 36 walks in one game, vs. Oakland on May 8 at Baltimore.

1978: Became a full-time regular on June 12, 1st as a 3rd base substitute for the injured Doug DeCinces, then when Doug returned, as starting 2nd baseman.

1976-77: Came up to O's 1st time in Sep. '76 and went 4-for-39 in 11 games. Then in '77, started as regular at 2nd, but went 0-for-26 until May 13 and was only 1-for-41 thru May 31 . . . At that point his major league career average was .063 (5-for-80). Also had 0-for-25 string at Memorial Stadium (including 0-for-5 in '76) before getting his 1st hit at home on June 11, '77 (off Chicago's Ken Brett).

After 1-for-41 start, Rich batted .278 (73-for-263) the rest of '77 . . . Recorded his 1st big league hit in his 1st at bat, on Sep. 11², '76, a single off Brewers' Jim Colborn at Milwaukee.

Minor League Career: Spent only 3 seasons in the minors after jumping directly from Univ. of Southern California campus to the "AA" Southern league in '74 after being signed by Ray Poitevint . . . Had been selected 3 times previously in free agent draft by Oakland (twice) and Cleveland before chosen 1st by Baltimore in June '74.

Won International League batting title at Rochester in '76 (.336) . . . Was also selected as league's "co-mvp" with Mickey Klutts of Syracuse and Toledo's Joe Lis, named to I.L. all-star team, and topped loop in hits (176).

AMATEUR BACKGROUND

He played two years at San Bernardino Valley College then transferred to Southern Cal.

U.S.C.: Rich played on two national championship teams ('73 & '74) at U.S.C. (they were fourth and fifth straight for Coach Rod Dedeaux' Trojans) . . . While he was there, Rich played with Roy Smalley, Fred Lynn, Steve Kemp and Pete Redfern . . . Senior year, he was a first team all-American and set NCAA one-season records in hits (108), rbi (92) and total bases (181). He also established U.S.C. standards for homers (15), doubles (24) and runs (70), and his rbi total shattered the old school record of 67 set by Ron Fairly. Rich was selected to the '74 College World Series all-tournament team.

Colton High: He played baseball and football at Colton . . . He also participated in American Legion and Little, Pony and Colt League programs.

PERSONAL

Rich and his wife, the former Chris King of San Bernardino, were married Feb. 1, '75, and are the parents of a daughter, Casey Lynn (3/24/81) . . . During the off-season, Rich plays a lot of racquetball, represents the ballclub as an after-dinner speaker, and is a key member of the Orioles basketball team.

GEORGE EARL (STORM) DAVIS, JR.

Born: Dec. 26, '61; 6'4"; 207; Bats, R; Throws, R; Position: P.



Birthplace/Residence: Born in Dallas, Texas . . . Grew up in Jacksonville, Fla., and nearby Atlantic Beach . . . Spent off-season in Cockeysville (Baltimore County).

Contract Status: Signed thru '84.

Tenure: One year, 150 days.

Signed Originally with: Baltimore.

YEAR CLUB	W-L	ERA	G	GS	CG	SHO	SV	IP	H	R	ER	BB	SO
1979 Bluefield—1	4- 4	3.88	10	10	3	1	0	58	44	34	25	30	54
1980 Miami	9-12	3.52	25	25	7	0	0	151	157	85	59	55	90
1981 Charlotte	14-10	3.47	28	28	6	2	0	187	*215	86	72	65	119
1982 Rochester	2- 1	3.71	4	4	0	0	0	26.2	25	13	11	7	27
Baltimore	8- 4	3.49	29	8	1	0	0	100.2	96	40	39	28	67
1983 Baltimore	13- 7	3.59	34	29	6	1	0	200.1	180	90	80	64	125
M.L. Totals	21-11	3.56	63	37	7	1	0	301.0	276	130	119	92	192

* Led league

1—Selected by Baltimore organization in June '79 free agent draft (7th round, Baltimore's 6th pick, regular phase) . . . Signed on 6/6/79 by Jack Sanford.

League Championship Series Record

YEAR CLUB, OPP.	W-L	ERA	G	GS	CG	SHO	SV	IP	H	R	ER	BB	SO
1983 Bal. vs. Chi.	0- 0	0.00	1	1	0	0	0	6	5	0	0	2	2

World Series Record

YEAR CLUB, OPP.	W-L	ERA	G	GS	CG	SHO	SV	IP	H	R	ER	BB	SO
1983 Bal. vs. Phi.	1-0	5.40	1	1	0	0	0	5	6	3	3	1	3

Low Hitters: Three-Hitter—1, June 10, '83 at Bos.
Strikeout Highs: 9, twice, Aug. 26, '82 vs. Tor. at Bal. and July 18, '83 at Sea.
Winning Streaks: 4—July 13 thru Aug. 3, '83.
Pitches: Fastball, curve, slider, and change.

THE 1983 SEASON

In his 1st season as a full-time starter, Storm led the Orioles with 125 strikeouts, was 2nd on the club in innings pitched (200.1) and starts (29), and 3rd in wins (13) and complete games (6) . . . Despite experiencing some arm and neck problems late in the season, won the game that clinched the A.L. Division title for the O's, then pitched well in the postseason (see below).

Season Summary: As a starter, Storm was 13-7 with a 3.62 era in 29 starts (186.2 ip, 164 h, 83 r, 75 er, 58 bb, 115 so, 12 hr).

Was 6-3 with a 3.23 era (37 er/103 ip) in 19 games (14 starts) before the all-star break and 7-4 with a 3.98 era (43 er/97.1 ip) in 15 starts thereafter.

Early Season: He began the year as a long reliefer and just one of his 1st 6 appearances was a start, Apr. 19 vs. Texas (no decision) . . . Had no record and a 3.29 era (5 er/13.2 ip) in his 5 relief efforts.

Full-Time Starter: Storm joined the regular rotation on May 1, replacing the disabled Jim Palmer . . . Was 2-0 in his 1st 4 starts (May 1 thru 18) with a 1.05 era (3 er/25.2 ip) . . . Dropped 3 of his next 4 outings, allowing 15 earned runs in 20 innings.

Went 7-1 over his next 11 starts from June 10 thru Aug. 3, compiling a 2.96 era (27 er/82 ip) and hurling 5 of his 6 complete games in that span . . . Four of these cgs came over 5 starts, July 1 thru 23 . . . Had winning streaks of 3 and 4 games in that period.

Finished the season 3-3 in his last 9 games starting Aug. 8 with a 4.89 era (29 er/53.1 ip) as he was bothered by injuries . . . Missed one turn on Aug. 13 with stiffness in his forearm and was bothered by a stiff neck the final 3 weeks of the regular season.

Shutout at Fenway: Storm hurled his 1st major league shutout against Boston on June 10 at Fenway Park, stopping the Red Sox on 3 singles, 3-0 . . . Was the 1st shutout by an Oriole pitcher against the Red Sox since Sep. 24, '76 (Wayne Garland at Baltimore), and the 1st by a Baltimore hurler at Fenway Park since Aug. 5, '75 (Jim Palmer).

Near No-Hitter: He became the 7th pitcher in Orioles' history to lose a no-hitter in the 9th inning on June 26 against Detroit at Baltimore

1984p114-115

STORM DAVIS (Cont.)

. . . Held the Tigers hitless (one walk) for 8 full innings before pinch-hitter Rick Leach opened the top of the 9th inning with a home run, Leach's 2nd career homer vs. Storm . . . Until that point, Detroit's greatest threat came in the 6th, when Eddie Murray made an outstanding stop on Marty Castillo's hard grounder and retired him, unassisted.

Following Leach's homer, Storm walked John Grubb and was replaced by Tippy Martinez . . . Tippy allowed a single to Enos Cabell but got out of further trouble to preserve the 2-hit, 3-1 victory.

The last Oriole to carry a no-hitter into the 9th was Mike Flanagan, who stopped Cleveland for 8.2 innings on Sep. 26, '78 before a homer by Gary Alexander . . . Flanny's was the closest of the "near no-no's".

Clincher: He had been sidelined for 10 days because of a stiff neck when he beat Milwaukee, 5-1, on Sep. 25 at County Stadium to give the O's their 7th Eastern Division title . . . Allowed just 3 hits and one unearned run over the 1st 6 innings before Tippy came on to earn the save . . . Jim Dwyer and Joe Nolan homered for Baltimore.

Strikeouts: He fanned 93 batters in his 1st 22 appearances thru July 18 but just 32 over his final 12 starts . . . Had a season high 9 strikeouts vs. Seattle on June 18 and fanned 8 batters each in 3 consecutive starts, June 21 thru July 1.

Miscellaneous: He won immediately following an Oriole loss 7 times and ended 5 losing streaks of 2 or more games . . . Was 2-0 vs. Detroit, Kansas City, and Oakland . . . Tippy Martinez saved 5 of his wins.

Was 11-2 with a 3.81 era (46 er/108.2 ip) in 18 games (15 starts on the road . . . Finished just 2-5 in 16 appearances (14 starts) at home but had a lower era at 3.34 (34 er/91.2 ip) . . . Has a 14-4 lifetime mark in enemy ballparks.

Post-Season: Storm started game 4 of the ALCS at Comiskey Park and blanked the White Sox on 5 hits thru the 1st 6 innings, walking 2 and fanning 2 . . . With the score 0-0, Tippy Martinez came on in the 7th and shutout Chicago the rest of the way, as the Orioles scored 3 runs in the 10th to capture the A.L. pennant for the 6th time.

Was also the Baltimore starter in game 4 of the world series . . . Allowed 6 hits and 3 runs in 5 innings but received credit for the win as the O's scored twice in the top of the 6th to turn a 2-3 deficit into a 3-2 lead . . . Tippy saved the 5-4 victory.

Youngest: For the 2nd straight year, he was the youngest player in the American League until the rosters expanded in September . . . Made his major league debut in Apr. '82 at 20 years, 4 months of age, the youngest Oriole to appear in a major league game since Mike Adamson (19 yrs., 9 mos.) in July '67.

PREVIOUS CAREER HIGHLIGHTS

1982: Was used as a long reliefer and spot starter in rookie season after being recalled from Rochester for good on May 15 (had made one appearance earlier) . . . Was 5-2 in 8 starts with his best effort being a 6-hit, 7-1 triumph over Milwaukee on Oct. 1[2], his 1st major league complete game . . . Won 5 of last 6 decisions after Aug. 25.

Pro Career: Pitched only 4 games at triple-A level, those coming at Rochester in '82 . . . Finished 2nd in the Southern League in wins (14) and tied for 3rd in starts (28) at Charlotte in '80 . . . Also topped O's in innings (187) and strikeouts (119).

In '80 paced Miami (51-85) in wins (9) and strikeouts (90) . . . In '79, led Bluefield in strikeouts (54 in 58 innings) and starts (10).

Amateur Career: Was 42-3 in 3 seasons at University Christian High School (graduated '79) . . . Struck out 496 batters in 278 innings and had a 0.45 era . . . Earned all-conference, all-region, and team "mvp" honors in all 3 seasons and was all-state as junior and senior . . . Played 1st base when not pitching . . . Also starred in football and basketball. Played Little League baseball.

Nickname: George's nickname, "Storm" originated before he was born . . . While Mrs. Davis was pregnant with George, she was reading a book about a character named Dr. Storm . . . She wanted her son to have the same qualities as the character possessed, thus the nickname.

Personal: His father, George, Sr., now head football and baseball coach at Temple Christian Academy, coached Storm from age 6 thru high school . . . His mother is a radio talk show hostess in Jacksonville.

Is actively involved with the Fellowship of Christian Athletes . . . Competed in the Superstars competition at Key Biscayne in late January . . . He and his wife, Angie (Angeline Leonara Gay) were married Sep. 6, '80.

JOHN RIKARD (RICK) DEMPSEY

Born: Sep. 13, '49; 6'0"; 184; **Bats,** R; **Throws,** R; **Position:** C.



Birthplace/Residence: Born in Fayetteville, Tenn. . . . Grew up in Southern Cal. . . . Now lives in Agoura, Cal.

Contract Status: Signed five year contract in Sep. '78 extending thru '83 season; signed three-year extension (with option for a 4th season) extending thru '86 on Apr. 7, '83.

Tenure: 11 years, 13 days.

Signed Originally with: Minnesota.

YEAR CLUB	AVG.	G	AB	R	H	2B	3B	HR	RBI	BB	SO	SB	CS	HP
1967 Sarasota—1	.206	40	102	9	21	4	3	0	9	7	12	1	2	0
1968 Wisc. Rapids	.229	11	35	12	8	2	0	1	6	1	7	0	0	0
Auburn	.293	73	270	48	79	10	7	7	61	23	39	3	0	1
1969 Wisc. Rapids	.364	50	151	35	55	11	2	6	31	25	12	7	1	1
Minnesota	.500	5	6	1	3	1	0	0	0	1	0	0	0	0
1970 Charlotte	.245	105	351	28	86	20	6	4	42	35	66	4	1	1
Minnesota	.000	5	7	1	0	0	0	0	0	1	0	0	0	0
1971 Charlotte	.243	105	338	39	82	16	2	8	47	42	28	3	1	1
Minnesota	.308	6	13	2	4	1	0	0	0	1	1	0	0	0
1972 Minnesota	.200	25	40	0	8	1	0	0	0	6	8	0	0	0
Tacoma—2	.236	48	161	13	38	6	2	3	18	12	27	2	1	1
1973 Syracuse	.248	122	387	53	96	14	4	6	47	55	43	11	4	1
New York (AL)	.182	6	11	0	2	0	0	0	0	1	3	0	0	0
1974 New York (AL)	.239	43	109	12	26	3	0	2	12	8	7	1	0	0
1975 New York (AL)	.262	71	145	18	38	8	0	1	11	21	15	0	0	0
1976 N.Y. (AL) Balto.—3	.194	80	216	12	42	2	0	0	12	18	21	1	1	2
1977 Baltimore	.226	91	270	27	61	7	4	3	34	34	34	2	3	2
1978 Baltimore	.259	136	441	41	114	25	0	6	32	48	54	7	3	0
1979 Baltimore	.239	124	368	48	88	23	0	6	41	38	37	0	1	0
1980 Baltimore	.262	119	362	51	95	26	3	9	40	36	45	3	1	3
1981 Baltimore	.215	92	251	24	54	10	1	6	15	32	36	0	1	1
1982 Baltimore	.256	125	344	35	88	15	1	5	36	46	37	0	3	0
1983 Baltimore	.231	128	347	33	80	16	2	4	32	40	54	1	1	3
M.L. Totals	.240	1056	2930	305	703	138	11	42	265	331	352	15	14	11

GWRBI: '79-3; '80-2; '81-3; '82-7; '83-1. Total: 16.

1—Selected by Minnesota organization in June '67 free agent draft (12th round, regular phase) . . . Signed on 6/6/67.

2—Acquired by New York Yankees from Minnesota Twins in deal for outfielder Danny Walton on 10/27/72. Assigned to Syracuse.

3—Acquired by Baltimore Orioles from New York Yankees with pitchers Rudy May, Tippy Martinez, Dave Pagan and Scott McGregor (assigned from Syracuse to Rochester) in deal for pitchers Ken Holtzman, Doyle Alexander and Grant Jackson and catcher Elrod Hendricks on 6/15/76 . . . At same time pitcher Jimmy Freeman was assigned outright from Rochester to Syracuse.

League Championship Series Record

YEAR, CLUB, OPP.	AVG.	G	AB	R	H	2B	3B	HR	RBI	BB	SO	SB	CS	HP
1979 Bal. vs. Cal.	.400	3	10	3	4	2	0	0	2	1	0	1	0	0
1983 Bal. vs. Chi.	.167	4	12	1	2	0	0	0	0	1	1	0	0	0
L.C.S. Totals	.273	7	22	4	6	2	0	0	2	2	1	1	0	0

World Series Record

YEAR, CLUB, OPP.	AVG.	G	AB	R	H	2B	3B	HR	RBI	BB	SO	SB	CS	HP
1979 Bal. vs. Pit.	.286	7	21	3	6	2	0	0	0	1	3	0	0	0
1983 Bal. vs. Phi.	.385	5	13	3	5	4	0	1	2	2	2	0	0	0
W.S. Totals	.324	12	34	6	11	6	0	1	2	3	5	0	0	0

Career Highs, Game: (all established with Baltimore) **Runs**—3, three times, the latest June 8, '80 at Cal; **Hits**—4, twice, June 2 and Aug. 15, '78, both at Sea; **Home Runs**—2, Apr. 29, '80 vs. N.Y. at Bal; **RBI**—5, July 16, '80 at Mil; 4, Sep. 9 '79 at Bos.

Hitting Streaks—9, twice, July 1 thru 16, '80 and Aug. 16 thru 27, '81.

1983 SEASON SUMMARY

Rick set a club record for games caught lifetime (862), surpassing Gus Triandos' old standard of 784; led major league catchers in fielding percentage (.997) for the 2nd time in 3 years while committing only 2 errors in 658 chances, and was charged with only one passed ball all year. It was the 6th straight year that he done the majority of the catching for the Orioles.

However, Rick's crowning achievement was his performance during the World Series, an effort which earned him the WS "MVP" Award (a Pontiac Trans Am from *SPORT* Magazine) by unanimous vote after batting .385 (5-for-13) with a record 5 extra base hits (4 2bh + 1 hr) for a 5-game series and throwing out Joe Morgan twice in 3 stolen base attempts (Morgan was the only Phillie to test Rick's arm).

RICK DEMPSEY (Cont.)

Post-Season Details: Had a combined .280 (7-for-25) average in 9 post-season games in '83, (he started all of them) but his lifetime post-season average for 19 games (7 ALCS, 12 WS) is .304 (17-for-56) . . . See his career stats above for details.

In game #1 he threw out Morgan stealing in the 1st inning but was 0-for-2 before leaving for a pinch-hitter . . . In game #2 he picked up the gwrbi in the O's 3-run 5th inning rally with an rbi double off Charlie Hudson (after Lowenstein had tied it at 1-1 with a lead off homer).

In game #3 he contributed a pair of doubles and scored the tying run in the 7th (in a 3-2 victory, Palmer over Carlton), and nailed Morgan again, in the bottom of the 7th. In game #4, Rick was 0-for-1 with an intentional walk before Ken Singleton batted for him in the decisive 6th . . . And, in game #5, he homered off Hudson in the 3rd (after Murray had broken the ice an inning earlier), then doubled and scored the O's 5th and final run in the 5th.

During the ALCS, both Rudy Law and Julio Cruz stole 2 bases . . . Law stole twice in the 2nd game and Cruz swiped a pair in game #4, in both of which the Sox were blanked . . . Rick threw out Tom Paciorek in game #2.

In '79 WS he was credited with 2 caught stealings in 2 attempts, both in game #2 (Bill Madlock and Matt Alexander) . . . After that, only one Pirate tried to run (Madlock in game #4) and Dave Skaggs threw him out . . . In '79 ALCS Rod Carew was the only Angel to run on Rick and Rod didn't make it (game #1).

By Month: **April**-.143 (6-for-42), 15 g . . . **May**-.246 (15-for-61), 21 g . . . **June**-.306 (19-for-62), 22 g . . . **July**-.217 (13-for-60), 22 g . . . **August**-.222 (14-for-63), 22 g . . . **Sep.-Oct.**-.220 (13-for-59), 26 g.

Miscellaneous: Reached an average high of .246 on July 1st . . . Ejected by Vic Voltaggio on July 3rd at Detroit on a called 3rd strike dispute . . .

1983 AND CAREER HIGHLIGHTS

Fielding: Has led majors in fielding twice ('81-.998 with only 1 error in abbreviated season, and '83-.997) . . . Has made only 8 errors in last 3 seasons . . . Played 97 consecutive games without error in '83 over a period of nearly 4½ months (from May 18 thru Sep. 29). Went 57 straight games without error in '81. Was 3rd in A.L. last year in assists (65) behind Bob Boone (83) and Lance Parrish (73). Led A.L. in assists in '79 with 81.

His lifetime fielding percentage is .986 (62 e, 4869 tc, 490 a) in 961 games. With the Orioles in 862 games it is .989 (49 e, 4422 tc, 445 a) . . . His one passed ball in '83 was easily the lowest total among all big league qualifiers (Bruce Benedict, Atlanta, was next lowest with 4).

Eraser Rate: Had a .366 success rate against the stolen base in '83 (30 cs, 52 sb) compared to the league average of .326 (744 cs, 1540 sb).

Has thrown out 249 base-stealers in 581 attempts (see chart below) since joining O's (.429) and has picked off 16 other base-runners in the last 6 years.

Nailed the first 9 base-stealers to run against him in '81 and in spring training that year threw out 10 in a row at one stretch . . . Is only catcher ever to nip Julio Cruz stealing twice in a game Sep. 1, '81 (with Steve Stone pitching).

Threw out 4 Angels in one game May 12, '77 at Anaheim (Bobby Grich, Gil Flores, Jerry Remy and Don Baylor) and has gunned down 3 in a game on 7 occasions (most recently July 8, '83 vs. Seattle, Spike Owen twice, and Dave Henderson) . . . Also threw out 2 base-stealers in a game 4 times in '83.

Year-by-Year Record for O's:

	SB	CS	TC	Pct.		SB	CS	TC	Pct.
1976	23	21	44	.477	1980	47	34	81	.420
1977	28	36	64	.563	1981	30	16	46	.348
1978	61	48	109	.440	1982	42	23	65	.354
1979	49	41	90	.456	1983	52	30	82	.366
					Totals	332	249	581	.429

Vs. Opponents: Batted over .300 against 3 clubs in '83: .353 (6-for-17) vs. Twins; .306 (11-for-36) vs. Yankees and .304 (7-for-23) vs. Tigers . . . Has .309 (63-for-204) career average against Minnesota, the club that signed him originally . . . His home run high vs. a single adversary is 7 (of 42) vs. Boston.

PREVIOUS ORIOLES CAREER HIGHLIGHTS BY YEAR

1982: Hit .304 (48-for-158) after the all-star break and .323 (21-for-65) during the O's stretch run in September-October. Went 2-for-3 in the climactic Oct. 3 tussle. Experimented with switch-hitting in the Fla. Instructional League, spring training and early in the regular season, but gave it up in early May after going 2-for-13 (hits off Dennis Leonard on opening day and Angel Moreno).

1981: Led A.L. catchers in fielding pct. at .998 but compiled his lowest full season average with the O's (.215).

1980: Batted .293 (56-for-192) from July 1 thru end of year (66 games) to wind up at .262, matching his best previous average ('75 with Yankees) . . . Set career highs in hr (9), 2bh (26) and rbi (51).

O's catching combo of Dempsey and Graham contributed 93 rbi (while catching only). It was 2nd highest combined total in club history, behind '73-103 (Earl Williams-65, Andy Etchebarren-23 and Ellie Hendricks-15).

Rick, Graham and Dave Skaggs amassed 90 assists to tie Texas catchers for league lead . . . Played 6 games in outfield and 2 at 1b.

1979: Led A.L. catchers in assists (81) . . . Was batting .278 in mid-June, then tailed off to a final .239.

Rick, Dennis Martinez, Ken Singleton and Earl Weaver accompanied a selected group of major league all-stars on a post-season playing tour of Japan.

1978: Batted .293 from June 23rd to end of year . . . Was hitting only .209 thru June 22, but finished at .259 . . . Had 2 4-hit days at Kingdome . . . Had a 3-for-4 day with a home run on Aug. 30 off Ron Guidry who was 25-3 with a 1.74 era that year.

1977: Became a major league regular for 1st time and caught in 79 of O's 1st 83 games thru July 8 . . . That night he was hit by a Don Gullett pitch which broke a bone in his left index finger . . . Came off the disabled list Aug. 21 (Brooks Robinson went on voluntarily retired list to accomodate his return), but caught in only 12 more games the rest of the way.

1976: After joining O's in mid-June, he shared catching duties with Dave Duncan . . . Played 3 games in outfield . . . Batted .213 (37-for-174) for the O's and .119 (5-for-42) for the Yankees.

YANKEES AND TWINS

Yankees: Spent 1st year in Yankees organization ('73) at Syracuse, but was called up to N.Y. in Sep. . . . In '76, he played 21 games for Yankees including first 4 of season as starting catcher while Thurman Munson recovered from hand injury (but was in lineup as dh).

Twins: Recalled by Twins in Sep. for 3 straight years ('69 thru '71) then started '72 in Minnesota before being assigned to Tacoma (PCL).

Was chosen by Twins in 14th round of June '67 draft and was signed by former Phila. A's pitcher Jesse Flores . . . Was 2 time all-star selection in Southern League while playing for Charlotte, then a Minnesota farm club ('70-'71) . . . Was "mvp" in N.Y.-Penn League in '68.

PERSONAL

Rick's 27-year old brother, Pat, also a catcher, spent 6 years in the A's organization ('77-'82) before signing as a free agent with O's for '83. Pat played at Charlotte & Rochester last year and is on Rochester's '84 roster . . . He was A's #2 pick in January '77 draft . . . Rick's sister, Cherie is a professional golfer.

Rick attended Crespi High School in Encino, CA . . . His father, George T. Dempsey, played in the Broadway production of SONG OF NORWAY after World War II.

Rick is something of a thespian himself . . . Has given his famous "Baseball Soliloquy in Pantomime" twice in Fenway Park during rain delays, and last year did his skit with a Robin Yount theme in Milwaukee.

He and his wife, the former Johanna (Joanni) DeMatteo, were married Feb. 1, '69 . . . They have 2 sons: John (8/18/71) and Christian Matthew (3/1/78) . . . The Dempseys own homes in Agoura, CA and Timonium, MD and split the off-season between the two locales.

Rick competed in the Superstars competition in Florida in Jan. '82.

KENNETH (KENNY) JOHN DIXON

Born: Oct. 17, '60; 5'11"; 166; Bats, R-L; Throws, R; Position: P.



Birthplace/Residence: Born, raised and still lives in Monroe, Virginia, south of Lynchburg .

Contract Status: Signed thru '84.

Tenure: None.

Signed Originally with: Baltimore.

YEAR CLUB	W-L	ERA	G	GS	CG	SHO	SV	IP	H	R	ER	BB	SO
1980 Bluefield—1	4- 5	4.62	13	13	3	1	0	78	69	46	40	*48	62
1981 Miami	1- 8	4.35	11	11	3	0	0	60	57	41	29	42	40
Bluefield	2- 1	6.00	3	3	1	0	0	18	23	12	12	11	22
Hagerstown	3- 5	2.91	9	9	5	1	0	65	44	25	21	30	73
1982 Hagerstown	7- 8	4.61	15	15	5	2	0	97.2	97	59	50	50	71
Charlotte	3- 8	4.58	13	12	3	1	0	76.2	72	44	39	42	61
1983 Charlotte	8- 7	3.95	20	20	6	2	0	130	123	64	57	70	73
Rochester	3- 6	4.48	11	11	1	0	0	64.1	65	41	32	23	34
Pro. Totals	31-48	4.27	95	94	27	7	0	590	550	332	280	316	436

* Led league

1—Selected by Baltimore organization in June '80 free agent draft (3rd round, regular phase) . . . Signed by Dick Bowie on 6/5/80.

Pitches: Fastball, curve, slider, change-up.

Pro Career: Has played for at least 2 clubs in each of last 3 seasons . . . Has averaged 5 walks and 7 strikeouts per 9 innings throughout 4 year career . . . Possesses excellent running speed.

'83 Season: Ken's combined stats at Charlotte/Rochester were: w-11, l-13, era-4.13, ip-194, h-188, er-89, bb-96, so-107, gs-31, cg-7.

Won 5 straight in 6 starts for Charlotte from May 8 thru June 1, including 2 straight shutouts and was 7-3 at that point. He then dropped 4 of his last 5 decisions with Charlotte and wound up going 4-10 the rest of the year.

Won his 1st 2 starts for Rochester, after being assigned there in early July. Both wins were at the expense of the Richmond Braves . . . Had a good year against Yankee farm clubs . . . Was 3-0 with a 1.37 era (26.1 ip, 4 er) against Nashville (2-0) and Columbus (1-0) . . . Was used primarily in relief in Florida Instructional League.

Amateur Background: Earned all-Virginia honors in 3 sports at Amherst County High (graduated '80)—baseball, basketball and football . . . Senior year he gained 1585 yards rushing and captained both the football and basketball teams.

Had a 35-6 career record . . . Pitched and won the state championship title games both junior and senior years . . . Played outfield or shortstop when not pitching . . . Credits much of his high school success to coach Jim Procopio . . . Was offered a football scholarship to Virginia Tech.

Played in Little League, Babe Ruth and American Legion programs.

Personal: Has 6 brothers . . . Hobbies: writing, playing basketball and drums . . . Single.

JAMES (JIM) EDWARD DWYER

Born: Jan. 3, '50; 5'10"; 175; Bats, L; Throws, L; Position: OF-1B.



Birthplace/Residence: Born in Evergreen Park, Ill. . . . Raised in nearby Chicago . . . Now lives in Tinley Park, Ill. (southwest of Chicago).

Contract Status: Signed two-year contract extending thru '85 season on 1/20/84.

Tenure: Nine years, 15 days.

Signed Originally with: St. Louis.

YEAR CLUB	AVG.	G	AB	R	H	2B	3B	HR	RBI	BB	SO	SB	CS	HP
1971 Cedar Rapids—1	.313	58	201	30	63	6	6	2	15	28	20	3	3	1
1972 Modesto	.325	92	354	87	115	15	*13	9	45	57	53	21	5	6
Arkansas	.253	44	162	16	41	1	0	2	14	16	23	4	5	0
1973 Tulsa	*.387	87	349	63	135	22	8	1	40	52	53	7	2	4
St. Louis	.193	28	57	7	11	1	1	0	0	1	5	0	0	0
1974 Tulsa	.336	36	119	20	40	7	2	1	15	29	10	1	1	0
St. Louis	.279	74	86	13	24	1	0	2	11	11	16	0	0	1
1975 Tulsa	.404	33	109	17	44	8	2	1	17	16	15	1	5	1
St. L.-Mtl.—2	.272	81	206	26	56	8	1	3	21	27	36	4	1	0
1976 Mtl.-N.Y. (NL)—3	.181	61	105	9	19	3	1	0	5	13	11	0	0	0
Tidewater—4	.192	8	26	0	5	1	0	0	1	4	4	0	0	0
1977 Wichita—5	*.332	130	464	*113	*154	*38	12	18	70	108	40	28	13	6
St. Louis	.226	13	31	3	7	1	0	0	2	4	5	0	0	2
1978 St. L.-S.F.—6-7	.223	107	238	30	53	12	2	6	26	37	32	7	0	1
1979 Boston	.265	76	113	19	30	7	0	2	14	17	9	3	1	1
1980 Boston—8	.285	93	260	41	74	11	1	9	38	28	23	3	2	2
1981 Baltimore	.224	68	134	16	30	0	1	3	10	20	19	0	2	0
1982 Baltimore	.304	71	148	28	45	4	3	6	15	27	24	2	0	0
1983 Baltimore	.286	100	196	37	56	17	1	8	38	31	29	1	1	0
A.L. Totals	.276	1408	815	141	235	39	6	28	115	123	104	9	6	0
N.L. Totals	.235	364	723	88	170	26	5	11	65	93	105	11	1	4
M.L. Totals	.257	772	574	229	405	65	11	39	180	216	209	20	7	4

* Led league.
GWRBI: '79-4; '80-7; '81-2; '82-2; '83-6. Total: 21.

1—Selected by St. Louis organization in June '71 free agent draft (11th round, regular phase) . . . Signed on 6/8/71.

2—Acquired by Montreal Expos from St. Louis Cardinals in deal for infielder Larry Lintz on 7/25/75.

3—Acquired by New York Mets with outfielder Pepe Mangual in deal for outfielder Del Unser and infielder Wayne Garrett on 7/21/76.

4—In three-club deal, Chicago Cubs traded outfielder-first baseman Pete LaCock to Kansas City Royals; the New York Mets sent outfielder Jim Dwyer from Tidewater to Wichita (Cubs' affiliate); and Mets received a player to be named later on 12/8/76 . . . Royals sent outfielder Sheldon Mallory to Tidewater to complete deal on 12/13/76.

5—Released by Chicago Cubs on 9/7/77 . . . Signed by St. Louis Cardinals as a free agent on 9/13/77.

6—Acquired by San Francisco Giants from St. Louis Cardinals on 6/15/78, completing deal in which Cardinals acquired pitcher Frank Riccelli on 10/25/77.

7—Acquired by Boston Red Sox from San Francisco Giants for a player to be named later on 3/15/79 . . . Deal settled with cash on 1/15/80.

8—Played out option with Boston Red Sox and signed three-year contract (re-entry system) with Baltimore on 12/23/80.

League Championship Series Record

YEAR CLUB, OPP.	AVG.	G	AB	R	H	2B	3B	HR	RBI	BB	SO	SB	CS	HP
1983 Bal. vs. Chi.	.250	2	4	1	1	1	0	0	0	1	0	0	0	0

World Series Record

YEAR, CLUB, OPP.	AVG.	G	AB	R	H	2B	3B	HR	RBI	BB	SO	SB	CS	HP
1983 Bal. vs. Phi.	.375	2	8	3	3	1	0	1	1	0	0	0	0	0

Career Highs, Game: Runs—3, three times (all Bos.), the latest Sep. 8, '80 at Cle; **Hits**—4, July 17, '83 vs. Cal. at Bal; 3, 18 times (8 Bos, 3 Mtl., 1 St. L., 6 Bal.), the latest July 18, '83 at Sea; Home Runs—2, twice, May 21, '80 at Tor. and Sep. 8, '80 at Cle; **RBI**—4, twice, May 21, '80 at Tor. and July 17, '83 vs. Cal. at Bal; 3 five times (1 Bos., 4 Bal.), the latest Sep. 25, '83 at Mil.

Hitting Streaks: 13—Sep. 21, '82 thru Apr. 20, '83; 8—July 22 thru Aug. 5, '83.

THE 1983 SEASON

Jim saw his most action in 3 years with the Orioles, starting 36 games in right field, one in left field, and 3 at 1st base . . . Also batted .294 (5-for-17) with a homer and 4 rbi as a designated hitter and was the club's busiest pinch-hitter, hitting .242 (8-for-33) with a home run and 9 rbi in 41 appearances.

Set career highs for doubles (17) and walks (31) while matching his best for rbi (38) . . . His 8 homers was the 2nd best total to his 9 in '80.

Batting: He hit .257 (18-for-70) with 4 homers and 7 rbi in 43 games before the all-star break and .302 (38-for-126) with 4 homers and 31 rbi in 57 2nd half contests.

Hit safely in his 1st 6 games of the season, extending his batting streak over 2 seasons (inc. last 7 games of '82) to a career high 13 games . . . Batted .439 (18-for-41) in that period.

Struggled at the plate over the next 2½ months (Apr. 21 thru July 1), hitting .205 (9-for-44) in 32 games to drop his average from .333 to .246.

Batting Surge: At that point, went on one of the hottest hitting tears by an Oriole all season . . . In a 19-game span from July 2 thru Aug. 5, batted .488 (21-for-43) with 9 doubles, 1 triple, 3 homers and 19 rbi to improve his average to .343 . . . Had his 1st major league 4-hit game vs. California on July 17, going 4-for-5 with 3 doubles ('83 team high) and 4rbi . . . Drove in 9 runs over 3 games, July 17 thru 19.

Went into another slump, hitting just .147 (10-for-68) in 31 games between Aug. 6 and Sep. 22 to drop from .343 to .273 . . . Batted .400 (8-for-20) with 7 rbi in last 9 games of season.

1984p120-121

JIM DWYER (Cont.)

At Memorial Stadium: Hit .330 (34-for-103) with 3 homers and 21 rbi at home but just .237 (22-fo-93) with 5 homers and 17 rbi on the road . . . In the last 2 seasons, has a .333 (54-for-162) batting mark at Memorial Stadium.

Pinch-Hitting: Placed among the A.L. pinch-hit leaders in appearances (2nd, 41), doubles (2nd, 4), and rbi (tied for 3rd, 9) . . . Hit pinch homer on May 20 off Toronto's Randy Moffitt.

Odds and Ends: Hit .370 (17-for-46) with 29 rbi with runners in scoring position, the 2nd best average on the club . . . Stroked game-winning 3-run homer at Milwaukee on Sep. 25 to clinch A.L. Eastern Division title for the O's . . . Made an outstanding catch to rob Boston's Chico Walker of an 8th inning home run on Sep. 6.

Has a .347 (35-for-101) career average with 7 of his 28 A.L. homers against Toronto.

Post-Season: In the ALCS, was 0-for-1 as a pinch-hitter in game 1 and 1-for-3 with a double as a starter in right in game 3 . . . Scored the O's 1st run in that 11-1 win.

Started in right in games 1 and 4 of the world series . . . Became the 18th player in world series history to homer in his 1st WS plate appearance when he took John Denny deep in the 1st inning of game one . . . Was 2-for-5 with a double and 2 runs scored in game 4.

PREVIOUS CAREER HIGHLIGHTS

1982: Hit .300 for the 1st time in his career (.304) while compiling a .411 on-base percentage . . . Hit .383 (18-for-47) in his last 15 games of the year, including .550 (11-for-20) in the last 7.

Reached base safely a club record 13 consecutive times on 8 hits (7 singles & a double) and 5 walks from final at bat on Sep. 29 thru final at bat on Oct. 2 . . . Fell 3 shy of Ted Williams' major league mark of 16 in Sep. '57 (2 singles, 4 hr, 9 bb, 1 hp).

1981: Batted .271 (23-for-85) in the 1st half but just .143 (7-for-49) after play resumed in August . . . Gave Dennis Martinez a 1-0 win with "sudden death" homer in bottom of 9th off Detroit's Dan Petry, Sep. 23.

Red Sox: Set career highs in '80 in at bats (260), runs (41), hits (74), homers (9), and rbi (38) despite missing 27 games with injuries . . . Batted .538 (21-for-38) as a dh that year.

In '79 joined Boston in spring training and went on to be Red Sox' top pinch-hitter at .318 (7-for-12) with 5 rbi.

National League: Logged all or parts of 6 seasons in N.L. from '73 thru '78 with St. Louis, Montreal, New York, and San Francisco . . . Also did time in Cubs' organization but did not appear in a big league game for them.

'78, St.L.-S.F.: Started season with Cardinals but was traded to Giants June 15 after batting .215 in 34 games . . . Hit .225 with Giants in 73 games with 5 gwrbi, 7 steals in 7 tries and 7 outfield assists.

'77, Chi.-St.L.: Acquired by Cubs in Dec. '76 and went to spring training as non-roster player . . . Spent entire season at Wichita (American Assoc.), won batting title (.332) and led circuit in runs (113), hits 154 and doubles (38) . . .

Despite that effort, Cubs released him in Sep. and he signed with St. Louis where he appeared in 13 games in the final month of the year.

'76, Mtl.-N.Y. Mets: Began year with Expos, but hit only .185 in 50 games and was traded to Mets July 21 . . . He was optioned to Tidewater Aug. 27, but recalled Sep. 6.

'75, St.L.-Mtl.: Hit .194 in 31 games for Cardinals before being optioned to Tulsa (American Assoc.) in mid-June . . . Was traded to Montreal July 25 and played in 60 of Expos' final 69 games, batting .286 with 3 homers and 20 rbi . . . Batted .478 for Expos during week of July 28 thru Aug. 3 to earn N.L. "player of the week" honors.

'73-'74, St.L.: Made major league debut with Cardinals June 10, '73 at Atlanta . . . His 1st hit was off Jack Billingham on June 13 . . . Returned to minors in late July.

Started '74 with Cards, was optioned to Tulsa in late April and called up again June 21 . . . Had 3 game winning hits as pinch-hitter that year.

Minors: Was signed for Cardinals by Fred McAlister . . . Had a career minor league average of .335 (597-for-1784) in 488 games including a .354 (378-for-1067) mark in 294 games at AAA level . . . Twice won batting crown in American Association: '73-.387, '77-.332 . . . Led California League in triples (13) in '72.

Amateur Background: Played 3 seasons at Southern Illinois University in Carbondale . . . Earned all-American and NCAA District-4 all-star honors in '70 and was SIU's "mvp" in '71 when he set school records for hits, doubles and triples . . . He and Duane Kuiper were teammates on the '71 club that went to College World Series finals.

Lettered in baseball at St. Lawrence of Tolentine High in Oaklawn, Ill. (graduated '68) . . . Selected as all-star in baseball '67 & '68 and basketball in '68.

Personal: Received degree in accounting from SIU in '73 . . . Is nephew of former Giants' minor league player Don Dwyer . . . Hobbies: golf and listening to music.

He and his wife, the former Carol Ann Norton, were married Feb. 18, '72, and are parents of 2 sons: Ryan (10/19/75) and Everett (4/24/80).

MICHAEL (MIKE) KENDALL FLANAGAN

Born: Dec. 16, '51; 6'0"; 195; Bats, L; Throws, L; Position: P.



Birthplace/Residence: Born and raised in Manchester, N.H. . . . Now lives in Cockeysville, Baltimore County and Amherst, N.H.

Contract Status: Signed five-year contract (with option for a 6th year) extending thru '86 season on Feb. 19, '82.

Tenure: Seven years, 170 days.

Signed Originally with: Baltimore.

YEAR CLUB	W-L	ERA	G	GS	CG	SHO	SV	IP	H	R	ER	BB	SO
1973 Miami—1	4- 1	2.21	11	10	2	1	0	61	39	21	15	25	61
1974 Miami	6- 6	2.10	14	14	6	1	0	103	67	32	24	48	119
Asheville	6- 4	1.82	11	11	7	•3	0	84	61	19	17	18	62
1975 Rochester	13- 4	2.50	27	25	11	4	0	173	155	58	48	56	135
Baltimore	0- 1	2.70	2	1	0	0	0	10	9	4	3	6	7
1976 Rochester	6- 1	2.12	7	7	6	1	0	51	40	16	12	14	24
Baltimore	3- 5	4.13	20	10	4	0	0	85	83	41	39	33	56
1977 Baltimore	15-10	3.64	36	33	15	2	1	235	235	100	95	70	149
1978 Baltimore	19-15	4.04	40	40	•17	2	0	281	271	128	126	87	167
1979 Baltimore	*23- 9	3.08	39	38	16	•5	0	266	245	107	91	70	190
1980 Baltimore	16-13	4.12	37	37	12	2	0	251	*278	121	115	71	128
1981 Baltimore	9- 6	4.19	20	20	3	2	0	116	108	55	54	37	72
1982 Baltimore	15-11	3.97	36	35	11	1	0	236	233	110	104	76	103
1983 Baltimore	12- 4	3.30	20	20	3	1	0	125.1	135	53	46	31	50
M.L. Totals	112-74	3.77	250	234	81	15	1	1605	1597	719	673	481	922

* Led league • Tied for league lead

1—Selected by Baltimore organization in June '73 free agent draft (7th round, regular phase) . . . Signed on 6/13/73.

League Championship Series Record

YEAR CLUB, OPP.	W-L	ERA	G	GS	CG	SHO	SV	IP	H	R	ER	BB	SO
1979 Bal. vs. Cal.	1- 0	5.14	1	1	0	0	0	7	6	6	4	1	2
1983 Bal. vs. Chi.	1- 0	1.80	1	1	0	0	0	5	5	1	1	0	1
L.C.S Totals	2- 0	3.75	2	2	0	0	0	12	11	7	5	1	3

World Series Record

YEAR CLUB, OPP.	W-L	ERA	G	GS	CG	SHO	SV	IP	H	R	ER	BB	SO
1979 Bal. vs. Pit.	1- 1	3.00	3	2	1	0	0	15	18	7	5	2	13
1983 Bal. vs. Phi.	0- 0	4.50	1	1	0	0	0	4	6	2	2	1	1
W.S. Totals	1- 1	3.32	4	3	1	0	0	19	24	9	7	3	14

All Star Game Record

YEAR CLUB SITE	W-L	ERA	G	GS	CG	SHO	SV	IP	H	R	ER	BB	SO
1978 A.L. S.D.	(selected, did not appear)												

Low Hitters: **Two-Hitter**—1, May 23, '78 vs. Det. at Bal; **Three-Hitters**—9, the latest Apr. 17, '83 vs. Cle. at Bal; **Four-Hitters**—6, the latest Apr. 25, '81 vs. Bos. at Bal.

Strikeout Highs: 13—twice, Sep. 27, '77 vs. Det. at Bal. and June 30, '78 vs. Bos. at Bal; 12—Aug. 15, '79 vs.Chi. at Bal. (12 inn.).

Winning Streaks: 8—Aug. 9 thru Sep. 13, '79; 7—Aug. 17 thru Sep. 19, '82; 6—four times, the latest Apr. 6 thru May 11, '83 (1st 6 decisions of season).

1984p122-123

MIKE FLANAGAN (Cont.)

1983 SEASON SUMMARY

Fast Start: Mike jumped off to his best start ever, going 6-0 in his first 8 starts with a 2.73 era (16 er, 52.2 ip) . . . It was the fastest beginning by an Oriole since Dave McNally went 15-0 to open the '69 season.

Included in that stretch were 3 complete games including a 1-0, shutout vs. Gaylord Perry (Seattle) for win #6 on May 11.

Injury: On May 17 (1st gm) vs. Chicago Mike sustained ligament damage to his left knee in the 1st inning while trying to field a ground ball by Tony Bernazard. He apparently twisted the knee after catching his spikes on the mound.

Though he did not require surgery, the knee was placed in an immobilizer for several weeks before he began a strenuous therapy and rehabilitation program. When he returned to action 11½ weeks later, Mike wore a flexible, but cumbersome brace for the rest of the season.

Return: Re-activated on Aug. 7, Mike lost his first 2 starts, both to the White Sox' Lamarr Hoyt (Aug. 7 & 12), before beating Texas on Aug. 17 . . . That was his 1st victory in 14 weeks (since May 11).

From Aug. 28 thru Sep. 17, he reeled off 5 straight wins in 5 starts and was 6-1 during the O's stretch run from Aug. 13 thru Sep. 25 during which the Birds were 34-10.

By Month: April: 3-0, 5 gs, 3.41 . . . **May:** 3-0, 4 gs, 1.88 . . . **June & July:** did not pitch . . . **August:** 2-3, 5 gs, 4.76 . . . **Sep.-Oct.:** 4-1, 6 gs, 3.07.

1-0 Games: Had never been involved in a 1-0 game until '83 when he picked up 2 1-0 victories: vs. Seattle at Baltimore (Perry) on May 11 and Sep. 2 at Minnesota (Viola) with 9th inning help from Tim Stoddard . . . That was the 1st 1-0 game in HHH Metrodome's 2-year history.

Vs. Chicago: Mike had a tough year against the Sox until the ALCS . . . He was 0-2 in 4 starts vs. Chicago with a 7.11 era and, of course, suffered his knee injury while pitching against them. However, he did earn a measure of revenge with his 11-1 win in game #3 of the ALCS at Chicago though he went only 5 innings (see "ALCS Review", page 68).

Miscellaneous: Was 8-3 at home (3.50 era) and 4-1 on the road (3.02 era) . . . Over a 5 game stretch between Aug. 17 & Sep. 7, Mike faced able success against base-stealers . . . Fifty-nine (59) have been nailed

1983 & CAREER HIGHLIGHTS

Winning: During his 7 years as a regular in the O's rotation, Mike has gone 141-77 (.638), compared to the O's 640-432 (.597) record in that period.

Last 6 Years: Over the past 6 years Mike has started more games than any other in the A.L. (190), followed by Tommy John (189, incl. '78 with Dodgers), Larry Gura (186), Dennis Eckersley (182) and Ron Guidry (179).

He ranks tied for 2nd with Tommy John in wins (94) in that period behind Guidry (106), one ahead of Scott McGregor . . . In innings over that span, Mike is 4th (1275) behind Gura (1359.1), Guidry (1329.1) and McGregor (1306) and ahead of Dennis Eckersley (1267).

Last 7 Years: Over the past 7 campaigns, starting '77, Mike leads in starts (223) ahead of Eckersley (215) and Guidry and Dennis Leonard (204 each) . . . In innings he's 3rd with 1510 behind Guidry (1540) and Eckersley (1514) and ahead of Gura (1466).

In victories with 109, Mike trails only Guidry (122) and John (114, incl. '77 & '78 in N.L.) . . . Next in the ranking is Dennis Leonard (104).

Pick Offs/Caught Stealing: He picked off 3 runners in '83 and now has a career total of 47 pick offs (including those scored as "caught stealing") . . . Since becoming a regular in '77, Mike has had considerable success against base-stealers . . . Fifty-nine (59) have been nailed and only 52 have made it, an efficiency pct. of .532.

O's All-Time List: Ranks 4th on the O's list in wins (112) behind Jim Palmer (268), Dave McNally (181) and Mike Cuellar (143) . . . Is 5th in strikeouts (922), innings (1605) and losses (74) . . . See page 7 for more details.

'83 CS/WS: Made 2 post-season starts and was 1-0 . . . He worked a total of 9 innings, allowing 11 hits and 3 earned runs (2.70). Went 5 innings vs. Richard Dotson in ALCS #3 and earned an 11-1 win (see "ALCS Review" page 68).

Also started against Steve Carlton in WS #3, but left after 4 innings, trailing 2-0. Palmer ultimately picked up the 3-2 win in a game featuring 3 Cy Young winners.

'79 ALCS/WS: Started ALCS #2 and, after yielding a 1st inning homer to Don Ford, became beneficiary of 9-1 lead after 3 innings . . . Came out in the 8th in favor of Don Stanhouse after failing to retire 1st 3 batters and got the win, 9-8, though Angels had bases loaded when game ended.

In the WS vs. Pirates, Mike won the opener, 5-4, after being staked to a 5-0 lead in the 1st . . . Lost game #5 at Pittsburgh. He was down only by 2-1 when he left in 6th for pinch-hitter, but Bucs went on to win 7-1 . . . Was one of 5 reliefers to work in the 9th inning of game #7.

Cy Young/Other Awards: After his 23-9 season in '79, he was landslide winner of BBWAA award, capturing 26 1sts and 2 2nds among 28 ballots cast for a total of 136 points (5-3-1) . . . He was only one named on all ballots and was well ahead of Yankee lefties Tommy John (1 1st, 51 points) and Ron Guidry (1 1st, 26 points).

That was one of 6 Cy Youngs won by O's in 12 year period from '69 thru '80 . . . See list under "Awards" on page 19.

Mike was also named A.L. "pitcher of the year" by TSN and was named the top southpaw on TSN, AP & UPI All-Star Teams . . . Was 6th (highest ranking pitcher) in MVP vote, and was named "graduate of the year" by both Junior American Legion and Babe Ruth programs. He also received the Clark Griffith Memorial Award for outstanding achievement by the Washington Touchdown Club.

Vs. Opponents: Mike was 2-0 against **Minnesota** and has now won 14 straight from the Twins since losing his first 2 career decisions to them, the latter on May 29, '77 . . . Has won his last 3 decisions vs. **New York** . . . Prior to the current string, he lost 5 in a row and before that won 5 straight . . . Lifetime, he's 9-7 . . .

He was 2-0 against **Oakland** and preserved his perfect record at the Coliseum where he is 9-0 lifetime (1-0 in '83) . . . Overall, he's 14-4 lifetime against the A's.

His 15 career wins vs. **Toronto** (vs. 5 losses) is a personal high against one opponent, and also represents the most wins by any pitcher against the 7-year old Jays . . . Mike was 0-1 against them in '83 and that defeat snapped a spotless record at Memorial Stadium where he is now 10-1 lifetime vs. Toronto.

Previous Injuries: His string of 157 straight starts without missing a turn ended late in '81 when he tore a muscle in his left forearm Aug. 23 . . . He didn't pitch again for 26 days . . . Prior to that he hadn't missed an assignment since June '77—more than 4 years, but had begun feeling stiffness as early as May 14 that year.

In '80 though he missed no time, Mike's effectiveness was diminished by a pain that developed in his shoulder June 27th.

After the '80 season his trouble was diagnosed as "tired arm" by both Dr. B. Stanley Cohen of Baltimore and Dr. Arthur Pappas, the Red Sox physician. They prescribed a continuing physical therapy and weight program.

In '78, Mike was plagued throughout the 2nd half with a persistent case of tendinitis in the left ankle, a malady that severely hampered his efficiency.

Near No-Hitter-'78: Mike is one of 7 Baltimore pitchers over the past 30 years deprived of a no-hitter in the 9th inning (Storm Davis became the 7th in '83). On Sep. 26, '78 in Baltimore he had two down in the 9th when Cleveland's Gary Alexander homered into the low rows of the right field seats to spoil the no-hitter . . . He then gave up singles to Alfredo Griffin and Duane Kuiper, and Don Stanhouse came on to preserve the win.

The other victims: Bob Turley-'54, Don Ferrarese-'56, Dave McNally and Mike Cuellar-both '69, Jim Palmer-'73, and Storm Davis-'83.

Singleton Home Runs: See Singleton's biography on page 180.

ORIOLES CAREER HIGHLIGHTS BY YEAR

1982: Was only 8-10 on Aug. 13, but won 7 of his last 8 decisions, including 7 in a row (from Aug. 17 thru Sep. 19) . . . His final win of the year, on Sep. 19 vs. Cleveland, was his 100th career victory.

1981-82: Both seasons were marred by arm trouble (see "Injuries" above). His combined figures for those 2 seasons which followed his Cy Young year were 25-19 and a 4.14 era . . . Despite his problems in '80 he was 12-8 as late as Aug. 6, and he tied for 2nd with Steve Stone in starts (37) behind Dennis Leonard (38).

MIKE FLANAGAN (Cont.)

1979: Won the Cy Young award after leading majors with 23 wins and tying for most shutouts (5) with 5 others. Was 10-6 with a 4.05 era on July 7, then went 13-3 in his last 18 starts with a 2.22 era and 10 complete games . . . From Aug. 8 thru Sep. 13 he won 8 in a row in 9 starts. Credited much of his success to the development of a change-up taught to him by Scott McGregor.

1978: Was 11-4 thru June 22 and had gone 24-6 since the previous June 27, but was hampered by tendinitis in left ankle during the 2nd half and went just 8-11 the rest of the way. Lost his bid for a 20 win season on the last day of the campaign when he lost to the Tigers.

Had distinction of being one of only 3 pitchers to beat Yankees Guidry (25-3) along with fellow lefties and "Mikes" Willis (Tor.) and Caldwell (Mil.). Was on A.L. All-Star staff but did not pitch in the game at San Diego.

1977: Started the season 2-8, but from June 27 to the end, he won 13 of 15, including his last 6 in a row.

1975-76: Made big league debut on Sep. 5, '75 at home vs. Yankees with no decision, then started for the first time on Sep. 28 at Yankee Stadium, losing that final game of the season 3-2 to Gura.

Started '76 with O's but was 0-3 in 10 appearances when he returned to Rochester July 2 . . . Came back to Baltimore Aug. 11 after going 6-1 for Red Wings, but dropped his 1st decision . . . Was 0-5 lifetime when he broke into win column with 6-hit 7-1 victory over Royals Sep. 1, '76.

MINOR LEAGUE CAREER/AMATEUR BACKGROUND

Minors: Was 35-16 in 3+ minor league seasons and 19-5 in a year and a half at Rochester . . . Was selected as International League's top lefty in '75.

Signing: Was Baltimore's 7th pick in June '73 draft . . . Would undoubtedly have been chosen earlier except for elbow problems that developed originally in high school. Was signed by John Stokoe who was convinced his arm was sound again.

Was drafted earlier by Houston ('71) but opted to go to the U. of Massachusetts (at Amherst).

College: Was 12-1 in 2 years at U. of Mass., and led Yankee Conference in wins (9), strikeouts (89) and era (1.72) as a sophomore . . . That year ('73) in one game he hit 3 homers, fanned 15 and pitched a 1-hitter against U. of Maine in a regional tournament . . . Played the outfield when not pitching.

Was a starting guard on U. of Mass. freshman basketball team that went 18-1. Once played against Julius Erving in a frosh-varsity scrimmage.

High School/Other: Played 4 years of baseball and basketball at Memorial High in Manchester (graduated '71) . . . The school won 2 state titles in each sport while he was there . . . Once struck out 31 batters in an extra inning game . . . Holds New Hampshire schoolboy record for most points in a state tournament championship game (44) and was picked as one of New Hampshire's 5 best high school basketball players in the 70s.

His prospects took a downward turn in summer of '70 when he came out of an American Legion Junior World Series game at Klamath Falls, Oregon with a sore elbow . . . Didn't pitch his senior year, but resumed mound career in Cape Cod (summer) League and at U. of Mass.

Once pitched in Fairbanks, Alaska during a Babe Ruth League tournament.

Personal: Mike's father, Edward, was a pitcher (late 40s, early 50s) in the Red Sox system, and his grandfather, Edward, Sr., signed a pro contract in 1913 . . . Hobbies: hunting and fishing.

He and his wife, the former Kathy Walsh, were married Jan. 14, '77 . . . Kelly is also from Manchester, but didn't know Mike when they were growing up . . . They own homes in Cockeysville (Baltimore County), and Amherst, N.H. (near Manchester).

On July 9th, '82, Kathy gave birth to their 1st child—8 lb., 8 oz. Kerry Ellen—who became the first "in vitro fertilization" baby born in America thru normal delivery.

Before and during her in vitro pregnancy, Kathy was attended by Drs. Howard and Georgeanna Jones of the Eastern Virginia Medical School in Norfolk. The Joneses have developed an international reputation over more than 40 years of practicing, teaching and conducting gynecological research. Much of that time they spent at The Johns Hopkins Hospital.

DARNELL (DAN) GLENN FORD

Born: May 19, '52; 6'1"; 185; Bats, R; Throws, R; Position: OF.



Birthplace/Residence: Born and raised in Los Angeles, Cal. . . . Now lives in Anaheim, Cal.

Contract Status: Signed three-year contract extending thru '86 season on Jan. 20, '84.

Tenure: Nine years.

Signed Originally with: Oakland.

YEAR CLUB	AVG.	G	AB	R	H	2B	3B	HR	RBI	BB	SO	SB	CS	HP
1971 Burlington, IA—1	.267	107	397	75	106	21	4	14	80	48	85	12	6	12
1972 Burlington, IA	.354	72	246	55	87	15	4	18	61	36	45	9	4	5
1973 Tucson	.292	128	465	80	136	21	12	14	70	56	105	16	5	6
1974 Tucson—2	.273	115	428	62	117	11	9	12	65	46	82	16	6	3
1975 Minnesota	.280	130	440	72	123	21	1	15	59	30	79	6	7	5
1976 Minnesota	.267	145	514	87	137	24	7	20	86	36	118	17	6	10
1977 Minnesota	.267	144	453	66	121	25	7	11	60	41	79	6	4	10
1978 Minnesota—3	.274	151	592	78	162	36	10	11	82	48	88	7	7	5
1979 California	.290	142	569	100	165	26	5	21	101	40	86	8	5	3
1980 California	.279	65	226	22	63	11	0	7	26	19	45	0	1	2
1981 California—4	.277	97	375	53	104	14	1	15	48	23	71	2	2	5
1982 Baltimore	.235	123	421	46	99	21	3	10	43	23	71	5	2	4
1983 Baltimore—5	.280	103	407	63	114	30	4	9	55	29	55	9	2	3
M.L. Totals	.272	1100	3997	587	1088	208	38	119	560	289	692	60	36	47

GWRBI: '80-0; '81-4; '82-4; '83-10. Total: 18.

1—Selected by Oakland organization in June '70 free agent draft (1st round, regular phase)

2—Acquired by Minnesota from Oakland on 10/23/74 along with pitcher Dennis Myers in deal for 1st baseman Pat Bourque.

3—Acquired by California from Minnesota on 12/4/78 in deal for 1st baseman Ron Jackson and catcher Danny Goodwin.

4—Acquired by Baltimore from California on 2/1/82 in deal for 3rd baseman Doug DeCinces and pitcher Jeff Schneider.

5—Re-signed with Baltimore on 1/20/84 after going thru re-entry draft.

League Championship Series Record

YEAR, CLUB, OPP.	AVG.	G	AB	R	H	2B	3B	HR	RBI	BB	SO	SB	CS	HP
1979 Cal. vs. Bal.	.294	4	17	2	5	1	0	2	4	0	0	0	0	0
1983 Bal. vs. Chi.	.200	2	5	0	1	1	0	0	0	0	1	0	0	0
L.C.S. Totals	.273	6	22	2	6	2	0	2	4	0	1	0	0	0

World Series Record

YEAR, CLUB, OPP.	AVG.	G	AB	R	H	2B	3B	HR	RBI	BB	SO	SB	CS	HP
1983 Bal. vs. Phi.	.167	5	12	1	2	0	0	1	1	1	5	0	0	0

Career Highs, Game: Runs—4, July 1, '75 vs. Cal. at Min.; **Hits**—5, Aug. 10, '79: vs. Sea. at Cal.; 4, nine times (2 Min., 4 Cal.; 3 Bal.), the latest July 20, '83 at Sea. **Home Runs**—3, July 20, '83 at Sea. (ties club record), 2, six times (4 Min., 2 Cal.), the latest July 1, '79 at K.C.; **RBI**—6, May 15, '76 at Cal.; 5, three times (1 Min., 2 Cal.), the latest Aug. 21, '81 vs. Cle. at Cal.; 4, 11 times (5 Min., 5 Cal., 1 Bal.), the latest June 14, '82 vs. Mil. at Bal.

Hitting Streaks—16, Aug. 14 thru Sep. 4, '80; 15, June 4 thru 22, '78; 14, Aug. 26 thru Sep. 15, '75.

1983 SEASON SUMMARY

Dan rebounded from a disappointing '82 to hit .280, his 2nd highest average in the big leagues . . . He led the O's in batting with runners in scoring position-.386 (32-for-83), was 2nd with Eddie Murray in doubles (30) behind Cal Ripken (47), ranked 3rd in steals (9) and with 10 gwrbi trailed only Murray and Ripken who had 17 apiece.

He started 100 games (in rf), but missed a total of 32 out of 39 O's games in June and July because of a knee injury.

Fast Start: Went 13-for-29 (.448) in his first 7 games and was batting .350 (49-for-140) in 33 games thru May 19 . . . During the longer stretch, he hit safely in 27 games and had multiple hits in 19.

At that point, Dan led all O's regulars in average as well as in rbi (23), doubles (13) and gwrbi (5) . . . He hit home runs in 3 consecutive games (May 18-19-20), and drove in the game-winning run in 3 straight starts (May 17-7th inning single vs. Chi.; May 18-8th inning hr vs. Chi. and May 19-8th inning hr vs. Toronto).

Knee Injury: Though he cooled off late in May (6-for-39 after May 19), Dan was still batting .304 (56-for-184) on the 31st. However, on June 1st he strained his left knee on the artificial turf at Minnesota, returned to action June 9th and aggravated it, then played 6 more games (June 13 thru 21) before going on the disabled list. At that point his average had dipped to .281 (61-for-217) for 52 games.

He underwent arthoscopic surgery June 28th on the ailing knee.

1984p126-127

DAN FORD (Cont.)

Dramatic Return: He was activated July 20th and promptly hit 3 home runs, beat out a bunt and walked in 5 trips to lead the O's to a 9-5 win . . . He hit 2 homers off Matt Young and the other off Mike Stanton. After returning to action he batted .279 (53-for-190).

Dramatic Game-Winners: Richard Dotson (Chicago) had a no-hitter going for 8.1 innings in Baltimore on May 18 until Dan hit a solo home run that gave the O's a 1-0 victory despite Dotson's 1-hitter.

The next night in Toronto, the O's were involved in another 0-0 tie until Dan hit a 2-run shot off Mike Morgan and the Birds ultimately won 2-1.

Then, on August 25th at Baltimore vs. the Blue Jays, the O's were down 1-0 with one out and 2 on in the 10th when Dan doubled home the tying and winning runs . . . See "Game Highlights" on page 47.

By Month: **April**-.321 (25-for-78), 18 g . . . **May**-.292 (31-for-106) 26 g . . . **June**-.152 (5-for-33), 8 g . . . **July**-.344 (11-for-32), 8 g . . . **August**-.271 (26-for-96), 24 g . . . **Sep.-Oct.**-.258 (16-for-62), 19 g.

Miscellaneous: Batted .300 (54-for-180) at home and .264 (60-for-227) on the road . . . Committed 3 errors in 232 chances (.987), but none in his last 68 games (153 tc) starting May 21 . . . Stole 2 bases in a game twice (Apr. 29 vs. Sea. & Sep. 17 vs. Mil.).

Made the O's first error of the season in the 1st inning opening day (Apr. 4) vs. K.C. and was also credited with the first hit (a double in the home half of the 1st) and the first run scored.

1983 AND PREVIOUS CAREER HIGHLIGHTS

'83 ALCS/WS: Played in 7 of the O's 9 post-season games (2 in ALCS & 5 in WS), and started 4 times . . . Went 3-for-17 collectively (.176).

Started ALCS #1 but aggravated a sprained right foot (sustained on last day of regular season), and appeared only once more, as a pinch-hitter in game #4.

Was a starter in WS #2, 3 & 5 . . . In game #2, he was hit on the helmet by a Willie Hernandez pitch in the 5th inning. The force of the blow broke his glasses, but he stayed in, and came back to get a single off Larry Andersen in the 7th.

His home run in #3 off Steve Carlton put the O's on the board in the 6th. The Birds still trailed 2-1, but scored twice in the 7th to go up 3-2 (the final score).

In the 4th game, Dan was the last of the Orioles record tying 4 straight pinch-hitters in the decisive 6th inning.

'79 ALCS: He homered in the 1st inning of both games #1 & 2 at Baltimore (off Jim Palmer and Mike Flanagan) and led the Angels in average (.294, 5-for-17), homers (2) and rbi (4) in the 4 game ALCS.

Vs. Opponents: Hit .389 (14-for-36) against the White Sox in '83 (regular season) . . . Also hit well against Seattle-.433 (13-for-30) with 4 hr; California-.333 (10-for-30), and Cleveland-.324 (12-for-37).

Lifetime his highest average is against California-.301 (88-for-292) . . . His 16 home runs against the A's are a personal high as are his 59 rbi vs. Kansas City (he has 57 rbi against Oakland).

Defense: Has played outfield exclusively on defense in the majors . . . In 1050 games, he has a .974 percentage (60 e, 2287 tc) with 48 assists . . . Played mostly in center as a rookie with the Twins in '75, but has been stationed in rightfield most of the time since.

PREVIOUS CAREER HIGHLIGHTS BY YEAR

1982: Started the season on a high note with a 3-run homer on opening day, his 1st game in an O's uniform, but the rest of the year was well below his normal standard. Was batting .250 (67-for-268) thru the All-Star break, but hit only .209 (32-for-153) the rest of the way and played in only 53 of the O's last 80 games.

Angels ('79-'81): Enjoyed 2 productive seasons in 3 years with the Angels—'79, his best, and '81 . . . The '80 campaign was largely a lost cause, primarily because of surgery performed the previous November for removal of torn cartilage in his right knee.

1981: Two on-field fights; a 3 day suspension in Sep. for using a corked bat, and a Dan Ford centerfold in the July issue of *Playgirl* Magazine highlighted an often turbulent season.

One of the tussles occurred at Anaheim Aug. 23 vs Cleveland after Dan was hit in the ribs by a John Denny pitch . . . He had gone 7-for-9 vs. the Indians the 2 previous nights.

The other such incident, on Apr. 29, featured a tug-of-war between Dan and Oakland catcher Mike Heath with Dan's bat serving as the rope. Heath apparently was inspecting it for cork.

1980: He didn't play in any spring exhibitions following his Nov. surgery, but started in right on opening day and contributed a double and a homer . . . However, his average dipped sharply by late May and he spent 2 months on the disabled list (June 3 thru Aug. 4) resting the still healing knee.

After returning, he hit .343 (37-for-108) to the end of the season and, during that stretch, assembled a 16-game hitting streak, the longest of his career.

1979: Set career highs in avg. (.290), runs (100), hits (165), hr (21) and rbi (101) while helping Cal win its 1st division title. He was one of 3 Angels' 100 rbi men along with Don Baylor-139 and Bobby Grich-101.

Had 4 rbi in the game vs. KC that clinched the division title Sep. 25, and batted .340 (16-for-47) as a starter with 14 rbi that month to help the Angels fight off the Royals.

In one hot stretch in August, he tied an Angels record with 8 consecutive hits in a 14 inning game (Aug. 8 & 10) and hit for the cycle on Aug. 10 vs. Seattle (at Cal.) while enjoying his only 5 hit game in the majors (5-for-7, 1-1bh, 2-2bh, 1-3bh, 1-hr).

On Aug. 11, after going 13-for-18 in a 4 game span, he raised his average to .301, his highest ever late in the season.

Twins ('75-'78): Became a regular at Minnesota (primarily in centerfield) in June '75 and ultimately earned Twins' "rookie of year" award (by vote of Twin Cities BBWAA). Was named to the Topps' major league rookie team outfield along with Fred Lynn and Jim Rice.

Led the Twins in homers in both '75 (15) and '76 (20) . . . In '76 he moved to rightfield, had a career high 6 rbi against the Angels at Anaheim May 15 . . . In '77, he was batting only .221 on June 27 (48-for-217) after 70 games, then hit .309 (73-for-236) the rest of the way in 74 games.

In '78 he ranked 2nd in A.L. in triples (13) to Rod Carew (16) . . . He had 57 extra base hits that year but was no better than 3rd on his own club (Carew had 68 and the late Lyman Bostock 62).

Oakland: Was signed by Oakland scout Phil Pote after the A's had picked him in the 1st round of June '70 draft . . . Batted .290 and averaged 14.5 homers in his 4 minor league seasons in the A's system . . . Trained with the "big club" in spring of '74.

Led PCL in outfield assists (16) in '72 and was picked to the Midwest League all-star team in '71.

Personal: Served in U.S. Army . . . Graduated from John C. Fremont H.S. in L.A. ('70) . . . Has attended Southwestern C.C. in Chula Vista, CA as well as Mesa C.C. in Arizona . . . Hobbies: fishing, hunting, golf and camping . . . Nickname: "Disco Dan."

He and his wife, the former Patricia Sneed, were married Nov. 5, '71 . . . The Fords have 2 children: Danny, Jr. (11/20/70) and Kimberly (11/2/77).

JULIAN JOSE GONZALEZ

Born: May 13, '60; 5'11"; 205; Bats, L; Throws, L; Position: P.

Birthplace/Residence: Born, raised, and still lives in Tampa, Fla.

Contract Status: Signed thru '84.

Tenure: None.

Signed Originally with: Baltimore.



YEAR CLUB	W-L	ERA	G	GS	CG	SHO	SV	IP	H	R	ER	BB	SO
1979 Miami—1	8- 3	2.88	13	13	3	0	0	78	75	28	25	21	77
1980 Charlotte	5- 5	5.28	16	16	3	0	0	92	100	61	54	49	80
Miami	3- 3	3.72	8	7	2	0	0	46	40	24	19	29	48
1981 Charlotte	2- 2	4.20	16	3	0	0	0	45	45	24	21	27	38
Hagerstown	5- 5	3.86	12	12	5	0	0	77	63	38	33	50	94
1982 Hagerstown	7- 6	3.42	30	11	0	0	3	103	82	48	39	70	117
1983 Charlotte	10- 6	3.32	17	17	3	0	0	105.2	88	49	39	71	105
Rochester	5- 3	4.43	12	12	1	0	6	67	55	39	33	42	61
Pro Totals	45-33	3.86	124	91	17	0	9	614	548	311	263	359	620

1—Selected by Baltimore organization in June '79 free agent draft (6th round, Baltimore's 5th selection, regular phase) . . . Signed on 6/26/79.

Pitches/Summary: Fastball, curve and change-up . . . Has struck out 620 batters in 614 pro innings . . . Fastball and change up are his strikeout pitches . . . Has not had a losing season in 5 pro campaigns.

JULIAN GONZALEZ (Cont.)

'83 Season: Combined stats with Charlotte/Rochester: w-15, l-9, era-3.75, ip-172.2, h-143, er-72, bb-113, so-166, gs-29, cg-4 ... Had excellent hits to innings ratio (+30) ... Held opponents to a .226 average ... Set career highs in wins, starts, innings, walks and strikeouts.

After a 3-3 start, went 12-6 the rest of the way with Charlotte/Rochester ... Won 6 of 7 for Charlotte from May 10 thru June 8, then won 5 in a row for the Red Wings (July 20 thru Aug. 10) after losing his 1st decision at Rochester.

Was leading Southern League in strikeouts when he was promoted to Rochester July 1 ... Was chosen to Southern League team for mid-season all-star game.

Pitched for Ray Miller at Santurce in Puerto Rican League during the winter ... Was 6-3 with one save in 19 games (16 starts) and led the league in strikeouts (72 in 97 inn.).

Previous Pro Career: Was assigned directly to Florida State League after signing in '79, thus by-passing the Appalachian (Rookie) League, and though he pitched only the last 2 months was tied for the club lead in wins (8) ... Pitched in Columbia the winter after the '82 season ... Signed by Jack Sanford after recommendation from Dan Cressman.

Amateur Background: Pitched 4 years at Tampa Catholic High (graduated '79) and had a career mark of 37-5 (13-1 as a senior with 0.43 era) Averaged 2.1 strikeouts per inning in '79 ... Pitched in Little League World Series '75 ... Also participated in Babe Ruth and American Legion baseball programs.

Personal: Nicknamed "Bobo" ... Of Cuban descent ... Hobbies: hunting, fishing, and bowling ... He and his wife, Carlene, were married on Feb. 4, '84.

WAYNE DALE GROSS

Born: Jan. 14, '52; 6'2"; 205; Bats, L; Throws, R; Position: 3B-1B.



Birthplace/Residence: Born and raised in Riverside, CA. ... Now resides in Danville, CA.

Contract Status: Signed six-year contract extending thru '86 season on Apr. 18, '81.

Tenure: Seven years, 38 days.

Signed Originally with: Oakland.

YEAR CLUB	AVG.	G	AB	R	H	2B	3B	HR	RBI	BB	SO	SB	CS	HP
1973 Lewiston—1	.241	8	29	4	7	2	0	1	1	4	5	0	0	1
Burlington	.235	56	187	27	44	8	3	4	36	29	33	3	2	2
1974 Birmingham	.244	105	316	36	77	12	2	14	54	48	48	0	0	4
1975 Birmingham	.278	130	435	69	121	23	2	19	71	84	68	3	1	6
1976 Tucson	.324	115	395	77	128	30	7	29	75	71	57	5	4	2
Oakland	.222	10	18	0	4	0	0	0	1	2	1	0	0	0
1977 Oakland	.233	146	485	66	113	21	1	22	63	86	84	5	4	5
1978 Vancouver	.411	17	56	20	23	5	0	3	10	14	8	0	1	0
Oakland	.200	118	285	18	57	10	2	7	23	40	62	0	2	5
1979 Oakland	.224	138	442	54	99	19	1	14	50	72	63	4	3	1
1980 Oakland	.281	113	366	45	103	20	3	14	61	44	39	5	3	1
1981 Oakland	.206	82	243	29	50	7	1	10	31	34	28	2	1	2
1982 Oakland	.251	129	386	43	97	14	0	9	41	53	49	3	1	2
1983 Oakland—2	.233	137	339	34	79	18	0	12	44	36	52	3	5	3
M.L. Totals	.235	986	2564	289	602	109	8	88	314	367	378	22	19	19

GWRBI: '80-2; '81-3; 82-3; '83-6; Total: 14.

1—Selected by Oakland A's organization in June '73 free agent draft (9th round, regular phase) ... Signed on 6/5/73.

2—Acquired by Baltimore Orioles from Oakland A's in deal for pitcher Tim Stoddard on 12/9/83.

Record as Pitcher

YEAR CLUB	W-L	ERA	G	GS	CG	SHO	SV	IP	H	R	ER	BB	SO
1983 Oakland	0- 0	0.00	1	0	0	0	0	2.1	2	0	0	1	0

Division Series Record

YEAR CLUB, OPP	AVG.	G	AB	R	H	2B	3B	HR	RBI	BB	SO	SB	CS	HP
1981 Oak. vs. KC	.400	2	5	1	2	0	0	1	3	0	0	0	0	0

League Championship Series Record

YEAR, CLUB, OPP.	AVG.	G	AB	R	H	2B	3B	HR	RBI	BB	SO	SB	CS	HP
1981 Oak. vs. NY	.000	3	5	0	0	0	0	0	0	0	0	0	0	0

All Star Game Record

YEAR CLUB, Site	AVG.	G	AB	R	H	2B	3B	HR	RBI	BB	SO	SB	CS	HP
1977 A.L., N.Y.	(Selected, did not appear)													

Career Highs, Game: Runs—3, four times, the latest Apr. 10, '83 vs. Cal at Oak; **Hits**—4, twice, the latest May 5, '81 vs. Det. at Oak; **Home Runs**—2, five times, the latest Sep. 6, '83 at Chi; **RBI**—5, three times, the latest Sep. 21, '80 at KC; 4, six times, the latest May 25, '83 vs. Min. at Oak.

Hitting Streaks: 13—July 27 thru Aug. 13, '80; 8—July 1 thru 13, '80.

THE 1983 SEASON AND MAJOR LEAGUE CAREER

For the 1st time in his 7 seasons with Oakland, Wayne saw more action at first (74 games) than at third base (67 games). He finished 3rd on the A's in homers (12) and was 4th in doubles (18). Also batted .375 (3-for-8) as a pinch-hitter and made his major league debut on the mound.

Batting: Wayne hit .250 (51-for-204) with 9 homers and 30 rbi in 72 games before the all-star break but just .207 (28-for-135) with 3 homers and 14 rbi in 65 contests thereafter.

Had a good start, batting .368 (14-for-38) in his 1st 18 games ... Was still hitting .287 with 9 homers and 24 rbi in 56 contests thru June 18 ... Then experienced a bad slump, batting just .143 (20-for-140) over his next 62 games thru Sep. 2 to drop to .219 ... Had just one homer in that span ... Rebounded with a .333 (14-for-42) performance in his last 19 games.

Hit .305 (40-for-131) in day games but just .188 (39-for-208) at night ... Batted .217 (34-for-157) with 4 homers at Oakland.

By Month: April-.364 (12-for-33), 1 hr, 6 rbi, 17 g ... May-.235 (16-for-68), 3 hr, 10 rbi, 23 g ... June-.231 (21-for-91), 5 hr, 11 rbi, 28 g ... July-.150 (9-for-60), 1 hr, 8 rbi, 27 g ... August-.179 (7-for-39), 2 rbi, 21 games, September-.279 (12-for-43), 2 hr, 5 rbi, 18 g ... October-.400 (2-for-5), 2 rbi, 3 g.

Home Runs: Wayne finished in double figures in homers for the 5th time ... Is 6th on the Oakland A's all-time home run list (86) ... Hit five of his circuit clouts in an 11 game span, June 5[2] thru 16 ... Had the 5th 2-homer game of his career when he connected twice off Chicago's Lamarr Hoyt on Sep. 6 at Chicago.

Hit game-winning homer off Tippy Martinez in 8th inning on May 8 at Baltimore to give Oakland a 1-0 win ... Because of several rain delays, it took 5:09 to play that 9-inning contest.

Fielding: With the acquisition of Carney Lansford from Boston in Dec. '82, Wayne was supposed to see most of his action at first base but was forced to play much of the time at third because of injuries and personal problems that limited Lansford's playing time to just 80 games.

Had a .952 (7 errors in 146 total chances) percentage in 67 games at 3rd and a .996 (2 errors in 449 tc) in 74 contests at 1st ... His career figures are .943 (105 e/1851 tc) in 718 games at 3rd and .989 (9 e/838 tc) in 139 contests at 1st ... Had played in just 65 major league games at 1st prior to '83.

His best year at 3rd was '82, when he fielded .970 (9 e/304 tc), the 3rd best percentage among A.L. 3rd basemen behind Buddy Bell and Toby Harrah ... Has also played 4 games in the outfield in his big league career.

Participated in a triple play at 1st on July 18 vs. Detroit, the 4th of his major league career ... Set a major league record when he started 3 triple plays at 3rd base in '79 (May 7 at Baltimore, June 19 vs. Kansas City, June 23 vs. Texas) ... The triple play against Baltimore was the last committed vs. the O's, the victim being Gary Roenicke.

Pitching Debut: Wayne made his professional pitching debut on May 18 at Minnesota, hurling the final 2.1 innings in the A's 16-5 loss when the club was short of pitchers ... Blanked the Twins on 2 hits with one walk and one hit batsman.

Vs. Opponents: Wayne batted .375 (6-for-16) vs. California and .368 (14-for-38) against Chicago with a .207 (59-for-285) mark vs. the rest of the league ... Had season highs of 4 homers and 7 rbi against the White Sox and is hitting .354 (23-for-65) vs. Chicago in the last 2 seasons.

Has career highs of 10 homers vs. Chicago and 32 rbi against Texas ... See pages 34-37 for full statistics vs. opponents.

Miscellaneous: He is 6th on Oakland's all-time list in games (996), at bats (2564), and doubles (109) ... Has not tripled since Aug. 10, '81 vs. Minnesota ... Of his 22 career stolen bases, 3 have been of home, 2 in '80.

1984p130-131

WAYNE GROSS (Cont.)

PREVIOUS CAREER HIGHLIGHTS BY YEAR

1982: He platooned at 3rd base vs. righthanders and was also successful as a pinch-hitter, batting .300 (6-for-20) with 3 rbi and 7 walks ... Hit .309 in May and had 15 rbi in August.

1981: He was the A's regular 3rd baseman most of the season ... Hit a 3-run homer off Kansas City's Dennis Leonard in game 1 of the Western Division playoff.

1980: Wayne had his best all-around season, hitting a career high .281, the 3rd highest on the club ... Batted safely in career high 13 straight games from July 27 thru Aug. 13 at .382 clip.

Early Major League Career: He made his debut with the A's in Aug. '76 and appeared in 10 games the rest of the year ... In '77, topped Oakland with 22 homers and was 2nd with 63 rbi, both career highs ... Was selected as reserve to the A.L. all-star team and was named to *Topps'* and *Baseball Digest's* all-rookie teams at season's end.

Had hitting problems in 1st half of '78 and was optioned to Vancouver in July ... Returned to the A's later that month but batted just .200 for the season ... Was 2nd on the club in walks (71) and 3rd in homers (14) and rbi (50) in '79.

Pro Career: Was 4th in the Southern League in homers (19) and rbi (71) at Birmingham in '75 ... Finished among the Pacific Coast League leaders in doubles (4th, 30) and batting (8th, .324) at Tucson in '76 and was selected as the circuit's all-star 3rd baseman.

Amateur Background: Wayne played baseball and football for 3 seasons at the California State Polytechnical University (Cal Poly Pomona) in Pomona, CA ... In his junior year ('73), was selected as the all-league 1st baseman and led the conference in hits ... That previous fall had finished 3rd among NCAA Division II punters with a 42.1 yards per punt average while being selected to the all-Pacific Coast team ... Was Cal Poly's "athlete of the year" for '72-'73.

Also played baseball and football at Riverside Poly High School (graduated '70) ... Was all-league in baseball while earning high school all-American honorable mention in football.

Personal: Hobbies: hunting and fishing ... Wayne and his wife, the former Patricia Stee, were married on June 22, '75, and have 3 children, Kyle Wayne (12/11/78), Kaylene Suzanne (11/14/80), and Kirk Richard (8/6/83).

LEONARDO (LEO) JESUS HERNANDEZ

Born: Nov. 6, '59; 5'11"; 170; Bats, R; Throws, R; Position: 3B-OF.

Birthplace/Residence: Born in Santa Lucia, Estado Miranda, Venezuela ... Raised and still resides in Edo Miranda, Venezuela.

Contract Status:

Tenure: 111 days.

Signed Originally with: Los Angeles.



YEAR CLUB	AVG.	G	AB	R	H	2B	3B	HR	RBI	BB	SO	SB	CS	HP
1978 Clinton—1	.277	122	444	65	123	21	4	17	73	19	66	5	6	3
1979 Clinton	.336	29	113	24	38	8	1	2	23	6	12	3	0	0
Lodi	.319	61	257	48	82	12	2	8	52	15	20	4	1	1
San Antonio	.250	36	128	19	32	7	0	2	11	8	15	0	0	0
1980 San Antonio	.243	41	136	27	33	9	2	2	26	11	12	1	1	0
Vero Beach	.309	82	307	53	95	13	3	10	46	30	37	10	2	1
1981 San Antonio	.298	131	497	90	148	34	3	25	91	33	74	8	5	4
1982 San Antonio—2	.320	19	75	8	24	4	1	3	14	3	3	0	1	0
Charlotte	.289	68	270	46	78	18	2	20	61	7	40	13	4	4
Rochester—3	.317	53	202	29	64	10	3	11	43	13	28	7	5	1
Baltimore	.000	2	2	0	0	0	0	0	0	0	2	0	0	0
1983 Baltimore	.246	64	203	21	50	6	1	6	26	12	19	1	0	0
Rochester	.343	57	201	24	69	13	2	8	25	8	22	0	3	1
M.L. Totals	.246	66	205	21	50	6	1	6	26	12	21	1	0	0
Pro. Totals	.295	765	2835	454	836	155	24	114	491	165	350	52	28	15

GWRBI: '80-SA 4, VB 3; '81-•12; '82-SA1, Char. 6, Roch. 3, Balt. 0; '83-Balt. 3, Roch. 3.

• Tied for league lead.

1—Signed by the Los Angeles Dodgers organization as an undrafted free agent on 1/18/78.

2—Acquired by Baltimore organization in deal for catcher Jose Morales on 4/28/82 ... Assigned to Charlotte.

3—Contract purchased by Baltimore on 9/11/82.

1983 SEASON SUMMARY

Baltimore: Became 3rd different 3rd baseman to start for O's in last 3 years along with Cal Ripken and Doug DeCinces ... Started 1st 40 games at 3rd (thru May 23) and 58 of 1st 68 (thru June 24) ...

Was batting .252 on May 17, then dipped to .221 on May 28 after going 3-for-30 ... Climbed back up to .262 by June 15 after a 12-game 16-for-39 (.410) spurt, then went 1-for-15 before being optioned to Rochester June 30.

Defensively at 3rd, he committed 13 errors in 166 chances (.922 pct.) and participated in 3 double plays.

Recorded his 1st major league hit on Apr. 6, an rbi single off Dennis Leonard and hit his first home run at Cleveland off the Tribe's Ed Glynn ... His 3-run homer and 4 rbi plus 2 errors were typical of the O's performance on June 9 ... Birds scored 7 runs in 1st, then committed 6 errors and held on to win 10-7.

By Month: April-.250 (18-for-72), 20 g ... May-.222 (18-for-81), 26 g ... June-.280 (14-for-50), 18 g.

Hit .400 vs. both the Brewers (8-for-20) and Angels (8-for-20) ... Hit 2 of his 8 hrs against the White Sox.

Rochester: Starting July 5th, played 40 games at 3rd, 12 in the outfield, one at 2nd base ... Was batting .318 (41-for-129) thru 36 games (Aug. 9), then went 4-for-30, and dropped to .282 on Aug. 24 ... Finished with a bang, going 21-for-38 (.553) over his last 9 games ... Played winter ball in Venezuela.

PREVIOUS CAREER HIGHLIGHTS

4 Clubs in '82: Played for 4 different clubs in '82 from AA to the majors and hit 34 homers while driving in 118 runs on a combined .302 average (166-for-549). Led O's organization in hr and rbi, and paced the minor leaguers in doubles (32) and hits (166), all career highs. He also stole 20 bases, another lifetime high.

In addition to 3rd base, he played 1st, 2nd and all 3 outfield positions.

Baltimore: Came up from Rochester Sep. 11 and struck out in each of 2 pinch-hitting appearances.

Charlotte/Rochester: Joined Charlotte Apr. 30 (from San Antonio, Dodgers) and played in 68 games until his promotion to Rochester July 17 ... When he left Charlotte he was tied for club leadership in hr (20) and led in rbi (61).

Was called up to Rochester when incumbent 3rd baseman Glenn Gulliver joined the O's ... Hit safely in 43 of 53 games and his average never dipped below .302 ... Hit safely in all 6 playoff games while batting .375 (9-for-24).

Suspension: Charged with using an illegal bat on May 1st by Savannah manager Andy Gilbert, but plate ump ruled it was ok. Gilbert protested game and sent the bat to league president (Jimmy Bragan) who reportedly found cork in the bat, upheld the protest, fined Hernandez and suspended him for 6 days, starting May 16.

The game which Charlotte has won 5-4 originally was re-played from the point of protest and Charlotte won again, 2-1.

Dodgers System: Spent 4 full seasons in Dodgers' system before '82, batting a collective .293 (551-for-1882) and averaging 17 homers plus 81 rbi ... Tied for Texas League lead in gwrbi (12) in '81.

Amateur Career/Personal: Graduated from Jose Francisco Torreabla High (Santa Lucia, Estado Miranda, VZ) ... Was all-state 2 years ... Signed by Dodgers' scout Reggie Otero Jan. 18, '78 as an un-drafted free agent ... Single.

RICKY MIRON JONES

Born: June 4, '59; 6'3"; 186; Bats, R; Throws, R; Position: SS.

Birthplace/Residence: Born in Tupelo, Miss. ... Grew up in Decatur, Ga. ... Now lives in Athens, Ga.

Contract Status: Signed thru '84.

Tenure: None.

Signed Originally with: Baltimore.



RICKY JONES (Cont.)

YEAR CLUB	AVG.	G	AB	R	H	2B	3B	HR	RBI	BB	SO	SB	CS	HP
1980 Bluefield—1	.276	59	199	27	55	9	3	6	33	19	22	4	2	1
1981 Charlotte	.261	134	479	66	125	17	2	11	56	25	72	12	4	2
1982 Rochester	.230	*139	457	66	105	15	2	13	51	36	91	4	3	3
1983 Rochester	.230	95	339	28	78	16	1	7	38	18	61	4	3	0
Pro. Totals	.246	427	1474	187	363	57	8	37	178	98	246	24	12	5

GWRBI: '80-2; '81-3; '82-3; '83-1.
* Led league.
1—Signed by Baltimore organization in June '80 free agent draft (15th round, Baltimore's 16th selection, regular phase) . . . Signed by Lamar North on 6/6/80.

Surgery: Ricky underwent arthroscopic surgery on his right shoulder on October 27 in Georgia to repair a partial tear of the rotator cuff . . . He underwent an exercise and therapy program the rest of the winter, and it is expected that he will be ready for spring training.

1983: He was hampered by injuries much of the year and spent 3 different stints on the disabled list . . . Was sidelined from May 18 thru June 4 with a split finger on his throwing hand and from July 17 thru 27 and Aug. 3 thru 13 with a sore right shoulder (see above).

His best month at the plate was June, when he batted .298 (28-for-94) . . . Had a pair of 7-game hitting streaks, June 19[2] thru 24 (.462, 12-for-26) and Aug. 16[2] thru 23 (.310, 9-for-29) . . . Had a grand slam homer on Aug. 22 vs. Columbus . . . Hit .313 (20-for-64) vs. Toledo but just .211 vs. rest of league.

Fielded .950 (22 errors in 438 total chances) in 94 games at shortstop . . . Handled 13 chances vs. Charleston on June 15.

1982: Led the International League in games played (139) while topping league shortstops in total chances (689), assists (440), and double plays (101) . . . Had an 11-game hitting streak from May 6 thru 16.

Pro Career: In '81 at Charlotte, finished 1st among Southern league shortstops in double plays (75) and 2nd in assists (402) while fielding .938 (38 e/615 tc) . . . Recommended by Bill Lawlor.

Saw action in 28 games at shortstop and 29 contests in the outfield at Bluefield in '80 . . . Played in the Florida Instructional League that fall and paced the O's entry in doubles (5), homers (3), and rbi (20).

Amateur Background: Was an all-South Atlantic Conference selection in '79 and '80 at West Georgia College (Carrollton, Ga.) . . . In '80, led club in batting (.333), homers (11), and rbi (40) while playing in 39 games . . . Attended Chipola J.C. (Marianna, Fla.) in '77 and '78 and was a pitcher there.

Lettered twice each in baseball and basketball at Towers High School in Decatur (graduated '76) . . . Was a two-time "mvp" in baseball and was also named school's outstanding basketball player in '76.

Was drafted by Atlanta Braves out of high school and by N.Y. Mets while in junior college.

Also participated in Little League, Babe Ruth League, American Legion, and Stan Musial semi-pro League programs.

Personal: Hobbies: basketball, racquetball, photography, and pool . . . He and his wife, the former Cheryl Ann Slater, were married on Oct. 9, '82.

TERRY (TITO) LEE LANDRUM

Born: Oct. 25, '54; 5'11"; 175; Bats, R; Throws, R; Position: OF.

Birthplace/Residence: Born in Joplin, Missouri . . . Grew up in Albuquerque, New Mexico . . . Now lives in Clearwater, Florida.

Contract Status: Signed thru '84.

Tenure: Two years, 97 days.

Signed Originally with: St. Louis.



YEAR CLUB	AVG.	G	AB	R	H	2B	3B	HR	RBI	BB	SO	SB	CS	HP
1973 Orangeburg—1	.279	70	262	30	73	7	3	1	27	24	70	21	3	4
1974 St. Petersburg	.236	87	309	38	73	5	9	3	39	34	68	15	4	0
1975 St. Petersburg	.221	132	435	76	96	21	4	11	45	36	95	29	6	4
1976 Arkansas	.276	99	359	49	99	13	3	7	45	32	74	13	7	1
Tulsa	.250	9	24	1	6	1	0	0	1	1	6	1	3	3
1977 Arkansas	.214	26	84	11	18	3	1	2	13	15	19	4	3	2
St. Petersburg	.245	67	249	40	61	15	3	4	40	22	48	21	4	4
1978 St. Petersburg	.297	117	434	66	129	*25	1	4	45	47	42	*68	11	3
1979 Arkansas	.268	71	265	44	71	0	5	3	33	25	37	15	8	1
Springfield	.259	61	193	28	50	8	2	6	34	14	35	8	3	6
1980 Springfield	.303	93	350	55	106	23	6	12	46	18	65	18	7	3
St. Louis	.247	35	77	6	19	2	2	0	7	6	17	3	2	1
1981 St. Louis	.261	81	119	13	31	5	4	0	10	6	14	4	2	1
1982 Louisville	.202	25	94	10	19	2	1	0	6	6	26	3	3	2
St. Louis	.278	79	72	12	20	3	0	2	14	8	18	0	1	1
1983 St. Louis	.200	6	5	0	1	0	1	0	0	1	2	1	0	0
Louisville—2	.292	111	431	79	126	23	*12	18	77	38	88	15	6	3
Baltimore	.310	26	42	8	13	2	0	1	4	1	11	0	2	0
A.L. Totals	.310	26	42	8	13	2	0	1	4	1	11	0	2	0
N.L. Totals	.260	201	273	31	71	10	7	2	31	21	51	8	5	3
M.L. Totals	.267	227	315	39	84	12	7	3	35	22	62	8	7	3

* Led league.
1—Signed by St. Louis organization as an undrafted free agent on 10/10/72.
2—Acquired by Baltimore organization from St. Louis organization on 8/31/83 to complete deal that sent infielder Floyd Rayford from Baltimore to St. Louis on 6/13/83.

League Championship Series Record

YEAR CLUB, OPP.	AVG.	G	AB	R	H	2B	3B	HR	RBI	BB	SO	SB	CS	HP
1983 Bal. vs. Chi.	.200	4	10	2	2	0	0	1	1	0	2	0	0	0

World Series Record

YEAR, CLUB, OPP.	AVG.	G	AB	R	H	2B	3B	HR	RBI	BB	SO	SB	CS	HP
1983 Bal. vs. Phi.	.000	3	0	0	0	0	0	0	0	0	0	1	0	0

1983 SEASON SUMMARY

Baltimore: Tito will always be remembered as the man whose 10th inning homer off Britt Burns in the 10th inning of '83 ALCS game #4 broke a 0-0 tie and brought the Orioles their 6th A.L. pennant (O's scored 2 more insurance runs in the inning and won 3-0).

He spent only the last 33 days of the regular season with the O's and appeared in 26 games as a reserve outfielder, pinch-hitter and pinch-runner . . . Started 4 games in left, one in center and also played right . . . Hit safely in the 1st 7 games in which he batted officially. Hit his 1st A.L. home run off Twins' Pete Filson on Sep. 4 at Metrodome.

ALCS/WS: Played in all 4 ALCS games, and started #2 and #4 in right . . . Had both his hits in game 4, starting with an infield single in the 6th inning.

Appeared in 3 WS games (2, 4 & 5), as a pinch-runner and defensive replacement, but did not bat . . . Made a fine play to catch Garry Matthews' drive into the right field corner at the Vet leading off the bottom of the 9th of the final game . . . Has played for each of the last 2 world championship clubs.

St. Louis/Louisville: Started '83 in St. Louis, but was sent to Louisville Apr. 29th . . . He led the American Association with a career high 12 triples, paced the Red Birds in slugging (.527) and also established lifetime milestones in runs (79), hr (18) and rbi (77).

Odds and Ends: Has made only one error in 172 outfield chances in the majors (.994 pct.) . . . Played for a month in Venezuela this winter.

PREVIOUS CAREER HIGHLIGHTS

Cardinals ('80-'82): Spent the equivalent of more than 2 full years in St. Louis from the time he was first called up (July 22, '80) until he was assigned to Louisville (to accommodate the return of David Green from that club) on Aug. 5, '82. He was recalled less than a month later (Sep. 1, '82), but was not eligible for post-season play. With the Cardinals he filled the same role as with the O's last year, a versatile utility player.

Went 4-for-5 in his first major league start, at San Diego July 25th, '80 . . . His first hit was a double off the Padres' Randy Jones.

Minors: Spent 7 plus years in minors before his major league debut in '80 . . . Trained with Cardinals in spring of '77 . . . Once had 9 straight hits during his first pro-season at Orangeburg in Western Carolinas League . . . Played winter ball in Venezuela after '81 & '82 seasons.

Personal: Attended Eastern Oklahoma State J.C. (Wilburton) for 2 years . . . Has worked as a model during off-seasons . . . He and his wife, Theresa, have 2 children: Melissa (2/17/81) and Julie (2/24/83).

JOHN LEE LOWENSTEIN

Born: Jan. 27, '47; 6'1"; 180; Bats, L; Throws, R; Position: OF.

Birthplace/Residence: Born in Wolf Point, Mont. . . . Grew up in Southern California . . . Now lives in Las Vegas, Nev.

Contract Status: Signed three-year contract extending thru '85 on Feb. 24, '83.

Tenure: Twelve years, 161 days.

Signed Originally with: Cleveland.



YEAR CLUB	AVG.	G	AB	R	H	2B	3B	HR	RBI	BB	SO	SB	CS	HP
1968 Waterbury—1	.000	3	2	0	0	0	0	0	0	1	1	0	0	0
Reno	.328	48	164	22	53	8	2	7	38	22	42	8	3	1
1969 Reno	.284	26	67	7	19	4	2	1	11	11	13	5	1	1
1970 Wichita	.295	108	369	69	109	15	6	18	52	59	64	10	10	3
Cleveland	.256	17	43	3	11	3	1	1	6	1	9	1	0	0
1971 Wichita	.320	37	125	27	40	8	0	8	24	24	30	4	3	2
Cleveland	.186	58	140	15	26	5	0	4	9	16	28	1	5	0
1972 Cleveland	.212	68	151	16	32	8	1	6	21	20	43	2	4	0
1973 Cleveland	.292	98	305	42	89	16	1	6	40	40	23	5	3	0
1974 Cleveland	.242	140	508	65	123	14	2	8	48	53	85	36	17	2
1975 Cleveland	.242	91	265	37	64	5	1	12	33	28	28	15	10	0
1976 Cleveland—2	.205	93	229	33	47	8	2	2	14	25	35	11	8	0
1977 Cleveland—3	.242	81	149	24	36	6	1	4	12	21	29	1	8	0
1978 Texas—4	.222	77	176	28	39	8	3	5	21	37	29	16	3	2
1979 Baltimore	.254	97	197	33	50	8	2	11	34	30	37	16	4	1
1980 Baltimore	.311	104	196	38	61	8	0	4	27	32	29	7	3	0
1981 Baltimore	.249	83	189	19	47	7	0	6	20	22	32	7	6	1
1982 Baltimore	.320	122	322	69	103	15	2	24	66	54	59	7	6	1
1983 Baltimore	.281	122	310	52	87	13	2	15	60	49	55	2	1	1
M.L. Totals	.256	1251	3180	476	815	124	18	108	411	411	539	127	78	8

GWRBI: '79-3; '80-5; '81-4; '82-9; '83-9. Total 30.

1—Selected by Cleveland organization in June '68 fee agent draft (18th round, regular phase) . . . Signed on 6/13/68.

2—Acquired by Toronto Blue Jays from Cleveland Indians in deal for outfielder Rico Carty on 12/6/76. . . . Reacquired by Indians from Blue Jays in deal for infielder Hector Torres on 3/28/77.

3—Acquired by Texas Rangers from Cleveland with pitcher Tom Buskey in deal for outfielder Willie Horton and pitcher David Clyde on 2/28/78.

4—Contract purchased by Baltimore from Texas for $20,000 waiver price on 11/27/78.

League Championship Series Record

YEAR CLUB, OPP.	AVG.	G	AB	R	H	2B	3B	HR	RBI	BB	SO	SB	CS	HP
1979 Bal. vs. Cal.	.167	4	6	2	1	0	0	1	3	2	2	0	0	0
1983 Bal. vs. Chi.	.167	2	6	0	1	1	0	0	2	1	2	0	0	0
L.C.S. Totals	.167	6	12	2	2	1	0	1	5	3	4	0	0	0

World Series Record

YEAR, CLUB, OPP.	AVG.	G	AB	R	H	2B	3B	HR	RBI	BB	SO	SB	CS	HP
1979 Bal. vs. Pit.	.231	6	13	2	3	1	0	0	3	1	3	0	0	0
1983 Bal. vs. Phi.	.385	4	13	2	5	1	0	1	1	0	3	0	0	0
W.S. Totals	.308	10	26	4	8	2	0	1	4	1	6	0	0	0

Career Highs, Game: Runs—4, May 25, '82 at Tex. (ties club record); 3, three times (1 Tex., 2 Cle.), the latest May 6, '78 at N.Y.; **Hits**—4, three times (2 Cle.; 1 Bal.), June 24, '73 at Mil.; Sep. 24, '74 vs. Mil. at Cle.; Aug. 30, '83 at K.C.; **Home Runs**—2, twice (both with Bal.), Sep. 5, '81 and July 25, '82, both vs. Oak. at Bal.; **RBI**—6, July 24[2], '79 vs. Sea. at Bal; 5 (with Cle.), June 24, '74 at N.Y.; 4, six times (2 Cle.; 4 Bal.) the latest, Sep. 21[2], '83 at Det.; **Stolen Bases**—4, June 16, 74 vs. Min. at Cle.

Hitting Streaks: 14—Apr. 28[2] thru May 18, '82; 12, Apr. 16 thru 30, '74.

SUMMARY

"Brother Lo" had another banner year with the Orioles. In his 5 Baltimore seasons, the O's have won 2 pennants (one world championship) and finished 2nd on 3 other occasions, and he's had a lot to do with that success.

As an Oriole, he has batted .286 (348-for-1215) with 60 home runs and 207 rbi in 528 games over 5 years (regular season only) . . . In 8 previous big league campaigns, he hit .238 (467-for-1966) with 48 homers and 204 rbi in 723 games (i.e. 12 more hrs and 3 more rbi in 195 fewer games).

John and his Orioles' left field colleagues, particularly Gary Roenicke, have also enjoyed collective as well as individual successes . . . The left field coalition has produced massive numbers over the past 2 years.

In '83, their combined average (while playing left field only) was .292 (179-for-612) with 35 homers and 131 rbi . . . The year before they hit .283 (172-for-608) with 41 homers and 123 rbi.

1983 SEASON

John's 15 home runs and 60 rbi were both 2nd to the career highs he set in '82 . . . He was batting over .300 (.302) as late as June 11 and he reached a 2nd half high of .289 on Sep. 25.

Stretch Run: During the O's 34-10 surge to the division title (Aug. 13 thru Sep. 25), John batted .305 (29-for-95) with 6 homers and 22 rbi in 37 games . . . Two of those homers were clutch grand slams: (1) Sep. 10, 1st gm, off Goose Gossage at Yankee Stadium in the 9th to highlight a 6-run rally that produced an 8-4 come-from-behind victory . . . (2) Sep. 21, 2nd gm, off Aurelio Lopez. O's trailed by 2 in the 9th, scored once, then John hit his 2nd slam in 11 days and the O's won 7-3 to sweep a critical doubleheader.

During the stretch run, the left field combine led the club with 13 hr & 41 rbi in the 44 games while batting at a .308 (53-for-172) clip.

By Month: April-.356 (16-for-45), 2 hr, 14 rbi, 18 g . . . **May**-.262 (17-for-65), 3 hr, 9 rbi, 24 g . . . **June**-.220 (9-for-41), 3 hr, 9 rbi, 15 g . . . **July**-.200 (6-for-30), 0 hr, 3 rbi, 15 g . . . **August**-.333 (23-for-69), 2 hr, 9 rbi, 23 g . . . **Sep.-Oct.**-.262 (16-for-61), 5 hr, 16 rbi, 27 g.

Fielding: He started 100 games in leftfield (played in 107 total there) . . . His error on May 21 was his 1st since Sep. 29, '81, a span of 142 games . . . In 5 Baltimore seasons he has committed only 5 miscues in 747 chances (.993).

On Aug. 24 in the 10th inning against Toronto, John played 2nd base for the 1st time in 8 years (Roenicke played 3rd and Lenn Sakata caught in that inning) . . . He played a total of 70 games at the keystone for Cleveland, most recently in '75.

1983 AND ORIOLES CAREER HIGHLIGHTS

Vs. Opponents: In '83 he was virtually un-stoppable vs. K.C. (.625, 15-for-24) and also led the O's in hitting against the western division champion White Sox (.458, 11-for-24).

Lifetime, his .308 average (64-for-208) vs. the Royals is a career high as are his 12 homers and 58 rbi against the Brewers.

Has hit .377 (26-for-69) vs. Oakland over the last 3 seasons with 7 hr & 20 rbi in 27 games . . . Went 8-for-23 (.348) vs. the Rangers in '83 and 4 of his 8 hits were homers. He drove in 11 runs in 11 games against Texas.

'83 LCS/WS: John had only one hit in the '83 ALCS, but, as usual, it was a big one. He delivered a knockout punch in the form of a 2-run double in the 5th inning of game #3 at Chicago right after Richard Dotson had hit Cal Ripken, then just missed Eddie Murray before walking him. The Lowenstein shot over Harold Baines' head in right, padded the O's lead to a comfortable 6-1, and, according to Tony LaRussa, "was the biggest hit of the game" (final score 11-1).

He started games #1 & 2 of the ALCS and #1, 2, 4 & 5 of the WS, and batted a combined .316 (6-for-19).

His biggest WS contribution was the gwrbi in game #2, a home run off Charlie Hudson that staked the O's to a 1-0 lead in the 5th . . . He had doubled first time up against Hudson.

Made a sensational leaping over the fence catch in game #1 to rob Bo Diaz of a home run (right after Garry Maddox hit his, in the 8th, to give Phils 2-1 lead).

'79 LCS/WS: In '79 "Brother Lo" also had only one hit, but it was a beauty; a 3-run pinch-hit home run in the 10th inning of game #1 off John Montague that produced a "sudden death" victory against the Angels. It was the 1st pinch-hit home run in ALCS history.

In the World Series (he started 3 and played in 6) vs. the Pirates, his most significant effort was again as a pinch-hitter. In game #4, the O's trailed 6-3 in the 8th inning at Three Rivers, but John initiated a 6-run rally with a double that drove in the first 2 tallies off Kent Tekulve and the Birds went on to win, 9-6.

Miscellaneous: Batted .311 (23-for-74) with runners in scoring position in '83, and has a .303 average (76-for-251) in those situations over the past 4 years. As a pinch-hitter, he has a .295 average (23-for-78) in 5 years with the O's.

Fence Bustin': Since joining O's, John has made frequent contact with outfield fences and on 3 occasions has been sidelined with injuries as a result, once in '79 and twice in '80 . . . Two of the collisions required time on the disabled list.

1984p136-137

JOHN LOWENSTEIN (Cont.)

PREVIOUS O'S CAREER HIGHLIGHTS BY YEAR

1982: Set career highs in homers (24), rbi (66), average (.320), runs (69), walks (54) and batting streaks (14) . . . It was 2nd time in 3 years he had hit over .300. Hit .318 with runners in scoring position.

Though he did not have qualifying plate appearances, he nevertheless, led the A.L. in: (1) on-base pct.-.421 (158-for-377) . . . (2) slugging pct.-.602 (194 tb, 322 ab), and (3) home run frequency (1 every 13.42 at bats).

Over the last 60 games, starting July 21, he batted at a .340 clip (55-for-162) and was one of 5 O's who hit over .300 during the last 44 games of which they won 33 and nearly captured the A.L. East.

1981: Was batting a respectable .270 on Sep. 8, then went 6-for-37 (.162) the rest of the way to finish at .249.

1980: Despite 3 injuries that sidelined him for a total of 6 weeks, John had a very good year . . . He hit over .300 for the 1st time; led O's in batting with men on 2nd and/or 3rd at .349 (16-for-46); had a .403 on-base pct. (93-for-228), best on the club; batted .407 (5-for-12) as a pinch-hitter; drove in the winning run, one way or another, 4 times in the late innings, and provided one of the funniest moments on record with his famed "stretcher/Rocky salute" caper . . . Ask him or anybody on the club about it.

1979: Stole 16 bases in 20 tries and excelled in post-season . . . See LCS/WS above.

EARLY CAREER

Cleveland: He was signed originally for Cleveland by former Oriole Bob Nieman . . . Had never played a regular season game outside the Indians' organization until after he was traded to Texas in '78 (was traded to Toronto Dec. '76, then traded back to the Tribe in March '77).

His best year in Cleveland average-wise (.292) was '73 but his most productive campaign was '74 (48 rbi) and 36 steals (3rd in A.L.) . . . His best year for home runs (12) was '75. That year he hit one in each of 3 consecutive games (May 25, 27, 28).

Batted exactly .242 3 times in 4 years ('74, '75, '77) . . . Once scored from 2nd on a long fly ball (by Buddy Bell), on May 21, '77. Played the outfield, 1st, 2nd & 3rd for Cleveland.

Texas-'78: Though listed as an outfielder, played more games at 3rd (25) than in the outfield (16).

Minors: Missed most of his 2nd pro season because of a 6 month stint of active duty with the U.S. Marine Corps . . . Was all-star 3rd baseman in American Association in '70.

Amateur Background: Was 2nd team NCAA (college division) all-American in '68 as a shortstop at U. of California, Riverside . . . Also played ss at Norte Vista High in Riverside . . . Played basketball and football as well.

Played in Little League and Babe Ruth programs . . . Once had 16 rbi and 4 home runs (2 with bases loaded) in a Little League game.

Personal: Hobbies: golf, camping, hunting, wilderness hiking, fishing, skiing, racquetball and tennis . . . Has been active in Nevada state programs for teenage alcohol and drug abuse . . . Holds a B.A. degree with a major in anthropology from Cal-Riverside.

John and his wife, the former Barbara Schlotfelt, were married Feb. 11, '71.

JOSE DENNIS MARTINEZ

Born: May 14, '55; 6'1"; 185; Bats, R; Throws, R; Position: P.

Birthplace/Residence: Born and raised in Granada, Nicaragua . . . Now lives in Randallstown, Baltimore County.

Contract Status: Signed five-year contract extending thru '86 on Oct. 6, '81.

Tenure: Seven years, 26 days.

Signed Originally with: Baltimore.



YEAR CLUB	W-L	ERA	G	GS	CG	SHO	SV	IP	H	R	ER	BB	SO
1974 Miami—1	15- 6	2.06	25	25	10	4	0	179	124	48	41	53	162
1975 Miami	12- 4	2.61	20	20	9	3	0	145	125	54	42	35	114
Asheville	4- 1	2.60	6	6	4	1	0	45	45	16	13	12	18
Rochester	0- 0	5.40	2	0	0	0	0	5	7	4	3	0	4
1976 Rochester	*14- 8	*2.50	25	23	*16	1	0	180	148	64	50	50	*140
Baltimore	1- 2	2.57	4	2	1	0	0	28	23	8	8	8	18
1977 Baltimore	14- 7	4.10	42	13	5	0	4	167	157	86	76	64	107
1978 Baltimore	16-11	3.52	40	38	15	2	0	276	257	121	108	93	142
1979 Baltimore	15-16	3.67	40	*39	*18	3	0	*292	279	129	119	78	132
1980 Baltimore	6- 4	3.97	25	12	2	0	1	100	103	44	44	44	42
Miami—2	0- 0	0.00	2	2	0	0	0	12	3	1	0	5	7
1981 Baltimore	•14- 5	3.32	25	24	9	2	0	179	173	84	66	62	88
1982 Baltimore	16-12	4.21	40	39	10	2	0	252	262	123	118	87	111
1983 Baltimore	7-16	5.53	32	25	4	0	0	153	209	108	94	45	71
M.L. Totals	89-73	3.94	248	192	64	9	5	1447	1463	703	633	481	711

* Led league • Tied for league lead
1—Signed by Baltimore organization as an undrafted free agent on 12/10/73.
2—On rehabilitation assignment, July 1-10, 1980.

League Championship Series Record

YEAR CLUB, OPP.	W-L	ERA	G	GS	CG	SHO	SV	IP	H	R	ER	BB	SO
1979 Bal. vs. Cal.	0- 0	3.24	1	1	0	0	0	8.1	8	3	3	0	4
1983 Bal. vs. Chi.					(did not appear)								

World Series Record

YEAR CLUB, OPP.	W-L	ERA	G	GS	CG	SHO	SV	IP	H	R	ER	BB	SO
1979 Bal. vs. Pit.	0- 0	18.00	2	1	0	0	0	2	6	4	4	0	0
1983 Bal. vs. Phi.					(did not appear)								

Low Hitters: **Two-Hitter**—3, the latest Sep. 6, '78 vs. Bos. at Bal; **Three-Hitters**—6; the latest June 21, '82 at Cle.; **Four-Hitters**—6, the latest Aug. 24, '82 vs. Tor. at Bal. (10 innings).

Strikeout Highs: 10—Aug. 3, '78 vs. Mil. at Bal; 9—June 6, '79 vs. K.C. at Bal.

Winning Streaks: 10—Apr. 22 (first game) thru June 20, '79; 6—Aug. 24 thru Sep. 23, 81.

Pitches: Fastball, curve, slider, and change.

THE 1983 SEASON

Dennis struggled all season, compiling the highest earned run average of his career (5.53) while matching his high for losses (16, 3rd most in A.L.) . . . Won only one game over the final 2 months of the season.

Season Summary: Dennis was 6-16 with a 6.08 era (86 er/127.1 ip) in 25 starts and 1-0 with a 2.81 era (8 er/25.2 ip) in 7 relief appearances . . . Was 4-11 with a 5.55 era (60 er/97.1 ip) in 18 games before the all-star break and 3-5, 5.50 (34 er/55.2 ip) thereafter.

Starter: He lost to Kansas City on opening day but came back to defeat Cleveland in his next start . . . After 4 consecutive defeats, put together back-to-back complete game victories over Oakland on May 6 and Seattle on May 10, the only time he won 2 straight games all season.

Over his next 14 starts (May 15 thru July 16) was 2-9 with a 6.59 era (53 er/72.1 ip) and was sent to the bullpen after an 8-5 loss to California on July 16 . . . After that time, made only 5 more starts all season, going 1-4 with an 8.38 era (18 er/19.1 ip) . . . His best effort in that stretch was on Sep. 14 at Boston, when he pitched 6 shutout innings (Sammy Stewart finished up) to pick up a 5-0 victory.

Relief: He pitched more in relief than in any season except '77 (29 games) and '80 (13 games) . . . Picked up 1st relief win since '77 with 6-inning, 3-hit performance at California on July 26 . . . Also hurled 5 shutout innings at Toronto on Aug. 23 and 4 scoreless frames against Detroit on Sep. 28 . . . In last 5 relief outings starting Aug. 8, allowed just 3 earned runs in 16.2 innings.

Has pitched in relief 56 times in major league career, compiling a 10-5 record with 5 saves and a 3.61 era (152 ip, 136 h, 61 er).

Miscellaneous: Missed 2 days in mid-September when he went to Miami, where his mother was undergoing surgery . . . Had season high 7 strikeouts vs. Toronto on June 3.

1983 AND MAJOR LEAGUE CAREER

Vs. Opponents: Dennis has recorded 11 career victories against Seattle and 10 each versus Boston and Milwaukee.

Boston: Has pitched far more against the Red Sox than vs. any other club in his major league career with 28 games, 23 decisions (10-13), and 181 ip.

DENNIS MARTINEZ (Cont.)

Milwaukee: Had a 6-game winning streak against the Brewers snapped when he lost at County Stadium on Sep. 24 . . . Is 6-0 lifetime vs. Milwaukee at Memorial Stadium over 11 games (8 starts).

Seattle: Won his 1st 7 career decisions against the M's but has gone 1-1 vs. them in each of the last 4 seasons.

Toronto: Was 0-1 vs. the Blue Jays but his 2.01 career era is his best vs. any club. . . Has allowed just 2 homers in 103 career innings, both of those coming in the same game on Sep. 19, '81.

Oakland: Was 2-0 vs. the A's, the only team he defeated twice in '83 . . . Is 8-1 lifetime against Oakland, including a 6-0 mark in 6 starts at Memorial Stadium . . . His era there is 2.19 (12 er/49.1 ip).

Long Outings: He has pitched 10 or more innings in a game 9 times in the majors, compiling a 3-1 record with 5 no decisions . . . Threw 11 shutout innings at California on Aug. 20, '78 and 10 scoreless frames at New York on June 3, '81 but was not the pitcher of record in either game.

Fielding: Dennis committed one error in 59 total chances for a .983 percentage in '83 . . . Has led A.L. pitchers in chances 3 times ('78, '79, '81) and also topped major league hurlers in putouts, assists, and chances in '81.

1st Nicaraguan: In '76, Dennis became the 1st Nicaraguan ever to play in the major leagues . . . Tony Chevez, who pitched briefly for the O's in '77 was the 2nd and in '80 Twins hurler Al Williams became the 3rd from Nicaragua to make it to the majors.

Post-Season: He did not pitch in either the ALCS or world series in '83.

Was O's starter in game 3 of the '79 ALCS at Anaheim, pitched well thru 8 innings, and carried a 3-2 lead into the 9th before Angels rallied to win, 4-3 (loss went to Don Stanhouse).

Started game 4 of the world series at Pittsburgh but gave up 6 hits and 4 runs in 1.1 innings before Sammy Stewart came on . . . Baltimore rebounded from that 4-0 deficit to win behind Tim Stoddard, 9-6.

PREVIOUS CAREER HIGHLIGHTS BY YEAR

1982: He matched his previous career high with 16 wins and was among the A.L. leaders in starts (2nd, 39), innings pitched (5th, 252) and wins (tied for 8th) . . . Won 5 of his last 6 decisions, including key victories over Milwaukee in each of his last 2 starts . . . Was 10-4 at Memorial Stadium and won 14 straight at home between losses on Aug. 16, '80 and July 1, '82.

1981: He tied 4 others for the major league lead with 14 wins while leading the O's in won-lost percentage (.737, 14-5), starts (24), innings (179), strikeouts (88), and complete games (9) . . . Was 4-1 in September when he shared A.L. "pitcher of the month" honors with K.C.'s Larry Gura . . . Was 8-0 with 2.27 era at home.

Sustained a 4-inch cut on his head when hit by a bottle in Chicago on Apr. 22 . . . Pitched in relief the following day.

1980: From June 24, '79 thru the '80 season, he was 11-18 with a 3.98 era (74 er/167.1 ip).

Was hampered by shoulder problems in 1st half of '80, pitching just 7 times before the all-star break . . . Came off the disabled list in mid-July and split time between starting and relieving the rest of the season.

Pitched that winter for Ray Miller at Caguas, compiling a 6-1 record with a 1.39 era and winning the final playoff game that gave Caguas the Puerto Rican championship.

1979: He led the American League in starts (39), innings (292), and complete games (18) . . . Was 10-2 thru June 20, including a career high 10 game winning streak, but went 5-14 the rest of the way to finish as the only pitcher on the O's staff with a losing record (15-16) . . . Nine of those final 14 losses were by one run.

After the world series, traveled to Japan with Earl Weaver, Rick Dempsey, and Ken Singleton for a series of major league all-star games.

1978: Thru July 28, Dennis was 7-7 with a 5.13 era . . . From then on, went 9-4 (including 8-1 after Aug. 1) with a 1.72 era and 12 complete games in final 15 starts . . . Pitched 6.2 hitless innings vs. Seattle on Aug. 25 at Baltimore before Bill Stein spoiled it with a single.

1976-77: In his first full season, he was 6-3 in 13 starts and 8-4 with 4 saves in 29 relief appearances . . . Made his major league debut on Sep. 14, '76 vs. Detroit at Baltimore and picked up the win with 5.2 scoreless relief innings and 5 strikeouts, including 1st 3 Tigers faced.

Minors: Dennis was originally signed by Ray Poitevint and Julio Blanco Herrera . . . Was 45-19 (.703) in 3 minor league seasons.

Voted top righthander in the International League in '76, leading the circuit in wins (14), complete games (16), strikeouts (140), and era (2.50) . . . Selected to both the Topps National Association AAA and International League all-star teams.

Amateur Background: He pitched for Nicaragua in amateur world series in both '72 and '73 . . . In '73, he lost to the United States, 1-0 in 10 innings at Managua . . . Played Little League and Babe Ruth baseball.

Personal: Dennis and his wife, the former Luz Marina Garcia, were married Apr. 29, '73 . . . They have three children, Dennis (11/16/73), Erica (9/19/74), and Gilberto (4/3/82) . . . Now makes his home year round in the Baltimore suburb of Randallstown.

FELIX ANTHONY (TIPPY) MARTINEZ

Born: May 31, '50; 5'10"; 175; Bats, L; Throws, L; Position: P.



Birthplace/Residence: Born and raised in La Junta, in southwestern Colorado . . . Owns a home in Timonium, Baltimore, County, but spent the off-season in Englewood, Colorado.

Contract Status: Signed thru '86 after agreeing to five-year contract extension in Jan. '81.

Tenure: Eight years, 132 days.

Signed Originally with: New York Yankees.

YEAR CLUB	W-L	ERA	G	GS	CG	SHO	SV	IP	H	R	ER	BB	SO
1972 Oneonta—1	1- 0	2.00	2	1	1	1	1	9	3	2	2	10	9
Kinston	0- 0	4.50	5	2	0	0	0	20	22	10	10	13	18
1973 Kinston	13- 8	2.66	54	2	0	0	•15	105	74	38	31	61	160
1974 Syracuse	7- 5	3.78	36	0	0	0	8	64	49	29	27	32	70
New York (AL)	0- 0	4.15	10	0	0	0	0	13	14	7	6	9	10
1975 Syracuse	8- 2	2.05	14	14	4	1	0	110	91	39	25	35	105
New York (AL)	1- 2	2.68	23	2	0	0	8	37	27	15	11	32	20
1976 NY(AL)Bal—2	5- 1	2.31	39	0	0	0	10	70	50	19	18	42	45
1977 Baltimore	5- 1	2.70	41	0	0	0	9	50	47	17	15	27	29
1978 Baltimore	3- 3	4.83	42	0	0	0	5	69	77	41	37	40	57
1979 Baltimore	10- 3	2.88	39	0	0	0	3	78	59	29	25	31	61
1980 Baltimore	4- 4	3.01	53	0	0	0	10	81	69	30	27	34	68
1981 Baltimore	3- 3	2.90	37	0	0	0	11	59	48	21	19	32	50
1982 Baltimore	8- 8	3.41	76	0	0	0	16	95	81	39	36	37	78
1983 Baltimore	9- 3	2.35	65	0	0	0	21	103.1	76	30	27	37	81
M.L. Totals	48-28	3.04	425	2	0	0	93	655	548	248	221	321	499

* Tied for league lead

1—Signed by New York Yankees as an undrafted free agent on 7/26/72.

2—Acquired by Baltimore Orioles from New York Yankees with pitchers Rudy May, Dave Pagan, and Scott McGregor (assigned from Syracuse to Rochester) and catcher Rick Dempsey in deal for pitchers Ken Holtzman, Doyle Alexander, Grant Jackson, and Jimmy Freeman (assigned from Rochester to Syracuse) and catcher Elrod Hendricks on 6/15/76.

League Championship Series Record

YEAR CLUB, OPP.	W-L	ERA	G	GS	CG	SHO	SV	IP	H	R	ER	BB	SO
1979 Bal. vs. Cal.	(did not appear)												
1983 Bal. vs. Chi.	1- 0	0.00	2	0	0	0	0	6	5	0	0	3	5

World Series Record

YEAR CLUB, OPP.	W-L	ERA	G	GS	CG	SHO	SV	IP	H	R	ER	BB	SO
1979 Bal. vs. Pit.	0- 0	9.00	3	0	0	0	0	1.1	3	1	1	0	1
1983 Bal. vs. Phi.	0- 0	3.00	3	0	0	0	2	3	3	1	1	0	0
W.S. Totals	0- 0	4.16	6	0	0	0	2	4.1	6	2	2	0	1

All Star Game Record

YEAR CLUB SITE	W-L	ERA	G	GS	CG	SHO	SV	IP	H	R	ER	BB	SO
1983 A.L. Chi.	(selected, did not appear)												

Longest Relief Stints: 8.1 innings—May 12, '80 vs. Tex. at Bal; 7.2 innings—July 23, '79 vs. Oak. at Bal.

Strikeout Highs: 9—twice, Aug. 30, '81 vs. Cal. at Bal. and Aug. 30, '80 vs. Cal. at Bal; 7—twice, May 7, '79 vs. Oak. at Bal. and Apr. 21, '83 vs. Tex. at Bal.

1984p140-141

TIPPY MARTINEZ (Cont.)

1983 SEASON SUMMARY

Despite an appendicitis which sidelined him for 3 weeks after the all-star break, Tippy enjoyed his finest big league season. He set career highs in saves (21), innings (103.1) and strikeouts (81) and finished up with 5 post-season appearances in which he was 1-0 (the pennant clincher against Chicago) with 2 saves while allowing only one run (and no inherited runs) over a 9 inning span. He also compiled a career best 2.32 era and appeared in 65 games, 2nd only to his 76 of '82.

After June 19, though he was out of action from July 9 thru 30 (did not pitch at all during month of July) recovering from the appendectomy, Tippy went 5-0 with 12 saves and a 1.31 era (9 er, 60.2 ip) in 37 games.

Over the last 2 seasons particularly, he has developed into one of the 2 best relief pitchers in the Orioles' 30 year history (along with Stu Miller). As an Oriole his 83 career saves are 2nd only to Miller's 88 and he already ranks 3rd in appearances with 381 behind Jim Palmer (553) and Dave McNally (412).

1983 SEASON DETAILS

1st Half: Was 5-3 with a 3.17 era (19 er, 54 ip) and 10 saves in 34 1st half games, a performance that earned him a spot on the A.L. all-star team, though he did not see action in the July 6th game at Chicago.

1st Batters/Inherited Runners: Retired 54 of 65 1st batters faced (.831) and allowed only 16 of 58 inherited runners to score (.724 efficiency) . . . The opponents' collective average against him was only .211 (76-for-361), lowest against any O's staff-member.

He stranded 20 straight inherited runners over 17 appearances from April 14 thru June 1, and retired 14 consecutive 1st batters from May 7 thru June 11 (and fanned 5 straight 1st hitters at one point during that stretch).

Consecutive Games: Appeared in 7 straight games from Sep. 7 thru 13, including both ends of 2 doubleheaders, allowed no runs in 9 innings and picked up 3 saves plus 2 "holds" (see "Ratings" below) . . . Twice made 8 straight appearances without being charged with a run (6/30-8/15 and 9/7-17) . . . Earned a win & 3 saves in 4 appearances from May 27 thru June 7 & 3 wins plus a save in 4 outings from Aug. 19 thru 25.

Pickoffs: Picked off 3 Toronto runners in the 10th inning Aug. 24 at Baltimore. With Lenn Sakata catching, he relieved Tim Stoddard with one on and nobody out and picked off inherited runner Barry Bonnell, then walked Dave Collins and picked him off, and finally after giving up a single to Willie Upshaw, nailed him as well. Sakata who homered in the bottom of the inning to win the game for the O's caught only 6 pitches from Tippy. See description of that game ("That's Incredible", page 47).

Prior to his Aug. 24th "hat trick", he hadn't picked off a runner since Aug. 23, '80 when he caught Rickey Henderson leaning at Oakland.

Pennant Surge: During the O's 44-game sprint to the division title (34-10, Aug. 13 thru Sep. 25), Tippy was 4-0 with 10 saves in 23 appearances and had a 1.82 era (34.2 ip, 7 er).

Post-Season: Pitched the last 4 innings of the pennant clincher (game #4 ALCS) at Chicago in relief of Storm Davis and picked up the victory. He became only the 3rd different Orioles hurler to win a pennant (Palmer clinched the first 4 and McGregor did the honors in '79).

He came on with the score tied at 0-0, and though he contended with base-runners in every inning, he escaped each time.

In the 7th even after Jerry Dybzinski's base-running mishap, the Sox had runners on 2nd & 3rd with 2 out when he got Rudy Law on a fly to left. In the 9th there were again runners on 2nd & 3rd with 2 gone when he got Rudy Law again, this time on strikes.

In the 10th, he was protecting a 3-0 lead and with Carlton Fisk on 1st and one out, Tippy got Greg Luzinski on a called 3rd strike and fanned Tom Paciorek to end it.

He saved 2 of the O's 4 wins in the WS (game #3 for Palmer and game #4 for Storm Davis). The only run he allowed (either inherited or his own) was in the 9th inning of game #4 when Ozzie Virgil singled home Bob Dernier to make it a 5-4 game, but then he got Joe Morgan on a liner to Rich Dauer for the final out.

Ratings: Led O's in "Miller-Brown" Rating system with 82 points in 65 appearances with 21 saves, 21 holds and 9 wins against 14 squanders and 3 losses. He led the staff both in points (Sammy Stewart was 2nd with 32) and in points per appearance (1.26 . . . Stewart was 2nd again at 0.56).

The system was initiated 2 years ago and, in essence, rewards reliefers for saves (+ 3), wins (+ 2) and holds (+ 1) while penalizing them for losses (– 2) and squanders (– 1).

A pitcher can be awarded a win and a hold in the same game and can be charged with a loss and a squander in the same appearance, but can accumulate no more than 3 points (positive or negative) in one outing.

R-O-L-A-I-D-S: With a 9-3 record and 21 saves, he accumulated 57 points to win the Orioles' Rolaids Relief Award for the 3rd straight year and for the 4th time overall (won in '77 also).

In the A.L., he ranked 5th behind: (1) Dan Quisenberry-97 . . . (2) Bob Stanley-72 . . . (3) Goose Gossage-65 . . . (4) Ron Davis-62.

By Month (W-L-S): **April** 0-0-1, 8 g . . . **May** 2-1-4, 10 g . . . **June** 3-2-5, 16 g . . . **July** 0-0-0, 0 g . . . **August** 3-0-3, 14 g . . . **Sep.-Oct.** 1-0-8, 17 g.

Miscellaneous: Tippy was the unexpecting beneficiary of both the Orioles' come-from 7 runs-behind victories against the Brewers (June 15 and Sep. 18) . . . He enjoyed the same windfall on Sep. 21, '76 when the Birds rallied from an 0-7 deficit to beat the Yankees.

CAREER SUMMARY

Orioles Only: Since joining the O's on June 15, '76, Tippy is 45-26 (.634) with 83 saves. He has pitched 577.1 innings, yielded 489 hits and 198 earned runs (era 3.09), walked 266 and fanned 445. See "83 Season Summary" above for rankings on O's all time lists.

Saves For: In '83, Tippy saved games for 8 different pitchers: 5-Davis; 4-Flanagan & Boddicker; 3-McGregor; 2-Palmer; 1-D. Martinez, Ramirez & Stewart.

Lifetime, his 83 Orioles saves break down as follows: 13-McGregor; 11-Palmer; 11-D. Martinez; 10-Flanagan; 7-Davis; 6-Steve Stone; 5-Boddicker; 5-Rudy May; 4-Ross Grimsley; 3-Stewart; 2-Dave Ford; 1-Dick Drago, John Flinn, Joe Kerrigan & Dyar Miller, Dave Pagan and Ramirez.

Starts: He has started only 2 games in 425 major league appearances, both losing efforts for the Yankees in '75—to Boston July 27 and to California Aug. 24.

"Sudden Death" Wins: Tippy won 4 games in "sudden death" in '83 . . . He's earned 29 victories lifetime at Memorial Stadium, 17 of them in that dramatic fashion.

Vs. Yankees: Enjoyed another banner year in '83 against the club that signed him originally. In 9 appearances (including all 4 games in N.Y., Sep. 9-10-11), he was 1-0 with 4 saves and allowed only one run (unearned) in 16 innings.

Over the last 2 seasons he has allowed one unearned tally in 18 appearances against them (era 0.00, ip 30.1), and has gone 3-0 with 9 saves in 18 appearances . . . He's played a key role (save or win) in 12 of the Orioles' 17 wins vs. New York in that period.

Lifetime, Tippy, in 52 games against the Yankees, is 9-5 with 11 saves and a 1.92 era (75 ip, 16 er). The wins, saves and appearances all represent career highs vs. one opponent.

Vs. Other Opponents: He is still undefeated against 3 A.L. clubs: Seattle (2-0-5, 19 g), Texas (2-0-5, 27 g), and Toronto (5-0-6, 30 g) . . . The only club he's never beaten (in addition to the Orioles against whom he was 0-0-0) is the California Angels. He's lost 2 to them, but has also saved 9 in 28 appearances.

His lowest career era is 1.20 vs. the Mariners (30 ip, 4 er), and though he has never lost to them, his highest era is 5.05 against the Blue Jays (35.2 ip, 20 er).

In '83, Tippy was 3-0 with one save in 7 appearances against Toronto and 2 of his wins were on Aug. 24 & 25, those 2 highly dramatic "sudden death" victories in Baltimore. He sustained 2 of his 3 losses to the Red Sox in '83.

More detailed stats vs. each opponent, '83 and lifetime, appear on page 28.

Home Runs: Yielded a career high 10 homers in '83, but has still thrown only 34 "gopher" pitches in his A.L. career. In one inning at Cleveland on April 9th, he gave up the first grand slam (to George Vukovich) and the first back-to-back homers (Vukovich and Julio Franco) of his career.

The Tigers have hit the most off him (9), but 3 opponents haven't hit any lifetime: California, Minnesota and Oakland (also Baltimore) . . . Eleven (11) of the 34 have been hit at Baltimore.

TIPPY MARTINEZ (Cont.)

Individually, Larry Herndon is the only player to have hit 2 homers against him at Memorial Stadium, but 3 others (Carl Yastrzemski, Cliff Johnson and Lance Parrish) have accounted for 2 each.

Homerless Strings: He had one stretch of 65 straight homerless appearances (123.2 ip) between May 23, '78 and Apr. 19, '80 when the White Sox' Marv Foley broke the string in Baltimore, and another of 55 games without a home run between May 20, '76 and July 26, '77.

By Year: '74-0, '75-2, '76-1, '77-2, '78-4, '79-0, '80-5, '81-4, '82-6, '83-10.

PREVIOUS CAREER HIGHLIGHTS BY YEAR

1982: Was 2nd in A.L. in appearances with a career high 76 to Seattle rookie Ed Vande Berg, and set a club mark for a lefthander with 16 saves . . . Enjoyed his best season to date after a slow start . . . Was 0-3 with 2 saves and a 7.98 era (14.2 ip, 17 h, 13 er) thru May 8. In 64 appearances thereafter, he was 8-5 with 14 saves and a 2.58 era (80.1 ip, 64 h, 23 er).

Saved both ends of a doubleheader vs. the Yankees on Sep. 14 . . . It was the 1st time in 5 years to the day that feat had been accomplished by an Oriole since Scott McGregor did it at Toronto Sep. 14, '77. Tippy saved another against New York the following day, giving him 3 in a row.

Experienced the best month of his career in July during which he did not allow a run in 16 appearances totaling 19 innings while surrendering only 6 hits plus 3 walks and striking out 22. In that span he was 2-0 with 5 saves and 7 "holds" and was voted A.L. "player of the month".

During the week of July 19-25, was 1-0 with 2 saves while pitching 9 scoreless inning in 6 games to earn a share of A.L. "player of week" honors with Robin Yount.

1981: Was 2-2 with 9 saves in 21 games before the strike, but only 1-1 with 2 saves in 16 2nd half appearances. Prevented 39 of 51 inherited base-runners from scoring (.756) . . . Didn't allow a run in a stretch of 12 games spanning 15.2 innings from Apr. 27 to May 24.

1980: Was 2nd in the bullpen to Tim Stoddard (26 saves) . . . Had a string of 10 straight scoreless appearances from July 23 thru Aug. 23.

1979: Retired 23 straight Oakland batters on July 23rd at Baltimore . . . After walking 1st batter he faced, he pitched 7.2 perfect innings and earned the win on a Pat Kelly slam.

Over 5 straight appearances starting July 23, he yielded only one hit and no walks and retired 36 of 38 batters faced . . . Also set down 18 of 19 hitters in consecutive appearances June 22 & 23, both vs. Detroit, and won both in "sudden death" . . . Did not pitch in ALCS, but did relieve in 3 WS games (#2, 5, 7).

1978: Hampered by tendinitis and finished with highest era of career (4.83). All 3 of his losses were to Yankees . . . Went 26 days between appearances, Sep. 2 to 29.

1977: Led O's relievers in games, saves and era . . . Beat Yankees' Sparky Lyle twice and saved a win for Palmer over Catfish Hunter.

1976: After coming to Baltimore June 15, he was 3-1 with 8 saves and a 2.57 era (42 ip, 12 er).

Yankees: Was originally signed for the Yankees by Sam Suplizio as an un-drafted free agent off the Colorado State (Ft. Collins) campus in '72 . . . One year later, he led the Carolina League in saves (15), went 13-8 and fanned 160 in 105 innings.

Joined Yankees for 1st time in Aug. '74, then almost made the club at the start of '75. However, an injury to Dick Tidrow (rhp) necessitated adding another righthander to the staff instead. Won the James P. Dawson Award as the top rookie in the Yankees' '75 spring camp.

Was recalled from minors July 16, '75 and went on to lead the staff in saves (8) . . . Lyle was 5-7 with only 6 saves that year for N.Y.

Amateur Background: Played football, basketball and baseball at La Junta High School, and was drafted as an outfielder by the Washington Senators after his senior year on a late round in June '69, but chose to attend Colorado State.

Personal: Tippy is of Spanish-Mexican descent, but is a 3rd generation American and speaks little Spanish . . . He and his wife, the former Carol Sarlo, were classmates at La Junta High (graduated '69) . . . They have 2 children: Jacen Anthony (8/2/70) and Courtney Ann (10/10/78).

Tippy owns a home in Towson and now splits his winters between the Baltimore area and Englewood, CO . . . His home town of La Junta honored him Oct. 25 by naming a baseball field in the community "Tippy Martinez" Park on "Tippy Day" . . . They also held a day for him after the '79 World Series . . . He was named the 1983 Colorado "Professional Athlete of the Year."

SCOTT HOUSTON McGREGOR

Born: Jan. 18, '54; 6'1"; 190; Bats, L-R; Throws, L; Position: P.



Birthplace/Residence: Born in Inglewood, but grew up in El Segundo, Cal. (Both in L.A. area). Now lives in Phoenix, MD (Baltimore County).

Contract Status: Signed five-year contract extending thru '85 on Dec. 5, '80

Tenure: Seven years, 25 days.

Signed Originally with: New York Yankees.

YEAR CLUB	W-L	ERA	G	GS	CG	SHO	SV	IP	H	R	ER	BB	SO
1972 Ft. L'dale—1	7- 3	2.73	11	11	7	3	0	79	66	30	24	25	54
1973 West Haven	•12-13•	3.29	27	•27	*14	2	0	*197	197	95	72	63	126
1974 Syracuse	13-10	3.44	27	27	*12	3	0	*199	204	88	76	75	124
1975 Syracuse	6- 9	3.99	21	20	5	2	0	124	134	73	55	60	72
1976 Syr.-Roch.—2	12- 6	3.06	24	23	14	*6	0	162	159	59	55	40	83
Baltimore	0- 1	3.60	3	2	0	0	0	15	17	7	6	5	6
1977 Baltimore	3- 5	4.42	29	5	1	0	4	114	119	57	56	30	55
1978 Baltimore	15-13	3.32	35	32	13	4	1	233	217	98	86	47	94
1979 Baltimore	13- 6	3.34	27	23	7	2	0	175	165	70	65	23	81
1980 Baltimore	20- 8	3.32	36	36	12	4	0	252	254	101	93	58	119
1981 Baltimore	13- 5	3.26	24	22	8	3	0	160	167	63	58	40	82
1982 Baltimore	14-12	4.61	37	37	7	1	0	226.1	238	126	116	52	84
1983 Baltimore	18- 7	3.18	36	36	12	2	0	260	271	101	92	45	86
M.L. Totals	96-57	3.59	227	193	60	16	5	1435	1448	623	572	300	607

* Led league • Tied for league lead

1—Selected by New York Yankees' organization in June '72 free agent draft (1st round, regular phase) . . . Signed on 6/28/72.

2—Acquired by Baltimore organization from Yankees' organization on 6/15/76, and assigned by Syracuse to Rochester (International League) in exchange for contract of pitcher Jimmy Freeman . . . At the same time, Baltimore acquired pitchers Rudy May, Tippy Martinez and Dave Pagan and catcher Rick Dempsey from the Yankees in deal for pitchers Ken Holtzman, Doyle Alexander, and Grant Jackson and catcher Elrod Hendricks.

League Championship Series Record

YEAR CLUB, OPP.	W-L	ERA	G	GS	CG	SHO	SV	IP	H	R	ER	BB	SO
1979 Bal. vs. Cal.	1- 0	0.00	1	1	1	1	0	9	6	0	0	1	4
1983 Bal. vs. Chi.	0- 1	1.35	1	1	0	0	0	6.2	6	2	1	3	2
L.C.S Totals	1- 1	0.57	2	2	1	1	0	15.2	12	2	1	4	6

World Series Record

YEAR CLUB, OPP.	W-L	ERA	G	GS	CG	SHO	SV	IP	H	R	ER	BB	SO
1979 Bal. vs. Pit.	1- 1	3.18	2	2	1	0	0	17	16	6	6	2	8
1983 Bal. vs. Phi.	1- 1	1.06	2	2	1	1	0	17	9	2	2	2	12
W.S. Totals	2- 2	2.12	4	4	2	1	0	34	25	8	8	4	20

All Star Game Record

YEAR CLUB SITE	W-L	ERA	G	GS	CG	SHO	SV	IP	H	R	ER	BB	SO
1981 A.L., Cle.	(selected, did not appear)												

Low Hitters: **Two-Hitters**—2, May 22, '80 vs. Det. at Bal. and May 28, '83 at K.C.; **Three-Hitters**—5 (3 in '81), the latest Aug. 22, '81 at Oak; **Four-Hitters**—5, the latest July 19, '83 at Sea.

Strikeout Highs: 11—Sep. 25, '81 at N.Y., 9—May 13, '81 at Tor.

Winning Streaks: 7—Apr. 30 thru June 11, '78; 6—July 2 thru Aug. 4, '83; 5—Apr. 27 thru May 22, '81.

Pitches: Fastball, curve, slider, and change.

THE 1983 SEASON

Scott rebounded from an injury-plagued 1982 to lead the Orioles in wins (18), starts (36), innings pitched (260, career high), and complete games (12) while compiling his lowest earned run average in 7 major league seasons (3.18).

1984p144-145

SCOTT McGREGOR (Cont.)

He placed among the league leaders in winning percentage (3rd, .720), era (5th), innings pitched (5th), complete games (5th), victories (6th), and starts (tied for 3rd) . . .

Scott was again one of the top control pitchers in the majors and he excelled during the pennant race, losing only 3 times in a 4-month span from May 28 through September 23 . . . He also pitched well in the post-season, and after a pair of 2-1 defeats, hurled a 5-hit shutout against Philadelphia in the 5th game of the world series to give Baltimore its 1st world title since '70.

Season Summary: Scott was 9-4 with a 3.49 earned run average (48 er/123.2 ip) in 18 starts before the all-star break and 9-3 with a 2.90 era (42 er/136.1 ip) in 18 2nd half appearances.

By Month: April: 3-0, 3.11, 5 g . . . May: 2-3, 5.45, 6 g . . . June: 3-1, 2.55, 6 g . . . July: 5-0, 2.26, 6 g . . . August: 3-1, 2.64, 6 g . . . September-October: 2-2, 3.72, 7 g.

Start: He began the year with a pair of no decisions (10 er/10.2 ip) before pitching complete game victories in each of his last 3 April starts, allowing just one run in each game . . . Was the best April of his career as his prior record in the 1st month was 4-8.

Lost 3 of his next 4 decisions and was 4-3 with a 4.83 era (34 er/63.1 ip) in 10 starts thru May 24.

Finish: Over his next 20 starts from May 28 thru Sep. 3, Scott was 13-2 with a 2.20 era (39 er/159.2 ip) and allowed just 27 walks in that span . . . Had 9 complete games in that period, went 10 innings without a decision in another start, and pitched less than 7 innings only 4 times . . . Allowed 2 or fewer runs in 14 of those 20 appearances.

Started the streak with a 2-hit shutout at Kansas City on May 28 and won his next 3 decisions before a loss at New York on June 22 . . . Went 6-0 in his next 8 starts (2.13 era), the 2nd longest winning streak of his career, until a setback to Cleveland on Aug. 9 . . . Then was 3-0 over his next 5 appearances thru Sep. 3.

Was 1-2 in his final 6 starts with a 4.62 era (19 er/37 ip).

Ironman: Scott was the only Oriole starter not to miss a turn with his 36 starts being one shy of his career high set in '82 . . . In a period from May 17 thru Aug. 6, when both Mike Flanagan and Jim Palmer were sidelined by injuries, he was 11-2 with a 2.28 era (32 er/126.1 ip) in 16 starts.

Honors: He was selected as the lefthanded pitcher on the Associated Press' major league all-star team at the end of the season . . . Finished 6th in the balloting for the BBWAA's A.L. Cy Young Award.

Was also named the A.L.'s "pitcher of the month" for July for his 5-0 record and 2.26 era in 6 starts.

Miscellaneous: He was 14-1 with a 2.56 era (46 er/161.2 ip) in 21 road starts but just 4-6 with a 4.21 mark (46 er/98.1 ip) in 15 appearances at Memorial Stadium . . . Lost at New York on Sep. 9 to snap his streak of 14 consecutive road victories, including his 1st 13 decisions of '83 . . . Had not lost in any enemy ballpark since Aug. 19, '82 at Minnesota . . . Did not win at home after beating Texas on July 30, going 0-2 in last 6 outings.

Allowed a team-high 24 homers and has surrendered 55 "gophers" in the last 2 years . . . Did not throw a wild pitch all season . . . In 7 of his 11 no decisions, gave up 2 or fewer runs.

1983 AND MAJOR LEAGUE CAREER

Post-Season: Scott is 3-3 with a 1.63 earned run average (9 er/49.2 ip) in 6 lifetime post-season starts, including a pair of shutouts . . . He's 1-1, 0.57 (1 er/15.2 ip) in 2 ALCS starts and 2-2, 2.12 (8 er/34 ip) in 4 world series appearances.

1983: He started game 1 of the ALCS at Memorial Stadium and allowed Chicago just 6 hits and 2 runs (one earned) thru 6.2 innings before being relieved by Sammy Stewart trailing 2-0 . . . Scott walked 3 and fanned 2 and was the loser in Lamarr Hoyt's 2-1 victory.

Also was the starter in the world series opener against Philadelphia and suffered a similar fate . . . Had a 1-0 lead thru 5 innings but ended up a 2-1 loser on homers by Joe Morgan in the 6th and Garry Maddox in the 8th . . . In 8 innings of work, allowed just 4 hits with no walks and 6 strikeouts.

Came back in the 5th game at Philadelphia with a masterful 5-hit shutout to win, 5-0, and give the O's the world championship . . . Walked 2 and fanned 5 while becoming the first pitcher to hurl a shutout in the deciding game of the world series since Baltimore's Dave McNally

blanked Los Angeles in game 4 of the '66 fall classic . . . Also marked Scott's 2nd shutout in a post-season "clincher" (see below).

1979: He became the 1st pitcher other than Jim Palmer to clinch a pennant for the O's when he shut out California in the 4th game of the ALCS at Anaheim on Oct. 6 . . . Threw a 6-hitter, walked 1, and fanned 4 in the 8-0 win . . . Was aided by a great play by Doug DeCinces, which killed an Angel rally in the 5th.

Won world series game 3 at Pittsburgh, 8-4, allowing 9 hits while going the route . . . Held the Pirates to one run and 4 hits in last 7 innings after shaky start . . . Also drew the starting assignment for the 7th and deciding game . . . Led 1-0 until the 6th when Willie Stargell's 2-run homer gave Pittsburgh the lead en route to a 4-1 victory . . . Scott allowed just 2 runs and 7 hits in 8 innings before departing for a pinch-hitter.

Winning: In the last 5 seasons ('79-'83), Scott has a 78-38 record, a .672 winning percentage that is the highest among major league pitchers in that period . . . New York's Ron Guidry is 2nd at .669.

Is 5th in the majors in victories over that period behind Steve Carlton (93), Jack Morris (84), Joe Niekro (82), and Guidry (81) . . . Has 65 wins in the last 4 years ('80-'83), more than anyone except Carlton (75) and Morris (67).

Is 93-48 (.660) beginning Apr. 30, '78 . . . Prior to that, was just 3-9 in the major leagues . . . Is 4th on the club's all-time list in winning percentage (.627) and 6th in career victories (96).

April is the only month in which he has a lifetime losing record (7-8, after 3-0 in '83). . . In the other months is: May (19-8), June (15-8), July (19-8), August (17-13), September (17-12), October (2-0).

Control: Scott yielded just 1.56 bases on balls per every 9 innings (45 walks/260 innings), the 2nd best ratio among the 46 American League qualifiers to Chicago's Lamarr Hoyt, who had a 1.07 ratio (31 bb/260.2 ip) . . . That duo topped the major leagues as the N.L. leader was San Francisco's Atlee Hammaker at 1.67.

Led the A.L. with a 1.18 average in '79 and his career ratio of 1.88 walks/9 innings is 3rd best in club history (500 innings minimum) behind Dick Hall (1.47) and Robin Roberts (1.81).

In '83, walked more than one batter in just 13 of 36 starts and allowed no bases on balls 11 times . . . Walked only one batter in a span of 2 starts (27 ip) from July 19 thru 30 . . . Over the last 6 years, has issued no more than one walk in 115 of 186 games.

In one month-long stretch in '79, pitched 46.1 consecutive innings without walking a batter from June 29 to July 19 . . . Walked career high 6 batters on Apr. 9, '78 but shutout Toronto, 4-0.

Shutouts: He pitched two shutouts in '83, blanking Kansas City on 2 hits, 1-0, on May 28, and Minnesota on 8 hits, 13-0 on Sep. 3 . . . Has all 16 career shutouts in last 6 years ('78-'83), 6th on the O's all-time list and tied for 3rd among A.L. pitchers in that period (Guidry 18; Mike Caldwell 17; Dave Stieb 16). . . Lost 2 other shutouts in the 9th inning, June 16 at Milwaukee and July 9 vs. Seattle (both no decisions).

Has pitched 4 career shutouts vs. New York (see below), 3 against Minnesota and Toronto, and one each vs. California, Chicago, Cleveland, Detroit, Kansas City, and Oakland.

Vs. Opponents: Scott defeated every A.L. club except New York at least once in '83 with 2 wins apiece against California, Cleveland, Kansas City, Minnesota, Seattle, and Toronto.

Boston: In only '83 decision vs. the Red Sox, defeated Bobby Ojeda on June 11 to snap a 5-game losing streak since last triumph on June 28, '80 . . . Is just 3-8 lifetime.

California: After losing to Chris Knapp on Aug. 18, '78, beat the Angels 12 straight times in as many starts before a setback to Steve Renko on July 19, '82 at Baltimore . . . His era in that period was 2.09 (23 er/99 ip) and included the 8-0 shutout in the 4th game of the '79 ALCS.

Since that loss to Knapp, is 9-0 in 9 starts against the Angels at Anaheim Stadium, inc. the ALCS . . . Has more regular season victories against California (13) than any other club.

Milwaukee: Lost 5 of his 1st 6 lifetime decisions against the Brewers but has won 3 straight since last loss on May 10, '80.

New York: Was 0-2 against the Yankees in '83 and is 6-7 lifetime . . . His 1st 5 career victories vs. N.Y. were all shutouts, 3 by 1-0 scores . . . That streak ended with an 8-2 triumph on Sep. 6, '82, although Scott pitched 5.2 scoreless innings in that game before being relieved.

Went the route in 4 of the 5 shutouts, including a 3-0, rain-shortened triumph on Aug. 13, '78 . . . In that game, led 3-0 thru 6 innings but was

SCOTT McGREGOR (Cont.)

touched for 5 runs in the top of the 7th . . . However, it started to rain in the bottom of that inning and when the game was called, the score reverted to the last completed inning, giving the O's a 3-0 win . . . The rules have since been changed to prevent a recurrence.

Oakland: Has captured his last 4 decisions vs. the A's since a loss on Aug. 22, '81.

Texas: Was 1-0 against the Rangers and is 5-0 lifetime . . . Prior to 2 starts in '83, had not pitched against the Rangers since July 29, '80.

Toronto: Has defeated the Blue Jays 7 straight times since dropping decision to Tom Underwood on June 26, '80 . . . His career 2.29 era against Toronto is his lowest vs. any opponent.

For full statistics vs. Opponents, see page 28.

Injuries: He has been bothered by arm problems several times in his career . . . Was bothered by tightness and weakness in the muscles of his left shoulder for most of the 2nd half in '82 and pitched just 82 innings after the all-star break . . . Underwent a therapy and exercise program for the shoulder last winter.

In the spring of both '79 and '80, was bothered by inflamed muscles in the left elbow, the result of trying to throw after his arm had become tight from a winter's inactivity . . . Went on therapy and strengthening program after the '80 season that resulted in injury-free '81 start.

PREVIOUS CAREER HIGHLIGHTS BY YEAR

1982: Hampered by those 2nd half arm problems (see above) and finished with the highest era of his pro career (4.61) . . . Was just 2-5 with a 6.83 era in his last 13 starts beginning Aug. 1 . . . Set a personal best with 37 starts.

1981: Had the lowest era among the O's starters at 3.26 and tied for 2nd highest victory total among A.L. pitchers (13) . . . Was 5th in the league in shutouts (3) and 6th in winning percentage (.722) . . . Selected to A.L. pitching staff for the All-Star Game at Cleveland but did not pitch.

1980: Became a 20-game winner for the 1st time in his career when he defeated Cleveland's Len Barker (also going for 20th win) on the final day of the season . . . Was 3rd in the league with a .714 winning percentage and went 19-6 after May 21 . . . Did not make 1st regular season start until Apr. 22 because of arm problems.

1979: Recovered from a sore elbow and an 0-2 record over the 1st 2 months to go 13-4 with a 2.94 era starting June 11 . . . After 0-2 starts, never lost 2 in a row again . . . Had the A.L.'s best ratio of men on base to innings pitched, +15 (175 ip/165 h, 22 bb, 2 hb) . . . Was named A.L. "player of the week", Aug. 27-Sep. 3.

1978: In 1st year as regular starter, started slowly with 0-3 record and 13.50 era thru Apr. 24 . . . Was 15-10 with 2.74 era from then on . . . Retired 1st 20 batters against K.C. on Aug. 20 before Hall McRae doubled with 2 out in the 7th.

1977: He was 2-1 in 5 starts and 1-4 with 4 saves in 24 relief appearances . . . Picked up 1st big league win in starting role against Cleveland on Apr. 20, then waited 4 months and 4 days for next victory, in relief on Aug. 20 vs. Chicago.

Minor Leagues: Scott was the Yankees' 1st pick in the June '72 free agent draft . . . Went to spring training 4 straight years with the Yankees at Fort Lauderdale ('73-'76) but never spent a day on the regular season roster.

Was named the International League's top lefthanded pitcher in '76.

Amateur Background: Scott was a teammate of K.C.'s George Brett (whom he out-hit senior year) at El Segundo High School where he was 51-5 with an 0.29 era (including 18-1 as a senior) in 4 seasons . . . Also played basketball there.

Played Little League, Babe Ruth League, and American Legion baseball . . . His El Segundo team won the Babe Ruth world championship in '69.

Personal: Has attended El Camino Jr. College . . . Hobby: photography . . . Is very active in the Fellowship of Christian Athletes and coordinates the Orioles' chapel services . . . Is the club's player representative . . . Spent part of the winters in '79 and '81 teaching at Gilman School in Baltimore.

Scott and his wife, the former Cara Bell, were married in Baltimore on Sep. 27, '76 . . . They have 2 children: Eric Scott (11/22/78) and Katherine Noel (10/28/80).

DANIEL (DAN) J. MOROGIELLO

Born: March 26, '55; 6'1"; 200; Bats, L; Throws, L; Position: P.



Birthplace/Residence: Born and raised in Brooklyn, N.Y. . . . Spent the off-season in Timonium, MD.

Contract Status: Signed thru '84.

Tenure: 114 days.

Signed Originally with: Atlanta.

YEAR CLUB	W-L	ERA	G	GS	CG	SHO	SV	IP	H	R	ER	BB	SO
1976 Kingsport—1	1- 2	3.24	5	5	0	0	0	25	28	11	9	5	26
Greenwood	4- 1	3.29	8	8	1	0	0	41	41	18	15	23	24
1977 Savannah	13-12	3.99	26	26	9	3	0	169	164	87	75	•99	109
1978 Savannah	8-14	3.10	27	27	8	1	0	180	184	81	62	81	96
1979 Richmond	12-13	3.56	31	31	9	1	0	200	186	90	79	76	116
1980 Richmond	11-12	4.04	29	29	11	0	0	196	•206	102	•88	50	71
1981 Savannah—2	5- 4	4.23	43	0	0	0	7	66	78	39	31	59	54
1982 Louisville—3	5- 4	4.50	57	1	0	0	6	80	102	44	40	22	43
1983 Rochester—4	1- 1	5.73	17	1	0	0	2	33	41	24	21	12	16
Baltimore	0- 1	2.39	22	0	0	0	1	37.2	39	10	10	10	15
M.L. Totals	0- 1	2.39	22	0	0	0	1	37.2	39	10	10	10	15
Pro. Totals	60-64	3.76	265	128	38	5	16	1028	1066	506	430	437	570

• Led league

1—Selected by Atlanta organization in June '76 free agent draft (3rd round, regular phase) . . . Signed on 6/15/76.

2—Sold to St. Louis organization on 2/1/82 . . . Assigned to Louisville.

3—Became an automatic free agent after 7th pro season under terms of National Association agreement . . . Was signed as a free agent by Baltimore organization on 1/3/83 . . . Assigned to Rochester.

4—Contract purchased by Baltimore on 5/18/83.

Pitches: Fastball, curve, slider and change-up.

1983 SEASON SUMMARY

Baltimore: Dan did 2 stretches with both the Orioles and Rochester Red Wings. He was first called up May 18 after Mike Flanagan was hurt, returned to Rochester Aug. 7 when Mike was reactivated, then returned to Baltimore Sep. 1st.

Scoreless Innings/Best Effort: Did not allow a run over his final 11.1 innings spanning 4 appearances and starting with his final inning on Sep. 15 vs. Boston.

His best effort of the year was on Sep. 18 . . . Dan came on to relieve Jim Palmer with one out in the 2nd and O's down 6-0 . . . He gave up a hit that produced another run (also charged to Palmer) before getting out of the inning, then pitched 6 scoreless, and left after 8 with the O's ahead by 9-7. Milwaukee tied it up in the 9th off Tim Stoddard and Tippy before the O's won in the 9th (10-9) with Tippy getting the win.

Odds and Ends: Picked up his 1st (and only) big league save on July 11 vs. Oakland on behalf of Dennis Martinez . . . Lost his only decision next time out, July 21 at Oakland.

Yielded only one home run, a grand slam to Detroit's John Wockenfuss at Detroit July 3 . . . Retired 16 of 22 1st batters (.727) and prevented 19 of 27 inherited runners from scoring (.704) . . . Had 8 "holds" and one save balanced against 6 "squanders" and one loss.

Rochester: Appeared in 11 games for Rochester during his 1st tour and 6 in the 2nd . . . Started one game for the Wings, Aug. 16 vs. Pawtucket, but did not have a decision.

PREVIOUS PRO CAREER

1982: Acquired by the St. Louis organization in February, Dan appeared in 57 games (3rd in Amer. Assoc.), all but one in relief, for Louisville . . . Had an outstanding winter for Lara in Venezuelan League where he had a 5-0 record and 1.84 era in 25 games . . . Fanned 34 and walked only 12 in 48 innings and was chosen to league all-star team.

Braves System: Was signed for Atlanta by Bob Turzilli . . . Spent 1st 6 pro seasons with Braves, the 1st 5 as a starter . . . Became a reliefer at Savannah in '81 . . . Was on Atlanta's major league roster in spring of '80 and was a non-roster invitee the previous year.

Pitched 8.2 innings of no-hit baseball against Syracuse in semi-final round of '79 International League playoffs . . . He finally allowed a scratch single and finished with a 1-hit shutout for Richmond . . .

Was 2nd in the I.L. in starts in both '79 (31) and '80 (29) . . . Finished 3rd in the Southern League in wins (13) and shutouts (3) at Savannah in '77.

DAN MOROGIELLO (Cont.)

Amateur Background: Pitched 2 seasons at Seton Hall University in South Orange, N.J. . . . Rick Cerone was his batterymate in '75 . . . In '76, Dan was 6-1 and finished 3rd in nation in strikeouts per inning, primarily as a reliefer . . .

Earned all-metropolitan New York-New Jersey honors.

Was 3-time all-city selection in baseball and football at Canarsie High School in Brooklyn (graduated '73) . . . Was team captain in both sports senior year.

Also participated in Little League, American Legion and Atlantic Coast Baseball League programs.

Personal: Spent winter in Baltimore area and was active in Orioles' speakers program . . . He and his wife, the former Nancy Marie Auld, were married Sep. 10, '78 . . . They have a daughter, Vanessa Lynn (10/11/81).

EDDIE CLARENCE MURRAY

Born: Feb. 24, '56; 6'2"; 200; Bats, L-R; Throws, R; Position: 1B.

Birthplace/Residence: Born and raised in Los Angeles, Cal. Now lives in Phoenix, Md. and L.A.

Contract Status: Signed five-year contract (with option for a sixth year) extending thru '85 season on Dec. 26, '80.

Tenure: Seven years.

Signed Originally with: Baltimore



YEAR CLUB	AVG.	G	AB	R	H	2B	3B	HR	RBI	BB	SO	SB	CS	HP
1973 Bluefield—1	.287	50	188	34	54	6	0	11	32	19	46	6	1	2
1974 Miami	.289	131	460	64	133	29	7	12	63	58	85	4	3	5
Asheville	.286	2	7	1	2	2	0	0	2	1	1	0	0	0
1975 Asheville	.264	124	436	66	115	13	5	17	68	53	79	7	4	4
1976 Charlotte	.298	88	299	46	89	15	2	12	46	43	41	11	3	1
Rochester	.274	54	168	35	46	6	2	11	40	34	27	3	1	1
1977 Baltimore	.283	160	611	81	173	29	2	27	88	48	104	0	1	1
1978 Baltimore	.285	161	610	85	174	32	3	27	95	70	96	6	5	1
1979 Baltimore	.295	159	606	90	179	30	2	25	99	71	78	10	2	2
1980 Baltimore	.300	158	621	100	186	36	2	32	116	54	71	7	2	2
1981 Baltimore	.294	99	378	57	111	21	2	•22	*78	40	43	2	3	1
1982 Baltimore	.316	151	550	87	174	30	1	32	110	70	82	7	2	1
1983 Baltimore	.306	156	582	115	178	30	3	33	111	86	90	5	1	3
M.L. Totals	.297	1044	3958	615	1175	208	15	198	697	439	564	37	16	11

GWRBI: '79-14; '80-16; '81-10; '82-20; '83-17. Total: 77.
* Led League • Tied for league lead
1—Selected by Baltimore organization in June '73 free agent draft (3rd round, regular phase). . . Signed on 7/1/73.

League Championship Series Record

YEAR CLUB, OPP.	AVG.	G	AB	R	H	2B	3B	HR	RBI	BB	SO	SB	CS	HP
1979 Bal. vs. Cal.	.417	4	12	3	5	0	0	1	5	5	2	0	0	0
1983 Bal. vs. Chi.	.267	4	15	5	4	0	0	1	3	3	3	1	0	0
L.C.S. Totals	.333	8	27	8	9	0	0	2	8	8	5	1	0	0

World Series Record

YEAR, CLUB, OPP.	AVG.	G	AB	R	H	2B	3B	HR	RBI	BB	SO	SB	CS	HP
1979 Bal. vs. Pit.	.154	7	26	3	4	1	0	1	2	4	4	1	0	0
1983 Bal. vs. Phi.	.250	5	20	2	5	0	0	2	3	1	4	0	0	0
W.S. Totals	.196	12	46	5	9	1	0	3	5	5	8	1	0	0

All Star Game Record

YEAR CLUB, SITE	AVG.	G	AB	R	H	2B	3B	HR	RBI	BB	SO	SB	CS	HP
1978 A.L., S.D.	(selected, did not appear)													
1981 A.L., Cle.	.000	1	2	0	0	0	0	0	0	0	0	0	0	0
1982 A.L., Mtl.	.000	1	1	0	0	0	0	0	0	1	0	0	0	0
1983 A.L., Chi.	.000	1	2	0	0	0	0	0	0	0	0	0	0	0
A.S.G. Totals	.000	3	5	0	0	0	0	0	0	1	0	0	0	0

Career Highs, Game: Runs—4, twice, Sep. 18, '78 at Cle., and Apr. 10, '83 at Cle. (ties club record); **Hits**—5, Apr. 17², '82 at Chi. (ties club record); 4, 13 times (including 3 in '83), the latest Sep. 13², '83 at Bos.; **Home Runs**—3, twice, Aug. 29², '79 at Min. and Sep. 14, '80 at Tor. (ties club record); 2 nine times (twice in '83), the latest Sep. 22, '83 at Det.; **RBI**—7, Aug. 29², '79 at Min; 6, Aug. 16, '81 vs. Chi. at Bal.; 5, three times, Sep. 19, '81 vs. Mil. at Bal.; Aug. 26, '82 vs. Tor. at Bal. and Sep. 18, '83 vs. Mil. at Bal.

Hitting Streaks—19, Apr. 18 thru May 8, '79; 16, June 3 thru 19, '80; 15, Sep. 16 thru Oct. 1, '77; 14, July 8 thru 24¹, '79 and Apr. 5 thru 25, '82 (1st 14 games of the season).

1983 SEASON

Eddie batted over .300 (.306), hit more than 30 home runs (career high 33), and drove in better than 100 runs (111) for the 3rd time in the last 4 years . . . Led the Orioles in homers, rbi, slugging (.538, career high) and on-base percentage (.398) while finishing 2nd in batting, runs (115, career high), hits (178), total bases (313), doubles (30), walks (86, career high), game-winning rbi (17), games (156) and at bats (582).

He was among the A.L. leaders in runs (2nd), slugging (3rd), total bases (4th), on-base percentage (4th), home runs (4th), rbi (5th), game-winning rbi (tied for 3rd), hits (tied for 9th), and batting (12th). In addition, he won the A.L. Gold Glove Award at 1st for the 2nd consecutive year.

He finished 2nd to teammate Cal Ripken in the BBWAA's American League "Most Valuable Player" voting, tied Ripken for "Most Valuable Oriole" honors, and was selected the A.L.'s all-star first baseman.

In 7 seasons with Baltimore, Eddie has averaged 28 homers and 99 rbi while hitting at least 22 home runs in each campaign.

Batting: Eddie hit for the 2nd highest average of his career while improving his career mark to .297, 4th in club history . . . Batted .308 (88-for-286) with 13 homers and 48 rbi in 76 1st half games and .304 (90-for-296) with 20 homers and 63 rbi in 80 contests after the all-star break.

Summary: He had another good start, hitting .331 (42-for-127) in his 1st 34 games thru May 17 . . . Batted .272 (40-for-147) in his next 39 contests thru June 30 with his average dropping to .299.

Went on a .365 (42-for-115) tear over his next 31 games with 11 homers and 29 rbi, lifting his batting mark to .319 . . . Hit safely in final 8 games of that period (thru Aug. 5) at .438 (14-for-29), matching his longest streak of the year.

Was sidelined for the next 5 games (one ph appearance) with a strained knee (see below), and on his return, hit just .113 (6-for-53) with 6 rbi over his next 15 games, dropping his average to .294 thru Aug. 25.

Down the Stretch: Eddie once again had a strong finish . . . Starting Aug. 26, the day that Baltimore moved into 1st place for good, he hit .320 (48-for-150) with 9 homers, 32 rbi, and 32 runs scored in his last 37 games . . . His hottest stretch came from Sep. 10 thru 23, when he hit safely in 15 of 16 games at a .421 (24-for-57) clip . . . Overall, hit safely in 31 of final 37 games with 2 or more hits 14 times.

Batted .328 (38-for-116) with 9 homers, 25 rbi, and 23 runs scored in 31 games in September-October . . . See "Great Endings" below.

By Month: April-.316 (24-for-76), 2 hr, 11 rbi, 20 games . . . May-.286 (30-for-105), 4 hr, 21 rbi, 28 g . . . June-.301 (28-for-93), 5 hr, 12 rbi, 25 g . . . July-.337 (33-for-98), 10 hr, 26 rbi, 26 g . . . August-.266 (25-for-94), 3 hr, 16 rbi, 26 g . . . September-.327 (36-for-110), 9 hr, 23 rbi, 29 g . . . October-.333 (2-for-6), 0 hr, 2 rbi, 2 g.

Miscellaneous: Had 55 multiple-hit games, the 5th highest total in the league, including three 4-hit and six 3-hit games . . . Hit safely 108 of 156 games . . . Had three 8-game hitting streaks . . . Batted .341 (45-for-132) with 65 rbi with runners in scoring position . . . Became just the 2nd Oriole to ever score 100 runs in a season twice, matching Frank Robinson's feat.

MVP Vote/Other Honors: Eddie placed 2nd to Ripken in the BBWAA's "mvp" balloting in a close contest . . . Cal received 15 1st place votes, 9 2nds, 3 3rds, and one 4th for 322 points to Eddie's 10 1sts, 11 2nds, 5 3rds, one 4th, and one 7th and 290 points . . . They were the only 2 players to be included on all 28 ballots (2 writers in each A.L. city), and it marked the 1st time that teammates had finished one-two in the A.L. "mvp" voting since Baltimore's Frank Robinson, Brooks Robinson, and Boog Powell captured the top 3 spots in '66 . . . Chicago's Carlton Fisk was 3rd and Boston's Jim Rice 4th in the '83 voting.

It was the 2nd straight year that Eddie had placed 2nd in the balloting as he was runnerup to Milwaukee's Robin Yount (385 to 228) in '82 . . .

By tying Ripken for "most valuable Oriole" honors, Eddie joined Brooks Robinson as the only 4-time winner of the award . . . Became the 1st Oriole to capture that honor in 3 consecutive seasons as he was a unanimous pick in '81 and '82.

Was also named as 1st baseman on A.L. all-star teams selected by *The Sporting News* and United Press International and the major league all-star squad chosen by Associated Press.

Injuries: Eddie strained his right knee in an attempted pickoff play at 2nd base on Aug. 5 vs. Chicago . . . Was out of the starting lineup

for 5 games (O's were 0-5) and was bothered by the problem for about 2 weeks.

Was hit on the left foot by a Milt Wilcox pitch on Sep. 29 and sat out a doubleheader the next night . . . Was used in the designated hitter slot for the last 2 games of the regular season.

Post-Season: He batted a composite .257 (9-for-35) with 3 homers and 6 rbi in 9 post-season contests . . . Started slowly but finished strong in both series.

ALCS: Was 0-for-29 in his last 7 post-season games and 0-for-8 in the '83 ALCS when he blasted a 3-run homer off Richard Dotson in the 1st inning of game #3 at Comiskey Park . . . That set stage for O's easy 11-1 win . . . Scored 4 runs in that game to tie a CS record . . . Went 3-for-5 in game 4.

WS: Had just 2 singles in 16 bats in the 1st 4 games before going 3-for-4 with a pair of homers in the 5th and deciding game . . . Hit a solo homer in the 2nd and a 2-run shot in the 4th, both off Philadelphia starter Charles Hudson . . . Became the 32nd player to hit 2 homers in a world series game and was the only Oriole to hit 2 homers in the series . . . Also led the club in at bats (20) and tied for the top spot in hits (5) and rbi (3).

1983 AND MAJOR LEAGUE CAREER

Home Runs: Eddie hit 30 or more homers for the 3rd time and only Boog Powell (4) and Frank Robinson (3) have matched that performance with Baltimore . . . Hit one grand slam (see below), one homer with 2 men on, 15 homers with one on, and 16 solo shots.

Had circuit clouts in back-to-back games 5 times . . . Went a career high 31 games between homers from Apr. 21 until blast off K.C.'s Larry Gura on May 27 . . . Had 4 homers in 5-game span, May 27 thru 31.

20 or More Homers 7 times: Has hit 20 or more homers in each of his 7 major league campaigns . . . Only Powell (8) has had more 20-homer seasons for the O's . . . Eddie's 7 straight 20-homer seasons rank 2nd in the majors to Mike Schmidt (10 straight).

Career Leaders: Is 3rd on Baltimore's all-time list with 198 behind Powell (303) and Brooks (268) . . . In the span of his 7-year major league career (starting '77), only Schmidt (258), Jim Rice (228), and George Foster (210) have hit more homers . . . With 144 homers in the last 5 seasons ('79 thru '83), Eddie is 3rd behind Schmidt (199) and Gorman Thomas (165).

Among Switch-Hitters: Is one of just 3 switch-hitters in major league history to have multiple 30-homer seasons, joining Mickey Mantle (9) and Reggie Smith (2) . . . Ranks 5th all-time among switchers in homers, trailing Mantle (536), Smith (314), Ken Singleton (240), and Ted Simmons (222).

Multi HR Games/HR from Both Sides: Hit 2 homers in a game twice during the regular season and once in the world series in '83 (see above) . . . Homered twice off Boston's Mike Brown on June 19 at Baltimore and twice off Detroit's Milt Wilcox on Sep. 22 at Tiger Stadium . . . Has now homered twice in a game 10 times, 9 during the regular season.

Has tied club record with 3 homers in a game twice: Aug. 29[2], '79 at Minnesota (2 off Geoff Zahn, 1 off Mike Marshall) and Sep. 14, '80 at Toronto (2 off Jackson Todd, 1 off Mike Barlow) . . . Only other Oriole to accomplish that feat more than once was Powell (3 times).

Has also hit homers both righthanded and lefthanded in the same game 5 times in his career, tied for 3rd all-time behind Mantle (10), Smith (6), and Roy White (5) . . . Accomplished that feat twice in '82, tying Mantle's major league record.

Grand Slams: Hit the 7th grand slam of his major league career off Milwaukee's Pete Ladd on Sep. 18 at Baltimore . . . With that clout, matched Powell for the all-time club lead in that department . . . It was his 5th career slam at Memorial Stadium, tying Lee May for club lifetime high . . . See page 11 for more details.

Runs Batted In: He drove in over 100 runs for the 3rd time in '83, joining Powell at that figure for the most 100-rbi seasons in club history . . . Had a season-high 5 rbi vs. Milwaukee on Sep. 18 . . . Led the club with 65 "key runs produced" (runs that puts the team one down, tied, lead, or two up), 14 of those coming in the 6th inning or later.

Among Leaders: Over the last 6 years has 609 rbi and is 2nd in the majors to Rice (640) during that period . . . In last 5 years ('79-'83) his 514 rbi is 3rd highest . . . His 7-year career total of 697 is 4th in O's history and ranks 4th in majors in that period (starting '77).

Youngest: Was 4th Oriole to lead A.L. in rbi with 78 in '81 . . . Was major's youngest rbi leader (24 yrs., 7 mos.) since '74 and 2nd youngest in A.L. in last 38 years . . . Became youngest Oriole to ever drive in 100 runs with his career best 116 in '80.

Switchers: In '80 Eddie and Ken Singleton (104) became only the 2nd switch-hitting duo to drive in 100 runs apiece in the last 50 years . . . Ted Simmons and Reggie Smith of the '74 Cardinals were the other pair.

GWRBI: Has 77 game-winning rbi since that became an official statistic in '79, the most of any player in the majors over that 5-year span . . . Had 4 gwrbi in a 5-game period, Sep. 14 thru 18.

Switch-Hitting: In '83, Eddie had a higher average and a higher power quotient as a lefthanded batter, that occurring in both cases for the 1st time since '80.

1983: As an rhb, hit .289 (59-for-204) had a .505 slugging percentage, and homered every 17 bats (12 hr) . . . From the left side, batted a career high .315 (119-for-378), had a .556 slugging percentage, also a personal best, and homered every 18 bats (21 hr).

Career: Despite his'83 performance, his lifetime figures for average and slugging are superior from the right side, although his home run frequency is better as a lefthander . . . Had batted a combined .376 (109-for-290) righthanded in '81-'82 . . . His career figures:

Righthanded-.307 (386-for-1258), .513 slugging, 61 hr, 1/20.62 home run frequency.

Lefthanded-.292 (789-for-2700, .504 slugging, 137 hr, 1/19.71 home run frequency.

Natural Righty: Turned to switch-hitting in '75 and '76 while in the minors . . . Cal Ripken and Jim Schaffer were instrumental in assisting him with the switch.

Vs. Opponents: He had his greatest success against Cleveland-.457 (16-for-35), Boston-.392 (20-for-51), and Detroit-.354 (17-for-48), best ever vs. all 3 clubs . . . Had highs of 6 homers and 12 rbi vs. the Tigers . . . Hit .300 vs. 5 clubs.

Owns a .300 lifetime average against 7 clubs, led by Cleveland at .353 . . . Over the past 3 years, has batted .423 (44-for-104) vs. the Indians with 6 homers and 31 rbi in 30 games . . . Although has compiled lowest career average vs. Detroit at .259, has more lifetime homers (22) and rbi (72) against the Tigers than any other team . . . See pages 34-37 for complete statistics vs. opponents.

Has batted .386 (39-fo-101) against Boston in last 2 years but just .183 (15-for-82) vs. Seattle in the same span . . . Had an 18-game hitting streak against Chicago from Aug. 15, '81 thru May 17, '83, hitting .493 (34-for-69) in that span.

Fielding: The A.L.'s Gold Glove recipient at 1st for the 2nd straight season, Eddie finished 2nd to Milwaukee's Cecil Cooper in putouts (1393), total chances (1517), and double plays (136) . . . Was also 4th in assists (114) and percentage (.993, 10 errors) . . . His error total matched his career high, previously reached in '79.

His longest errorless game string was 41 from Apr. 23 thru June 8 . . . Committed 2 errors in a game twice: Apr. 20 vs. Texas and June 9 vs. Milwaukee, the 1st 2-error games of his career . . . Had 16 putouts against New York, June 27.

Career: Has career fielding percentage of .99513 (44 errors in 9037 total chances) in 906 games at 1st base . . . The existing American League record for "highest percentage, 1000 or more games," belongs to the now-retired Jim Spencer (.99489) . . . The N.L. record in that department belongs to Wes Parker (.9957).

Topped A.L. 1st basemen in fielding in both '82 at .9971 (4 e/1370 tc) and '81 at .999 (1 e/991 tc) . . . Had a string of 113 errorless games from Sep. 7, '80 until he erred on Sep. 21, '81 . . . Led league in total chances in '78 and has been 2nd 4 times ('79, '80, '81, '83).

All-Star Games: Was selected to the A.L. all-star team as a reserve for the 3rd consecutive time and 4th overall in '83 . . . Played the final 4 innings at 1st, going 0-for-2 and is now 0-for-5 in 3 all-star games . . . Did not play in '78.

Great Endings: Has always finished strong in his 7 major league seasons, combining for a .335 (277-for-828) average with 49 homers and 178 rbi in 208 games . . . Has hit over .300 during that period each year: '77-.364, '78-.305, '79-.333, '80-.328, '81-.360, '82-.320, '83-.328.

Tied for A.L. "player of the month" award in both Sep. '80 (with Rice) and Sep.'81 (with Willie Wilson) . . . In Sep. 80, batted .342 with 8 homers

EDDIE MURRAY (Cont.)

and 30 rbi, only the 4th time an Oriole player has ever driven in 30 runs in a single month.

Ejections: Was ejected twice in '83: on May 15 by Ken Kaiser at Texas and on July 4 by Mike Reilly at Detroit . . . Has 6 career ejections: 2 in '79 and one each in '81 and '82.

Ironman: Has played in 97.3% (1044 of 1073) of O's games during his career. Played in 444 straight games from Aug. 21, '77 to July 14, '80 (see page 111).

PREVIOUS CAREER HIGHLIGHTS BY YEAR

1982: Led the Orioles in batting (career high .316), homers (32), and rbi (110) while setting a club record with 20 gwrbi . . . Had an incredible start, batting .441 with 5 homers and 17 rbi to earn A.L. "player of month" honors for April.

Was hampered in May and early June by tendinitis in his left hand, but rebounded to hit .324 with 25 homers and 84 rbi in his final 107 games starting June 9 . . . Was 3rd in the A.L. in slugging at .549 and 4th in batting.

1981: Led A.L. with 78 rbi and tied 3 others for league honors with 22 homers . . . Tied for major league lead with 2 grand slams and placed among the league leaders in slugging (2nd, .534) and total bases (5th, 202).

Had an outstanding 2nd half, batting .331 (60-for-181) with 14 homers, 52 rbi, and .635 slugging percentage in 50 games after the baseball strike . . . Was unanimous selection as "most valuable Oriole" and finished 5th in A.L. "mvp" voting.

1980: Batted .300 for the 1st time and set personal highs with 100 runs, 186 hits, 32 homers, 116 rbi and 36 doubles . . . Was 5th in A.L. in both hr & rbi and topped O's in both categories . . . Batted .325 with 20 homers and 67 rbi in 80 games after the all-star break . . . Finished 6th in league "mvp" vote and 2nd in "mvo" balloting.

1979: Led club in batting with .29537 average, edging Ken Singleton (.29473) on last day of season . . . Had career high 19-game hitting streak from Apr. 18 thru May 8 . . . Drove in winning run 6 times in games decided in 7th or later.

CS/WS: After striking out in his 1st 2 trips in game one of the ALCS, Eddie reached safely 10 times in his final 15 plate appearances with 5 walks and 5 hits . . . Was series' leading hitter at .417 (5-for-12) and top rbi producer with 4 . . . Hit 3-run homer off California's Mark Clear in game 2.

Continued his success in 1st 2 games of the world series against Pirates, reaching safely 7 times in 8 plate appearances on 4 hits and 3 walks, including a solo homer off Bert Blyleven in game 2 . . . However, over last 5 games, went 0-for-21 with just one walk.

1978: Was easy winner of "most valuable Oriole" award after finishing 2nd to Singleton the year before . . . Was one of 3 in A.L. to play in all his club's games and was 2nd in league to "mvp" Jim Rice in total bases (293 to 406) . . . Led O's in runs, hits, and rbi.

1977: Tied Lee May for the club lead with 27 homers, setting an Orioles' record for a rookie (mark was broken by Cal Ripken, Jr. in '82) . . . Became 4th Oriole to win BBWAA "rookie of the year" award . . . Finished 2nd to Oakland's Mitchell Page for *TSN* rookie award.

Early Career: Was originally signed by Ray Poitevint and Willie Moore . . . Named to all-star teams in the Appalachian League ('73), Florida State League ('74) and Southern League ('75) while leading his club in homers in each of those years . . . Also led O's minor league system in '76 while splitting the campaign between Charlotte and Rochester.

Amateur Background: Starred in both baseball and basketball at Locke High School in Los Angeles (graduated '73) . . . Played 1st base and pitched (was 7-1 as a senior) and was center on the basketball team.

Five players on his '73 team went on to play pro baseball, including St. Louis shortstop Ozzie Smith and former Minnesota pitcher Darrell Jackson, who served as tri-captains with Eddie.

Also played Little League, Babe Ruth and Connie Mack baseball.

Personal: Eddie is one of 12 children (has 7 sisters and 4 brothers) . . . All 5 of the Murray boys have played pro baseball.

The youngest brother, Richard, played 53 games with San Francisco in '80, batting .216 with 4 homers and 24 rbi . . . Last season the right-handed hitting 1st baseman played with the Giants triple-A club at Phoenix, batting .299 with 19 homers and 82 rbi in 120 games.

Both Venice and Leon (older than Eddie) played for a time in the Giants' system. Charles, who hit 37 homers and drove in 119 runs in the California League in '64, retired after reaching the AAA level in the Houston organization.

Charity: Eddie's contributions in the community earned him the Orioles' nomination for the 1984 Roberto Clemente Award, given annually by Major League Baseball to the player who best exemplifies the game on and off the diamond.

In the past year has been involved in the following charitable activities: United Cerebral Palsy, Sickle Cell Anemia, American Red Cross, United Way, John's Hopkins Children's Center, New Holiness Refuge Church, and the Park Heights Academy.

For the past 4 seasons, he has purchased 50 upper box seats for every Orioles' home game and distributed them to inner-city underprivileged youngsters thru the "Take Me Out to the Ballgame" program administered by the Baltimore Jr. Association of Commerce in cooperation with the City's Department of Human Resources.

During the last 4 years, has also made a number of appearances in the Baltimore schools, working in association with the Department of Education to impress upon youngsters at all grade levels the importance of discipline and staying in school.

Miscellaneous: Splits his winters between Baltimore and Los Angeles . . . Attended California State University in L.A. . . . Single.

JOSEPH (JOE) WILLIAM NOLAN, JR.

Born: May 21, '51; 6'0"; 190; Bats, L; Throws, R; Position: C.

Birthplace/Residence: Born, raised, and still resides in St. Louis, Mo.

Contract Status: Signed three-year contract extending thru '85 season on Jan. 20, '83.

Tenure: Seven years, 48 days.

Signed Originally with: New York Mets.



YEAR CLUB	AVG.	G	AB	R	H	2B	3B	HR	RBI	BB	SO	SB	CS	HP
1969 Marion—1	.250	52	160	33	40	5	0	2	19	36	32	8	1	3
1970 Pompano Beach	.231	95	281	38	109	6	4	0	30	50	22	3	2	1
1971 Visalia	.277	120	393	51	90	17	3	13	75	83	68	3	3	3
1972 Memphis	.215	130	418	51	90	13	3	4	41	75	89	3	0	5
New York (N)	.000	4	10	0	0	0	0	0	0	1	3	0	0	0
1973 Tidewater	.240	97	287	34	69	9	1	4	25	42	41	1	1	1
1974 Tidewater	.269	57	145	18	39	8	0	5	20	30	17	2	0	2
1975 Richmond	.269	111	342	41	92	13	0	6	53	47	49	1	4	2
Atlanta—2	.250	4	4	0	1	0	0	0	0	1	0	0	0	0
1976 Richmond	.287	32	87	9	25	6	1	0	9	19	3	0	0	0
1977 Atlanta	.280	62	82	13	23	3	0	3	9	13	12	1	0	0
1978 Atlanta	.230	95	213	22	49	7	3	4	22	34	28	3	2	1
1979 Atlanta	.248	89	230	28	57	9	3	4	21	27	28	1	3	3
1980 Atlanta-Cincinnati—3	.307	70	176	16	54	8	0	3	26	15	12	0	0	0
1981 Cincinnati—4	.309	81	236	25	73	18	1	1	26	24	19	1	2	1
1982 Baltimore	.233	77	219	24	51	7	1	6	35	16	35	1	1	0
1983 Baltimore	.277	73	184	25	51	11	1	5	24	16	31	0	0	2
A.L. Totals	.253	150	403	49	102	18	2	11	59	32	66	1	1	2
N.L. Totals	.270	405	951	104	257	45	7	15	104	115	102	6	7	5
M.L. Totals	.265	555	1354	153	359	63	9	26	163	147	168	7	8	7

GWRBI: .80-2; '81-4; '82-4; '83-2. Total: 12

1—Selected by New York Mets organization in June '69 free agent draft (2nd round, regular phase).
2—Acquired by Atlanta Braves from New York Mets in deal for infielder Leo Foster on 4/4/75.
3—Granted free agency when refused option to minors on 6/12/80 . . . Signed by Cincinnati Reds on 6/13/80.
4—Acquired by Baltimore Orioles from Cincinnati Reds in deal for pitcher Brooks Carey and outfielder Dallas Williams (both assigned outright to Indianapolis) on 3/26/82.

League Championship Series Record

YEAR CLUB, OPP.	AVG.	G	AB	R	H	2B	3B	HR	RBI	BB	SO	SB	CS	HP
1983 Bal. vs. Chi.	.000	1	0	0	0	0	0	0	1	0	0	0	0	0

World Series Record

YEAR, CLUB, OPP.	AVG.	G	AB	R	H	2B	3B	HR	RBI	BB	SO	SB	CS	HP
1983 Bal. vs. Phi.	.000	2	2	0	0	0	0	0	0	1	0	0	0	0

Career Highs, Game: Hits—4, June 11, '81 vs. N.Y. at Cin.; **Home Runs**—2, July 28, '78 vs. Mtl. at Atl.; **RBI**—4, three times (1 Cin.; 2 Bal.), Aug. 19, '81 vs. Phil. at Cin.; Aug. 24, '82 vs. Tor. at Bal. and Aug. 8, '83 vs. Cle. at Bal.
Hitting Streaks—8, June 9 thru 24, '82; 7, May 9 thru 31, '83.

JOE NOLAN (Cont.)

Surgery: Joe had some soreness in his left knee late in the season and underwent arthoscopic surgery on Nov. 28 in St. Louis. No serious problem was found and Joe underwent a therapy program over the winter.

THE 1983 SEASON

Joe served as the Orioles' backup catcher, appearing in a total of 65 games behind the plate with 52 starts . . . His 5 homers marked the 2nd highest total of his career. In 2 seasons with Baltimore, has 11 home runs, after hitting just 15 total in his 5 full National League seasons.

Batting: Joe hit .294 (20-for-68) with one homer and 5 rbi in 26 1st half games and .267 (31-for-117) with 4 homers and 19 rbi in 47 contests after the all-star break . . . His most productive month was September, when he had 3 homers and 9 rbi to go along with a .269 (14-for-52) average.

Batted over .300 in April-.318 (7-for-22), June-.313 (5-for-16), and August-.308 (12-for-39) . . . Longest hitting streak was 7 games, May 9 thru 31.

Hit his 2nd career grand slam (both with Baltimore) on Aug. 8 at Memorial Stadium vs. Cleveland's Rick Sutcliffe . . . Batted .291 (25-for-86) at Memorial Stadium . . . Was 2-for-14 as a pinch-hitter.

Fielding: He had a .980 percentage behind the plate with 5 errors in 244 total chances . . . Committed 2 errors in his 1st 2 games, then erred just once in his next 56 contests thru Sep. 19, including a 38-game errorless string from Apr. 16 thru Aug. 12.

Injuries: He sustained a fractured big toe on his left foot when hit by a Mike Brown (Boston) pitch on June 19 . . . Was placed on the 15-day disabled list at that time with John Stefero being recalled from Charlotte . . . Was activated on July 14 (Stefero optioned to Rochester) . . . Also missed several days when spiked on the left instep by K.C.'s Willie Wilson on Aug. 19[1] . . . Did not play again until Aug. 23.

Vs. Milwaukee: He continued to have success with Milwaukee, batting .381 (8-for-21) with a homer and 3 rbi against the Brewers . . . In 2 years in the A.L. has a .405 (15-for-37) batting mark vs. that club with 3 homers and 15 rbi . . . Is 6-for-9 off Moose Haas with 2 homers and 5 rbi.

Post-Season: He did not see action in the ALCS vs. Chicago . . . Appeared in games 1 and 4 of the world series . . . Entered both games as a pinch-hitter, then remained defensively . . . Was 0-for-2 with an intentional walk.

PREVIOUS CAREER HIGHLIGHTS

1982: He started 59 games after being acquired during the last week of spring training . . . Set major league highs with 6 homers and 35 rbi . . . Hit a pair of extra-inning game-winning homers, including a 10th inning grand slam off Toronto's Joey McLaughlin on Aug. 24.

Reds, '80-'81: Joe was signed as a free agent by Cincinnati on June 13, '80 after refusing an assignment to the minors by Atlanta (with 3 years of major league service he had the option to do so, thereby gaining free agency).

Batted .310 (121-for-390) in 151 games over a season and a half with the Reds . . . Was Cincinnati's regular catcher in '81 and finished in a tie for 2nd on the club in batting at .309 . . . Led all National League catchers in fielding with a .995 percentage (2 e/413 tc) in 81 games.

In '80, hit .312 (48-for-154) in 70 games for the Reds after joining the club in June . . . Batted safely in 24 of the last 27 games he started at a .356 (36-for-101) clip.

Atlanta: He served as Braves' backup catcher for 3½ years ('77 thru June '80), first to Biff Pocoroba and later to Bruce Benedict, batting .247 (135-for-547) in that period.

Set an Atlanta Braves club record with 14 pinch hits (in 39 at bats) in '77, a mark that was broken by Mike Lum and Charlie Spikes in '79 . . . Hit 1st major league home run in pinch hit role off Pittsburgh's Bruce Kison, May 12, '77.

Played in 4 games with Atlanta at end of '75 but had knee surgery after the season and saw action in just 32 games at Richmond in '76 . . . Had also been hampered by knee problem thru most of the '75 season.

Mets Organization: He was originally signed for New York by Charley Frey . . . Made his major league debut with New York in Sep. '72, going 0-for-10 in 4 games . . . Led his league's catchers in putouts at Visalia (California) in '71 and Memphis (Texas) in '72 while in the Mets' chain . . . Was an Appalachian League all-star at Marion in '69.

Amateur Background: Joe earned 1st team all-state honors in baseball at Southwest High School in St. Louis (graduated '69) . . . Was a 2nd team all-state selection in football and turned down a scholarship offer from the University of Missouri to enter professional baseball.

Personal: Hobbies: golf, hunting, and fishing . . . He and his wife, the former Kathy Kinest were married on July 19, '69 and have 3 daughters: Patricia (12/8/69), Kelly (3/8/72), and Becky (3/10/79).

JAMES (JIM) ALVIN PALMER

Born: Oct. 15, '45; 6'3"; 194; Bats, R; Throws, R; Position: P.



Birthplace/Residence: Born in New York City, but grew up in Los Angeles, Cal. and Scottsdale, Ariz. . . . Now lives in Brooklandville, Baltimore County.

Contract Status: Signed one-year contract for '84 season on Oct. 28, 83.

Tenure: 17 years, 132 days.

Signed Originally with: Baltimore.

YEAR CLUB	W-L	ERA	G	GS	CG	SHO	SV	IP	H	R	ER	BB	SO
1964 Aberdeen—1	11- 3	2.51	19	19	9	4	. .	129	75	42	36	130	107
1965 Baltimore	5- 4	3.72	27	6	0	0	. .	92	75	49	38	56	75
1966 Baltimore	15-10	3.46	30	30	6	0	. .	208	176	83	80	91	147
1967 Baltimore	3- 1	2.94	9	9	2	1	. .	49	34	18	16	20	23
Rochester	0- 0	11.57	2	2	0	0	. .	7	12	9	9	5	6
Miami	1- 1	2.00	5	5	0	0	. .	27	20	6	6	10	16
1968 Elmira	0- 2	4.32	6	6	0	0	. .	25	18	13	12	19	26
Rochester	0- 0	13.50	2	2	0	0	. .	4	4	6	6	8	6
Miami	0- 0	0.00	2	2	0	0	. .	8	4	2	0	9	5
1969 Baltimore	16- 4	2.34	26	23	11	6	0	181	131	48	47	64	123
1970 Baltimore	20-10	2.71	39	39	17	•5	0	•305	263	98	92	100	199
1971 Baltimore	20- 9	2.68	37	37	20	3	0	282	231	94	84	106	184
1972 Baltimore	21-10	2.07	36	36	18	3	0	274	219	73	63	70	184
1973 Baltimore	22- 9	*2.40	38	37	19	6	1	296	225	86	79	113	158
1974 Baltimore	7-12	3.27	26	26	5	2	0	179	176	78	65	69	84
1975 Baltimore	•23-11	*2.09	39	38	25	*10	1	323	253	87	75	80	193
1976 Baltimore	*22-13	2.51	*40	40	23	6	0	*315	255	101	88	84	159
1977 Baltimore	•20-11	2.91	39	*39	•22	3	0	*319	263	106	103	99	193
1978 Baltimore	21-12	2.46	38	38	19	6	0	*296	246	94	81	97	138
1979 Baltimore	10- 6	3.29	23	22	7	0	0	156	144	66	57	43	67
1980 Baltimore	16-10	3.98	34	33	4	0	0	224	238	108	99	74	109
1981 Baltimore	7- 8	3.75	22	22	5	0	0	127	117	60	53	46	35
1982 Baltimore	15- 5	3.13	36	32	8	2	1	227	195	85	79	63	103
1983 Baltimore	5- 4	4.23	14	11	0	0	0	76.2	86	42	36	19	34
Hagerstown—2	2- 0	3.46	2	2	0	0	0	13	13	6	5	2	11
M.L. Totals	268-149	2.83	553	518	211	53	3	3930	3327	1376	1235	1294	2208

* Led league • Tied for league lead
1—Signed by Baltimore organization as free agent on 8/16/63.
2—On rehabilitation assignment, Aug. 6-12, 1983.

League Championship Series Record

YEAR CLUB, OPP.	W-L	ERA	G	GS	CG	SHO	SV	IP	H	R	ER	BB	SO
1969 Bal. vs. Min.	1- 0	2.00	1	1	1	0	0	9	10	2	2	2	4
1970 Bal. vs. Min.	1- 0	1.00	1	1	1	0	0	9	7	1	1	3	12
1971 Bal. vs. Oak.	1- 0	3.00	1	1	1	0	0	9	7	3	3	3	8
1973 Bal. vs. Oak.	1- 0	1.84	3	2	1	1	0	14.2	11	3	3	8	15
1974 Bal. vs. Oak.	0- 1	1.00	1	1	1	0	0	9	4	1	1	11	4
1979 Bal. vs. Cal.	0- 0	3.00	1	1	0	0	0	9	7	3	3	2	3
1983 Bal. vs. Chi.	(did not pitch; appeared in one game as pinch-runner)												
L.C.S Totals	4- 1	1.96	8	7	5	1	0	59.2	46	13	13	29	46

World Series Record

YEAR CLUB, OPP.	W-L	ERA	G	GS	CG	SHO	SV	IP	H	R	ER	BB	SO
1966 Bal. vs. L.A.	1- 0	0.00	1	1	1	1	0	9	4	0	0	3	6
1969 Bal. vs. N.Y.	0- 1	6.00	1	1	0	0	0	6	5	4	4	4	5
1970 Bal. vs. Cin.	1- 0	4.60	2	2	0	0	0	15.2	11	8	8	9	9
1971 Bal. vs. Pit.	1- 0	2.65	2	2	0	0	0	17	15	5	5	9	15
1979 Bal. vs. Pit.	0- 1	3.60	2	2	0	0	0	15	18	6	6	5	8
1983 Bal. vs. Phi.	1- 0	0.00	1	0	0	0	0	2	2	0	0	1	1
W.S. Totals	4- 2	3.20	9	8	1	1	0	64.2	55	23	23	31	44

All Star Game Record

YEAR CLUB SITE	W-L	ERA	G	GS	CG	SHO	SV	IP	H	R	ER	BB	SO
1970 A.L., Cin.	0- 0	0.00	1	1	0	0	0	3	1	0	0	1	3
1971 A.L., Det.	0- 0	0.00	1	0	0	0	0	2	1	0	0	0	2
1972 A.L., Atl.	0- 0	0.00	1	1	0	0	0	3	1	0	0	1	2
1975 A.L., Mil.	(selected, did not appear)												
1977 A.L., N.Y. (AL)	0- 1	22.50	1	1	0	0	0	2	5	5	5	1	3
1978 A.L., S.D.	0- 0	10.13	1	1	0	0	0	2.2	3	3	3	4	4
A.S.G. Totals	0- 1	5.27	5	4	0	0	0	13.2	11	8	8	7	14

JIM PALMER (Cont.)

Low Hitters: No Hitter—1, Aug. 13, '69 vs. Oak. at Bal; **One-Hitters**—5, May 12, '67 at N.Y.; July 27[1], '73 vs. Cle. at Bal; June 8, '75 vs. K.C. at Bal.; Aug. 10, '76 vs. Min. at Bal.; Sep. 4 '82 vs. Min. at Bal.; **Two Hitters**—11, the latest June 1, '78 at N.Y.; **Three-Hitters**—18, the latest Aug. 5, '82 vs. K.C. at Bal.; **Four Hitters**—24, the latest Sep. 25, '82 at Mil.

Strikeout Highs: 13—July 1, '71 at Cle.; 12—May 24, '77 vs. Mil. at Bal.

Winning Streaks: 11 (twice)—May 11 thru Sep. 1, '69 and June 7 thru Sep. 4, '82; 10—July 14 thru Aug. 26, '73; 9—Aug. 30, '77 thru Apr. 21, '78; 8—May 15 thru June 25, '72 and Aug. 23, '78 thru Apr. 6, '79.

Pitches: Fastball, curve, slider, and change.

THE 1983 SEASON

Jim was hampered by injuries for most of the season, spending over 3 months on the disabled list . . . Except for the '67-'68 seasons, when he pitched in only 9 major league games total because of back and shoulder problems, his 14 appearances and 76.2 innings pitched in '83 were the lowest figures of his career . . . Compiled the highest era of any of his 18 major league campaigns (4.23).

He was 2-2 with a 3.62 era (13 er/32.1 ip) in 6 games before the all-star break and 3-2 with a 4.67 era (23 er/44.1 ip) in 8 games in the 2nd half . . . Had worked just 8 times all year before making 6 appearances in September.

Pitched 2 scoreless relief innings to win game 3 of the world series, making him the 1st pitcher in major league history to record world series victories in 3 decades (see below).

With a career record of 268-149, is tied for 24th all-time in victories.

Early Season: Jim was bothered by back problems throughout spring training and did not make his 1st regular season start until 12 days into the campaign . . . Was 1-0 and did not allow an earned run (13 ip) in his 1st 2 starts before losing at Oakland on Apr. 26.

Following that start, underwent examination and was found to have extensive stiffness and soreness in the muscles of his lower back and neck . . . Was placed on the 21-day disabled list on May 3 (retroactive to Apr. 30) with a 1-1 record and a 2.16 era (4 er/16.2 ip).

Was reactivated on June 14 but made just 3 appearances (2 starts) with a 1-1 record (9 er/15.2 ip) before returning to the d.l. on July 3 (retroactive to June 30) with tendinitis in the muscles of his right shoulder.

Rehabilitation Assignment: He underwent several weeks of therapy before being sent on "rehabilitation assignment" to the Orioles' class A Hagerstown Suns farm club (Carolina League) on Aug. 7 . . . Made 2 starts for the Suns, defeating Durham on Aug. 7 (5 ip, 7 h, 2 r-er) and Winston Salem on Aug. 12 (8 ip, 6 h, 4 r, 3 er) . . . For his start against Winston-Salem, the Suns drew 8,600, an all-time Hagerstown record.

Return: He was reactivated on Aug. 21 and went 3-2 with a 4.67 era (23 er/44.1 ip) in 8 games (6 starts) the rest of the way . . . Defeated Minnesota on Aug. 27, Boston on Sep. 6, and New York on Sep. 30[2], allowing just 2 earned runs in 21.1 ip in those 3 starts.

Miscellaneous: He did not pitch a complete game for the 1st time since '65 and snapped a streak of 14 consecutive seasons with 20 or more starts (starting '69) . . . Allowed 9 earned runs in 11.1 innings in 3 relief appearances . . . With retirement of Carl Yastrzemski, has longest term of service with same club of any active player.

1983 AND MAJOR LEAGUE CAREER

Post-Season: Jim has an 8-3 record, has appeared in a total of 18 post-season games (17 pitching appearances; 15 starts) for the O's, and has an aggregate era of 2.61 (36 er/124.1 ip).

1983: Did not pitch in the ALCS vs. Chicago but appeared in game 3 as a pinch-runner . . . It was his 7th ALCS, setting a record for most lifetime Championship Series with one club . . . Overall, only Reggie Jackson has appeared in more ALCS (10) while Joe Morgan, Pete Rose, and Richie Hebner have all appeared in 7 NLCS.

His only world series appearance came in game 3 when he relieved Mike Flanagan in the bottom of the 5th with the O's trailing, 2-0 . . . Worked 2 scoreless innings, allowing 2 hits with a walk and a strikeout . . . Was pinch-hit for in the 7th, when Baltimore scored twice to take a 3-2 lead . . . Sammy Stewart and Tippy Martinez blanked the Phillies the rest of the way . . . It was Jim's 1st world series win since he defeated Pittsburgh in game 2 of the '71 fall classic.

1979: Started game 1 of the ALCS but came out after 9 innings in a 3-3 tie . . . In the WS, was the O's starter in games 2 & 6 . . . Did not figure in the decision in game 2 and was a 4-0 loser to John Candelaria in game 6 (8 ip, 10 h, 4 r).

Pennant Clinchers: Went the route to win the pennant clinching games in each of O's first 4 A.L. championship seasons . . . That string was broken in '79 by Scott McGregor.

In '66, Jim beat the K.C. A's Sep. 22 to wrap up the first A.L. title, then won the 3rd and final game of the ALCS against the Twins in '69 & '70 and the Oakland A's in '71 as the O's swept all 3 series.

Youngest Shutout: Became the youngest ever to pitch a WS shutout when he blanked Sandy Koufax, 6-0, in game 2 in '66 at Dodger Stadium on 4 hits and 6 L.A. errors. At the time Jim was 20 years, 11 months and 21 days old . . . That, incidentally, was Koufax' last game in professional baseball.

'69-'70-'71 WS: He won opening game of '70 series vs. Cincinnati and won game 2 in '71 vs. Pittsburgh . . . Then, he pitched 9 innings in game 6 against the Pirates, and left with score tied 2-2. The O's ultimately won in the 10th to force the series to a 7th game with Dave McNally getting the win in relief.

Jim's only world series loss until '79 was at the hands of the Mets in '69, game 3 to Gary Gentry, 5-0.

ALCS Records: Jim holds total series records for most wins (4, tied with Catfish Hunter), most complete games (5), most strikeouts (46) and most walks (19, tied with Mike Cuellar).

vs. Opponents: Jim has 20 or more lifetime victories against all 11 pre-'77 expansion American League teams (Seattle and Toronto are exceptions), a feat achieved in '82 with career win #20 against Detroit, Oakland, Minnesota and Texas . . . No pitcher in the history of major league baseball owns 20 or more victories against as many teams . . . Tom Seaver has defeated 10 National League clubs 20 times while Steve Carlton and Phil Niekro have accomplished that feat against 9 N.L. teams.

Jim has defeated New York 30 times followed by Cleveland (29), California (25), Chicago (24), Boston, Milwaukee, and Texas (22 each), Detroit, Kansas City, and Minnesota (21 each), and Oakland (20) . . . Has 7 shutouts against both Yankees and Indians.

New York: Recorded his 30th lifetime win against the Yankees on Sep. 30[2] with a 3-2 triumph, his only '83 appearance against them . . . Leads all active pitchers in victories vs. New York and is tied for 8th on the all-time list (Walter Johnson leads with 60 wins over N.Y.) but just 5 wins out of 2nd place . . . Is 16-7 lifetime at Yankee Stadium and 7-3 since that ballpark was renovated (starting '76).

Boston: Was 2-0 with a 0.71 era (1 er/12.2 ip) against the Red Sox, the only club he defeated twice in '83 . . . Prior to that, had not beaten Boston since Sep. 16, '79 . . . Has made more starts (57) and pitched more innings (429) against the Red Sox then any other A.L. club . . . Has also hurled 25 complete games vs. the Carmine Hose and worked 8 or more innings in 34 of 57 starts.

Chicago: Is 0-1 against the White Sox the last 3 years (did not pitch against them in '83) but has won 13 of last 16 decisions versus Chicago starting June 16, '74.

Cleveland: Is 11-1 against the Indians since the start of '77, including 4 straight . . . His 2.09 lifetime era (387.1 ip, 286 h, 90 er) versus the Tribe is the lowest vs. any opponent . . . Career record is 29-11.

Detroit: Despite losing only '83 decision, is 9-2 against the Tigers since a setback on July 31, '76 . . . Is 14-3 beginning '74 and 21-12 lifetime.

Seattle: Has had more trouble with the Mariners than any other club as his 2-3 record and 5.31 era (42.1 ip, 51 h, 25 er) attest . . . Is 0-2 lifetime in 4 appearances at the Kingdome with a 7.62 era (13 ip, 13 h, 11 er) . . . Didn't pitch versus the M's in '78, '79 or '83.

Texas: Is 4-0 against the Rangers since losing on July 20, '80.

For additional information regarding Palmer against other clubs, see pages 48-60.

Lifetime Wins: With a 268-149 record, Jim is tied with Phil Niekro for 24th on the all-time list of winners . . . Despite winning only 5 games, passed James McCormick, Eppa Rixey, and Bob Feller in '83 . . . Is tied for 4th among actives behind: Carlton (300), Fergie Jenkins (284), and Seaver (273).

There are 4 other active pitchers with 200+ wins: Don Sutton (264), Tommy John (248), Nolan Ryan (219), and Jerry Koosman (202).

Over the last 10 years ('74-'83), Jim's 146 wins are tied with Sutton for 4th in the majors . . . Carlton leads with 183 in that period.

JIM PALMER (Cont.)

He is also tied with Niekro for 6th all-time in victories with one club as all 268 of his wins have come with the Orioles . . . Walter Johnson is the all-time leader in this category (416) . . . Recorded his 250th win at Texas on May 25, '82.

20-Win Seasons: In '78 he became the 1st 8-time 20-game winner in the American League in 43 years since Lefty Grove turned the trick for the 8th (and last) time in '35 . . . Palmer, Grove, and Walter Johnson (a 12-time 20-gamer, for the last time in '25) are the only 3 in the 82-year history of the A.L. to have enjoyed 8 20-win campaigns.

Jim is only the 2nd major leaguer in the last 45 seasons to win 20 that often. Warren Spahn did it 13 times for the Braves, the last in '63.

Palmer is only the 6th among pitchers who worked exclusively in the 20th century and only the 16th in the entire history of major league baseball to notch 20 wins 8 times.

The major league record is 16 by Cy Young (between 1890 and 1909 in both leagues) . . . The N.L. mark is 13, held jointly by Spahn and Christy Mathewson.

Other multi 20-game winners over the last several decades include: Bob Lemon and Fergie Jenkins-7 each; Robin Roberts, Bob Feller, and Steve Carlton-6; Gaylord Perry, Catfish Hunter, and Tom Seaver-5; Luis Tiant-4.

Low ERA: Jim's 2.83 era is 5th on the all-time list (since era became an official stat in '12-NL and '13-AL) among pitchers with 3000 or more innings, and 2nd among actives behind Seaver.

The 5 leaders: (1) Walter Johnson-2.37 . . . (2) Grover C. Alexander-2.56 . . . (3) Seaver-2.73 . . . (4) Whitey Ford-2.74 . . . (5) Palmer-2.83.

Jim's era is the lowest in the A.L. since Johnson retired 56 years ago ('27) . . . Has finished in the A.L.'s "top 5" 10 times in the past 15 seasons (exceptions ('74, '79, '80, '81, '83) and has twice won the era title ('73, '75) . . . Was 3rd at 3.13 in '82.

W-L Percentage: Jim's .643 percentage is tops in the majors today (200 or more decisions minimum) and is 11th among those who have pitched in the 20th century exclusively . . . The leader is Whitey Ford (.690, 236-106) . . . The Yankee's Ron Guidry has a career mark of .705 (122-51) but is 27 decisions short of qualifying.

Has led the league twice in w-l percentage ('69, '82).

Shutouts/Scoreless Innings: Jim is tied with Gaylord Perry for 14th on the all-time list with 53 shutouts (Walter Johnson leads with 113) and is 4th among actives behind Don Sutton and Seaver (56 each) and Carlton (55) . . . Ryan has 52 and Jenkins 49.

Jim's 10 shutouts in '75 are a club record and represent an A.L. high since Dean Chance had 11 in '64.

During an 18-day period in '78 (May 24 thru June 10), Jim pitched 4 shutouts in 5 starts. Three of them were in succession which gave him a piece of the club record along with Jack Fisher ('60), Hal Brown ('61), Milt Pappas ('64) and Tom Phoebus ('67) . . . He also had a string of 30.1 scoreless innings in that span, shy of the club record, 36, held by Hal Brown ('61).

Has now pitched back-to-back shutouts 6 times in his career ('70, '73-2, '75, '77, '82) . . . Hurled just 2 shutouts in last 5 years, both in '82.

Winning Streaks: He has won 11 straight twice, 10 in a row and 9 straight once each and 8 consecutive games twice . . . See listing under career record for complete details.

In one 13 month period, spanning 2 seasons (from Aug. 30, '77 thru Sep. '78), Jim put together 3, 7 game winning streaks, including the last 7 decisions in both '77 & '78.

1-0 Wins: He has a 9-3 record in complete game 1-0 decisions and is 10-5 overall . . . In '78 during the period in which he hurled 4 shutouts in 5 starts (see above), he went the route to win 1-0, 3 times.

Among actives, Bert Blyleven (13), Steve Carlton (12), and Fergie Jenkins (11) are the leaders in 1-0 wins.

No-Hitter/Near Misses: He no-hit Oakland Aug. 13, '69, beating Chuck Dobson, 8-0, only 4 days after coming off a 6 week stretch on the disabled list (2nd start).

In '73 he experienced 2 near misses, both in Baltimore . . . Had a perfect game with one out in the 9th vs. Texas on June 16 (had retired 1st 25 batters) when Ken Suarez singled. Jim ultimately won a 9-1 2-hitter . . . Then, on July 27, a leadoff single in the 8th by Cleveland's George Hendrick was the only hit he allowed.

Jim pitched a no-hitter in the minors, at Aberdeen (Northern League) in '64, his 1st pro season.

Low Hitters: Among his 211 complete games are 59 in which he has limited the opponent to 4 hits or less . . . See details listed below his career record on page 158.

Club Records: See pages 7 -13.

Cy Young: Jim is one of just 4 pitchers to have captured the award as many as 3 times winning in '73, '75, and '76 . . . Steve Carlton is a 4-time recipient and Tom Seaver and Sandy Koufax each won 3 Cy Young Awards . . . The award has been presented since '56 with individual league awards beginning in '67.

He, Koufax and Denny McLain are the only ones to have won the award in 2 straight years (McLain shared his 2nd with Mike Cuellar).

In '75 and '76 Jim was the only pitcher named on all 24 ballots (2 per A.L. city) . . . He polled 108 points in '76 to win handily over Mark Fidrych (51 points). In '75, he totaled 98 points to win over Catfish Hunter (74 points) . . . In '73 he was named on 20 of 24 ballots good for 88 points to beat out Nolan Ryan (52 points).

Jim has finished among the top 3 in Cy Young balloting 6 times: '73-1st, '75-1st, '76-1st, '77-2nd, '78-3rd, '82-2nd.

Other Awards: Was TSN's A.L. "pitcher of the year" in '73, '75 & '76, and has been named to TSN's A.L. all-star team (by vote of fellow A.L. players) as the top righthander a total of 6 times.

He was voted to the A.P. major league all-star team in '75 & '76 and to the A.P. A.L. all-star team in '77 & '78 . . . He won 4 straight Gold Gloves as the top fielding pitcher in the A.L. from '76 thru '79.

Jim is a 2-time winner of the Sports Boosters of Maryland's "most valuable Oriole" award ('72 & '73) and has been runner-up 4 times: In '75 (to Ken Singleton), in '76 (to Lee May) and in '78 & '82 (to Eddie Murray).

He was voted "comeback player of the year" in '75 by TSN and UPI . . . He won the Joe Cronin Award in '76 for significant achievement in the A.L. and finished 2nd in the BBWAA's A.L. "most valuable player" balloting to Reggie Jackson in '73.

All-Star Games: Jim has been named to the A.L. all-star team 6 times ('70, '71, '72, '75, '77, '78) and has started 4 times ('70, '72, '77, '78). In his last 2 starts he didn't fare too well.

In '78 he gave up 3 hits, 3 runs (all earned), 4 walks and fanned 4 in 2.2 innings at San Diego, but didn't give up any home runs and didn't get the loss.

In '77 at Yankee Stadium he yielded 5 hits including 3 homers (Joe Morgan, Greg Luzinski and Steve Garvey) and was the losing pitcher, 7-5.

In 3 previous games ('70, '71, '72) he had pitched a total of 8 scoreless innings while allowing only 3 hits and 2 walks, and striking out 8.

Has not pitched in an all-star game in any of the 3 years that he went on to win the Cy Young . . . He wasn't picked to the squad in '73 and '76 and did not pitch in '75 because of a tender arm, but was on the team.

CAREER SIDELIGHTS

Big League Debut/Early Career: Made his big league debut in relief at Boston Apr. 17, '65, then earned his 1st win on May 16, '65, also in relief, vs. Yankees' Pete Mikkelsen in Baltimore.

Led O's in wins (15) in '66, the Birds 1st pennant winning season.

Pitched his 1st professional game at age 18, on May 1, '64 for the Aberdeen Pheasants (Northern League) at Grand Forks . . . He wasn't the pitcher of record in that game Aberdeen rallied to win 10-4.

One week later, in his 2nd pro start, (May 8, '64) Jim won his 1st game and pitched his 1st shutout, a 3-hitter, also against Grand Forks, in 10 innings.

Major Injuries: Back and shoulder injuries nearly ruined his career in '67-'68. He worked in only 2 games for the O's between June 8, '67 and the start of the '69 season.

During that period, he pitched at Rochester, Elmira and Miami trying to shake the ailments, but it wasn't until a stint in the Puerto Rican winter league after the '68 season that he began to overcome his physical problems.

Since then he has been afflicted with a series of arm, shoulder and back problems, but prior to '83, only 3 times have the injuries been serious enough to put him on the disabled list.

JIM PALMER (Cont.)

1969: After recovering from his '67-'68 maladies, Jim jumped out to a 9-2 start in '69 before tearing shoulder muscles on June 26 . . . He went on disabled list for 42 days, then, 4 days after being activated, pitched a no-hitter against Oakland.

1974: In his only losing season (prior to '81), he spent nearly 8 weeks (June 20 to Aug. 13) on the disabled list with a sore elbow.

1979: He didn't pitch for 44 days (from July 1 until Aug. 13) and saw action in only 3 games over a 10 week period (from June 3 to Aug. 13) while suffering from tendinitis in the right elbow. During that span, Jim was on the disabled list from July 16 to Aug. 9.

Strikeouts/Walks: He has fanned 10 or more batters 13 times including a career high of 13 strikeouts at Cleveland July 1, '71 . . . He had one 12 strikeout effort in '77 vs. Milwaukee on May 24 at Baltimore and has fanned 11 Twins 3 different times, all at Memorial Stadium ('70-1, '71-2).

He has twice walked 8 batters in a game, both times in 1st appearances of the year ('66 & '70).

Home Runs: In 3930 innings spread over 553 games, Jim has **NEVER GIVEN UP A GRAND SLAM HOME RUN** . . . Johnny Bench hit one off him while both were in the International League in '67, and Fred Patek once hit one in a spring exhibition game, but never in a regular season (or post-season) game.

He has yielded a total of 301 home runs, but is in no danger of matching Catfish Hunter's A.L. record (374), let alone Robin Roberts' major league mark (502).

Losing Streaks/Seasons: Jim lost 7 in a row in '74 (7 straight starts from Apr. 30 thru June 7) . . . Otherwise, he has never dropped more than 4 consecutive decisions, and he's done that only once (in '78 from June 23 thru July 15).

He has had just 2 losing seasons in 17 years in the majors: 7-12 in '74 and 7-8 in '81.

Long Games: Jim has pitched more than 9 innings 19 times: 10 innings-11 . . . 11 innings-4 . . . 12 innings-4 . . . He has a 5-6 record with 8 no-decisions in those 19 games . . . The last time he went into "overtime" was on Sep. 28, '77 when he went the route to win a 3-2 decision over Detroit in 11 innings.

In Relief: He has relieved 35 times in 553 regular season appearances with a record of 6-3 and 3 saves . . . Relieved 3 times in '83 and on 4 occasions in '82 but prior to that had worked only 7 times total out of the bullpen since his rookie season of '65 when he made 21 appearances.

Has relieved twice in post-season play, in the final game of a losing cause against Oakland in the '73 ALCS and in game 3 of the '83 world series (see above).

Batting: He has hit 3 home runs lifetime: off New York's Jim Bouton in Baltimore May 16, '65; off Dave Morehead in Boston Apr. 13, '66, and off Cleveland's Rich Hand May 27, '70 in Baltimore.

Jim has a lifetime batting average of .174 (85-for-489), but hasn't batted in a regular season game since Sep. 29, '72.

In 3 ALCS (before the dh rule) he went 1-for-14 with 1 rbi and 1 double ('70 vs. Twins) and in 5 world series he is 1-for-21, a single in '70 vs. Cincinnati . . . He did set an offensive record in '71 vs. Pittsburgh by drawing 2 bases loaded walks in the same game (game 2).

Signing and Amateur Background: Jim was signed to a bonus contract with the Orioles by Jim Russo and Jim Wilson . . . He was an outstanding 3-sport athlete at Scottsdale High School (graduated '63) where he earned all-Arizona honors in baseball, basketball and football.

Personal: Jim has been the highly publicized sports representative for Jockey Underwear since the spring of '80 . . . Was selected as the sports recipient of the '83 American Image Award, sponsored by the Male Apparel Industry and the Men's Fashion Association of America.

He has worked actively on behalf of the Cystic Fibrosis Research Foundation for the past 13 years, serving most of that time as national sports chairman.

Worked as color man for ABC-TV during '78, '80 & '82 ALCS ('82 with Earl Weaver) and '81 world series . . . Participated in Superstars competition for television in '75, '76, '78, & '79.

Attended Arizona State University and Towson State University . . . Has 2 daughters: Jamie Michelle (11/16/66) and Kelly Christina (6/5/69).

CHECKING PALMER ON THE ALL-TIME RANKINGS

Category-Number	All-Time Rank	Leader	Active Rank	Leader
Victories-268	T-24th	Cy Young (511)	T-4th	Steve Carlton (300)
Victories With One Team-268	T-6th	Walter Johnson (416)	T-1st	—
20-Win Seasons-8	T-10th	Cy Young (16)	1st	—
Winning Percentage-.643	11th	Whitey Ford (.690)	1st	—
Earned Run Average-2.83	5th	Walter Johnson (2.37)	2nd	Tom Seaver (2.73)
Games Started-518	T-23rd	Cy Young (818)	7th	Steve Carlton (606)
Shutouts-53	T-14th	Walter Johnson (113)	4th	Steve Carlton & Don Sutton (56)
Innings Pitched-3930	34th	Cy Young (7356)	7th	Phil Niekro (4619)
Walks-1294	23rd	Nolan Ryan (2022)	5th	Nolan Ryan (2022)
Strikeouts-2208	28th	Steve Carlton (3709)	9th	Steve Carlton (3709)

★ ★ ★

PALMER'S WINNING MILESTONES

Victory #	Date	Opponent	Score	Opp. Pitcher of Record	Notes
1	5/16/65	New York	7-5	Pete Mikkelsen	Relief
50	7/1/70	Cleveland	3-0	Rick Austin	cg-sho
100	9/24/72	at Milwaukee	4-3	Skip Lockwood	—
150	9/11/75	at Cleveland	10-2	Roric Harrison	cg
200	5/28*/78	Cleveland	3-0	Mike Paxton	cg-sho
250	5/25/82	at Texas	10-3	Doc Medich	—

ALBERTO (AL) JUDAS PARDO

Born: Sep. 8, '62; 6'2"; 187; Bats, L-R; Throws, R; Position: C.



Birthplace/Residence: Born in Oviedo, Spain . . . Grew up in Jersey City, N.J. . . . Now lives in Tampa, Fla.

Contract Status: Signed thru '84.

Tenure: None

Signed Originally with: Baltimore

YEAR CLUB	AVG.	G	AB	R	H	2B	3B	HR	RBI	BB	SO	SB	CS	HP
1980 Bluefield—1	.344	48	151	26	52	6	2	3	23	17	16	1	0	0
1981 Miami	.216	91	291	25	63	9	3	3	32	35	45	2	1	0
Hagerstown	.316	21	76	11	24	3	1	1	7	10	9	1	0	0
1982 Hagerstown	.289	130	492	76	142	24	4	17	86	38	79	5	3	1
1983 Rochester	.255	69	220	25	56	11	2	1	31	28	42	2	1	1
Charlotte	.312	37	141	20	44	11	3	4	19	10	20	1	2	1
Pro Totals	.278	396	1371	183	381	64	15	29	198	138	211	12	7	3

GWRBI: '80-1; '81-Mia.-4, Hag.-0; '82-5; '83-Roch.-3, Char.-3.

1—Selected by Baltimore organization in June '80 free agent draft (second round, regular phase) . . . Signed by Jack Sanford on 6/10/80 . . . Recommended by Dan Cressman.

1983: After making the jump from class A, Al had a great start with Rochester but tailed off badly in June and July . . . Was sent to Charlotte on July 17 and finished strong with the O's . . . Had a cumulative average of .266 (96-for-361) with 5 homers and 50 rbi in 106 games.

Rochester: He batted .382 (13-for-34) in his 1st 10 games and was still at .356 (37-for-104) with 17 rbi in his 1st 31 contests thru May 30 . . . However, from that point on, hit just .164 (19-for-116) in his last 38 games with the Red Wings . . . That included a 4-for-5, 4 rbi performance vs. Syracuse on July 4.

Had 2 or more hits in 10 of 1st 28 games but accomplished that feat just twice in final 41 contests . . . Batted .214 (12-for-56) as a designated hitter and was 1-for-7 in a pinch-hit role . . . Fielded .964 (9 e/250 tc) in 45 games behind the plate.

Charlotte: Al had the highest average (.312) of any Charlotte player with 20 or more at bats . . . Hit safely in 11 of 1st 13 games (.314) and 12 of final 14 contests (.400) . . . Had a grand slam homer vs. Jacksonville on Aug. 6 and 4 hits against Savannah on Aug. 30 . . . Compiled a .974 fielding percentage (4 e/151 tc) in 27 games as a catcher and hit .231 (9-for39) in 10 games as a dh.

1982: Was among the Carolina League leaders in total bases (5th, 225), at bats (6th, 492), hits (6th, 142), rbi (6th, 86), and games (7th, 130) while leading Hagerstown in each of those categories . . . Hit .349 in final 22 games . . . Was North's starting catcher in league all-star game.

ProCareer: In '81, batted just .216 in 91 games with Miami before being assigned to Hagerstown on Aug. 8 . . . Hit .316 in final 21 games with the Suns, including a 6-for-13, 3 rbi effort in Hagerstown's 3-game sweep of Peninsula in league championship series.

AL PARDO (Cont.)

At Bluefield in '80, finished 3rd on club in batting (.344), an average that would have placed him 3rd in the Appalachian League but was 19 plate appearances short of qualifying . . . Used mostly as a dh in 1st pro season.

Amateur Background: Graduated from Tampa's Jefferson High School in '80 . . . Was the leading high school hitter in city of Tampa that year with .493 average and set school records for both average and hits (33) . . . Was selected as all-county and all-conference catcher . . . Was one of 12 players in his conference to be drafted by professional teams in the June '80 free agent draft.

Attended Tampa's Hillsborough High School as a sophomore and junior . . . Lettered 2 seasons there as a catcher and designated hitter.

Personal: Of Cuban descent . . . When the Orioles signed Al, they also signed his older brother, Braulio, also a catcher, who was released in '81 . . . Hobbies: fishing and swimming . . . He and his wife, the former Cheryl Tate were married on Nov. 26, '83.

DANIEL ALLAN (AL) RAMIREZ

Born: May 1, '57; 5'10"; 190; Bats, R; Throws, R; Position: P.

Birthplace/Residence: Born, raised, and still lives in Victoria, Texas.

Contract Status: Signed thru '84.

Tenure: 92 days.

Signed Originally with: Baltimore.



YEAR CLUB	W-L	ERA	G	GS	CG	SHO	SV	IP	H	R	ER	BB	SO
1979 Miami—1	3- 9	2.61	14	14	5	1	0	93	97	40	27	35	54
1980 Charlotte	16- 8	2.98	29	29	10	1	0	196	151	73	65	92	166
1981 Miami	0- 1	2.77	3	2	0	0	0	13	10	8	4	8	10
Rochester	1- 3	4.17	8	8	0	0	0	41	32	19	19	19	26
Hagerstown	2- 1	7.36	5	5	0	0	0	22	26	21	18	19	19
1982 Rochester	6-10	4.86	24	24	1	1	0	124	111	77	67	*117	85
1983 Rochester	4- 5	3.80	15	15	4	0	0	90	76	42	38	55	78
Baltimore	4- 4	3.47	11	10	1	0	0	57	46	22	22	30	20
M.L. Totals	4- 4	3.47	11	10	1	0	0	57	46	22	22	30	20
Pro. Totals	36-41	3.68	109	107	21	3	0	636	549	302	260	375	458

* Led league

1—Selected by Baltimore organization in June '79 free agent draft (5th round, Baltimore's 4th selection, regular phase) . . . Signed by Ray Crone on 6/20/79.

Pitches: Fastball, curve, slider, and change.

THE 1983 SEASON

Allan spent 92 days in 3 separate stints with the Orioles and played an important role as the club's 5th starter in June, July, and August.

Was 3-0 with a 1.55 era (5 er/29 ip) in his 1st 4 major league starts (thru July 17) before going 1-4 with a 4.03 (17 er/38 ip) mark in his final 7 appearances (6 starts) with Baltimore.

Major League Debut: He was recalled from Rochester on June 7 when the O's needed a 5th starter to replace the disabled Jim Palmer . . . Made his big league debut the following day in a starting role against Milwaukee at Memorial Stadium . . . Allowed 2 runs and 2 hits in the top of the 1st, then blanked the Brewers on 3 hits over the next 6 innings, leaving after 7 with the score tied, 2-2 . . . Baltimore scored 5 runs in the 8th to win for Tim Stoddard, 7-3.

Five days later, started again versus the Brewers, this time at Milwaukee, and ran his scoreless inning streak to 10 by pitching shutout baseball over the 1st 4 innings before allowing a run in the 5th . . . Recorded his 1st major league victory with a 3-2 win (5 ip, 5 h, 1 r-er) as Tippy Martinez earned the save.

When Palmer returned from the disabled list on June 14, was returned to Rochester so he could pitch on a regular basis.

Regular Starter: Al returned to the Orioles on July 10 when Palmer went back on the d.l. and was a member of the club's regular 5-man rotation over the next month . . . Won his 1st 2 starts impressively, a 3-1 victory over Oakland on July 12 (8 ip, 6 h, 1 r-er) when Rickey Henderson homered to lead of the 9th, ending his shutout, and an 11-1 triumph against California on July 17 (9 ip, 4 h, 1 r-er), his 1st big league complete game.

Was 1-4 with a 6.46 era (17 er/23.2 ip) in his next 5 starts, including losses in his last 3 games, and went to the bullpen when Palmer returned to duty on Aug. 21. . . Was optioned to Rochester when Baltimore acquired Tito Landrum from St. Louis on Aug. 31 and thus was not eligible for the playoffs.

Returned to the O's on Sep. 3 and pitched just once the rest of the season . . . Started at Boston on Sep. 13², but was forced to leave after 1.1 innings with a pulled muscle in his left rib cage . . . Was sidelined the remainder of the year.

Odds and Ends: Was 2-0 with a 1.33 era (4 er/27 ip) at home but just 2-4, 5.40 (18 er/30 ip) on the road . . . Was 2-0 against California . . . Fanned season high 4 batters at Texas on Aug. 16.

Rochester: Was 3-3 and leading the Red Wings in complete games (3) and strikeouts (42 in 50 ip) at the time of his 1st recall in June . . . Struck out 9 against Syracuse on July 7.

PREVIOUS CAREER HIGHLIGHTS

1982: After an impressive spring training with Baltimore, was plagued by control problems at Rochester and led International League with 117 walks . . . Was 2-7 in his last 13 starts.

Was 2-0 with a 2.00 era (4 er/18 ip) in 7 exhibition games with the O's and was one of the club's final cuts.

1981: Was hampered most of the season with tendinitis in his right elbow which had originally developed while pitching in the Puerto Rican League (Caguas) after the '80 campaign . . . Pitched sparingly with 3 different teams.

1980: Tied for the Southern League lead in starts (29) and was 2nd in both wins (16) and strikeouts (166), the top figures in the O's farm system . . . Won 9 straight starts from June 26 thru Aug. 9, including a one-hitter vs. Chattanooga on July 21 . . . Pitched 45 more innings than he allowed hits and fanned 9 in a game 3 times.

Amateur Background: Pitched 4 seasons for Rice University in Houston, TX . . . Holds the all-time Southwest Conference record for career strikeouts (424) and was all-Southwest Conference in '78 and '79 . . . Hurled a no-hitter against SMU in 1st conference start in '76.

Played 4 years at Victoria High School (graduated '75) . . . Named to all-district team last 3 years . . . Also played Little League baseball and pitched in Kansas and Alaska summer leagues.

Was drafted by Philadelphia Phillies out of high school and by Texas Rangers after junior year in college.

Personal: Of Mexican descent . . . Graduated from Rice in June '79 with a Bachelor of Science in Physical Education . . . He and his wife, the former Hilda Marie Fernandez, were married on Sep. 2, '78, and have a daughter, Renee Michelle.

CALVIN (CAL & RIP) EDWIN RIPKEN, JR.

Born: Aug. 24, '60; 6'4"; 200; Bats, R; Throws, R; Position: SS.

Birthplace/Residence: Born in Havre de Grace, Md., but grew up in nearby Aberdeen . . . Now resides in Cockeysville, Baltimore County.

Contract Status: Signed 4-year contract extending thru '87 season on Feb. 1, '84.

Tenure: Two years, 57 days.

Signed Originally with: Baltimore



YEAR CLUB	AVG.	G	AB	R	H	2B	3B	HR	RBI	BB	SO	SB	CS	HP
1978 Bluefield—1	.264	63	239	27	63	7	1	0	24	24	46	1	1	2
1979 Miami	.303	105	393	51	119	*28	1	5	54	31	64	4	3	1
Charlotte	.180	17	61	6	11	0	1	3	8	3	13	1	0	0
1980 Charlotte	.276	•144	522	91	144	28	5	25	78	77	81	4	2	3
1981 Rochester	.288	114	437	74	126	31	4	23	75	66	85	0	2	2
Baltimore	.128	23	39	1	5	0	0	0	0	1	8	0	0	0
1982 Baltimore	.264	160	598	90	158	32	5	28	93	46	95	3	3	3
1983 Baltimore	.318	•162	*663	*121	*211	*47	2	27	102	58	97	0	4	0
M.L. Totals	.288	345	1300	212	374	79	7	55	195	105	200	3	7	3

GWRBI: '80-5; '81-Roch. 11, Bal. 0; '82-11; '83-17. Total: 28.

* Led league • Tied for league lead

1—Selected by Baltimore organization in June '78 free agent draft (second round, Baltimore's fourth selection, regular phase) . . . Signed on 6/13/78.

1984p164-165

CAL RIPKEN, JR. (Cont.)

League Championship Series Record

YEAR CLUB, OPP.	AVG.	G	AB	R	H	2B	3B	HR	RBI	BB	SO	SB	CS	HP
1983 Bal. vs. Chi.	.400	4	15	5	6	2	0	0	1	2	3	0	0	1

World Series Record

YEAR, CLUB, OPP.	AVG.	G	AB	R	H	2B	3B	HR	RBI	BB	SO	SB	CS	HP
1983 Bal. vs. Phi.	.167	5	18	2	3	0	0	0	1	3	4	0	0	0

All Star Game Record

YEAR CLUB, SITE	AVG.	G	AB	R	H	2B	3B	HR	RBI	BB	SO	SB	CS	HP
1983 A.L., Chi.	.000	1	0	0	0	0	0	0	0	1	0	0	0	0

Career Highs, Game: Runs—3, four times (all in '83), the latest Sep. 30', '83 vs. N.Y. at Bal; **Hits**—5, twice, Aug. 22, '82 at Tex. and Sep. 3, '83 at Min. (ties club record); 4, five times (all in '83), the latest Sep. 23, '83 at Mil.; **Home Runs**—2, twice, May 6, '83 vs. Oak. at Bal. and Sep. 3, '83 at Min.; **RBI**—5, June 15, '83 at Mil.; 4, fives times, the latest Sep. 3, '83 at Min.

Hitting Streaks: 16—Sep. 6 thru 21', '83; 11—three times (twice in '83); the latest Aug. 21 thru Sep. 1, '83.

1983 SEASON SUMMARY

Cal was chosen A.L. "MVP" by the Baseball Writers of America (BBWAA) in a close vote over Eddie Murray, *The Sporting News'* Major League "Player of the Year", and shared "Most Valuable Oriole" (MVO) honors with Murray . . . Was 1st ever to win BBWAA "Rookie" and "MVP" awards back-to-back, a distinction eclipsed only by Fred Lynn who won both in '75.

Led majors in hits (211) and doubles (47), both club records; led A.L. in runs (121) and extra base hits (76, 2nd in majors to Expos' Andre Dawson-78); was 2nd in majors by a lash in total bases to Jim Rice (343 to 344); and ranked among A.L. leaders in—gwrbi (3rd, tie with Murray, 17); batting (5th, .318), slugging (5th, .517), rbi (9th, 102) and homers (9th-T, 27).

Became the first Oriole ever to play every inning of every game (see details below under "Ironman").

Topped major league shortstops in assists (534) and led A.L. in total chances (831—Ozzie Smith, St. L., was 1st in majors at 834) and double plays (113).

Appeared in A.L.'s 1st All-Star victory since '71 (played last 4 innings and walked in lone plate appearance), and also played for the winning team in both the ALCS and World Series . . . Saved his best for the O's 44 game sprint to the division title (see "Stretch Run" below).

'83 SEASON DETAILS

"MVP" Award: Rip polled 15 1sts, 9 2nds, 3 3rds and a 4th for 322 points (system: 1st-14 points, 2nd-9, 3rd-8, 4th-7, etc. to 10th) to shade Murray (290), who had 10 firsts. They were the only players named on all 28 ballots (2 writers from each A.L. city). Carlton Fisk, named on 26, earned 3 1st place votes.

The rest of the top 10: 3-Fisk (209); 4-Rice (150); 5-Cooper (123); 6-Quisenberry (107½); 7-Winfield (85); 8-Whitaker (84); 9-Lance Parrish (66), and 10-Baines (49).

Though Lynn and Rip are the only ones to have won the BBWAA "Rookie" and "MVP" awards so quickly, they are among 13 in the majors who have won both during their careers in the 37 years since the "Rookie" award was initiated in 1947 ("MVP" was started in '31). They are: A.L.—Thurman Munson and Rod Carew; N.L.—Johnny Bench, Orlando Cepeda, Willie Mays, Willie McCovey, Don Newcombe, Frank Robinson, Jackie Robinson, Pete Rose; One in each league—Richie Allen.

"MVO" Award: Cal and Eddie were co-winners of the "MVO" trophy presented annually for the last 30 years by the Sports Boosters of Maryland . . . It was the 3rd such tie in club history. Brooks and Frank shared the honor in '71 and Paul Blair and Mike Cuellar were co-winners in '74 . . . Five of the 13 voters in '83 (members of the media who cover the club regularly) split their 1st place votes.

Other Awards: In addition to *TSN's* Major League "Player of the Year" award, he was chosen as the shortstop on the *TSN* and UPI A.L. All-Star Teams, and to AP's Major League All-Stars. He also won the *TSN*-Hillerich & Bradsby "Silver Slugger" Trophy as the A.L.'s most offensively productive shortstop . . . In addition, was selected A.L. "Player of the Year" by *TSN* and *Baseball America*.

Ironman: Was one of 3 major leaguers to play in all of his team's games along with Atlanta's Dale Murphy and the Blue Jays' Alfredo Griffin, but the only one to play every inning.

Though four other O's thru the years have played in every game (Brooks-4 times, Eddie-twice, and Billy Gardner & Bobby Grich-once each), none has played in every inning. The last player to do it in the majors was Oakland's Sal Bando in '69.

Rip has played every inning of every game since taking over at shortstop on July 1, '82 (253 games), and has played in 280 straight games since Floyd Rayford subbed for him at 3rd base in the 2nd game of a doubleheader on May 29, '82.

Batting: His .318 average was the 3rd highest in club history behind: Ken Singleton's .328 in '77 and Bob Nieman's .322 in '56 . . . Cal never went more than 2 straight games without a hit (and did that only 5 times) . . . His only real slump was of 7 games duration during which he was 2-for-26 with no rbi (from July 31 thru Aug. 6).

Reached base by hit or walk in 143 of the 162 games while hitting safely in 126. Had 2 or more hits 61 times (2h-45, 3h-10, 4h-5, 5h-1) to tie Lou Whitaker for 2nd in A.L. behind Wade Boggs' 68.

His 16 game hitting streak (Sep. 6-21) was longest by an Oriole and he also had two 11 game strings plus 3 of 9 games . . . No other Oriole had a streak longer than 9.

Batted .313 (51-for-163) with runners in scoring position . . . Produced 54 "key rbi" (put O's within 1 of a tie, tied, put club ahead, put club ahead by 2 runs) including 33 tying or lead runs; 2nd on the club to Murray's 66 "key rbi" and 36 tying or go-ahead rbi.

Club Records: Set or tied 6 different club game or season records in one game, at Minnesota on Sep. 3rd (that performance included his 2nd career 5 hits game) . . . See "Game Highlights" on page 47 for more details.

Established new Orioles season marks for hits (211 . . . old by Bumbry '80—205), and doubles (47 . . . old by Brooks'61—38) . . . Also set new standards for an O's shortstop in home runs (27 . . . old by Ron Hansen '60—22) and rbi (102 . . . old by Hansen '60—86) . . . Also set a major league record for most at bats, season, without stealing a base (663).

HR/RBI: Led all major league shortstops in homers and rbi and missed by one point of capturing the shortstops' "triple crown" when Alan Trammell out-hit him .319 to .318.

Enjoyed his first two 2-homer games: May 6 vs. Oak. at Bal. and Sep. 3 at Min. . . . Also hit his 2nd career slam off Oakland's Tim Conroy July 13 at Baltimore (his 1st was against the Yankees' Mike Morgan at Baltimore Sep. 14, '82).

His 17 gwrbi (tied for club lead with Murray) was 3rd highest total by an Oriole since rule became official in '79 (Murray had 20 in '82 & Singleton 19 in '80).

Hitting by Month: **April**-.294 (25-85), 2 hr, 10 rbi, 20 g . . . **May**-.269 (28-104), 5 hr, 17 rbi, 28 g . . . **June**-.287 (29-101), 5 hr, 18 rbi, 25 g . . . **July**-.330 (35-106) 4 hr, 21 rbi, 26 g . . . **August**-.315 (39-124), 5 hr, 16 rbi, 30 g . . . **September**-.393 (53-135), 6 hr, 19 rbi, 31 g . . . **October**-.400 (2-5), 1 rbi.

Stretch Run: During the 44 games from Aug. 13 thru Sep. 25, a period in which the O's went 34-10 to sew up the east, Rip hit .391 (75-for-192) with 14 doubles, 9 homers, 30 rbi and 40 runs scored . . . Was selected as A.L.'s "player of the month" for September when he batted .393 (53-for-135) with 6 homers and 19 rbi in 31 games.

He had also excelled in '82 during the O's final 44 games when they went 33-11 to catch the Brewers on the next to last day of the season. In that stretch he had 11 homers, 31 rbi and a .289 (48-for-166) average.

Vs. Opponents: Highest average—.466 (27-for-58) vs. Milwaukee . . . Most home runs—5 vs. Twins . . . Most rbi—15 vs. Milwaukee (13 games). Was 14-for his last-21 vs. Brewers.

His lowest average was against Cleveland (.216, 11-for-51) . . . Hit homers against every club but Texas and Cleveland.

Lifetime . . . Highest average—.356 (42-for-118) vs. Milwaukee . . . Most homers—7 vs. Twins and most rbi—23 vs. Milwaukee (27 games) and New York (26 games), and 22 vs. Angels (24 games) . . . Lowest average—.211 (19-for-90) vs. Chicago . . . Has .300+ average lifetime vs. 5 opponents (see page 37).

Fielding: See "Season Summary" above . . . Had a .970 percentage (25 errors in 831 chances) to rank 4th, among qualifiers, behind Dent (.979), Trammell (.979) and Yount (.973) . . . Three other shortstops had more errors than Rip, topped by U.L. Washington's 36 miscues.

Started '82 as the O's regular 3rd baseman, and played both short and 3rd after first coming up in Aug. '81.

CAL RIPKEN, JR. (Cont.)

Committed one error in a span of 30 games from Aug. 16 thru Sep. 16.

ALCS/WS: Batted a combined .273 (9-for-33) in 9 post-season games . . . Drove in the O's only run, in the 9th inning off Lamarr Hoyt, of game #1 ALCS in a 2-1 loss, and had a 7th inning rbi in game #2 of the WS off Larry Andersen (O's won 4-1) . . . Made final putout of WS when he caught Garry Maddox' line drive in 9th inning of game #5.

PREVIOUS CAREER HIGHLIGHTS

1982: Became the O's 5th BBWAA "Rookie of the Year" by polling 24 1sts, and 4 2nds for 130 points to beat out the Twins' Kent Hrbek (90 points) who was also named on all 24 ballots . . . Wade Boggs was 3rd.

Previous Orioles winners: Ron Hansen ('60), Curt Blefary ('63), Al Bumbry ('73) and Eddie Murray ('77).

Leader: Led all big league rookies in doubles (32), homers (28) and rbi (93), total bases (284), gwrbi (11, tie with Von Hayes), games (160), at bats (598), and runs (90).

Paced the O's in games, at bats, runs, doubles and triples (5) and was 2nd to Murray in homers, rbi and gwrbi.

Slow Start: After an auspicious start on Opening day when he went 3-for-5 with his 1st big league double and homer (1 on off Dennis Leonard), he plunged into a deep slump (4-for-55). By May 1, after 18 games, he was batting .117 (7-for-60).

Recovery: The next day, May 2, he picked up a pair of scratch hits; was beaned on May 3 by rookie Mike Moore, but missed only one game, then his comeback began in earnest May 6 . . . Batted .281 (151-for-538) from May 2 to the end of the season.

Vs. Yankees: Had 17 rbi in 13 games vs. N.Y. with 4 hr . . . The only other Oriole to have driven in more runs in a single season vs. the Yankees was Brooks (19 in '70, 18 gms) . . . Brooks ('66) and Boog Powell ('69) also had 17 rbi seasons against the Bombers.

Miscellaneous: Missed only 3 games all year . . . Played 44 straight errorless games in 3rd base from Apr. 24 thru June 14 while handling 137 chances . . . Was A.L.'s "player of week" for week ending Aug. 27 (.444, 12-for-27, with 4 hr & 11 rbi in 7 games) . . . Earned 1st major league stolen base the hard way, by stealing home (on front end of double steal with Lenn Sakata) vs. Jon Matlack (Tex.) May 31 at Baltimore . . . Missed only 3 games all year.

Orioles '81: Recalled from Rochester on Aug. 8 just after strike was settled . . . Made big league debut as pinch-runner Aug. 10 . . . Singled off Chicago's Dennis Lamp Aug. 16 for 1st hit . . .

Played in 12 games at short (9 starts) and 6 at 3rd . . . Did not bat and played in only 2 games after Sep. 11.

Winter Ball, '82: Played in Venezuelan League under Ray Miller and was voted Caguas' "mvp" . . . Lead league with 49 rbi, was 3rd in hr (10) and hit .314 . . . Came close to winning "triple crown".

Rochester '81: Despite missing last 3 weeks of season (called up to O's), he was voted I.L.'s "rookie of year" and was named as 3rd baseman on all-league team . . . In survey of I.L. managers and coaches, Rip was picked as the loop's top major league prospect (Von Hayes was 2nd).

Played in 85 games at 3rd and 35 at shortstop (primarily when Bob Bonner was injured).

1980: Was Southern League's all-star 3rd baseman . . . Tied for league lead in games (144) and sac flies (9) and led Charlotte in runs (91), hits (144) and 2bh (28) . . . Hit 25 homers and was one of 2 players to break Charlotte's existing hr record . . . The other was Drungo Hazewood who hit 28 . . . Cal had homered only 8 times in his 1st 2 pro seasons.

Was S.L.'s top fielding 3rd baseman (.933, 28 e in 415 tc) . . . In Puerto Rico that winter he hit .279 with 6 homers and 38 rbi and Caguas won loop title.

1979: Was picked as shortstop on Topps' Class A all-star team . . . Actually played more games at 3rd (58) than short (52) . . . Led FSL in doubles (28).

1978: Signed by the late Dick Bowie . . . Played shortstop mostly that year at Bluefield and led league in putouts . . . Played in Florida Instructional League in both '78 and '79.

Amateur Background: Pitched and played shortstop at Aberdeen (MD) High (graduated '78) . . . Was 7-2 with an 0.70 era as a senior with 100 strikeouts in 60 innings while batting a county best .492 with 29 rbi in 20 games . . . Pitched a 2-hitter and fanned 17 to win '78 Maryland Class A baseball championship.

Also earned 2 letters in soccer . . . Was team captain and both an all-county and all-metropolitan selection.

Played Little League, Babe Ruth and Mickey Mantle League baseball.

Personal: Son of Cal Sr., O's 3rd base coach, giving Baltimore one of the few father-son combinations on the same team in major league history (see Cal Sr.'s biog on page 97) . . . Single, last November's radio reports to the contrary.

Following his signing of a multi-year contract in February, Cal announced that he will purchase 25 tickets for every 1984 Oriole home game for use by underprivileged youngsters and senior citizens in his native Harford County. He has also made significant contributions to the Harford Center, a day care center for retarded citizens, and the School for Performing Arts in Baltimore.

His younger brother, Billy, was the O's 7th round pick in June '82 free agent draft . . . He has played at Bluefield the past 2 seasons.

VICTOR (VIC) MANUEL RODRIGUEZ

Born: July 14, '61; 5'11"; 173; Bats, R; Throws, R; Position: 2B-3B.

Birthplace/Residence: Born in New York, New York . . . Raised and still lives in Naguabo, Puerto Rico.

Contract Status: Signed thru '84.

Tenure: None.

Signed Originally with: Baltimore



YEAR CLUB	AVG.	G	AB	R	H	2B	3B	HR	RBI	BB	SO	SB	CS	HP
1977 Bluefield—1	.293	53	188	28	55	10	4	3	23	7	30	2	1	0
1978 Bluefield	.321	59	209	26	67	4	2	2	28	8	23	0	0	0
1979 Miami	.307	67	228	23	70	10	2	1	31	18	19	2	0	2
1980 Alexandria	.300	33	130	20	39	4	2	2	15	13	17	5	0	2
Charlotte	.231	19	65	4	15	0	0	0	4	3	6	1	0	0
Miami	.326	49	184	21	60	10	2	2	21	18	16	1	2	0
1981 Charlotte	.306	138	553	68	169	22	1	9	65	37	51	5	4	1
1982 Rochester	.247	87	300	26	74	10	2	0	18	11	31	3	3	0
Charlotte	.291	47	165	17	48	13	0	3	18	14	14	0	1	1
1983 Charlotte	.298	140	*571	80•170		26	1	14	77	26	44	2	5	0
Pro. Totals	.296	692	2593	313	767	109	16	36	300	155	251	21	16	6

* Led league • Tied for league lead
1—Signed by Baltimore organization as an undrafted free agent on 2/15/77.

Though he is only 22, Victor has already played 7 pro seasons since the Orioles signed him at the age of 15 . . . He has hit .290 or better in 6 of those 7 years, and over .300 4 times ('78 thru '81).

'83 Season: Has played at Charlotte for all or part of 4 straight seasons ('80 thru '83) . . . Led Southern League in at bats (571) and hits (170, tied with Chattanooga's Ivan Calderon), and led Charlotte in batting, among qualifiers (.298), and runs (80). Set career highs in homers (14), rbi (77), games (140), hits and runs.

Was batting .317 (100-for-315) at the end of June, then tailed off, hitting .273 (70-for-256) over the last 2 months . . . Played 115 games at 2nd base and 25 at 3rd.

Victor appeared in a total of 192 games, excluding spring exhibitions, but including 18 in the Florida Instructional League after the regular season (.277, 18-for-65) and 34 more with Santurce, managed by Ray Miller, in the Puerto Rico Winter League (.293, 27-for-92).

Pro Career: The only year in which he hit below .290 was '82 when he batted a combined .262 (122-for-465) at Charlotte/Rochester . . . Hit a collective .301 for Alexandria/Charlotte/Miami in '80 (114-for-379).

Was signed by Tom Giordano after a recommendation by Luis Rosa . . . Named to Appalachian League all-star team as dh in '78 . . . Missed 8 weeks in '79 with injuries to right knee.

Amateur Background/Personal: Attended Naguabo (P.R.) High School . . . Played Little League and Babe Ruth baseball . . . His father played professional baseball in Puerto Rico . . . Was born in New York City but grew up in Naguabo . . . Married Dec. 17, '83 to the former Elba Aquino-Hernandez.

1984p168-169

GARY STEVEN ROENICKE

Born: Dec. 5, '54; 6'3"; 200; Bats, R; Throws, R; Position: OF.

Birthplace/Residence: Born in Covina, Cal. (due east of L.A.) . . . Grew up in West Covina and now lives in nearby Diamond Bar.

Contract Status: Signed 3-year contract extending thru '86 season on Jan. 24, '84.

Tenure: Five years, 164 days.

Signed Originally with: Montreal



YEAR CLUB	AVG.	G	AB	R	H	2B	3B	HR	RBI	BB	SO	SB	CS	HP
1973 Jamestown—1	.298	68	255	48	76	17	6	3	40	37	38	3	1	3
1974 West Palm Beach	.277	131	470	68	130	24	0	14	*82	63	61	22	10	11
Quebec	.333	1	3	0	1	0	0	0	0	0	0	0	0	0
1975 Quebec	.285	131	466	67	133	23	0	14	*74	58	73	6	5	12
1976 Denver	.290	77	252	56	73	11	5	12	44	41	39	4	1	5
Montreal	.222	29	90	9	20	3	1	2	5	4	18	0	0	1
1977 Denver—2	.321	124	448	87	144	31	4	11	72	46	45	12	7	13
1978 Baltimore	.259	27	58	5	15	3	0	3	15	8	3	0	1	1
Rochester	.307	98	329	49	101	15	1	13	64	34	50	3	7	7
1979 Baltimore	.261	133	376	60	98	16	1	25	64	61	74	1	3	12
1980 Baltimore	.239	118	297	40	71	13	0	10	28	41	49	2	0	6
1981 Baltimore	.269	85	219	31	59	16	0	3	20	23	29	1	2	2
1982 Baltimore	.270	137	393	58	106	25	1	21	74	70	73	6	7	9
1983 Baltimore	.260	115	323	45	84	13	0	19	64	30	35	2	2	4
A.L. Totals	.260	615	1666	239	433	86	2	81	265	233	263	12	15	34
N.L. Totals	.222	29	90	9	20	3	1	2	5	4	18	0	0	1
M.L. Totals	.258	644	1756	248	453	89	3	83	270	237	281	12	15	35

GWRBI: '79-11; '80-4; '81-2; '82-3; '83-6. Total: 26.

* Led League.

1—Selected by Montreal Expos' organization in June '73 free agent draft (first round, regular phase) . . . Signed on 6/7/73.

2—Acquired by Baltimore Orioles from Montreal Expos along with pitchers Don Stanhouse and Joe Kerrigan in deal for pitchers Rudy May, Randy Miller, and Bryn Smith (assigned from Rochester to Denver) on 12/8/77.

League Championship Series Record

YEAR CLUB, OPP.	AVG.	G	AB	R	H	2B	3B	HR	RBI	BB	SO	SB	CS	HP
1979 Bal. vs. Cal.	.200	2	5	1	1	0	0	0	1	0	0	0	0	1
1983 Bal. vs. Chi.	.750	3	4	4	3	1	0	1	4	5	0	0	0	1
L.C.S. Totals	.444	5	9	5	4	1	0	1	5	5	0	0	0	2

World Series Record

YEAR CLUB, OPP.	AVG.	G	AB	R	H	2B	3B	HR	RBI	BB	SO	SB	CS	HP
1979 Bal. vs. Pit.	.125	6	16	1	2	1	0	0	0	0	6	0	0	0
1983 Bal. vs. Phi.	.000	3	7	0	0	0	0	0	0	0	2	0	0	0
W.S. Totals	.087	9	23	1	2	1	0	0	0	0	8	0	0	0

Career Highs, Game: Runs—3, five times, the latest June 9, '83 vs. Mil. at Bal.; **Hits**—4, four times, the latest June 1, '83 at Min.; **Home Runs**—2, three times, July 29, '79 at K.C.; May 25, '82 at Tex., and June 21, '83 vs. N.Y. at Bal.; **RBI**—5, Sep. 18, '78 at Cle.; 4, eight times (3 in '83), the latest Sep. 13², '83 at Bos.

Hitting Streaks—16, Aug. 7 thru 27², '82; 7, twice, the latest May 10 thru 27, '83.

THE 1983 SEASON

Gary was a versatile performer, seeing extensive action at all 3 outfield positions while also playing 1st and 3rd base . . . Finished 3rd on the club with 19 home runs and 4th with 64 rbi and produced a .477 slugging percentage (154 total bases).

Once again teamed with John Lowenstein (and assorted others) to give the Orioles one of the most productive left field positions in the majors with a .292 (179-for-612) average, 35 homers, and 131 rbi . . . Over the last 2 seasons, the O's left field position has combined for a .288 (351-for-1220) batting mark with 76 homers and 254 rbi.

Batting: Gary hit .272 (41-for-151) with 9 homers and 33 rbi in 54 1st half games and .250 (43-for-172) with 10 homers and 31 rbi in 61 contests after the all-star break . . . His best stretch was a 19-game span from May 10 thru June 11 when he batted .397 (23-for-58) with 6 homers and 19 rbi, lifting his average from .220 to a season high .323 . . . Was still batting .273 thru Sep. 14 but hit just .147 (5-for-34) in his last 13 games.

Batted .285 (59-for-207) vs. lefthanders and .216 (25-for-116) against righties . . . Tied his career high with 4 hits on June 1 vs. Minnesota.

By Month: April-.276 (8-for-29), 1 hr, 8 rbi, 15 g . . . May-.278 (10-for-36), 3 hr, 9 rbi, 15 g . . . June-.280 (23-for-82), 5 hr, 16 rbi, 22 g . . . July-.226 (14-for-62), 2 hr, 9 rbi, 22 g . . . August-.300 (15-for-50), 5 hr, 9 rbi, 17 g . . . September-.232 (13-for-56), 3 hr, 12 rbi, 22 g . . . October-.125 (1-for-8), 1 rbi, 2 g.

Pinch-Hitting: He hit .211 (8-for-38) with one homer and 6 rbi in 40 appearances as a pinch-hitter . . . Finished 2nd among A.L. subswingers in at bats to Chicago's Jerry Hairston (62) . . . His 38 at bats were the most by an Oriole other than Terry Crowley since Bob Johnson in '64 (46) . . . Hit a 3-run pinch-homer off Chicago's Jerry Koosman on May 17'.

Miscellaneous: Amassed 44 of his 62 rbi in just 17 games (3 4-rbi games; 4 3-rbi games; 10 2-rbi games) . . . Was bothered by a bruised left instep in September . . . Went 0-for-4 as a designated hitter.

Post-Season: Gary reached base 9 times in 10 plate appearances in the ALCS, going 3-for-4 with 5 walks and a hit by pitch . . . Led the O's in walks and rbi (4) . . . Started games 2 & 4 and appeared defensively in the 3rd game . . . Hit a 2-run homer off Floyd Bannister in the 6th inning of game 2 and drew a bases loaded walk off Dennis Lamp in the 9th inning of game 3.

Was a starter in game 3 of the world series and played defensively in games 1 & 5.

1983 AND MAJOR LEAGUE CAREER

Home Runs: Gary has hit 40 homers in the last 2 seasons after going deep just 13 times in the previous 2 campaigns . . . Hit 9 solo homers, 7 with one man on, 2 with 2 on, and his 3rd career grand slam, off John Henry Johnson on Sep. 13 at Boston . . . All 3 of his major league slams have come on the road . . . Has 18 solo homers in the last 2 seasons.

Homered just once in his 1st 24 games, then exploded for 8 in the next 24 contests . . . Also hit 9 homers in a span of 29 games, July 31 thru Sep. 14 . . . Had home runs in back-to-back games 4 times and hit 2 homers in a game for the 3rd time in his career on June 21 vs. New York, both off Shane Rawley.

Smacked 18 of 19 homers off lefthanders with exception coming against Texas' Odell Jones on July 31.

Vs. Opponents: He batted .550 (11-for-20) against Minnesota and his .359 (55-for-153) lifetime mark vs. the Twins is his high vs. any club . . . At the other extreme, was 1-for-17 (.059) vs. Detroit, giving him a .141 (18-for-128) career average against the Tigers.

Had season highs of 4 homers and 12 rbi against Chicago with 7 homers and 21 rbi vs. the White Sox over the last 2 years . . . Career bests are 13 homers vs. Kansas City and 28 rbi against Chicago . . . See pages 34-37 for full statistics vs. opponents.

Has a .588 (10-for-17) career average against Koosman and a .500 (16-for-32) lifetime mark versus Milwaukee's Mike Caldwell.

Fielding: Started 38 games in left, 19 in right, and 7 in center with a .982 (3 errors in 169 total chances) fielding percentage . . . Finished 2nd on the club with 8 assists . . . Went 75 consecutive games without an error, June 25 thru Sep. 17.

Has a career fielding percentage of .988 (14 e/1136 tc) with 39 assists . . . Led the O's in that department in '79 (10) and '80 (8) and topped all A.L. outfielders in percentage in '80 at 1.000 (205 tc).

Started 6 games at 1st base when Eddie Murray was injured in August and late September . . . Did not commit an error in 62 chances at 1st over 8 total games . . . Played 3rd base for the 1st time in his major league career on Aug. 24 (10th inning) vs. Toronto and again on Sep. 29 vs. Detroit (no chances) . . . Was his 1st appearance at that position since '78 at Rochester . . . Played fulltime at 3rd in his 1st 2 minor league seasons ('73 & '74) and was named to his league's all-star team both years.

Hit by Pitch/Mask: Gary was hit by a team-high 4 pitches in '83, increasing his career total to 35 . . . Was tied for 3rd in the A.L. in that department in '82 (9) and was 2nd in '79 (12) . . . Was hit in the face by Lerin LaGrow (Chi). on Apr. 7, '79 (2nd game of season) and 25 stitches were required to close the wound in upper lip . . . Returned to action 8 days later using a special helmet face-guard which he ultimately discarded at the start of the '81 campaign.

CAREER HIGHLIGHTS BY YEAR

1982: Set career highs in batting (.270) and rbi (74) and finished 2nd on the club in slugging (.499) . . . Of his 106 hits, 47 went for extra

1984p170-171

GARY ROENICKE (Cont.)

bases (44%) . . . Hit in career high 16 straight games from Aug. 7 thru 27², also an Oriole team best . . . Did not homer in final 45 games.

1981: Was batting .293 on Sep. 26 before a 1-for-21 slide in last 14 games dropped him to .269 . . . Batted .328 in 1st half but just .191 after the strike.

1980: Batted .214 in 1st 39 games with no homers . . . Hit .341 from May 28 thru Aug. 28 though missed 30 games with a fractured wrist from June 9 thru July 15 . . . Then hit just .103 in last 30 games . . . Underwent surgery that fall for removal of loose bone fragments from right elbow.

1979: Tied for 2nd on club with career high 25 homers . . . Had 7 straight hits over 2 games, June 2 & 4 . . . Had O's only hit (7th inning double) off Oakland's Mike Norris on May 9 . . . Bounced into a triple play vs. the A's 2 days earlier.

1978: Made 25-man squad at start of the year but appeared in only 17 games in 1st 6 weeks and was optioned to Rochester in May . . . Rejoined Baltimore in Sep. after hitting .366 in last 34 games with the Red Wings.

Montreal: Was Expos' 1st round pick in June '73 and was signed by Bob Zuk . . . Was 1st recalled by Montreal in Sep. '75 but didn't appear in a game . . . Returned to majors in June '76 and homered in consecutive games, June 15 & 16 . . . Returned to Denver in mid-July but was recalled again in Sep.

Minors: Was named to league all-star teams in each of 1st 3 pro seasons: NY-Penn League in '73 (3b), Florida State League in '74 (3b), and Eastern League in '75 (of) . . . Selected as Eastern League's "MVP" in '75 when led league in rbi (74) and outfield assists (22).

Amateur Background: Played baseball, basketball, and football at Edgewood High School in West Covina (graduated '73) . . . Won high school all-American honors in baseball and was all-league in all 3 sports.

Played Pony, Colt, and Connie Mack baseball in West Covina.

Personal: Gary's brother, Ron, 2 years younger, is an outfielder for the Seattle Mariners . . . Ron started the '83 season with Los Angeles and hit .221 with 2 homers and 12 rbi in 81 games being released in July . . . Signed with Seattle and batted .253 with 4 homers and 23 rbi in 59 games the rest of the year . . . The Dodgers' 1st round pick in the June '77 draft, Ron has 2-plus seasons of major league service.

Gary has attended both Cal Poly in Pomona and UCLA in the off-seasons . . . Hobbies: water skiing, fishing, hunting, and golf . . . He and his wife, the former Debra Lynn Britton, were married Oct. 28, '78 and have 2 sons, Jarett Steven (1/15/80) and Joshua James (8/4/82).

LENN HARUKI SAKATA

Born: June 8, '53; 5'9"; 160; Bats, R; Throws, R; Position: 2B-SS.

Birthplace/Residence: Born and raised in Honolulu, Hawaii . . . Now lives in Merced, CA.

Contract Status: Signed 2-year contract extending thru '85 season on Jan. 26, '84.

Tenure: Five years, 28 days.

Signed Originally with: Milwaukee.



YEAR CLUB	AVG.	G	AB	R	H	2B	3B	HR	RBI	BB	SO	SB	CS	HP
1975 Thetford Mines—1	.257	121	421	63	108	9	3	9	43	52	67	16	5	3
1976 Spokane	.280	141	510	64	143	23	5	10	70	29	65	6	4	1
1977 Spokane	.304	94	345	52	105	19	4	4	73	42	43	17	2	0
Milwaukee	.162	53	154	13	25	2	0	2	12	9	22	1	3	0
1978 Milwaukee	.192	30	78	8	15	4	0	0	3	8	11	1	0	0
Spokane	.269	49	156	24	42	14	3	0	20	15	15	4	2	3
1979 Vancouver	.300	118	454	59	136	21	3	6	64	30	43	16	7	3
Milwaukee—2	.500	4	14	1	7	2	0	0	1	0	1	0	0	0
1980 Rochester	.344	26	93	19	32	6	1	3	8	7	8	5	0	1
Baltimore	.193	43	83	12	16	3	2	1	9	6	10	2	1	0
1981 Baltimore	.227	61	150	19	34	4	0	5	15	11	18	4	0	1
1982 Baltimore	.259	136	343	40	89	18	1	6	31	30	39	7	4	4
1983 Baltimore	.254	66	134	23	34	7	0	3	11	16	17	8	4	1
M.L. Totals	.231	393	956	116	220	40	3	17	82	80	118	23	12	6

GWRBI: '80-Roch. 0, Bal. 2; '81-2, '82-1; '83-3. M.L. Total: 8.

1—Selected by Milwaukee Brewers' organization in January '75 free agent draft (first round, secondary phase) . . . Signed on 1/19/75.

2—Acquired by Baltimore Orioles from Milwaukee Brewers in deal for pitcher John Flinn on 12/6/79.

League Championship Series Record

YEAR, CLUB, OPP.	AVG.	G	AB	R	H	2B	3B	HR	RBI	BB	SO	SB	CS	HP
1983 Bal. vs. Chi.	(did not appear)													

World Series Record

YEAR, CLUB, OPP.	AVG.	G	AB	R	H	2B	3B	HR	RBI	BB	SO	SB	CS	HP
1983 Bal. vs. Phi.	.000	1	1	0	0	0	0	0	0	0	0	0	0	0

Career Highs, Game: Runs—2, 14 times (13 Bal., 1 Mil.), the latest Sep. 28, '83 vs. Det. at Bal.; **Hits**—4, Sep. 20, '81 vs. Mil at Bal.; **Home Runs**—2, twice, Sep. 20, '81 vs. Mil. at Bal. and Oct. 1, '81 at Det.; **RBI**—5, Sep. 20, '81 vs. Mil. at Bal; 4, Sep. 6, '81 vs. Oak at Bal.

Hitting Streaks: 8—Apr. 21 thru May 4, '82; 7—Sep. 2 thru 8, '81; May 23 thru 29², '82; and June 11 thru 27, '83.

1983 SEASON AND MAJOR LEAGUE CAREER

Except for his one appearance behind the plate (see below), Lenn played exclusively at 2nd base, making 36 starts . . . Stole a career high 8 bases in 12 attempts and once again, had the knack of producing in the late innings.

Batting: He batted .246 (14-for-57) with one homer and 5 rbi in 25 1st half games and .260 (20-for-77) with 2 homers and 7 rbi in 41 games after the all-star break . . . Had a season high 7-game batting streak from June 11 thru 27, during which he batted .320 (8-for-25) . . . Hit .303 (10-for-33) in 18 games in September-October.

Catching Debut: Lenn was a major factor in the Orioles' dramatic victory over Toronto on Aug. 24 . . . Entered the game defensively at 2nd base in the 8th . . . With Baltimore trailing, 3-1, in the bottom of the 9th, manager Joe Altobelli used Benny Ayala as a pinch-hitter for Joe Nolan, who had hit for Rick Dempsey earlier in the contest . . . With 2 on, Ayala singled to make it 3-2, and Al Bumbry followed with another rbi single, sending the contest into extra innings.

With both of his catchers out of the game, Altobelli turned to Sakata, who had not caught since Little League . . . Cliff Johnson homered and Barry Bonnell singled to open the top of the 10th off Tim Stoddard . . . Tippy Martinez replaced Stoddard and promptly picked Bonnell off 1st . . . He then repeated that feat against Dave Collins, who had walked, and then Willie Upshaw, who had singled, to end the inning . . . Lenn actually caught 6 pitches in that bizarre 10th.

To top it off, Lenn won the game with a 3-run homer off Randy Moffitt in the bottom of the 10th, giving Baltimore a 7-4 victory . . . Starting with that triumph the O's won 23 of their next 27 games en route to the A.L. Eastern title.

Add "Sudden Death Sakata": He also singled off Kansas City's Dan Quisenberry in the bottom of the 9th inning on Aug. 19¹ to give the Birds a 5-4 win . . . In his 4 seasons with the Orioles, has driven in the winning run in "sudden death" at home 4 times, twice in '80 and twice in '83.

Since joining the O's, has knocked in the game-winning run 8 times, 7 of those coming in the 7th inning or later and 5 coming in the 9th or later . . . In addition to his 2 "sudden death" hits in '83, drove in the decisive run in the 11th inning on May 14 at Texas.

Fielding: Lenn had a percentage of .990 (2 errors in 203 total chances) in 60 games at 2nd . . . Did not committ an error in his 1st 40 games (144 tc) before making both miscues on Aug. 23 vs. Toronto . . . Then finished the year with a 19-game errorless streak . . . His career fielding mark at 2nd is .983 (18 e/1070 tc).

For the 1st time since '79, did not play at all at shortstop . . . Saw action at that position in 4 games in '80, 42 in '81, and 56 in '82 . . . Prior to that, had played solely at 2nd since college . . . Career percentage at short is .960 (16 e/405 tc).

Vs. Opponents: He batted .364 (4-for-11) against both Detroit and Texas and has a career best .356 (21-for-59) vs. Minnesota . . . Has batted .367 (18-for-49) in last 3 years against Rangers.

Vs. Chicago: Lenn was 0-for-66 lifetime and 0-for-14 in '83 against the White Sox when he singled off Floyd Bannister in the 7th inning on Aug. 11 at Comiskey Park . . . Also had a single against Dennis Lamp on Aug. 13 and is now 2-for-79 lifetime against the Pale Hose with 3 walks . . . Is 0-for-16 lifetime vs. Chicago at Memorial Stadium.

Did not see action against the White Sox in the ALCS.

World Series: Lenn was used as a pinch-runner and defensive replacement in game 4 at Philadelphia . . . Flied out in only plate appearance.

1984p172-173

LENN SAKATA (Cont.)

Miscellaneous: He was ejected by Steve Palermo on Sep. 19 for arguing a caught stealing call on John Shelby . . . Was 0-for-3 as a pinch-hitter.

PREVIOUS CAREER HIGHLIGHTS

1982: Started 50 of the O's 1st 72 games at shortstop, but played only at 2nd after Cal Ripken moved from 3rd to short on July 1 . . . Set career highs in most offensive categories, including average (.259), homers (6), and rbi (31) . . . Hit in a career high 8 straight games from Apr. 21 thru May 4 at .435 (10-for-23).

1981: Had appeared in just 31 games with .189 batting average thru Sep. 2 . . . Then played in final 30 games with 28 starts (27 at short) while batting .247 in that period . . . Hit all 5 homers in that span including his 1st career grand slam (Sep. 6 off Oakland's Dave Beard) and a pair of 2-homer games (Sep. 20 vs. Milwaukee and Oct. 1 at Detroit).

Was on disabled list from May 9 thru 28 with badly sprained right ankle.

1980: Trained with the Orioles after off-season trade from Milwaukee, but was assigned to Rochester to start season . . . Was leading the International league in hitting when recalled on May 23 . . . Went 4-for-5 as a pinch-hitter (had never been used in that capacity in majors previously), including a pair of game-winning hits in "sudden death."

Milwaukee: Spent parts of '77, '78, '79 seasons with the Brewers . . . Called up to majors in July '77 when injuries hit Milwaukee infield and started 46 times in 50-game stretch . . . Hit 1st big league homer off Dennis Martinez on July 25 of that year.

Started '78 as regular 2nd baseman vs. lefthanders but was ultimately optioned to Spokane in July . . . Also spent Sep. '79 with the Brewers.

Minors: Signed for Brewers by Dick Bogard . . . Had been drafted previously by San Francisco and San Diego but did not sign . . . Had .286 career average in minors (566-for-1979) . . . Was all-star 2nd baseman (by vote of managers) in PCL in '79 and Eastern League in '75.

Amateur Background: Played one season at Treasure Valley College (Ontario, Oregon) before transferring to Gonzaga University (Spokane) for 2 years . . . Earned all-district and 2nd team junior college all-American honors at 2nd base for Treasure Valley in '72 . . . Was all-district and all-Big Sky Conference 2nd baseman at Gonzaga in '73 & '74 . . . Was 3rd team all-American pick in '74.

Lettered in baseball, basketball, and golf at Kalani High (graduated '71) and was all-state shortstop in senior year . . . Played Babe Ruth and American Legion baseball with legion team winning Hawaii state championship in '70 & '71.

Personal: Of Japanese descent . . . Hobbies: golf and tennis . . . He and his wife, the former Darren Kay Bell, were married Jan. 14, '78 and have one son, Ryan Haruki (3/23/83).

LARRY KENT SHEETS

Born: Dec. 6, '59; 6'3"; 217; Bats, L; Throws, R; Position: OF.

Birthplace/Residence: Born, raised and still lives in Staunton, Va.

Contract Status: Signed thru '84.

Tenure: None.

Signed Originally with: Baltimore



YEAR CLUB	AVG.	G	AB	R	H	2B	3B	HR	RBI	BB	SO	SB	CS	HP
1978 Bluefield—1	.267	67	225	32	60	9	2	11	*48	32	46	0	0	4
1979 Bluefield	.333	3	12	2	4	2	0	0	2	0	0	0	0	0
1980 Bluefield	.379	37	124	29	47	9	1	*14	47	17	14	0	0	1
Charlotte	.188	13	48	1	9	4	0	0	5	4	18	0	0	0
1981 Rochester	(did not play)													
1982 Hagerstown	.296	88	324	46	96	21	0	18	59	27	66	1	1	4
1983 Charlotte	.288	138	503	72	145	*37	3	•25	87	45	102	1	2	4
Rochester	.154	3	13	1	2	1	0	0	2	0	4	0	0	0
Pro Totals	.291	349	1249	183	363	83	6	68	250	125	250	2	3	13

* Led league • Tied for league lead
1—Selected by Baltimore organization in June '78 free agent draft (second round, regular phase) . . . Signed by Dick Bowie on 6/7/78.

'83 Season: Led Southern League in doubles (37) and homers (25, tied with Glenn Davis, Columbus Astros) . . . Led Charlotte in rbi (87) and set career highs in virtually every category but batting average . . . Attended his 1st spring training and played his first full pro season.

Was batting .276 (78-for-283) on June 30, then hit at a .296 clip (69-for-233) the rest of the way . . . Reached a late season high of .296 (128 -for-432) on August 10 . . . Played 99 games in outfield, 18 at 1b, and 28 as dh.

July was his best month . . . He had 10 homers and 23 rbi in 30 games while batting .319 (36-for-113) . . . During the year he had two 2-homer games, two 4-hit games and drove in 5 runs in one game on May 27.

Over the past 2 seasons (at Hagerstown, Charlotte, and Rochester), he has batted .289 (243-for-840) with 43 homers, 58 doubles, and 146 rbi in 226 games.

His 1st big hit at Charlotte ('83) was a game-winning grand slam in the bottom of the 9th on April 21 to beat Birmingham 9-8 . . . Led O's in hr (7) and rbi (31) while playing 38 games in Florida Instructional League last fall.

PREVIOUS PRO CAREER

In his rookie pro season ('78), Larry led Appalachian League in rbi (48 in 67 games) and was 2nd in homers (11) . . . However, he chose not to return to baseball the following spring while attending college . . . He did finally report to Bluefield for the final 3 games of the season ('79), but remained in college again the following spring ('80).

In June '80, he reported to Bluefield and tore the league apart, leading the league in homers (14) and driving in 47 runs in 37 games . . . That performance earned him a late season promotion to AA Charlotte . . . In October '80 he had bone chips removed from his right elbow.

Larry did not play at all in '81 and did not go to spring training in '82. However, in June he reported to Manager Grady Little at Hagerstown and played in 88 games, hitting 18 home runs and driving in 59.

Amateur Background: Played 3 varsity seasons at Robert E. Lee High (Staunton) and hit 18 homers, 10 of them senior year ('78) when he batted .536 (30-56) with 20 extra base hits . . . Pitched junior year and threw a no-hitter . . . Also struck out 17 in one game . . . Played centerfield exclusively as a senior.

Also won 3 varsity basketball letters . . . Played against Ralph Sampson (Harrisonburg) . . . Was "mvp" in both basketball and baseball in '78 . . . Was twice all-district in basketball.

Played Little League, Babe Ruth, and American Legion baseball. Was "mvp" in state legion tournament in '77.

Has completed 3½ years at Eastern Mennonite College (Harrisonburg) . . . Played varsity basketball there and also served as an assistant baseball coach.

Personal: Majoring in Health & Physical Education at Eastern Mennonite . . . He and his wife, Sharon, were married in January '83 . . . Roomed with Cal Ripken during his brief stay with Charlotte in '80.

JOHN (T-BONE) T. SHELBY

Born: Feb. 23, '58; 6'1"; 175; Bats, L-R; Throws, R; Position: OF.

Birthplace/Residence: Born, raised and still resides in Lexington, Ky.

Contract Status: Signed thru '84.

Tenure: One year, 55 days.

Signed Originally with: Baltimore



1984p174-175

JOHN SHELBY (Cont.)

YEAR CLUB	AVG.	G	AB	R	H	2B	3B	HR	RBI	BB	SO	SB	CS	HP
1977 Bluefield—1	.256	60	211	28	54	9	1	0	21	10	44	6	5	0
1978 Miami	.231	13	26	4	6	1	0	0	3	3	5	0	2	1
Bluefield	.282	64	248	49	70	9	1	6	25	30	45	7	4	3
1979 Miami	.201	132	478	50	96	11	6	3	38	44	120	13	10	5
1980 Charlotte	.241	134	*560	66	135	27	11	6	51	22	122	34	14	1
1981 Charlotte	.235	62	251	40	59	11	4	2	21	27	38	24	11	0
Rochester	.264	76	326	42	86	21	8	3	32	16	55	18	6	0
Baltimore	.000	7	2	2	0	0	0	0	0	0	1	2	0	0
1982 Rochester	.279	133	*548	92	153	26	6	16	52	51	115	34	16	1
Baltimore	.314	26	35	8	11	3	0	1	2	0	5	0	1	0
1983 Baltimore	.258	126	325	52	84	15	2	5	27	18	64	15	2	0
M.L. Totals	.262	159	362	62	95	18	2	6	29	18	70	17	3	0

GWRBI: '80-3; '81-Char. 3, Roch. 1, Bal. 0; '82-Roch. 4, Bal. 0; '83-2; M.L. Total: 2.
* Led league.
1—Selected by Baltimore organization in January '77 free agent draft (first round, regular phase) . . . Signed on 5/22/77.

League Championship Series Record

YEAR CLUB, OPP.	AVG.	G	AB	R	H	2B	3B	HR	RBI	BB	SO	SB	CS	HP
1983 Bal. vs. Chi.	.222	3	9	1	2	0	0	0	0	1	3	1	0	0

World Series Record

YEAR, CLUB, OPP.	AVG.	G	AB	R	H	2B	3B	HR	RBI	BB	SO	SB	CS	HP
1983 Bal. vs. Phi.	.444	5	9	1	4	0	0	0	1	0	4	0	0	0

Career Highs, Game: **Runs**—3, May 27, '83 at K.C.; **Hits**—4, Apr. 23, '83 at Cal.; 3, seven times (all in '83), the latest Sep. 5, '83 vs. Bos. at Bal.; **RBI**—4, Aug. 29, '83 at K.C.; 3, June 12, '83 at Bos.; **Stolen Bases**—2, Sep. 13², ;83 at Bos.
Hitting Streaks: 7—July 21 thru 31, '83.

Winter Ball: John played this winter for Ray Miller's Santurce club in the Puerto Rican League . . . After a slow start, hit .290 with 7 homers and 32 rbi in 59 games . . . Led league in triples (5) and stolen bases (24 in 27 tries) and was "mvp" in circuit's all-star game.

THE 1983 SEASON

After enjoying one of the finest spring trainings in Orioles history (see below), John alternated with Al Bumbry in centerfield most of the season . . . Started 59 games, primarily against lefthanded pitching, while leading the club in stolen bases (15 in 17 attempts) and outfield assists (9).

Spring Training: John hit .444 (28-for-63) with 7 doubles, 2 triples, and 2 home runs in 25 exhibition games . . . It was the 2nd highest average ever by an Oriole (35 or more at bats) in the spring and the best since Don Lenhardt batted .462 (24-for-52) in '54 . . . Also led the club in runs (17, most by an Oriole in 10 springs), hits (28), doubles, and triples.

Batting: He had a good start, hitting .387 (24-for-62) in his 1st 22 regular season games thru May 14 . . . Batted just .204 (21-for-103) in his next 36 games to finish the 1st half of the season at .273 (45-for-165) in 58 games.

Went on another spurt, batting .313 (15-for-48) in his 1st 17 games after the all-star break and was at .282 thru Aug. 6 . . . Hit just .214 (24-for-112) in his final 51 contests.

Was 0-for-22 in an 11-game span from Aug. 7 until singling in 2nd at bat on Aug. 19² . . . Went 4-for-5 against California on Apr. 23 and had 3 hits in a game 5 times . . . His longest hitting streak was 7 games, July 21-31.

Switch-Hitting: John hit .255 (52-for-204) with 4 homers and 14 rbi righthanded and .264 (32-for-121) with one homer and 13 rbi from the left side.

His career totals are righthanded-.262 (60-for-229), 5 hr, 15 rbi and lefthanded-.263 (35-for-133), 1 hr, 14 rbi . . . Is a natural righthanded batter and did not become a switch-hitter until '79 at Miami.

By Month: April-.395 (17-for-43), 13 g . . . May-.224 (13-for-58), 22 g . . . June-.226 (14-for-62), 21 g . . . July-.324 (11-for-34), 14 g . . . August-.179 (10-for-56), 25 g . . . September-.270 (17-for-63), 29 g . . . October-.222 (2-for-9), 2 g.

Odds and Ends: He had his 1st career grand slam off Kansas City's Keith Creel on Aug. 29 . . . Had 2 hits (double and single) in the 1st inning on June 9 vs. Milwaukee . . . Batted .259 (7for-27) as a pinch-hitter with 2 rbi . . . Drew bases-loaded walk as a pinch-hitter in bottom of 9th to beat Toronto on June 3.

Hit .283 (54-for-191) with 5 homers and 21 rbi on the road but just .224 (30-for-134) with 6 rbi at home.

Stolen Bases: John's 15 steals in 17 tries was good for a .882 success rate, the best in the American League among players with 10 or more attempts . . . Kansas City's Willie Wilson was 2nd in the league at .881 (59 of 67) while Philadelphia's Joe Morgan led the majors at .900 (18 of 20).

Was 2nd among A.L. rookies in steals to Julio Franco of Cleveland (32) . . . Had the most thefts by an Oriole rookie since Al Bumbry in '73 (23) and was the 1st rookie to top the O's in stolen bases since Don Baylor (24) in '72 . . . Was successful in his 1st 7 tries before being caught on Aug. 2² at Cleveland . . . Had a pair of steals at Boston on Sep. 13².

Fielding: John had a .981 percentage (4 errors in 213 total chances) in 115 games, all in center . . . Had 3 assists on Sep. 11 at New York, throwing Willie Randolph and Ken Griffey out at the plate while making the 1st relay on a play that nailed Rick Cerone at 2nd . . . That fell one shy of the major league record for outfield assists in a game, a feat that was last accomplished in '31 . . . Of his 9 assists, 5 came against the Yankees and 3 were versus the Royals.

Injury: He was slowed by a bruised left ankle, caused by his own foul ball on July 2 . . . Aggravated the injury on July 12 and did not play again until July 21.

Post-Season: He appeared in the final 3 games of the ALCS with starts in games 2 & 4 . . . Played in all 5 world series contests, starting game 3 . . . Had the game-winning rbi in the 4th game with a pinch-hit sacrifice fly in 6th inning, which snapped a 3-3 tie.

PREVIOUS CAREER HIGHLIGHTS

1982: Joined the Orioles on Sep. 1 and made a significant contribution in the Birds' pennant drive . . . Played in 26 of the final 32 games with a .314 (11-for-35) average, including a 4-for-8 performance and a home run in the final 4-game series against Milwaukee.

Dramatic Throw: Was involved in one of the most memorable moments of the pennant race on Sep. 26 at Milwaukee . . . With Baltimore leading 3-2, the Brewers had runners on 1st and 3rd with one out in the bottom of the 8th . . . Cecil Cooper flied out to John, who made a perfect throw to the plate to nail Bob Skube (who had tagged up after the catch) to kill the rally . . . The O's went on to win, 5-2 and cut Milwaukee's lead to 2 games.

Rochester: Was selected as an outfielder on the International League all-star team . . . Led the circuit in at bats (548) and was 4th in hits (153) and total bases (239) . . . Has 13 assists, giving him 92 in his minor league career.

Kluttz Award: Was the '82 recipient of the Clyde Kluttz Memorial Award, given annually to an Oriole organization player who displays great desire, dedication, and loyalty . . . See page 79 for a full explanation and previous winners.

1981: Started the year with Charlotte but was promoted to Rochester in June . . . Led entire O's system in at bats (577), doubles (32), and triples (12) . . . Made major league debut with O's in Sep. and played for Miller's Caguas club in the Puerto Rican League during the winter.

Pro Career: Signed by Lamar North . . . Led the Southern League in at bats (560) and was 2nd in assists (21) in '80 . . . Hit in Charlotte club record 21 straight games that year . . . Hit career low .201 in 1st year as switch-hitter at Miami in '79 . . . Tied for Florida State League lead in assists (22) . . . Topped Appalachian League in assists in both '78 (11) and '77 (12, tie).

Amateur Background: Played baseball and basketball at Lexington's Henry Clay High School (graduated '76) . . . Was a shortstop in high school.

Played one year ('77) at Columbia State Community College in Columbia, TN, batting .358 with 6 homers and 30 rbi . . . Also participated in Little League, Babe Ruth League, and Connie Mack programs.

Personal: John and his wife, the former Triana Dixon, were married on Sep. 27, '80.

JIM HENNEMAN'S SIMPLIFIED MAGIC NUMBER CALCULATING SYSTEM

For trailing club—add games won plus games left, then add one. Subtract number of games won by first place team. That's the magic number.

KENNETH (KEN) WAYNE SINGLETON

Born: June 10, '47; 6'4"; 212; Bats, L-R; Throws, R; Position: OF-DH.



Birthplace/Residence: Born in New York City . . . Grew up in Mt. Vernon, N.Y. . . . Now lives year round in Lutherville (Baltimore County).

Contract Status: Signed thru '84. Signed a five year contract during spring training '77 and agreed to a three-year extension (with option for '85) in Jan. '80.

Tenure: 13 years, 100 days.

Signed Originally with: New York Mets.

YEAR CLUB	AVG.	G	AB	R	H	2B	3B	HR	RBI	BB	SO	SB	CS	HP
1967 Winter Haven—1	.277	102	278	49	77	17	1	4	41	*87	50	26	8	3
1968 Raleigh-Durham	.257	26	74	21	19	3	0	3	12	28	24	4	4	1
Visalia	.316	80	263	61	83	5	0	11	35	70	54	8	4	4
Jacksonville	.205	29	78	12	16	5	1	2	10	11	26	0	0	1
1969 Memphis	.309	115	366	65	113	16	6	10	65	78	69	8	5	2
1970 Tidewater	.388	64	219	48	85	16	1	17	46	57	26	3	3	0
New York (NL)	.263	69	198	22	52	8	0	5	26	30	48	1	1	1
1971 New York (NL)—2	.245	115	298	34	73	5	0	13	46	61	64	0	1	2
1972 Montreal	.274	142	507	77	139	23	2	14	50	70	99	5	10	2
1973 Montreal	.302	•162	560	100	169	26	2	23	103	123	91	2	8	2
1974 Montreal—3	.276	148	511	68	141	20	2	9	74	93	84	5	2	0
1975 Baltimore	.300	155	586	88	176	37	4	15	55	118	82	3	5	1
1976 Baltimore	.278	154	544	62	151	25	2	13	70	79	76	2	2	0
1977 Baltimore	.328	152	536	90	176	24	0	24	99	107	101	0	1	2
1978 Baltimore	.293	149	502	67	147	21	2	20	81	97	94	0	0	2
1979 Baltimore	.295	159	570	93	168	29	1	35	111	109	118	3	1	1
1980 Baltimore	.304	156	583	85	177	28	3	24	104	92	94	0	2	1
1981 Baltimore	.278	103	363	48	101	16	1	13	49	61	59	0	0	0
1982 Baltimore	.251	156	561	71	141	27	2	14	77	86	93	0	1	2
1983 Baltimore	.276	151	507	52	140	21	3	18	85	99	83	0	2	1
A.L. Totals	.290	1335	4752	656	1377	228	18	176	731	848	800	8	14	10
N.L. Totals	.277	636	2074	301	574	82	6	64	299	377	386	13	22	7
M.L. Totals	.286	1971	6826	957	1951	310	24	240	1030	1225	1186	21	36	17

GWRBI: '79-10; '80-*19; '81-7; '82-10; '83-2. Total: 48.

* Led league • Tied for league lead

1—Selected by New York Mets organization in January '67 free agent draft. (1st round, regular phase) . . . Signed on 2/15/67.

2—Acquired by Montreal Expos from N.Y. Mets with first baseman Mike Jorgensen and infielder Tim Foli in deal for outfielder Rust Staub on 4/6/72.

3—Acquired by Baltimore Orioles from Montreal Expos along with pitcher Mike Torrez in deal for pitchers Dave McNally and Bill Kirkpatrick (assigned to Memphis) and outfielder Rich Coggins on 12/4/74.

League Championship Series Record

YEAR CLUB, OPP.	AVG.	G	AB	R	H	2B	3B	HR	RBI	BB	SO	SB	CS	HP
1979 Bal. vs. Cal.	.375	4	16	4	6	2	0	0	2	1	2	0	0	0
1983 Bal. vs. Chi.	.250	4	12	0	3	2	0	0	1	2	2	0	0	0
L.C.S. Totals	.321	8	28	4	9	4	0	0	3	3	4	0	0	0

World Series Record

YEAR, CLUB, OPP.	AVG.	G	AB	R	H	2B	3B	HR	RBI	BB	SO	SB	CS	HP
1979 Bal. vs. Pit.	.357	7	28	1	10	1	0	0	2	2	5	0	0	0
1983 Bal. vs. Phi.	.000	2	1	0	0	0	0	0	1	1	1	0	0	0
W.S. Totals	.345	9	29	1	10	1	0	0	3	3	6	0	0	0

All Star Game Record

YEAR CLUB, SITE	AVG.	G	AB	R	H	2B	3B	HR	RBI	BB	SO	SB	CS	HP
1977 A.L., N.Y. (AL)	.000	1	0	0	0	0	0	0	0	0	0	0	0	1
1979 A.L., Sea.	.000	1	1	0	0	0	0	0	0	0	0	0	0	0
1981 A.L., Cle.	.667	1	3	2	2	0	0	1	1	0	0	0	0	0
A.S.G. Totals	.500	3	4	2	2	0	0	1	1	0	0	0	0	1

Career Highs, Game: Runs—4, twice (1 Bal; 1 Mtl.), Apr. 15, '80 vs. K.C. at Bal. (tied club record) and Aug. 30, '74 at Cin.; **Hits**—4, 14 times (13 Bal., 1 Mtl.), the latest July 18, '83 at Sea. **Home Runs**—2, six times (5 Bal., 1 Mtl.), the latest May 13, '83 at Tex.; **RBI**—5, twice (1 Bal.; 1 Mtl.), July 26, '79 vs. Sea. at Bal. and July 3, '73 vs. N.Y. at Mtl.; 4, 18 times (12 Bal; 6 Mtl.), the latest Sep. 3 '83 at Min.; **Walks**—4, three times (2 Bal; 1 Mtl.), Apr. 30, '79 at Sea; May 15, '78 at Min.; June 8, '73 vs S.F. at Mtl. (ties Mtl. club record).

Hitting Streaks: 17—July 17 thru Aug. 4, '78; 15—Aug. 19 thru Sep. 3, '73; 14—three times.

1983 SEASON

Summary: Ken rebounded from a down year in '82 . . . He was 2nd in the A.L. in walks with 99 (to Rickey Henderson-103) and 5th in on-base pct. (.395); led all dh's in walks and on base pct., and was runner-up to Greg Luzinski in rbi (85 to 95); was 3rd on the club in hits (140) and rbi (85) and 4th in homers (18).

He served as the club's full-time dh for the 2nd straight year and did not appear at all defensively. He has worn a glove only 4 times in the past 2 years (all in '82), most recently on Sep. 28, '82.

One of the biggest reasons for his turnaround in '83 was his improvement as a righthanded batter. From a career low .177 (26-for-147) with no homers in '82, he jumped up to .262 (45-for-175) with 5 home runs in '83. Ken had worked extensively with weights during the off-season to correct the problem that had originated after a Dec. '77 right elbow operation and was seriously aggravated by inaction during the '81 strike. See "Switch Hitting" below for more details.

By Month: April-.232 (13-for-56), 1 hr, 6 rbi, 16 g . . . **May**-.329 (25-for-76), 5 hr, 13 rbi, 25 g . . . **June**-.280 (21-for-75), 3 hr, 13 rbi, 24 g . . . **July**-.258 (24-for-93), 2 hr, 13 rbi, 26 g . . . **August**-.295 (31-for-105), 5 hr, 23 rbi, 30 g . . . **Sep.-Oct.**-.255 (26-for-102), 2 hr, 16 rbi, 30 g.

Stretch Run: During the O's 34-10 surge to the eastern division title (Aug. 13 thru Sep. 25), Ken hit .290 (42-for-145), drove in 28 runs in the 42 games he played and forged a .403 on-base pct. (71-for-176).

Miscellaneous: Batted .328 (41-for-125) with runners in scoring position . . . Was 3rd on the club in "key runs" produced (– 1, tie, lead, + 2) with 35, behind Murray-66 and Ripken-54 . . . Batted .275 (60-for-218) in 68 1st half games, and .277 (80-for-289) in 83 games after the all-star break . . . Reached season highs at .303 (May 7) early and .289 (Sep. 15) late in the season. Led O's on road with .325 average (88-for-271).

1983 AND ORIOLES CAREER HIGHLIGHTS

Walks: Led the league and set a club record with 19 intentional walks in '83 . . . Has led the Orioles in walks 8 times in 9 seasons (exception '76 when Bobby Grich set the pace), and has finished 2nd in the league 6 times: NL-'73, AL-'75, '77, '78, '79, '83.

His 848 walks for the Orioles rank him 3rd in club history behind: 1-Boog Powell, 889, and 2-Brooks Robinson, 860. He should set a new standard in '84.

With 1,225 career free passes, he is 21st on the all-time list (G.H. Ruth leads at 2056), and 4th among actives behind: Joe Morgan-1799 (4th all-time), Pete Rose-1410 (15th) and Rusty Staub-1241 (20th) . . . Carl Yastrzemski was 3rd all-time with 1845 when he retired.

Ken has drawn 99 or more walks 6 times in the majors, including 4 times over 100 (3 as an Oriole) . . . His 9 year average in the A.L. is 94 . . . He holds club records for most walks, season for 2 clubs, both the Orioles (118 in '75) and the Expos (123 in '73), a rare distinction shared only (according to our research) by Eddie Stanky and John Mayberry.

On-Base Pct: Ken has a .393 lifetime major league on-base percentage (3193-for-8126), and in 9 A.L. seasons, he has reached safely at a.395 clip (2235-for-5652). His A.L. figure represents an O's record (2nd-Bob Nieman .393, 3rd-Don Buford .385) . . . NOTE: The official formula for determining on-base percentage is: h + bb + hp divided by ab + bb + hp + sf.

His best year from an on-base standpoint was '77 (.438, 285-for-651) when he fell just shy of Nieman's club mark, set in '58 (.442, 211-for-477) . . . Earlier he had a big year at Montreal, '73, with a .425 on-base percentage.

Batting Average: He holds the club record for highest average, season (.328 in '77) . . . Led the club in batting in each of his first 4 Baltimore seasons ('75 thru '78) and just missed the next year ('79) when Murray beat him by .00064 (though both hit .295 officially).

Batting Streaks: Has had 12 batting streaks of 10 or more games during his O's career, but 9 has been his longest in each of the past 3 seasons. His best for the Birds was 17 in '78.

Designated Hitting: Has a .267 average (355-for-1328) as a dh in 374 games after batting .275 (139-for-506) in that capacity a year ago . . . His on-base pct. as a dh was .394 last year and is .373 lifetime.

Home Runs: Homered in back-to-back games 3 times in '83 . . . Gave the O's (and Mike Flanagan) the win in the 1st 1-0 game ever played in Minnesota's 2-year old HHH Metrodome with a 9th inning homer off Frank Viola on Sep. 2nd, then hit his 4th career grand slam the next day, off Len Whitehouse (see page 11 for grand slam details).

1984p178-179

KEN SINGLETON (Cont.)

Hit 2 home runs in a game on May 13 at Texas (both off Charlie Hough) for the 6th time in his career . . . 1983 was the 5th year in which he has hit 18 or more homers . . . Now ranks 5th on Baltimore's all time home run list (176, 3 behind Frank Robby . . . Boog Powell leads at 303).

Hit 35 home runs in '79, and is one of only 6 players who have hit 30 or more for the O's in 30 Baltimore seasons. The Others: Boog Powell (4 times), Frank Robinson and Murray (3 each), Jim Gentile (twice) and Gus Triandos (once).

Mike Flanagan has been a frequent beneficiary of Ken's home run power over the years . . . Since Mike debuted with the O's on Sep. 5, '75, Ken has hit 164 home runs, 47 of them (29%) in games Flanagan pitched.

Vs. Seattle: Ken has been tuned into Seattle pitching since the Mariners came into the league in '77 . . . Last year he hit .390 (16-for-41) with 2 hr & 11 rbi in 12 games, and lifetime he sports a .343 average (84-for-245) with 22 homers and 70 rbi in 69 games. All 3 of those figures represent career highs vs. one adversary.

At the Kingdome, Ken batted .500 (12-for-24) in '83 with a home run and 10 rbi in 6 games. Lifetime, in 34 games at Seattle, he has driven in 35 runs and hit 12 homers.

Vs. Other Opponents: He has career averages over .300 against 2 other clubs: .326 vs. Boston (132-for-405) and .317 (99-for-312) vs. Minnesota . . . His lowest lifetime average against one opponent is .265 (90-for-339) vs. Chicago and his home run low is 6 against Boston . . . See pages 34-37 for more details on hitting vs. other clubs.

MVO/MVP: Has won annual "Most Valuable Oriole" award 3 times ('75, '77, '79). Only Brooks and Eddie (4 times each) have earned that distinction more often while Frank Robby was also a 3-time winner.

In '79 he was 2nd in the A.L. "mvp" vote (241) behind Don Baylor (347) . . . Baylor, Ken and George Brett were mentioned on all 28 ballots, but Don had 20 1st place votes to Ken's 3 and Brett's 2.

In '77, he was 3rd in the "mvp" race with 200 votes behind: Rod Carew (273) and Al Cowens (217).

Ejections: Has been ejected 3 times in the A.L.: (1) by Russ Goetz on Aug. 27, '75; (2) by emergency umpire Richard Heitzer for throwing helmet Apr. 13, '79, and (3) by Don Denkinger for charging Twins' Paul Hartzell after 2 high & tight pitches Sep. 1, '79.

ALL-STAR AND POST-SEASON

All-Star Games: Ken is the only Oriole to have been elected to the A.L.'s starting team in the last 7 years (since Bobby Grich in '76) . . . He was picked (541,100 votes) in '81, finishing 2nd among all outfielders to Reggie Jackson (631,522) and ahead of Dave Winfield.

Ken played leftfield, hit the A.L.'s only home run (off Tom Seaver) to give the Junior Circuit a 1-0 lead in the 2nd inning, and also chipped in with a single in 3 official trips. He is one of only 3 Orioles to have hit All-Star homers along with Brooks ('67) and Frank ('71).

He had been selected to the A.L. squad twice previously, in '77 & '79 . . . In '77 he was hit by a Rick Reuschel pitch in his only plate appearance at Yankee Stadium, was 0-for-1 as a pinch-hitter at Seattle in '79.

ALCS/WS-'83: Started all 4 ALCS games as the O's dh, but because the designated hitter rule was not in effect for the '83 WS, Ken saw action in only 2 games, both times as a pinch-hitter.

In game #4 at Philadelphia, he was one of a record 4 pinch-hitters used by Joe Altobelli in the decisive 6th inning in which the O's tallied twice to take a 4-3 lead (they ultimately won 5-4) . . . Ken, batting for Rick Dempsey with the bases loaded against John Denny, drew a walk that produced the tying run.

ALCS/WS-'79: Had a combined .364 average (16-for-44) in 10 post-season games . . . Went 3-for-4 with 2 rbi in the ALCS clincher at Anaheim (game #4).

SWITCH-HITTING

Lifetime: In the majors Ken is batting .296 lefthanded (1422-for-4801) with 182 hr & 653 rbi. From the right side he has hit .261 (529-for-2025) with 58 hr & 276 rbi.

In the American League only, his lefthanded average is .301 (1018-for-3377) with 132 hr and 544 rbi . . . Righthanded he is batted .261 (359-for-1375) with 44 hr & 186 rbi . . . His A.L. on-base percentage lefthanded is .410 and righthanded .359.

Righthanded Power Drought: His home run off Shane Rawley in Yankee Stadium on June 27 last year was his first from the right side (against a lefthander) since he went deep against Seattle's Jerry Don Gleaton on Aug. 24, '81 . . . This was the 1st of 5 righthanded homers in '83.

Best Year Righthanded: In '77 Ken hit .377 (59-for-158) from the right and was over .400 until Sep. 11 . . . That year he batted .310 lefthanded . . . The only other season he has hit righthanded was in '70 for the Mets (.328 to .234, 69 games) . . . His best year lefthanded was '78 (.318).

Home Runs: He ranks 3rd on all-time list of switchers with 240 home runs behind: Mickey Mantle-536 and Reggie Smith-314 . . . Ted Simmons is 4th at 222 and Murray 5th at 198.

He is one of only 2 switchers to have enjoyed a 35 home run season ('79). The only other is Mickey Mantle who did it 6 times . . . Ken and Murray are 2 of only 5 switch-hitters to have hit 30 or more, along with Mantle (9), Reggie Smith (2) and Rip Collins (1).

Ken & Eddie Combo: In '80, Ken and Eddie became only the 2nd pair of switchers (on same team) to produce 100 rbi each in a single season . . . The only others were Simmons and Smith with the '74 Cardinals.

Natural Lefty: Though a natural lefthander (he eats and writes lefthanded), Ken batted righthanded until becoming a permanent switch hitter in '65 (late in his amateur career).

PREVIOUS CAREER HIGHLIGHTS BY YEAR

1982: Despite his lowest average in 8 Baltimore seasons (.251) batted .342 (41-for-120) with men in scoring position . . . Appeared in 148 games as a dh . . . From the end of the '81 strike thru '82, hit only .241 (177-for-733) in 206 games.

1981: Enjoyed a fabulous April (see below) and still led the league in batting thru May 24 at .383 (49-for-128) and was among leaders in homers (9) and rbi (31) in just 36 games. He batted only .221 (52-for-235) over his final 67 games from that point with 4 homers & 18 rbi . . . After the strike was settled he hit only .209 (36-for-172) in 50 games.

April: Ken homered in his 1st at bat of the year (opening day vs. K.C.) and went on to hit .472 (25-for-53) in April with 7 hr & 14 rbi in 15 games. It was the highest average ever by an Oriole in the opening month and the highest in the majors since '73 . . . His on base percentage for the month was .517 (30-for-58) and his slugging percentage .981 (52 bases in 53 at bats) . . . Not surprisingly he was the A.L.'s "player of the month".

10-for-10: During that April spree, Ken set a club standard with 10 straight hits over a 2½ game span, all in Baltimore (Apr. 26-28) . . . His final hit in that stretch was a home run off Chicago's Richard Dotson who then got him on a gidp next trip.

Included among the 10 hits were 4 doubles and 2 homers plus 6 rbi . . . The previous club record was 8 straight hits, held jointly by Brooks Robinson (twice), Bob "Rocky" Johnson and Don Baylor.

1980: Led majors in gwrbi (19), batted over .300 for the 4th time (3rd with O's), drove in 100 runs for the 2nd straight year and had a career high 177 hits.

1979: Enjoyed his most productive A.L. season with career highs in homers (35) and rbi (111), finished 2nd to Don Baylor in "mvp" vote (see "mvo/mvp" above); was 2nd to Darrell Porter in walks (109 to 122) . . . Lost club batting title to Murray on last day of season.

1978: Though slowed by effects of a Dec. 10, '77 operation for removal of bone chips and transplantation of the ulnar nerve in right elbow, Ken led O's in hitting for 4th straight time and was 2nd in the league in both walks (97) and on-base percentage (.409).

1977: Set club record with .328 average, surpassing Nieman's '56 mark of .322. Was 3rd in A.L. behind Carew and the late Lyman Bostock in batting, and was 2nd in both on-base percentage (.438) and walks (107) while tying Lee May for the club lead in rbi (99) . . . Won his 2nd "mvo" award.

1976: Was hitting only .185 (28-for-151) on June 2 thru 42 games, then batted .312 (123-for-393) the rest of the way, hitting safely in 91 of his last 112 games. Beat out Reggie Jackson as the O's top hitter (.278 to .277) on last day of season but was 2nd to Bobby Grich in both on-base percentage and walks.

1975: Won the "mvo" award by a slim margin over Jim Palmer . . . Set club record with 118 walks (one behind league leader John Mayberry) and led the A.L. in plate appearances (714) . . . Batted primarily in the leadoff position.

KEN SINGLETON (Cont.)

National League: Ken was Mets' 1st pick in January '67 free agent draft (signed by Clarence "Bubber" Jonnard) . . . Made big league debut with Mets in June '70 after being recalled from Tidewater where he was leading International League in batting (.388).

Had his 1st 2 big league hits in his 3rd game (at Montreal) including his 1st career homer (off Expos' Bill Stoneman) on June 26, '70.

His 1st outstanding season in majors was in '73 at Montreal, a full year after he'd been traded by the Mets in the Rusty Staub deal . . . That year he set several Montreal club records (100 runs, 103 rbi, 123 walks) and hit .300 . . . Played in every game that year and led majors in outfield assists (20).

Amateur Background: Ken was a baseball and basketball standout at Mt. Vernon High School in New York . . . Went to Hofstra (Hempstead, L.I.) on a basketball scholarship, but also played baseball there (1 year) . . . Averaged 18 points as a freshman in basketball

Hit 36 home runs in 3 seasons in semi-pro Bronx Federation League where he started at the age of 15 and played against Rod Carew.

Roberto Clemente Award: He was the '82 recipient of the Roberto Clemente Award which is presented annually by Major League Baseball to the player who best exemplifies the game, both on and off the field. That selection is made by a panel of media representatives and baseball executives . . . Ken was the 2nd Oriole to be so honored. Brooks Robinson won in '72.

He was also awarded the prestigious "Jimmie Swartz Medallion" in '82 for his extensive community service in the Baltimore area.

He has served as honorary chairman of the Maryland Association of Sickle Cell Services and for United Cerebral Palsy of Central Maryland, and is actively involved on behalf of several other charities. For the past 4 years he has purchased a block of tickets for Orioles Sunday home games and has distributed them to needy senior citizens.

Japan: Accompanied Earl Weaver, Rick Dempsey, Dennis Martinez, trainer Ralph Salvon and club physician Dr. Leonard Wallenstein to Japan in the fall of '78 for a series of games between A.L. and N.L. all-star teams.

Personal: Born in New York City, but moved out to Stamford, CT when he was 8 . . . One year later the family moved to Mt. Vernon.

His brother, Fred (5 years younger) was a hurler at Penn State and is now a track coach at White Plains New York High . . . His father, Joseph, worked for the U.S. Postal Service for many years in Manhattan. Now retired, he and Ken's mother have moved to the Baltimore area . . . His uncle Harvey (Buddy) Singleton was once a tackle for the Toronto Argonauts.

Ken met his wife, the former Colette Saint-Jacques of Vercheres, Quebec while she was working at the Forum in Montreal . . . They were married Jan. 5, '74 and have 2 sons: Matthew Kenneth (11/24/76) and Justin Charles (4/10/79).

After spending two winters in southern California, the Singletons sold their house there in '79 and returned to Baltimore where they purchased a home in Timonium, in Baltimore County . . . Ken has spent several off-seasons working at WBAL-TV in Baltimore.

MEMORIAL STADIUM HISTORY (Cont. from pg. 86)

Baltimore Memorial Stadium was built for $6 million on 28¾ acres of city owned property and financed by two city bond issues.

Over the years, there have been some changes made. In '54, the distance from home plate to the fence in dead center was 450'. That has been whittled down gradually to its present 405'.

The Orioles dugout was originally on the first base side, but when some 2,600 field boxes were installed in front of the original boxes in '61 (prior to that there was an 8' wall between the front row of the boxes and the field, and Baltimore led the world in foul territory), new dugouts had to be constructed and the home team moved over to third base.

In 1964 additional upper deck sections were added, increasing the capacity by another 2,600 seats. In 1970 (mid-season) the new scoreboard was installed. In recent years the old splintery wooden benches (without backs) have been completely replaced by chairs and non-wooden benches with back rests, and a 35th row has been added to the upper deck.

In 1980, six new towers, housing a new ticket window and additional ticket office space, storage areas and rest rooms, were completed in the latest Memorial Stadium renovations.

JOHN ROBERT STEFERO

Born: Sep. 22, '59; 5'8"; 185; Bats, L; Throws, R; Position: C.



Birthplace/Residence: Born in Sumter, South Carolina . . . Grew up in Baltimore and now lives in nearby Glen Burnie.

Contract Status: Signed thru '84.

Tenure: 55 days.

Signed Originally with: Baltimore

YEAR CLUB	AVG.	G	AB	R	H	2B	3B	HR	RBI	BB	SO	SB	CS	HP
1979 Bluefield—1	.275	59	200	37	55	11	2	8	42	22	35	2	0	1
1980 Miami	.215	101	307	32	66	9	4	5	30	36	73	1	1	1
1981 Hagerstown	.287	111	338	69	97	15	2	25	82	78	88	4	0	0
1982 Charlotte	.230	115	357	45	82	9	2	17	60	49	85	0	2	4
1983 Charlotte	.307	61	205	33	63	9	0	16	34	33	38	0	0	1
Baltimore	.455	9	11	2	5	1	0	0	4	3	2	0	0	0
Rochester	.196	35	97	13	19	5	0	2	5	17	27	0	0	0
M.L. Totals	.455	9	11	2	5	1	0	0	4	3	2	0	0	0
Pro. Totals	.255	491	1515	231	387	60	10	73	257	238	348	7	3	7

GWRBI: '80-4; '81-5; '82-4; '83-Char. 4, Bal. 2, Roch. 0.
1—Signed by Baltimore organization as an undrafted free agent on 6/26/79.

1983 SEASON SUMMARY

Baltimore: John served 2 tours of duty with the O's . . . He was first called up from Charlotte June 22 to replace Joe Nolan (broken toe) . . . When Nolan recovered, he was optioned to Rochester, then returned to Baltimore Sep. 1.

While he was with the O's, John made 3 big contributions to the cause. His first was a 2-run game-tying double in the 9th inning at Yankee Stadium June 30 off Goose Gossage. Unfortunately, the O's eventually lost in 12. They were his first big league rbi.

Then, on back-to-back nights in Baltimore, Sep. 18 and 19 vs. the Brewers, he delivered "sudden death" game-winning singles. On the 18th he connected with 1 out in the 9th off Pete Ladd to score Glenn Gulliver with the winning run (O's trailed at one time 0-7 in that game) . . . On the 19th, as a pinch-hitter he singled home the tie-breaker with 2 outs in the 11th off Tom Tellmann.

Charlotte: Was among league leaders in hr (16) and rbi (34) when he first came up to Baltimore . . . Batted .391 (27-for-69) over 19 games from May 23 thru June 12 with 8 hr & 14 rbi and raised his average from .265 to .313 . . . Hit 7 hrs in a stretch of 11 games (May 31 thru June 11) . . . Made 12 errors behind the plate . . . Played one game in the outfield.

Rochester: Hit home runs in each of his first 2 games at Rochester then did not find the range again in his last 34 games . . .

PREVIOUS CAREER HIGHLIGHTS

1982: Trained with O's for first time in Miami . . . Three of his 1st 6 hrs were grand slams, all at Charlotte . . .

1981: Ranked among Carolina League leaders in homers (25, 4th), rbi (82, 5th) and batting (.287, 8th) . . . Escaped serious injury on Apr. 14 when club bus overturned and he was thrown thru window . . . Caught in 93 games and played one each at 3b and in of.

Led Carolina League's Northern Division to a 9-3 win over south with 2 hrs & 4 rbi to earn mvp honors at Durham.

'79 & '80: Signed by the late Dick Bowie after an original recommendation by Jim Gilbert . . . Was primarily a 3rd baseman as an amateur, and played in 49 games at 2nd base in 1st pro season at Bluefield in '79 (caught just 5 games).

Heeding Bowie's advice and with instruction from Lance Nichols, he became a fulltime catcher (81 g) at Miami in '80.

Led Bluefield in homers (8) and rbi (42) in '79 . . . Played at Indios in Columbian Winter League Sep. '80.

Amateur Background: Played at Motlow State C.C. (Tullahoma, TN) in '78, majoring in business & management. Earned all-conference, all-region and all-Tennessee J.C. honors.

Lettered 4 times in baseball and once in football at Baltimore's Mt. St. Joseph's High School (graduated '77) . . . Participated in Little League and Babe Ruth programs in Brooklyn, MD . . . Also played semi-pro ball in Baltimore for AAABA Mike's in '77 & '78 and for Johnny's in '79.

1984p182-183

JOHN STEFERO (Cont.)

Played on Baltimore major league semi-pro all-star team against the Korean National College All-Stars at Memorial Stadium on June 25, '79 and hit a home run . . . He was signed by the O's the next day.

Personal: Hobbies are fishing, sports cars and horseback riding . . . Single.

SAMUEL (SAMMY) LEE STEWART, JR.

Born: Oct. 28, '54; 6'3"; 208; Bats, R; Throws, R; Position: P.

Birthplace/Residence: Born in Asheville, N.C., but grew up and still lives in nearby Swannanoa.

Contract Status: Signed 3 year contract (thru '85) with one year option on Feb. 8, 1983.

Tenure: Five years, 32 days.

Signed Originally with: Baltimore.



YEAR CLUB	W-L	ERA	G	GS	CG	SHO	SV	IP	H	R	ER	BB	SO
1975 Bluefield—1	3- 3	6.07	18	4	0	0	1	43	62	44	29	26	29
1976 Miami	12- 8	2.42	23	22	12	2	0	182	147	65	49	*86	79
1977 Rochester	0- 5	6.29	10	10	0	0	0	54	68	41	38	35	28
Charlotte	9- 6	2.08	16	16	10	3	0	117	93	32	27	45	56
1978 Rochester	13-10	3.80	27	27	6	1	0	173	168	90	73	93	111
Baltimore	1- 1	3.27	2	2	0	0	0	11	10	5	4	3	11
1979 Baltimore	8- 5	3.51	31	3	1	0	1	118	96	47	46	71	71
1980 Baltimore	7- 7	3.56	33	3	2	0	3	119	103	51	47	60	78
1981 Baltimore	4- 8	2.33	29	3	0	0	4	112	89	33	29	57	57
1982 Baltimore	10- 9	4.14	38	12	1	1	5	139	140	68	64	62	69
Hagerstown—2	0- 0	2.25	2	2	0	0	0	8	8	2	2	1	6
1983 Baltimore	9- 4	3.62	58	1	0	0	7	144.1	138	60	58	67	95
M.L. Totals	39-34	3.47	191	24	4	1	20	643.1	576	264	248	320	381

* Led league
1—Signed by Baltimore organization as an undrafted free agent on 6/15/75.
2—On rehabilitation assignment, July 7-14, 1982.

League Championship Series Record

YEAR CLUB, OPP.	W-L	ERA	G	GS	CG	SHO	SV	IP	H	R	ER	BB	SO
1979 Bal. vs. Cal.	(did not appear)												
1983 Bal. vs. Chi.	0- 0	0.00	2	0	0	0	1	4.1	2	0	0	1	2

World Series Record

YEAR CLUB, OPP.	W-L	ERA	G	GS	CG	SHO	SV	IP	H	R	ER	BB	SO
1979 Bal. vs. Pit.	0- 0	0.00	1	0	0	0	0	2.2	4	0	0	1	0
1983 Bal. vs. Phi.	0- 0	0.00	3	0	0	0	0	5	2	0	0	2	6
W.S. Totals	0- 0	0.00	4	0	0	0	0	7.2	6	0	0	3	6

Low Hitters: **Two-Hitter**—1, June 7, '79 vs. K.C. at Bal.
Longest Relief Stints: 8.1 innings—Sep. 28, '81 at Det.; 8 innings—twice, Sep. 16, '81 vs. Mil. at Bal. and Aug. 13, '82 at Bos. . . . Has worked seven or more relief innings 8 times in career.
Strikeout Highs: 9—Sep. 1[1], '78 vs. Chi. at Bal.; 7—July 24, '82 vs. Oak. at Bal.
Winning Streaks: 7—July 20 thru Sep. 21[2], '83.

Pitches: Fastball, slow curve, slider, and change.

THE 1983 SEASON AND MAJOR LEAGUE CAREER

Used almost exclusively in relief (one start) for the 1st time in his career, Sammy set a club record and finished 2nd among American League relievers with 140.1 innings pitched. Overall, he established career highs for appearances (58), innings pitched (144.1), saves (7), and strikeouts (95). He was outstanding over the final 2½ months, winning an O's season best 7 straight games in one span, and did not allow a run in 5 post-season outings.

Season Summary: Sammy was 2-2 with a 4.30 earned run average (75.1 ip, 77 h, 36 er) in 27 games (1 start) before the all-star break and 7-2 with a 2.87 era (69 ip, 61 h, 22 er) in 31 2nd half contests. Appeared as a pinch-runner on Aug. 12 vs. Chicago.

Was especially effective down the stretch . . . Over his last 27 games beginning July 20, compiled a 7-1 mark with a 2.39 era (17 er/64 ip) . . . After losing to Oakland on July 9, won his next 7 decisions before a setback at Detroit on Sep. 22, his final decision of the year . . . That was a personal career best and an Orioles season high.

Relief: Sammy was 9-3 with a 3.46 era (140.1 ip, 130 h, 54 er) in 57 appearances out of the bullpen . . . Was scored upon in 19 of 1st 24 appearances, then allowed a run in just 15 of his final 33 outings.

Retired 35 of 57 1st batters while allowing 55 inherited runners to score . . . In the Rolaids Relief competition, finished with 29 points (two points for each win and save minus one point for each loss), 2nd on the club to Tippy Martinez (57) . . . Finished 21 games.

Saves For: Saved 2 games for Mike Flanagan and one each for Mike Boddicker, Storm Davis, Dennis Martinez, Scott McGregor, and Allan Ramirez.

Strong Finishes: For the past 4 seasons, Sammy has been a more effective reliever in the 2nd half . . . In that period ('80-'83), is 8-10 with a 3.51 era (74 er/190 ip) and 9 saves in 63 games before the all-star break and 18-7 with a 2.48 era (60 er/218 ip) and 13 saves in 77 contests in the 2nd half.

His career relief totals are a 31-22 record and a 3.14 era (501.1 ip, 431 h, 175 er) in 167 appearances.

Innings Pitched/Long Stints: His 140.1 relief innings in '83 was the 2nd highest total in the league to Boston's Bob Stanley (145.1) and broke the club record of 119, set by Stu Miller in '65.

Worked 3 or more innings 26 times with a season high of 7.1 frames vs. Boston on June 17 . . . Has now pitched 7 or more relief innings 8 times in his career with the longest being an 8.1 inning performance at Detroit on Sep. 28, '81.

Starts: Sammy made only one start in '83, a career low . . . Lost to Toronto and Dave Stieb, 6-0, on May 21 at Exhibition Stadium, allowing 8 hits and 4 runs in 4 innings.

Pitched only once in relief in his last 3 minor league seasons ('76, '77, '78) but in 5 full big league campaigns ('79-'83) has made just 22 starts in 189 appearances ('79-3; '80-3; '81-3; '82-12; '83-1) . . . Did start twice when made major league debut in Sep. '78.

Is 8-12 in 24 career starts with a 4.63 era (142 ip, 145 h, 73 er) and 4 complete games.

Vs. Opponents: He was 2-0 against both Chicago and Texas and has won 3 straight against the White Sox in the last 2 seasons after dropping 4 in a row to that club.

Has career highs for wins (6), decisions (11), games (21), and innings (79) against Detroit . . . Is 3-0 lifetime vs. Boston, California, and Minnesota . . . See page 28 for complete statistics vs. opponents.

Post-Season: Sammy did not allow a run in 9.1 innings and struck out 8 in 5 post-season appearances.

In the ALCS, appeared in games 1 (0.1 ip) and 3, when he blanked the White Sox on 1 hit over the final 4 innings to save an 11-1 win for Mike Flanagan.

Pitched in games 1 (0.2 ip), 3 (2 ip), and 4 (2.1 ip) of the world series.

In his only '79 post-season outing, hurled 2.2 scoreless innings in game 4 of the world series at Pittsburgh.

Pickoffs: In his 5 plus seasons in the majors, Sammy has picked 13 runners off base (one scored as caught stealing), 9 of those coming at 2nd base . . . Less than half the runners attempting to steal against him (30 of 58) have been successful.

PREVIOUS CAREER HIGHLIGHTS

1982: He set a career high with 10 victories despite being disabled from June 22 thru July 15 with knee problems . . . During that time underwent an extensive therapy program designed to cure his aching knees, which were a result of both tiny bone chips and the fact that Sammy's right leg was a half inch shorter than his left.

Also made 2 starts on "rehabilitation assignment" at Hagerstown (class A) in early July.

Was 3-5 with a 5.40 era in career high 12 starts and 7-4 with a 3.09 era in 26 relief appearances . . . Used primarily in relief during the 2nd half.

1981: Sammy had the lowest earned run average in the American League for actual number of innings pitched but lost the era title at season's end in a disputed decision (see " Earned Run Average Dispute" below) . . . Was 4-5 with 4 saves and a 1.58 era in 26 relief outings and 0-3 with a 6.89 era in 3 starts.

Earned Run Average Dispute: Despite allowing 5 runs in 1.2 innings in his last game of the year (Oct. 2 vs. N.Y.), it appeared that Sammy had won the A.L. era title in a close race with Oakland's Steve McCatty.

1984p184-185

SAMMY STEWART (Cont.)

Stewart allowed 29 earned runs in 112.1 innings for a 2.32351 era to edge McCatty, who surrendered 48 runs in 185.2 innings for a 2.32670 era.

However, official playing rule 10.22 called for earned run averages to be figured after rounding off the number of innings pitched to the nearest full inning. When this was done, McCatty had the lower era 2.32258 (rounded up to 186 innings) to Stewart's 2.33036 (rounded down to 112 innings). After a review of the situation, the Official Scoring Rules Committee declared McCatty the winner with Stewart placing 2nd. The rule was changed at the '81 annual baseball meetings to determine era on actual innings pitched, effective with the '82 season.

Had Sammy won the title, he would have been the 1st A.L. era leader with a losing record (4-8) in 58 years.

1980: Was 5-5 with 3 saves and 3.46 era in 30 relief appearances and 1-2 with 3.80 era in 3 starts . . . Finished strong with a 4-0 mark, 3 saves, and a 1.83 era in his last 12 outings (all in relief).

1979: Also pitched mostly in long relief but also started 3 games (once every 6 weeks between Apr. 21 and July 21) and won them all.

1978: Was recalled from Rochester on Sep. 1 with Dave Ford and Tim Stoddard to help the O's thru a stretch of 5 games in 3 days against Chicago . . . Beat the White Sox in 1st start (see below) and lost a start to Detroit 4 weeks later in only other appearance.

Record Breaker: Made his debut the day he reported (Sep. 1) and set a big league record (in the 2nd game of a dh) by striking out 7 straight batters in his 1st game. Sammy went 5.1 innings and struck out a total of 9 and was the winning pitcher.

Minors: Won 7 of his last 9 decisions and led Rochester in wins (13), era (3.80), and strikeouts (111) in '78 . . . Started the '77 season with the Wings after making the jump from class A Miami, but was sent down to Class AA Charlotte in June after 0-5 start.

Pitched a 7 inning no-hitter for Miami against the Winter Haven Red Sox on July 20, '76, winning 1-0 . . . That year led the Florida State League in walks (86) but was tops among the Miami starters in era (2.42) and innings (182).

Signing: Was drafted by the K.C. Royals while in junior college, but did not sign . . . After not being picked in the June '75 draft, attended a major league tryout camp in Asheville where was signed for the O's by Rip Tudor.

Amateur Background: Played baseball and basketball for 2 years at Montreat-Anderson J.C. (Montreat, N.C.) . . . Had the lowest era (0.36) in the nation among J.C. pitchers in '74 . . . Was a shortstop and designated hitter when not pitching, batted .378, and was the "mvp" in the conference that year.

Played in the Shenandoah Valley Summer Baseball League, while in college . . . As a basketball player, averaged 15.4 points in 2 seasons at Montreat-Anderson.

Lettered four years in baseball, basketball, and football at Charles D. Owen High School . . .

Played Little League, Babe Ruth, and American Legion baseball . . . His legion team won the N.C. state championship in'72.

Personal: Owns a home in Baltimore . . . Hobbies: golf, hunting, and fishing.

Sammy and his wife, the former Peggy Jean Logan, were married on Jan. 22, '77, and are the parents of 2 children: Colin Timothy (8/1/79) and Alicia Lynn (6/25/82).

WILLIAM (BILL) DAVID SWAGGERTY

Born: Dec. 5, '56; 6'2"; 186; Bats, R; Throws, R; Position: P.

Birthplace/Residence: Born in Sanford, Florida . . . Grew up and still lives in East Palatka, Florida (southwest of St. Augustine) . . . Spent off-season in Randallstown, Baltimore County

Contract Status: Signed thru '84.

Tenure: 51 days.

Signed Originally with: Baltimore.



YEAR CLUB	W-L	ERA	G	GS	CG	SHO	SV	IP	H	R	ER	BB	SO
1979 Bluefield—1	5- 3	4.76	17	9	3	0	0	68	76	45	36	28	36
1980 Miami	3- 1	2.30	19	0	0	0	0	43	39	16	11	22	25
Charlotte	3- 6	2.47	26	0	0	0	3	51	47	20	14	24	23
1981 Charlotte	8- 5	2.02	35	0	0	0	10	49	35	15	11	19	26
1982 Rochester	6- 5	5.38	29	14	3	1	1	92	111	63	55	59	27
1983 Rochester	9- 6	4.64	25	17	3	0	0	118.1	136	67	61	37	25
Baltimore	1- 1	2.91	7	2	0	0	0	21.2	23	8	7	6	7
M.L. Totals	1- 1	2.91	7	2	0	0	0	21.2	23	8	7	6	7
Pro. Totals	35-27	3.96	158	42	9	1	14	443	467	234	195	195	169

1—Selected by Baltimore organization in June '79 free agent draft (26th round. Baltimore's 25th selection, regular phase) . . . Signed by Jack Sanford on 6/9/79.

Pitches: Fastball, curve, slider, and change.

THE 1983 SEASON

Bill spent 51 days in 2 separate stints with Baltimore but his most memorable appearance came in his major league debut, when he stopped the Western Division leading Chicago White Sox on 2 runs thru the 1st 6 innings and helped the O's snap a 7-game losing streak (see below).

Baltimore: He had no record and a 5.19 era (8.2 ip, 12 h, 5 er) in 2 starts and was 1-1 with a 1.38 era (13 ip, 11 h, 2 er) in 5 relief appearances.

Major League Debut: With the Orioles' starting rotation depleted because of injuries and doubleheaders, Bill's contract was purchased from Rochester on Aug. 13 . . . Made his 1st big league appearance that night at Chicago, starting in place of the injured Storm Davis (stiffness in right forearm) . . . Allowed just 2 runs and 7 hits over the 1st 7 innings and left with the score tied, 2-2 . . . Baltimore scored 3 times in the final 2 innings to win for Sammy Stewart, 5-2, as the Birds ended a season-high 7-game losing streak.

Did not pitch again before returning to Rochester on Aug. 21.

Second Stint: He was recalled again by the O's on Sep. 1 and pitched 6 times in the last month . . . Started at Detroit on Sep. 21², but did not figure in the decision (2.2 ip, 5 h, 3 r-er) . . . Recorded 1st major league win on Sep. 13² at Boston, allowing just one run in 5.1 innings of relief . . . Did not allow an earned run in final 3 appearances (6 ip) and finished all 3 games . . . Pitched 3 hitless innings vs. New York on Sep. 30¹ . . . Surrendered just one homer in his 21.2 innings of work.

Rochester: He sustained a broken right hand during the off-season and missed the 1st month of the regular season . . . Was reactivated on May 6 and was 1-1 in 6 relief appearances for Rochester before joining the regular rotation on May 30 . . . In that 1st start, defeated Richmond, 8-1, with 7-hit complete game shutout.

Won his 1st 3 and 5 of his 1st 6 starts . . . Despite spending time with O's, led the Red Wings in wins (9) and was 2nd in innings pitched (118.1) and complete games (3, tied) . . . Was 8-5 with a 4.55 era (49 er/97 ip) in 17 starts.

PREVIOUS CAREER HIGHLIGHTS

1982: He was used in both relief and as a starter for Rochester, the 1st time he had started since '79 . . . Led the International League pitchers in fielding with a 1.000 percentage (0 e/32 tc) . . . Was on Baltimore's major league roster during spring training.

Pro Career: Was Charlotte's top reliefer in'81 with a team low 2.02 era and 10 saves . . . Missed over 3 weeks in June with tendinitis in his right shoulder.

Pitched that winter for Ray Miller at Caguas in the Puerto Rican League and was 5-1 with 2 saves when he caught his thumb in a car door in mid-December . . . Was sent home for the rest of the winter to allow thumb to heal.

Started the '80 season at Miami and was promoted to Charlotte in June . . . Pitched at Indios in the Columbian League that winter and won the era title at 1.29, hurling a league record 39 consecutive scoreless innings in one span.

Amateur Background: Pitched at Stetson University (DeLand, FL) in '78 and '79 and at St. John's River C.C. (Palatka, FL) in '76 and '77 . . . Played 4 years each of baseball and football at Palatka South High School (graduated '75) . . . Was team captain and "mvp" as senior when Palatka won state baseball title.

Also participated in Little League, Babe Ruth League, American Legion, and Cape Cod League programs.

Personal: Is a member of the followship of Christian Athletes . . . Graduated from Stetson in '79 with a degree in physical education . . . Hobbies: fishing and reading.

Spent the winter in Baltimore and was a member of the Orioles' highly successful basketball team . . . Single.

THOMAS (TOM) GERALD UNDERWOOD

Born: Dec. 22, '53; 5'11"; 177; Bats, R; Throws, L; Position: P.



Birthplace/Residence: Born and grew up in Kokomo, IN . . . Now lives in Tamarac, FL.

Contract Status: Signed one-year contract with options for both '85 and '86 on Feb. 6, '84.

Tenure: Nine years, 36 days.

Signed Originally with: Philadelphia.

YEAR CLUB	W-L	ERA	G	GS	CG	SHO	SV	IP	H	R	ER	BB	SO
1973 Spartanburg—1	13- 6	*2.10	26	26	10	1	0	193	137	66	45	79	*187
1974 Reading	14- 5	2.51	23	23	11	1	0	165	134	65	46	69	157
Toledo	0- 1	4.00	3	1	0	0	0	9	8	4	4	4	11
Philadelphia	1- 0	4.85	7	0	0	0	0	13	15	8	7	5	8
1975 Philadelphia	14-13	4.15	35	35	7	2	0	219	221	110	101	84	123
1976 Philadelphia	10- 5	3.52	33	25	3	0	2	156	154	63	61	63	94
1977 Pha.-St.L.—2	9-11	5.01	33	17	1	0	1	133	148	82	74	75	86
1978 Toronto—3	6-14	4.09	31	30	7	1	0	198	201	105	90	87	139
1979 Toronto	9-16	3.69	33	32	12	1	0	227	213	113	93	95	127
1980 N.Y. (AL)—4	13- 9	3.66	38	27	2	2	2	187	163	85	76	66	116
1981 N.Y. (AL)-Oak.—5	4- 6	3.64	25	11	1	0	1	84	69	38	34	38	75
1982 Oakland	10- 6	3.29	56	10	2	0	7	153	136	66	56	68	79
1983 Oakland—6	9- 7	4.04	51	15	0	0	4	144.2	156	69	65	50	62
A.L. Totals	51-58	3.75	234	125	24	4	14	993.2	938	476	414	404	598
N.L. Totals	34-29	4.20	108	77	11	2	3	521	538	263	243	227	311
M.L. Totals	85-87	3.90	342	202	35	6	17	1514.2	1476	739	657	631	909

* Led league

1—Selected by Philadelphia Phillies' organization in 2nd round of free-agent draft, June 6, '72.

2—Acquired by St. Louis from Philadelphia along with 1st baseman Dane Iorg and outfielder Rick Bosetti in deal for pitcher Steve Waterbury and outfielder Bake McBride, June 15, '77.

3—Acquired by Toronto from St. Louis along with pitcher Victor Cruz in deal for pitcher Pete Vuckovich and a PTBNL Dec. 6, '77. . . . PTBNL was outfielder John Scott (Dec. 16, '77).

4—Acquired by NY Yankees from Toronto along with catcher Rick Cerone and outfielder Ted Wilborn in deal for 1st baseman Chris Chambliss, infielder Damasco Garcia and Pitcher Paul Mirabella, Nov. 1, 1979.

5—Acquired by Oakland from NY Yankees along with 1st baseman Jim Spencer in deal for 1st baseman Dave Revering, outfielder Mike Patterson and pitcher Chuck Dougherty, May 20, '81.

6—Played out option with Oakland and signed (re-entry system) with Baltimore, Feb. 6, '84.

Division Series Record

YEAR CLUB, OPP.	W-L	ERA	G	GS	CG	SHO	SV	IP	H	R	ER	BB	SO
1981 Oak. vs. K.C.	0- 0	0.00	1	0	0	0	0	0.1	0	0	0	0	1

League Championship Series Record

YEAR CLUB, OPP.	W-L	ERA	G	GS	CG	SHO	SV	IP	H	R	ER	BB	SO
1976 Pha. vs. Cin.	0- 0	0.00	1	0	0	0	0	0.1	1	0	0	2	0
1980 N.Y. vs. K.C.	0- 0	0.00	2	0	0	0	0	3.0	3	2	0	0	3
1981 Oak. vs. N.Y.	0- 0	13.50	2	0	0	0	0	1.1	4	2	2	2	0
L.C.S Totals	0- 0	3.86	5	0	0	0	0	4.2	8	4	2	4	3

Low Hitters: **Two-Hitter**—May 2, '79, vs. Oak. (lost 2-1)
Strikeout Highs: 10—Sep. 29, '81 at Tor.; 9—Apr. 8, '82 vs. Cal.
Winning Streaks: 7—June 13 thru Aug. 15, '82; 6—May 4 thru June 17, '80.

Pitches: Fastball, curve, slider and change-up.

Summary: Can start and relieve, both long and short . . . Has started 202 games in majors and relieved in 140 . . . In 2½ years at Oakland, he had 30 starts and 88 relief appearances.

His best lifetime records are against Seattle (7-2) and Minnesota (5-1) . . . He's had least success against Brewers (1-7), White Sox (1-6) and Red Sox (1-4) . . . Has had most decisions vs. O's and Rangers (he's 6-6 against each) . . . Needs 141 days to become 10 year man (Aug. 15).

'83 Season: Started 15 games in 1st 21 appearances thru July 2, then relieved exclusively the rest of the season (30 games) . . . Was 5-5 with 2 saves in 1st half with a 5.32 era (91.1 ip, 114 h, 54 er) . . . Over the 2nd half, he was much more effective. In 29 relief appearances, he was 4-2 with 2 saves and a 1.86 era (53.1 ip, 42 h, 11 er).

Was 5-5 as a starter (5.20 era, 81.1 ip, 47 er), and 4-2 in relief with 4 saves (2.56 era, 63.1 ip, 18 er).

A's ('81-'82): Was A's best pitcher in '82 . . . Fanned 9 Angels in 6.1 relief innings on Apr. 8, '82 . . . Had a career high 7 game win streak that year (June 13 thru Aug. 15), and also established a lifetime best in

strikeouts when he fanned 10 Blue Jays Sep. 29, '81 . . . Was 3-2 for Oakland after coming over from the Yankees May 21, '81 . . . That was 1st year he relieved more than started.

Yankees ('80-'81): Was 11-7 as a starter for New York in '80 and posted a 10-4 record that year at Yankee Stadium . . . Also had a 6 game winning streak . . . Was 1-4 in '81 when traded to Oakland.

Toronto ('78-'79): Was co-winner of Labatt's "pitcher of the year" award along with Jim Clancy in '80 despite a 6-14 record . . . Led Jays & set club mark with 140 strikeouts (record still stands for a Toronto lefty) . . . Blue Jays scored 3 or fewer runs in 10 of his 14 losses.

After losing his last 4 decisions in '78, he dropped his 1st 9 in '79 to run his losing streak to 13 games (Aug. 8, '78 thru June 10, '79) . . . Snapped the skid with a 5-hit shutout against the A's on June 15 . . . Went 9-7 after the streak . . . Pitched a 2-hitter vs. A's May 2, '79, but lost 2-1.

Pha-St.L. ('77): Used exclusively as a reliefer by Phillies in 14 games and was 2-3 with one save . . . Was 6-9 for the Cardinals and started 17 times in 19 appearances . . . While in N.L., Tom had 23-5 lifetime record at Veterans' Stadium and was 5-0 vs. Cardinals . . . Had 28-20 record with Phillies.

Pha. ('74-'76): Came up to majors toward end of 2nd pro season . . . Gave up a grand slam to Joe Morgan in his (Tom's) 1st big league inning . . . Was tabbed as the lefthanded pitcher on Topps' '75 All-Rookie team . . . Set career high for wins in '75 (14).

Minors ('73-'74): Signed for Phillies by Tony Lucadello . . . Was 27-12 in the minors and fanned 355 in 369 innings . . . Led Western Carolinas League in era (2.10) and strikeouts (187).

Personal: His father, John, played briefly in Phillies organization . . . Brother Pat (3 years younger), pitched in Detroit organization for 9 years (thru '83) including all or part of 4 seasons with parent club (was 13-18 with Bengals) . . . Pat is now with the Rangers.

The two brothers started against each other May 31, '79 when Tom was with Toronto and Pat won 1-0 on a home run in the 8th by Jerry Morales . . . Tom went route (6 hits) and Pat 8.1 (3 hits) . . . John Hiller picked up a save for Detroit (at Toronto).

Played football, basketball and baseball for 4 years at Kokomo High School (graduated '72) . . . Hobbies: golf, bowling, hunting and racquetball . . . Single.

DONALD (DON) RAY WELCHEL

Born: Feb. 3, '57; 6'4"; 205; Bats, R; Throws, R; Position: P.



Birthplace/Residence: Born in Atlanta, Texas . . . Grew up and still resides in Dallas, Texas.

Contract Status: Signed thru '84.

Tenure: 87 days.

Signed Originally with: Baltimore.

YEAR CLUB	W-L	ERA	G	GS	CG	SHO	SV	IP	H	R	ER	BB	SO
1978 Bluefield—1	4- 5	2.43	12	11	7	0	0	89	78	30	24	25	57
Miami	2- 0	1.80	2	2	0	0	0	15	13	5	3	5	10
1979 Miami	5- 6	2.94	14	14	7	0	0	95	86	34	31	34	53
Charlotte	5- 4	3.87	13	13	5	0	0	86	95	47	37	39	40
1980 Charlotte	9-12	2.90	28	28	•12	1	0	202	*210	86	65	47	56
1981 Rochester	1- 1	2.25	8	0	0	0	0	12	9	5	3	4	7
Charlotte	13- 7	2.91	22	22	11	0	0	161	161	76	52	63	90
1982 Rochester	12- 7	4.64	30	25	6	2	0	163	180	91	84	82	82
Baltimore	1- 0	8.31	2	0	0	0	0	4.1	6	6	4	2	3
1983 Baltimore	0- 2	5.40	11	0	0	0	0	26.2	33	18	16	10	16
Rochester	4-12	4.64	18	18	3	0	0	110.2	128	65	57	46	61
M.L. Totals	1- 2	5.81	13	0	0	0	0	31	39	24	20	12	19
Pro. Totals	56-56	3.51	160	134	51	3	0	965	999	463	376	357	475

* Led league • Tied for league lead

1—Selected by Baltimore organization in June '78 free agent draft (seventh round Baltimore's tenth selection, secondary phase) . . . Signed on 6/8/78.

Pitches: Fastball, curve, slider, and change.

THE 1983 SEASON

After an outstanding spring training, Don made the Orioles' 25-man roster at the start of the season . . . Pitched in just 11 games before being optioned to Rochester on June 7 and spent the rest of the year there.

Spring Training: Don was 2-1 with a 1.33 era (3 er/20.1 ip) in 10 Grapefruit League appearances (1 start) . . . Did not allow an earned run in his 1st 15.1 innings of work over 8 appearances.

DON WELCHEL (Cont.)

Baltimore: He pitched mostly in long relief for the O's . . . Did not work for the 1st 10 days of the regular season before suffering his 1st major league loss at Chicago on Apr. 14 . . . Was also the loser on Apr. 22 at California . . . His longest stint was a 4.2 inning performance vs. Cleveland on Apr. 20.

Best effort came on May 9 against Seattle, when he allowed just one unearned run and one hit with 4 strikeouts in 4 innings . . . Allowed at least one earned run in 9 of his 11 appearances . . . Surrendered only one home run in 26.2 innings pitched . . . Finished 3 games.

Rochester: Don struggled most of the year with the Red Wings . . . Was 2nd on the club in starts (18), tied for 2nd in complete games (3) and 3rd in innings pitched (110.2) . . . Lost his 1st 4 and 9 of his 1st 11 decisions thru Aug. 3 . . . Won back-to-back starts vs. Pawtucket (Aug. 9) and Richmond (Aug. 14), allowing just 3 earned runs in 15 innings, but then dropped his last 3 outings . . . Was 2-0 with a 0.64 era (1 er/14 ip) in 2 starts against Pawtucket.

PREVIOUS CAREER HIGHLIGHTS

1982: Led Rochester in wins (12), starts (25), complete games (6), and innings pitched (163) . . . Pitched a 7-inning one-hit shutout against Charleston on May 23[2] and a 2-hit 10-inning shutout vs. Pawtucket on Aug. 21 . . . Was 5-0 over final 6 starts.

Was recalled by the Orioles on Sep. 12 and picked up a win in 1st major league appearance, hurling 1.2 scoreless relief innings vs. New York on Sep. 15.

Pro Career: Tied for 3rd in the Southern League in wins (13) and complete games (11) at Charlotte in '81 . . . Went 10-2 over 2 month stretch from June 19 thru Aug. 20 . . . In '80, tied for the Southern League lead in complete games (11) and was 2nd in innings pitched (202) . . . Played winter ball at Indios in the Columbian League in '80 and Magallanes in the Venezuelan League in '81.

Was named the righthanded pitcher on the Appalachian League all-star team in '78 and was 2nd in the circuit in era (2.43) and complete games (7) . . . Was promoted from Bluefield to Miami on Aug. 23 and won 2 big games, including the one that clinched the Southern Division 2nd half pennant for the Orioles.

Signed by Ray Crone . . . Was drafted previously by the Cincinnati Reds in '75 but did not sign.

Amateur Background: Had a 19-13 record in 3 seasons at Sam Houston State College in Huntsville, TX . . . Lettered in baseball and football at Lake Highlands High School in Dallas (graduated '75) . . . Was 12-1 and an all-state pitcher as a senior and played in the '75 Texas high school all-star game in the Astrodome.

Also participated in Little League, Babe Ruth League, American Legion, and semi-pro baseball programs.

Credits Don Nottebart, former major league pitcher for 5 different clubs, with helping him to pursue a baseball career.

Personal: Hobbies: golf, fishing, and art . . . He and his wife, the former Deborah Jean Finch, were married on Jan. 6, '79, and are the parents of a son, Kyle David (10/7/80).

MICHAEL (MIKE) DARREN YOUNG

Born: Mar. 20, '60; 6'2"; 194; Bats, L-R; Throws, R; Position: OF.

Birthplace/Residence: Born in Oakland, Ca. . . . Now lives in Hayward Ca.

Contract Status: Signed thru '84.

Tenure: 82 days.

Signed Originally with: Baltimore.



YEAR CLUB	AVG.	G	AB	R	H	2B	3B	HR	RBI	BB	SO	SB	CS	HP
1980 Miami—1	.267	115	393	72	105	13	8	5	52	73	91	18	6	2
1981 Miami	.345	63	235	32	81	19	6	3	34	35	48	17	4	2
Charlotte	.320	75	275	58	88	16	3	12	45	45	67	23	5	1
Rochester	.333	1	3	0	1	0	0	0	0	0	1	0	0	0
1982 Rochester	.265	137	502	86	133	22	11	16	62	82*	140	11	7	6
Baltimore	.000	6	2	2	0	0	0	0	0	0	1	0	0	0
1983 Rochester	.284	102	373	62	106	14	8	14	66	56	93	18	5	1
Baltimore	.167	24	36	5	6	2	1	0	2	2	8	1	0	1
M.L. Totals	.158	30	38	7	6	2	1	0	2	2	9	1	0	1
Pro. Totals	.286	523	1819	317	520	86	37	50	261	293	449	88	27	13

GWRBI: '80-4. '81-Mia. 6. Char. 6; '82-Roch. 5. Bal. 0; '83-Roch. 7. Bal. 1.
* Led league
1—Selected by Baltimore organization in January '80 free agent draft (1st round, secondary phase) . . . Signed by Caesar Sinibaldi on 1/14/80.

THE 1983 SEASON

Mike was with the Orioles for a total of 59 days, spending time with the big club in June and July, when Dan Ford was injured, and again in September.

Baltimore: He was recalled on June 24 when Ford went on the disabled list with a strained knee and batted .214 (6-for-28) in 15 games over the next 4 weeks . . . Started 5 games in right and 2 in left . . . Singled off George Frazier on June 30 at New York for 1st major league hit . . . Was 2-for-3 vs. Oakland on July 13 and had game-winning 2-run triple on July 15 against California . . . Returned to Rochester on July 20 when Ford was reactivated.

Rejoined the O's on Sep. 1 and was 0-for-8 in 10 games the rest of the way . . . Fielded .929 (2 e/25 tc) with both of the errors coming in the same game, Sep. 29 vs. Detroit . . . Was 0-for-5 as a pinch-hitter and 0-for-3 in a dh role.

Rochester: Despite his stint with Baltimore, Mike led the Red Wings in rbi (66), tied for the club lead in stolen bases (18), and was 2nd in triples (8) and homers (14) . . . Batted .262 (64-for-244) with 8 homers and 46 rbi in 65 games before his 1st recall and .326 (42-for-129) with 6 homers and 20 rbi in 37 games during his 2nd stint with Rochester.

Hit .490 (25-for-51) in 14 game span, Aug. 7 thru 22 . . . Also batted safely in 14 straight games from May 24 thru June 4 at .309 (17-for-55) clip . . . Had a pair of 2-homer games, May 17 vs. Syracuse and Aug. 15[2] against Pawtucket . . . Was 4-for-4 vs. Pawtucket on Aug. 14.

Batted .348 (55-for-158) at Rochester but just .237 (51-for-215) on the road . . . Fielded .971 (6 e/208 tc).

Winter Ball: He played for Ray Miller's Santurce club in the Puerto Rican League this winter and hit .322 (57-for-177) with 12 homers and 36 rbi in 50 games . . . Hit a pair of homers in semi-final playoff series, which Santurce lost to Ponce, 4 games to 3.

PREVIOUS CAREER HIGHLIGHTS

1982: Tied for 2nd in the International League with 137 games played, was 3rd in triples (11), and 4th in walks (82) . . . Hit a career high 16 homers . . . Topped the I.L. with 140 strikeouts.

Joined the Orioles on Sep. 11 and made major league debut as pinch-runner on Sep. 14[1] vs. New York.

Pro Career: In '81 hit a composite .331 (170-for-513) with 15 homers, 79 rbi, and 40 stolen bases in 139 games with 3 clubs . . . Was leading the Florida State League in batting at .345 when promoted from Miami to Charlotte on June 17 . . . Was selected to F.I.L. all-star outfield at end of season despite spending only 2 months in the league.

In '80, had the highest average among the regulars at Miami at .267 and led the Florida State League with 17 assists . . . Became a switch-hitter in the Florida Instructional League that fall and was selected as the club's "hardest workers."

Amateur Background: Played 1 season at St. Mary's College (Moraga, CA) . . . Transferred to Chabot Junior College in Haywood, CA in Sep. '79 and played fall baseball there.

Lettered in baseball and basketball at Hayward High School (graduated '78) . . . Was all-league in baseball 3 seasons and team captain senior year . . . Was drafted by the Cleveland Indians out of high school but did not sign.

Also participated in Little League, Babe Ruth League, American Legion and Connie Mack baseball programs.

Personal: Hobbies: music, fishing, and racquetball . . . Single.

TRAINERS

RALPH SALVON is in his 17th year as Orioles' head trainer, 2nd in seniority among A.L. trainers behind Milwaukee's Freddy Frederico. A baseball trainer since graduating from Gus Mauch's Trainers' School in '52, Ralph joined Baltimore in '66 as an assistant to Eddie Weidner. When Eddie retired in '68 after 52 years with the ballclub, Ralph replaced him. The Fitchburg, MA native previously trained in the Orioles, St. Louis Browns, Kansas City A's, and Houston Astros farm systems.

RICHIE BANCELLS joins the Orioles this year as assistant trainer. He had served as trainer and traveling secretary at the O's AAA Rochester affiliate for the past 4 seasons. A Key West, FL native and a graduate of Biscayne College, Richie joined the Baltimore organization in '77, serving as assistant trainer for Miami (Florida State League) in '77 and head trainer at Bluefield (Appalachian League) in '78-'79.

Air Conditioning
Designed for Tomorrow



by
Carrier

HEATING
HEAT PUMPS
HUMIDIFIERS
The First Name In
Air Conditioning & Heating

SALES • INSTALLATION • SERVICE
Residential • Commercial
PACKAGE UNITS.....WINDOW UNITS
ENGINEERING & SURVEY SERVICE
EST. 1941 - OVER 30 YEARS OF QUALITY SERVICE

WOODROW H. KRATZ
947-7100

Carrier

AIR CONDITIONING & HEATING
HEAT PUMP SPECIALISTS
HUMIDIFIERS
ELECTRONIC AIR CLEANERS
WINDOW UNITS

APPLIANCE SALES • REPAIRS
OVER 30 YEARS EXPERIENCE
ALL MAKES

REED'S REFRIGERATION SERVICE INC.
3401 SINCLAIR LANE

327-5400
PARTS DEPT.....327-3720
SALES DEPT.....327-8900

ORIOLES 1984 SCHEDULE

APRIL

SUN	MON	TUES	WED	THURS	FRI	SAT
1	2 2:05 CHI	3	4 3:05 CTV CHI	5 2:30 NAVY	6 8:35 CTV MIN	7 1:50 MIN
8 2:15 TV MIN	9	10 7:35 KC	11 3B 7:35 CTV KC	12 7:30 CHAR	13	14 2:05 TV CLE
15 1:35 TV CLE	16 12:05 TV CLE	17 1:35 CTV TOR	18 1:35 TV TOR	19 1:35 TV TOR	20 8:05 CTV MIN	21 2:05 MIN
22 2:05 MIN	23 8:30 CTV CHI	24 8:30 TV CHI	25 8:35 TV KC	26 8:35 TV KC	27 8:05 CTV TEX	28 7:35 CTV TEX
29 2:05 CTV TEX	30 3B 7:35 CLE					

MAY

SUN	MON	TUES	WED	THURS	FRI	SAT
		1 7:35 CTV CLE	2 2:05 CLE	3	4 8:35 TV TEX	5 8:35 TV TEX
6 3:05 TV TEX	7 3B 7:35 CTV TOR	8 7:35 CTV TOR	9 7:35 CTV TOR	10	11 8:05 CTV OAK	12 7:35 CTV OAK
13 2:05 CTV OAK	14 3B 7:35 CTV CAL	15 7:35 TV CAL	16 CAL	17 7:30 ROCH	18 8:05 CTV SEA	19 7:35 SEA
20 2:05 SEA	21	22 10:30 CTV OAK	23 3:15 CTV OAK	24 3:15 CTV OAK	25 10:30 TV CAL	26 4:05 CAL
27 4:00 TV CAL	28 10:35 CTV SEA	29 10:35 CTV SEA	30 3:35 CTV SEA	31		

JUNE

SUN	MON	TUES	WED	THURS	FRI	SAT
					1 7:35 TV DET	2 2:20 DET
3 1:30 CTV DET	4 7:35 MIL	5 7:35 CTV MIL	6 7:35 CTV MIL	7	8 8:05 CTV DET	9 3:20 DET
10 DH2:05 CTV DET	11 8:35 CTV MIL	12 8:35 TV MIL	13 8:35 TV MIL	14 2:35 TV MIL	15 8:00 TV NY	16 4:05 NY
17 2:00 TV NY	18	19 7:35 CTV BOS	20 7:35 TV BOS	21 7:35 CTV NY	22 8:05 NY	23 7:35 CTV NY
24 2:05 CTV NY	25 7:35 BOS	26 7:35 CTV BOS	27 7:35 CTV BOS	28 8:30 TV CHI	29 8:30 TV CHI	30 8:30 TV CHI

JULY

SUN	MON	TUES	WED	THURS	FRI	SAT
1 2:30 CTV CHI	2 8:35 MIN	3 8:35 TV MIN	4 1:15 TV MIN	5 3B 7:35 CTV KC	6 8:05 CTV KC	7 7:35 CTV KC
8 2:05 CTV KC	9	10 ALL-STAR GAME S.F.	11	12 3B 7:35 TV CHI	13 8:05 CHI	14 1:50 CHI
15 2:05 CTV CHI	16 3B 7:35 MIN	17 7:35 CTV MIN	18 7:35 CTV MIN	19 8:35 TV KC	20 8:35 CTV KC	21 1:20 KC
22 2:35 TV KC	23 8:35 CTV TEX	24 8:35 TV TEX	25 TEX	26	27 8:05 CTV CLE	28 7:35 CTV CLE
29 2:05 CTV CLE	30 3B 7:35 CTV TEX	31 7:35 CTV TEX				

AUGUST

SUN	MON	TUES	WED	THURS	FRI	SAT
			1 7:35 CTV TEX	2	3 8:05 CTV TOR	4 7:35 CTV TOR
5 2:05 CTV TOR	6 7:05 TV CLE	7 7:05 TV CLE	8 7:05 TV CLE	9 7:05 TV CLE	10 7:35 TV TOR	11 2:20 TOR
12 1:35 TV TOR	13 7:35 TV TOR	14 7:35 CTV OAK	15 OAK	16 3B 7:35 CTV OAK	17 8:05 CTV CAL	18 2:20 CAL
19 5:05 CTV CAL	20 3B 7:35 SEA	21 7:35 CTV SEA	22 7:35 CTV SEA	23	24 10:35 CTV OAK	25 4:05 TV OAK
26 4:05 TV OAK	27 10:30 TV CAL	28 10:30 CTV CAL	29 4:00 CTV CAL	30	31 10:35 TV SEA	

SEPTEMBER

SUN	MON	TUES	WED	THURS	FRI	SAT
						1 10:05 TV SEA
2 4:35 CTV SEA	3 7:35 TV DET	4 7:35 TV DET	5 7:35 TV DET	6	7 8:05 MIL	8 7:35 CTV MIL
9 2:05 CTV MIL	10 3B 7:35 DET	11 7:35 CTV DET	12 7:35 CTV DET	13	14 8:35 TV MIL	15 2:20 MIL
16 2:35 CTV MIL	17 8:00 TV NY	18 8:00 TV NY	19 8:00 CTV NY	20 3B 7:35 CTV BOS	21 8:05 CTV BOS	22 TBA BOS
23 2:05 BOS	24 7:35 CTV NY	25 7:35 CTV NY	26 7:35 CTV NY	27 7:35 CTV BOS	28 7:35 CTV BOS	29 2:15 BOS
30 2:05 CTV BOS						

ALL STARTING TIMES ARE EASTERN TIMES AND ARE SUBJECT TO CHANGE
DH—Doubleheader Home Away TBA—Starting time to be announced
3B—Three Buck Night—Any upper reserved, adult general admission or adult bleacher seat available for $3.00 on selected dates.
TV—Game to be televised by WMAR-TV and Orioles' television network.
CTV—Game to be televised by HOME TEAM SPORTS, regional pay cable sports network . . . HTS will carry both games of Sunday, June 10 doubleheader with Detroit.

BIRDS' FIRST GAME IN BALTIMORE IN '54

The modern American League Orioles made their Baltimore debut in Memorial Stadium on April 15, 1954 before a crowd of 46,354 including Vice President Richard M. Nixon who threw out the first ball. Behind the seven hit pitching of Bob Turley who fanned nine, the Orioles of Jimmy Dykes defeated Paul Richards' White Sox, 3-1, in Baltimore's first American league game in 52 years. Chico Carrasquel, the Chicago shortstop, was the first to bat in the new stadium and singled off Turley.

Clint Courtney won the distinction of hitting the first home run in the brand new stadium (built on the site of the previous municipally owned ballpark used by the International League O's). It was a bases empty blast off Virgil Trucks who also yielded a solo homer to Vern Stephens in the fourth and was the losing pitcher.

The Birds' starting lineup in that game was: Bobby Young, 2b; Eddie Waitkus, 1b; Gil Coan, cf; Vic Wertz, rf; Sam Mele, lf; Stephens, 3b; Billy Hunter, ss; Courtney, c and Turley, p.

Many have forgotten that the O's opened that first season on the road, at Detroit, where Don Larsen lost to Steve Gromek, 3-0, on April 13 (the Birds' first game ever) . . . The next day at Tiger Stadium (Apr. 14) Duane Pillette gave the O's their first victory, a 3-2 decision over Ray Herbert.



The Miller Brewing Company, Milwaukee, Wisconsin