

BALTIMORE ORIOLES, INC.

Memorial Stadium • Balto., MD. 21218 • Tel. (301) 243-9800 • TWX (710) 234-1616
Ticket Office (301) 338-1300 • Washington Sales Office (202) 347-2525

DETAILED INDEX

ALCS Line Scores, O's	75-76	Home Runs		Stats, '85	31
All Star Selections	73-74	All Time M.L. Leaders	106	Vs. Opponents	65-69
Announcers, Radio/TV	85-91	Grand Slams	14-16	P.R. Directory	2
Attendance	6-7	Long HR's, Mem'l Stad.	105	Records Section	11-19
Awards, O's Winners	23-24	Opponents Ldrs. vs. O's	126	Retired Numbers	201
Baseball Writers/Media	91	Records, O's	14-16	Roster	
Batting		Stadium, O's in Each	57	All-Time O's	20-22
Career Leaders, O's	9	Top 10 All-Time	106	'85 O's	222
Opponents vs. O's	61-64	Hotels		Rules of Interest	221
Position, O's Leaders By	10	O's '86	IF Cover	St. Louis Browns	199
Records, O's	11-16	Visting Clubs '86	220	Scouting Staff, O's	79
Stats, O's '85	31	Japan, '71 & '84	146	Spring Training Data	224, 220
.300 Hitters, O's	10	Magic Number	31	Standings:	
vs. Opponents	58-61	Memorial Stadium		Major League '85	25
Coaches Blogs	96-108	Diagram & Data	5	O's, '54-'85	25
Consecutive Game Streaks	81	History	74	Summary, '85 Season	32-40
Day-by-Day '85	27-29	Minimum Salary	180	Television-Radio Data	85-91
"Designated Hitters"	84	Minor League System	80-82	Ticket Information	5
Diamond Vision	90	Month, Best Efforts O's	10, 78	Trade, O's Biggest	149
Drafts, O's		Most Valuable Orioles	23	Trainers	72
Major League, '54-'85	82	No-Hitters, O's	18	Triple Plays, O's	24
Re-Entry, '76-'84	183	Opponents:		Twenty-Game Winners	17
Drug Program,		Biggest Lifetime Winners/		Two Wins/One Day	30
O's Voluntary	57	Losers vs. O's	70	Weaver, Earl	92
Farm System	80-82	Batting-'85 & Lifetime	62-64	Williams, Edward Bennett	3
Fielding		Pitching-'85 & Lifetime	69-72	Winners, O's Biggest	
O's '85 Stats	18	Highlights vs. O's	40-57	Last 30 Years	7
O's Records	30	Orioles Advocates	84	Won-Lost Records, O's	
First Game, O's '54	151	Peters, Hank Blog	4	All-Time vs. Each Opp.	25
Gold Gloves, O's	24	Pitching, O's		World Series:	
Hall of Fame		Career Leaders	9	Line Scores, O's	76-78
O's in Cooperstown	83	Records	17-18	Shares	8
Orioles Own	83			Year-by-Year Leaders	8

ORIOLES '86 PROMOTION SCHEDULE

DATE	OPP. GIVEAWAY	ELIGIBLE
Mon. Apr. 7	Cle. Baltimore Sun Opening Day Kit	Everyone
Sat. Apr. 19	Tex. Chase Bank of Maryland Calendar	Everyone
Sun. Apr. 20	Weekend	
Sun. Apr. 27	Tor. Coca-Cola Youth Backpack Day	Kids 14 & Under
Fri. May 9	K.C. National Premium, Picnic Cooler	Adults 21 & Older
Sat. May 10	K.C. Burger King Baseball Glove Day	Kids 14 & Under
Sun. May 11	K.C. Kay Jewelers Cosmetic Case Day	Females 18 & Older
Fri. May 16	Oak. Esskay Seat Cushion Night	Adults 15 & Older
Sun. May 18	Oak. Baby Ruth/Butterfinger Cap Day	Everyone
Sat. Jun. 14	N.Y. Orioles Hall of Fame Inductions	Everyone
Thu. Jun. 19	Det. MAMMA Youth Jacket Night	Kids 14 & Under
Fri. Jun. 27	Bos. Miller Lite Flop Hat Night	Adults 21 & Older
Sat. Jun. 28	Bos. Hersheypark Bird Birthday Party	Kids 14 & Under
Sun. Jun. 29	Bos. Kool-Aid Youth Jersey Day	Kids 14 & Under
Fri. Jul. 18	Min. WMAR-TV Umbrella Night	Adults 15 & Older
Sun. Jul. 20	Min. Toyota Travel Bag Day	Adults 15 & Older
Fri. Jul. 25	Chi. Budweiser Tankard Night	Adults 21 & Older
Sun. Jul. 27	Chi. Home Team Sports Visor Day	Adults 15 & Older
Fri. Aug. 8	Cle. Chase Bank of Maryland Sport Bag Day	Adults 15 & Older
Sat. Aug. 9	Cle. San Diego Chicken (entertainment)	Everyone
Sun. Aug. 10	Cle. Equitable Life Orioles Oldtimers Game	Everyone
Sun. Aug. 24	Cal. Kool-Aid Youth Team Shorts Day	Kids 14 & Under
Sat. Sep. 6	Sea. WFBK-Radio/Miller Lite Fireworks	Everyone
Sun. Sep. 7	Sea. Back To School Carrying Case	Kids 14 & Under
Sat. Oct. 4	Det. Fan Appreciation Day	Everyone

Note: Additional Promotions will be announced, and schedule is subject to change.

ORIOLES '86 HOTEL HEADQUARTERS

CITY	HOTEL	AREA	PHONE
BOSTON	Sheraton Boston	(617)	236-2000
CALIFORNIA	Anaheim Hyatt	(714)	772-5900
CHICAGO	Westin Chicago	(312)	943-7200
CLEVELAND	Bond Court	(216)	771-7600
DETROIT	Westin Detroit	(313)	568-8000
KANSAS CITY	Adams Mark	(816)	737-0200
MILWAUKEE	Pfister Hotel & Tower	(414)	273-8222
MINNESOTA	Amfac Hotel	(612)	349-4000
NEW YORK	Grand Hyatt	(212)	883-1234
OAKLAND	Oakland Hyatt	(415)	562-6100
SEATTLE	Westin Hotel	(206)	624-7400
TEXAS	Sheraton CentrePark	(817)	261-8200
TORONTO	Westin Toronto	(416)	869-3456

Visiting Team's Hotel Headquarters in Baltimore: See page 220.

Produced by: Bob Brown, Rick Vaughn, Dr. Charles Steinberg, and Helen Conklin
Typesetting: Graphics by Parkins Cover: Jeffrey Oh Printed by: French/Bray, Inc.

WASHINGTON STORE & TICKET OFFICE

914 17th Street, N.W.; (Near Farragut Square Metro Stop); Washington, D.C. 20006
202-347-2525; Hours: Mon. thru Fri. 9 a.m.-6 p.m.; Sat. 10 a.m.-2 p.m.

BALTIMORE ORIOLES ORGANIZATION OFFICERS

EDWARD BENNETT WILLIAMS Chairman of the Board/President
HENRY J. PETERS Executive Vice President/General Manager
LAWRENCE LUCCHINO Vice-President/Secretary/General Counsel
JACK DUNN, III Vice-President, Stadium Operations
JOSEPH P. HAMPER, JR. Vice-President, Finance
ROBERT J. FLANAGAN Treasurer

BOARD OF DIRECTORS

EDWARD BENNETT WILLIAMS, JOSEPH P. DIMAGGIO, JACK DUNN, III, JAY EMMETT, ROBERT J. FLANAGAN, GERARD T. GABRYS, CHARLES H. HOFFBERGER, JEROLD C. HOFFBERGER, ZANVYL KRIEGER, LAWRENCE LUCCHINO, HENRY J. PETERS, PETER P. WEIDENBRUCH, JR.

FRONT OFFICE

ROBERT R. AYLWARD Director, Business Affairs
ROBERT W. BROWN Director, Public Relations
JOSEPH B. CODD Assistant Ticket Office Manager
MARTY CONWAY Promotions Manager
LISA DIDIO Assistant Promotions Manager
VINCE DUNBAR "Designated Hitter" Manager
TIMOTHY A. GERAGHTY Ticket Office Manager
THOMAS A. GIORDANO Executive Director, Minor Leagues & Scouting
PHILIP E. ITZOE Traveling Secretary
JAMES L. KLINE Ticket Computer Manager
ALAN LOCEY Sales Manager
JOHN J. MCCALL Administrator, Business Affairs,
Minor Leagues & Scouting
R. DOUGLAS MELVIN Special Assistant to President
and Executive Vice President
LOUIS I. MICHAELSON Executive Director of Sales
RALPH A. MORCROFT Director, Florida Operations
KEN NIGRO Director, Broadcast Relations
DANIEL J. O'DOWD Director, Corporate Sales
JAMES J. RUSSO Special Assistant to the General Manager
ROY SOMMERHOF "Designated Hitter" Manager
CHARLES STEINBERG, DDS Game Communications Coordinator
FRED UHLMAN Director, Scouting
RICHARD L. VAUGHN Director, Media Information
JULIE A. WAGNER Community Relations Manager

LON BABBY Club Counsel
SHELDON GOLDGEIER, MD Club Physician
CHARLES SILBERSTEIN, MD Club Physician

BEN FEINGOLD President, Stadia Operations, Inc. (Scorebook)
JOE COSTA Manager, ARA (Concessionaire)

ADMINISTRATIVE ASSISTANTS: Maeve Berkeridge (to Messrs. Peters & Itzoe) ... Ann Lange (to Mr. Aylward) ... Julie Perkowski (to Messrs. Dunn, Michaelson, & Nigro)

Promotions: Mickey Tolson ... **Public Relations:** Helen Conklin (to Mr. Brown); Patty Haddaway ... **Baseball Department:** Barbara Brown (to Mr. Giordano), Karen Manner ... **Sales:** Fran Miglionco (to Mr. Locey), Lucy Kelly ... **Accounting:** Kaye Laker, Marge Leon, Pam Nowicki, Myra Vazquez, Wanda Watland ... **General Duties:** Edward Ridgely, Calvin Rogers, Bernie Roskott ... **Switchboard:** Edna Weihe (chief operator), Greta Smith, Judy Valentini.

Sales Staff: Mike Lewns, Jodi Pozanek, Martin Smith.
Washington Sales Staff: Julie Dryer (Store Manager), Brian Ballentine, Bill Pemstein, Nancy Costello.

Ticket Office Staff: Denise Addicks, Audrey Brown, Stephanie Crockett, Daisy Garland, Denise Guillot, Lisa Hitzelberger, Grace McCarter, Helen McGuire, Ruth Naylor, Lorraine Sapp, Carla Thompson, Ileen Wagner, Joan Walsh, Kim Yancheski, Marcy Zerhusen, Tricia Zerhusen.

Orioles Productions Staff: Eli Eisenberg, Tim Hall, Jim Trone.


GAME PERSONNEL: **Basebells:** Stephanie Parrillo (captain), Patricia Duff, Renee Jakubiak, Amanda Harrell, Karen Omohundro; **Electrician:** Al Scrimger ... **Public Address Announcers:** Rex Barney, Chris Ely ... **Press Box Staff:** Vernon Joiner (Supervisor), David Shauck, Fred Trautman ... **Guards & Ticket Takers Supervisor:** Charlie Jasper ... **Ticket Sellers Supervisor:** Leo Harnen ... **Usher Supervisor:** Stanley Ferguson ... **Fan Relations Representative:** Al Smith ... **Closed Circuit:** Robert W. McMahon, James P. Nason ... **Scoreboard Operations & Statisticians:** Scott Brown, Jake Frego, Lee MacPhail IV ... **Field Security (pre-game):** Charles McGowan ... **Press Box Security:** George Desch, Dick Ellwood.

ORIOLES MANAGERS WON-LOST RECORDS

Joe Altobelli (212-167, .559)	Billy Hitchcock (163-161, .503)
Hank Bauer (407-318, .561)	Paul Richards (517-539, .490)
Jimmie Dykes (54-100, .351)	Cal Ripken, Sr. (1-0, 1.000)
Luman Harris (17-10, .630)	Earl Weaver (1407-971, .592)

BASEBALL PUBLIC RELATIONS DIRECTORY

		Office	Private	Home
Commissioner's Office	Chuck Adams	212-371-7800		201-935-7471
	Rick Cerrone			914-739-7865
	Rich Levin			212-675-0572
American League	Bob Fishel	212-371-7600	371-6571	355-2433
	Phyllis Merhige			429-6229
Baltimore	Bob Brown	301-243-9800	235-9710	337-2050
	Rick Vaughn			703-620-4365
Boston	Dick Bresciani	617-267-9440	267-2890	237-7618
	Josh Spofford			526-4103
California	Tim Mead	714-937-6700	937-7217	861-0473
	John Sevano			960-2061
Chicago	Paul Jensen	312-924-1000	624-6460	983-1061
	Tim Clodjeaux		924-1412	935-8954
Cleveland	Bob DiBiasio	216-861-1200	861-4454	248-9062
	Susie Gharrrity			676-8269
Detroit	Dan Ewald	313-962-4000	962-4338	879-0424
	Bob Miller			553-0677
Kansas City	Dean Vogelaar	816-921-2200	921-8154	229-6446
	Jeff Coy			541-1136
Milwaukee	Tom Skibosh	414-933-4114	933-6975	786-2311
	Mario Ziino			764-9681
Minnesota	Tom Mee	612-375-1366	375-7470	447-2065
	Remzi Kiratli		375-7489	941-1778
New York	Harvey Greene	212-293-4300	579-4460	
	Lou D'Ermilio		579-4461	718-727-2267
Oakland	Ray Fosse	415-638-4900	430-8020	820-6207
	Kathy Jacobson			833-0655
Seattle	Bob Porter	206-628-3555	343-4608	821-9275
	Craig Detwiler		343-4623	392-7727
Texas	John Blake	817-273-5222	273-5208	214-570-0739
	Jim Small			860-6723
Toronto	Howard Starkman	416-595-0077	595-0282	820-7265
	Gary Oswald			699-2689
Sports Information Center	John Mulcahy	617-328-4674		545-1468
	Joe Costanza			245-3055
	Sandy Dreyer			328-8610
National League	Blake Cullen	212-371-7300	371-8661	757-2096
	Katy Feeney			489-5462
Atlanta	Wayne Minshew	404-522-7630	522-2724	352-4586
	Robin Monsky			952-7271
Chicago	Ned Colletti	312-281-5050	281-9352	350-1462
	Sharon Pannoizzo			348-7881
Cincinnati	Jim Ferguson	513-421-4510	421-2990	232-7590
	Jon Braude			385-4196
Houston	Rob Matwick	713-799-9600	799-9596	668-6986
	Chuck Pool		799-9597	669-9809
Los Angeles	Steve Brener	213-224-1301	224-1331	818-368-9161
	Toby Zwickel			818-998-0622
Montreal	Richard Griffin	514-253-3434	253-3263	695-4186
	Monique Giroux			384-9924
New York	Jay Horwitz	718-565-4300	565-4330	201-546-5089
	Dennis D'Agostino		565-4323	914-631-7462
Philadelphia	Larry Shenk	215-463-6000	755-9321	302-478-5154
	Vince Nauss			522-9858
Pittsburgh	Greg Johnson	412-323-5000	323-5018	276-0309
	Sally O'Leary		323-5030	734-9121
St. Louis	Jim Toomey	314-421-3060	421-6450	966-3775
	Kip Ingle			576-6496
San Diego	Bill Beck	619-283-7294	584-7210	672-1330
	Mike Swanson			488-3329
San Francisco	Duffy Jennings	415-468-3700	468-2390	593-0332
	David Aust			364-4770
Elias Sports Bureau	Seymour Siwoff	212-869-1530		
	Steve Hirt			



Edward Bennett Williams
Chairman of the Board
and President



Henry J. Peters
Executive Vice-President
General Manager

EDWARD BENNETT WILLIAMS

Edward Bennett Williams, world-renowned Washington attorney, officially purchased the Orioles on November 1, '79. At that time, the Orioles had won more games than any other club over more than a generation. In the six seasons that have elapsed in the Williams' administration, the Orioles have maintained that tradition, having again won more games than any other club in baseball.

Despite this distinction, it is a fact that the ballclub has not played up to its normal standard the past two seasons after winning the world championship in '83.

And what has the club done, under the leadership of Mr. Williams and his Executive Vice-President **Hank Peters**, to correct the deficiencies of these past two years? Plenty!

They have made many changes aimed at eliminating weaknesses and have, in the process, put together one of the most formidable offensive units in baseball today as well as in Orioles history. Last year the pitching surprisingly turned sub-par for no apparent reason. Confident that the quality of the staff effort will return to expectations in '86, Messrs. Williams and **Peters** are optimistic that Orioles fans are in for another banner season.

The 65-year old Hartford, Connecticut native is no stranger to winning. He's done it for some 40 years in the courtroom and during 20 years as president of the Washington Redskins.

Mr. Williams, the founder and senior partner of the Washington law firm, **Williams & Connolly**, was a 1941 summa cum laude graduate of **Holy Cross College**. He served in the U.S. Air Force during World War II. Then, upon returning to civilian status, attended **Georgetown University Law School** where he graduated in '45 and was admitted to the D.C. Bar. He has been a Washington-area resident ever since.

The father of seven children (**Joe, Ellen, Bennett, Ned, Dana, Tony, and Kimberly**), he lives with his wife, the former **Agnes Anne Neill** (also a **Georgetown University Law School** graduate), and family in Potomac, MD.

Mr. Williams taught Criminal Law and Evidence at **Georgetown Law School** from 1946 to 1958; was guest professor of American Criminal Law at the **University of Frankfurt** in West Germany in '54; and, in '71, as visiting lecturer at **Yale University Law School** where he taught Constitutional Litigation. He holds honorary degrees from 12 universities.

He was chairman of the **American Bar Association Special Committee on Crime Prevention and Control** from 1970 to 1972. In 1966, the **D.C. Bar Association** presented him with its "**Lawyer of the Year**" award . . . He is a Fellow of the **American College of Trial Lawyers** and was a member of its board of regents from 1968 to 1972.

By appointment of the **Chief Justice of the United States** in March 1965, Mr. Williams served on the **U.S. Judicial Conference Advisory Committee** on Federal Rules of Evidence until 1974 and, from 1971 to 1974, on the **Chief Justice's Committee** on Court Facilities and Design.

From 1971 to 1978, he served as chairman of the **Judicial Nomination Commission for the Sixth Judicial Circuit of Maryland**.

By appointment of **President Gerald Ford**, Mr. Williams served

on the President's Foreign Intelligence Advisory Board in 1976 and 1977. In 1977, **President Jimmy Carter** appointed him a consultant to the **National Security Agency (NSA)**. . . . In November 1980, **President-elect Ronald Reagan** appointed Mr. Williams, as one of three prominent Democrats, to serve on the the **Foreign Policy Advisory Board** to assist in the presidential transition. From '82 to '85, he again served on the **President's Foreign Intelligence Advisory Board**, and is presently General Counsel to the Board.

Mr. Williams was treasurer of the **Democratic National Committee** from 1974 to 1977; has served as general counsel of **Georgetown University** since 1949; is chairman of the board of trustees of **Holy Cross College**; is general counsel of the **Motion Picture Association of America**.

HANK PETERS

Henry J. (Hank) Peters has been the Orioles' executive vice president and general manager for the last 10 seasons, since he signed a 5-year contract in November, 1975. At that time, he replaced **J. Frank Cashen** who had resigned to join the Carling National Brewery.

As an indication of his success with the Orioles, Hank's contract was extended for another 5 years (thru '84) after the '79 season, and was extended again 2 years ago for another 5 years (thru '89).

A veteran of 39 years in professional baseball, Hank has twice earned major league "executive of the year" honors ('79, '83) from **THE SPORTING NEWS**, and won UPI's major league executive award in '79 as well.

The 61-year old (Sep. 16, '24) St. Louis native has shown an amazing ability to adjust to the abrupt and rapid changes that have affected player-management relations during the past several years. It has been an invaluable asset.

Hank came to Baltimore after 4 years as president of the National Association of Professional Baseball Leagues (the governing body of minor league baseball). Before accepting that position in Dec, '71, he had spent 5 years with the Cleveland Indians as vice-president for player personnel.

Prior to that, he had worked with the Kansas City A's for a decade. During his tenure in Kansas City, he had the distinction of being the last general manager appointed by club-owner **Charles O. Finley** (who later became his own gm). He has also worked with the St. Louis Browns and Cincinnati Reds.

He first broke into baseball in '46 after serving 3 years in the U.S. Army in World War II during which he was stationed in England, Germany and Czechoslovakia.

He got his start with the hometown Browns in the minor league department, working for Farm Director **Jim McLaughlin**, who later served the Orioles in the same capacity (and still lives in Baltimore), and **Bill DeWitt**, the general manager.

When the franchise was moved to Baltimore in Oct. '53, Hank took a job as general manager of the independent Burlington, Iowa club in the Class B Three-I League.

After the '54 season, he joined the new Kansas City A's (who had just moved from Philadelphia) as farm director, and remained in that position thru '60. In early '61, following a disagreement with owner **Finley**, Hank resigned and spent the balance of the season working again for **DeWitt** (then gm at Cin.), as farm director of the Reds who won the N.L. pennant that season.

However, in Dec. '61, he returned to the A's as assistant general manager/farm director. In '65, he was appointed general manager, and during his tenure such future stars as "**Catfish**" **Hunter**, **Bert Campaneris**, **Reggie Jackson**, **Sal Bando**, **Joe Rudi**, **Rick Monday**, **Gene Tenace**, and **Rollie Fingers** were signed and developed in the A's farm system.

Hank moved to Cleveland in '66 and remained there until he was elected to succeed the retiring National Association President **Phil Piton**. At the time, the National Association was headquartered in Columbus, OH, but in Sep. '73, Hank moved the office to its present site, in St. Petersburg, FL.

He and his wife, **Dottie**, whom he met while both were working for the Browns, have been married for 35 years. . . . They have 2 children: **Sharon** and **Steve**, and 2 grandchildren: **Shannon Nicole Torrez**, born Dec. 12, '80, and **Christopher Henry Peters**, born on Oct. 16, '83, the day the Orioles won the '83 World Series.

ORIOLES GAME AND TICKET INFORMATION

Starting Times

Day Games & Afternoon Doubleheaders 2:05

Exceptions:

Wed., Apr. 9 vs. Cle.—4:05	Sat., June 14 vs. N.Y.—1:20
Sat., June 28 vs. Bos.—3:20	Sat., July 26 vs. Chi.—3:20
Sat., Aug. 23 vs. Cal.—2:20	Sat., Oct. 4 vs. Det.—TBA

Night Games 7:35

Exceptions: All Home Fridays 8:05

Twilight/Night Doubleheaders 5:05

(Eastern Daylight Time Starts Apr. 27)

TICKET PRICES

Lower Box	\$9.50
Mezzanine Box	8.50
Terrace Box	8.50
(Lower Deck)	
Upper Box	7.00
Lower & Upper Reserved	6.50
Lower Res. Grandstand	5.50
General Admission	
Adult	4.75
*Child/Senior Citizens	2.50

*Child's prices will NOT be effective on children's souvenir giveaway dates, or on dates that everyone receives souvenir items, regardless of age. . . . There will be no discounts on dates that general admission tickets are sold in advance on a reserved basis.

**Washington Store

MEMORIAL STADIUM

TICKET OFFICE

1000 block East 33rd Street

Mon. thru Sat., 9 A.M. to 6 P.M.

During Night Games until 8:30 P.M.

Sundays when Club is at home,

12 Noon until 6 P.M.

TICKET INFORMATION

Call (301) 338-1300

(202) 347-2525**

TICKETCENTER CHARGE

Reserved seat tickets to Orioles Home Games can be ordered by telephone TOLL FREE and charged to your major credit card.

Call TicketCenter Charge

From Baltimore Area	792-4001
From Washington Area	432-0200
From all other Areas	1-800-448-9009

SPECIAL TICKET PROGRAMS

Junior Orioles: Youngsters, 16 and under, can attend 10 select Orioles' games for a total price of \$3.00. Kits available at participating Roy Rogers, Giant Food Stores and Rite Aid Stores, or order through the mail for \$3.50, % Junior Orioles, P.O. Box 396, Lutherville, MD 21093.

Student Discount Program: Senior high school and college students may purchase upper reserved seats, regularly priced at \$6.50 for just \$3.50 for many Orioles' home games. Student membership cards can be obtained at area high schools and colleges, or at the Orioles' office.

MEMORIAL STADIUM DATA

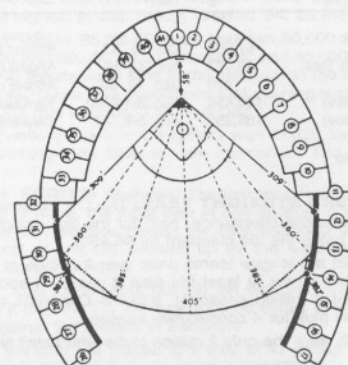
Lower Boxes 7,474 ¹	Lower Reserved . . . 8,533 ³
Terrace Boxes	Upper Reserved . . . 12,298 (20,831)
(Rows 16-24) . . . 3,519	Lower Grandstand . . 3,273
Mezzanine Boxes . . 2,037 ²	
Upper Boxes 3,610	Gen. Adm. Lower . . . 8,135
"Sky" Boxes 12 (16,668)	Gen. Adm. Upper . . . 5,169 (13,304)

CAPACITY 54,076

(1) Includes 2,568 "Field Boxes" installed in '61. . . (2) Includes 90 seats in "Bird Feed" Area. . . (3) Includes 3,484 "partially obstructed" seats.

Additional Totals: Lower Stand Boxes (10,993) . . . Lower Stand Box & Reserved (18,662) . . . Total Lower Stand Capacity, including Bleachers (30,070) . . . Upper Stand Boxes & Reserved, excluding Mezzanine (15,908) . . . Total Upper Stand Capacity (21,077) . . . A total of 723 seats were added to the upper deck in 1977 (35th row).

See page 74 for Memorial Stadium history.



Additional measurements: Concrete wall—14 ft. high; Wire fence—7 ft. high.

ORIOLES ATTENDANCE INFORMATION

ANNUAL ATTENDANCE FIGURES, 1954-1985

AT MEMORIAL STADIUM				ON THE ROAD			
SEASON	ATTENDANCE	DATES	AVG. DATE	ATTENDANCE	DATES	AVG. DATE	SEASON
1985	2,132,387	80	26,655	1,657,460	76	21,809	1985
1984	2,045,784	76	26,918	1,759,964	81	21,728	1984
1983	2,042,071	77	26,520	1,854,401	77	24,083	1983
1982	1,613,031	74	21,798	1,622,109	80	20,276	1982
1981	1,024,247	53	19,325	954,002	46	20,739	1981
1980	1,797,438	80	22,468	1,608,616	77	20,891	1980
1979	1,681,009	72	23,347	1,596,922	76	21,012	1979
1978	1,051,724	73	14,407	1,495,193	78	19,169	1978
1977	1,195,769	77	15,529	1,412,675	72	19,620	1977
1976	1,058,609	74	14,306	1,307,920	74	17,675	1976
1975	1,002,157	68	14,738	1,163,631	74	15,725	1975
1974	962,572	74	13,008	1,289,741	75	17,197	1974
1973	960,303	72	13,338	1,184,679	75	15,796	1973
1972	899,950	69	13,042	1,265,353	74	17,099	1972
1971	1,023,037	64	15,985	1,165,879	76	15,341	1971
1970	1,057,069	75	14,094	1,311,394	78	16,813	1970
1969	1,062,094	73	14,549	1,244,770	74	16,821	1969
1968	868,709	71	12,235	1,256,724	76	16,536	1968
1967	860,390	64	13,444	1,122,760	74	15,172	1967
1966	1,203,366	67	17,961	1,309,159	76	17,225	1966
1965	781,649	68	11,495	930,538	73	12,747	1965
1964	1,116,215	69	16,177	1,057,173	72	14,683	1964
1963	774,343	72	10,755	829,732	71	13,081	1963
1962	790,254	72	10,976	886,543	70	12,665	1962
1961	951,089	70	13,587	1,001,302	71	14,103	1961
1960	1,187,849	71	16,730	1,151,055	69	16,682	1960
1959	891,926	64	13,936	990,449	71	14,317	1959
1958	829,991	67	12,388	660,352	69	9,570	1958
1957	1,029,581	67	15,367	739,289	66	11,201	1957
1956	901,201	67	13,539	678,173	64	10,595	1956
1955	852,039	62	13,743	648,412	56	11,579	1955
1954	1,060,910	67	15,834	614,833	64	9,607	1954
Totals	36,708,763	2249	16,322*	37,771,203	2305	16,387*	

*Average annual attendance home—1,147,149 away—1,180,350

ORIOLES RECORD CROWDS

MEMORIAL STADIUM	ATTENDANCE	DATE	OPPONENT
Largest Crowd	54,458	Oct. 9, '66	Dodgers (World Series)
Largest Crowd, Reg. Sea.	51,956	Apr. 5, '82	Royals (Opening Day)
Single Night Game	51,649	Aug. 16, '80	Yankees
Day Doubleheader	51,764	June 10, '84	Tigers
Night Doubleheader	51,883	Oct. 1, '82	Brewers
Opening Day	51,956	Apr. 5, '82	Royals
Memorial Day	42,949	May 25, '81	Yankees
Independence Day	45,339	July 4, '77	Tigers
Labor Day	41,202	Sep. 5, '83	Red Sox
Five Date Series	249,605*	Aug. 14-18, '80	Yankees
Four Date Series	154,835	July 8-11, '77	Yankees
Three Date Series	150,757	Oct. 1-3, '82	Brewers
Two Date Series	69,569	July 1-2, '57	Yankees
Smallest Crowd	655	Aug. 17, '72	White Sox
All Star Game	48,829	July 8, '58	---
Most 100,000+ Series	9	1985	---

ON THE ROAD

Largest Crowd	67,064	Oct. 16, '83	Phillies (World Series)
Largest Crowd, Reg. Sea.	63,073	Apr. 23, '83	Angels (Anaheim)
Smallest Crowd	476	Sep. 19, '63	Angels (L.A.)
Single Series (3 dates)	156,458	Aug. 8-10, '80	Yankees (3 games)
Single Series (4 dates)	188,350	Aug. 3-6, '79	Yankees (4 games)

*Major League Record

2 MILLION, 3RD STRAIGHT YEAR: The O's exceeded 2 million and set a club record in home attendance, both for the 3rd straight year. The '85 figure of 2,132,387 broke the '84 standard by 86,456.

In all, 11 of the 26 big league teams drew over 2 million at home last year, but only 4 have done so for at least the past 3 years. In addition to the O's: Dodgers (13 straight 2 million seasons), and the Cardinals and Angels who have drawn 2 million plus for 4 consecutive seasons.

The Cubs and O's were the only 2 million clubs who didn't finish in the top 3 in their divisions.

O'S HAVE BEST RECORD IN MAJORS

Over the Last 30 Years

During the last 30 years ('56 thru '85), the Orioles have won more games than any other club in the major league while also compiling the best won-lost record. The O's in those 3 decades have won 2,667 games and forged a .563 percentage (598 games over .500).

Despite back-to-back mediocre seasons ('84-'85) during which they are only a composite 13 games above .500, the O's hold a 12 game edge over the Yankees in the 30 year period.

Their first 2 Baltimore seasons ('54 & '55), the O's were 111-197 (.360) . . . They improved in '56 (69-85), and really began to jell in '57 (76-76), their first .500 season in Baltimore.

Listed below are the records of the 16 clubs that have played during the entire 30 year period:

1. Orioles	2667-2069, .563	10. Giants	2444-2334, .509
2. Yankees	2661-2087, .560	11. Braves	2395-2350, .505
3. Dodgers	2633-2124, .554	12. Phillies	2336-2411, .492
4. Reds	2583-2162, .544	13. Twins, nee	
5. Tigers	2491-2263, .52398	Senators	2318-2473, .489
6. Pirates	2483-2258, .52372	14. Indians	2264-2473, .478
7. Cards	2479-2263, .523	15. A's	2217-2536, .466
8. Red Sox	2455-2295, .517	16. Cubs	2206-2535, .465
9. White Sox	2424-2323, .511		

Since O's Moved from St. Louis in '54

Over the last 32 campaigns dating back to 1954, the year the O's began operating in Baltimore (after moving from St. Louis the previous winter), the Birds rank 3rd in the majors (2778-2266, .551) behind the Yankees (2860-2194, .566) and the Dodgers (2823-2241, .557).

Since Start of Divisional Play

In 17 years of divisional play which was initiated in 1969, the O's lead the majors with a record of 1572-1104, .587. The Dodgers are 2nd (1503-1191, .558), followed by: (3) Cincinnati (1491-1198, .55448); (4) Yankees (1488-1196, .55440), and (5) Boston (1458-1229, .543).

During Edward Bennett Williams' Tenure as O's Owner

In the 6 seasons that have elapsed since Edward Bennett Williams officially purchased the Orioles (starting '80), the Birds are also tops in the big leagues with 519 wins, ahead of the Yankees (516), Dodgers (508), and Tigers (507).

The O's with 896 wins in the last decade (starting '76) are 2nd only to the Yankees (902) in that span among the 26 teams . . . In the last 5 years, the Birds have won 419 games and trail only the Tigers (423).

ATTENDANCE NOTES (Cont.)

OVERALL RANK: In both overall attendance and average, the Orioles ranked 6th in the A.L. and 11th in the majors . . . The O's averaged 26,654 per home date, 2nd highest in club history (behind '84, 26,918).

BIG CROWDS: In '85 the O's drew between 20,000 and 29,000 28 times; between 30,000 and 39,000 on 22 occasions, and 40,000 or more on 6 dates . . . Some 23,000 tickets were sold at the stadium on the day of the Sat., May 11th nite game vs. Twins. The attendance that evening was 49,094. It was 2nd only to the 49,388 that attended Opening Day.

The largest "walk-up" sale in O's history was 31,626 for a May 9, '71 week night game matching Vida Blue vs. Jim Palmer . . . The total that night was 43,307.

100,000+ SERIES: Memorial Stadium was host to 9 series which attracted 100,000 or more, the most ever in one season (8 was previous high in '83). The O's and White Sox played the best attended series of the year in Baltimore. A total of 149,455 showed up for the 4-game set July 11-14, 5th highest in club history at home.

The 120,207 total for an April (25-28) set with the Indians was good for 2 milestones: (1) It was the O's 1st ever 100,000 series at home in April, (2) and the first ever against the Indians in Baltimore.

In 32 years, the club has played to a total of 47 series attracting 100,000+ fans, 36 of them in the last 7 years, starting in 1979.

ORIOLES YEAR-BY-YEAR LEADERS

YR.	AVERAGE	HOME RUNS	RUNS BATTED IN	STOLEN BASES
54	Abrams . . . 293	Stephens . . . 8	Stephens . . . 46	Coan . . . 9
55	Triandos . . . 277	Triandos . . . 12	Triandos . . . 65	Diering . . . 5
				Pope . . . 5
56	Nieman . . . 322	Triandos . . . 21	Triandos . . . 88	Francona . . . 11
57	Boyd . . . 318	Triandos . . . 19	Triandos . . . 72	Pilarcik . . . 14
58	Woodling . . . 276	Triandos . . . 30	Triandos . . . 79	Pilarcik . . . 7
59	Woodling . . . 300	Triandos . . . 25	Woodling . . . 77	Pilarcik . . . 9
60	B. Robinson . . . 294	Hansen . . . 22	Gentile . . . 98	Breeding . . . 10
61	Gentile . . . 302	Gentile . . . 46	Gentile . . . 141	Brandt . . . 10
62	B. Robinson . . . 303	Gentile . . . 33	Gentile . . . 87	Brandt . . . 9
63	A. Smith . . . 272	Powell . . . 25	Powell . . . 82	Aparicio★ . . . 40
64	B. Robinson . . . 317	Powell . . . 39	B. Robinson★ . . . 118	Aparicio★ . . . 57
65	B. Robinson . . . 297	Blefary . . . 22	B. Robinson . . . 80	Aparicio . . . 26
66	F. Robinson★ . . . 316	F. Robinson★ . . . 49	F. Robinson★ . . . 122	Aparicio . . . 25
67	B. Robinson . . . 311	F. Robinson . . . 30	F. Robinson . . . 94	Aparicio . . . 18
68	B. Robinson . . . 253	B. Robinson . . . 17	Powell . . . 85	Buford . . . 27
69	F. Robinson . . . 308	Powell . . . 37	Powell . . . 121	Blair . . . 20
70	F. Robinson . . . 306	Powell . . . 35	Powell . . . 114	Blair . . . 24
71	Rettenmund . . . 318	F. Robinson . . . 28	F. Robinson . . . 99	Buford . . . 15
				Rettenmund . . . 15
72	Grich . . . 278	Powell . . . 21	Powell . . . 81	Baylor . . . 24
73	Davis . . . 306	Williams . . . 22	Davis . . . 89	Baylor . . . 32
74	Davis . . . 289	Grich . . . 19	Davis . . . 84	Baylor . . . 29
75	Singleton . . . 300	Baylor . . . 25	L. May . . . 99	Baylor . . . 32
76	Singleton . . . 278	R. Jackson . . . 27	L. May★ . . . 109	Bumbry . . . 42
77	Singleton . . . 328	L. May . . . 27	L. May . . . 99	Kelly . . . 25
		Murray . . . 27	Singleton . . . 99	
78	Singleton . . . 293	DeCinces . . . 28	Murray . . . 95	Harlow . . . 14
79	Murray . . . 295.4	Singleton . . . 35	Singleton . . . 111	Bumbry . . . 37
	Singleton . . . 294.7			
80	Bumbry . . . 318	Murray . . . 32	Murray . . . 116	Bumbry . . . 44
81	Murray . . . 294	Murray★ . . . 22	Murray★ . . . 78	Bumbry . . . 22
82	Murray . . . 316	Murray . . . 32	Murray . . . 110	Bumbry . . . 10
83	Ripken . . . 318	Murray . . . 33	Murray . . . 111	Shelby . . . 15
84	Murray . . . 306	Murray . . . 29	Murray . . . 110	Shelby . . . 12
85	Murray . . . 297	Murray . . . 31	Murray . . . 124	Wiggins . . . 30

To be listed as average leader, player must have qualifying plate appearances (502 minimum)

YR.	WON	LOST	INNINGS PITCHED	ERA
54	Coleman . . . 13	Larsen★ . . . 21	Coleman . . . 221	Pilette . . . 3.12
55	Wilson . . . 12	Wilson★ . . . 18	Wilson . . . 235	Wilson . . . 3.45
56	Moore . . . 12	Wight . . . 12	Moore . . . 185	C. Johnson . . . 3.42
57	Johnson . . . 14	Moore . . . 13	Johnson . . . 242	Johnson . . . 3.20
58	Portocarrero . . . 15	Harshman . . . 15	Harshman . . . 236	Harshman . . . 2.90
59	Pappas . . . 15	O'Dell . . . 12	Wilhelm . . . 226	Wilhelm★ . . . 2.19
	Wilhelm . . . 15			
60	Estrada★ . . . 18	Estrada . . . 11	Estrada . . . 209	Brown . . . 3.06
		Fisher . . . 11		
		Pappas . . . 11		
61	Barber . . . 18	Fisher . . . 13	Barber . . . 248	Pappas . . . 3.03
62	Pappas . . . 12	Estrada★ . . . 17	Estrada . . . 223	Roberts . . . 2.78
63	Barber . . . 20	Barber . . . 13	Barber . . . 259	Barber . . . 2.75
		Roberts . . . 13		
64	Bunker . . . 19	Barber . . . 13	Pappas . . . 252	Bunker . . . 2.69
65	Barber . . . 15	Barber . . . 10	Barber . . . 221	Pappas . . . 2.61
			Pappas . . . 221	
66	Palmer . . . 15	Palmer . . . 10	McNally . . . 213	McNally . . . 3.17
67	Phoebeus . . . 14	S. Miller . . . 10	Phoebeus . . . 208	Phoebeus . . . 3.33
		Richert . . . 10		
68	McNally . . . 22	Phoebeus . . . 15	McNally . . . 273	McNally . . . 1.95
69	Cuellar . . . 23	Cuellar . . . 11	Cuellar . . . 291	Palmer . . . 2.34
70	Cuellar★ . . . 24	Palmer . . . 10	Palmer★ . . . 305	Palmer . . . 2.71
	McNally★ . . . 24			
71	McNally . . . 21	Cuellar . . . 9	Cuellar . . . 292	Palmer . . . 2.68
		Palmer . . . 9		
72	Palmer . . . 21	Dobson★ . . . 18	Palmer . . . 274	Palmer . . . 2.07
73	Palmer . . . 22	McNally . . . 17	Palmer . . . 296	Palmer★ . . . 2.40
74	Cuellar . . . 22	Grimsley . . . 13	Grimsley . . . 296	Grimsley . . . 3.07
75	Palmer★ . . . 23	Grimsley . . . 13	Palmer . . . 323	Palmer★ . . . 2.09
76	Palmer★ . . . 22	Cuellar . . . 13	Palmer★ . . . 315	Palmer . . . 2.51
		Palmer . . . 13		
77	Palmer★ . . . 20	R. May . . . 14	Palmer★ . . . 319	Palmer . . . 2.91
78	Palmer . . . 21	Fianagan . . . 15	Palmer★ . . . 296	Palmer . . . 2.46
79	Fianagan★ . . . 23	D. Martinez . . . 16	D. Martinez★ . . . 292	Fianagan . . . 3.08
80	Stone★ . . . 25	Fianagan . . . 13	McGregor . . . 252	Stone . . . 3.23
81	D. Martinez★ . . . 14	Palmer . . . 8	D. Martinez . . . 179	Stewart . . . 2.33
		Stewart . . . 8		
82	D. Martinez . . . 16	D. Martinez . . . 12	D. Martinez . . . 252	Palmer . . . 3.13
		McGregor . . . 12		
83	McGregor . . . 18	D. Martinez . . . 16	McGregor . . . 260	Boddicker . . . 2.77
84	Boddicker . . . 20	Fianagan . . . 13	Boddicker . . . 261	Boddicker . . . 2.79
85	McGregor . . . 14	Boddicker . . . 17	McGregor . . . 204	Dixon . . . 3.67

★ Led league

To qualify as era leader must have 154 innings ('54-'60) and 162 or more innings (starting '61).

ORIOLES CAREER PITCHING LEADERS

ERA	STRIKEOUTS	GAMES
(500 or more innings)		
S. Miller . . . 2.37	Palmer . . . 2,212	Palmer . . . 558
Wilhelm . . . 2.42	McNally . . . 1,476	T. Martinez . . . 485
Watt . . . 2.73	Fianagan . . . 1,079	McNally . . . 412
Dobson . . . 2.78	Cuellar . . . 1,011	Watt . . . 363
Palmer . . . 2.86	Pappas . . . 944	Hall . . . 342
O'Dell . . . 2.87	Barber . . . 918	D. Martinez . . . 315
Hall . . . 2.89	D. Martinez . . . 856	Stewart . . . 307
Hardin . . . 2.95	McGregor . . . 760	Fianagan . . . 299
Phoebeus . . . 3.06	Phoebeus . . . 578	S. Miller . . . 297
Roberts . . . 3.09	T. Martinez . . . 573	McGregor . . . 292
WINS	INNINGS	SHUTOUTS
Palmer . . . 268	Palmer . . . 3,947.2	Palmer . . . 53
McNally . . . 181	McNally . . . 2,653	McNally . . . 33
Cuellar . . . 143	Cuellar . . . 2,028	Cuellar . . . 30
Fianagan . . . 129	Fianagan . . . 1,918	Pappas . . . 26
McGregor . . . 125	McGregor . . . 1,835.2	McGregor . . . 20
Pappas . . . 110	D. Martinez . . . 1,768.2	Barber . . . 19
D. Martinez . . . 108	Pappas . . . 1,632	Fianagan . . . 11
Barber . . . 95	Barber . . . 1,415	Phoebeus . . . 11
Hall . . . 65	H. Brown . . . 1,032	Boddicker . . . 10
H. Brown . . . 62	Grimsley . . . 908	D. Martinez . . . 11
LOSSES	SAVES	WON-LOST PCT.
Palmer . . . 152	T. Martinez . . . 104	Stone656 (40-21)
McNally . . . 113	S. Miller . . . 88	Palmer . . . 638 (268-152)
D. Martinez . . . 93	Watt . . . 72	Bunker . . . 620 (44-27)
Fianagan . . . 92	Stoddard . . . 57	Cuellar . . . 619 (143-88)
Cuellar . . . 88	Hall . . . 51	Hall . . . 619 (65-40)
McGregor . . . 83	Stanhouse . . . 45	Davis . . . 616 (45-28)
Barber . . . 75	Stewart . . . 42	McNally . . . 616 (181-113)
Pappas . . . 74	Wilhelm . . . 40	McGregor . . . 601 (125-83)
H. Brown . . . 48	G. Jackson . . . 39	Pappas . . . 598 (110-74)
Grimsley . . . 45	Richert . . . 29	Fianagan . . . 584 (129-92)
Stewart . . . 45		

COMPLETE GAMES: Palmer 211; Cuellar 133; McNally 120; Fianagan 92; Pappas 81; McGregor 78; D. Martinez 69; Barber 53; Grimsley 38; Boddicker 35.

ORIOLES CAREER BATTING LEADERS

GAMES	AT BATS	RUNS
B. Robinson . . . 2,986	B. Robinson . . . 10,654	B. Robinson . . . 1,232
Belanger . . . 1,962	Powell . . . 5,912	Murray . . . 823
Powell . . . 1,763	Belanger . . . 5,734	Powell . . . 796
Blair . . . 1,700	Blair . . . 5,605	Bumbry . . . 772
Singleton . . . 1,446	Murray . . . 5,129	Blair . . . 737
Bumbry . . . 1,428	Singleton . . . 5,115	Singleton . . . 684
Murray . . . 1,253	Bumbry . . . 4,958	Belanger . . . 670
Dauer . . . 1,140	Dauer . . . 3,829	F. Robinson . . . 555
Dempsey . . . 1,115	D. Johnson . . . 3,489	Dauer . . . 448
D. Johnson . . . 995	Dempsey . . . 3,249	Grich . . . 432
HITS	DOUBLES	TRIPLES
B. Robinson . . . 2,848	B. Robinson . . . 482	B. Robinson . . . 68
Powell . . . 1,574	Murray . . . 271	Bumbry . . . 52
Murray . . . 1,528	Blair . . . 269	Blair . . . 51
Singleton . . . 1,455	Powell . . . 243	Aparicio . . . 34
Blair . . . 1,426	Singleton . . . 235	Belanger . . . 33
Bumbry . . . 1,403	Bumbry . . . 217	Grich . . . 27
Belanger . . . 1,304	Dauer . . . 193	Brandt . . . 22
Dauer . . . 984	D. Johnson . . . 186	Boyd . . . 20
D. Johnson . . . 904	Belanger . . . 174	Snyder . . . 20
F. Robinson . . . 882	DeCinces . . . 161	Singleton, Ripken & Murray . . . 19
HOME RUNS	TOTAL BASES	RUNS BATTED IN
Powell . . . 303	B. Robinson . . . 4,270	B. Robinson . . . 1,357
B. Robinson . . . 268	Powell . . . 2,748	Powell . . . 1,063
Murray . . . 258	Murray . . . 2,611	Murray . . . 931
Singleton . . . 182	Singleton . . . 2,274	Singleton . . . 767
F. Robinson . . . 179	Blair . . . 2,175	Blair . . . 567
Triandos . . . 142	Bumbry . . . 1,883	F. Robinson . . . 545
Blair . . . 126	Belanger . . . 1,604	Triandos . . . 517
Gentile . . . 124	F. Robinson . . . 1,598	L. May . . . 487
L. May . . . 123	Triandos . . . 1,351	Gentile . . . 398
Ripken . . . 108	D. Johnson . . . 1,320	DeCinces . . . 397
EXTRA BASE HITS	BATTING AVERAGE	STOLEN BASES
B. Robinson . . . 818	Nieman . . . 303	Bumbry . . . 252
Powell . . . 557	Boyd . . . 301	Blair . . . 167
Murray . . . 548	F. Robinson . . . 300	Aparicio . . . 166
Blair . . . 446	Murray . . . 298	Belanger . . . 166
Singleton . . . 436	T. Davis . . . 291	Baylor . . . 118
F. Robinson . . . 340	Ripken . . . 290	Buford . . . 85
Bumbry . . . 322	Rettenmund . . . 284	Grich . . . 77
DeCinces . . . 282	Singleton . . . 284	Kelly . . . 55
Ripken . . . 275	Bumbry . . . 283	Rettenmund . . . 52
	Woodling . . . 279.54	Murray . . . 52
	Snyder . . . 279.54	
WALKS	GWRBI	
Powell 889; Singleton 885; B. Robinson 860; Murray 630; Belanger 571; Bumbry 464; F. Robinson 460; Grich 457; Blair 420; Buford 420.	B. Robinson 184; Murray 146; Powell 140; Singleton 95; F. Robinson 83; L. May 77; Blair 67; Gentile 58; D. Johnson 57; Belanger 54; Ripken 54.	

ORIOLES TOP PERFORMANCES BY MONTH

HOME RUNS			RUNS BATTED IN		
15	Jim Gentile	Aug. '61	32	Mike Young	Aug. '85
13	Frank Robinson	Jul. '66	31	Doug DeCinces	Jul. '78
12	Frank Robinson	Aug. '66		Boog Powell	Jul. '69
11	Eddie Murray	Jun. '78	30	Jim Gentile	Aug. '61
	Boog Powell	Aug. '66		Eddie Murray	Sep. '80
	Boog Powell	Jul. '69	29	Frank Robinson	Jul. '66
	Mike Young	Aug. '85		Boog Powell	Jul. '70
				Eddie Murray	Jul. '85

ORIOLES A.L. PLAYER OF THE MONTH AWARDS

YEAR	PLAYER	MONTH	YEAR	PLAYER	MONTH
1975	Jim Palmer, p	Aug.	1981	Dennis Martinez, p	Sep.
1976	Reggie Jackson, of	Jul.		(tied with Larry Gura, K.C.)	
1978	Doug DeCinces, 3b	Jul.	1982	Eddie Murray, 1b	Apr.
1980	Steve Stone, p	Jun.		Tippy Martinez, p	July
	Tim Stoddard, p	Sep.		Jim Palmer, p	Aug.
	Eddie Murray, 1b	Sep.	1983	Scott McGregor, p	July
	(tied with Jim Rice, Bos.)			Cal Ripken, ss	Sep.
1981	Ken Singleton, of	Apr.	1984	Eddie Murray, 1b	May
	Eddie Murray, 1b	Sep.		Mike Boddicker, p	May
	(tied with Willie Wilson, K.C.)				

NOTE: In 1979 the American League started a Pitcher of the Month Award, in addition to the Player of the Month.

.300 HITTERS

In 32 seasons the Orioles have had 22 qualifying .300 hitters (477 plate appearances from '54 through '60 and 502 plate appearances since '61) and only five times (three in '80 and two in '69, '77, '83 & '84) have they had more than one in the same season. The complete list: 1956—Bob Nieman, .322 ... 1957—Bob Boyd, .318 ... 1959—Gene Woodling, .300 ... 1961—Jim Gentile, .302 ... 1962—Brooks Robinson, .303 ... 1964—Brooks Robinson, .317 ... 1966—Frank Robinson, .316 ... 1967—Frank Robinson, .311 ... 1969—Frank Robinson, .308 and Boog Powell, .304 ... 1970—Frank Robinson, .306 ... 1971—Merv Rettenmund, .318 ... 1973—Tommy Davis, .306 ... 1975—Ken Singleton, .300 ... 1977—Ken Singleton, .328 (club record) and Al Bumbry, .317 ... 1980—Al Bumbry, .318, Ken Singleton, .304, and Eddie Murray, .300 ... 1982—Eddie Murray, .316 ... 1983—Cal Ripken, .318 and Eddie Murray, .306 ... 1984—Eddie Murray, .306 and Cal Ripken, .304.

*Led league

30 HOME RUN CLUB

Six different Orioles have hit 30 or more home runs in a season 15 different times. In '85, Eddie Murray did it for the fourth time tying Boog Powell for the club's all-time high. Frank Robinson accomplished the feat three times, Jim Gentile twice and Gus Triandos and Ken Singleton once each. Triandos was the first Oriole to achieve that mark when he hit 30 homers in '58, earning him a share of the A.L. record for a catcher that stood for 24 years until Detroit's Lance Parrish broke it in '82.

By Year: 1958—Triandos (30) ... 1961—Gentile (46) ... 1962—Gentile (33) ... 1964—Powell (39) ... 1966—F. Robinson (49) and Powell (34) ... 1967—F. Robinson (30) ... 1969—Powell (37) and F. Robinson (32) ... 1970—Powell (35) ... 1979—Singleton (35) ... 1980—Murray (32) ... 1982—Murray (32) ... 1983—Murray (33) ... 1985—Murray (31).

Frank Robinson is the only Oriole to have led the league outright in homers (49 in '66). Murray tied three others for A.L. top honors with 22 during the abbreviated '81 season.

100 RBI MEN

During the O's first seven years ('54 thru '60), nobody drove in 100 runs ... Then, in '61, Jim Gentile broke the barrier with gusto while accumulating 141 rbi, still a club record.

Since then, seven different players have driven in 100 runs 17 times; Eddie Murray (5 times); Boog Powell (3 times); Brooks and Frank Robinson, Ken Singleton and Cal Ripken (twice); Lee May (once).

By Year: 1961—Gentile (141) ... 1964—Brooks (118)* ... 1966—Frank (122)*, Powell (109) and Brooks (100) ... 1969—Powell (121) and Frank (100) ... 1970—Powell, (114) ... 1976—May (109)* ... 1979—Singleton (111) ... 1980—Murray (116) and Singleton (104) ... 1982—Murray (110) ... 1983—Murray (111) and Ripken (102) ... 1984—Murray (110) ... 1985—Murray (124) and Ripken (110).

NOTE: Murray became the fourth Oriole to lead the American League in runs batted in with 78 in '81.

* Led league

ORIOLE HOME RUN AND RBI RECORDS BY POSITION

POS.	PLAYER	HR	YR.	POS.	PLAYER	RBI	YR.
1B	Jim Gentile	45*(46)	1961	1B	Jim Gentile	139*(144)	1961
2B	Bobby Grich	19	1974	2B	Bobby Grich	82	1974
3B	Brooks Robinson	28	1964	3B	Brooks Robinson	118	1964
SS	Cal Ripken	27	1983	SS	Cal Ripken	110	1985
LF	Boog Powell	39	1964	LF	Boog Powell	94*(99)	1964
CF	Paul Blair	26	1969	CF	Paul Blair	76	1969
RF	Frank Robinson	47*(49)	1966	RF	Frank Robinson	117*(122)	1966
C	Gus Triandos	30	1958	C	Gus Triandos	78*(79)	1958
DH	Lee May	25	1978	DH	Tommy Davis	83*(89)	1973
					Ken Singleton	83*(84)	1974
					Ken Singleton	83*(84)	1983

* HR & RBI all that position only. Total HR and RBI for season are in parentheses.

BALTIMORE ORIOLES RECORDS

1954 thru 1985

BATTING

Individual—By Game

Most Hits 5 ... Accomplished 26 times: 3 times—Luis Aparicio (all in '66); Cal Ripken [8/22/82 vs. Tex (A), 9/3/83 vs. Min. (A), 5/5/85 vs. Min. (A)] ... Twice—Don Baylor, Bob Boyd, Al Bumbry, Tommy Davis, Brooks Robinson ... Once—Jerry Adair, Mark Belanger, Paul Blair ('69 ALCS), Richie Coggins, Clint Courtney, Rich Dauer, Billy Goodman, Eddie Murray [4/17/82 vs. Chi. (A)], Russ Snyder, Gene Woodling.

Most Hits, M.S. 5 ... Accomplished 4 times: Jerry Adair [8/24/62—vs. N.Y.] Bob Boyd† [9/15/57 vs. Cle.] Rich Dauer [6/2/80—vs. Mil.], Billy Goodman† [9/15/57—vs. Cle.]

Most Runs 4 ... Accomplished 22 times: 3 times—Merv Rettenmund ... Twice—Bob Boyd, Don Buford, Al Bumbry, Eddie Murray [9/18/78 vs. Cle. (A), 4/10/83 vs. Cle. (A)] ... Once—Luis Aparicio, Don Baylor, Mark Belanger, Bob Johnson, John Lowenstein, Brooks Robinson, Frank Robinson, John Shelby [8/26/84 vs. Oak. (A)].

Most RBI 9 ... Jim Gentile—May 9, '61 vs. Minnesota (A) Eddie Murray—Aug. 26, '85 vs. California (A)

Most RBI M.S. 7 ... Boog Powell—Jul. 6, '66 vs. K.C. As

Most RBI, D-header . 11 ... Boog Powell—Jul. 6, '66 vs. K.C. As (H)

Most Doubles 4 ... Charlie Lau—Jul. 13, '62 vs. Cleveland (H) Dave Duncan—Jun. 30, '75 vs. Boston (A)

Most Triples 3 ... Al Bumbry—Sep. 22, '73 vs. Milwaukee (A).

Most Home Runs 3 ... See Home Run Section on page 13.

Most Total Bases ... 13 ... Eddie Murray (twice)—Sep. 14, '80 vs. Toronto (A) & Aug. 26, '85 vs. California (A). Boog Powell—Aug. 15, '66 vs. Boston (A). Cal Ripken—Sep. 3, '83 vs. Minnesota (A).

Most Total Bases, M.S.12 ... Bobby Grich—Jun. 18, '74 vs. Min. (H)

Most Stolen Bases ... 3 ... Accomplished 12 times: 5 times—Luis Aparicio; 3 times—Don Baylor; Once—Paul Blair, Don Buford, Al Bumbry, Larry Harlow.

Most Bases on Balls . 5 ... Bobby Grich—Aug. 9, '75 vs. Chicago (A)

Most Strikeouts 5** ... Don Buford—Aug. 26, '71 vs. Chicago (A), [9 inn., consecutive]

Most Consecutive Hits, 2 or More Games 10 ... Ken Singleton—Aug. 26-28, '81

Most Consecutive Times, Reached Safely . 13 ... Jim Dwyer—Sep. 29 thru Oct. 2, '82 [5 walks/8 hits]

HITTING FOR CYCLE

Brooks Robinson Jul. 15, '60—vs. Chicago (A) [5 hits ... 2 singles]
Cal Ripken May 6, '84—vs. Minnesota-HHH (A) [4 hits]

HITTING FOR CYCLE VS. O'S: Larry Hise, Min., Jun. 4, '76 (at Bal.); George Brett, K.C., May 28, '79 (at K.C.); Bob Watson, Bos., Sep. 15, '79 (at Bal.).

Individual—By Season(s)

Most Games 163 ... Brooks Robinson '61, '64
Most Consec. Games, One or More Seasons . 603 ... Cal Ripken Current thru '85

Most Consec. Innings, One or More Seasons . 5457 ... Cal Ripken Current thru '85

Most At Bats 668 ... Brooks Robinson '61

Most Plate Appnces 736 ... Brooks Robinson '61

Most Runs 122 ... Frank Robinson '66

Most Hits 211 ... Cal Ripken† '83

205 ... Al Bumbry† '80

Most Total Bases . 367 ... Frank Robinson '66

Most Singles 158 ... Al Bumbry '80

Most Doubles 47 ... Cal Ripken '83

Most Triples 12 ... Paul Blair '67

Most HR, RHB 49 ... Frank Robinson '66

Most HR, LHB 46 ... Jim Gentile '61

Most Extra Base Hits 85 ... Frank Robinson '66

†—Boyd & Goodman were the first two of only 4 O's to get 5 hits in one game in 32 seasons at Memorial Stadium, and they did it in the same game, Sep. 15, '57.

*—American League Record
†—Major League Record

**—Ties American League Record
††—Ties Major League Record

Batting—Individual By Season (Cont.)

Most RBI, LHB	141	Jim Gentile	'61
Most RBI, RHB	122	Frank Robinson	'66
Most RBI, SWB	124	Eddie Murray	'85
Most RBI, Month	32	Mike Young	Aug. '85
Most GWRBI	21	Jim Gentile (un-official)	'61
	20	Eddie Murray	'82
Most Consec. Games			
Hit Safely	22	Eddie Murray	'82
		Doug DeCinces	†'78-'79
Most Sac. Hits	23	Mark Belanger	'75
Most Sac. Flies	10	Jim Gentile	'62
		Brooks Robinson	'62, '64, '69
Most Stolen Bases	57	Luis Aparicio	'64
Most Walks	118	Ken Singleton	'75
Most Int. Walks	25	Eddie Murray	'84
Most Strikeouts	125	Boog Powell	'66
Fewest Strikeouts	19	Rich Dauer (618 app.)	'80
	7	Clint Courtney (437 app.—non-qualifier)	'54
Most Hit by Pitch	20	Bobby Grich	'74
Most GIDP	32	Cal Ripken	'85
	29	Brooks Robinson	'60
Most Pinch Hits	24	Dave Philley	'61
Most Consec.			
Pinch Hits	6	Bob Johnson	'64
Most Pinch-Hit RBI	18	Dave Philley	'61
Highest Batting Avg.	.328	Ken Singleton (536-176)	'77
Highest Slugging Avg.	.646	Jim Gentile (486-314)	'61
Highest On-Base Pct.	.438	Ken Singleton (651-285)	'77

1—Only 2 O's to get 200 hits in one season.

Club Batting (Game, Inning)

Most Runs, Inning	10	Jul. 8, '69—vs. New York (H)
		Apr. 29, '79—vs. Oakland (A)
		Aug. 21, '85—vs. Seattle (A)
Most Runs, Game	19	Aug. 28, '67—vs. Cleveland (A)
Most Runs, Game, M.S.	18	Sep. 28, '73—vs. Cleveland (H)
Most Runs, Game, Both Clubs	34	Jun. 26, '78—Tor.—24, Bal.—10 (A)
	26	Aug. 14, '57—N.Y.—20, Bal.—6 (H)
Most Runs Yielded, Inning	12	Aug. 10, '65—to Boston (A)
Most Runs Yielded, Game	24	Jun. 26, '78—to Toronto (A)
	20	Aug. 14, '57—to New York (H)
Larg. Win Margin	17	Jul. 27, '69—vs. Chicago (H), [17-0]
Larg. Loss Margin	16	Apr. 30, '60—to New York (H), [0-16]
Most Hits, Inning	9	Jul. 8, '69—vs. New York (H)
		Aug. 28, '80—vs. California (H)
Most Hits, Game	26	Aug. 28, '80—vs. California (H), [9 innings]
Most Hits, Game, Both Clubs	41	May 14, '83—Tex.—22, Bal.—19 (A), [11 innings]
	40	Aug. 28, '80—Cal.—14, Bal.—26 (H), [9 innings]
Most Hits Yielded, Game	26	Apr. 23, '81—to Chicago (A)
	24	Jun. 26, '78—to Toronto (A)
Most Doubles, Game	8	Aug. 26, '54—vs. Boston (H)
		Sep. 7, '65—vs. New York (A)
		Jun. 30, '66—vs. Kansas City (A)
		Aug. 28, '80—vs. California (H)
Most Triples, Game	3	4 Times—Most recently: Sep. 22, '73—vs. Milwaukee (A), all by Al Bumbry.
Most Home Runs, Game	7	See "Home Run" section below
Most Total Bases, Game	41	Sep. 16, '85—vs. Detroit (A)
	39	Jul. 27, '69—vs. Chicago (H)
		Sep. 3, '83—vs. Minnesota (A)
Most Stolen Bases, Game	5	6 Times, (all on road)—most recently Sep. 27, '80—vs. Cleveland (A) [Bumbry-3, DeCinces, Garcia]
Most Left on Base, Game	21	Aug. 25, '68—vs. Boston (H)
Most Strikeouts, Game	21	Sep. 12, '62—vs. Wash. (H) (16 inn.)—all by Tom Cheney

Club Batting (Season)

Highest Average	.273	'80	Most Extra Base Hits	478	'83
Lowest Average	.225	'68	Most GIDP	158	'80
Highest Slugging Pct.	.430	'85	Most Sacrifice Hits	110	'57
Most Runs	818	'85	Most Sacrifice Flies	59	'69
Most Hits	1523	'80	Most Stolen Bases	150	'76
Most Total Bases	2370	'85	Most Walks	717	'70
Most Doubles	283	'83	Most Intentional Walks	69	'71
Most Triples	49	'54	Most Strikeouts	1019	'64-'68
Most Home Runs	214	'85	Most Hit by Pitch	58	'74

HOME RUNS RECORDS

Individual

Most, Consecutive	4**	Don Baylor—Jul. 1-2, '75—vs. Bos. (A)—1, vs. Det. (A)—3
Most, Game	3	Accomplished 11 times
3 Times: Eddie Murray		Aug. 29, '79—vs. Minnesota (A-Metro)
		Sep. 14, '80—vs. Toronto (A)
		Aug. 26, '85—vs. California (A)
Boog Powell		Aug. 10, '63—vs. Washington (A-RFK)
		Jun. 27, '64—vs. Washington (A-RFK)
		Aug. 15, '66—vs. Boston (A)
Once:		
Don Baylor		Jul. 2, '75—vs. Detroit (A)
Paul Blair		Apr. 29, '70—vs. Chicago (A)
Curt Blefary		Jun. 16, '67—vs. California (A)
Dan Ford		Jul. 20, '83—vs. Seattle (A)
Bobby Grich		Jun. 18, '74—vs. Minnesota (H)
Most Game, M.S.	3	Bobby Grich—Jun. 18, '74 vs. Min.
Most, Game, by Opp., M.S.	3	Rocky Colavito—Jun. 10, '59, Cleveland
	4	Manny Jimenez—Jul. 4, '65, KC A's
		Lee Stanton—Jul. 10, '73, California
Most, Game, by Opp., Road	3	Preston Ward—Sep. 9, '58, KC A's
Most, Season	49	Frank Robinson, '66

(1) .49	Frank Robinson (rhb)—'66	(8) .33	Jim Gentile (lhb)—'62
(2) .46	Jim Gentile (lhb)—'61	(9) .33	Eddie Murray (swb)—'83
(3) .39	Boog Powell (lhb)—'64	(10) .32	Frank Robinson (rhb)—'69
(4) .37	Boog Powell (lhb)—'69	(11) .32	Eddie Murray (swb)—'80
(5) .35	Boog Powell (lhb)—'70	(12) .32	Eddie Murray (swb)—'82
(6) .35	Ken Singleton (swb)—'79	(13) .31	Eddie Murray (swb)—'85
(7) .34	Boog Powell (lhb)—'66	(14) .30	Gus Trindados (rhb)—'58
		(15) .30	Frank Robinson (rhb)—'67

See Also, "30 Home Run" Club, page 10

Most, Season, M.S.	27	Frank Robinson—'66
Most, Season, Rookie	28	Cal Ripken—'82
Most, Season, Pitcher	6	Jack Harshman—'58
Most, Lifetime, Oriole	303	Boog Powell—'61-'74
	268	Brooks Robinson—'55-'74
	258	Eddie Murray—'77-'85
Most, Lifetime, M.S.	138	Brooks Robinson—'55-'77
	133	Boog Powell—'61-'74
	128	Eddie Murray—'77-'85
Most Grand Slams, Season	5†	Jim Gentile—'61
Most Grand Slams, Game	2†	Jim Gentile—May 9, '61—vs. Minnesota (A)
		Frank Robinson—Jun. 26, '70—vs. Washington (A)
Most Grand Slams, Lifetime	12	Eddie Murray—'78-'85
Most, Season, vs. One Opponent	11	Frank Robinson—vs. Detroit, '66
Most, Season, by One Opponent	9	Frank Howard—Washington, '68
Most, Season, by Opponent, M.S.	5	Rocky Colavito—Detroit, '62
		Tony Perez—Boston, '80
		Jim Sundberg—Texas, '80
Most, Lifetime, by Opponent	70	Harmon Killebrew—'55-'75
Most, Lifetime, by Opponent, M.S.	30	Harmon Killebrew—'55-'75
Most, Pinch-Hit Season	3	Whitey Herzog—'62
		Sam Bowens—'67
		Pat Kelly—'79
Most, Lifetime Pinch-Hit, O's	7	Benny Ayala—'79-'84
Most, Consecutive Gms, Hit HR	6†	Reggie Jackson—Jul. 18-23, '76

Home Runs—Individual (Cont.)

Most Times Career, Hitting
HRs Left & Righthanded,
Same Game 6 . . . Eddie Murray
Most Times Season, Hitting
HRs Left & Righthanded,
Same Game 2† . . Eddie Murray—'82—Apr. 24 vs. Chicago (A); Aug. 26
vs. Toronto (H)

Club Records (Game & Inning)

Most, Game 7 . . . May 17, '67—vs. Boston (A) [Blair, B. Robinson, F.
Robinson, Etchebarren, Bowens, Powell,
D. Johnson]
Aug. 26, '85—vs. California (A) [Murray—3, Shelby,
Rayford, Roenicke, Dempsey]
Most, Game, M.S. 5 . . . Aug. 17, '60—vs. Washington [Brandt, Pilarcik,
Hansen, Gentile, Triandos]
Most, Game, Opp. 6 . . . Aug. 4, '56—by Chicago (A)
Jun. 10, '59—by Cleveland (H)
Apr. 14, '79—by Milwaukee (A)
Most, Game,
Opp., M.S. 6 . . . Jun. 10, '59—Cleveland [Colavito—4, B. Martin, Minoso]
Most, Game,
Both Clubs 10 . . . May 17, '67—Boston—3, Baltimore—7 (A)
Most, Game,
Both Clubs, M.S. 7 . . . Jul. 26, '66—Cleveland—5, Baltimore—2
Aug. 13, '77—Minnesota—3, Baltimore—4
Aug. 3, '82—Boston—4, Baltimore—3
May 23, '83—Minnesota—5, Baltimore—2
Most, Inning 4 . . . May 17, '67—vs. Boston (A) [Etchebarren, Bowens,
Powell, D. Johnson]
Most, Succession 3 . . . Apr. 30, '61—Detroit (A) [Gentile, Triandos, Hansen]
Sep. 10, '65—vs. K.C. (H) [B. Robinson, Belfary, Adair]
Sep. 4, '69—vs. Detroit (A) [F. Robinson, Powell, B.
Robinson]
May 8, '79—vs. Oakland (H) [Murray, L. May,
Roenicke]
Sep. 16, '85—vs. Detroit (A) [Ripken, Murray, Lynn]

Club Records (Season)

Most, Season 214 . . . '85
Most, Season, M.S. 101 . . . '85
Most, Season, Opp. 160 . . . '85
Most, Season, O's
& Opponents 374 . . . '85
Most, vs. One Club 32 . . . (vs. Det., 18 games) '66
26 . . . (vs. Cle. & Det., 13 games) '85

GRAND SLAM HOME RUNS

Lifetime Grand Slams by Current Orioles (Site of Slam in Parenthesis)

TOTAL	AT BAL.	PLAYER
12	7	Eddie Murray
		(1) Apr. 28, '78 vs. Chi. (Chi.) —Lerrin LaGrow (RHP)
		(2) Jul. 31, '79 vs. Mil. (Mil.) —Reggie Cleveland (RHP)
		(3) Aug. 16, '81 vs. Chi. (Bal.) —Ross Baumgarten (LHP)
		(4) Sep. 7, '81 vs. Cle. (Bal.) —Wayne Garland (RHP)
		(5) Apr. 5, '82 vs. K.C. (Bal.) —Dennis Leonard (RHP)
		(6) Aug. 26, '82 vs. Tor. (Bal.) —Ken Schrom (RHP)
		(7) Sep. 18, '83 vs. Mil. (Bal.) —Pete Ladd (RHP)
		(8) Jun. 19, '84 vs. Bos. (Bos.) —Bob Stanley (RHP)
		(9) Jul. 7, '84 vs. K.C. (Bal.) —Larry Gura (LHP)
		(10) Jul. 9, '85 vs. Min. (Bal.) —Curt Wardle (LHP)
		(11) Jul. 25, '85 vs. Chi. (Chi.) —Floyd Bannister (LHP)
		(12) Aug. 26, '85 vs. Cal. (Cal.) —Alan Fowlkes (RHP)
4	0	Fred Lynn
		(1) Jul. 15, '82 vs. Cle. (Cle.) —Rick Waits (LHP)
		(2) Apr. 27, '83 vs. Det. (Cal.) —Milt Wilcox (RHP)
		(3) All Star Game . . . Jul. 6, '83 vs. N.L. (Chi. WS) —Atlee Hammaker (S.F.) (LHP)
		(4) Jul. 6, '85 vs. K.C. (K.C.) —Joe Beckwith (RHP)
3	0	Wayne Gross
		(1) Sep. 14, '79 vs. Chi. (Chi.) —Ed Farmer (RHP) (pinch-hit)
		(2) May 27, '84 vs. Cal. (Cal.) —Mike Witt (RHP)
		(3) Sep. 17, '84 vs. N.Y. (N.Y.) —Phil Niekro (RHP)
2	0	Juan Beniquez
		(1) Jun. 29, '74 vs. Cle. (Cle.) —Jim Perry (RHP)
		(2) Aug. 17, '83 vs. Oak. (Oak.) —Mike Warren (RHP)
2	2	Cal Ripken
		(1) Sep. 14, '79 vs. N.Y. (Bal.) —Mike Morgan (RHP)
		(2) Jul. 13, '83 vs. Oak. (Bal.) —Tim Conroy (LHP)
1	0	Rick Dempsey
		Sep. 9, '79 vs. Bos. (Bos.) —Joel Finch (RHP)
1	0	John Shelby
		Aug. 29, '83 vs. K.C. (K.C.) —Keith Creel (RHP)
1	0	Mike Young
		Sep. 3, '84 vs. Det. (Det.) —Aurelio Lopez (RHP)

GRAND SLAMS BY ORIOLES 1954 thru 1985

TOTAL	AT BAL.	PLAYER	TOTAL	AT BAL.	PLAYER
12	7	Eddie Murray	2	1	Gene Woodling
7	4	Boog Powell	1	0	Luis Aparicio
6	2	Jim Gentile	1	1	Benny Ayala
6	4	Brooks Robinson	1	1	Frank Baker
5	3	Doug DeCinces	1	0	Mike Cuellar
5	5	Lee May	1	0	Rick Dempsey
5	1	Gary Roenicke	1	1	Jim Dyck
5	2	Ken Singleton	1	1	Dan Ford
5	1	Gus Triandos	1	1	Tito Francona
4	3	Terry Crowley	1	1	Dan Graham
4	3	Pat Kelly	1	1	Dave Johnson
3	2	Paul Blair	1	1	Bob Kennedy
3	2	Curt Blefary	1	0	Billy Klaus
3	1	Reggie Jackson	1	0	Fred Lynn
3	1	John Lowenstein	1	1	Curt Motton
2	1	Don Buford	1	0	Albie Pearson
2	0	Tommy Davis	1	1	Dave Philley
2	0	Fritz Connally	1	1	Merv Rettenmund
2	1	Bobby Grich	1	1	Lenn Sakata
2	0	Wayne Gross	1	0	John Shelby
2	1	Elrod Hendricks	1	1	Dick Williams
2	2	Dave McNally	1	0	Earl Williams
2	2	Joe Nolan	1	0	Mike Young
2	2	Cal Ripken			
2	0	Frank Robinson			
2	0	Billy Smith			
			123	64	Orioles Totals

GRAND SLAM NOTES

O's Led Majors Last 5 Years: The O's have led the major leagues (or tied for the lead) in grand slams in each of the past five years: '81 (5); '82 (8); '83 (8—tied with Angels); '84 (8); '85 (7).

In that span, the O's have hit 36 grand slams while the Angels rank 2nd with 23, followed by Pittsburgh (18) and Boston (16). Over the five years, O's pitchers have yielded only 12 bases loaded home runs, including 3 in '85.

Home & Road: In '81-'82, the O's hit 13 slams, 12 of them at Memorial Stadium, but in the last 3 years have hit 16 on the road and only 7 at home.

Eddie Murray has already hit 12 grand slams, including 3 last year, in his 9 year career and ranks in a 6-way tie for 11th place on the all-time list (see **Murray's** biog for the complete list), topped by **Lou Gehrig's** 28. Only one active player, **Dave Kingman** (14) has more, and the Mets' **George Foster** also has 12.

Thru the Years: In 32 years ('54-'85), the O's have "out-slammed" their opponents 123-69 (including a 64-31 advantage at Baltimore).

Gentile Hit Record 5 in '61: **Jim Gentile** set an American League record and tied the major league standard in '61 when he hit 5 bases loaded home runs. The only prior player to reach that total was the Cubs' **Ernie Banks** in '55.

Two in a Game: Only 7 players have hit two grand slams in one game in baseball history and only 3 have hit them on consecutive at bats. In both situations, two of them were Orioles: **Gentile** hit two in a row at Minnesota on May 9, '61 (Metropolitan Stadium off **Pete Ramos** and **Paul Giel**), and **Frank Robinson** did the same on June 26, '70 at RFK Stadium in Washington (off **Joe Coleman, Jr.** and **Joe Grzenda**).

Another Oriole who came close was **Brooks Robinson** who, in 1962 on May 6 (Dodger Stadium) and May 9 (Memorial Stadium), hit bases loaded homers in back-to-back games.

Post-Season Slams-Slugging Pitchers: Only two pitchers have ever hit grand slam home runs in post-season play. Both were Orioles at the time, and both did it in 1970. In game one of the '70 ALCS, **Mike Cuellar** hit one off the Twins' **Jim Perry** (at Minny) and in the 3rd game of the World Series vs. the Reds, **Dave McNally** found the range off **Wayne Granger** (at Baltimore).

The blast by **Cuellar** was the only ALCS grand slam ever until **Don Baylor** hit one for the Angels vs. Milwaukee in '82 (off **Moose Haas**) . . . Only two bases loaded homers have ever been hit in NLCS play: the Dodgers' **Ron Cey** and **Dusty Baker** in '77.

Opponents: Seven opponents have hit two career slams each against the O's. Nobody has hit more . . . Three have hit two at Memorial Stadium: **Roy Sievers** (Was.), **Moose Skowron** (N.Y.), **Mike Epstein** (Was.).

Grand Slam Notes (Cont.)

There have been 10 alien pitchers to throw up two grand slams each to Baltimore batters, including three still active: **Aurelio Lopez** (Det.) to **John Lowenstein** ('83) and **Mike Young** ('84), both at Detroit; **Don Aase** (Cal.) to **Lee May** ('79) and **Doug DeCinces** ('81), both at Baltimore; **Lamar Hoyt** (Chi.) to **Terry Crowley** ('80) and **DeCinces** ('81), both at Baltimore.

Orioles "Gophers:" Among Orioles pitchers, **Milt Pappas** was the most generous. He gave up 6 bases loaded homers during his tenure in Baltimore while **Dave McNally** was victimized 4 times. On the other hand, **Jim Palmer** never allowed a slam in 558 games spanning nearly 4,000 innings. Among current O's, **Dennis Martinez** has thrown up the most—3.

PITCHING

Individual (Game & Season)

Most Strikeouts, Game	14*	Bob Turley—Apr. 21, '54 vs. Cle. (H)
		Connie Johnson—Sep. 2, '57 vs. N.Y. (H)
		Mike Boddicker—Oct. 6, '83 vs. Chi.—ALCS #2—(H)
Most Bases on Balls, Game	12**	Jack Fisher—Aug. 4, '61† vs. L.A. (A), 9 inn.
Most Inn. Pitched, Game	16	Jerry Walker—Sep. 11, '59 vs. Chi. (H)
Most Consec. Shutout Inn.	36	Hal Brown—Jul. 7 to Aug. 8, '61
Most Consec. Shutouts	3	Jack Fisher—1960; Hal Brown—1961; Milt Pappas—1964; Tom Phoebus—1967; Jim Palmer—1978
Most Consecutive Wins	17	Dave McNally—Sep. 22, '68 to Aug. 3, '69
Most Consecutive Wins, One Season	15	Dave McNally—Apr. 12 to Aug. 3, '69
Most Wins, One Day	2	Wes Stock—May 26, '63 vs. Cle. (A)
Most Wins vs. One Club, Season	6	Wally Bunker—vs. K.C., '64
Most Losses vs. One Club, Season	5	Don Larsen—1954 vs. Chi. Joe Coleman—1954 vs. N.Y. Jim Wilson—1955 vs. Cle.
Most Wins by Opp., Season	6	Bud Daley, K.C.—1959
Most Wins by Opp., Season (Since '61 Expansion)	5	Joe Coleman, Jr., Det.—1973 Pat Dobson, Cle.—1976
Most Losses by Opponent, Season	5	Ned Garver, K.C.—1957 Dick Stigman, Min.—1963 Stan Williams, Cle.—1969 "Catfish" Hunter, N.Y.—1976

Individual Pitching by Season

Most Games	76	Tippy Martinez	1982
Most Games Started	40	Dave McNally	1969-70
		Mike Cuellar	1970
Most Complete Games	25	Jim Palmer	1975
Most Games Finished	59	Stu Miller	1963
Most Wins	25	Steve Stone	1980
Most Losses	21	Don Larsen (W-3)	1954
Best Won-Lost Pct.	.608 (21-5)	Dave McNally	1971
Most Bases on Balls	181	Bob Turley	1954
Most Strikeouts	202	Dave McNally	1968
Most Innings Pitched	323	Jim Palmer	1975
Most Shutouts	10	Jim Palmer	1975
Most Home Runs Allowed	35	Robin Roberts	1963
Least Home Runs Allowed (by qualifier)	8	Milt Pappas (209 ip)	1959
		Billy Loes (155 ip)	1957
Lowest ERA (by qualifier)	1.95	Dave McNally	1968
Highest ERA (by qualifier)	5.15	Dennis Martinez	1985
Most Saves	26	Tim Stoddard	1980
Most Wins, Reliever	14	Stu Miller	1965
Most Relief Points (wins + saves)	(14 + 24) 38	Stu Miller	1965
Most Innings Pitched by Reliever	140.1	Sammy Stewart	1983

* Club record is 21 set by 5 pitchers [Steve Barber, Wally Bunker, Eddie Watt, Eddie Fisher & Stu Miller] on Jun. 4, '67 vs. Wash. (H)—19 innings.

** Club record is 14 set by 3 pitchers [Bruce Howard—6, Gene Brabender—5, & Eddie Watt—3] on Apr. 30, '68 vs. N.Y. (H)

† Paul Richards' last game as O's manager... Ed Hurley was plate umpire.

Club Pitching By Season

Most Consecutive Shutouts	5*	Sep. 2 thru 6, '74 (Grimley, Cuellar, Palmer, McNally, Cuellar)
Most Consecutive Shutout Innings	54*	Sep. 1 (from 9th inn.) to 7 (thru 8th inn.), '74
Most Complete Gms, Season	71	1971
Most Consecutive Complete Games	7	May 1 thru 7, '68
Most Shutouts, Season	21	1961
Most Strikeouts, Season	1070	1966
Most Bases on Balls, Season	688	1954
Fewest Bases on Balls, Season	395	1972
Lowest ERA, Season	2.53	1972
Highest ERA, Season	4.38	1985
Most Runs Allowed, Season	764	1985
Most Home Runs Allowed, Season	160	1985
Fewest Home Runs Allowed, Full Season	78	1954

* American League Record

20-Game Winners

YEAR	PITCHER	RECORD	YEAR	PITCHER	RECORD
1963	Steve Barber	20-13	1974	Mike Cuellar	22-10
1968	Dave McNally	22-10	1975	Jim Palmer	23-11
1969	Dave McNally	20-7		Mike Torrez	20-9
	Mike Cuellar	23-11	1976	Jim Palmer	22-13
1970	Dave McNally	24-9		Wayne Garland	20-7
	Mike Cuellar	24-8	1977	Jim Palmer	20-11
	Jim Palmer	20-10	1978	Jim Palmer	21-12
1971	Dave McNally	21-5	1979	Mike Flanagan	23-9
	Mike Cuellar	20-9	1980	Steve Stone	25-7
	Jim Palmer	20-9		Scott McGregor	20-8
	Pat Dobson	20-8	1984	Mike Boddicker	20-11
1972	Jim Palmer	21-10			
1973	Jim Palmer	22-9			

Notes on 20-Game Winners

Baltimore pitchers have produced 23 20-game seasons in the past 18 years (starting '68), far and away the most in the majors over that period.

From '68 thru '80, a span of 13 years, at least one Oriole pitcher accumulated 20 or more victories to set a major league record. The old standard was 12 by the New York Giants from '03 to '14, a mark single-handedly assured by **Christy Mathewson** who won 20+ in each of those years.

In 1971 four Baltimore pitchers reached the 20-win plateau. The only other foursome in the entire history of major league baseball to have achieved the feat was a quartet from the 1920 White Sox (51 years earlier): **Urban "Red" Faber**-23, **Claude Williams**-22, **Dickie Kerr**-21 and **Ed Cicotte**-21. Despite that achievement, the White Sox finished second that year, two games behind Cleveland.

The four Orioles all won their 20th games within 6 days: **McNally** was the first on 9/21; then in a series in Cleveland, the other three joined him: **Cuellar** (9/24—first game-clinched division title), **Dobson** (9/24—2nd game), and **Palmer** (9/26).

Stone was the earliest 20-game winner in club history, winning his 20th game on August 19 en route to a team record 25 victories in '80. Three other Orioles' hurlers have recorded their 20th wins in August: **McNally** (8/25) and **Cuellar** (8/27) in '71 and **Palmer** (8/30) in '75.

The first Oriole to win 20, and the only one in the club's first 14 seasons in Baltimore ('54 thru '67) was lefthander **Steve Barber** in '63.

LOW HIT GAMES

No-Hit Games (4)

Hoyt Wilhelm, vs. N.Y., 9/20/58 (H)
 * Steve Barber-Stu Miller, vs. Det.,
 4/30/67 (H)
 Tom Phoebus, vs. Bos., 4/27/68 (H)
 Jim Palmer, vs. Oak., 8/13/68 (H)

One-Hit Games (27)

Joe Coleman, vs. N.Y., 9/9/54 (H)
 §C. Johnson-G. Zuverink, vs. Chi.,
 6/21/56 (A)
 Hoyt Wilhelm, vs. N.Y., 5/22/59 (H)
 Steve Barber, vs. K.C., 7/28/60 (H)
 Billy Hoelt, vs. Was., 8/19/61 (A)
 Wally Bunker, vs. Was., 5/5/64 (H)
 Wally Bunker, vs. K.C., 7/3/64 (H)
 Milt Pappas, vs. Min., 9/2/64 (A)
 §Frank Bertina, vs. K.C., 9/12/64 (H)

One-Hit Game (Cont.)

Dave McNally, vs. Was., 10/1/64 (H)
 Steve Barber, vs. N.Y., 5/12/67 (A)
 Jim Palmer, vs. N.Y., 4/16/67 (A)
 Dave Leonhard, vs. Det., 5/6/68 (H)
 Dave McNally, vs. Min., 5/15/69 (A)
 Mike Cuellar, vs. Min., 8/10/69 (H)
 Mike Cuellar, vs. K.C., 5/12/71 (H)
 Jim Palmer, vs. Cle., 7/27/73 (H)
 Mike Cuellar, vs. Cal., 5/31/75 (A)
 Jim Palmer, vs. K.C., 6/8/75 (H)
 Mike Cuellar, vs. Mil., 7/26/75 (A)
 Jim Palmer, vs. Min., 8/10/76 (H)
 S. Stone-T. Martinez vs. Mil., 7/30/79 (A)
 Jim Palmer, vs. Min., 9/4/82 (H)
 Boddicker-Stewart-T. Martinez vs. N.Y.,
 10/2/83 (H)
 Boddicker, vs. Tor., 8/13/84 (A)
 D. Martinez, vs. Cal., 6/5/85 (H)

* Orioles lost, 2-1, when Tigers scored twice in top of 9th inning... First Detroit run scored on Barber's wild pitch and deciding run scored on error.
 §Johnson and Zuverink were beaten by Jack Harshman who also pitched one-hitter... Bertina defeated Bob Meyer who also threw one-hitter... Score in both games was 1-0.

LONG GAMES BY ORIOLES PITCHERS

IP	PITCHER	OPPONENT	DATE	W/L/ND	CG/SHO
16	Jerry Walker	Chi.	9/11/59	W, 1-0	CG/SHO
15	Ray Moore	Det.	5/21/57	ND	
14	Ross Grimsley	N.Y.	9/11/74	ND	
13.1	Robin Roberts	K.C.	6/30/63	L, 1-3	CG
13	Jim Wilson	Cle.	5/31/55	L, 1-2	CG
	Billy O'Dell	Cle.	5/ 3/58	W, 3-2	CG

1954 thru 1985 FIELDING

Club-By Season

Most Double Plays 189 . . . 1977	Most Passed Balls 49† . . . 1959
Most Errors 167 . . . 1955	Highest Fielding Pct. 9849‡ . . . 1980
Fewest Errors 95* . . . 1964	Most Consecutive
. 1980	Errorless Games 10 . . . 1962
Most Errorless Games 92** . . . 1980	

Club-By Game

Most Errors 6 . . . May 19, '74 vs. Bos. (H) and June 9, '83 vs. Mil. (H)

* Major League record—tied with 1977 Cincinnati Reds
 † Major League record
 ** A.L. record
 ‡ Modern Major League record (since 1900)

Individual A.L. and M.L. Fielding Records

SECOND BASE

Most Consec. Errorless Games, Season . . . 86 (AL) . . . Rich Dauer (Apr. 10 thru Sep. 29, '78)	
Most Consec. Errorless Games, League . . . 89 (AL) . . . Jerry Adair (Jul. 22, '64 thru May 6, '65)	
Most Consec. Errorless Chances, Season 425 (AL) . . . Rich Dauer (Apr. 10 thru Sep. 30 [part], '78)	
Most Consec. Errorless Chances, League 458 (AL) . . . Jerry Adair (Jul. 22, '64 thru May 6, '65)	
Most Putouts, Season 484 (ML) . . . Bobby Grich '74	
Most Games, Season 162 (AL-tie) . . . Bobby Grich '73	
Highest Fielding Avg., Season995 (ML) . . . Bobby Grich '73	
(150 or more games)	
Fewest Errors, Season 5* Jerry Adair '64	
(150 or more games) Bobby Grich '73

THIRD BASE

Most Seasons 23 (ML)	B. Robinson
Highest Fielding Avg., Lifetime971 (ML)	B. Robinson
(1,000 or more games)	
Most Games, Lifetime 2,870 (ML)	B. Robinson
Most Putouts, Lifetime 2,697 (ML)	B. Robinson
Most Assists, Lifetime 6,205 (ML)	B. Robinson
Most Chances, Lifetime 8,902 (ML)	B. Robinson
Most Double Plays, Lifetime 618 (ML)	B. Robinson
Most Yrs. Leading Lge. in Fldg. Avg. 11 (AL)	B. Robinson
Most Yrs. Leading Lge. in Games 8 (ML)	B. Robinson
Most Yrs. Leading Lge. in Assists 8 (ML)	B. Robinson
Most Yrs. Leading Lge. in Chances 8†(AL-tie)	B. Robinson
Most Games, Season 163 (AL)	B. Robinson—'61, '64

SHORTSTOPS

Highest Fielding Avg. Lifetime977 (AL)	Mark Belanger
(1,000 or more games)	
Most Games, Season 162 (AL-tie)	Cal Ripken '83, '84
Most Assists, Season 583 (AL)	Cal Ripken '84

OUTFIELDERS

Highest Fielding Avg. Season 1.000‡(ML-tie)	Russ Snyder '65
(100 or more games)	Gary Roenicke '80
	John Lowenstein '82

CATCHERS

Most Passed Balls, Inning 3‡(AL)	Gus Triandos (5/4/60)
	Joe Ginsberg (5/10/60)
	Charlie Lau (6/14/62)

PITCHERS

Most Putouts, Lifetime 292 (AL)	Jim Palmer
---	------------

* Also held by Joe Morgan (Cin.) 1977
 † Also held by Frank "Home Run" Baker
 ‡ Held by many

GENERAL CLUB RECORDS

Longest Win Streak 14 . . . Sep. 20, '70 thru Apr. 10, '71	
	Aug. 12, '73 thru Aug. 27, '73
Longest Win Streak, Season 14 . . . Aug. 12 thru Aug. 27, '73	
Longest Losing Streak 14 . . . Aug. 11 thru Aug. 25, '54	
Longest Game, By Innings 19 . . . Jun. 4, '67 vs. Was. (H)	
	[Bal.-7, Was.-5]
Longest Game, By Time 5:27 . . . Aug. 25, '68 vs. Bos. (H)	
	[18 inn., Bal-3, Bos.-2]
	3:56 . . . Apr. 14, '83 vs. Chi. (H)
	[9 inn., Chi.-12, Bal.-11]
Shortest Game, By Time 1:32 . . . Sep. 26, '62 vs. K.C. (H)	
	[9 inn., Bal-3, K.C.-0, Big League debut—McNally, Etchebarren]
Most Players, Game 24 . . . Sep. 7, '58 vs. Bos. (H) [10 inn.]	
Most Players, Game, Both Clubs 43 . . . Sep. 8, '85 vs. Cal. (H) [11 inn.]	
Most Wins vs. One Club, Season 16 . . . vs. K.C. A's ('57) & Bos. ('60)	
	15 . . . Since '61 Expansion (to 162 games): vs. Was. ('63) & N.Y. ('66)
Most Consecutive Wins vs. One Club 23† . . . vs. K.C. Royals (May 10, '69 thru Aug. 2, '70)	
Most Losses vs. One Club, Season 19 . . . to Cle. ('54, '55), to N.Y. ('55)	
Most Night Games Won, Season 79† . . . 1980	
Most Games, Season 163 . . . 1961, 1964, 1982	
Most One-Run Games, Seas. 63 . . . 1978	
Most One-Run Wins, Seas. 40* . . . 1970, 1974	
Most One-Run Losses, Seas. 33 . . . 1967	
Most One & Two-Run Games, Seas. 97 . . . 1978	
Most One & Two-Run Wins, Seas. 60 . . . 1970	
Most Extra Inning Games, Seas. 27 . . . 1957	
Most Extra Inning Wins, Seas. 16 . . . 1970	
Most Extra Inning Losses, Season 13 . . . 1962	
Most Doubleheaders, Season 32 . . . 1955	
Most Doubleheaders Sweeps, Seas. 9 . . . 1965	
Most Wins, Home Stand 11 . . . 3 Times ('60, '73, '78)	
	'60 (11-3), '73 (11-1), '78 (11-4)
Most Wins, Road Trip 12 . . . June 15, thru 30, '66 (12-5)	
	11 . . . 3 Times ('61-twice, '78)
Most Losses, Home Stand 13 . . . July 26 thru Aug. 15, '55 (8-13)	
Most Losses, Road Trip 19 . . . July 5 thru 25, '54 (3-19)	
Longest Home Stand, Games 21 . . . '55 (Jul. 26 thru Aug. 15, 21 days), 8-13	
	'56 (May 25 thru June 13, 20 days), 10-11
Longest Road Trip, Games 22 . . . '54 (Jul. 5 thru 25, 21 days), 3-19	

† Major League record

* American League record

ALL TIME ORIOLES ROSTER MANAGERS, COACHES AND PLAYERS 1954 thru 1985

MANAGERS

ALTOBELLI, Joe ('83-'85)
BAUER, Hank ('64-'68)
DYKES, Jimmie ('54)
HARRIS, Luman (Sep. '61)
HITCHCOCK, Bill ('62-'63)
RICHARDS, Paul ('55-'61)
WEAVER, Earl (July, '68-'82; June, '85-)

COACHES

ADAIR, Jimmy ('60-'61)
APPLING, Luke ('63)
BAMBERGER, George ('68-'77)
BAUER, Hank ('63)
BRECHEN, Harry ('54-'67)
BUSBY, Jim ('61)
CROWLEY, Terry ('84-)
ERMER, Cal ('62)
FREY, Jim ('70-'79)
HARRIS, Luman ('55-'61)
HENDRICKS, Elrod ('78-)
HOSCHKEIT, Vern ('68)
HUNTER, Bill ('64-'77)
JOHNSON, Darrell ('62)
LOLLAR, Sherman ('64-'67)
LAU, Charlie ('69)
MILLER, Ray ('78-'85)
OLIVER, Tom ('54)
RIPKEN, Cal ('76-)
ROBINSON, Brooks ('77)
ROBINSON, Eddie ('59)
ROBINSON, Frank ('78-'80; '85-)
ROWE, Ken ('85-)
ROWE, Ralph ('81-'84)
SCARBOROUGH, Ray ('68)
SKAFF, Frank ('54)
STALLER, George ('62, '68-'75)
VINCENT, Al ('55-'59)
WEAVER, Earl ('68)
WILLIAMS, Jimmy ('81-)
WOODLING, Gene ('64-'67)

PLAYERS

A
AASE, Don ('85-)—rhp
ABRAMS, Cal ('54-'55)—of
ADAIR, Jerry ('58-'66)—2b
ADAMS, Bobby ('56) —2b
ADAMSON, Mike ('67-rhp
ALEXANDER, Bob ('55)—rhp
ALEXANDER, Doyle ('72-'76)—rhp
ANDERSON, John ('60)—rhp
ANDERSON, Mike ('78)—of
APARICIO, Luis ('63-'67)—ss
AYALA, Bobby ('59)—2b
AYALA, Benny ('79-'84)—of
B
BAILOR, Bob ('75-'76)—if
BAKER, Frank ('73-'74)—if
BAMBERGER, George ('59)—rhp
BARBER, Steve ('60-'67)—lhp
BARKER, Ray ('60) —1b
BARNOWSKI, Ed ('65-'66)—rhp
BAYLOR, Don ('70-'75)—of
BEAMON, Charlie ('56-'58)—rhp
BEENE, Fred ('68-'70)—rhp
BELANGER, Mark ('65-'81)—ss
BELL, Eric ('85)—lhp
BERRY, Connie ('54)—if
BERTAINA, Frank ('64-'67; '69)—lhp
BESANA, Fred ('56)—lhp
BICKFORD, Vern ('54)—rhp
BIRRE, Werner "Babe" ('56)—rhp
BLAIR, Paul ('64-'76)—of
BLEFARY, Curt ('65-'68)—of-1b
BLYZKA, Mike ('54)—rhp
BODDICKER, Mike ('80)—rhp
BONNER, Bob ('80-'83)—if
BOSWELL, Dave ('71)—rhp
BOWENS, Sam ('63-'67)—of
BOYD, Bob ('56-'60)—1b
BRABENDER, Gene ('66-'68)—rhp
BRANDT, Jack ('60-'65)—of
BREEDING, Marv ('60-'62)—2b
BRIDEWESER, Jim ('54-'57)—ss
BRILES, Nelson ('77-'78)—rhp
BROWN, Dick ('63-'65)—c
BROWN, Hal ('55-'62)—rhp
BROWN, Larry ('73)—if

BROWN, Mark ('84)—rhp
BRUNET, George ('63)—lhp
BUFORD, Don ('68-'72)—of
BUMBRY, Al ('72-'84)—of
BUNKER, Wally ('63-'68)—rhp
BURKE, Leo ('58-'59)—of
BURNSIDE, Pete ('63)—lhp
BUSBY, Jim ('57-'58; '60-'61)—of
BUZHARDT, John ('67)—rhp
BYRD, Harry ('55)—rhp

C

CABELL, Enos ('72-'74)—if
CARRASQUEL, Chico ('59)—ss
CARREON, Camilo ('66)—c
CASTLEMAN, Foster ('58)—if
CAUSEY, Wayne ('55-'57)—2b
CECCARELLI, Art ('57)—lhp
CHAKALES, Bob ('54)—rhp
CHEVEZ, Tony ('77)—rhp
CHISM, Tom ('79)—1b
CIMOLI, Gino ('64)—of
COAN, Gil ('54-'55)—of
COGGINS, Rich ('72-'74)—of
COLEMAN, Joe ('54-'55)—rhp
COLEMAN, Walter "Rip" ('59-'60)—lhp
CONNALLY, Fritz ('85)—3b
CONSUEGRA, Sandy ('56-'57)—rhp
COREY, Mark ('79-'81)—of
COURTNEY, Clint ('54; '60-'61)—c
COX, Billy ('55)—3b
CRISCIONE, Dave ('77)—c
CROWLEY, Terry ('69-'73; '76, '77-'82)—1b-of
CRUZ, Todd ('83-'84)—3b-ss
CUELLAR, Mike ('69-'76)—lhp

D

DAGRES, Angelo ('55)—of
DALRYMPLE, Clay ('69-'71)—c
DAUER, Rich ('76-'85)—2b
DAVANON, Jerry ('71)—if
DAVIS, Storm ('82)—lhp
DAVIS, Tommy ('72-'75)—of-1b
DeCINCES, Doug ('73-'81)—3b
DELOCK, Ike ('63)—rhp
DEMPSEY, Rick ('76)—c
DIERING, Chuck ('54-'56)—of
DILLMAN, Bill ('67)—rhp
DIMMEL, Mike ('77-'78)—of
DIXON, Ken ('84)—rhp
DOBSON, Pat ('71-'72)—rhp
DORISH, Harry ('55-'56)—rhp
DRABOWSKY, Moe ('66-'68; '70)—rhp
DRAGO, Dick ('77)—rhp
DROPO, Walt ('59-'61)—1b
DUKES, Tom ('71)—rhp
DUNCAN, Dave ('75-'76)—c
DUREN, Ryne ('54)—rhp
DURHAM, Joe ('54, '57)—of
DWEYER, Jim ('81)—of
DYCK, Jim ('55-'56)—if

E

EPSTEIN, Mike ('66-'67)—1b
ESSEGAN, Chuck ('61)—of
ESTRADA, Chuck ('60-'64)—rhp
ETCHEBARREN, Andy ('62; '65-'75)—c
EVERS, Walter "Hoot" ('55-'56)—of

F

FARMER, Ed ('77)—rhp
FERNANDEZ, Chico ('68)—if
FERRARESE, Don ('55-'57)—lhp
FINIGAN, Jim ('59)—3b
FIORE, Mike ('68)—1b
FISHER, Eddie ('65-'67)—rhp
FISHER, Jack ('59-'62)—rhp
FISHER, Tom ('67)—rhp
FLANAGAN, Mike ('75)—lhp
FLINN, John ('78-'79; '82)—rhp
FLOYD, Bob ('68-'70)—if
FOILES, Hank ('61)—c
FORD, Dan ('82-'85)—of
FORD, Dave ('78-'81)—rhp
FORNIELES, Mike ('56-'57)—rhp
FOX, Howie ('54)—rhp
FRANCONA, Tito ('56-'57)—of-1b
FRAZIER, Joe ('56)—of
FREED, Roger ('70)—1b-of

ALL TIME ORIOLES ROSTER MANAGERS, COACHES AND PLAYERS 1954 thru 1985

FRIDLEY, Jim ('54)—of
FULLER, Jim ('73-'74)—of

G

GAINES, Joe ('63-'64)—of
GARCIA, Kiko ('76-'80)—ss
GARCIA, Vinicio ('54)—2b
GARDNER, Billy ('56-'59)—2b
GARLAND, Wayne ('73-'76)—rhp
GASTALL, Tom ('55-'56)—c
GENTILE, Jim ('60-'63)—1b
GILLIFORD, Paul ('67)—lhp
GINSBERG, Joe ('56-'60)—c
GOODMAN, Billy ('57)—if
GRAHAM, Dan ('80-'81)—c
GRAY, Ted ('55)—lhp
GREEN, Gene ('60)—of-c
GREEN, Lenny ('57-'59; '64)—of
GRICH, Bob ('70-'76)—2b
GRIMSLEY, Ross ('74-'77; '82)—lhp
GROSS, Wayne ('84)—3b
GULLIVER, Glenn ('82-'83)—3b

H

HABYAN, John ('85)—rhp
HADDIX, Harvey ('64-'65)—lhp
HALE, Bob ('55-'59)—1b
HALL, Dick ('61-'66; '69-'71)—rhp
HAMRIC, Bert ('58)—of
HANEY, Larry ('66-'68)—c
HANSEN, Ron ('58-'62)—ss
HARDIN, Jim ('67-'71)—rhp
HARLOW, Larry ('75; '77-'79)—of
HARPER, Tommy ('76)—of
HARRISON, Bob ('55-'56)—rhp
HARRISON, Roric ('72)—rhp
HARSHMAN, Jack ('58-'59)—lhp
HARTZELL, Paul ('80)—rhp
HATTON, Grady ('56)—if
HAVENS, Brad ('85)—lhp
HAZEWOOD, Drungo ('80)—of
HEARD, Jehosie ('54)—lhp
HELD, Mel ('56)—rhp
HELD, Woodie ('66-'67)—if-of
HENDRICKS, Elrod ('68-'72; '73-'76; '78-'79)—c
HERNANDEZ, Leo ('82-'83; '85)—3b
HERZOG, "Whitey" ('61-'62)—of
HOEFT, Billy ('59-'62)—lhp
HOLDSWORTH, Fred ('76-'77)—rhp
HOLTZMAN, Ken ('76)—lhp
HOOD, Don ('73-'74)—lhp
HOUTTEMEN, Art ('57)—rhp
HOWARD, Bruce ('68)—rhp
HUFFMAN, Phil ('85)—rhp
HUNTER, Bill ('54)—ss
HUPPERT, Dave ('83)—c
HUTTO, Jim ('75)—c
HYDE, Dick ('61)—rhp

J

JACKSON, Grant ('71-'76)—rhp
JACKSON, Lou ('64)—of
JACKSON, Reggie ('76)—of
JACKSON, Ron ('84)—3b
JEFFERSON, Jesse ('73-'75)—rhp
JOHNSON, Bob ('63-'67)—if
JOHNSON, Connie ('56-'58)—rhp
JOHNSON, Darrell ('62)—c
JOHNSON, Dave ('65-'72)—2b
JOHNSON, David ('74-'75)—rhp
JOHNSON, Don ('55)—rhp
JOHNSON, Ernie ('59)—rhp
JONES, Gordon ('60-'61)—rhp
JONES, Sam ('64)—rhp

K

KELL, George ('56-'57)—3b
KELLERT, Frank ('54)—1b
KELLY, Pat ('77-'80)—of
KENNEDY, Bob ('54-'55)—3b
KERRIGAN, Joe ('78; '80)—rhp
KIRKLAND, Willie ('64)—of
KLAUS, Billy ('59-'60)—if
KNOWLES, Darold ('65)—lhp
KOKOS, Dick ('54)—lhp
KOSLO, Dick ('54)—lhp
KRENCHICKI, Wayne ('79-'81)—if
KRETLOW, Lou ('54-'55)—rhp
KRZYHOSKI, Dick ('54)—1b
KUZAVA, Bob ('54-'55)—lhp

L

LACY, Lee ('85)—of
LANDRITH, Hobie ('62-'63)—c
LANDRUM, Tito ('83)—of
LARSEN, Don ('54; '65)—rhp
LAU, Charlie ('61-'63; '64-'67)—c
LEHEW, Jim ('61-'62)—rhp
LEHMAN, Ken ('57-'58)—lhp
LENHARDT, Don ('54)—of
LEONHARD, Dave ('67-'72)—rhp
LEPPERT, Don ('55)—2b
LITTLEFIELD, Dick ('54)—lhp
LOCKE, Charlie ('55)—rhp
LOCKMAN, Whitey ('59)—1b
LOES, Billy ('56-'59)—rhp
LOPAT, Eddie ('55)—lhp
LOPEZ, Carlos ('76)—of
LOPEZ, Marcelino ('67; '69-'70)—lhp
LOWENSTEIN, John ('79-'84)—of
LUEBBER, Steve ('81)—rhp
LUEBKE, Dick ('62)—lhp
LYNN, Fred ('85)—of

M

MABE, Bobbie ('60)—rhp
MADDOX, Elliott ('77)—of-3b
MAJESKI, Hank ('55)—3b
MARQUIS, Roger ('55)—of
MARSH, Fred ('55-'56)—if
MARSHALL, Jim ('58)—1b
MARTIN, Morrie ('56)—lhp
MARTINEZ, Dennis ('76)—rhp
MARTINEZ, Tippy ('76)—lhp
MATCHICK, Tom ('72)—3b
MAXWELL, Charlie ('55)—of
MAY, Dave ('67-'70)—of
MAY, Lee ('75-'80)—1b
MAY, Rudy ('76-'77)—lhp
MELE, Sam ('54)—of
MIKISIS, Eddie ('57-'58)—if
MILLER, Bill ('55)—lhp
MILLER, Dyer ('75-'77)—rhp
MILLER, John ('62-'63; '65-'67)—rhp
MILLER, Randy ('77)—rhp
MILLER, Stu ('63-'67)—rhp
MIRABELLA, Paul ('83)—lhp
MIRANDA, Willie ('55-'59)—ss
MITCHELL, Paul ('75)—rhp
MOELLER, Ron ('56-'58)—lhp
MOLINARO, Bob ('79)—of
MOORE, Ray ('55-'57)—rhp
MORA, Andres ('76-'78)—of
MORALES, Jose ('81-'82)—c-ph
MOROGIELLO, Dan ('83)—lhp
MORRIS, John ('67-'71; '73-'74)—of
MOSS, Les ('54-'55)—c
MOTTON, Curt ('67-'71; '73-'74)—of
MURRAY, Eddie ('77)—1b
MURRAY, Ray ('75)—c
MUSER, Tony ('75-'77)—1b

Mc

McCORMICK, Mike ('63-'64)—lhp
McDONALD, Jim ('55)—rhp
McGREGOR, Scott ('76)—lhp
McGUIRE, Mickey ('62; '67)—if
McNALLY, Dave ('62-'74)—lhp

N

NARUM, Buster ('63)—rhp
NELSON, Bob ('55-'57)—of
NELSON, Roger ('68)—rhp
NICHOLSON, Dave ('60; '62)—of
NIEMAN, Bob ('56-'59)—of
NOLAN, Joe ('82-'85)—c
NORDBROOK, Tim ('74-'76)—if
NORTHUP, Jim ('74-'75)—of

O

OATES, Johnny ('70-'72)—c
O'DELL, Billy ('54; '56-'59)—lhp
O'DONOGHUE, John ('68)—lhp
OERTEL, Chuck ('58)—of
OLIVER, Bob ('74)—of
O'MALLEY, Tom ('85)—3b
ORSINO, John ('63-'65)—c

P

PACELLA, John ('84)—rhp
PAGAN, Dave ('76)—rhp
PALICA, Erv ('55-'56)—rhp

ALL TIME ORIOLES ROSTER MANAGERS, COACHES AND PLAYERS 1954 thru 1985

PALMER, Jim ('65-'67; '69-'84)-rhp
PAPA, John ('61-'62)-rhp
PAPPAS, Milt ('57-'65)-rhp
PARDO, Al ('85)-c
PARIS, Kelly ('85)-if
PARROTT, Mike ('77)-rhp
PATTON, Tom ('57)-c
PEARSON, Albie ('59-'60)-of
PENA, Orlando ('71-'73)-rhp
PETERSON, Buddy ('57)-if
PHILLEY, Dave ('55-'56; '60-'61)-of-1b
PHOEBUS, Tom ('66-'70)-rhp
PILARCIK, Al ('57-'60)-of
PILLETTE, Duane ('54-'55)-rhp
PINIELLA, Lou ('64)-of
POPE, Dave ('55-'56)-of
PORTOCARRERO, Arnie ('58-'60)-rhp
POWELL, Boog ('61-'74)-1b
POWERS, John ('60)-of
POWIS, Carl ('57)-of
PYBURN, Jim ('55-'57)-of

Q

QUIRK, Art ('62)-lhp

R

RAMIREZ, Allan ('83)-rhp
RAYFORD, Floyd ('80; '82; '84)-3b-c
REINBACH, Mike ('74)-of
RETTENMUND, Merv ('68; '73)-of
REYNOLDS, Bob ('72-'75)-rhp
RICE, Del ('60)-c
RICHERT, Pete ('67-'71)-lhp
RIKERT, Jeff ('79)-lhp
RIPKEN, Cal, Jr. ('81)-ss
ROBERTS, Robin ('62-'65)-rhp
ROBINSON, Brooks ('55-'77)-3b
ROBINSON, Earl ('61-'62; '64)-of
ROBINSON, Eddie ('57)-1b
ROBINSON, Frank ('66-'71)-of
ROBLES, Sergio ('72-'73)-c
RODRIGUEZ, Aurelio ('83)-3b
RODRIGUEZ, Vic ('84)-2b
ROENICKE, Gary ('78-'85)-of
ROGOVIN, Saul ('55)-rhp
ROWE, Ken ('64-'65)-rhp
ROYSTER, Willie ('81)-c
ROZNOVSKY, Vic ('66-'67)-c
RUDOLPH, Ken ('77)-c

S

SAKATA, Lenn ('80-'85)-2b
SALMON, Chico ('69-'72)-if
SANCHEZ, Orlando ('84)-c
SAVERINE, Bob ('59; '62-'64)-if
SCHALLOCK, Art ('55)-lhp
SCHMITZ, Johnny ('56)-rhp
SCHNEIDER, Jeff ('81)-lhp
SCOTT, Mickey ('72-'73)-lhp
SEGRIST, Kal ('55)-if
SEVERINSEN, Al ('69)-rhp
SHEETS, Larry ('84)-of
SHELBY, John ('81)-of
SHETRONE, Barry ('59-'60; '62)-of
SHOPAY, Tom ('71-'72; '75-'77)-of
SHORT, Billy ('62; '66)-lhp
SIEBERN, Norm ('64-'65)-1b
SINGLETON, Ken ('75-'84)-of
SKAGGS, Dave ('77-'80)-c
SLEATER, Lou ('58)-lhp

The list above contains only those who appeared for Orioles in at least one regular season game. Larry Doby for example, was on roster during winter of '57-'58 but was traded before season started. Johnny Pesky, Bruce Swango and others were with club during a season but did not appear in any games.

SMITH, Al ('63)-of
SMITH, Billy ('77-'79)-if
SMITH, Hal ('55-'56)-c
SMITH, Nate ('62)-c
SNELL, Nate ('84)-rhp
SNYDER, Russ ('61-'67)-of
STANHOUSE, Don ('78-'79; '82)-rhp
STARRETTE, Herm ('63-'65)-rhp
STEFERO, John ('83)-c
STEPHENS, Gene ('60-'61)-of
STEPHENS, Vern ('54-'55)-3b
STEPHENSON, Earl ('77-'78)-lhp
STONE, Dean ('78-'85)-rhp
STILLMAN, Royce ('75-'76)-of
STOCK, Wes ('59-'64)-rhp
STODDARD, Tim ('78-'83)-rhp
STONE, Steve ('79-'82)-rhp
STUART, Marlin ('54)-rhp
SUNDIN, Gordon ('56)-rhp
SWAGGERTY, Bill ('83)-rhp

T

TASBY, Willie ('58-'60)-of
TAYLOR, Joe ('58-'59)-of
TEMPLE, John ('62)-2b
THOMAS, Vairmy ('60)-c
THOMSON, Bobby ('60)-of
THRONEBERRY, Marv ('61-'62)-1b
TORREZ, Mike ('75)-rhp
TRABER, Jim ('84)-of-1b
TRIANDOS, Gus ('55-'62)-c
TROUT, Paul ('57)-rhp
TURLAY, Bob ('54)-rhp

U

UNDERWOOD, Tom ('84)-lhp

V

VALENTINE, Fred ('59; '63; '68)-of
VINEYARD, Dave ('64)-rhp
VIRGIL, Ozzie ('62)-3b

W

WAITKUS, Eddie ('54-'55)-1b
WALKER, Jerry ('57-'60)-rhp
WARD, Pete ('62)-3b-of
WARWICK, Carl ('65)-of
WATT, Ed ('66-'73)-rhp
WELCHER, Don ('82)-rhp
WERLEY, George ('56)-rhp
WERTZ, Vic ('54)-1b
WESTLAKE, Wally ('55)-of
WIGGINS, Alan ('85)-2b
WIGHT, Bill ('55-'57)-lhp
WILHELM, Hoyt ('58-'62)-rhp
WILLIAMS, Dallas ('81)-of
WILLIAMS, Dick ('56-'58; '61-'62)-of-1b
WILLIAMS, Earl ('73-'75)-c
WILSON, Jim ('55-'56)-rhp
WOODLING, Gene ('55; '58-'60)-of

Y

YOUNG, Bobby ('54-'55)-2b
YOUNG, Mike ('82)-of

Z

ZUPO, Frank ('57-'58; '61)-c
ZUVERINK, George ('55-'59)-rhp

MOST VALUABLE ORIOLES

This award is presented annually by the Sports Boosters of Maryland to the most valuable Oriole player by vote of sportswriters and broadcasters who cover the team on a regular basis.

In 1985, Eddie Murray won the award for the 5th time in a row and the sixth time in his 9-year career ('78, '81, thru '85). Only one other Oriole, Brooks Robinson, has won it more than 3 times. Robinson earned the honor 4 times ('60, '62, '64 and '71).

Murray received nine of a possible 15 first place votes while amassing 63 points in the 5-3-1 scoring system. Cal Ripken, with two first place votes and a total of 36, was second to Murray in the voting.

Mike Young was third with 3 first place votes and a total of 23 points, while Floyd Rayford was fourth with 20 points (one first place vote). Fred Lynn was the only other Oriole named on a ballot. He received one point.

The complete list:

1954—Chuck Diering (of)	1970—Boog Powell (1b)
1955—Dave Philley (of)	1971—Brooks Robinson (3b) & Frank Robinson (of)
1956—Bob Nieman (of)	1972—Jim Palmer (p)
1957—Billy Gardner (2b)	1973—Jim Palmer (p)
1958—Gus Triandos (c)	1974—Paul Blair (of) & Mike Cuellar (p)
1959—Gene Woodling (of)	1975—Ken Singleton (of)
1960—Brooks Robinson (3b)	1976—Lee May (1b)
1961—Jim Gentile (1b)	1977—Ken Singleton (of)
1962—Brooks Robinson (3b)	1978—Eddie Murray (1b)
1963—Stu Miller (p)	1979—Ken Singleton (of)
1964—Brooks Robinson (3b)	1980—Al Bumbry (of)
1965—Stu Miller (p)	1981—Eddie Murray (1b)
1966—Frank Robinson (of)	1982—Eddie Murray (1b)
1967—Frank Robinson (of)	1983—Eddie Murray (1b) & Cal Ripken (ss)
1968—Dave McNally (p)	1984—Eddie Murray (1b)
1969—Boog Powell (1b)	1985—Eddie Murray (1b)

ORIOLES GOLD GLOVE AWARD WINNERS

YEAR	PLAYER	YEAR	PLAYER	YEAR	PLAYER
1960	B. Robinson (3b)	1970	B. Robinson (3b)	1975	Belanger (ss)
1961	B. Robinson (3b)		D. Johnson (2b)		Grich (2b)
1962	B. Robinson (3b)		Blair (of)		Blair (of)
1963	B. Robinson (3b)	1971	B. Robinson (3b)		B. Robinson (3b)
1964	B. Robinson (3b)		Belanger (ss)	1976	Belanger (ss)
	Aparicio (ss)		D. Johnson (2b)		Grich (2b)
1965	B. Robinson (3b)		Blair (of)		Palmer (p)
1966	B. Robinson (3b)	1972	B. Robinson (3b)	1977	Belanger (ss)
	Aparicio (ss)		Blair (of)		Palmer (p)
1967	B. Robinson (3b)	1973	B. Robinson (3b)	1978	Belanger (ss)
	Blair (of)		Belanger (ss)		Palmer (p)
1968	B. Robinson (3b)		Grich (2b)	1979	Palmer (p)
1969	B. Robinson (3b)		Blair (of)	1980	None
	Belanger (ss)	1974	B. Robinson (3b)	1981	None
	D. Johnson (2b)		Belanger (ss)	1982	Murray (1b)
	Blair (of)		Grich (2b)	1983	Murray (1b)
			Blair (of)	1984	Murray (1b)
				1985	None

Notes: For only the 3rd time in the last 26 seasons, an Oriole player did not win a Gold Glove last year ('80 and '81 were the other years without one). At one point the O's had a string of 20 straight seasons ('60 thru '79) with at least one Gold Glove. The club has received four in a season five times, three awards twice and two in six different seasons.

With a total of 48 Gold Gloves since the inception of the award in '57, the Orioles lead the majors. St. Louis, which had two winners in '85 is second with 43. Other leaders are Cincinnati—37, New York Yankees—35, Pittsburgh—32, and Philadelphia and Boston—31 each.

Eddie Murray had won 3 consecutive Gold Gloves prior to '85. Only George Scott and Vic Power (7) have won the award more times among American League first basemen. The only Baltimore first baseman to win a Gold Glove, Eddie is the seventh Oriole to win at least three.

Other Orioles who have been multiple winners are: Brooks Robinson—16 (tied with Jim Kaat for most ever by one player); Paul Blair and Mark Belanger—8 each; Jim Palmer and Bobby Grich—4 each; Dave Johnson—3; and Luis Aparicio—2.

The Gold Glove Awards are presented by *The Sporting News* in cooperation with the Rawlings Sporting Goods Company to those players considered to be the best at their positions by vote of league managers and coaches. Selection is based not only on consistency (i.e. fielding percentage) but also on range, overall ability, and effectiveness.

TOP 10 MAJOR LEAGUE CAREER HOME RUN LEADERS

1. Henry L. Aaron (RHB)	755	7. James E. Foxx (RHB)	534
2. George H. Ruth (LHB)	714	8. Reginald M. Jackson (LHB)	530
3. Willie H. Mays (RHB)	660	9T Theodore S. Williams (LHB)	521
4. Frank Robinson (RHB)	586	9T Willie L. McCovey (LHB)	521
5. Harmon C. Killebrew (RHB)	573	11T Edwin L. Mathews (LHB)	512
6. Mickey C. Mantle (SWB)	536	11T Ernest Banks (RHB)	512

MAJOR ORIOLES AWARD WINNERS

Most Valuable Player, A.L. (BBWAA): Brooks Robinson (1964), Frank Robinson (1966), Boog Powell (1970), Cal Ripken (1983).

Cy Young Award, A.L. (BBWAA): Mike Cuellar (1969, tied with Denny McLain), Jim Palmer (1973, 1975, 1976), Mike Flanagan (1979), Steve Stone (1980).

Manager of the Year, Major League (The Sporting News): Hank Bauer (1966), Earl Weaver (1977, 1979).

Manager of the Year A.L. (Associated Press): Paul Richards (1960), Hank Bauer (1964, 1966), Earl Weaver (1973, 1977, 1979).

Manager of the Year, A.L. (United Press International): Earl Weaver (1979), Joe Altobelli (1983).

Rookie of the Year, A.L. (BBWAA): Ron Hansen (1960), Curt Blefary (1965), Al Bumbry (1973), Eddie Murray (1977), Cal Ripken (1982).

Rookie of the Year, A.L. (The Sporting News): Ron Hansen (1960), Curt Blefary (1965), Al Bumbry (1973), Cal Ripken (1982).

Rookie Pitcher of the Year, A.L. (The Sporting News): Wally Bunker (1964), Tom Phoebus (1967), Mike Boddicker (1983).

Player of the Year, A.L. (The Sporting News): Brooks Robinson (1964), Frank Robinson (1966), Cal Ripken (1983).

Pitcher of the Year, A.L. (The Sporting News): Chuck Estrada (1960), Jim Palmer (1973, 1975, 1976), Mike Flanagan (1979), Steve Stone (1980).

Player of the Year, Major League (The Sporting News): Frank Robinson (1966), Cal Ripken (1983).

Executive of the Year, Major League (The Sporting News): Harry Dalton (1970), Hank Peters (1979, 1983).

Executive of the Year, Major League (United Press International): Hank Peters (1979).

Roberto Clemente Award (Commissioner's Office): Presented annually to player "who best typifies the game of baseball, both on and off the field"—Brooks Robinson (1972), Ken Singleton (1982).

Joe Cronin Award (American League Office): Presented annually to an American League player for significant achievement—Jim Palmer (1976), Brook Robinson (1977).

Most Valuable Player, World Series (Sport Magazine): Frank Robinson (1966), Brooks Robinson (1970), Rick Dempsey (1983).

Most Valuable Player, American League Championship Series: (A.L. Office/Chevrolet): Mike Boddicker.

Most Valuable Player, All Star Game (Commissioner's Office): Now known as the Arch Ward Memorial Trophy—Billy O'Dell (1958), Brooks Robinson, (1966), Frank Robinson (1971).

TRIPLE PLAYS

The Orioles have been shutout in that department the last six years.

The Birds' last two triple plays ('78 & '79) were of the "around the horn" variety involving Doug DeCinces, Rich Dauer, and Eddie Murray. Brooks Robinson started the other three Orioles' "around the horn" triple plays.

Jun. 10, '79—at Bal.—Buddy Bell "gitp" . . . 5-4-3 (DeCinces, Dauer, Murray).

Sep. 9, '78—at Tor.—Rick Cerone "gitp" . . . 5-4-3 (DeCinces, Dauer, Murray).

Jun. 3, '77—at K.C.—John Wathan hit a sac fly to Pat Kelly in right. Fred Patek was caught off 1st and was out. Kelly to Mark Belanger to Billy Smith back to Belanger. Belanger then noticed Dave Nelson standing off 3rd base. He ran at him and tagged him out, completing the game-ending triple play and giving the O's a 7-6 win—9-6-4-6-6.

Sep. 29, '73—at Det.—Frank Howard "gitp" . . . 5-4-3 (B. Robinson, B. Grich, T. Crowley).

Jul. 7, '73—vs. Oak. at Bal.—Gene Tenace "gitp" . . . 5-4-3 (B. Robinson, B. Grich, E. Cabell).

Aug. 6, '69—vs. K.C. at Bal.—Eliseo Rodriguez "gitp" . . . 5-4-3 (B. Robinson, D. Johnson, B. Powell).

Apr. 9, '59—at Was.—Ed Fitzgerald line drive . . . 3-6-3 (Boyd, Carrasquel, Boyd).

Aug. 3, '55—vs. K.C. at Bal.—Art Ceccarelli "gitp" then runner was thrown out at home . . . 3-6-2 (G. Triandos, W. Miranda, H. Smith).

The Orioles have hit into 13 triple plays in 32 seasons, the last victim being Gary Roenicke against Oakland at Baltimore on May 7, '79. He grounded to third baseman Wayne Gross, who started an "around the horn" 5-4-3 triple play, the first executed against the Orioles since 1972. On four of the 13 occasions that Birds' opponents have completed triple plays, Brooks Robinson has been the batter. Brooks grounded into one, lined into another, and two were "gidp's", with a runner then being thrown out between third and home.

FINAL 1985 MAJOR LEAGUE STANDINGS

A.L. EAST	WON	LOST	PCT.	GB	A.L. WEST	WON	LOST	PCT.	GB
Toronto	99	62	.615	—	Kansas City	91	71	.562	—
New York	97	64	.602	2	California	90	72	.556	1
Detroit	84	77	.522	15	Chicago	85	77	.525	6
Baltimore	83	78	.516	16	Minnesota	77	85	.475	14
Boston	81	81	.500	18½	Oakland	77	85	.475	14
Milwaukee	71	90	.441	28	Seattle	74	88	.457	17
Cleveland	60	102	.370	39½	Texas	62	99	.385	28½

N.L. EAST	WON	LOST	PCT.	GB	N.L. WEST	WON	LOST	PCT.	GB
St. Louis	101	61	.623	—	Los Angeles	95	67	.586	—
New York	98	64	.605	3	Cincinnati	89	72	.553	5½
Montreal	84	77	.522	16½	Houston	83	79	.512	12
Chicago	77	84	.478	23½	San Diego	83	79	.512	12
Philadelphia	75	87	.463	26	Atlanta	66	96	.407	29
Pittsburgh	57	104	.354	43½	San Francisco	62	100	.383	33

WON—LOST RECORDS vs. EACH OPPONENT, 1985

ORIOLES VS. A.L. WEST				ORIOLES VS. A.L. EAST			
HOME	AWAY	TOTAL		HOME	AWAY	TOTAL	
W-L	W-L	W-L		W-L	W-L	W-L	
California	4-2	3-3	7-5	Boston	1-5	4-3	5-8
Chicago	4-2	4-2	8-4	Cleveland	5-2	3-3	8-5
Kansas City	2-4	4-2	6-6	Detroit	3-3	3-4	6-7
Minnesota	3-3	3-3	6-6	Milwaukee	6-1	3-3	9-4
Oakland	4-2	3-3	7-5	New York	1-5	0-7	1-12
Seattle	3-3	3-3	6-6	Toronto	3-4	1-4	4-8
Texas	6-0	4-2	10-2	vs. East	19-20	14-24	33-44
vs. West	26-16	24-18	50-34	Grand Totals	45-36	38-42	83-78

ORIOLES STANDINGS, 1954-1985

YR.	W	L	PCT	G.B.	STD.	MANAGER
1985	83	78	.516	16	4th	Altobelli ³
1984	85	77	.525	19	5th	Ripken
1983	98	64	.605	(6)	1st	Weaver
1982	94	68	.580	1	2nd	Altobelli
1981	59	46	.562	1	2nd*	Weaver
1980	100	62	.617	3	2nd	Weaver
1979	102	57	.642	(8)	1st	Weaver
1978	90	71	.559	9	4th	Weaver
1977	97	64	.602	2½	2-T	Weaver
1976	88	74	.543	10½	2nd	Weaver
1975	90	69	.566	4½	2nd	Weaver
1974	91	71	.562	(2)	1st	Weaver
1973	97	65	.599	(8)	1st	Weaver
1972	80	74	.519	5	3rd	Weaver
1971	101	57	.639	(12)	1st	Weaver
1970	108	54	.667	(15)	1st	Weaver
1969	109	53	.673	(19)	1st	Weaver ²
1968	91	71	.562	12	2nd	Bauer
1967	76	85	.472	15½	6-T	Bauer
1966	97	63	.606	(9)	1st	Bauer
1965	94	68	.580	8	3rd	Bauer
1964	97	65	.599	2	3rd	Bauer
1963	86	76	.531	18½	4th	Hitchcock
1962	77	85	.475	19	7th	Hitchcock
1961	95	67	.586	14	3rd	Harris ¹
1960	89	65	.578	8	2nd	Richards
1959	74	80	.481	20	6th	Richards
1958	74	79	.484	17½	6th	Richards
1957	76	76	.500	21	5th	Richards
1956	69	85	.448	28	6th	Richards
1955	57	97	.370	39	7th	Richards
1954	54	100	.351	57	7th	Dykes
Totals	2778	2266	.551			

* 1st Half: 31-23, .574, 2 G.B., 2nd.

2nd Half: 28-23, .549, 2 G.B., 4th.

(3) Altobelli relieved after game of June 12 (29-26); Ripken managed June 13 (1-0); Weaver took over June 14 (53-52)

(2) Weaver replaced Bauer on July 11, 1968.

(1) Harris replaced Richards on Sep. 1, 1961.

WON-LOST RECORDS vs. EACH OPPONENT 1954-1985

CLUB	HOME			AWAY			TOTAL		
	W	L	PCT	W	L	PCT	W	L	PCT
Boston	145	132	.523	127	149	.460	272	281	.492
California	104	66	.612	89	85	.511	193	151	.561
Chicago	147	100	.595	114	131	.465	261	231	.530
Cleveland	147	129	.533	133	145	.478	280	274	.505
Detroit	152	127	.545	143	139	.507	295	266	.526
Kansas City	64	35	.646	46	51	.474	110	86	.561
Milwaukee ¹	79	38	.675	75	45	.625	154	83	.650
Minnesota ²	143	103	.581	133	113	.541	276	216	.561
New York	150	127	.542	133	146	.477	283	273	.509
Oakland ³	146	98	.598	140	111	.558	286	209	.578
Seattle	35	14	.714	31	18	.633	66	32	.673
Texas ⁴	112	63	.640	120	57	.678	232	120	.659
Toronto	41	17	.707	29	27	.518	70	44	.614
Totals	1465	1049	.583	1313	1217	.519	2778	2266	.551

2523 Games*

*Tie Games: O's played 9 ties, all at home (including one in '82 and 8 others between '55 and '64). Most were Baltimore curfew related, those curfews are no longer in effect.

Ties vs. Chicago-4, Milwaukee-1, New York-1, Oakland-3.

(1)-includes Sea. '69 (2)-includes Wash. '54-'60 (3)-includes Phi. '54 and K.C. '55-'67 (4)-includes Wash. '61-'71.

ORIOLES WON-LOST RECORDS IN DIFFERENT BALLPARKS

CALIFORNIA	Wrigley Field (6-4, '61), Dodger Stadium (15-20, '62 thru '65), (not including 2-0 in '66 WS), Anaheim Stadium (68-61, '66 thru '85 not including 2-1 in '79 ALCS).
CHICAGO	Comiskey Park (112-131, '54 thru '85, not including 2-0 in '83 ALCS), Milwaukee County Stadium (2-0, 5/28/68 & 9/1/69).
KANSAS CITY	Municipal Stadium vs. both A's and Royals (91-62, '54 thru '67, '69 thru '72), vs. Royals only (17-7, '69 thru '72), Royals Stadium (29-44, '73-'85).
MILWAUKEE	County Stadium (70-44, '70-'85, not including 2-0 vs. Chi. at Mil. on 5/28/69 & 9/1/69).
MINNESOTA	Metropolitan Stadium (77-68, '61 thru '81, not including 3-0 in '69 & '70 ALCS), H.H.H. Metrodome (12-12, '82-'85).
NEW YORK	Yankee Stadium (124-137, '54 thru '73 and '76-'85), New Yankee Stadium (33-37, '76-'85), Shea Stadium (9-9, '74-'75, not including 0-3 in '69 WS vs. Mets).
OAKLAND	Oakland Coliseum (64-47, '68 thru '85, not including 3-3 in '71, '73, '74 ALCS).
PHILADELPHIA	Connie Mack Stadium (2-9, '54).
SEATTLE	Sicks' Stadium (5-1, '69), Kingdome (31-48, '77 thru '85).
TEXAS	Arlington Stadium (55-24, '72 thru '85).
WASHINGTON	R.F.K. Stadium (65-33, '62 thru '71), Griffith Stadium vs. both D.C. franchises (51-34, '54 thru '61).

ORIOLES WON-LOST RECORDS vs. MULTI-CITY FRANCHISES

CALIFORNIA	Los Angeles (49-41, '61 thru '65), Anaheim (137-105), '66 thru '85, not including 3-1 in '79 ALCS).
MILWAUKEE	Seattle (9-3, '69), Brewers (145-80, '70 thru '85).
MINNESOTA	Washington (Griffith) Senators (89-65, '54 thru '60), Twins (187-151, '61 thru '85, not including 6-0 in '69 & '70 ALCS).
OAKLAND	Philadelphia A's (10-12, '54), K.C. A's (151-104, '55-'67), Oakland A's (125-83), '68 thru '85, not including 6-6 in '71, '73, '74 ALCS).
TEXAS	Washington (Expansion) Senators (135-61, '61 thru '71), Rangers (97-59, '72 thru '85).

Note: O's were 224-126 combined vs. the two Washington franchises.

THE BIRDS AND THE BROWNS

The Baltimore Orioles were charter members of the American League when it began operation in 1901. However, after two seasons, the club was moved to New York where it ultimately became known as the New York Yankees.

The franchise from which the current Orioles descend came into the A.L. in 1901 representing Milwaukee, but in '02 was transferred to St. Louis and named the Browns. In 52 seasons ('02 thru '53) the Browns were, perhaps, the most unsuccessful team in major league history. They were 3,416-4,465 (.433) and finished in the 2nd division 40 times. They won their only pennant in '44 then lost the world series in 6 games to their home town rivals, the Cardinals.

Date	Team	Record	Opp.	Pitchers of Record	Opponent	Opp.	Score	Game	Attendance	Date	Daily	Cumul.
5/13	18-11	2	1/2	1/2	D. JACKSON-S	SEAVERS	2-5	29	49,388	5/14	22,021	15
5/14	18-12	3	1 1/2	1 1/2	GUBICZA-S	SEAVERS	3-5	30	67,280	5/15	16,120	16
5/15	18-13	3	1 1/2	1 1/2	SEAVERS	SEAVERS	2-5	31	93,849	5/16	18,733	17
5/16	18-13	3	1 1/2	1 1/2	SEAVERS	SEAVERS	2-5	32	122,330	5/17	13,679	18
5/17	20-13	1	1	1	M. Young-S	SEAVERS	11-3	33	147,433	5/18	16,998	19
5/18	20-14	2	1	1	NUNEZ-r	SEAVERS	7-8	34	4,220	5/19	11,846	20
5/19	21-14	1	1	1	M. Moore-c	SEAVERS	2-1	35	8,535	5/20	13,356	21
5/20	21-15	2	1 1/2	1 1/2	D. JACKSON-S	SEAVERS	2-5	36	13,546	5/21	17,173	22
5/21	21-15	2	1 1/2	1 1/2	D. JACKSON-S	SEAVERS	2-5	37	13,546	5/22	15,099	23
5/22	22-15	2	2 1/2	2 1/2	SEAVERS	SEAVERS	2-5	38	103,194	5/23	31,356	24
5/23	22-16	2	2 1/2	2 1/2	SEAVERS	SEAVERS	2-5	39	111,502	5/24	26,594	25
5/24	23-16	2	2 1/2	2 1/2	SEAVERS	SEAVERS	2-5	40	122,744	5/25	36,615	26
5/25	23-17	3	3 1/2	3 1/2	SEAVERS	SEAVERS	2-5	41	133,479	5/26	47,117	27
5/26	23-18	3	4 1/2	4 1/2	SEAVERS	SEAVERS	2-5	42	173,212	5/27	50,478	28
5/27	24-18	3	4 1/2	4 1/2	SEAVERS	SEAVERS	2-5	43	173,212	5/28	50,478	29
5/28	24-19	3	4 1/2	4 1/2	SEAVERS	SEAVERS	2-5	44	168,955	5/29	17,011	30
5/29	25-19	3	4 1/2	4 1/2	SEAVERS	SEAVERS	2-5	45	203,059	5/30	18,243	31
5/30	25-19	3	4 1/2	4 1/2	SEAVERS	SEAVERS	2-5	46	233,377	5/31	32,023	32
5/31	26-19	2	4	4	SEAVERS	SEAVERS	2-5	47	287,640	6/1	33,972	33
6/1	26-20	2	4	4	SEAVERS	SEAVERS	2-5	48	287,640	6/2	15,854	34
6/2	27-20	2	4 1/2	4 1/2	SEAVERS	SEAVERS	2-5	49	287,640	6/3	17,251	35
6/3	28-20	2	4	4	SEAVERS	SEAVERS	2-5	50	17,968	6/4	18,243	36
6/4	28-21	2	4	4	SEAVERS	SEAVERS	2-5	51	30,088	6/5	29,212	37
6/5	29-21	2	4	4	SEAVERS	SEAVERS	2-5	52	30,088	6/6	34,185	38
6/6	29-22	2	4	4	SEAVERS	SEAVERS	2-5	53	30,088	6/7	36,641	39
6/7	29-23	2	4	4	SEAVERS	SEAVERS	2-5	54	30,088	6/8	36,641	40
6/8	29-24	2	4	4	SEAVERS	SEAVERS	2-5	55	30,088	6/9	33,239	41
6/9	29-25	3	4 1/2	4 1/2	SEAVERS	SEAVERS	2-5	56	28,177	6/10	31,489	42
6/10	29-26	4	8	8	SEAVERS	SEAVERS	2-5	57	49,094	6/11		43
6/11	29-26	4	8	8	SEAVERS	SEAVERS	2-5	58	28,473	6/12		44

ORIOLES DAY-BY-DAY RECORD - 1985

Game No.	Date	Team	Record	Opp.	Pitchers of Record	Opponent	Opp.	Score	Game	Attendance	Date	Daily	Cumul.
1	4/8	1-0	1-0	1	1	SEAVERS	SEAVERS	2-5	29	49,388	5/13	22,021	15
2	4/9	2-0	2-0	1	1	SEAVERS	SEAVERS	3-5	30	67,280	5/14	16,120	16
3	4/10	3-0	3-0	1	1	SEAVERS	SEAVERS	2-5	31	93,849	5/15	18,733	17
4	4/11	4-1	4-1	1	1	SEAVERS	SEAVERS	2-5	32	122,330	5/16	13,679	18
5	4/12	4-2	4-2	1	1	SEAVERS	SEAVERS	2-5	33	147,433	5/17	16,998	19
6	4/13	5-3	5-3	1	1	SEAVERS	SEAVERS	2-5	34	4,220	5/18	11,846	20
7	4/14	6-4	6-4	1	1	SEAVERS	SEAVERS	2-5	35	8,535	5/19	13,356	21
8	4/15	7-5	7-5	1	1	SEAVERS	SEAVERS	2-5	36	13,546	5/20	17,173	22
9	4/16	8-6	8-6	1	1	SEAVERS	SEAVERS	2-5	37	13,546	5/21	15,099	23
10	4/17	9-7	9-7	1	1	SEAVERS	SEAVERS	2-5	38	103,194	5/22	31,356	24
11	4/18	10-8	10-8	1	1	SEAVERS	SEAVERS	2-5	39	111,502	5/23	26,594	25
12	4/19	11-9	11-9	1	1	SEAVERS	SEAVERS	2-5	40	122,744	5/24	36,615	26
13	4/20	12-10	12-10	1	1	SEAVERS	SEAVERS	2-5	41	133,479	5/25	47,117	27
14	4/21	13-11	13-11	1	1	SEAVERS	SEAVERS	2-5	42	173,212	5/26	50,478	28
15	4/22	14-12	14-12	1	1	SEAVERS	SEAVERS	2-5	43	173,212	5/27	50,478	29
16	4/23	15-13	15-13	1	1	SEAVERS	SEAVERS	2-5	44	168,955	5/28	50,478	30
17	4/24	16-14	16-14	1	1	SEAVERS	SEAVERS	2-5	45	203,059	5/29	17,011	31
18	4/25	17-15	17-15	1	1	SEAVERS	SEAVERS	2-5	46	233,377	5/30	18,243	32
19	4/26	18-16	18-16	1	1	SEAVERS	SEAVERS	2-5	47	287,640	5/31	32,023	33
20	4/27	19-17	19-17	1	1	SEAVERS	SEAVERS	2-5	48	287,640	6/1	33,972	34
21	4/28	20-18	20-18	1	1	SEAVERS	SEAVERS	2-5	49	287,640	6/2	15,854	35
22	4/29	21-19	21-19	1	1	SEAVERS	SEAVERS	2-5	50	287,640	6/3	17,251	36
23	4/30	22-20	22-20	1	1	SEAVERS	SEAVERS	2-5	51	17,968	6/4	18,243	37
24	4/31	23-21	23-21	1	1	SEAVERS	SEAVERS	2-5	52	30,088	6/5	29,212	38
25	5/1	24-22	24-22	1	1	SEAVERS	SEAVERS	2-5	53	30,088	6/6	34,185	39
26	5/2	25-23	25-23	1	1	SEAVERS	SEAVERS	2-5	54	30,088	6/7	36,641	40
27	5/3	26-24	26-24	1	1	SEAVERS	SEAVERS	2-5	55	30,088	6/8	36,641	41
28	5/4	27-25	27-25	1	1	SEAVERS	SEAVERS	2-5	56	28,177	6/9	33,239	42
29	5/5	28-26	28-26	1	1	SEAVERS	SEAVERS	2-5	57	28,177	6/10	31,489	43
30	5/6	29-27	29-27	1	1	SEAVERS	SEAVERS	2-5	58	49,094	6/11		44
31	5/7	30-28	30-28	1	1	SEAVERS	SEAVERS	2-5	59	28,473	6/12		45

ORIOLES DAY-BY-DAY RECORD—1985

Game No.	Opp.	Score	W/L	Pitches of Record	Opponent	Date	Team Record	Pos.	G.B.	Daily Attendance	Cumulative Attendance
56	MIL	8-3	W	McGregor-c	Burns-s	6/13	30-26	4	7	24,526	28
57	MIL	9-3	W	DAVIS-c	Vuckovich-s	6/14	30-27	4	6	38,783	29
58	MIL	7-5	W	SNELL-r	Gibson-r	6/15	32-26	4	5	25,050	30
59	MIL	9-1	W	BODDICKER-c	Darwin-s	6/16	33-26	4	4	31,324	31
60	N.Y.	0-0	L	McGregor-s	Guidry-c	6/17	33-27	4	4	34,844	32
61	N.Y.	0-0	L	DAVIS-c	COWLEY-s	6/18	33-28	4	4	33,794	33
62	N.Y.	0-0	L	D Martinez-s	WHITSON-c	6/19	33-29	4	5	37,498	34
63	MIL	10-13	L	Stewart-r	COCANOWER-r	6/21	33-30	4	6	26,542	29
64	MIL	3-2	W	McGregor-s	Darwin-s	6/22	34-30	4	5	44,112	30
65	MIL	6-3	W	SNELL-r	Fingers-r	6/23	35-30	3	5	42,432	31
66	N.Y.	4-5	L	D Martinez-s	COWLEY-s	6/24	35-31	4	6	25,201	32
67	N.Y.	4-7	L	BODDICKER-s	WHITSON-s	6/25	35-32	4	7	30,650	33
68	N.Y.	3-4	L	Asse-r	RIGHETTI-r	6/26	35-33	5	7	30,929	34
69	Bos	1-6	W	D Martinez-s	HURST-s	6/28	35-34	5	6	31,829	35
70	Bos	3-0	W	BODDICKER-c	Boyd-s	6/30	37-34	3	7	35,043	37
71	Bos	3-0	W	DAVIS-c	Ojeda-s	6/29	36-34	5	6	32,976	36
72	DET	1-7	L	McGregor-s	ONEAL-s	7/1	37-35	4	8	27,109	35
73	DET	5-4 (10)	W	Asse-r	PETRY-c	7/2	38-35	4	7	38,867	37
74	DET	3-4 (10)	L	Stewart-r	Black-s	7/4	39-36	4	6	40,616	38
75	K.C.	5-3	W	D MARTINEZ-s	Gubiza-s	7/5	40-36	4	6	30,488	39
76	K.C.	6-3	W	BODDICKER-s	D Jackson-s	7/6	41-36	4	5	26,898	40
77	K.C.	8-3	W	McGregor-s	LEBRANDT-s	7/7	41-37	4	6	24,131	41
78	K.C.	4-8	L	Davis-s	R DAVIS-r	7/8	41-38	4	7	22,097	38
79	MIN	4-7 (10)	W	Asse-r	Schom-s	7/9	42-38	4	7	23,188	40
80	MIN	11-6	W	SNELL-r	VIOLA-s	7/10	42-39	4	8	18,359	40
81	MIN	1-2	L	BODDICKER-c	Stanton-r	7/11	43-39	4	7	23,958	41
82	CHI	7-6	W	STEWART-r	BURNS-c	7/12	44-39	4	8	48,744	42
83	CHI	10-3	W	D Martinez-s	SEEVERS-s	7/13	44-40	4	7	32,703	43
84	CHI	8-10	L	D Martinez-s	SEEVERS-s	7/14	44-41	4	7	44,050	44
85	CHI	3-5	L	BODDICKER-s	SEEVERS-s	7/14	44-41	4	7	44,050	44

28

Game No.	Opp.	Score	W/L	Pitches of Record	Opponent	Date	Team Record	Pos.	G.B.	Daily Attendance	Cumulative Attendance
116	SEA	3-4	L	Snell-r	MOORE-c	8/20	61-55	4	11 1/2	10,669	56
117	SEA	11-8	W	D MARTINEZ-s	Beattie-s	8/21	62-55	4	10 1/2	9,763	57
118	SEA	0-4	L	McGregor-s	M YOUNG-c	8/22	62-56	4	10 1/2	8,594	58
119	Oak	7-2	W	BODDICKER-c	Howell-r	8/23	63-56	4	11 1/2	14,012	59
120	Oak	4-3 (11)	W	Asse-r	Atherton-r	8/24	64-56	4	11 1/2	23,188	60
121	Oak	4-10	L	Flanagan-s	BIRTSAS-c	8/25	64-57	4	11 1/2	19,441	61
122	Cal	17-3	W	D MARTINEZ-s	Candelaria-s	8/26	65-57	4	11 1/2	25,805	62
123	Cal	3-7	L	McGregor-s	WITT-s	8/27	65-58	4	11 1/2	30,357	63
124	SEA	7-0	W	BODDICKER-c	Swift-s	8/29	66-58	4	11 1/2	18,915	60
125	SEA	6-6	W	DAVIS-c	Langston-s	8/30	67-58	3	11 1/2	21,860	61
126	SEA	0-6	L	Flanagan-s	M MOORE-c	8/31	67-59	4	12 1/2	21,472	62
127	SEA	2-10	L	D Martinez-s	M YOUNG-c	9/1	67-60	4	12 1/2	29,157	63
128	OAK	12-4	W	McGregor-s	John-s	9/2	68-60	4	12 1/2	19,827	64
129	OAK	2-3	L	BODDICKER-s	RUO-s	9/3	69-61	4	13	14,288	65
130	OAK	6-1	W	DAVIS-c	Sutton-s	9/4	69-61	4	13	17,260	66
131	CAL	4-3	W	D MARTINEZ-s	Romanick-s	9/6	70-61	3	12 1/2	19,052	67
132	CAL	4-7 (11)	L	Asse-r	D Moore-r	9/7	71-61	3	11 1/2	22,747	68
133	CAL	4-7	W	T Martinez-r	D MOORE-r	9/8	71-62	3	12 1/2	11,018	69
134	Bos	7-5	W	DAVIS-c	Hurst-s	9/10	72-62	3	13 1/2	14,290	64
135	Bos	3-5	W	BODDICKER-s	BOYD-s	9/10	72-63	3	14 1/2	15,226	65
136	Bos	1-4	L	D Martinez-s	OJEDA-c	9/11	72-64	3	14 1/2	15,025	66
137	Bos	3-1	W	DIXON-s	Nipper-s	9/12	73-64	3	13 1/2	15,025	66
138	DET	6-4	W	McGregor-s	Benquer-s	9/13	74-64	3	13 1/2	27,477	67
139	DET	3-10	L	BODDICKER-s	TANANA-s	9/14	74-65	3	14	31,261	68
140	DET	1-4	L	Flanagan-s	M Mahler-s	9/15	75-65	3	15	28,447	69
141	DET	1-4	L	Stewart-r	HERNANDEZ-r	9/15	75-66	3	15	17,659	70
142	DET	14-7	W	T MARTINEZ-r	Cary-r	9/16	76-66	3	14 1/2	17,659	70

* second game of doubleheader; r—relief; c—complete; ()—denotes games ahead; opponent bold face CAPS—home game; winning pitcher in caps; Road—Black

29

ORIOLES 1985 FIELDING

	PCT	G	PO	A	E	TC	DP
1st Base							
Connally	1.000	2	16	0	0	16	1
Dauer	1.000	1	2	0	0	2	0
Gross	1.000	1	4	0	0	4	1
Hernandez	1.000	1	2	0	0	2	0
Murray	.987	154	1338	152	*19	1509	†154
Sheets	1.000	1	5	1	0	6	1
Totals	.989	—	1403	157	19	1579	157
2nd Base							
Dauer	.990	73	117	181	3	301	44
Paris	.857	2	3	3	1	7	0
Sakata	.961	50	58	87	6	151	18
Shelby	1.000	1	0	1	0	1	0
Wiggins	.960	76	148	186	14	348	58
Totals	.970	—	326	458	24	808	120
3rd Base							
Connally	.976	46	23	57	2	82	3
Dauer	.966	17	7	21	1	29	0
Gross	.933	67	41	98	10	149	14
O'Malley	.833	3	2	3	1	6	0
Rayford	.972	78	62	145	6	213	13
Totals	.958	—	135	324	20	479	30
Shortstop							
Ripken	.967	161	*286	474	26	786	*123
Totals	.967	—	286	474	26	786	123
Outfield							
Dwyer	.993	78	131	4	1	136	0
Hernandez	.000	1	0	0	0	0	0
Lacy	.984	115	231	9	4	244	0
Lowenstein	1.000	4	7	0	0	7	0
Lynn	.994	123	314	6	2	322	5
Roenicke	.993	88	134	6	1	141	0
Sheets	.875	9	7	0	1	8	0
Shelby	.981	59	148	3	3	154	0
Young	.975	90	190	6	5	201	0
Totals	.986	—	1162	34	17	1213	5 PB
Catcher							
Dempsey	.987	131	575	49	8	632	5
Nolan	1.000	5	22	2	0	24	0
Pardo	.979	29	131	7	3	141	0
Rayford	.992	29	114	7	1	122	0
Totals	.988	—	842	65	12	919	5
Pitcher							
Aase	1.000	54	8	10	0	18	0
Bell	1.000	4	2	1	0	3	0
Boddicker	.973	32	26	46	2	74	6
Davis	1.000	31	15	20	0	35	0
Flanagan	.882	34	13	17	4	34	0
Habyan	1.000	15	4	11	0	15	0
Havens	1.000	2	1	0	0	1	0
Huffman	1.000	8	0	1	0	2	0
D. Martinez	.977	33	17	26	1	44	1
T. Martinez	.950	49	9	10	1	20	1
McGregor	.974	35	13	26	1	40	2
Snell	.929	43	6	21	2	29	3
Stewart	1.000	56	12	13	0	25	0
Swaggerty	—	1	0	0	0	0	0
Totals	.968	—	128	202	11	341	
Club Totals	.979	162	4282	1716	129	6127	

* Led League

† Tied for League Lead

1985 CLUB STATISTICS

	WON	LOST	PCT.	WON	LOST	PCT
Home Games	45	36	.556	Starters	60	.500
Away Games	38	42	.475	Relievers	23	.561
vs. Eastern Division	33	44	.429	Longest Streaks	6	
vs. Western Division	50	34	.595			
Day Games	24	23	.511	Errors	129	131
Night Games	59	55	.518	Double Plays	168	163
Shutouts-Individual	6	6		Complete Games	32	23
Shutouts-Team	6	7	.461	Stolen Bases	69	130
One-Run Games	19	21	.475	Caught Stealing	43	38
Two-Run Games	19	12	.613	Doubles	234	267
Extra Innings	3	8	.273	Triples	22	28
vs. Righthanders	51	51	.500	Homers-Home	103	87
vs. Lefthanders	32	27	.542	Homers-Road	111	73
Doubleheaders	0	2	.000	Homers-Total	214	160
Split	3			Left on Base	1124	1136

TWO WINS IN ONE DAY

Wes Stock is the only pitcher to have won both ends of a doubleheader in an Orioles uniform. He did it on May 26, '63 in Cleveland.

BALTIMORE ORIOLES STATISTICS—1985

BATTING

BATTER	AVG	G	AB	R	H	2B	3B	HR	RBI	GW	SH	SF	BB	IB	SO	SB	CS	DP	GI	SLG	OBP
Connally	.232	50	112	16	26	4	0	3	15	0	2	1	1	19	0	2	1	1	348	.346	
Dauer	.202	85	208	25	42	7	0	2	14	2	5	0	1	20	0	7	0	1	264	.275	
Dempsey	.254	132	362	54	92	19	0	12	52	4	5	2	1	50	0	87	0	1	246	.345	
Dwyer	.249	101	233	35	58	8	3	7	36	3	2	1	1	37	2	31	0	1	399	.353	
Ford	.187	28	75	4	14	2	0	1	1	0	0	0	0	7	0	17	0	1	253	.256	
Gross	.235	103	217	31	51	8	0	11	18	1	1	0	0	46	0	48	1	1	424	.369	
Hernandez	.048	12	21	0	1	0	0	0	0	0	0	0	0	4	0	0	0	2	.048	.048	
Lacy	.293	121	492	69	144	22	4	9	48	5	1	6	2	39	0	95	10	3	409	.343	
Lowenstein	.077	12	26	0	2	0	0	0	2	1	0	1	0	2	0	3	0	0	.077	.138	
Lynn	.263	124	448	59	118	12	1	23	68	8	0	6	1	53	6	100	7	3	449	.339	
Murray	.297	156	583	111	173	37	1	31	124	15	0	8	2	84	12	68	5	2	523	.383	
Nolan	.132	31	38	1	5	2	0	0	6	0	0	1	0	5	1	5	0	0	1	.184	.227
O'Malley	.071	8	14	1	1	0	0	1	2	0	0	0	0	0	0	0	0	0	.077	.071	
Pardo	.133	34	75	3	10	1	0	0	1	0	0	0	0	3	0	15	0	0	.147	.167	
Paris	.000	5	9	0	0	0	0	0	0	0	0	0	0	0	0	0	0	0	.000	.000	
Rayford	.306	105	359	55	110	21	1	18	48	3	2	1	0	10	0	69	3	1	521	.324	
Ripken	.282	161	642	116	181	32	5	26	110	15	0	8	1	67	1	68	2	3	32	.469	.347
Roenicke	.218	113	225	36	49	9	0	15	43	5	2	3	0	44	1	36	2	2	5	.458	.342
Sakata	.227	55	97	15	22	3	0	3	6	1	1	0	1	6	0	15	3	2	3	.351	.279
Sheets	.262	113	328	43	86	8	0	17	50	4	1	2	28	2	52	0	1	15	.442	.323	
Shelby	.283	69	205	28	58	6	2	7	27	4	2	0	0	7	0	44	5	1	4	.434	.307
Wiggins	.285	76	298	43	85	11	4	0	21	0	6	0	2	29	0	16	30	13	2	.349	.353
Young	.273	139	450	72	123	22	1	28	81	9	1	1	4	48	5	104	1	5	513	.348	
Totals	.263	5517	818	1451	234	22	214	773	80	31	40	19	604	30	908	69	43	132	430	.336	
Opponents	.270	5491	764	1480	267	28	160	727	74	59	41	23	568	57	793	130	38	168	398	.338	
DH	.231	614	72	142	17	1	26	82	6	1	5	5	56	76	112	1	7	21	389	.299	
PH	.186	220	29	41	9	2	6	37	2	1	6	2	36	2	49	1	1	6	327	.299	
Murray	L .305	384	71	117	23	1	21	84	11	0	7	1	53	8	39	4	2	5	534	.384	
Murray	R .281	199	40	56	14	0	10	40	4	0	1	1	31	4	29	1	0	3	503	.371	
Pardo	L .147	68	3	10	1	0	0	0	1	0	0	0	2	0	15	0	0	0	.162	.171	
Pardo	R .000	7	0	0	0	0	0	0	0	0	0	0	1	0	0	0	0	0	.000	.125	
Shelby	L .309	123	20	38	3	1	5	18	1	2	0	0	5	0	23	5	0	3	.472	.336	
Shelby	R .244	82	8	20	3	1	2	9	3	0	0	0	2	0	21	0	1	1	.378	.262	
Wiggins	L .269	193	23	52	5	3	0	15	0	4	0	1	16	0	11	18	9	1	.326	.376	
Wiggins	R .314	105	20	33	6	1	0	6	0	2	0	1	13	0	5	12	4	1	.390	.394	
Young	L .260	269	37	70	14	0	16	51	7	1	0	4	36	4	70	1	2	4	.491	.356	
Young	R .293	181	35	53	8	1	12	30	2	0	1	0	12	1	34	0	3	5	.547	.335	

PITCHING

PITCHER	W-L	ERA	G	GS	CG	SHO	GF	SV	IP	H	HR	ER	HR	HB	BB	IB	SO	WP	BK
Aase	R 10-6	3.78	54	0	0	0	43	14	88.0	83	44	37	6	1	35	7	67	0	1
Bell	L 0-0	4.76	4	0	0	0	3	5.2	4	3	3	1	0	4	0	4	0	0	0
Boddicker	R 12-17	4.07	32	32	9	2	0	0	203.1	227	104	92	13	5	89	7	135	5	0
Davis	R 10-8	4.53	31	28	8	1	0	0	175.0	172	92	88	11	1	70	5	93	2	1
Dixon	R 8-4	3.67	34	18	3	1	7	1	162.0	144	68	66	20	2	64	7	108	5	2
Flanagan	L 4-5	5.13	15	15	1	0	0	0	86.0	101	49	49	14	2	28	0	42	3	0
Habyan	R 1-0	.00	2	0	0	0	1	0	2.2	3	1	0	0	0	0	0	2	0	0
Havens	L 0-1	8.79	8	1	0	0	3	0	14.1	20	14	14	4	0	10	1	19	0	0
Huffman	R 0-0	15.43	2	1	0	0	0	0	4.2	7	8	8	1	0	5	1	2	0	0
Martinez T.	L 3-3	5.40	49	0	0	0	20	4	70.0	70	48	42	8	0	37	8	47	5	0
Martinez D.	R 13-11	5.15	33	31	3	1	1	0	70.0	203	110	103	29	9	63	3	68	4	1
McGregor	L 14-14	4.81	35	34	8	0	0	0	204.0	226	118	109	34	1	65	2	86	2	1
Snell	R 3-2	2.69	43	3	0	0	15	5	100.1	100	48	40	3	1	30	5	41	1	0
Stewart	R 5-7	3.61	56	1	0	0	36	9	129.2	117	60	52	15	1	66	10	77	5	1
Swaggerty R.	0-0	5.40	1	0	0	0	0	0	1.2	3	1	1	0	2	2	1	2	0	0
Totals	83-78	4.38	399	161	32	6	129	33	1427.1	1480	764	694	160	23	568	56	793	32	7

DETAILED SUMMARY ORIOLES 1985 SEASON

Final Overall Record: 83-78 (.516)

Fourth in A.L. Eastern Division, 16 games behind first place Toronto
Home: 45-36 **Road:** 38-42 **Vs. East:** 33-44 **Vs. West:** 50-34

ARTIFICIAL TURF: In '85, the Orioles were 11-12 (.478) in the A.L. ballparks with artificial turf (Kansas City, 4-2; Minnesota, 3-3; Seattle, 3-3; Toronto, 1-4) placing them 8th in the league behind leader Toronto (64-34, .653)

Baltimore's lifetime record on the carpet is 135-129 (.511). The O's are 128-125 (.506) in A.L. stadiums (Chicago, 27-24 from '68 thru '75; Kansas City, 29-44; Minnesota, 12-12; Seattle, 31-18; Toronto, 29-27) and 7-4 in 4 world series ('70 Cincinnati, 2-0; '71 Pittsburgh, 0-3; '79 Pittsburgh, 2-1; '83 Philadelphia, 3-0).

BATTING: (See also "home runs".) The O's were tied with Milwaukee for 7th in the A.L. with a .263 (5517-1451) team batting average. In other categories, the Orioles were 3rd in the majors in on-base pct. (.336) behind the Red Sox (.347) and Yankees (.344); 3rd in the A.L. in bases on balls with 604, the 5th straight year they have finished among the top 3 in the A.L. in that category; 3rd in strikeouts (908), 2nd highest in 13 years and the most since '77; 7th in GDP's with 132, the same total as in '84.

Baltimore batted .259 (2912-755) with 105 homers and 432 runs scored in 85 first half games and .267 (2605-696) with 109 home runs and 386 runs scored in 76 second half games.

Runs: The Orioles established a club record for runs scored with 818, bettering the old mark of 805 set in '83. Only 3 clubs in the majors scored 800 or more runs in '85: Yankees, 839; Orioles, 818; Red Sox, 800.

The O's scored 8 or more runs in a game 34 times (they were 30-4, .882); 6 or more 64 times (they were 56-8, .875) and 5 or more 75 times (they were 61-14, .813). When held to 4 runs or less the Orioles were 21-64 (.247).

They also scored 6 or more runs in an inning 18 times, 2 more times than the O's had done it in the 4 previous seasons combined ('81 thru '84). The Birds scored 5 or more runs in an inning 29 times; 10 runs-once; 8-once; 7-5 times; 6-11 times; 5-5 times.

Slugging: The O's also set club records for total bases with 2,370, surpassing the old standard of 2,333 set in '83. Only the Red Sox (2,455) had more among major league teams in '85. The Birds' major league leading .430 slugging pct. also was a club record breaking the previous high of .421 set in '83.

With Runners in Scoring Position: The Orioles leading hitters with runners in scoring position were: **Alan Wiggins**, .380 (50-19); **Jim Dwyer**, .368 (57-21); **Eddie Murray**, .358 (137-49); **Cal Ripken**, .321 (165-53); **Lee Lacy**, .319 (113-36); **John Shelby**, .317 (41-13); **Gary Roenicke**, .296 (54-16); **Larry Sheets**, .292 (72-21); **Team**, .288 (1252-360).

Tie and Lead Runs Produced: **Eddie Murray**, 45; **Cal Ripken**, 40; **Mike Young**, 25; **Fred Lynn**, 17; **Rick Dempsey**, 14; **Gary Roenicke**, 14; **Floyd Rayford**, 12; **Lee Lacy**, 10; **Jim Dwyer**, 9; **Larry Sheets**, 9; **Alan Wiggins**, 7; **John Shelby**, 5; **Joe Nolan**, 4; **Rich Dauer**, 4; **Lenn Sakata**, 3; **Fritz Connally**, 3; **John Lowenstein**, 2; **Wayne Gross**, 2.

CLOSE GAMES/LATE INNING WINS: The Birds were 19-12 (.475) in 1-run games, 10th in the A.L. ahead of Oakland, Boston, Cleveland, and Texas. It was the 2nd straight year the O's had a losing record in 1-run games, but only their 3rd in the last 12 seasons and only their 10th in 32.

Baltimore was 2nd in the A.L. behind Oakland with a 19-12 (.613) record in 2-run games. The Birds had led the league in that department in '82, '83 and '84. Combined the O's were 38-33 in 1- and 2-run games.

The O's were 17-19 in games decided in a club's final at bat. The O's came from behind to win on 48 occasions and were 27-22 in games decided in the 7th inning or later. Baltimore was 63-11 in contests which it led entering the 7th inning.

The O's won 8 games in "sudden death" at Memorial Stadium. Three of those coming on 9th inning home runs by **Fred Lynn**, including 2 in consecutive games vs. the Twins, May 10-11. The Orioles were beaten in "sudden death" 7 times on the road, including 3 such losses at New York and 2 at Seattle.

The O's finished 11th in the A.L. in extra inning games (3-8, .273). It was their worst record in overtime games since '63 (4-11). It was also their 2nd consecutive season with a losing record in extra inning games, but only their 6th in the last 22 seasons.

DAY/NIGHT: Baltimore was 6th in the A.L. in day games with a 24-23 (.551) record. Thru Aug. 24, the O's were 22-12 in day games, but managed to win only 2 of their final 13 day games. The Birds were also 6th in the league in night games with a 59-55 (.518) mark.

DAYS IN EACH POSITION: First (21); 2nd (28); 3rd (42); 4th (64); 5th (26); 6th (1). Toronto maintained sole possession of first place from May 20 thru the end of the season. The Orioles got off to an unaccustomed fast start and occupied first place 19 of the first 35 days of the season.

After 11 straight days in first, however, the O's were nudged out of the top spot by Toronto on May 13 and except for two days (May 17, 19) when the O's shared first place with the Jays, no other team was in first in the A.L. East the remainder of the '85 season.

After May 26, the O's could get no closer than 4 games out of first, the latest was June 18. The Orioles last occupied 2nd place on June 9, and then after a 2-day hold on third, they spent 83 of the next 86 days in either 4th or 5th place.

The Birds regained 3rd place on Sep. 6 and held it the remainder of the month. However on the final day of the regular season, the Tigers clubbed the O's 11-3 breaking a 3rd place tie between the 2 clubs. The Orioles were eliminated after 148 games, exactly the same number of games when their elimination occurred in '84.

DESIGNATED HITTERS: Orioles designated hitters were 10th in the A.L. in batting with a .232 average (613-142), the club's 2nd lowest dh average since the rule was instituted in '73. The Birds' dh's hit .219 (607-133) in '84.

The O's were tied for 5th in homers in the A.L. with 26 and drove in 82 runs. Only Toronto had less (78). Baltimore dh's also bounced into 21 double plays, only Cleveland (23) had more, and fanned 117 times, 5th highest figure in the league.

Individuals: Rookie **Larry Sheets** served as the Orioles dh in 93 games and batted .262 (294-77) in that role with 13 hrs and 43 rbi. **Sheets** was 4th in batting among dh's who appeared in at least half of their team's games.

Other designated hitters to see action were: **Mike Young**, .250 (120-30), 8 hrs, 24 rbi; **Dan Ford**, .187 (75-14), 1 hr, 1 rbi; **Gary Roenicke**, .240 (25-6), 1 hr, 5 rbi; **Wayne Gross**, .158 (19-3), 1 hr, 1 rbi; **Leo Hernandez**, .059 (17-1), 0 hr, 0 rbi; **Lee Lacy**, .235 (17-4), 0 hr, 1 rbi; **John Lowenstein**, .071 (14-1), 0 hr, 2 rbi; **Eddie Murray**, .250 (8-2), 1 hr, 2 rbi; **John Shelby**, .286 (7-2), 1 hr, 2 rbi; **Jim Dwyer**, .400 (5-2), 0 hr, 1 rbi; **Joe Nolan**, .000 (5-0), 0 hr, 0 rbi; **Fritz Connally**, .000 (3-0), 0 hr, 0 rbi; **Kelly Paris**, .000 (3-0), 0 hr, 0 rbi; **Floyd Rayford**, .000 (1-0), 0 hr, 0 rbi.

DOUBLEHEADERS: The Orioles participated in only 5 doubleheaders, matching the club record for fewest ever ('80 and '84) and failed to win a twinbill for the first time in the club's history. The Birds lost 2 twin bills and split 3 giving them a 3-7 record (.300) in doubleheader games. Only Texas (1-3) had a lower pct. in the A.L. Baltimore went 9-2-2 in doubleheaders during the '83 and '84 seasons combined.

For comparison's sake: In '55, the O's played a club record 32 doubleheaders.

FIELDING: The Orioles finished the season tied for 8th in fielding in the A.L. with a .979 mark (6127 tc, 129 e). It was their lowest fielding pct. since '61 (.979) and the 129 errors were the most committed by the Birds since '59 (146). In the previous 24 seasons, the O's had finished first or 2nd in the A.L. in fielding 19 times, 3rd twice, 4th once and 5th twice.

Orioles catchers set a club record allowing only 4 passed balls, 2nd in the A.L. to Toronto (3). The Birds turned 168 double plays, 3rd best in the league.

DETAILED SUMMARY (Cont.)

Individuals: **Cal Ripken**, who for the 3rd consecutive season played every inning of every game at shortstop, led all A.L. shortstops in putouts (286) and double plays (123) and was 2nd to **Tony Fernandez** in successful total chances (760) and assists (474). His .967 fielding pct. (.786 tc, 26 e) was 4th in the A.L. among qualifying shortstops.

Rich Dauer finished the '85 season with a .9875 (4512 tc, 57 e) career fielding mark at 2nd base, well above the existing A.L. record for highest pct. (.984 held by 4 others). **Dauer**, however, with 9 years and 965 career games at 2nd, is shy of meeting the 10 years or 1,000 games qualifying standards.

Fred Lynn was 4th in the A.L. in fielding among qualifying outfielders with a .994 pct. (322 tc, 2 e).

Mike Boddicker was 2nd in the A.L. in double plays by pitchers (6), 3rd in total chances (74), 4th in assists (46) and 5th in putouts (26), despite missing 3 starts due to injury. He led the majors in successful chances in '84 (96).

Storm Davis didn't commit an error in his 31 appearances (35 tc's). Only Detroit's **Dan Petry** (62 tc), K.C.'s **Mark Gubicza** (49 tc) and Minnesota's **Bert Blyleven** (49 tc) handled more chances without an error.

HOME AND AWAY: The Orioles were tied for 6th in the A.L. with a 45-36 (.556) record at home. The Orioles have had a winning record at home for 13 straight seasons and 27 of their 32 seasons in Baltimore. It was the 2nd straight year (and only their 2nd since '76) that the club has fallen below a .600 winning pct. at Memorial Stadium.

The O's were 38-42 (.475) on the road marking only the 2nd time in the last 18 seasons (starting '68) that the team has been below .500 in away games.

HOME RUNS: The Orioles hit a club record 214 home runs, tops in the majors and the 7th highest total in major league history. The previous club record was 181 in '79. The Tigers were 2nd with 202. It was the first time in history that two clubs in the same league hit 200 home runs in the same season.

The O's 214 homers accounted for 43% of their total run production (355 of 818). The Birds also hit a club record 103 homers at home and the combined total of Orioles and opponents home runs at Memorial Stadium was 190, also a record.

Baltimore hit 3 or more in a game 25 times; 7-once; 6-once; 5-once; 4-four times; three-18 times. They tied a club record with 7 hrs in one game at California on Aug. 26. Cleveland and Detroit felt the Orioles home run power most. The Birds hit 26 against each.

Clubs With 200 Home Runs in One Season: 1.) '61 Yankees, 240; 2.) '63 Twins, 225; 3.) '47 N.Y. Giants, 221; 4.) '56 Reds, 221; 5.) '64 Twins, 221; 6.) '82 Brewers, 216; 7.) '85 Orioles, 214; 8.) '77 Red Sox, 213; 9.) '62 Tigers, 209; 10.) '53 Dodgers, 208; 11.) '66 Braves, 207; 12.) '73 Braves, 206; 13.) '62 S.F. Giants, 204; 14.) '70 Red Sox and '80 Brewers, 203; 16.) '85 Tigers, 202; 17.) '55 Brooklyn Dodgers, 201.

Orioles with 10 Or More: A total of 9 Orioles hit 10 or more homers tying a major league record with 9 other clubs. **Lee Lacy** hit his 8th and 9th homers on Aug. 25, then went without a homer over his last 31 games.

Grand Slams: The Birds also led the majors with 7 grand slams. It marked the 5th straight season the O's have led or tied for the major league lead in grand slams ('81 thru '85). The Orioles have hit 36 grand slams during that span, 13 more than the closest team (California, 23).

Eddie Murray led the club with 3 grand slams and rookie **Fritz Connally**, who was subsequently sent to Rochester, became the 7th player in big league history to make his first 2 major league homers both grand slams. **Murray** now has 12 lifetime, tied for 2nd among major league actives with **George Foster** (Mets) behind the A's **Dave Kingman** (15).

Pinch Hit Homers: The Orioles also topped the A.L. in pinch hit homers with 6, one more than Minnesota and Detroit and one less than major league leader Chicago (Cubs).

INJURIES: Orioles pitchers were hit hardest by injuries beginning with **Mike Flanagan**, who ruptured his left Achilles tendon in a charity basketball game on Jan. 23. **Flanagan** missed the entire first half of the season and was not activated until July 20.

Rookie reliever **Nate Snell** was on the disabled list for one month after he suffered a broken rib on his right side when he was struck by a line drive off the bat of Minnesota's **Mike Stenhouse** on July 9. **Snell** was activated on Aug. 8.

Mike Boddicker missed his last 3 starts while suffering from tendinitis in his left knee, an injury that nagged him throughout his last 4 outings. **Storm Davis** also missed his last 3 starts after **Mike Pagliarulo's** line drive hit him on the right wrist in a game against the Yankees on Sep. 21. **Davis** suffered nerve and tendon damage to the wrist.

Tippy Martinez, for the 2nd straight year, was plagued by a sore left shoulder. **Tippy** was left particularly ineffective the first half of '85. He received a cortisone shot at the all-star break which alleviated much of the pain in the 2nd half.

Rick Dempsey missed 3 games after suffering a bruised left shoulder in a collision at home with Seattle's **Jim Presley** on Sep. 1. **Dan Ford** aggravated his left knee in a pre-game mishap on June 8 and was placed on the disabled list for the remainder of the season. He was operated on July 17 and spent the rest of the season at his home in California.

Lee Lacy tore a ligament in his right thumb in an exhibition game vs. Montreal on March 12. He was placed on the disabled list on March 28 underwent surgery on April 3. **Lacy** missed 28 regular season games before returning on May 13.

Fred Lynn tore ligaments in his left ankle in Minnesota on July 22, but continued to play until he reinjured it in Oakland on Aug. 24. **Lynn** missed more than 3 weeks before returning on Sep. 16. He was also bothered periodically by muscle spasms in his lower back, an injury which originally occurred on June 28 in Boston. He missed approximately 10 games throughout the year due to the back injury.

Joe Nolan was put on the disabled list on July 2 with chronically sore knees and remained at his home in St. Louis the rest of the season. **John Shelby** tore cartilage in his rib cage during the pre-game practice on Sep. 24 and appeared in only one game the final 2 weeks of '85.

MANAGERIAL CHANGE: Before he was dismissed, **Joe Altobelli** managed the Orioles thru June 12, compiling a 29-26 record. **Cal Ripken, Sr.**, served as interim manager on June 13 and was winner in his one game. **Earl Weaver** began his 2nd tour with the club on June 14 and the O's went 53-52 thru the rest of '85.

MONTH-BY-MONTH: April: 12-7 (8-2 at home); May: 14-12 (5-4 at home); June: 11-15 (7-8 at home); July: 14-14 (7-10 at home); Aug.: 16-11 (8-3 at home); Sep./Oct.: 16-19 (10-9 at home).

PINCH HITTING: For the 2nd straight year, the Orioles pinch hitters were the busiest in the A.L. with 264 plate appearances. O's pinch swingers, however, managed only a .186 (220-41) collective batting average, a 70 point drop from '84. The O's were 11th in pinch hitting average in the A.L., but did lead the league with 6 pinch homers.

Baltimore pinch hitters were also first in the A.L. in at bats (219), runs (29), total bases (72), doubles (tied, 9), triples (2), sac flies (6), walks (36) and strikeouts (49).

Larry Sheets and **Wayne Gross** hit back-to-back pinch home runs on Aug. 12 off Cleveland's **Jerry Reed**, tying a major league record. The last time the Orioles did it was on Aug. 26, '66 when **Boog Powell** and **Vic Roznovsky** both homered off Boston's **Lee Stange**.

Individuals: **Larry Sheets'** 2 pinch hit home runs tied 4 others for the league lead. **Gary Roenicke** was the A.L.'s 3rd busiest pinch hitter with 40 plate appearances. **Jim Dwyer** tied for 3rd in the A.L. for most pinch hit rbi (8). **Lee Lacy** (.500, 4-2, 0 hr, 0 rbi) and **Mike Young** (.333, 18-6, 0 hr, 4 rbi) were the O's most successful pinch hitters.

Others: **Gary Roenicke**, .103 (29-3), 0 hr, 3 rbi; **Wayne Gross**, .241 (29-7), 1 hr, 1 rbi; **Jim Dwyer**, .192 (26-5) 0 hr, 8 rbi; **Joe Nolan**, .091 (22-2), 0 hr, 0 rbi; **Fritz Connally**, .313 (16-5), 0 hr, 2 rbi; **Larry**

DETAILED SUMMARY (Cont.)

Sheets, .250 (16-4), 2 hr, 5 rbi; **John Shelby**, .250 (12-3), 1 hr, 2 rbi; **Floyd Rayford**, .222 (9-2), 1 hr, 2 rbi; **Dan Ford**, .111 (9-1), 0 hr, 0 rbi; **Al Pardo**, .000 (7-0), 0 hr, 1 rbi; **Rick Dempsey**, .167 (6-1), 1 hr, 3 rbi; **Leo Hernandez**, .000 (6-0), 0 hr, 0 rbi; **Tom O'Malley**, .000 (5-0), 0 hr, 0 rbi; **John Lowenstein**, .000 (3-0), 0 hr, 1 rbi; **Fred Lynn**, .000 (1-0), 0 hr, 1 rbi; **Kelly Paris**, .00 (1-0), 0 hr, 0 rbi; **Lenn Sakata**, .000 (1-0), 0 hr, 0 rbi.

PITCHING: The Orioles 4.38 era, 8th in the A.L., was the highest in club history, breaking the old mark of 4.21 established in '55. O's hurlers also set new highs for runs allowed with 763 (previous high- 754 in '55); hits allowed with 1,480 (previous high- 754 in '55); and home runs allowed with 160 (previous high- 147 in '62 and '82). Likewise, opponents batted .270 (1480-5491), the highest mark ever against the Orioles.

The 32 complete games were the least by an Oriole staff (excluding abbreviated '81 season) since '67 (29). The O's threw only 6 shutouts, lowest total since '54 when they also had 6. Their 568 walks were the most allowed since '61 (617) and 4th highest total in the O's history.

The O's trailed after the first inning 52 times and went 20-32 in those games. They allowed at least one run in the first inning on 62 occasions for a total of 117 runs. O's starters failed to get past 4 innings on 41 occasions (O's were 9-32 in those games).

The Birds staff had a 4.38 era thru 85 first half games and the same mark thru 76 2nd half games. O's starters were 60-60 with a 4.69 era (946.2 ip/493 er) while relievers were 23-18 with a 3.76 era (480.2 ip/201 er).

Since '54, O's pitchers have combined for the 2nd lowest era in the A.L. with a 3.393 mark (42,677.1 ip/16,091 er) to the Yankees' 3.391 (42,728.2 ip/16,102 er).

STREAKS: In '85, the O's longest winning and losing streaks were each 6 games. The O's won 6 in a row (Aug. 13-19) and lost 6 straight (Sep. 28-Oct. 3).

WINS: Although they finished with their lowest victory total (excluding the abbreviated seasons of '72 and '81) and winning pct. since '67 (76-85, .472), the Orioles did post their 18th consecutive winning season, giving them the longest current streak of its kind, the 2nd longest in major league history behind the Yankees' all-time record of 39 consecutive winning campaigns from '29 thru '64.

With 85 wins in '84 and 83 in '85, the Orioles failed to win 90 games in consecutive seasons for the first time since '62-'63. The Birds also finished below 2nd place in consecutive seasons for the first time since '64-'65.

Baltimore has still won more games than any team in the majors over the past 30 years (starting '56) with a 2667-2069 (.563) record. The Yankees are 2nd with a 2661-2087 slate (.561). See page 00 for more details.

REVIEW OF ORIOLES' 1985 SEASON

For the Orioles, the 1985 Season, was perhaps best characterized by five principal elements: (1) Personnel changes; (2) A fast start and a slow finish; (3) Prolific scoring and home run production, that smashed existing team standards; (4) The least efficient pitching in the team's 32 Baltimore based seasons; (5) Club record home attendance in excess of 2,000,000 for the third straight year.

A YEAR OF TRANSITION

The turnover in Orioles uniformed personnel between the end of the '84 season and Dec. '85, a period of 14 months, was extensive. So much so that by the end of that span, less than half of the players who had worn the Orioles colors in the '83 World Series remained on the scene.

Thirteen players, a manager and two coaches had departed, to be replaced by a like number of newcomers in a major re-building project.

Perhaps it all started when **Jim Palmer** stepped down in May '84, but the program took on steam at the end of that season. Two other Orioles legends, the veterans **Al Bumbry** and **Ken Singleton** were not re-signed, and neither was **Benny Ayala** nor **Tom Underwood**.

Long time batting instructor **Ralph Rowe** moved on and was replaced by the O's former pinch-hitting specialist **Terry Crowley**. Another former Oriole of legendary distinction, **Frank Robinson**, also re-joined the club's coaching staff.

In the meantime, the O's went out into the free agent market and acquired talented veterans **Fred Lynn**, **Lee Lacy** and **Don Aase**.

Todd Cruz didn't make the spring training cut, and early in the season **Joe Nolan** & **John Lowenstein** retired and **Dan Ford** played his last for the Orioles.

Four rookies helped take up the slack. On opening day, **Fritz Connally**, **Larry Sheets**, **Ken Dixon** and **Nate Snell** were among the 25, and, by the time **Connally** had been sent down to Rochester, rookie catching prospect **Al Pardo** had been re-called.

Joe Altobelli who had been at the helm in '83 when the O's won their 3rd world championship was replaced in mid-June by **Earl Weaver**. A week later **Ray Miller** left to manage the Minnesota Twins and minor league pitching instructor **Ken Rowe** was promoted to plug the gap.

Soon after that, the O's signed fleet footed 2nd baseman **Alan Wiggins**, adding some badly needed speed to the offense.

The changes continued into the off-season. Two veteran infielders, **Rich Dauer** and **Lenn Sakata**, were not re-signed. General Manager **Hank Peters** traded **Gary Roenicke** to the Yankees for pitcher **Rich Bordi** and infielder **Rex Hudler**. Then he sent the O's long-time long reliever **Sammy Stewart** to the Red Sox for infielder **Jackie Gutierrez**.

By the time opening day rolls around, other changes are likely as the Orioles continue to make the moves designed to thrust them back into the mainstream of the pennant race from which they've been absent the past 2 seasons.

FAST START, SLOW FINISH

After a deliberately Spartan spring training regimen designed to counter the club's decade long propensity for desultory regular season starts, the O's won their first 4 games, and went on to post an 18-9 record by May 11th. At that point, they were tops in the tough eastern division.

It was the Birds' most bullish start in years. Unfortunately, it didn't last. They went 65-69 the rest of the way while posting the club's lowest won-lost percentage since '67 (83-78), .516.

However, it was also the 18th consecutive season the Orioles had logged a winning record, a feat surpassed by only one franchise, the New York Yankees whose 39 straight winning campaigns from '26 thru '64 constitute the major league record.

And, despite being out of the pennant race down the stretch, Orioles fans set a club attendance record for the 3rd straight year while exceeding 2 million at home, also for the 3rd season in a row.

A SCORING MACHINE

The O's scored a whopping 818 runs (topping the previous club record of 805 set in '80). In that category they were 2nd in the majors, to the Yankees' 839.

In home runs, the Birds were second to none. In fact, their 214 homers ranked 7th on the all-time list (the '61 Yankees top the ledger at 240). Among those many long balls were 7 grand slams, enabling the O's to lead the majors in that category for the 5th straight year.

The long ball power helped produce runs in clusters as illustrated by the fact that on 29 different occasions they scored 5 runs or more in an inning, and 75 times they scored 5 or more in a game. The O's also set club records in total bases (2370) and slugging percentage (.430).

PITCHING PROBLEMS

With an 18-9 start, un-precedented power and scoring capacity, why did the O's play at less than a .500 pace for the last 5 months of the season?

Though it might be something of an over simplification, the appropriate one-word answer is "pitching".

The Orioles, whose distinction of being the winningest club in the majors over the past 30 years is probably due more to pitching than to any other single commodity, were out of character. It was eerie, like celebrating Halloween all-season long.

REVIEW '85 SEASON (Cont.)

The staff's community effort resulted in several significant negative club records: highest era (4.38), most runs and earned runs yielded (764 & 694), most hits (1480) and most home runs balls (160).

The opposition combined to hit .270 vs. the O's as the Birds recorded their lowest totals in shutouts (6) since '54, fewest complete games (32) since '67 and most walks (568) since '61. The O's trailed after the 1st inning 52 times and went 20-32 in those games. When their starters failed to get past 4 innings as they did on 41 different occasions, the Birds went 9-32.

Perhaps the following statistic best illustrates the O's primary conflict, their ability to score contrasted by their inability to keep the other fellow from following suit: When the O's scored 5 or more runs, they went 61-14, (.813). But, when they scored 4 runs or less, they were a mere 21-64 (.247).

INDIVIDUAL ACCOLADES

Both **Eddie Murray** and **Cal Ripken** scored and drove in more than 100 runs each (interesting sidelight: though their combined total of stolen bases was 7, they both out-scored the Cardinals' rookie speedster **Vince Coleman** who swiped 110).

Ripken also played every inning of every game to extend his totals to 4557 innings (believed to be a major league record) and 603 games.

Floyd Rayford effectively patched up a problem at 3rd base (.300 average, 18 hr) and also doubled as a solid back-up catcher to **Rick Dempsey**.

Dempsey set career highs in both rbi (52) and home runs (12).

Lee Lacy, whose opening day was 5 weeks late because of a spring training hand injury, hit .300 most of the year before a late season slump deflated the final figure to .293.

Sophomore **Mike Young** came into his own (28 homers, 81 rbi), trailed only **Murray** and **Ripken** in productivity and enjoyed a single month (August) like no other Oriole before him (32 rbi, 11 homers).

Fred Lynn played an excellent centerfield (though his "Rambo" style perhaps made him more vulnerable to injury), and specialized in 9th inning homers, 6 of them in total (and 3 of those game-winners) before his wounds caught up with him in late season.

Accolades are also appropriate in the cases of 3 relievers: new comer **Don Aase** who shook off a shaky start to become the club's top short man (10-6, 14 saves); 32-year old rookie **Nate Snell** who was on a season long roll until a line drive broke a rib on July 9th; and **Sammy Stewart** who was the O's top reliever in the early months before succumbing to late-season blahs.

The rookie **Ken Dixon** also deserves plaudits for his 9-3 record as a starter. His 4.00 era in that capacity was the lowest on the staff among starters.

SOME HIGHLIGHTS/LOWLIGHTS

Apr. 8 . . . Opening Day: The O's didn't get their 1st '85 hit until the 7th inning but still led the Rangers' 2-1 thanks to **Charlie Hough's** 8 walks and 2 **Don Slaught** passed balls. Rangers tied in 8th, but **Eddie Murray** won it with a 2-run homer off loser **Dave Rozema** in the bottom of the 8th.

Apr. 19 . . . Connally's First Grand Slam: Rookie **Fritz Connally** whose first 2 major league home runs were grand slams hit his first at Toronto off **Doyle Alexander** on the 14th pitch thrown to him in that plate appearance. **Connally** fouled off 9 pitches before connecting to give O's 4-1 lead in 5th, but O's lost 6-5.

May 5 . . . Rip goes 5-for-6 vs. Twins: The day after he broke **Brooks Robinson's** club record for consecutive games played, **Rip** enjoyed a big day at the Metrodome while going 5-for-6 with 4 rbi. The O's won 10-5, beating nemesis **John Butcher** for the first time ever after 5 straight losses to the Twins right-hander.

May 10-11-12 . . . Lynn vs. Twins: **Lynn** sent fans home happy 2 nights in a row (May 10 & 11) with game-winning "sudden death" 9th inning homers, off **Ron Davis** and **Curt Wardle** respectively (**Davis** was the loser both nights). Those 2 victories put the O's in 1st place with an 18-9 record.

No Oriole had ever won 2 games in a row with "sudden death" homers though **Dick Kryhoski** ('54) and **John Stefero** ('83) had broken up consecutive games with game-ending singles.

The next afternoon, **Lynn** delivered a home run in the 9th inning for the 3rd straight time, though this time the O's were well behind and lost 7-3.

Jun. 3 . . . Lacy's First A.L. Homer: **Lee Lacy** chose the right time for his 1st A.L. homer. It was a 2-run bottom of the 9th inning shot off the Angels' ace reliever **Donnie Moore** to rightfield climaxing a 4-run rally enabling O's to beat California 7-5 after entering the final inning with a 5-3 deficit.

Jun. 4 . . . Longest A.L. Game of Year: It took the Angels 5:04 and 15 innings in Baltimore to put the O's away 6-5 on **Mike Brown's** single off loser **Ken Dixon** . . . It was longest game by time in A.L. and matched the Red Sox-Angels game of Apr. 30 at Anaheim as longest by innings.

Jun. 10 . . . Lacy's Broken Bat Homer: **Lacy** led off game at Tiger Stadium with a broken bat home run to the opposite field (right), a rare if not unique occurrence, off **Jack Morris**. The Tigers insisted on an inspection of **Lacy's** bat, but no foreign substances were found.

Lacy, in one of most exciting games of year, also hit a home run off **Aurelio Lopez** in the top of the 11th to give the O's a one run-lead but the Tigers then rallied in the home half to win on **Barbaro Garbey's** lead off homer and a subsequent game-winning single by **Lance Parrish**.

Earlier **Parrish's** 7th inning homer off **Tippy** who had just relieved **Dennis** had tied the game at 5 . . . With 2 down in the 9th and the O's trailing by one, **Floyd Rayford** homered off **Willie Hernandez** to tie the game again.

Jun. 12 . . . Alto's Last Game: The O's dropped their 5th in a row, 6-2 to the Tigers at Detroit, and **Joe Altobelli** was relieved the following day. At the time, the O's were 29-26, in 4th place, 8 games behind.

Jun. 14 . . . Earl's Return: After **Cal Ripken Sr.** guided the O's to an 8-3 win over Milwaukee in Baltimore on Thursday the 13th, **Earl Weaver** returned to the helm against the same opponent he faced in his final game before retiring, on Oct. 3, '82, the Brewers.

Earl got a good look at the O's biggest problem in the very first inning (pitching) when starter **Storm Davis** spotted Milwaukee a 3-0 lead on 43 first inning pitches. However, **Storm** settled down and threw only 82 more over the last 8 innings as the O's came from behind to win 7-5.

Just as his big power man, **Boog Powell**, stole 2nd in the first inning of **Earl's** big league debut in July, '68, so did **Eddie Murray** in the opening inning of his return.

There were 3 in uniform for the comeback who had been in the starting lineup for the '68 debut: **Frank Robinson**, **Andy Etchebarren** and **Frank Howard** (for the Senators) . . . Some 14,000 "walk-up" tickets were sold for **Earl's** homecoming.

Jul. 11 . . . Lynn does it Again: **Lynn's** 2-out 3-run homer off Chicago's **Mike Stanton** in the bottom of the 9th capped a 4-run rally that gave the O's a 7-6 win over the Sox. It was **Lynn's** sixth 9th inning homer of the year and his 3rd "sudden death" game winner (see more details on that game under "vs. Chicago" on page 43).

Jul. 13 . . . Near Miss vs. ChiSox: Trailing Chicago's **Britt Burns** 9-0 after 4½ innings, the O's scored 8 times over next 2 frames, but could get no closer. After that **Burns** stiffened, and went the route, winning 9-8 on a 144 pitch effort. **Gary Roenicke** hit 2 homers, one a grand slam, to account for 6 rbi. **Carlton Fisk** and **Tony LaRussa** were both ejected.

Aug. 21 . . . 10-Run Inning: The O's tied a club record by scoring 10 runs in the 3rd inning at Seattle and led 10-0, then held on to win 11-8.

Aug. 23 . . . Late Foot at Oakland: Held scoreless on one hit by the A's **Jose Rijo** and **Steve Mura** thru 8 innings the O's scored 7 times in the top of the 9th to beat the A's and their relief ace **Jay Howell**, 7-2.

Aug. 26 . . . Eddie's Big Night at Anaheim: **Eddie Murray** put on a memorable performance with a club record tying 9 rbi on 4 hits including 3 homers, one of them a grand slam (his 12th

REVIEW, '85 SEASON (Cont.)

lifetime). Eddie wasn't alone, however, as the O's blasted California 17-3, on a 17-hit attack featuring 7 Baltimore home runs. (For more details, see "Vs. California" on page 41.)

Sep. 7 . . . Young Beats 5-Man Infield: With bases loaded, none out and O's **Mike Young** batting in bottom of 9th vs. Angels, Manager **Gene Mauch** inserted **Gus Polidor** (his major league debut) as a 5th infielder (replacing right fielder) and spotted him on right side of the infield between 2nd baseman **Rob Wilfong** and 1st baseman **Bobby Grich**.

However, **Young** smashed a game-winning single down the line past **Grich** off **Donnie Moore** to end it.

Sep. 8 . . . 43 Players: The O's (20) and Angels (23) combined to use 43 players, a record for an Orioles game as Angels scored in top of 11th to beat O's 7-4 . . . **Polidor** who had debuted the day before defensively ignited a game-winning 11th inning rally with a base hit in his first major league at bat.

ORIOLES VS. OPPONENTS—1985

VS. BOSTON ('85: 5-8 . . . Lifetime: 272-281) . . . The O's lost the season series to the Sox for the 2nd straight year and for the 3rd time in 4 seasons. The Carmines are the only club in the A.L. with a lifetime winning record vs. Baltimore.

FIRST DEAL IN 25 YEARS: The O's-Red Sox deal on Dec. 17 in which **Sammy Stewart** went to Boston in exchange for **Jackie Gutierrez**, was the first between the 2 clubs in a quarter century. On that occasion, the Birds swapped outfield **Willie "Razzama" Tasby** to the Carmines for another outfielder, defensive whiz **Gene Stephens**. The date was June 9, '60.

The only other transaction between them in that span was a cash deal in '66 (Aug. 15) when the O's sold the contract of lefthanded pitcher **Billy Short** to the Red Sox.

1985 SEASON SERIES: At home the O's won only once against the Sox (1-5) while being out-scored 19-46 in 6 games. The lone victory occurred in the final game of the season between the 2 clubs (2nd game of dh, Oct. 3, 9-8), on a 5-run come-from-behind uprising in the 8th inning. That was **John Habyan's** 1st big league victory (in relief) and **Eddie Murray's** 2-run double was the decisive blow.

That success snapped Boston's 8-game winning streak in Baltimore. So the Red Sox go into '86 having won 8 of their last 9 at Memorial Stadium, and own a 10-3 mark here in the last two full seasons.

Overall, the Sox batted .313 (473-148) in the 13 game season series while scoring 71 runs, including a .332 mark (229-76) in 6 games at Memorial Stadium. The O's hit .250 (440-110) and tallied 53 times.

The Sox sweep of the 3 games series on June 7-8-9 (8-4, 2-12-0), was their first at Memorial Stadium in 8 years (since '77).

RED SOX BATTING: Eleven of the 18 Red Sox who batted against the O's in '85, hit .292 or better (9 hit over .300). **Jim Rice** a .393 hitter vs. the Birds (28-11, 3 hr, 7 rbi in 8 gms), has a .321 career average in his 11 A.L. seasons against the O's (532-115) with 35 homers and 105 rbi in 136 games.

In the last 6 years, **Tony Armas** has driven in 55 runs vs. the O's in 60 games while pounding 23 homers . . . Though **Armas** has only a .226 lifetime average against Baltimore pitching (305-69), he's hit .338 over the last 2 seasons (65-22).

The most productive of the Sox' hitters in the seasons series was **Dwight Evans** who drove in 13 runs in 13 games on a .360 average (50-18) with 3 homers. Rookie **Mike Greenwell** made an auspicious beginning against the O's with a 4-for-6 including a home run first time up off **Eric Bell** (it was his 3rd major league hit and 3rd homer on Oct. 1).

Bill Buckner in two A.L. seasons has a .284 average against the Birds (109-31). So what, you say? Well, he's hitting .436 (55-24) at Memorial Stadium and only .130 (54-7) at Fenway vs. the O's . . .

Marty Barrett is batting .340 lifetime vs. the O's (94-32), well above his .277 career average . . . **Wade Boggs**, on the other hand, has a .317 career mark against Baltimore (183-58), substantially below his .354 overall lifetime figure.

RED SOX PITCHING: Dennis "Oil Can" **Boyd**, **Bruce Hurst** and **Bobby Ojeda** were all 2-1 vs. the O's in '85. No one else had more than one decision.

The O's were the last of 26 clubs to be shutout in '85 when **Boyd** did the job in Baltimore on June 9. It was the first time the O's had been blanked since Sep. 21, '84. **Boyd** was the perpetrator on that occasion as well. The O's evened the score somewhat 3 weeks later (Jun. 29 at Boston) when they jumped on **Boyd** for 9 hits and 7 runs in 4 innings enroute to a 16-4 victory on 19 safeties. Lifetime, "Oil Can" is 4-4 vs. the O's.

The O's won't miss **Ojeda** (now with the Mets) who started and completed 3 games against them in '85. He held the O's to a .183 average (93-17) in 27 innings, walking only 3 and striking out 18. **Ojeda** leaves the A.L. with a 6-3 lifetime mark vs. the O's (4-1 at Memorial Stadium).

ORIOLES BATTING: **Floyd Rayford** was the leading hitter in the season series, topping both clubs' regulars with a .405 (37-15) average . . . **Eddie Murray** drove in 12 runs in 13 games and shared home run leadership with **Mike Young** (each had 3 vs. Carmines) . . . All 3 of **Young's** were hit off **Bruce Hurst**.

John Shelby (.333, 30-10) and **Lee Lacy**, in his first A.L. season, (.310, 42-13) also hit well vs. the Sox, but both **Fred Lynn** (.150, 20-3) and **Jim Dwyer** (.056, 18-1) had their troubles.

Rayford is the O's leading lifetime hitter vs. the Red Sox with a .353 average (68-24), and a has a .455 (33-15) average at Fenway Park.

ORIOLES PITCHING: While the Red Sox had 3 pitchers with 2-1 records, the O's had a trio who went 1-2: **Mike Boddicker**, **Storm Davis** and **Dennis Martinez**.

Don Aase (0-0) was touched for 12 hits in 20 bats by the Sox in his first 2 outings against them (June 7-9) along with 9 runs in a total of just 3.2 innings. After that, however, he was stingy as hell in 4 appearances, allowing no runs and one hit in 4.1 innings while picking up 3 saves.

Dennis Martinez is now 11-16 lifetime against Boston . . . His games (32), losses, innings (102.1) and home runs allowed (24) are all career highs vs. a single opponent . . .

Davis is only 2-6 lifetime against the Red Sox who have hit him at a .360 clip the last 2 years (136-49) . . . None of the O's lefthanders had a decision against the Red Sox in '85 . . . **Mike Flanagan** is 9-9 lifetime, **Scott McGregor** 4-8 and **Tippy Martinez** 1-1 with 9 saves.

★ ★ ★

VS. CALIFORNIA ('85: 7-5 . . . Lifetime: 193-149) . . . The O's haven't lost a season series to the Angels since '78. Meanwhile, they've won 6 and tied one while compiling a 57-31 (.648) record, including 3-1 in the '79 WS [28-16 (.636) at Anaheim, and 29-15 (.659) in Baltimore].

In '85 the O's out-hit the Angels .303 (433-131) to .227 (414-94) and outscored them 67-55.

The 15 inning game of June 4th at Baltimore, won by the Angels 5-4 on **Mike Brown's** single off losing pitcher **Ken Dixon**, was the longest of the year by time in the A.L. (5:04). The O's 2nd longest game (4:01), on Sep. 8th, was also against California and in Baltimore and was also won by the Angels, on a 3-run rally in 11th, 7-4.

Some 43 players (Cal.-23, O's-20) saw action in that Sep. 8th game, most ever to appear in an Orioles game.

Probably the most sensational defensive play of the year at Memorial Stadium was authored by **Gary Pettis** on Sep. 7 . . . He made a sensational catch, while sliding on his back, of an **Alan Wiggins** fly ball after a long run, then from a sitting position in left-center field threw a strike to 1st base to double off **John Shelby**.

ANGELS BATTING: **Juan Beniquez** was the top-hitting Angels regular in the season series (.319, 47-15) and the top run producer (8 rbi). See **Beniquez's** bio for more details.

Rod Carew hasn't fared well against the O's over the last 2½ years. Since mid-'83 he is batting only .215 (32-4), but he still has a .312 (696-217) lifetime average against them.

ORIOLES VS. OPPONENTS (Cal. Cont.)

Reggie Jackson has not hit a home run against Baltimore pitching in 2 years while batting only .185 (54-10), but his career long ball against the O's (incl. 2 in ALCS) rank 3rd (tied with **Al Kaline**) behind **Harmon Killebrew** (70) and **Mickey Mantle** (44) on the O's all-time opponents' list.

Gus Polidor's major league debut, in Baltimore on Saturday, Sept. 7th was unique. With the score tied and the bases loaded in the 9th and **Mike Young** coming to the plate, **Gene Mauch** pulled right fielder **Ruppert Jones** and inserted **Polidor** as a 5th infielder between 1st baseman **Bobby Grich** and 2nd baseman **Rob Wilfong**. **Young** then hit a smash down the 1st base line past **Grich** to win for the O's.

The next day **Polidor** entered the game as a late inning defensive replacement at shortstop and, in his first major league plate appearance, singled off **Tippy Martinez** to start a game-winning rally in the top of the 11th.

Dick Schofield, a .162 hitter (37-6) in the season series, has a .175 mark against the O's in 2 A.L. seasons (57-10) . . . Rookie **Jack Howell** went only 4-for-27 (.148) against the O's but 2 of his hits were home runs, both on Aug. 27 [the night after **Murray's** big blow out at the Big A (see below)]. The 2 long balls were good for 5 rbi inasmuch as one of the **Howell** homers was a slam off **Scott McGregor**.

ANGELS PITCHING: **Donnie Moore** was the Angels' dominant pitcher against the Birds . . . he appeared in 6 games and was 1-2 with 2 saves . . . **Geoff Zahn** who did not face the O's in '85, 2-11 lifetime with a 5.42 era (89.2 ip, 54 er).

ORIOLES BATTING: Eight O's hit .300 or better, led by **John Shelby** at .571 (21-12) and **Cal Ripken** who batted .377 (53-20) against the Angels.

However, **Eddie Murray** was the big newsmaker. On Aug. 26, Monday night in Anaheim, he put on an awesome show: 4-for-6 with 3 home runs, 9 rbi, a walk and 3 runs scored . . . He hit the homers off **John Candelaria** (1) and **Alan Fowlkes** (2).

The O's won that game 17-3 and among their 17 hits were a total of 7 homers (**Shelby**, **Floyd Rayford**, **Gary Roenicke**, and **Rick Dempsey** in addition to **Murray's** 3) . . . There were a total of 11 homers in the game (**Beniquez** & **Grich** connected as well).

Eddie drove in a total of 19 runs in the 12 game season series while batting .349 (43-15) with 3 doubles and 6 homers and a .48 on-base pct (57-28). In the last 2 years, he has accumulated 32 rbi in 24 games, smacked 9 homers, batted .368 (87-32) and had a .495 (111-55) on-base pct.

Lifetime, **Murray** who has never missed a game against the Angels since he joined the O's in '77 (109 games) is batting .330 (40-134) with 24 homers and 92 rbi and a .419 on-base average (44-200), including the '79 ALCS.

He is one of 5 current O's with .300 career averages vs. the Angels. **Shelby** (.377, 69-26), **Ripken** (.333, 201-67), **Larry Sheets** (.317, 41-13), and **Alan Wiggins** (.300, 20-6) are the others.

Mike Young has homered against every opponent except the Angels.

ORIOLES PITCHING: **Dennis Martinez** was 3-1 with a 2.00 era (30.1 ip, 16 h) and one shutout. The Angels batted only .15 (103-16) against him in 4 starts . . . Lifetime, **Dennis** is 12-9 and has won 4 of his last 5.

Scott McGregor was only 1-1 in 3 starts with a 5.19 era (17.1 ip, 16 h, 10 er), but he is still 17-6 lifetime (.739) plus 1-0 in the '77 ALCS . . . Including ALCS, he has won 18 of his last 22 decisions vs. California. That stretch includes a 12 game win streak that extended from July 8, '79 until he lost to **Steve Renko** on July 19, '80 . . . His lifetime era is 2.85 (IP-180, ER-57).

Scott has an 11-3 lifetime record at Anaheim (including ALCS). His 10 game winning string at the Big A was snapped on Aug. 27, '84, the same day that **Brian Downing's** drive thru the box in the first inning broke his left ring finger and disabled him for the balance of the season . . . **Mike Flanagan**, 3-7 lifetime vs. the Angels, has never won in Anaheim where he is 0-4.

Mike Boddicker, 4-3 lifetime vs. California, has had his problems at Anaheim . . . He is 1-3 there, and has been touched for 31 hits, 18 earned runs and 10 homers in 4 starts totaling 23 innings (ER-

7.04). In Baltimore he's 3-0 with a 1.33 era (IP-27, H-16, ER-4, HR-0, CG-3).

Tippy Martinez has never beaten the Angels (he has defeated every other club at least once) . . . **Tippy** is 0-3, but he has saved 9 games against them.

★ ★ ★

VS. CHICAGO ('85: 8-4 . . . Lifetime: 261-231) . . . The O's are 20-10 against the White Sox starting Aug. 13, '83 (including 3-1 in '83 ALCS), and are 13-3-2 in season series vs. Chicago over the last 18 years (starting '69).

The O's out-hit the White Sox .283 to .253, out-scored them 73-50, and out-homered them 21-7 . . . The Sox' staff era (6.20) vs. the O's was the highest among all 13 opponents.

BAD DAY FOR CHISOX: The Sox suffered a serious blow—both short and long range—on July 11th at Memorial Stadium. They led 6-3 with 2 out and nobody on in the bottom of the 9th and their relief ace **Bob James** in total control on the mound.

Suddenly, **James**, one out away from his 18th save, injured his knee while pitching to **Lee Lacy** and had to leave the game. **Mike Stanton** relieved him. Moments later, after **Lacy's** single, a walk to **Cal Ripken**, **Eddie Murray's** rbi single, and a 3-run homer by **Fred Lynn** (his 3rd 9th inning game winning homer of the year), the O's won it. Not only had Chicago lost what seemed a certain victory but they also lost **James'** services for 3 weeks.

WHITE SOX BATTING: **Carlton Fisk** led the Sox vs. the O's in homers (2) and rbi (8) and **Tim Lincecum** was the top hitter at .394 (33-13) . . . **Ron Kittle** over the last 2 seasons has batted only .107 (56-6) vs. the O's with 2 homers in 18 games and lifetime has a .185 average (92-17) with 4 homers and 13 rbi in 28 games.

WHITE SOX PITCHING: **Tom Seaver** was 2-0 and is now 3-1 lifetime vs. the O's (plus 1-1 in '69 WS). He and **Britt Burns** (5-5 lifetime, 1-2 in '85) turned in gritty back-to-back winning marathons on July 13, and 14.

On Saturday the 13th, **Burns**, staked to a 9-0 lead, nearly blew it as the O's pulled to within 9-8 in the 5th (**Gary Roenicke** hit a pair of homers off him in the 4th & 5th, one of them a grand slam), but he hung on, and went the route, allowing the O's only one hit over the last 4 innings, and won 10-8 with a 144 pitch performance.

The next afternoon, **Seaver** earned his 297th win on a 137 pitch effort.

Floyd Bannister was 0-3 vs. the O's in 3 starts to even his lifetime mark at 6-6 (excluding 0-1 in '83 ALCS). He has lost 4 straight to the O's (including ALCS) . . . **Gene Nelson** was 0-2 . . . **Richard Dotson** who did not pitch against Baltimore in '85 is 6-7 lifetime (regular season) . . . he's lost 5 of his last 6 decisions to the Birds (including ALCS).

ORIOLES BATTING: **Cal Ripken** hit .386 vs. the Sox (44-17) with 4 home runs and 14 rbi in 12 games . . . During the past 2 seasons, **Rip** has a .415 average (94-39) with 11 homers and 30 rbi in 24 games . . . His lifetime mark vs. the Sox is .315 (184-58).

Lee Lacy and **Alan Wiggins**, both in their first A.L. seasons, batted .375 (40-15) and .303 (33-10) respectively vs. Chicago . . . **Wiggins** stole 4 bases in 4 tries.

Fred Lynn is batting .300 lifetime (337-101) against Chicago . . . **Lenn Sakata** finished his Orioles career with an .053 (95-5) average vs. the Sox . . . **Larry Sheets** has an rbi against every A.L. opponent except the ChiSox . . . **John Shelby** has a .175 career average (80-14) vs. Chicago.

ORIOLES PITCHING: Rookie **Ken Dixon** was 2-0 vs. the Sox in '85 and **Mike Boddicker** was 2-1 to boost his lifetime mark to 6-1 (including '83 ALCS). **Don Aase**, on the other hand, was 0-2 (but did have 2 saves) and is now 1-6 lifetime with 5 saves (he's 1-5 at Comiskey).

At 11-6 **Scott McGregor** is the staff's biggest career winner against the White Sox while **Dennis Martinez**, at 6-8, is the biggest loser . . . **Tippy Martinez** has career 11 saves vs. Chicago, 2nd only to his career high 16 against New York, and is 6-4 . . . **Storm Davis** has only 2 career decisions against the Sox, both victories, in 4 A.L. seasons.

ORIOLES VS. OPPONENTS (Cle. Cont.)

VS. CLEVELAND ('84: 8-5 . . . Lifetime: 280-274) . . . The Indians have the 2nd best lifetime record in the A.L. (6 under .500) vs. the O's. Only the Red Sox who are 281-272, 9 over .500) have a better log against Baltimore.

Both clubs scored 77 runs in the season series . . . The Indians out-hit the O's .296 (442-131) to .271 (436-118), but the Birds out-homered the Tribe 26-9. The O's also hit 26 homers against the Tigers, a high for any major league club against another in '85.

32-YEAR RIVALRY: Though the O's hold only a 6 game edge over the Indians, the fact that they have a winning record at all is surprising . . . After the Birds 1st 3 years in the A.L. ('54-'56) their record against the Indians was 11-55 ('54: 3-19, '55: 3-19, '56: 5-17), and, after 6 seasons ('54 thru '59), the O's were down 40-90.

It wasn't until June '79 that the O's went over .500 for the 1st time ever against the Indians, and they have maintained a modest winning edge ever since. During the past 17 seasons (starting '68) Baltimore has gone 154-104 (.597) vs. the Tribe.

COME-FROM-BEHIND: The O's enjoyed their biggest come-from-behind victory on April 28 in Baltimore . . . The Tribe jumped out to a 3-0 lead in the 1st inning, but **Storm Davis** for the O's homered in the 2nd inning and led 7-1 thru 3 1/2.

Still trailing by 7-5, the O's rallied for 3 to win in the 8th. **Eddie Murray** tied it with a 2-run double off **Tom Waddell**, and **John L. Ensenstein**, playing the next to last game of his career, drove in the go-ahead run with a sac fly. **Don Aase** won it and **Waddell** took the loss.

INDIANS BATTING: **Julio Franco** (.396, 48-19, 11 rbi), **Paul Tabler** (.395, 43-17, 1 hr, 13 rbi) and **Brook Jacoby** (.347, 49-17, 12 rbi) all enjoyed banner seasons against the O's.

The top current Indians lifetime hitters vs. the O's are **Tabler** (.395, 43-17, 1 hr, 13 rbi) and **Franco** (.318, 148-47) . . . **Tony Bernazard** hit .488 (36-14) vs. Baltimore as a rookie in '81 . . . Since then however, he's batted only .195 (159-31) against the O's.

INDIANS PITCHING: In '85 lefty **Curt Wardle** went 2-0 in the O's after going 0-1 for the Twins against Baltimore. Rookies **Joe Roman** and **Rich Thompson** were both 0-2 and the veteran **Verne Ruhle** was 1-2.

ORIOLES BATTING: **Larry Sheets** (.381, 21-8) and **Rick Dempsey** (.317) each had 4 home runs and 10 rbi against Cleveland . . . **Rick** thus doubled his previous career homer output vs. the Tribe to 8. **Cal Ripken** also drove in 10 runs vs. Cleveland in '85.

Fred Lynn batted .340 (47-16), has a .384 log (86-33) vs. the Indians over the last 2 years and is batting .309 lifetime (456-144) . . . **Alan Wiggins** in his first A.L. exposure hit .429 (21-9) with 3 steals in 5 tries.

Eddie Murray had a modest season against the Indians (.279, 10 hr, 8 rbi), but over the last 5 seasons he has driven 45 runs in 14 games vs. Cleveland while batting .368 (193-71) and putting together a .468 (235-110) on-base percentage . . . Lifetime, he is batting .333 (406-139) against the Tribe, a career high vs. one opponent. **Eddie** has played in 111 of 114 Orioles games vs. Indians since he broke in in '77.

In his last 19 games vs. the Indians, **Wayne Gross** had batted .412 (51-21) with 5 home runs and 11 rbi. He has gone 16-for-30 (.571) in his last 10 games at Cleveland.

Mike Young has 7 homers and 18 rbi in 18 career games vs. the Indians. Though he is hitting only .241 (58-14) vs. the Tribe at Cleveland, he has 4 home runs and 11 rbi in 9 games lifetime.

ORIOLES PITCHING: **Don Aase** and **Sammy Stewart** were both 2-0 in the season series and **Dennis Martinez** was 2-1. **Scott McGregor** was 0-2 in 4 starts and now has lost 6 straight decisions (in 9 starts) to the Indians since he beat **Bud Anderson** on Aug. 4, '83 at Cleveland.

Lifetime **McGregor** (10-9) and **Dennis** (10-8) are the biggest career winners vs. the Tribe among current O's while **McGregor** is the biggest loser . . . **Dennis** is 6-3 lifetime at Cleveland Stadium . . . **Tippy**, on the other hand, has never won a game on the lakefront but has earned 4 saves there.

VS. DETROIT ('85: 6-7 . . . Lifetime: 295-265) . . . The O's & Tigers were in a 3rd place tie going into the final game of the season, won by Detroit 11-3 (**Frank Tanana** over **Dennis Martinez**).

These 2 clubs were the most prolific home run hitting teams in the majors with a combined total of 416 for the year (O's-214, Tigers-202) . . . During the 13 game season series, they smacked 46 long balls (O's-26, Tigers-20) . . . The O's also hit 26 against Cleveland, most in the majors by one club against another.

Despite the Orioles edge in homers, the Tigers out-scored them 77-62 and out-hit them in the season series, .271 (458-124) to .247 (461-114).

The Tigers have gone 14-7 at Baltimore starting Sep. 21, '82 . . . Over the last 8 seasons, each team has won 4 season series, 6 of them have been decided by a single game and the O's hold a slight 55-51 edge in that period starting '78. During the 4 years immediately prior to that ('74 thru '77), the O's had a large 50-17 advantage.

O'S SET TOTAL BASES MARK IN DETROIT: The Orioles set a club record for total bases in one game (41) on Sep. 16 at Detroit while downing the Tigers 14-7 (**Dennis Martinez** was the beneficiary) on a 19 hit attack that featured 4 doubles and 6 homers . . . The Bengals also contributed 3 homers. It was one of 2 Orioles games in which 9 homers were hit (also at California on Aug. 26, O's 7, Angels-2).

WILD ONE: **Lee Lacy's** first game ever at Tiger Stadium (June 10) was a memorable one. It was also one of the most exciting of the year for the O's though it has an unhappy ending. **Lacy** led off the game with a broken bat home run off **Jack Morris** to the opposite field (Tigers thought the bat was corked but umpire **Jim McKean** and **Dick Butler** who was on the scene examined and found no such thing).

Later he hit a 2-out homer off **Aurelio Lopez** in the 11th to put O's up by one but the Birds still managed to lose. In the bottom of that inning **Barbaro Garbey** homered to tie off **Sammy Stewart**, and **Lance Parrish** ended it 4 batters later with a "sudden death" single. To get into extra innings, the O's needed a clutch homer by **Floyd Rayford** in the 9th off **Willie Hernandez**. In all, there were 6 lead changes in the game.

After a rainout the following night, the Series ended on Wed., June 12 with another O's defeat (their 5th straight) following day-long speculation that **Joe Altobelli** would be fired. That rumor turned to fact the following afternoon.

TIGERS BATTING: **Darrell Evans** led the Tigers in rbi vs. the O's with 12 in 13 games, 4 of them from a grand slam on July 2 at Baltimore, the first (and only) one ever thrown by **Storm Davis**. That blast gave Tigers 4-0 lead in 1st, but O's rallied to win. **Cal Ripken** homered off **Hernandez** with 2 out and none on in 9th to tie, then **Mike Young** won it with a lead off homer in 10th off **Hernandez**.

Parrish and **Chet Lemon** each hit a club high 3 homers. Two of **Lemon's** came on the final day of the season. Playing only part time for the Twins, **Dave Engle** has been a .372 (43-16) hitter against the O's the last two years.

John Grubb hit .400 (20-8) vs. the O's to boost his lifetime batting mark vs. the O's to .312 (157-49) . . . **Larry Herndon** hit only .207 (29-6) in the season series, but still has a career average of .323 (161-52) against the Birds. **Kirk Gibson** hit only .256 (43-11), but drew 12 walks and was 5-for-5 in stolen base attempts.

TIGERS PITCHING: **Dan Petry**, now 11-7 lifetime, was 2-1 vs. the O's in '85 . . . His 7 game winning streak vs. Baltimore came to an end on Oct. 4 when **Scott McGregor** beat him. It was his first loss to the O's since **McGregor** defeated him 2 1/2 years earlier on July 2, '83 . . . He's now won 7 of his last 8 against the O's.

Frank Tanana (2-0 as a Tiger vs. Baltimore after losing one decision against the O's while still with Texas) is now 14-11 lifetime. He and **Bert Blyleven** have identical career records vs. the O's and trail only **Tommy John** (15-16) for most wins against Baltimore among active pitchers.

Jack Morris, 6-8 lifetime, is 1-6 vs. the O's in the last 4 years (spanning 11 starts) and has lost his last 2 decisions to them. He was 0-0 in '85 in 2 starts and 0-2 in 2 starts in '84.

ORIOLES VS. OPPONENTS (Det. Cont.)

Hernandez and Lopez were touched for a combined total of 1 homers in 12 innings vs. Baltimore (3 each).

ORIOLES BATTING: **Cal Ripken** hit 5 of his 26 homers against Detroit pitching while he and **Floyd Rayford** who hit 4 homers off the Tigers drove in 9 runs each . . . **Rip** was also the top hitter among O's regulars at .327 (55-18). **Lacy** batted .318 (44-14) and hit 3 of his 9 homers off Detroit pitching.

Eddie Murray has had a rough time against the Tigers these past 2 years during which he has batted only .170 (94-16) in 26 games with 5 home runs and 9 rbi. However, his 27 home runs vs. Detroit remain a high vs. one opponent. He has hit 17 homers at Tiger Stadium, a total 2nd only to his 123 at Memorial Stadium. **Eddie** has played in all 121 Orioles games vs. the Tigers since he joined the club in '77.

Larry Sheets also struggled against the Bengals (.143, 28-4) . . . **Fred Lynn** is a .314 lifetime hitter (475-149) vs. Detroit. **Lynn** has hit 4 home runs in his last 7 games against **Dan Petry** . . . He has driven in 50 runs in 64 games lifetime at Tiger Stadium.

ORIOLES PITCHING: **McGregor** not only snapped **Petry's** 7 game winning streak vs. the O's on Oct. 4, he also broke his own 5 game losing streak against the Bengals at Baltimore. It was his 1st win over Detroit at Memorial Stadium since he beat **Milt Wilcox** on Sep. 18, '80 in Balmer.

Scott is 13-8 lifetime vs. the Bengals, 8-3 at Tiger Stadium and 5-5 at home. He won 10 of his first 11 lifetime decisions vs. Detroit but has gone 3-7 since then. He is the club's leading active winner vs. Detroit followed by **Mike Flanagan** (12-8). Speaking of **Flanagan**, **Mike** has won 4 of his last 5 decisions against the Tigers (all in '84-'85).

Mike Boddicker (0-2 in '85 2-5 lifetime) has had his problems with the Bengals . . . **Don Aase** was 2-0 with 2 saves in 5 '85 appearances and had an 0.93 era while holding Detroit to a .187 average (33-6) . . . **Ken Dixon** (0-0) limited the Tigers to a .146 (46-6) average and **Storm Davis** did even better (.083, 24-2) despite an 0-0 record in 2 starts . . . **Davis**, 4-2 lifetime, has held Tiger batters to a .201 (201-41) career average.

★ ★ ★

VS. KANSAS CITY ('85: 6-6 . . . Lifetime: 110-86) . . . The O's have won only 2 season series against the Royals in the last 11 years ('81 & '83) . . . In that time, they have won 2, lost 4 and tied 4. During the 6 years of the 80s, the two clubs are 34-34 against each other.

Last year, befitting a series in which the clubs were 6-6, both Royals and O's scored 62 runs apiece, and each hit 11 home runs in the 12 game season series.

ON THE CARPET: In '85, the O's were 4-2 at Royals Stadium. It was only the 3rd time in the 13 year history of that facility that the O's had had a winning record there (also '74 & '83) . . . However, it was the 2nd time in 3 seasons that the O's had prevailed on the KC carpet, where they have a 10-8 record in that period.

Lifetime, the Birds are only 29-44 (.397) at Royals Stadium, after going 17-7 vs. the Royals at old Municipal Stadium during the KC club's first 4 years in the league.

17-YEAR RIVALRY: The Orioles still hold a 24 game edge in the rivalry that began in '69, and are 64-35 against the Royals in Baltimore (.646). The O's overall edge was constructed primarily in '69 & '70 when they beat the fledgling Royals in 23 of 24 outings including a major league record 23 consecutive times after **Dick Drago** beat **Dick Hall** on May 9, '69 at Baltimore in the first game ever between these 2 clubs.

Since that streak ended, the O's advantage is only 87-85.

ROYALS BATTING: **George Brett** hit .366 (41-15) vs. the O's after a 4-year stretch ('81-'84) in which he batted only .200 (145-29) against Baltimore. He also hit 3 homers, drove in 10 runs, scored 11 and walked 11 times. His on-base pct. was .500 (52-26). Lifetime **Brett** is batting .322 (478-154) vs. Baltimore.

Jorge Orta led the Royals in batting vs. the O's (.414, 29-12) as well as in rbi (11) . . . **Willie Wilson** batted .370 (54-20), scored 12 runs and stole 6 bases in 6 tries . . . Lifetime **Wilson** has swiped 33 bases against the O's in 37 attempts (.892).

Hal McRae, a thorn in the O's side for many years, had an uncharacteristically off year against the Birds (.091, 22-2) . . . However, he still has a .295 lifetime (461-136) average vs. the O's if you include his 5-for-11 in the '70 World Series for Cincinnati.

ROYALS PITCHING: **Dan Quisenberry** gave up 7 runs in 12 innings, as many as he had yielded in his entire career before '85 (40 ip, 7 er), but still picked up 4 saves in 7 appearances (W-0, L-0) . . . Lifetime, **Quisenberry** is 2-2 with 15 saves in 34 appearances and a 2.42 era (ip-52, er-14) and has held O's batters to a collective .237 average (190-45) . . . He's been touched for 4 home runs by the O's thru the years: **Ken Singleton** ('82), **Eddie Murray** ('83), **Mike Young** ('84), **Cal Ripken** ('85).

Cy Young Winner **Brett Saberhagen** was 0-2 with a 5.40 (ip-15, er-9) and so was **Bud Black** (era-9.00, ip-11, er-11) . . . in 2 A.L. seasons, **Saberhagen** is 1-2 vs. the O's but has held them to a .214 average (84-18) . . . **Mike LaCoss** (1-0) didn't allow the O's a run in 112 innings.

Charlie Leibbrandt was 2-0 vs. the O's in '85 and is 3-0 lifetime . . . **Danny Jackson** was 2-1 and has a 2-2 career log.

ORIOLES BATTING: **Mike Young** hit .375 (40-15) in the series with 4 doubles, 3 homers and 11 rbi in 12 games. Lifetime, he is batting .311 vs. the Royals (61-19) . . . **Eddie Murray** hit .341 (44-15) with a club leading 11 rbi, but did not hit a home run against the Royals.

ORIOLES PITCHING: **Scott McGregor** was 2-2 to boost his career mark to 9-8. He and **Mike Flanagan** (9-13) are the biggest winners on the current O's staff against the Royals and **Mike** has the most career losses.

Don Aase has been effective against the Royals throughout his career. Lifetime he is 6-0 with 2 saves.

★ ★ ★

VS. MILWAUKEE ('85: 9-4 . . . Lifetime: 154-83) . . . The O's have gone 36-16 (.692) against the Brewers over the past 4 years. At Memorial Stadium, the Birds are 20-4 against them (.833) starting Oct. 1, '82, including 6-1 in '85.

The Brewers' lone win in Baltimore in '85, 5-2 on Sep. 19 (**Bill Wegman** over **Mike Boddicker** in last game of year between the 2 clubs) snapped an 8 game losing streak at Memorial Stadium. It was their first win in the Monumental City in over a year (since Sep. 7, '84).

The O's are 14-3 in 17 season series against the Milwaukee franchise which began in '69 as the Seattle Pilots.

Overall, the O's lifetime record of 154-83 (.650) against Milwaukee (nee Seattle Pilots) is their 2nd best vs. a single club behind Seattle Mariners (.673, 66-32). The Texas Rangers, excluding D.C. Senators, rank 3rd in that category (.622, 97-59).

At Milwaukee (not including Seattle in '69), the O's are 70-44 lifetime (.614), their 3rd best record in a foreign port behind: (1) at Texas [.696, 55-24], and (2) at Seattle Mariners [.633, 31-18].

The O's out-hit the Brewers .308 to .248, out-scored them 79-51 and out-homered them 20-10 in '85 . . . The .308 average was the highest by the O's against a single opponent . . . The O's era in the season series was 3.63 and the Brewers' 5.43.

The O's have hit over .300 against the Brewers 3 times in the last 4 years and in that span (starting 1982) are batting .300 even (1845-553) vs. Milwaukee, and have hit 70 home runs in 52 games.

Earl Weaver who managed his last game before retiring in '82 against the Brewers (won by the Brewers on the last day of season to clinch their only division championship) returned to uniform 2½ seasons later, on June 14, '85, to resume his managerial career, also against the Brewers.

BREWERS BATTING: The Brewers' best hitter in the season series was **Jim Gantner** (.400, 40-16). He raised his career average vs. the O's from .194 to .227 (251-57). **Cecil Cooper** led in rbi with 11 in 12 games. Lifetime, **Paul Molitor** has the highest average vs. the O's among current veteran Brewers at .287 (317-94).

BREWERS PITCHING: Rookie **Wegman** and **Jaime Cocanower** were both 2-0, accounting for all the Brewers' '85 wins vs. Baltimore . . . **Wegman** decisioned **Boddicker** on Sep. 19 (5-2) to snap the Brewers 8 game loss streak in Baltimore, then, 5 days

later, downed **Scott McGregor**, 10-6, to terminate **Scott's** 8 game winning string against the Brewers.

In those 2 games **Wegman** received a lot of support from **McClure**. **Wegman** worked a total of 10.2 innings (12 hits, 6 runs in the 2 starts and **McClure** who saved both pitched 7.1.

Cocanower appeared in 3 games vs. the Birds, pitched a shutout in his only start (beat **Mike Flanagan** on Sep. 25, 3-0) and had a 0.50 era (ip-18, er-1). **Cocanower** is now 4-0 vs. Baltimore lifetime.

The only multiple loser was **Danny Darwin** at 0-2, his first 2 losses ever to the O's against whom he was 5-0 prior to '85. **Moore Haas** (0-1), the Baltimore native and Franklin High School graduate is 5-8 lifetime against his home town team.

Rookie Pitcher of the Year **Ted Higuera** appeared in 4 games vs. the Birds including 3 starts and was 0-1 with an 8.79 era (ip-14, h-20). The O's batted .323 (62-20) against him.

ORIOLES BATTING: Ten of the 21 Orioles who batted against the Brewers in '85 hit .300 or better, including **Alan Wiggins** (.500, 12-6), **Wayne Gross** (.467, 15-7), **Eddie Murray** (.423, 22-2), **Fred Lynn** (.412, 34-14), **Larry Sheets** (.333, 36-12) and **John Shelby** (.333, 24-8).

Lynn and **Cal Ripken** each had 10 rbi and **Lynn** paced the O's with 5 home runs against the Brewers.

Lifetime, there are 5 current Orioles with lifetime averages .300+ vs. Milwaukee: **Eddie Murray** whose .331 mark (423-140) is his highest vs. one opponent; **Sheets** (.333, 36-12), **Jim Dwyer** (.330, 103-34), **Floyd Rayford** (.313, 48-15), **Shelby** (.306, 85-28).

Ripken's 42 lifetime rbi against the Brewers are a personal high vs. one opponent. **Dwyer's** average against Milwaukee is also career high. Since joining O's he's hit .375 (32-12) at Comiskey Stadium.

ORIOLES PITCHING: **Scott McGregor** (3-1 against Milwaukee in '85) who was 1-5 after his first 6 career decisions against Milwaukee has since gone 8-1 vs. the Brewers. His loss to **Wegman** (9/24) snapped an 8 game win streak vs. the Brewers. He had lost to them since **Lary Sorensen** beat him on May 10, '80. **Scotty** is now 9-6 lifetime.

Nate Snell gave up 5 runs and 13 hits in 10 innings vs. the Brewers but still emerged with a 2-0 record in 5 relief appearances.

Dennis Martinez, 1-0 in '85, is the biggest career winner vs. Milwaukee among current O's at 11-5. **Dennis** is 6-0 lifetime vs. the Brewers at Baltimore. **Storm Davis** is 5-1 and **Mike Boddicker** is 5-2. The only O's hurler with a losing record is **Mike Flanagan** (8-10) who has lost 7 of his last 9 decisions vs. Milwaukee.

★ ★ ★

VS. MINNESOTA ('85: 6-6. Lifetime: 187-151, vs. Twins only. O's have gone 6-1-2 in last 9 season series vs. Twins. One loss in that period was in '84 (5-7). From '79 thru '83, the O's were 40-14 (.741) against Minnesota, but in last 2 years have gone 11-13 (.458).

Ray Miller, the O's pitching coach for 7½ years (starting '78), left the club on June 21 to manage the Twins. In 6 games against the Birds, **Miller** was 4-2 against his old mentor **Earl Weaver**.

Though the Twins out-hit the Orioles .293 (433-127) to .265 (411-111), the Birds held the edge in both runs scored (63-61) and home runs (15-11).

The O's were 3-3 at the "Humphrey Dome" in '85 and now hold 12-12 lifetime record there (they were only 1-5 at Minny in '84).

TWINS BATTING: **Kirby Puckett** was Twins' top hitter in series at .388 (49-19). In fewer than 2 full A.L. seasons, **Puckett** has .356 (73-26) lifetime mark vs. O's. **Gary Gaetti** is another who has hit well against the Birds. He batted .348 (46-16) in '85 and sports a .310 career average (168-52) vs. Baltimore.

The O's aren't unhappy to see **Mickey Hatcher** depart. His lifetime mark as a Twin was .320 (178-57) against the Birds. **Kerby Rubeck** topped the Twins in rbi in the season series with 11.

TWINS PITCHING: **Frank Viola** was 2-0 in 2 starts (incl. cg), yielding only 11 hits and 3 earned runs in 17 innings. Lifetime he's 3-2.

Ron Davis was 1-2, but picked up 4 saves in 8 appearances. He was thus involved in 5 of the Twins' 6 wins against the Orioles. His 2 losses came on successive nights (5/10-11) on 9th inning "sudden death" homers by **Fred Lynn** at Baltimore.

Ron threw the "gopher" on May 10, but not the one the next night. **Curt Wardle** had that distinction, but **Davis** allowed the first 2 hitters to reach via singles on May 11 before **Lynn's** 3-run smash and they became the tying and winning runs.

Ken Schrom was 1-2 in 4 starts. **John Butcher** (1-1 in '85) finally lost to the Birds after posting a 5-0 lifetime record against them. The defeat was at the hands of **Mike Boddicker**, 10-5, on May 5 at HHH.

Lifetime, **Butcher** is now 6-1 including a 2-hit shutout for Texas in '83. His 4-0 mark vs. the O's for the Twins in '84 represented the most wins against Baltimore in one season since **Pat Dobson** went 5-0 for Cleveland in '76. **Joe Cowley** matched **Butcher's** 4-0 mark in '85 for the Yankees.

Bert Blyleven didn't pitch vs. the O's after re-joining the Twins, but he did start twice against them while still with the Indians and was 0-0.

In one effort at Memorial Stadium on Apr. 28, **Blyleven** was 10th in the 8th inning after being charged with 6 earned runs and on his way to the shower offered an extended middle digit to fans near the dugout. He was subsequently fined by A.L. President **Dr. Bobby Brown**, and that money was donated to Baltimore charities.

Blyleven is 14-11 lifetime vs. the O's, tied for 2nd among actives with **Frank Tanana** for most anti-Orioles victories behind **Tommy John**, the biggest winner and loser at 15-16. Over the last 3 years, **Blyleven** is 3-1 (all in '84) but in that time has posted a 5.02 era against the Birds (ip-37.2, er-21).

ORIOLES BATTING: **Lynn**, **Eddie Murray** and **Cal Ripken** each drove in 10 runs against the Twins. **Lynn** hit 4 home runs off Minnesota pitching, 3 of them in successive 9th innings (May 10-11-12) at Baltimore. The first 2 won games in instant fashion (see **Ron Davis** above) while the final one could not offset a big Twins lead. The last 2 **Lynn** homers in that stretch were to left field off lefthanders **Wardle** and **Viola**.

Lynn has excelled vs. Minnesota throughout his career and his totals in average (.330, 415-137), home runs (26) and rbi (92) in 114 games are all lifetime highs.

Lynn is one of 6 current O's with .300+ career averages against the Twins along with **Jim Dwyer** (.302, 63-19), **Lee Lacy** (.318, 22-7), **Murray** (.310, 381-118), **Ripken** (.337, 196-66) and **Larry Sheets** (.345, 29-10). In addition, **Rick Dempsey** who began his major league career with the Twins in '69 has a career .283 average (240-68), his highest against one opponent.

The top Orioles hitters in the '85 season series were **Dwyer** (.391, 23-9), **Sheets** (.345, 29-10) and **Ripken** (.340, 53-18). **Cal** was 10-for-15 (2bh-3, hr-2) with 8 rbi and broke **Brooks Robinson's** Orioles consecutive games record during a 3-game series at the MetroDome May 3-4-5.

Cal has had 3 five-hit games in the majors, 2 of them at HHH. One was last May 5th, and the other on Sep. 3, '83 when he also tied or broke 4 club records as the O's won big, 13-0. Among the records tied that day was most total bases, game (13). Lifetime, **Rip** is batting .359 (103-37) at the "Hump" with 8 doubles, 6 home runs and 19 rbi in 24 games.

ORIOLES PITCHING: **Mike Boddicker** was 3-1 while hurling 2 complete games in 4 starts with a 2.51 era and 26 strikeouts in 32.1 innings. The year before **Mike** had gone 0-3 vs. Minny. **Don Aase** was 2-1 with a save in 5 appearances.

Mike Flanagan who didn't pitch against the Twins in '85 is 15-4 lifetime against them, and has won 15 of his last 17 decisions including 14 in a row at one point (that streak was snapped in '84 when he dropped 2 of 3 decisions to Minnesota).

Scott McGregor is 11-6 lifetime. **Tippy Martinez** had no decisions or saves in 4 appearances vs. the Twins in '85, but hurled 5.1 scoreless innings. He has allowed one Minnesota home run lifetime in 37 games spanning 55.1 innings. That was a blast by **Tom Brunansky** at Minny on July 4, '84. Former Twins hurler now with

ORIOLES VS. OPPONENTS (Min. Cont.)

the O's, **Brad Havens**, is 10-17 lifetime at HHH, all while with the Orioles.

Dennis Martinez was 0-1 in 3 starts . . . Twins hit .531 against him (49-26) in 8 innings (ERA-15.75, ER-14). **Dennis'** 6.36 career era vs. Minny (IP-93.1, ER-66) is a career high.

★ ★ ★

VS. NEW YORK ('85: 1-12 . . . Lifetime: 283-273) . . . The O's (.077) record against the Yankees in '85 represents the worst experience ever for the O's in a season series (by percentage). Worse even than their 2-16 vs. Detroit (.111) in '62 and their 3-19 (.133) records vs. Cleveland ('54 & '55) and the Yankees ('55). The best the O's have ever done vs. New York were 11-2 (.846) in '82 and 15-3 (.833) in '66.

It was the 3rd year in a row the Yanks had won the season series. During that span, the Bombers hold a 27-12 edge, and, starting June 23, '84, they are 18-3 vs. the Orioles.

The Yankees hit .315 (438-138) in the 13 games, scored 78 runs (both highs by one opponent vs. the O's) and averaged 6 runs per game.

The O's, on the other hand, hit .213 (423-90), scored 36 runs, below vs. a single adversary, and averaged 2.77 runs per game (less than half the Yankees' average) . . . New York also enjoyed a 14-0 home run advantage.

FIRST O'S - YANKS DEAL IN 9 YEARS: The **Goose** **Roenicke** for **Rich Bordi** & **Rex Hudler** trade of Dec. 11, '85 was the first between these 2 clubs since the O's dealt **Paul Blair** to New York for **Elliott Maddox** at the '76 Winter Meetings.

Just 6 months earlier, however, on June 15, '76, O's GM **Harmon Killebrew** made a blockbuster 10 player trade with the Yankees (**Goose** **Paul**) and 3 of the players the O's acquired are still playing major league roles for the Birds: **Scott McGregor**, **Rick Dempsey** and **Tippy Martinez**. One of the 5 who went to the Yankees in that transaction was **Elie Hendricks**, the O's bullpen coach.

DISASTROUS SERIES IN JUNE: While sweeping the Birds in a 3 game set at Baltimore on June 17-18-19 (10-0, 6-4, 10-0), the Yankees out-scored the O's 26-4. It was the worst beating absorbed by the Birds since the Brewers swept the first 3 games of the season (at Milwaukee) while out-gunning the O's 40-11.

In that 3-game series, the Yanks out-hit the Birds .389 (113-44), scored 158 (95-15), and scored 10 of their 26 runs in the first 2 innings of the 3 games . . . The first 2 batters in the Yankees lineup (**Rickey Henderson** and **Don Mattingly**) reached safely 12 times in 12 appearances (8 hits, 4 walks) in the opening game. Over the course of the entire series, the lead off and #2 hitters (**Ken Griffey** as well as **Mattingly**) had a .758 on-base percentage (25 times in 33 trips).

The only bad thing that happened to the Yankees in the series was the injury to **Butch Wynegar** who was hit near the left ear by a **Willie Randolph** foul ball while waiting in the on-deck circle. **Wynegar** missed a substantial amount of playing time as a result of that injury.

On June 17 **Scott McGregor** and **Sammy Stewart** combined to throw 84 pitches thru 3 innings and trailed only 5-0 because **Yankees** had stranded 7. The next night **Storm Davis** threw 107 in 6 frames . . . Both **Ron Guidry** and **Ed Whitson** threw shutouts in that series.

O's LONE WIN (SEP. 20): **Mike Flanagan** won his 1st straight over the Yankees with a 2 inning save from **Don Aase** to account for the O's only win of the year against the Yankees.

Cal Ripken broke a 2-2 tie with a 7th inning single off loser **Rich Bordi** and **Eddie Murray** plated an insurance tally with a single. **Dave Righetti** as O's won 4-2 at Memorial Stadium . . . It was the Yankees 8th straight loss and dropped them 8½ games back to Toronto . . . See more on **Flanagan** below under "Orioles Pitching".

O'S VS. YANKES LIFETIME: The O's 283-273 (.509) record lifetime against the Yanks is still the best in the A.L. Detroit ranks 2nd at 797-871 (.478), followed by the Milwaukee Brewers (excl. Seattle in '69) at 106-122, .465.

Despite the horrendous '85 record, the O's have gone 251-187 (.560) vs. the Bombers over the last 27 years ('59 thru '85) and a 200-147 (.560) in 22 seasons ('64 thru '85).

AT BALTIMORE: The O's were 1-5 at Baltimore vs. the Yanks in '85 and have now lost 7 of their last 8 against them at Memorial Stadium starting Sep. 25, '84 . . . Prior to that stretch the O's had gone 20-8 at home vs. New York (starting Aug. 17, '80 and including 7-0 in '80) . . . Lifetime, the O's hold a 150-127 advantage in Baltimore.

AT NEW YORK: The O's 0-7 mark at Yankee Stadium was their worst performance anywhere on the road since they were 0-11 in '54 at Cleveland Stadium. Two other clubs also went winless in the Bronx in '85: Minnesota & Texas, both 0-6.

The O's have had 2 exceptionally productive seasons at "The House that Ruth Built" . . . In '65 they were 10-1 and in '76 8-1 . . . Conversely they've also had a couple of 1-10 campaigns at New York ('55 & '60).

Lifetime at Yankee Stadium, the O's are 124-137 (.475) which still ranks as tops among all visiting clubs . . . The Twins are .404 (63-93) and Oakland is 3rd at .389 (37-58) . . . In one 4 year stretch ('65-'68), the O's were 30-8 at Yankee Stadium including a 12 game winning streak.

Since the new Yankee Stadium opened 10 years ago ('76), the O's are 33-37.

SWEEPS: The Yankees swept 3 of the 4 series in '85 . . . In the 32 year rivalry there have been 65 sweeps (3 games minimum), 31 by the O's and 34 by the Yankees. The O's are 19-12 in sweeps at Baltimore and 12-22 in Yankee Stadium sweeps.

RICKEY HENDERSON: Though a career long menace to the O's, out-did himself in '85 . . . He batted .460 (50-23) and with 12 walks, forged a .556 on-base percentage (63-35) . . . He set an all time anti-Orioles record by stealing 17 bases (in 18 attempts) and he also scored 20 runs. He led all O's opponents in each of the 4 aforementioned categories.

Lifetime, **Henderson** has a .359 average (287-103), tops among all active opponents with 200 or more career at bats vs. Baltimore. He is also the pace setter in on-base percentage at .465 (346-161) thanks in large measure to 58 walks and in stolen bases with 53 in 62 tries (.855).

Speaking of stolen bases, **Henderson** in '85 stole 80 bases to break a 71 year old Yankee record (74) set in 1914 by the late **Fritz Maisel**, a Baltimore area native who also managed and played for the International League Orioles, scouted for the current franchise, and was the father of Sunpapers sports columnist **Bob Maisel**.

YANKES BATTING: Ten of the 18 Yankees who batted against the O's in '85 batted .300 or better . . . In the last 2 seasons the Yankees have had a composite .304 bat mark vs. Baltimore (.887-270), .294 in '84 and .315 last season.

Aside from **Henderson**, others who excelled vs. Orioles pitching were: **Dave Winfield** (.358, 53-19; 3 hr, 15 rbi), **Don Mattingly** (.333, 51-17, 3 hr, 17 rbi) and **Ken Griffey** (.333, 33-11). **Mattingly** and **Winfield** were 1-2 among O's opponents in rbi, 17 and 15 respectively.

Over the last 2 years **Bobby Meacham** has batted .325 (80-26) against the O's.

YANKES PITCHING: **Joe Cowley** went 4-0 and shares with the Twins' **John Butcher** (4-0 vs. O's in '84) the distinction of having beaten the Birds more in one season than any pitcher since **Pat Dobson** went 5-0 for Cleveland in '76 . . . **Cowley** is now 5-0 lifetime.

Ron Guidry went 3-0 with 2 complete games in 3 starts and now has a 10-7 career record. **Guidry** has been streaky vs. the O's throughout his career. He started at 5-1, lost 5 straight, and now has another 5-1 stretch current.

Ed Whitson was 2-0 in 2 starts and allowed only one run in 15 innings (0.60 era) . . . **Rich Bordi** was the only Yankee to lose to the O's (see "lone win" above) . . . **Phil Niekro** in 2 A.L. seasons has no decisions vs. Baltimore in 3 starts. In that period the O's have batted .368 (76-28) against him.

Dave Righetti picked up a win and 3 saves in 6 appearances (and held O's batters to .194 average, 31-6) while **Brian Fisher** had 3 saves in 4 outings.

ORIOLES VS. OPPONENTS (N.Y. Cont.)

ORIOLES BATTING: Lee Lacy was the O's top regular in the season series at .317 (41-13) and Wayne Gross hit .316 (19-6) in limited action. With considerable late foot (24-10 in last 6 games) Eddie Murray wound up at .304 (46-14).

Cal Ripken on the other hand batted only .205 (44-9) in the 12 game season series with no homers and Fred Lynn wound up at .194 (36-7) . . . Lynn, however, boasts the current Orioles highest lifetime average against the Bombers (.284, 402-144).

ORIOLES PITCHING: Mike Flanagan, like Guidry vs. the O's, has been very streaky against the Bombers. He started his career 1-2, then won 5 straight before losing 5 in a row, and he now has a 6 game win streak alive thanks to his Sep. 20 victory . . . Lifetime, he is 12-7.

Don Aase was 0-2 with a save and both Dennis Martinez and Scott McGregor were 0-2 . . . McGregor, 6-11 lifetime, has lost 1 in a row to the Yankees over the last 3 seasons . . . Five of his career wins have been shutouts.

Tippy Martinez is 9-6 with 13 saves against the organization which originally signed him, and with which he subsequently made his big league debut. His 61 appearances vs. the Yankees are a career high against one opponent.

★ ★ ★

VS. OAKLAND ('85: 7-5 . . . Lifetime: 125-93, vs. Oakland only . . . In the last 9 years, the O's have won 8 season series and tied one while compiling a 69-36 (.657) record vs. the A's. Oakland hasn't won a season series from Baltimore since '76.

At Oakland, starting July 8, '76, the O's have run up a 36-18 (.667) record . . . Lifetime, the Birds are 64-47 (.577) there, not including 3-3 in 3 ALCS.

A'S FIRST GAME IN OAKLAND: The Orioles participated in the A's first game ever in Oakland in '69 (after the A's moved from K.C. following the '68 season). The date was Apr. 17 and Dave McNally pitched a 2-hitter to beat Lew Krausse, 4-1 . . . Boog Powell had the gwrbi and hit the first home run in the Oakland-Alameda County Coliseum, both in the 2nd inning . . . Mark Belanger, Brooks Robinson and the A's Rick Monday also homered in that game.

WEIRD ONE: In one of the most unusual games of '85, Aug. 23 at Oakland, the O's were held scoreless on one hit thru 8 innings by Jose Rijo and Steve Mura and trailed by 2-0. In the top of the 9th, however, the Birds struck for 7 runs on 6 hits and won going away, 7-2. Mike Boddicker went the route to win and Jay Howell who was touched for 5 runs in 1/3 of an inning took the loss.

A'S BATTING: The A's hit only .220 (382-84) and scored only 36 runs in the season series, both "lows" by a single opponent vs. the O's. The O's batted .239 (410-98), scored 62 runs and out-homered the A's 15-10.

Alfredo Griffin was the A's top hitter at .341, (44-15) while Dwayne Murphy led in rbi (7) and home runs (3) . . . Murphy enjoyed a big day at Baltimore on Labor Day . . . He went 4-for-4 with 2 home runs (both off Scott McGregor), a single and double, but McGregor won 12-4 on a superb relief job (3.1 scoreless innings) by Ken Dixon.

Six A's with 20 or more bats hit .200 or less vs. the O's: Bruce Bochte (.154, 26-4); Dave Collins (.200, 25-5); Mike Davis (.195, 41-8), Donnie Hill (.150, 20-3); Carney Lansford (.154, 26-4); Tony Phillips (.100, 20-2).

Minor league sensation Jose Canseco made his big league debut in Baltimore on Sep. 2 & 4, striking out both times as a pinch-hitter. Mike Davis has a .188 (85-16) career average vs. the O's.

A'S PITCHING: The Orioles pitching staff fashioned a 2.48 era (ip-108, er-30), while the A's had a 4.71 (ip-107, er-56).

Rookie Tim Lincecum who has spent '84 at Ft. Lauderdale in the Class A Florida State league (came to A's in Rickey Henderson deal along with Jay Howell and Rijo) was the A's only multiple winner. He went 2-0 vs. the Birds with a complete game in 2 starts. Rijo was 1-0 in 2 starts and held O's hitters to a .100 average collectively (40-4).

Don Sutton was the only multiple loser (1-2) before moving on to the Angels. Another veteran, former Dodger Tommy John, started

one game and was rocked for 6 hits and 6 runs in 1.1 innings on Labor Day in Baltimore. Among active pitchers at the end of last season, John led O's opponents in both wins and losses lifetime vs. the O's (15-16).

ORIOLES BATTING: Eddie Murray was the O's top hitter vs. the A's at .326 (46-15). He and Cal Ripken each had 9 rbi, tops on the club against Oakland . . . Rip led in homers with 4 . . . Wayne Gross who had been away from A's for 2 seasons has batted .361 (36-13) with 4 homers and 13 rbi in 17 games against his former teammates and has led the O's vs. the A's in each of the 2 years he's been away from Oakland . . . Aside from Gross, Murray leads the current O's in lifetime hitting vs. Oakland (.298, 366-109).

ORIOLES PITCHING: Scott McGregor was 3-0 with 2 complete games in 3 starts while holding the A's to a .205 club average (83-17). He is now 10-3 lifetime including 5-0 at Memorial Stadium and has won 7 straight from the A's since he last lost to them on Aug. 22, '81.

Mike Flanagan's perfect 10-0 career record at Oakland Coliseum came to an end on Aug. 25 when he was blasted for 5 runs in 4.1 innings and took the defeat, losing 10-4 to Birtsas . . . Mike is 15-5 lifetime vs. the A's, and 10-1 at Oakland where he has posted a 2.22 era (IP-101.1, H-71, ER-25) with 6 complete games in 14 starts.

Despite a 1-3 record, (his 3 losses were by total of 4 runs) Mike Boddicker had a 2.36 era (ip-34.1, er-9) vs. the A's, and is now 3-4 . . . Storm Davis, 1-0 in 2 starts, had a 1.06 era (17 ip, 2 er) while going 1-0 in 2 starts and holding the A's to a .155 average (58-9) . . . Lifetime, Storm is 5-2 with a 2.59 era (ip-66, er-19) . . . Dennis Martinez (1-0 in '85 vs. Oakland) is 9-3 lifetime . . . Rookie Nate Snell who had one save limited the A's to 2 hits in 21 at bats (.095).

Six current O's pitchers have career earned run averages of below 3.00 against the A's: Don Aase, Boddicker, Davis, Ken Dixon, Tippy Martinez and Snell.

★ ★ ★

VS. SEATTLE ('85: 6-6 . . . Lifetime: 66-32) . . . The Orioles' 66-32 (.673) record vs. the Mariners is their best against a single opponent . . . In 9 years, the O's have not lost a season series to the M's. They've won 7 and tied 2.

At Baltimore the O's are 35-14 (.714) also tops vs. one club . . . The M's have won only 2 of 18 series played in the "Monumental City" . . . The Birds won their first 14 games against the Mariners in Baltimore until former Oriole Mike Parrott beat Sammy Stewart July 25, '79. Since then, the O's advantage at Memorial Stadium is 21-14 (.600).

At the Kingdome, Baltimore has maintained a 31-18 (.633) log.

UNUSUAL SERIES: The final series of the year between the O's and M's, played in Baltimore, presented a study in contrasts. In the first 2 games (Aug. 29 & 30), the O's pitching dominated as first Mike Boddicker and then Storm Davis blanked Seattle on a combined total of 9 hits while out-scoring them 13-0 . . . In the last 2 games of the set, Mike Moore shutout the O's 6-0, and then Matt Young, assisted by Jack Lazorko, set the Birds down 10-2.

O'S ON WEST COAST: The Orioles have not posted a losing record on the west coast since '77 . . . In the last 8 seasons, they've compiled a combined 87-52 (.626) regular season record in California (28-19, .596), Oakland (30-18, 625) and Seattle (29-15, .659).

MARINERS BATTING: Though the Orioles led the majors in home runs, the Mariners who ranked 4th out-homered them in the season series 14 to 11. The O's, however, had the edge in runs scored, 61 to 51.

Jack Perconte batted .439 (41-18) vs. Baltimore pitching in '85, and now ranks first among all O's opponents (100 or more career at bats) with a lifetime average of .362 (105-38). Perconte enjoyed his first career 5-hit game in the majors on Sep. 1 at Baltimore.

Dave Henderson is 3rd on that list at .350 (120-42). In between is Rickey Henderson, the hands down leader among those with 200 or more lifetime at bats, with a .359 (289-103) figure.

At the other end of the spectrum is Gorman Thomas whose .205 career figure vs. Baltimore (361-74) is the lowest among all active American Leaguers vs. the O's (200 or more at bats). Thomas, in '85, hit only .174 (23-4), but all of his hits were for extra bases (1-2bh, 3-hr) and he led the M's in homers and rbi (9) vs. Baltimore.

ORIOLES VS. OPPONENTS (Sea. Cont.)

MARINERS PITCHING: Mike Moore is only 3-6 lifetime against the O's, but you'd never guess it based on his '85 efforts against the Birds. He was 2-1 in 4 starts (one of which he left early with a grip pull), completed 3, compiled a 1.59 era (ip-28.1, er-5), fanned 22 and held the O's to a .172 team average (99-17) . . . **Matt Young** also had a 2-1 record in the season series and is now 2-3.

Conversely, **Jim Beattie**, 3-11 lifetime against the O's, continued his run of inefficiency vs. Baltimore batters. They put together a .300 average against him (43-17) while **Beattie** was posting an 0-1 record and a 9.90 era (ip-10, er-11).

ORIOLES BATTING: Eddie Murray hit .378 (45-17) against the M's . . . Over the last 2 years he has batted .400 (85-34) and reached base safely at a .495 rate (105-52) vs. Seattle. **Larry Sheets** (.423, 26-11) and **Floyd Rayford** (.417, 36-15) also had by years against the M's . . . So did **Fred Lynn** (.333, 27-9) and **Alan Wiggins** (.310, 29-9).

Lifetime, **Murray** is tops among current O's with a .298 average (356-106) since **Ken Singleton** retired. **Ken** had a .341 average (255-87) with 24 home runs and 77 rbi in 73 career games vs. the M's . . . **Lynn** is hitting .296 lifetime (328-97) and **Cal Ripken** .281 (191-56).

ORIOLES PITCHING: Mike Boddicker (3-0), Storm Davis (7-2), Mike Flanagan (9-4) and Dennis Martinez (14-5) have enjoyed notable successes against the Mariners . . . **Dennis'** wins are a career high vs. one opponent . . . At one time he was 7-0 against them. Since then he's 7-5. **Dennis** has been particularly successful at the Kingdome where he is 9-3 . . . He was 2-1 vs. the M's in '85.

In 3 years **Boddicker** who was 1-0 with a shutout in his only start, outing has a career 0.57 era (ip-31.1, er-2) and has held **Mariners** batters to a .167 average (108-18). **Boddicker** has never thrown a "gopher" ball, a Seattle hitter, and has a string of 18 straight innings in which he hasn't allowed them an earned run.

Davis was 2-0 in '85 with a 2.25 era (ip-24, er-6) while completing 2 of 3 starts.

★ ★ ★

VS. TEXAS (1985: 10-2 . . . Lifetime: 97-59, excluding Wash.): The O's were 4-2 at Arlington where they've enjoyed more success in the years than any other ballpark on the road. Lifetime, they are 55-24 (.696) in Texas and are 24-9 (.727) there since the Rangers swept them in a 3 game set July 2-3-4, '79.

Conversely, the Rangers have one of the better won-lost percentages at Memorial Stadium among the 13 visiting clubs (they rank 4th at .455, 35-42). This, despite the fact, that the Rangers are 0-5-19 in Baltimore over the past 5 seasons (incl. 0-0 in '81) . . . At their first 9 Texas based seasons ('72 thru '80), they were 30-23 here in Balmer. The Rangers are the only club ever to go undefeated over the course of one entire season in Baltimore. That was in '75 (5-0).

Overall, in the last 4 years the O's have gone 9-3, 9-3, 9-3, & 10-4 for a 37-11 mark (.771) vs. Texas.

Since the Senators moved to Texas in '72, the O's have gone 9-14 with 3 ties in 14 season series and haven't dropped one since going 4-6 in '77.

In '85, the O's out-hit the Rangers (.284 to .245), out-scored them (76-35). Each club hit 12 home runs in the season series . . . The Rangers' have scored exactly 35 runs vs. the O's in each of the last 2 years, each time the fewest among all 13 O's opponents.

RANGERS BATTING: Toby Harrah was the highest hitting regular vs. the O's at .267 (30-8) . . . He also had a .463 on-base percentage (41-19) thanks to 11 walks.

Rookie **Oddibe McDowell** hit only .182 (22-4) with 3 steals and **Steve Buechele** batted .087 (23-2) . . . In all the Rangers bounced into 18 double plays in the 12 games.

Pete O'Brien has a career .179 (123-22) average vs. the O's lowest in the American League among opponents with 100 or more at bats.

RANGERS PITCHING: Charlie Hough had never beaten the O's until '85 when he was 2-0 in 3 starts while holding the Birds to a .091 collective average (77-7) including 0-for-17 on opening day on which he did not have a decision. He allowed only 4 earned runs in 23.2 innings (era 1.52) while walking 14 and striking out 18.

The year before the O's had gone 12-for-24 against **Hough** and had built their record against him lifetime to 5-0.

Chris Welsh didn't fare as well. In 3 appearances, all within an 8 day span in August, he was 0-2, his era a lofty 23.63, and the O's average against him a prodigious .571 (35-20).

Mike Mason was 0-3 in 6 appearances including 3 starts (is 0-4 lifetime) . . . He was touched for a .368 average (57-21) in 11.2 innings during which he yielded 16 runs (11 er, 8.49 era), issued 12 walks, and allowed 34 baserunners.

Greg Harris had no decisions or saves but fanned 10 in 6 appearances spanning 6.2 innings.

ORIOLES BATTING: Mike Young led the O's against Texas with a .390 average (41-16), 17 rbi, 4 doubles and 4 home runs in 11 games . . . His on-base percentage against the Rangers was .479 (48-23) and his slugging average .854 (41-35) . . . At Texas in '85 he hit .476 (21-10) with 3 homers and 9 rbi in 5 games.

Others who excelled in '85 vs. Texas were: **Floyd Rayford** .379 (29-11), **Rick Dempsey** .371 (35-13), **Lee Lacy** .357 (28-10), and **Cal Ripken** .349 (43-15). **Rip** also had a .472 on-base average (53-25).

Jim Dwyer has batted .464 (28-13) against the Rangers the last 2 years. Prior to '84, he was hitting .174 (46-8) vs. Texas. He's now up to .284 (74-21) lifetime.

Lifetime **Ripken** is hitting .347 against the Rangers (190-66), his highest average vs. one opponent . . . **Mike Young** is hitting .321 (56-18), and **Fred Lynn** .308 (367-113) lifetime.

ORIOLES PITCHING: Two veteran Orioles pitchers **Storm Davis** (7-0) and **Mike Boddicker** (6-0) are unbeaten lifetime vs. the Rangers while two others have lost only once: **Scott McGregor** (7-1) and **Tippy Martinez** (6-1, 10 saves).

Boddicker has a 1.98 era (ip-59, er-13) and **Davis** a 2.07 (ip-82.2, er-19) and **Storm** has held Rangers batters to a .206 average (296-61) . . . The biggest career winner on the O's staff against Texas is **Dennis Martinez** (8-5).

At Texas, **Boddicker**, **Davis** and **Tippy** are all 4-0 lifetime and **Tippy** has 10 saves in Arlington. **Don Aase** is 1-4 there lifetime with 2 saves.

★ ★ ★

VS. TORONTO ('85: 4-8 . . . Lifetime: 70-44): The Jays captured the season series for the 2nd straight year and are 17-8 vs. the O's in that span. Overall, the O's have won 7 of the 9 season series.

Though the O's were only 5-8 vs. Toronto at Baltimore in '84 and '85, they hold a 41-17 (.707) lifetime advantage at Memorial Stadium . . . The O's once won 19 in a row vs. the Jays in Baltimore (Sep. 9, '77 thru May 2, '81). At Toronto the O's are only 29-27 lifetime.

Eight of the 12 games in the season series were decided by one (6) or 2 runs (2) . . . The Blue Jays' 9 game winning streak, the longest in their club history, was snapped by the O's on July 30, 4-3, in 10 innings on a sac fly by **Lee Lacy** . . . **Don Aase** was the winner in relief . . . It was only the Jays 2nd loss in 11 extra-inning games. (They were 12-5 on the year).

The 2 clubs resumed the season in Toronto after the 2-day baseball strike on August 8, and the Jays swept a doubleheader, 7-2 & 7-4. That was the first doubleheader of the season for the O's.

MEMORABLE GAMES: There have been many memorable moments in the O's-Blue Jays rivalry over the past 9 seasons including the "Earl Weaver forfeit" on Sep. 15, '77 and the 24-10 pasting the Jays handed the O's in Toronto on June 26, '78 (the night **Ellie Hendricks** and **Larry Harlow** pitched).

However, for the Orioles, the game that stands out above the rest was the "3 pickoff" game in Baltimore Aug. 24, '83 . . . The O's were down 3-1 with 2 on and 2 down in the 9th when they suddenly tied the score on rbi singles by **Benny Ayala** and **Al Bumbry** and forced the game into overtime.

ORIOLES VS. OPPONENTS (Tor. Cont.)

Because of extensive offensive maneuvering, the O's took the field in the 10th with strangers at 3 positions . . . **John Lowenstein** was at 2nd base, **Gary Roenicke** at 3rd and **Lenn Sakata** was catching for the first time since Little League.

Cliff Johnson led off the 10th with a home run off **Tim Stoddard** to put the Jays back on top. When **Barry Bonnell** followed with a single, **Tippy Martinez** came on and proceeded to retire the side without retiring a batter . . . First, he picked off **Bonnell**, then he walked **Jesse Barfield** and picked him off, and finally yielded a single to **Willie Upshaw** before nailing him the same way.

Cal Ripken led off the home 10th with a game-tying homer and 2 outs later with 2 on, **Sakata** gave the O's a "sudden death" 7-4 win with a 3-run homer off **Joey McLaughlin**.

The next night, the 2 clubs were in a scoreless tie until **Bonnell** homered in the 10th. But, the Birds bounced back on singles by **Joe Nolan** and **Bumbry** and a game-winning 2-run double by **Dan Ford** to win again in "sudden death". **Tippy** was the winning pitcher in both games.

BLUE JAYS BATTING: The Jays out-hit the O's .255 (41-105) to .218 (395-86), out-scored them 60-47 and out-homered them 18-15.

Jesse Barfield led the Jays against the O's, batting .405 (37-15) with 4 home runs (most by an O's opponent in '85) and 11 rbi in 12 games . . . **Willie Upshaw** hit 3 homers while batting .325 (40-12) and **George Bell** also connected 3 times though he batted only .238 (46-11) in the season series.

Lifetime **Barfield** has a .339 average (118-40) with 8 home runs against the Orioles.

BLUE JAYS PITCHING: **Doyle Alexander** was 3-0 vs. the O's in 3 starts and struck out 15 in 20.2 innings. He is now 9-4 lifetime against the O's since they traded him to the Yankees in June 1976, and is 4-1 against them for the Blue Jays.

Rookies **Tom Henke** and **Tom Filer** were both 2-0 . . . **Henke** in 3 appearances did not allow a hit or a run in 7 innings (O's went 0-for-21).

Jimmy Key who made his first big league start after 63 relief appearances on April 12th and took the loss was the only multiple loser for the Blue Jays in the season series (0-2).

Despite 1.93 era, **Dave Steib** was 0-0 in 2 starts and remains 3-7 lifetime . . . **Steib** in the last 2 seasons has started 6 times against Baltimore and is only 1-0 despite a 1.83 era (39.1 ip, 8 er) . . . **Jim Clancy**, who did not pitch vs. the O's in '85 is 7-10 lifetime.

ORIOLES BATTING: **Floyd Rayford** was the only O's regular to hit over .300 (.429, 21-9) as the Jays effectively contained: **Cal Ripken** (.163, 49-8), **Eddie Murray** (.207, 29-6) and **Fred Lynn** (.239, 46-11) . . . **Murray** did, however, hit 3 home runs and drove in 8 runs in 9 games.

Lifetime, **Jim Dwyer** is the current O's top hitter vs. the Jays at .328 (128-42) while **Murray** is hitting .315 (390-123) . . . His 22 home runs vs. Toronto and 12 at Exhibition Stadium are believed to be highs for a Blue Jay opponent.

Rookie **Fritz Connally**, who hit .455 (11-5) against the Jays before being sent down to Rochester in June, hit his first major league home run at Toronto on April 19. It was a grand slam off **Doyle Alexander** on the 14th pitch thrown to him on that time at bat . . . He had fouled off 9 pitches before connecting.

ORIOLES PITCHING: **Mike Boddicker** was 0-3 vs. the Jays with a 5.92 era (ip-24.1, er-16) and is now 3-4 lifetime . . . No other Oriole had multiple wins or losses, but **Storm Davis** also had a rough time. In 2 starts he was 0-1, worked only 4 innings and was touched for 10 runs (22.50 era) and the Jays average against him was .455 (22-10).

Lifetime **Mike Flanagan** is 15-6 vs. the Jays with a 2.73 era (ip-76.2, er-22), his lowest vs. one opponent, but hasn't beaten them in 3 full years (not since a win on Aug. 25, '82) . . . Since then he's 0-2, both in Baltimore where he is 10-2 lifetime. **Mike** was 0-0 last year.

Others who have excelled against Toronto are: **Dennis Martinez** (9-6, 2.30 era, ip-133, er-34); and **Scott McGregor** (12-5, 2.79 era, ip-142, er-44). **McGregor** once saved 2 games in one day vs. the Jays in Toronto on Sep. 14, '77 (the day before the tarpaulin forfeit).

Dennis, despite his 9-6 record, has lost 4 of his last 5 decisions against the Jays.

Tippy Martinez is 7-3 lifetime with 8 saves, but is only 2-3 over the last 2 years . . . **Don Aase** is 6-2 with 2 saves and a career era of 2.58 (ip-76.2, er-22).

CURRENT ORIOLES LIFETIME HOME RUNS IN EACH A.L. PARK (thru '85)

	BENIQUEZ	DEMPSEY	DWYER	GROSS	LACY	LYNN
Bal.	1	30	12	26	3	18
Bos.	7	5	4	5	0	68
Cal.	18	3	0	2	0	48
Chi.	3	3	2	7	1	8
Cle.	5	5	2	5	2	15
Det.	1	2	2	7	0	5
K.C.	1	2	0	2	0	9
Mil.	0	4	1	5	0	3
Min.-HHH	0	0	2	5	0	7
Min.-Met	2	2	1	0	0	2
N.Y.-Shea	0	1	0	7	0	3
N.Y.-Y.S.	0	2	3	32	2	6
Oak.	5	2	1	5	0	9
Sea.	7	1	1	4	1	5
Tex.	13	1	0	5	0	5
Tor.	1	2	6	5	0	5
TOTAL	64	65	37	121	9	218

	MURRAY	RAYFORD	RIKPEN	SHEETS	SHELBY	YOUNG
Bal.	123	11	54	5	7	23
Bos.	13	2	3	2	2	4
Cal.	13	2	4	2	2	0
Chi.	11	0	5	0	1	2
Cle.	9	2	4	2	0	4
Det.	17	4	8	1	1	2
K.C.	5	1	5	1	2	1
Mil.	9	1	5	1	0	2
Min.-HHH	8	0	6	1	2	0
Min.-Met	5	0	0	0	0	0
N.Y.-Shea	0	0	0	0	0	0
N.Y.-Y.S.	9	0	2	0	0	1
Oak.	11	1	3	0	0	0
Sea.	6	0	5	1	1	0
Tex.	7	1	3	0	0	3
Tor.	12	2	1	2	0	2
TOTAL	258	25	108	18	19	45

O'S LIFETIME PINCH-HITTER STATS*

	AVG	AB	H	HR	RBI		AVG	AB	H	HR	RBI
Beniquez	.219	73	16	1	7	Pardo	.000	7	0	0	1
Dempsey	.167	90	15	1	11	Paris	.133	15	2	0	14
Dwyer	.262	252	66	4	41	Rayford	.238	42	10	3	9
Gross	.271	107	29	4	15	Ripken	.000	4	0	0	0
Gutierrez	.000	1	0	0	0	Sheets	.235	17	4	2	5
Lacy	.255	231	59	8	26	Shelby	.275	51	14	2	5
Lynn	.270	37	10	0	9	Young	.267	30	8	1	5
Murray	.111	9	1	0	1	Wiggins	.222	9	2	0	0
O'Malley	.227	44	10	0	9						

O'S LIFETIME DESIGNATED HITTER STATS*

	AVG	G	AB	H	HR	RBI		AVG	G	AB	H	HR	RBI
Beniquez	.232	46	125	29	2	8	Murray	.282	121	471	133	23	69
Dempsey	.000	2	2	0	0	0	Paris	.000	1	3	0	0	0
Dwyer	.406	33	69	28	1	9	Rayford	.500	2	2	1	0	0
Gross	.194	18	31	6	1	2	Sheets	.262	93	294	77	13	43
Lacy	.235	5	17	4	0	1	Shelby	.375	4	8	3	1	2
Lynn	.111	10	27	3	1	3	Young	.238	43	133	30	8	24

* Players with at least one plate appearance.

VOLUNTARY DRUG TEST PROGRAM

On January 30, the Orioles announced the first voluntary substance abuse program. Approved by the Commissioner, the one-year pilot program offers drug abuse therapy to players when needed.

The program calls for confidential, independent drug abuse testing thru The Johns Hopkins Hospital and Medical Center under the supervision of three Johns Hopkins physicians—Dr. Paul R. McHugh, Dr. Frank J. Oski and Dr. Alan Romanoski.

Dr. James McGee, Chief of Psychology at the Shepherd and Enoch Pratt Hospital will continue to serve as a director of the Orioles employees assistance program which provides for testing of minor league players and other personnel.

Urinalysis substance abuse testing, the cost to be assumed by the ballclub, will be conducted from 3 to 6 times a year on a spot and confidential basis. The players identity and test results will not be disclosed without consent of the player.

ORIOLES 1985 INDIVIDUAL BATTING

DEMPSEY						DWYER						GROSS					
Season	Avg.	AB	H	HR	RBI	Avg.	AB	H	HR	RBI		Avg.	AB	H	HR	RBI	
Home	.254	362	92	12	52	.249	233	58	7	36		.235	217	51	11	18	
Road	.235	179	42	4	26	.212	54	15	1	20		.225	102	23	9	11	
	.273	183	50	8	26	.283	47	20	6	16		.243	115	28	2	1	
vs. Bos.	.273	22	6	1	4	.056	18	1	0	0		.200	15	3	1	1	
Cal.	.136	22	3	1	3	.391	23	9	0	3		.214	14	3	0	0	
Chi.	.281	32	9	1	7	.167	6	1	1	1		.250	12	3	0	0	
Cle.	.317	41	13	4	10	.133	15	2	0	1		.368	19	7	2	3	
Det.	.306	26	8	1	5	.250	20	5	0	2		.133	15	2	0	0	
K.C.	.219	32	7	0	2	.214	14	3	0	2		.235	17	4	1	1	
Min.	.212	33	7	1	6	.316	19	6	1	7		.467	15	7	2	2	
N.Y.	.143	21	3	0	1	.391	23	9	2	5		.179	28	5	1	4	
Oak.	.294	21	6	2	3	.154	26	4	2	4		.316	19	6	1	1	
Sea.	.286	21	6	2	3	.176	17	3	0	2		.333	15	5	2	4	
Tex.	.371	35	13	1	8	.313	16	5	0	2		.188	16	3	0	0	
Tor.	.222	27	6	0	3	.313	16	5	0	4		.150	20	3	1	1	
East	.253	182	46	7	28	.202	114	23	3	18		.272	103	28	7	18	
West	.256	180	46	5	24	.294	119	35	4	18		.202	114	23	4	18	
1st Half	.255	212	54	5	30	.264	174	46	7	28		.258	159	41	8	16	
2nd Half	.253	150	38	7	22	.203	59	12	0	8		.172	58	10	3	3	
vs. Left	.321	156	50	7	33	.000	1	0	0	0		.250	4	1	1	1	
vs. Right	.204	206	42	5	19	.250	232	58	7	36		.235	213	50	10	18	
Pinch Hitter	.167	6	1	1	3	.192	26	5	0	8		.241	29	7	1	1	
Des. Hitter	—	—	—	—	—	.400	5	2	0	1		.158	19	3	1	1	
Longest Hit Streak—4						Longest Hit Streak—11						Longest Hit Streak—5					

LACY						LYNN						MURRAY					
Season	Avg.	AB	H	HR	RBI	Avg.	AB	H	HR	RBI		Avg.	AB	H	HR	RBI	
Home	.293	492	144	9	48	.263	448	118	23	68		.297	583	173	31	138	
Road	.277	242	67	6	27	.272	217	59	14	38		.296	297	86	15	42	
	.277	242	67	6	27	.255	231	59	9	30		.298	292	87	16	41	
vs. Bos.	.310	42	13	0	4	.150	20	3	0	0		.255	47	12	3	12	
Cal.	.259	54	14	1	3	.241	29	7	1	5		.349	43	15	6	18	
Chi.	.375	40	15	0	5	.265	34	9	3	6		.250	44	11	3	12	
Cle.	.269	26	7	2	4	.340	47	16	3	7		.279	43	12	2	8	
Det.	.318	44	14	3	7	.250	28	7	3	7		.157	51	8	3	4	
K.C.	.314	35	11	0	2	.286	42	12	1	8		.341	44	15	0	10	
Min.	.267	45	12	0	2	.412	34	14	5	10		.423	52	22	2	7	
N.Y.	.318	22	7	0	2	.256	39	10	4	10		.260	50	13	3	7	
Oak.	.317	41	13	0	1	.194	36	7	1	5		.304	46	14	2	8	
Sea.	.233	43	10	2	6	.111	27	3	0	1		.326	46	15	1	8	
Tex.	.260	50	13	0	6	.333	27	9	0	3		.378	45	17	1	8	
Tor.	.357	28	10	1	5	.256	39	10	0	4		.302	43	13	2	3	
	.227	22	5	0	1	.239	46	11	2	2		.207	29	6	3	1	
East	.291	220	64	5	19	.275	211	58	14	31		.276	268	74	15	48	
West	.294	272	80	4	29	.253	237	60	9	37		.314	315	99	16	70	
1st Half	.325	243	79	4	24	.265	294	78	16	50		.274	303	83	13	58	
2nd Half	.261	249	65	5	24	.260	154	40	7	18		.321	280	90	18	48	
vs. Left	.313	166	52	5	16	.242	153	37	4	19		.281	199	56	10	48	
vs. Right	.282	326	92	4	32	.275	295	81	19	49		.305	384	117	21	84	
Pinch Hitter	.500	4	2	0	0	.000	1	0	0	1		—	—	—	—	—	
Des. Hitter	.235	17	4	0	1	—	—	—	—	—		.250	8	2	1	1	
Longest Hit Streak—20						Longest Hit Streak—7						Longest Hit Streak—11					

O'MALLEY						PARDO						RAYFORD					
Season	Avg.	AB	H	HR	RBI	Avg.	AB	H	HR	RBI		Avg.	AB	H	HR	RBI	
Home	.071	14	1	1	2	.133	75	10	0	1		.306	359	110	18	48	
Road	.000	5	0	0	0	.147	34	5	0	1		.322	177	57	6	21	
	.111	9	1	1	2	.122	41	5	0	0		.291	182	53	12	27	
vs. Bos.	.000	5	0	0	0	.000	5	0	0	0		.405	37	15	2	7	
Cal.	.000	1	0	0	0	.000	2	0	0	0		.240	25	6	1	1	
Chi.	—	—	—	—	—	.250	4	1	0	0		.304	23	7	0	3	
Cle.	—	—	—	—	—	.000	1	0	0	0		.269	26	7	2	3	
Det.	.000	2	0	0	0	.000	6	0	0	0		.289	45	13	4	8	
K.C.	—	—	—	—	—	.143	7	1	0	1		.211	19	4	1	3	
Min.	.000	4	0	0	0	.333	9	3	0	0		.269	26	7	1	5	
N.Y.	—	—	—	—	—	.250	8	2	0	0		.267	15	4	0	0	
Oak.	.500	2	1	1	2	.250	4	1	0	0		.179	28	5	2	4	
Sea.	—	—	—	—	—	.200	5	1	0	0		.241	29	7	2	3	
Tex.	—	—	—	—	—	.000	10	0	0	0		.417	36	15	1	5	
Tor.	—	—	—	—	—	.000	6	0	0	0		.379	29	11	1	3	
	—	—	—	—	—	.125	8	1	0	0		.429	21	9	1	2	
East	.077	13	1	1	2	.152	33	5	0	0		.306	183	56	12	30	
West	.000	1	0	0	0	.119	42	5	0	1		.307	176	54	6	18	
1st Half	—	—	—	—	—	.111	9	1	0	0		.329	79	26	3	10	
2nd Half	.071	14	1	1	2	.136	66	9	0	1		.300	280	84	15	38	
vs. Left	—	—	—	—	—	.000	7	0	0	0		.333	141	47	12	22	
vs. Right	.071	14	1	1	2	.147	68	10	0	1		.289	218	63	6	26	
Pinch Hitter	.000	5	0	0	0	.000	7	0	0	1		.222	9	2	1	2	
Des. Hitter	—	—	—	—	—	—	—	—	—	—		.000	1	0	0	0	
Longest Hit Streak—1						Longest Hit Streak—3						Longest Hit Streak—10					

RIPKEN						SHEETS						SHELBY					
Season	Avg.	AB	H	HR	RBI	Avg.	AB	H	HR	RBI		Avg.	AB	H	HR	RBI	
Home	.282	642	181	26	110	.262	328	86	17	50		.283	205	58	7	27	
Road	.289	311	90	15	53	.276	170	47	5	25		.245	102	25	4	14	
	.275	331	91	11	57	.247	158	39	12	25		.320	103	33	3	13	
vs. Bos.	.250	52	13	0	4	.192	26	5	2	5		.333	30	10	1	3	
Cal.	.377	53	20	1	8	.317	41	13	3	6		.571	21	12	1	2	
Chi.	.386	44	17	4	14	.231	13	3	0	0		.067	15	1	0	1	
Cle.	.250	52	13	1	10	.381	21	8	4	10		—	—	—	—	—	
Det.	.327	55	18	5	9	.143	28	4	1	2		.259	27	7	1	4	
K.C.	.220	50	11	2	5	.158	19	3	1	4		.222	9	2	0	1	
Min.	.259	54	14	2	10	.333	36	12	1	5		.333	24	8	2	3	
N.Y.	.340	53	18	2	10	.345	29	10	2	3		.357	14	5	0	2	
Oak.	.205	44	9	0	4	.105	19	2	0	0		.133	15	2	1	2	
Sea.	.277	47	13	4	9	.214	28	6	0	4		.250	16	4	1	5	
Tex.	.349	43	15	1	9	.423	26	11	1	7		.133	15	2	0	2	
Tor.	.163	49	8	2	9	.158	19	3	0	1		.267	15	4	0	0	
						.261	23	6	2	3		.250	4	1	0	0	
East	.245	306	75	10	46	.242	153	37	10	25		.280	100	28	5	12	
West	.315	336	106	16	64	.280	175	49	7	25		.286	105	30	2	15	
1st Half	.282	341	96	15	60	.259	201	52	9	30		.271	59	16	2	9	
2nd Half	.282	301	85	11	50	.268	127	34	8	20		.288	146	42	5	18	
vs. Left	.274	201	55	6	28	.118	17	2	0	4		.244	82	20	2	9	
vs. Right	.286	441	126	20	82	.270	311	84	17	46		.309	123	38	5	18	
Pinch Hitter	—	—	—	—	—	.250	16	4	2	5		.250	12	3	1	2	
Des. Hitter	—	—	—	—	—	.262	294	77	13	43		.286	7	2	1	2	
Longest Hit Streak—17						Longest Hit Streak—5						Longest Hit Streak—5					

ORIOLES LIFETIME BATTING

	DEMPSEY					DWYER					GROSS				
	AB	H	HR	RBI	AVG	AB	H	HR	RBI	AVG	AB	H	HR	RBI	AVG
Career	3622	871	65	351	240	1245	334	37	172	268	3123	727	121	396	23
Bal.	1591	369	30	151	232	434	114	12	68	263	354	73	26	46	30
Away	2031	502	35	200	247	811	220	25	104	271	2769	654	95	347	28
vs. Bos.	267	54	8	26	202	82	19	1	14	232	243	54	10	35	32
Cal.	280	64	8	37	229	140	41	2	16	293	289	64	5	33	32
Chi.	291	79	5	36	271	59	14	3	6	237	251	65	13	32	26
Cle.	301	75	8	34	249	108	22	3	10	204	209	57	10	30	21
Det.	291	68	4	22	234	148	45	6	19	304	253	51	11	23	20
K.C.	277	68	6	28	245	65	15	1	9	231	201	44	7	25	21
Mil.	355	82	7	35	231	103	34	3	23	302	228	58	8	34	26
Min.	240	68	2	25	283	63	19	4	14	302	249	60	12	37	24
N.Y.	324	76	5	27	235	91	22	3	8	242	175	35	6	20	20
Oak.	259	55	4	14	212	95	20	1	11	211	36	13	4	13	30
Sea.	226	54	2	15	239	79	17	1	11	215	263	59	9	34	20
Tex.	232	62	1	24	267	74	21	1	8	284	281	67	10	35	28
Tor.	226	54	5	27	239	128	42	7	21	328	281	64	6	32	28
vs. East	1817	421	37	172	232	670	187	24	97	279	1553	355	61	187	28
vs. West	1805	450	28	179	249	575	147	13	75	256	1570	372	60	209	27
1st Half	1965	454	35	193	231	593	143	16	63	241	1818	427	69	222	24
2nd Half	1654	417	30	158	252	652	191	21	109	293	1305	300	52	174	28

LYNN					MURRAY					O'MALLEY					
	AB	H	HR	RBI	AVG	AB	H	HR	RBI	AVG	AB	H	HR	RBI	AVG
Career	5192	1518	218	859	292	5129	1528	258	931	298	30	3	1	5	10
Bal.	434	117	18	57	270	2511	757	123	457	301	5	0	0	0	0
Away	4758	1401	200	802	294	2618	771	135	474	294	25	3	1	5	10
vs. Bos.	144	37	4	18	257	426	121	24	75	284	5	0	0	0	0
Cal.	247	67	8	36	271	394	129	24	87	327	6	1	0	2	10
Chi.	337	101	16	56	300	358	103	21	70	288	—	—	—	—	—
Cle.	456	141	24	83	309	406	139	18	78	342	—	—	—	—	—
Det.	475	149	22	93	314	461	111	27	81	241	2	0	0	0	0
K.C.	401	106	13	68	264	376	110	14	59	293	2	0	0	0	0
Mil.	458	133	24	78	290	423	140	24	81	331	4	0	0	0	0
Min.	415	137	26	92	330	381	118	19	75	310	2	0	0	0	0
N.Y.	402	114	14	70	284	432	118	18	61	273	2	1	1	2	30
Oak.	400	112	14	62	280	366	109	22	68	298	6	1	0	0	10
Sea.	328	97	17	61	296	356	106	14	65	298	—	—	—	—	—
Tex.	367	113	13	42	308	360	101	11	55	281	—	—	—	—	—
Tor.	339	88	12	39	260	390	123	22	76	315	—	—	—	—	—
vs. East	2697	785	111	442	291	2538	752	133	452	296	13	1	1	2	37
vs. West	2495	733	107	417	294	2591	776	125	479	299	17	2	0	3	11
1st Half	2782	848	127	467	305	2656	759	117	452	286	30	3	1	5	10
2nd Half	2410	670	91	392	278	2473	769	141	479	311	—	—	—	—	—

RAYFORD					RIPKEN					SHEETS					
	AB	H	HR	RBI	AVG	AB	H	HR	RBI	AVG	AB	H	HR	RBI	AVG
Career	680	185	25	81	272	2583	750	108	391	290	344	93	17	52	27
Bal.	357	102	11	42	286	1242	352	54	195	283	176	50	5	22	17
Away	323	83	14	39	257	1341	398	54	196	297	168	43	13	27	17
vs. Bos.	68	24	2	11	353	210	56	4	19	267	36	10	3	7	41
Cal.	38	9	2	3	237	201	67	7	37	333	41	13	6	3	6
Chi.	48	13	1	4	271	184	58	14	39	315	13	3	0	0	0
Cle.	56	15	3	8	268	198	54	4	22	271	21	8	4	10	10
Det.	61	15	5	11	246	199	56	13	25	260	28	4	1	2	4
K.C.	69	16	1	5	232	192	50	10	42	293	36	12	1	5	5
Mil.	48	15	1	7	313	225	66	10	35	337	29	10	2	3	3
Min.	35	9	1	1	257	197	50	7	32	254	25	4	0	0	0
N.Y.	47	11	2	7	294	205	54	10	25	263	28	6	0	4	4
Oak.	51	15	3	6	294	197	50	7	30	293	26	11	1	7	7
Sea.	64	17	1	6	266	191	56	7	31	347	19	3	0	1	1
Tex.	55	15	1	6	273	190	66	6	30	242	23	6	2	3	3
Tor.	40	11	2	6	275	195	51	6	24	262	23	6	2	3	3
vs. East	320	91	15	50	284	1224	333	44	168	272	169	44	11	27	27
vs. West	360	94	10	31	261	1359	417	64	223	309	175	49	7	25	25
1st Half	256	71	7	34	277	1274	357	53	195	280	201	52	9	30	30
2nd Half	424	114	8	47	269	1309	393	55	196	300	143	41	9	22	22

OPPOSING BATTERS RECORDS—1985 AND LIFETIME

PLAYER	B	CLUB	1985 VS. ORIOLES						LIFETIME VS. ORIOLES					
			AVG.	G	AB	H	HR	RBI	AVG.	G	AB	H	HR	RBI
Aikens	L	Tor	.250	5	12	3	0	3	.196	56	168	33	8	8
Allenson	R	Tor	.000	2	5	0	0	0	.257	42	105	27	1	1
Armas	R	Bos	.389	5	18	7	2	5	.226	81	305	69	24	24
Baines	L	Chi	.262	11	42	11	1	7	.223	64	238	53	8	8
Baker, Du.	R	Oak	.303	11	33	10	1	2	.303	11	33	10	1	2
Baker, Do.	S	Det	.154	5	13	2	0	0	.154	5	13	2	0	0
Balboni	R	KC	.239	12	46	11	1	4	.182	34	110	20	4	4
Bando	S	Cle	.130	8	23	3	0	1	.239	26	71	17	0	0
Bannister, A.	R	Tex	.667	4	3	2	0	0	.274	56	234	64	1	1
Barfield	R	Tor	.405	12	37	15	4	11	.339	43	118	40	8	8
Barrett	R	Bos	.348	12	46	16	0	5	.340	26	94	32	0	0
Baylor	R	NY	.179	10	39	7	2	9	.286	106	402	115	23	23
Bel, B.	R	Tex	.133	5	15	2	0	2	.243	165	621	151	10	10
Bel, G.	R	Tor	.239	12	46	1	3	6	.246	30	114	28	6	6
Beniquez	R	Cal	.319	12	47	15	2	8	.337	105	371	125	7	7
Benton	R	Cle	.500	3	4	2	0	2	.500	3	4	2	0	2
Bergman	L	Det	.250	8	12	3	1	2	.156	17	32	5	1	1
Bernazard	S	Cle	.265	12	34	9	1	3	.247	56	194	48	3	3
Berra, D.	R	NY	.000	2	3	0	0	0	.000	2	3	0	0	0
Biancalana	S	KC	.333	7	9	3	0	0	.235	13	17	4	0	0
Bochte	L	Oak	.154	8	26	4	1	2	.259	99	343	89	6	6
Boggs	R	Bos	.345	13	55	19	0	4	.317	45	183	58	0	0
Bonilla	R	NY	—	1	—	—	—	—	—	—	—	—	—	—
Bonnell	R	Sea	.500	2	6	3	0	0	.264	54	163	43	2	2
Boone	R	Cal	.286	11	35	10	1	5	.217	44	143	31	3	3
Boston	L	Chi	.077	4	13	1	0	0	.063	6	16	1	0	0
Bradley, P.	R	Sea	.314	12	51	16	2	6	.282	21	78	22	2	2
Bradley, S.	L	NY	.286	4	14	4	0	1	.261	7	23	6	0	0
Brett	L	KC	.366	12	41	15	3	10	.322	127	478	154	18	18
Brookens	R	Det	.220	12	41	9	1	7	.229	74	227	52	4	4
Brouhard	R	Mil	.000	2	7	0	0	0	.214	27	70	15	3	3
Brown, Mi.	R	Cal	.385	4	13	5	1	4	.333	12	42	14	2	2
Brummer	R	Tex	.571	3	7	4	0	0	.571	3	7	4	0	0
Brunansky	R	Min	.273	12	44	12	3	8	.235	46	162	38	10	10
Buckner	L	Bos	.298	13	57	17	2	9	.284	26	109	31	2	2
Buechele	R	Tex	.087	7	23	2	1	3	.087	7	23	2	1	3
Burroughs	R	Tor	.133	7	15	2	1	2	.245	86	278	68	9	9
Bush	L	Min	.259	9	27	7	1	5	.224	23	58	13	2	2
Butler	L	Cle	.313	13	48	15	0	6	.258	26	93	24	0	0
Calderon	R	Sea	.250	3	8	2	1	4	.333	5	12	4	1	1
Canseco	R	Oak	.000	2	2	0	0	0	.000	2	2	0	0	0
Carew	L	Cal	.250	5	12	3	0	0	.312	182	696	217	4	4
Carter	R	Cle	.206	10	34	7	1	6	.269	15	52	14	2	2
Castillo, C.	R	Cle	.250	6	16	4	1	2	.217	18	46	10	1	1
Castillo, Ma.	R	Det	.000	5	7	0	0	0	.091	19	33	3	0	0
Clark, B.	R	Mil	.364	3	11	4	0	1	.207	38	111	23	4	4
Coles	R	Sea	.222	4	9	2	0	2	.185	9	27	5	1	1
Collins, D.	S	Oak	.200	9	25	5	0	0	.261	52	161	42	0	0
Concepcion, O.	R	KC	.208	11	24	5	0	3	.254	23	59	15	0	0
Cooper	L	Mil	.271	12	48	13	2	11	.268	146	538	144	20	20
Cotto	R	NY	.455	4	11	5	0	0	.455	4	11	5	0	0
Cowens	R	Sea	.234	12	47	11	1	5	.267	115	415	111	11	11
Cruz, J.	S	Chi	.250	6	16	4	0	1	.224	88	259	58	1	1
Davis, A.	L	Sea	.289	12	45	13	2	7	.247	24	89	22	2	2
Davis, M.	L	Oak	.195	12	41	8	1	5	.188	30	85	16	1	1
DeCinces	R	Cal	.375	3	8	3	1	3	.280	29	107	30	6	6
Downing, B.	R	Cal	.175	12	40	7	1	4	.217	111	368	80	8	8
Dunbar	L	Tex	.333	3	3	1	0	0	.273	6	11	3	1	1
Easler	L	Bos	.292	13	48	14	0	7	.297	26	101	30	1	1
Engle	R	Min	.455	4	11	5	0	0	.272	32	103	28	2	2
Espino	R	NY	.667	2	3	2	0	0	.200	5	10	2	0	0
Evans, Dw.	R	Bos	.360	13	50	18	3	13	.276	156	536	148	18	18
Evans, Dar.	L	Det	.302	13	43	13	2	12	.295	24	78	23	4	4
Felder	S	Mil	.227	6	22	5	0	0	.227	6	22	5	0	0
Fernandez, T.	S	Tor	.217	12	46	10	0	7	.250	18	52	13	1	1
Felder	R	Tor	.200	2	5	1	0	0	.200	2	5	1	0	0
Fischlin	R	Cle	.250	8	8	2	0	1	.256	35	78	20	0	0
Fisk	R	Chi	.225	12	40	9	2	8	.262	155	554	145	18	18
Fletcher	R	Chi	.321	9	28	9	0	6	.290	32	100	29	0	0
Flynn	R	Det	.231	5	13	3	0	0	.310	10	29	9	0	0
Franco	R	Cle	.396	13	48	19	0	11	.318	39	148	47	1	1
Gaetti	R	Min	.348	12	46	16	2	8	.310	46	168	52	6	6
Gagne	R	Min	.240	9	25	6	0	0	.240	9	25	6	0	0
Gallego	R	Oak	.000	6	2	0	0	0	.000	6	2	0	0	0
Gamble	L	Chi	.250	8	16	4	1	1	.208	97	255	53	13	13
Ganter	L	Mil	.400	11	40	16	0	6	.227	78	251	57	3	3
Garbey	R	Det	.444	6	9	4	2	2	.268	16	41	11	2	2
Garcia, D.	R	Tor	.319	11	47	15	2	2	.256	58	234	60	2	2
Gedman	L	Bos	.324	9	34	11	2	4	.294	34	102	30	2	2
Gerber	L	Cal	.000	4	2	0	0	0	.000	4	2	0	0	0

OPPOSING BATTERS RECORDS—1985 AND LIFETIME

PLAYER	B	CLUB	1985 VS. ORIOLES						LIFETIME VS. ORIOLES					
			AVG.	G	AB	H	HR	RBI	AVG.	G	AB	H	HR	RBI
Gibson	L	Det	.256	13	43	11	1	6	.279	55	190	53	6	25
Gilbert	S	Chi	.364	3	11	4	0	3	.364	3	11	4	0	3
Greenwell	L	Bos	.667	2	6	4	1	2	.667	2	6	4	1	2
Grich	R	Cal	.294	11	34	10	1	3	.249	85	293	73	12	37
Griffey	L	NY	.333	11	33	11	2	7	.267	41	150	40	5	18
Griffin	S	Oak	.341	12	44	15	0	5	.255	91	310	79	1	23
Grubb	L	Det	.400	10	20	8	2	8	.312	62	157	49	7	20
Guillen	L	Chi	.250	10	32	8	0	2	.250	10	32	8	0	2
Gutierrez	R	Bos	.200	9	15	3	0	2	.213	23	61	13	0	3
Hairston	S	Chi	.200	9	15	3	0	0	.303	39	66	20	1	8
Hall	L	Cle	.250	6	20	5	0	1	.258	10	31	8	0	1
Hargrove	L	Cle	.333	7	18	6	0	0	.264	107	363	96	3	29
Harrah	R	Tex	.267	11	30	8	0	1	.261	158	552	144	11	40
Hassey	L	NY	.300	10	30	9	3	5	.254	66	201	51	5	27
Hatcher	R	Min	.275	8	40	11	0	7	.320	44	178	57	1	26
Heath	R	Oak	.087	9	23	2	0	0	.238	61	189	45	1	14
Henderson, D.	R	Sea	.306	11	36	11	1	1	.350	36	120	42	6	11
Henderson, R.	R	NY	.460	13	50	23	1	10	.359	77	287	103	4	20
Henderson, S.	R	Oak	.294	6	17	5	2	5	.268	25	82	22	3	11
Hendrick	R	Cal	.167	4	6	1	0	1	.245	—	265	65	5	16
Herndon	R	Det	.207	12	29	6	1	3	.323	48	161	52	9	28
Hill, D.	S	Oak	.150	8	20	3	0	1	.250	13	32	8	0	3
Hill, M.	R	Chi	.000	3	6	0	0	0	.294	14	34	10	1	4
Hoffman	R	Bos	.250	10	32	8	0	2	.268	47	153	41	1	16
Householder	S	Mil	.333	5	18	6	2	2	.333	5	18	6	2	2
Howell, J.	L	Cal	.148	9	27	4	2	6	.148	9	27	4	2	6
Hrbek	L	Min	.271	12	48	13	2	11	.271	45	177	48	7	30
Hudler	R	NY	.118	5	17	2	0	0	.100	9	20	2	0	0
Hullett	R	Chi	.394	12	33	13	1	5	.394	12	33	13	1	5
Huppert	R	Mil	.000	3	6	0	0	0	.000	3	6	0	0	0
Iorg, D.	L	KC	.250	6	16	4	0	5	.269	9	26	7	0	8
Iorg, G.	R	Tor	.313	11	16	5	0	3	.238	60	160	38	0	13
Jackson, R.	L	Cal	.167	9	24	4	0	2	.255	188	679	173	38	113
Jacoby	R	Cle	.347	13	49	17	3	12	.263	26	95	25	4	18
Johnson, C.	R	Tex	.263	11	38	10	2	5	.259	88	263	68	18	46
Jones, B.	L	Tex	.125	4	8	1	0	0	.069	16	29	2	0	1
Jones, L.	R	KC	.308	7	13	4	0	5	.245	42	102	25	0	14
Jones, R.	L	Cal	.147	12	34	5	2	5	.233	64	210	49	4	23
Jurak	R	Bos	.1	—	—	—	—	—	.273	12	22	6	0	3
Kearney	R	Sea	.167	8	24	4	0	0	.172	23	64	11	1	2
Kiefer	R	Oak	.—	2	—	—	—	—	.—	2	—	—	—	—
Kingman	R	Oak	.275	12	40	11	2	5	.264	24	87	23	4	12
Kittie	R	Chi	.105	6	19	2	0	1	.185	28	92	17	4	13
Lansford	R	Oak	.154	8	26	4	0	1	.252	74	270	68	10	38
Laudner	R	Min	.333	4	6	2	1	2	.204	20	49	10	2	6
Law, R.	R	Chi	.313	5	16	5	0	1	.223	35	112	25	0	8
Lee, M.	R	Det	.—	4	—	—	—	—	.—	4	—	—	—	—
Lemon	S	Tor	.306	13	49	15	3	8	.266	105	399	106	14	57
Linares	R	Det	.286	2	7	2	0	0	.286	2	7	2	0	0
Little	R	S Chi	.200	4	10	2	0	3	.200	4	10	2	0	3
Lombardozzi	R	Min	.000	1	2	0	0	0	.000	1	2	0	0	0
Lyons	L	Bos	.220	12	50	11	0	3	.220	12	50	11	0	3
Manning	L	Mil	.118	7	17	2	0	0	.254	119	437	111	7	22
Martinez, B.	R	Tor	.000	1	2	0	0	0	.274	70	197	54	5	24
Mata	R	NY	.—	0	—	—	—	—	.200	4	5	1	0	0
Mattingly	R	NY	.333	13	51	17	3	17	.285	37	137	39	4	31
Matuszek	L	Tor	.250	2	4	1	0	0	.250	2	4	1	0	0
McDowell, O.	L	Tex	.182	7	22	4	0	0	.182	7	22	4	0	0
McRae	R	KC	.091	9	22	2	2	3	.291	127	450	131	11	68
Meacham	S	NY	.332	13	43	13	0	4	.287	30	94	27	0	5
Meier	R	Min	.000	3	3	0	0	0	.000	7	15	0	0	0
Melvin	R	Det	.200	4	10	1	0	0	.200	4	10	2	0	0
Meyer, D.	L	Oak	.000	1	1	0	0	0	.215	82	265	57	4	31
Miller, D.	R	Cal	.286	4	1	2	0	2	.313	8	16	5	0	2
Miller, R.	L	Bos	.333	6	9	3	0	2	.261	135	333	87	0	21
Molitor	R	Mil	.245	12	49	12	2	8	.287	78	327	94	7	35
Moore	R	Mil	.192	8	26	5	0	1	.219	110	342	75	1	24
Moreno	L	NY	.—	2	—	—	—	—	.237	23	59	14	1	5
Moseby	L	Tor	.276	8	29	8	1	3	.278	63	216	60	5	27
Moses	S	Sea	.000	2	3	0	0	0	.188	12	16	3	0	0
Motley	R	KC	.111	10	36	4	1	4	.189	26	90	17	1	7
Mulliniks	L	Tor	.229	12	35	8	2	6	.224	53	147	33	2	14
Murphy, Dw.	L	Oak	.268	11	41	11	3	7	.279	4	262	73	12	36
Narron	L	Cal	.250	6	16	4	0	2	.180	24	50	9	0	4
Nichols, R.	R	Bos-Chi	.167	5	12	2	0	1	.323	27	62	20	2	8
Nixon, O.	S	Cle	.455	7	11	5	0	0	.194	19	36	7	0	1
O'Brien, C.	R	Oak	.000	3	1	0	0	0	.000	3	1	0	0	0
O'Brien, P.	L	Tex	.233	11	43	10	1	5	.179	34	123	22	3	14
Oglivie	L	Mil	.259	8	27	7	0	3	.250	127	392	98	13	45
Oliver	L	Tor	.250	6	16	4	1	3	.323	41	158	51	3	21
Olsen	L	KC	.414	10	29	12	0	11	.249	98	301	75	3	48
Owen	S	Sea	.120	9	25	3	0	2	.212	26	85	18	0	4
Paciorek	R	Chi	.500	2	6	3	0	1	.297	50	185	55	4	26

OPPOSING BATTERS RECORDS—1985 AND LIFETIME

PLAYER	B	CLUB	1985 VS. ORIOLES						LIFETIME VS. ORIOLES					
			AVG.	G	AB	H	HR	RBI	AVG.	G	AB	H	HR	RBI
Pagliarulo	L	NY	.324	11	34	11	0	2	.315	17	54	17	2	2
Parrish, Lan.	R	Det	.314	13	51	16	3	10	.251	99	366	92	18	38
Parrish, Lar.	R	Tex	.286	4	14	4	2	2	.265	35	132	35	7	10
Pasqua	L	NY	.400	2	5	2	0	0	.400	2	5	2	0	0
Perconte	L	Sea	.439	10	41	18	1	3	.362	29	105	38	1	10
Petrilli	S	Tex	.222	5	18	4	0	2	.222	5	18	4	0	2
Pettis	S	Cal	.240	7	25	6	0	2	.164	18	55	9	0	2
Phelps	L	Sea	.313	7	16	5	2	4	.286	19	49	14	4	10
Phillips	S	Oak	.100	6	20	2	0	0	.261	31	88	23	1	10
Picciolo	R	Oak	.333	4	6	2	0	0	.196	54	107	21	2	10
Polidor	R	Cal	1.000	2	1	1	0	0	.333	4	6	2	0	0
Ponce	R	Mil	.167	2	6	1	0	0	.167	2	6	1	0	0
Presley	R	Sea	.273	12	44	12	0	2	.284	18	67	19	3	10
Pryor	R	KC	.2	2	1	0	0	0	.253	52	154	39	2	10
Puckett	R	Min	.388	11	49	19	0	3	.356	17	73	26	0	10
Ramos, D.	R	Sea	.278	7	18	5	0	3	.242	14	33	8	0	10
Randolph	R	NY	.240	8	25	6	0	4	.281	117	420	118	4	10
Ready	R	Mil	.333	3	12	4	0	2	.217	6	23	5	0	10
Reynolds, H.	S	Sea	—	4	—	—	—	—	—	4	—	—	—	—
Rice	R	Sea	.393	8	28	11	3	7	.329	137	532	175	34	10
Riles	L	Mil	.192	12	52	10	1	2	.192	12	52	10	1	10
Robertson, A.	R	NY	.250	4	12	3	0	0	.227	24	66	15	1	10
Robidoux	L	Mil	.429	3	7	3	1	1	.429	3	7	3	1	1
Romero	R	Mil	.313	5	16	5	0	1	.317	28	63	20	1	10
Romine	R	Bos	.000	6	1	0	0	0	.000	6	1	0	0	0
Ryal	L	Chi	.100	4	10	1	0	0	.100	4	10	1	0	0
Salas	L	Mil	.316	11	38	12	0	4	.316	11	38	12	0	4
Salazar	R	Chi	.235	7	17	4	1	4	.235	7	17	4	1	4
Sample	R	NY	.250	3	4	1	0	1	.248	49	149	37	5	10
Sanchez, A.	R	Det	.267	8	15	4	0	0	.267	8	15	4	0	0
Sax, D.	R	Bos	.333	2	9	3	0	0	.333	2	9	3	0	0
Schofield	R	Cal	.162	12	37	6	0	1	.175	22	57	10	0	10
Schroeder	R	Mil	.214	4	14	3	1	2	.250	9	32	8	1	10
Sconiers	L	Cal	.250	6	12	3	0	2	.289	17	38	11	0	10
Scott, D.	S	Sea	.250	7	20	5	1	2	.240	10	25	6	1	10
Sheridan	L	KC	.200	8	15	3	0	1	.299	27	77	23	2	10
Simmons, N.	S	Det	.333	8	21	7	2	6	.320	9	25	8	2	10
Simmons, T.	S	Mil	.182	11	44	8	1	4	.242	50	190	46	3	10
Skinner, J.	R	Chi	.333	1	3	1	0	0	.182	5	11	2	0	10
Slaughter	R	Tex	.200	5	15	3	0	0	.371	27	89	33	1	10
Smalley	S	Min	.200	10	30	6	0	3	.268	101	347	93	13	10
Smith, K.	S	NY	—	2	—	—	—	—	—	2	—	—	—	—
Smith, L.	R	KC	.350	7	20	7	0	1	.350	7	20	7	0	1
Stapleton	R	Bos	.250	2	4	1	0	0	.258	42	163	42	2	10
Stein	R	Tex	.400	3	5	2	1	1	.298	63	188	56	4	10
Stenhouse	L	Min	.333	8	21	7	1	3	.333	8	21	7	1	3
Sullivan, M.	R	Bos	.143	3	7	1	0	0	.222	4	9	2	0	10
Sundberg	R	KC	.286	10	35	10	1	4	.300	120	397	119	8	10
Tabler	R	Cle	.395	12	43	17	1	13	.347	33	118	41	2	10
Tettleton	S	Oak	.143	6	14	2	0	1	.143	6	14	2	0	1
Teufel	R	Min	.243	11	37	9	1	5	.321	25	84	27	2	10
Thomas, G.	R	Sea	.174	6	23	4	3	8	.205	110	361	74	21	10
Thornton, A.	R	Cle	.306	9	36	11	2	8	.270	82	285	77	11	10
Thornton, L.	L	Tor	.111	7	18	2	0	1	.111	7	18	2	0	1
Tolleson	S	Tex	.417	6	12	5	0	1	.290	24	69	20	1	10
Trammell	R	Det	.226	7	31	7	0	1	.289	96	357	103	2	10
Upshaw	L	Tor	.325	12	40	13	3	7	.230	65	226	52	7	10
Vukovich, G.	L	Cle	.212	13	33	7	0	2	.247	32	85	21	1	10
Walker, D.	L	Tex	.364	5	11	4	2	3	.364	5	11	4	2	3
Walker, G.	L	Chi	.289	12	38	11	1	6	.258	30	89	23	1	10
Ward, G.	R	Tex	.239	12	46	11	2	6	.285	48	193	55	10	10
Washington, R.R.	R	Min	.333	4	6	2	0	1	.326	28	86	28	1	10
Wathan	R	KC	.167	3	6	1	0	0	.235	55	162	38	3	10
Whitaker	L	Det	.269	13	52	14	2	9	.261	88	307	80	4	10
White, F.	R	KC	.265	12	49	13	2	7	.245	110	363	89	6	10
Whitt	L	Tor	.184	12	38	7	1	4	.222	52	144	32	3	10
Wilfong	L	Cal	.111	8	27	3	0	1	.218	47	142	31	2	10
Wilkerson	S	Tex	.226	11	31	7	0	2	.206	22	68	14	0	10
Willard	L	Cle	.118	7	17	2	0	0	.154	10	26	4	1	10
Wilson, W.	S	KC	.370	12	54	20	1	3	.294	74	310	91	2	10
Winfield	R	NY	.358	12	53	19	3	15	.277	62	253	70	11	10
Wright, G.	S	Tex	.256	12	39	10	1	1	.280	43	161	45	3	10
Wynegar	S	NY	.273	6	11	3	0	0	.271	85	284	77	5	10
Yount	R	Mil	.280	7	25	7	0	3	.277	145	546	151	15	10

100 WINS

The Orioles won more than 100 games in each of 3 straight seasons—'69 (109), '70 (108) and '71 (101). Only two other clubs have achieved that feat in the history of major league baseball: the Philadelphia A's of '29-'30-'31 (104-102-107) and the St. Louis Cardinals in '42-'43-'44 (106-105-105).

ORIOLES PITCHING

LIFETIME W-L-S RECORDS VS. EACH OPPONENT

Pitcher	Bos.	Cal.	Chi.	Cle.	Det.	K.C.	Mil.
	W-L-S	W-L-S	W-L-S	W-L-S	W-L-S	W-L-S	W-L-S
Aase	2-4-5	2-1	1-6-5	7-3-3	5-6-4	6-0-2	2-2-2
Boddicker	3-4	4-3	5-1	3-3	2-5	2-4	5-2
Bord	1-0-1	1-2	1-1	0-0	0-0	0-0	0-1-1
Davis	2-6	1-0	2-0	3-1	4-2	3-3-1	5-1
Dixon	1-1	0-1	2-0	1-0	0-0	1-0	1-0
Flanagan	9-9	3-7	8-7	8-6	12-8	9-13	8-10
Havens	3-1	1-1	0-1	1-2	2-3	1-3	2-4
Huffman	0-2	0-2	1-0	0-0	1-2	0-2	0-1
D. Martinez	11-16	1-2	6-8-1	10-8	7-8	5-7-1	11-5
T. Martinez	3-3-4	0-3-9	6-4-11	1-2-8	5-4-10	5-4-5	5-3-9
McGregor	4-9	17-6	11-6	10-9	13-8	9-8	9-6
Snell	0-1-1	0-0	—	0-1-1	0-0	0-0-1	2-0
Swaggerty	2-0	0-0	0-0	0-0	0-1	0-0	0-1
Pitcher	Min.	N.Y.	Oak.	Sea.	Tex.	Tor.	Totals
	W-L-S	W-L-S	W-L-S	W-L-S	W-L-S	W-L-S	W-L-S
Aase	7-2-1	2-3-6	5-5-1	4-2-3	5-5-3	6-2-2	55-47-41
Boddicker	5-4	5-3	3-4	1-0	6-0	3-4	49-37
Bord	1-1	—	0-2	7-2	7-0	2-3	6-10-2
Davis	3-3	1-5	0-1-1	1-0	1-0	0-0	45-28-1
Dixon	0-1	0-1	0-1	1-0	1-0	0-0	8-5-1
Flanagan	15-4	12-7	15-5	9-4-1	6-6	15-6	129-92-1
Havens	—	1-5	0-3	2-2	1-2	3-2	18-29
Huffman	0-3	1-2	3-0	0-1	0-1	—	6-18
D. Martinez	4-4-1	2-9	9-3-1	14-5	8-5	9-6	108-93-5
T. Martinez	1-1-9	9-6-16	4-3-9	3-3-6	6-1-10	7-3-8	55-40-114
McGregor	11-6-1	6-11	10-3	6-5-1	7-1-1	12-5-2	125-83-5
Snell	1-0	1-0	0-0-1	0-1-1	0-0	0-0	4-3-5
Swaggerty	0-0	0-1	1-0	1-0	—	0-0	4-3

1985 INDIVIDUAL W-L-S RECORDS VS. EACH OPPONENT

	Bos.	Cal.	Chi.	Cle.	Det.	K.C.	Mil.
Pitcher	W-L-S	W-L-S	W-L-S	W-L-S	W-L-S	W-L-S	W-L-S
Aase	0-0-3	1-0	0-2-2	2-0	2-0-2	0-0-1	0-0-1
Boddicker	1-2	0-1	2-1	0-1	0-2	1-1	1-1
Bord	1-0-1	1-1	1-1	0-0	0-0	0-0	0-1-1
Davis	1-2	1-0	1-0	0-0	0-0	0-2	1-0
Dixon	1-0	0-1	2-0	1-0	0-0	1-0	1-0
Flanagan	—	0-0	1-0	1-0	1-0	0-1	0-1
Habyan	1-0	—	—	—	—	—	—
Havens	0-0	0-0	—	—	0-0	—	0-0
D. Martinez	1-2	3-1	0-1	2-1	0-1	1-0	1-0
T. Martinez	0-0	0-1	0-0	0-0	1-0-1	1-0	0-0-1
McGregor	0-1	1-1	1-0	0-2	2-1	2-2	3-1
Snell	0-0-1	0-0	—	0-1-1	0-0	0-0-1	2-0
Totals	5-8-4	7-5-1	8-4-3	8-5-2	6-7-3	6-6-5	9-4-2
Pitcher	Min.	N.Y.	Oak.	Sea.	Tex.	Tor.	Totals
	W-L-S	W-L-S	W-L-S	W-L-S	W-L-S	W-L-S	W-L-S
Aase	2-1-1	0-2-1	1-0	0-1-1	1-0-2	1-0	10-6-14
Boddicker	3-1	0-1	1-3	1-0	2-0	0-3	12-17
Bord	1-1	—	0-0	1-0	0-0	0-3	6-8-2
Davis	0-1	0-2	1-0	2-0	3-0	0-1	10-8
Dixon	0-1	0-1	0-1-1	1-0	1-0	0-0	8-4-1
Flanagan	—	1-0	0-1	0-1	0-1	0-0	4-5
Habyan	—	0-0	—	—	—	—	1-0
Havens	—	0-1	—	—	—	—	0-1
D. Martinez	0-1	0-2	1-0	2-1	1-0	1-1	13-11
T. Martinez	0-0	0-0	0-0	0-1	0-0-1	1-1-1	3-3-4
McGregor	0-1	0-2	3-0	0-1	1-1	1-1	14-14
Snell	1-0	0-0	0-0-1	0-1-1	0-0	0-0	3-2-5
Totals	6-6-1	1-12-1	7-5-3	6-6-2	10-2-4	4-8-2	83-78-33

LIFETIME W-L-S BY BALLPARKS

Pitcher	Bal.	Bos.	Cal.	Chi.	Cle.	Det.	L.A.
	W-L-S	W-L-S	W-L-S	W-L-S	W-L-S	W-L-S	W-L-S
Aase	9-5-7	4-2-3	20-16-18	1-5	2-1	1-3-2	2-1
Boddicker	25-19	3-1	1-3	2-0	1-1	2-3	0-0
Bord	0-1	1-0	1-2	0-0	0-0	0-0	0-0
Davis	20-18	2-3	1-0	1-0	2-0	3-0	0-0
Dixon	5-4-1	1-0	0-0	0-0	0-0	0-0	0-0
Flanagan	73-35-1	4-5	0-4	3-4	2-4	6-6	3-0
Havens	0-0	1-1	1-1	0-0	1-0	0-1	0-0
Huffman	0-1	0-1	0-1	1-0	0-0	1-1	0-0
D. Martinez	57-46-2	7-7-1	5-5	1-3	6-3	2-3	0-0
T. Martinez	33-16-48	1-1-2	0-0-7	1-3-4	0-2-4	3-2-3	0-0
McGregor	62-37-1	2-3	10-2	6-4	4-3	8-3	0-0
Snell	3-0-2	0-1-1	0-0	0-0	0-1	0-0	0-0
Swaggerty	0-2	2-0	0-0	0-0	0-0	0-0	0-0

Pitcher	Mil.	Min.	N.Y.	Oak.	Sea.	Tex.	W.L.S.
	W-L-S	W-L-S	W-L-S	W-L-S	W-L-S	W-L-S	W-L-S
Aase	1-1-2	1-0-1	1-3-1	3-5	4-1-3	1-4-2	0-0
Boddicker	0-1	3-1	2-3	2-2	1-0	4-0	0-0
Bord	0-1-1	0-1	4-3-1	0-1	0-0	0-0	0-0
Davis	2-1	1-2	0-1	2-1	3-0	4-0	0-0
Dixon	0-0	0-0	0-0	0-1	1-0	0-0	0-0
Flanagan	4-6	3-2	7-4	10-1	3-3	2-4	5-0
Havens	1-2	10-17	1-3	0-1	1-0	0-1	0-0
Huffman	0-0	0-0	1-1	2-0	0-1	0-0	0-0
D. Martinez	5-5	1-1	1-4	1-1-1	9-3	4-0-7	0-0
T. Martinez	2-1-5	0-0-3	4-4-8	2-0-1	2-2-3	4-0-7	0-0
McGregor	5-4	2-4	3-5	5-4	3-4	2-1-1	0-0
Snell	1-0	0-0	0-0	0-0	0-1-1	0-0	0-0
Swaggerty	0-0	0-0	0-1	1-0	1-0	0-0	0-0

Decisions in other A.L. Parks: Min.-Metropolitan Stadium: Aase (3-0-0); Flanagan (4-0); Havens (2-4); Huffman (0-2); D. Martinez (1-1-1); T. Martinez (1-1-2); McGregory (3-1-1); N.Y.-Shea Stadium: Flanagan (0-1), T. Martinez (1-2-5).

ORIOLES INDIVIDUAL PITCHING 1985 AND LIFETIME

	1985	AASE	LIFETIME
Total	ERA W-L-SV G IP H ER HR	ERA W-L-SV G IP H ER HR	ERA W-L-SV G IP H ER HR
Bal.	3.78 10-6-14 54 88 83 37 6	3.81 55-47-41 259 875 1 877 37	3.74 9-5-7 37 91 1 84 38
Away	4.11 2-4-8 26 30 2 14 4	3.82 46-42-34 222 784 733 33	

vs. Bos.	10.13 0-0-3 6 8 13 9 0	5.29 2-4-5 18 49 1 67 35	
Cal.	1.80 1-0-0 2 5 4 1 0	2.84 2-1-0 4 19 15 6	
Chi.	4.00 0-2-2 5 9 6 4 1	3.86 1-6-5 16 51 1 47 22	
Cle.	9.95 2-0-0 4 6 1 9 7 1	5.93 7-3-3 21 60 2 78 40	
Det.	.93 2-0-0 5 9 2 6 1 1	4.11 5-6-4 21 76 2 73 35	
K.C.	1.23 0-0-1 5 7 1 3 1 0	2.37 6-0-2 23 76 75 29	
Mil.	.00 0-0-1 1 2 1 0 0	3.45 2-2-2 15 57 1 59 22	
Min.	3.97 2-1-1 5 11 11 5 0	3.86 7-2-1 16 72 1 65 31	
N.Y.	4.70 0-2-1 7 7 2 10 4 1	6.21 2-3-6 21 42 48 29	
Oak.	.00 1-0-0 2 3 1 0 0	2.13 5-5-1 22 88 2 68 21	
Sea.	4.50 0-1-1 4 6 8 3 1	3.61 4-2-3 21 57 1 67 23	
Tex.	1.42 1-0-2 4 6 1 7 1 0	3.76 5-5-3 21 83 2 80 35	
Tor.	1.50 1-0-0 4 6 5 1 1	2.58 6-2-2 19 76 2 68 22	

1st Half	5.21 5-4-3 30 46 2 56 27	2 3.76 26-27-13 130 452 1 486 186	
2nd Half	2.18 5-2-11 24 41 1 27 10	4 3.87 29-20-26 129 423 1 391 182	

'85: Most Strikeouts—5 (twice) Win Streak—4 Loss Streak—3

	1985	BODDICKER	LIFETIME
Total	ERA W-L-SV G IP H ER HR	ERA W-L-SV G IP H ER HR	ERA W-L-SV G IP H ER HR
Bal.	4.07 12-17-2 32 203 1 227 92 13	3.24 49-37-11 103 682 1 623 24	2.63 25-19-9 53 363 302 106
Away	4.77 7-8-1 17 100 121 53 4	3.95 24-18-2 50 319 1 321 141	

vs. Bos.	4.34 1-2-1 3 18 2 24 9 1	3.22 3-4-1 9 58 2 62 21	
Cal.	22.50 0-1-0 1 2 6 5 1	3.96 4-3-2 7 50 47 20	
Chi.	3.26 2-1-0 3 19 1 20 7 1	3.12 5-1-1 8 57 2 50 22	
Cle.	7.88 0-1-0 2 8 15 7 0	3.81 3-3-1 7 49 2 45 21	
Det.	4.76 0-2-0 2 11 16 6 1	6.05 2-5-1 9 38 2 53 28	
K.C.	6.75 1-1-0 2 8 14 6 0	5.34 2-4-0 7 32 35 19	
Mil.	5.40 1-1-0 3 18 1 22 11 2	2.78 5-2-1 8 58 1 51 18	
Min.	2.51 3-1-0 4 32 1 30 9 2	2.47 5-4-1 10 76 2 62 21	
N.Y.	13.50 0-1-0 1 3 1 4 5 0	3.29 5-3-0 9 54 2 48 20	
Oak.	2.36 1-0-0 4 34 1 28 9 1	2.47 3-4-0 8 58 1 49 16	
Sea.	.00 1-0-1 1 9 6 0 0	.57 3-0-2 4 31 1 18 2	
Tex.	1.26 2-0-0 2 14 1 12 2 1	1.98 6-0-1 8 59 48 13	
Tor.	5.92 0-3-0 4 24 1 30 16 3	4.24 3-4-0 9 57 1 55 27	

1st Half	4.04 9-9-1 20 131 1 133 59 7	3 3.56 23-20-4 49 321 293 127	
2nd Half	4.13 3-8-1 12 72 94 33 6	2 2.96 26-17-7 54 361 1 330 119	

'85: Most Strikeouts—9 (Aug. 29 vs. Sea.) Win Streak—5 Loss Streak—5

	1985	BORDI	LIFETIME
Total	ERA W-L-SV G IP H ER HR	ERA W-L-SV G IP H ER HR	ERA W-L-SV G IP H ER HR
Bal.	3.21 6-8-2 51 98 95 35 5	3.76 6-10-2 61 115 118 48 10	2.70 0-1-0 1 6 2 0
Away	2.70 0-1-0 1 6 2 0	3.82 6-9-2 60 108 1 110 46 10	

vs. Bal.	2.55 1-1-0 3 17 2 15 5 1	2.55 1-1-0 3 17 2 15 5 1	
Bos.	0.00 1-0-1 6 5 2 0 0	0.00 1-0-1 6 5 2 0 0	
Cal.	5.40 1-1-0 4 6 2 6 4 1	8.03 1-2-0 7 12 1 16 11 3	
Chi.	4.50 1-1-0 2 2 3 1 0	1.50 1-1-0 5 6 5 1 1	
Cle.	3.52 0-0-0 4 7 2 10 3 0	3.52 0-0-0 4 7 2 10 3 0	
Det.	1.93 0-0-0 5 9 1 8 2 1	2.91 0-0-0 6 11 1 12 3 1	
K.C.	9.00 0-0-0 3 3 6 3 0	9.00 0-0-0 3 3 6 3 0	
Mil.	7.36 0-1-1 4 3 2 6 3 0	7.36 0-1-1 4 3 2 6 3 0	
Min.	4.00 1-1-0 4 9 5 4 0	4.00 1-1-0 4 9 5 4 0	
N.Y.	— — — — —	— — — — —	
Oak.	1.50 0-0-0 3 6 5 1 0	5.68 0-1-0 4 6 1 9 4 1	
Sea.	1.46 1-0-0 3 12 1 10 2 1	1.46 1-0-0 3 12 1 10 2 1	
Tex.	3.68 0-0-0 4 7 1 8 3 0	3.65 0-0-0 6 12 1 11 5 1	
Tor.	4.32 0-3-0 6 8 1 11 4 1	4.32 0-3-0 6 8 1 11 4 1	

1st Half	2.31 2-2-1 25 50 2 44 13 4	2.24 5-3-4 43 104 1 94 26 9	
2nd Half	4.18 4-6-1 26 47 1 51 22 1	5.13 6-11-3 60 119 1 136 68 14	

'85: Most Strikeouts—7 (Sep. 20 at Bal.) Win Streak—2 Loss Streak—3

	1985	DAVIS	LIFETIME
Total	ERA W-L-SV G IP H ER HR	ERA W-L-SV G IP H ER HR	ERA W-L-SV G IP H ER HR
Bal.	4.53 10-8-1 31 175 172 88 11	3.66 45-28-4 129 701 653 285 40	3.52 20-18-1 64 355 1 320 139 17
Away	4.52 5-3-0 16 85 2 93 43 5	3.80 25-10-3 65 345 2 333 146 23	

vs. Bos.	6.14 1-2-0 3 14 2 22 10 1	6.36 2-8-1 10 46 2 64 33 2	
Cal.	4.20 1-0-0 2 15 13 7 0	4.44 1-0-0 5 24 1 22 12 1	
Chi.	1.00 1-0-0 1 9 7 1 0	2.00 2-0-0 7 36 25 8 1	
Cle.	17.61 0-0-0 3 7 2 20 15 0	6.19 3-1-0 11 48 56 33 3	
Det.	4.91 0-0-0 2 7 1 2 4 1	3.79 4-2-1 11 57 41 24 8	
K.C.	5.84 0-2-0 3 12 1 13 8 0	3.75 3-3-0 12 62 1 63 26 3	
Mil.	2.40 1-0-0 2 15 10 4 1	2.82 5-1-0 10 60 2 61 19 1	
Min.	4.22 0-1-0 2 10 2 9 5 1	3.88 3-1-0 10 51 41 22 3	
N.Y.	7.27 0-2-0 2 8 2 16 7 2	2.47 1-5-0 8 43 2 53 23 5	
Oak.	1.06 1-0-0 2 17 9 2 2	4.54 5-2-0 11 66 55 19 4	
Sea.	2.25 2-0-1 3 24 18 6 1	2.68 7-2-1 12 74 66 22 5	
Tex.	2.73 3-0-0 4 29 2 23 9 1	2.07 7-0-1 13 82 2 61 19 1	
Tor.	22.50 0-1-0 2 4 10 10 1	4.62 2-3-0 9 48 2 45 25 3	

1st Half	5.09 4-5-0 19 104 1 102 59 5	3.56 18-13-3 69 361 1 322 143 20	
2nd Half	3.69 6-3-1 19 70 2 70 29 6	3.76 27-15-1 60 339 2 331 142 20	

'85: Most Strikeouts—8 (Aug. 24 at Oak.) Win Streak—5 Loss Streak—4

	1985	DIXON	LIFETIME
Total	ERA W-L-SV G IP H ER HR	ERA W-L-SV G IP H ER HR	ERA W-L-SV G IP H ER HR
Bal.	3.67 8-4-1 34 162 144 66 20	3.70 8-5-1 36 175 158 72 21	4.29 5-4-1 22 109 103 52 16
Away	2.59 3-1-0 13 59 48 17 5	2.73 3-1-0 14 66 55 20 5	

vs. Bos.	2.19 1-0-0 3 12 1 14 3 1	3.20 1-1-0 5 25 1 26 9 2	
Cal.	7.15 0-1-0 4 11 1 13 9 3	7.15 0-1-0 4 11 1 13 9 3	
Chi.	2.84 2-0-0 3 12 2 11 4 1	2.84 2-0-0 3 12 2 11 4 1	
Cle.	2.08 1-0-0 2 17 1 10 4 1	2.08 1-0-0 2 17 1 10 4 1	
Det.	.73 0-0-0 2 13 12 6 0	.73 0-0-0 2 12 1 6 1 0	
K.C.	4.15 1-0-0 2 13 12 4 2	4.15 1-0-0 2 13 12 4 2	
Mil.	2.40 1-0-1 3 15 12 8 2	2.40 1-0-1 3 15 12 8 2	
Min.	6.35 0-1-0 3 17 21 12 5	6.35 0-1-0 3 17 21 12 5	
N.Y.	6.35 0-1-0 2 9 1 6 3 0	2.89 0-1-0 2 9 1 6 3 0	
Oak.	2.89 0-1-0 2 5 1 10 7 3	11.81 1-0-0 2 5 1 10 7 3	
Sea.	11.81 1-0-0 1 9 6 2 1	2.00 1-0-0 1 9 6 2 1	
Tex.	2.00 1-0-0 3 16 11 3 1	1.69 0-0-0 3 16 11 3 1	
Tor.	1.69 0-0-0 3 16 11 3 1	1.69 0-0-0 3 16 11 3 1	

1st Half	4.63 5-3-0 19 83 2 82 43 12	4.63 5-3-0 19 83 2 82 43 12	
2nd Half	2.64 3-1-1 15 78 1 62 23 8	2.86 3-2-1 17 91 1 76 29 9	

Starter 4.00 8-3-0 18 105 2 93 47 15
Reliever 3.04 0-1-1 16 56 1 51 19 5

'85: Most Strikeouts—8 (Aug. 19 vs. Tex.) Win Streak—4 Loss Streak—2

	1985	FLANAGAN	LIFETIME
Total	ERA W-L-SV G IP H ER HR	ERA W-L-SV G IP H ER HR	ERA W-L-SV G IP H ER HR
Bal.	5.13 4-5-0 15 86 101 49 14	3.81 129-82-17 299 1918 1911 811 179	3.44 73-35-12 149 967 2 907 370 89
Away	6.40 2-2-0 7 32 1 44 23 5	4.18 56-57-5 150 950 1 1004 441 90	

vs. Bos.	— — — — —	4.65 9-9-0 21 120 145 62 10	
Cal.	3.00 0-0-0 1 6 6 2 0	5.82 3-7-1 16 86 2 107 56 9	
Chi.	1.13 1-0-0 1 8 3 1 0	4.46 8-7-0 20 119 107 59 12	
Cle.	6.75 1-0-0 2 10 2 14 8 2	3.55 8-6-0 22 144 2 137 57 10	
Det.	8.64 1-0-0 2 8 14 8 3	3.52 12-8-3 30 197 193 77 24	
K.C.	15.00 0-1-0 1 3 5 5 1	3.51 9-13-3 23 151 1 152 59 17	
Mil.	3.38 0-1-0 1 8 8 3 0	5.00 8-10-0 23 136 2 155 76 13	
Min.	— — — — —	3.16 15-4-0 25 176 2 185 62 12	
N.Y.	2.51 1-0-0 2 14 1 17 4 1	3.93 12-7-0 30 192 1 197 84 20	
Oak.	10.38 0-1-0 1 4 1 9 5 2	3.46 15-5-2 26 168 1 151 64 16	
Sea.	6.48 0-1-0 2 8 13 6 2	3.36 9-4-2 21 139 1 125 62 13	
Tex.	6.43 0-1-0 1 7 8 5 2	4.04 6-6-2 17 107 110 48 13	
Tor.	2.25 0-0-0 1 8 4 2 1	2.73 15-6-4 25 181 167 55 10	

1st Half	— — — — —	3.63 67-48-12 150 967 911 390 83	
2nd Half	5.13 4-5-0 15 86 101 49 14	3.98 62-44-5 149 951 1000 421 96	

'85: Most Strikeouts—9 (Sep. 30 at N.Y.) Win Streak—2 Loss Streak—2

1985 HAVENS LIFETIME												
Total	ERA	W-L-SV	G	IP	H	ER	HR	ERA	W-L-S	G	IP	H
5.15	18-29-2	71	381.1	451	21	14	4	5.15	18-29-2	71	381.1	451
3.00	1-0-0	0	6	12	14	4	0	3.00	1-0-0	0	6	12
5.21	17-29-2	65	369.1	383	23	14	4	5.21	17-29-2	65	369.1	383
vs. Bos.	108.00	0-0-0	2	0.1	5	4	2	6.47	3-1-0	7	32	52
Cal.	.00	0-0-0	1	0.1	0	0	0	9.00	1-1-0	4	16	21
Chi.	—	—	—	—	—	—	—	6.97	0-1-0	2	10.1	10
Cle.	—	—	—	—	—	—	—	7.29	1-2-0	4	21	27
Det.	16.98	0-0-0	2	2.2	6	5	0	6.28	2-3-0	10	48.1	45
K.C.	—	—	—	—	—	—	—	6.48	1-3-0	5	25	34
Mil.	.00	0-0-0	1	3.1	1	0	0	5.68	2-4-0	9	50.2	51
Min.	—	—	—	—	—	—	—	—	—	—	—	—
N.Y.	5.87	0-1-0	2	7.2	8	5	2	5.13	1-5-0	8	47.1	42
Oak.	—	—	—	—	—	—	—	5.53	0-3-0	6	27.2	27
Sea.	—	—	—	—	—	—	—	2.45	2-2-0	5	33	35
Tex.	—	—	—	—	—	—	—	3.91	1-2-0	4	23	26
Tor.	—	—	—	—	—	—	—	2.14	3-2-2	6	46.1	37
1st Half	—	—	—	—	—	—	—	5.90	9-14-0	32	178.1	204
2nd Half	8.79	0-1-0	8	14.1	20	14	4	4.47	9-15-2	39	203	203

'85: Most Strikeouts—5 (3 times)

1985 MARTINEZ, D. LIFETIME												
Total	ERA	W-L-SV	G	IP	H	ER	HR	ERA	W-L-S	G	IP	H
5.15	13-11-1	33	180	203	103	29	4	4.15	108-93-10	315	1768.2	1811
6.11	5-6-1	15	73.2	90	50	13	3	3.87	57-46-8	154	908	914
4.49	8-5-0	18	106.1	113	53	16	4	4.44	51-47-2	161	859.2	967
vs. Bos.	7.27	1-2-0	3	17.1	24	14	4	4.88	11-16-0	32	202.2	204
Cal.	2.08	3-1-1	4	30.1	16	7	3	3.38	12-9-2	27	176	144
Chi.	7.43	0-1-0	3	13.1	16	11	2	4.13	6-8-1	22	109	123
Cle.	3.86	2-1-0	3	14	12	6	1	4.13	10-8-1	27	141.2	157
Det.	7.43	0-1-0	3	12.1	15	11	3	4.28	7-8-1	23	132.1	138
K.C.	4.38	1-0-0	2	13.1	14	6	2	3.61	5-7-1	24	137	141
Mil.	1.00	1-0-0	1	9	7	1	0	4.40	11-5-0	28	145.1	154
Min.	15.75	0-1-0	3	8	26	14	2	6.36	4-4-0	24	93.1	129
N.Y.	8.31	0-2-0	3	13	18	12	1	5.01	2-9-0	23	118.2	120
Oak.	1.80	1-0-0	1	5	5	1	1	4.10	9-3-1	19	107.2	105
Sea.	4.00	2-1-0	3	18	21	8	3	3.92	14-5-1	23	142.1	154
Tex.	4.76	1-0-0	2	11.1	15	6	3	4.02	8-5-0	22	130	139
Tor.	3.60	1-1-0	2	15	14	6	4	2.30	9-6-2	21	133	102
1st Half	5.05	7-6-1	17	92.2	104	52	12	4.27	57-51-6	163	887	967
2nd Half	5.26	6-5-0	16	87.1	99	51	17	4.01	51-42-4	152	881.2	874

'85: Most Strikeouts—6 (Apr. 26 vs. Cle.) Win Streak—4 Loss Streak—2

1985 MARTINEZ, T. LIFETIME												
Total	ERA	W-L-SV	G	IP	H	ER	HR	ERA	W-L-S	G	IP	H
Bal.	3.73	2-1-1	23	41	39	17	4	2.72	33-16-48	225	373.2	312
Away	7.76	1-2-3	26	29	31	25	4	3.86	22-24-66	304	441	394
vs. Bos.	2.08	0-0-0	4	8.2	4	2	0	3.39	3-3-4	41	66.1	64
Cal.	2.16	0-1-0	5	8.1	3	2	0	2.80	0-3-9	37	61	38
Chi.	9.45	0-0-0	3	6.2	10	7	1	4.00	6-4-11	47	69.2	68
Cle.	2.25	0-0-0	4	8	8	2	1	2.92	1-2-8	46	64.2	52
Det.	11.57	1-0-1	4	4.2	8	6	3	3.87	5-4-10	49	81.1	76
K.C.	4.91	1-0-0	4	3.2	3	2	1	4.84	5-4-5	32	48.1	48
Mil.	40.50	0-0-1	3	1.1	5	6	0	4.94	5-3-11	38	47.1	47
Min.	.00	0-0-0	4	5.1	7	0	0	3.58	1-1-9	37	55.1	60
N.Y.	3.60	0-0-0	5	5	5	2	0	2.39	9-6-13	61	86.2	72
Oak.	20.25	0-0-0	2	1.1	3	3	0	2.57	4-3-9	36	63	47
Sea.	9.00	0-1-0	4	9	10	9	1	2.88	3-3-7	29	50	36
Tex.	.00	0-0-1	1	0.2	0	0	0	2.30	6-1-10	33	58.2	37
Tor.	1.23	1-1-1	6	7.1	4	1	1	3.95	7-3-8	40	54.2	55
1st Half	4.97	1-2-3	31	41.2	49	23	5	3.62	26-20-57	268	410	369
2nd Half	6.04	2-1-1	18	28.1	21	19	3	3.05	29-20-57	261	404.2	337

85: Most Strikeouts—7 (Oct 3 vs. Bos.) Win Streak—1 Loss Streak—2

'85: Most Strikeouts—7 (Oct. 3 vs. Bos.) Win Streak—1 Loss Streak—2

1985					McGREGOR					LIFETIME				
Total	ERA	W-L-SV	G	IP	H	ER	HR	ERA	W-L-S	G	IP	H	ER	
	4.81	14-14-1	35	204	226	109	34	3.76	125-83-20	292	1835	1890	767	
Bal.	4.14	8-6-0	17	100	111	46	19	3.60	62-37-9	140	897.1	918	339	
Away	5.45	6-8-1	18	104	115	63	15	3.92	63-46-11	152	937.2	972	408	
vs. Bos.	.00	0-1-0	1	7.1	9	0	0	4.68	4-9-0	18	102	123	53	
Cal.	5.19	1-1-0	3	17.1	16	10	3	2.85	17-6-1	25	180	159	56	
Chi.	3.78	1-0-0	3	16.2	15	7	1	3.80	11-6-2	23	132.2	141	51	
Cle.	7.13	0-2-0	4	17.2	21	14	2	4.59	10-9-1	28	162.2	174	83	
Det.	4.50	2-1-0	3	20	22	10	4	4.01	13-8-1	27	177.1	190	79	
K.C.	7.06	2-2-0	4	21.2	27	17	5	4.08	9-8-1	22	136.2	145	62	
Mil.	3.21	3-1-0	4	28	29	10	5	4.02	9-6-1	23	145.2	146	65	
Min.	8.68	0-1-0	2	9.1	15	9	2	3.54	11-6-3	23	139.2	157	55	
N.Y.	5.29	0-2-0	3	17	17	10	2	4.27	6-11-4	28	166.1	186	79	
Oak.	1.90	3-0-1	3	23.2	17	5	4	3.23	10-3-2	19	139.1	120	50	
Sea.	7.71	0-1-0	1	4.2	7	4	1	3.63	6-5-1	20	129	124	52	
Tex.	6.10	1-1-0	2	10.1	16	7	2	3.53	7-1-0	14	81.2	88	32	
Tor.	5.23	1-1-0	2	10.1	15	6	3	2.79	12-5-3	22	142	137	44	
1st Half	4.57	7-7-1	19	110.1	119	56	18	3.85	62-42-9	147	927.1	943	397	
2nd Half	5.09	7-7-0	16	93.2	107	53	16	3.67	63-41-11	145	907.2	947	370	
1985: Most Strikeouts—5 (5 times) Win Streak—3 Loss Streak—4														

'85: Most Strikeouts—5 (5 times) Win Streak—3 Loss Streak—4

1985								SWAGGERTY				LIFETIME				
	ERA	W-L-SV	G	IP	H	ER	HR	ERA	W-L-S	G	IP	H	ER	HR		
Total	5.40	0-0-0	1	1.2	3	1	0	4.59	4-3-0	31	80.1	94	41	1		
Bal.	5.67	0-3-0	13	27	32	17	1	5.05	4-0-0	18	53.1	62	24	7		
Away	5.40	0-0-0	1	1.2	3	1	0									
vs.								2.84	2-0-0	7	19	20	6	1		
Bos.								.00	0-0-0	1	2	1	0	0		
Cal.								3.00	0-0-0	1	6	7	2	0		
Chi.								6.75	0-0-0	1	1.1	2	1	0		
Cle.								8.79	0-1-0	6	14.1	22	14	3		
Det.	5.40	0-0-0	1	1.2	3	1	0	.00	0-0-0	1	3.1	3	0	0		
K.C.								8.44	0-1-0	3	5.1	7	5	0		
Mil.								.00	0-0-0	1	1	1	0	0		
Min.								2.93	0-1-0	5	15.1	16	5	1		
N.Y.								6.00	1-0-0	1	3	3	2	2		
Oak.								3.68	1-0-0	3	7.1	9	3	0		
Sea.																
Tex.								11.57	0-0-0	1	2.1	3	3	1		
Tor.																
1st Half								5.16	2-1-0	13	22.2	25	13	4		
2nd Half	5.40	0-0-0	1	1.2	3	1	0	4.37	2-2-0	18	57.2	69	28	4		
85: Most Strikeouts--2 (Sep. 14 at Det.)																

'85: Most Strikeouts—2 (Sep. 14 at Det.)

1985													SNELL					LIFETIME				
		ERA	W-L-SV	G	IP	H	ER	HR	ERA	W-L-S	G	IP	H	ER	HR							
Total	Bal.	2.69	3-2-5	43	100.1	100	30	4	2.67	4-3-5	48	108	108	32	5							
	1st Half	1.88	2-0-2	22	52.2	51	11	3	1.91	3-0-2	25	56.2	56	12								
	2nd Half	3.59	1-2-3	21	47.2	49	19	1	3.51	1-3-3	23	51.1	52	20	1							
vs.	Bos.	2.53	0-0-1	5	10.2	14	3	1	2.76	0-1-1	9	16.1	20	5	2							
	Cal.	3.18	0-0-0	4	5.2	9	2	0	3.18	0-0-0	4	5.2	9	2	0							
	Chi.	—	—	—	—	—	—	—	—	—	—	—	—	—	—							
	Cle.	.84	0-1-1	6	10.2	15	1	0	.84	0-1-1	6	10.2	15	1	0							
	Det.	2.53	0-0-0	4	10.2	8	3	0	2.53	0-0-0	4	10.2	8	3	0							
	K.C.	2.25	0-0-1	4	12	11	3	0	2.25	0-0-1	4	12	11	3	0							
	Mil.	4.50	2-0-0	5	10	13	5	0	4.50	2-0-0	5	10	13	5	0							
	Min.	5.79	1-0-0	3	9.1	9	6	0	5.79	1-0-0	3	9.1	9	6	0							
	N.Y.	3.00	0-0-0	3	3	4	1	0	1.80	1-0-0	4	5	6	1	0							
	Oak.	.00	0-1-1	2	6.2	11	3	1	2.45	0-0-1	4	11	11	3	1							
	Sea.	2.45	0-1-1	4	11	11	3	2	2.57	0-0-0	2	7	3	2	1							
Tex.	2.57	0-0-0	2	7	3	2	1	2.45	0-0-0	1	3.2	1	1	1								
Tor.	2.45	0-0-0	1	3.2	1	1	1															
1st Half	2.12	3-1-4	27	72.1	62	17	3	2.12	3-1-4	27	72.1	62	17									
2nd Half	4.18	0-1-1	16	28	38	13	3	3.79	1-2-1	21	35.2	46	15									
'85: Most Strikeouts—5 (Sep. 15 at Det)													Win Streak—3		Loss Streak—1							

LEADING OPPONENT'S PITCHERS VS. O'S—1985

Best ERA (Starters, 18 inn. min.)0.50—Jaime Cocanower, Mil. (ip-182, er-1)
1.52—Charlie Hough, Tex. (ip-232, er-4)
1.59—Mike Moore, Sea. (ip-281, er-5)

Best ERA (Relievers, 10 inn. min.)0.00—Mike LaCoss, K.C. (ip-18, er-0)
0.69—Stu Cliburn, Cal. (ip-13, er-1)

Worst ERA (Starters, 18 inn. min.)6.41—Danny Jackson, K.C. (ip-192, er-14)
6.29—Britt Burns, Chi. (ip-241, er-17)

Worst ERA (Relievers, 10 inn. min.)8.49—Mike Mason, Tex. (ip-112, er-1)

Wins4—Joe Cowley, N.Y.
3—Doyle Alexander, Tor.
3—Ron Guidry, N.Y.

Losses3—Floyd Bannister
3—Mike Mason, Tex.

Saves4—Ron Davis, Min.
4—Dan Quisenberry, K.C.

Games8—Ron Davis, Min.
7—Dan Quisenberry, K.C.

Complete Games3—Mike Moore, Sea.

Innings28.1—Mike Moore, Sea.
27.0—Bob Ojeda, Bos.
27.0—Don Sutton, Oak.
26.2—Ken Schrom, Chi.

Walks18—Floyd Bannister, Chi.
17—Joe Cowley, N.Y.

Strikeouts27—Floyd Bannister, Chi.
22—Mike Moore, Sea.

BIGGEST LIFETIME WINNERS/LOSERS VS. O'S

Winners: Whitey Ford, the Yankees Hall of Famer, still holds the distinction of having beaten the Orioles more than anyone else, even though he has been retired since '67 . . . He was 30-16 against the Birds.

Ford is one of 11 pitchers to have posted 20 or more lifetime wins against the O's in 32 Baltimore seasons. The others: "Catfish" Hunter (26-24), Mokey Lolich (25-19), Billy Pierce (23-11), Early Wynn and Frank Sullivan both (21-8), Jim Kaat (21-21), Earl Wilson (20-9), Luis Tiant (20-21), Jim Perry (20-22) and Camilo Pascual (20-23).

Among currently active pitchers, the biggest winners against the O's are Tommy John (15-16), followed by Bert Blyleven and Frank Tanana (both 14-11).

Losers: Hunter, the 2nd biggest winner vs. Baltimore, is also the biggest lifetime loser (24) . . . At one time "Catfish" had a 23-16 lifetime record vs. the O's, but then lost 8 of his last 11 decisions against them from '76 thru '79.

There have been 4 other 20-game losers: Tiant and Jim Perry (22 each), Fritz Peterson (14-21), and Kaat (21) . . . Other big losers were Lolich (19), Gaylord Perry (12-19) and Sam McDowell (9-19) . . . From a percentage standpoint, Jim Colborn, formerly of Brewers, Royals and Mariners, with a .150 (3-17) and Rudy May at .167 (3-15) rank near the bottom of the list.

Others who've had little success against Baltimore include: Geoff Zahn (2-11), Matt Keough (1-8), Milt Wilcox (4-12), Jim Beattie (3-11) and Mike Caldwell (3-9).

Among actives, Tommy John is the biggest loser (16), just as he's the biggest winner (assuming he makes a big league roster on opening day) . . . Jim Slaton (11-12) is next followed by Blyleven, Beattie and Tanana (11 each).

OPPOSING PITCHERS RECORDS

PITCHER	T	'85 CLUB	VS. ORIOLES		'85 OVERALL		LIFETIME RECORD	
			'85 W-L-S	CAREER W-L-S	'85 W-L-S	ERA	AMER.LGE. W-L-S	MAJORS W-L-S
Acker	R	Tor	0-0-1	0-0-1	7-2-12	3.23	15-8-10	
Agosto	L	Chi	1-0	1-0-0	4-3-1	3.58	8-6-15	
Alexander	R	Tor	3-0	9-4	17-10	3.45	118-101-1	149-125-1
Allen, N.	R	NY	1-0	1-0-0	1-0-1	2.76	1-0-1	45-52-1
Atherton	R	Oak	0-1	0-1	4-7-3	4.30	13-18-9	
Armstrong	R	NY	—	0-2-1	0-0-0	3.07	18-14-10	18-16-1
Bannister, F.L.	Chi	0-3	5-5	10-14	4.87	80-85		91-103
Barojas	R	Sea	0-1	2-1	0-5	5.98	18-21-35	
Beard	R	Sea	—	4-0-3	—	—	19-18-30	
Beattie	R	Sea	0-1	3-11	5-6	7.29	52-81	
Beckwith	R	KC	0-0	0-0	1-5-1	4.07	9-9-3	18-19-1
Berenguer	R	Det	0-1	2-3	5-6	5.59	27-34	28-38-1
Best	R	Sea	1-0	1-0	2-1-4	1.95	3-3-4	
Birtsas	L	Oak	2-0	2-0	10-6	4.01	10-6	
Black	L	KC	0-2	2-2	10-15	4.33	41-40	
Blyleven	R	Cle	0-0	14-11	17-16	3.16	178-155	212-183
Bordi	R	NY	1-1	1-1	6-8-2	3.21	6-10-2	11-14-1
Boyd	R	Bos	2-1	4-4	15-13	3.70	31-34	
Brown, Ma.	R	Min	0-0	0-0	0-0	6.89	1-2	
Brown, Mi.	R	Bos	—	0-1	0-0	21.60	8-14	
Burns	L	Chi	1-2	5-4-1	18-11	3.96	70-60-3	
Burns	R	Min	1-1	1-2	9-13	4.81	23-26	102-127-1
Butcher	R	Min	0-1	6-1	11-14	4.98	35-41-6	
Bystrom	R	NY	1-0	0-0	3-2	5.71	5-4	29-26
Camacho	R	Cle	—	0-1-3	0-1-0	8.10	5-12-23	
Candelaria	L	Cal	0-1	0-1	7-3	3.80	7-3	129-83-1
Cary	L	Det	0-1	0-1	0-1-2	3.42	0-2-2	
Caudill	R	Tor	0-1-1	3-1-5	4-6-14	2.99	27-30-102	33-48-10
Clancy	R	Tor	—	7-10	9-6	3.78	88-102	
Clark, B.	L	Cle	0-1	0-1	3-4-2	6.32	18-23-4	
Clear, M.	R	Bos	0-0	3-2-2	1-3-3	3.72	57-39-61	
Clemens, R.	R	Bos	—	0-1	7-5	3.29	16-9	
Clements, P.L.	R	Cal	1-0	1-0	5-0-1	3.34	5-0-1	

OPPOSING PITCHERS RECORDS

PITCHER	T	CLUB	VS. ORIOLES		'85 OVERALL		LIFETIME RECORD	
			'85 W-L-S	CAREER W-L-S	'85 W-L-S	ERA	AMER.LGE. W-L-S	MAJORS W-L-S
Cliburn	R	Cal	1-1	1-1-0	9-3-6	2.09	9-3-6	
Cocanower	R	Mil	2-0	4-0	6-8	4.33	16-24	
Codiroli	R	Oak	—	1-1	14-14	4.46	33-32-2	
Conroy	L	Oak	—	0-2	0-1-0	4.26	10-19	
Corbett	R	Cal	0-0	1-3-1	3-3-0	4.89	20-26-55	
Cowley	R	NY	4-0	5-0	12-6	3.95	21-8	22-10
Crawford	R	Bos	0-1-1	0-2-1	6-5-12	3.76	14-10-13	
Darwin	R	Mil	0-2	5-2-1	8-18-2	3.80	61-68-17	
Davis, R.	R	Min	1-2-4	5-6-7	2-6-25	3.48	44-44-128	
Dorsey	R	Bos	0-0	0-0	0-1	20.25	1-3	
Dotson	R	Chi	—	6-6	3-4	4.47	73-59	
Easterly	L	Cle	0-0	1-0-1	4-1-0	3.92	14-10-12	22-30-14
Eufemia	R	Min	0-0	0-0	4-2-2	3.79	4-2-2	
Farr	R	KC	—	0-1-0	2-1-1	3.11	5-12-2	
Filer	R	Tor	2-0	2-0	7-0	3.88	8-2	
Filson	L	Mil	0-0	0-1	4-5-2	3.67	14-13-4	
Fingers	R	Min	0-1-0	8-7-10	1-6-17	5.04	80-78-233	114-118-341
Fisher	R	NY	0-0-3	0-0-3	4-4-14	2.38	4-4-14	
Forsch, K.	R	Cal	—	1-3-0	—	—	36-31-0	114-112-50
Gibson	R	Mil	0-1-1	1-5-1	6-7-11	3.90	11-16-13	
Gleaton	L	Chi	0-0	0-1-0	1-0-1	5.76	1-0-1	3
Gubicza	R	KC	1-1	2-1	14-10	4.06	24-24	
Guidry	L	NY	3-0	10-7	22-6	3.27	154-68	
Haas	R	Mil	0-1	5-8	8-8	3.84	91-79	
Harris	R	Tex	0-0	0-0-0	5-4-11	2.47	5-4-11	12-17-16
Heaton	L	Cle	0-0	2-1	9-17	4.90	32-41-7	
Henke	R	Tor	2-0-1	2-0-1	3-3-13	2.03	6-4-16	
Henry	R	Tex	0-0	0-0	2-2-3	2.57	2-3-3	51-45-90
Hernandez	L	Det	1-1-0	1-1-3	8-10-31	2.70	17-13-63	
Higuera	L	Mil	0-1	0-1	15-8	3.90	15-8	
Holland	L	Cal	0-0	0-0-0	0-1-0	1.48	0-1-0	33-30-78
Hooton	R	Tex	0-1	0-1	5-8-0	5.23	5-8-0	151-136-7
Hough	R	Tex	2-0	2-5	14-16	3.31	67-59-1	114-105-61
Howell, J.	R	Oak	1-1-3	4-2-3	9-8-29	2.85	21-20-36	23-20-36
Huisman	R	KC	—	0-1-0	1-0-0	1.93	6-4-3	
Hurst	L	Bos	2-1	3-3	11-13	4.51	42-46	
Jackson, D.	L	KC	2-1	2-2	14-12	3.42	17-19	
James, B.	R	Chi	0-0-1	0-0-1	8-7-32	2.13	8-9-32	15-16-49
John	L	Oak	0-2	15-16-2	4-10	5.53	172-165	259-207
Jones, A.	R	Chi	—	1-0	1-0-0	1.50	2-1-5	
Jones, M.	L	KC	0-0	0-1	3-3	4.78	11-10	
Key	L	Tor	0-2	2-3	14-6	3.00	18-11-10	
Kison	R	Bos	1-0	2-2-1	5-3-1	4.11	34-25-6	115-88-12
Krueger	R	Oak	0-1	3-2	9-10	4.52	26-26	
LaCoss	R	KC	1-0	1-0	1-1-1	5.09	1-1-1	51-54-6
Ladd	R	Mil	0-0	0-2-1	0-0-2	4.53	8-16-33	9-17-33
Lamp	R	Tor	0-0	0-3-4	11-0-2	3.32	44-29-31	72-70-31
Langford	R	Oak	0-0	6-9	3-5	3.51	72-96	
Langston	L	Sea	0-1	0-1	7-14	5.47	24-24	78-74-135
Lavelle	L	Tor	0-1-1	0-1-1	5-7-8	3.10	5-7-8	
Lazorko	R	Sea	—	0-1-0	0-0-1	3.54	0-2-1	
Leal	R	Tor	0-0	2-6	3-6	5.75	51-58-1	
Leary	R	Mil	0-1	0-1	1-4	4.05	1-4	5-8
Leibbrandt	L	KC	2-0	3-0	17-9	2.69	28-16	44-33
Leonard	R	KC	0-0	7-8	0-0	0.00	136-93	
Lollar	L	Chi	0-0	0-0	8-10-1	4.62	9-10-1	45-52-1
Lopez, A.	R	Det	1-0-0	5-0-2	3-7-5	4.80	53-30-85	57-32-85
Lugo	R	Cal	0-0	0-0	3-4	3.69	3-4	
Lysander	R	Min	0-0	0-1	0-2-3	6.05	9-17-11	
Mahler, M.	L	Det	0-1	0-1	1-2-0	1.74	3-2-1	14-30-1
Mason	L	Tex	0-3	0-4	8-15	4.83	18-32	
McCaskill	R	Cal	0-1	0-1	12-12	4.70	12-12	
McCatty	R	Oak	—	4-5	4-4	5.57	63-63-5	
McClure	L	Mil	0-0-2	2-2-4	4-1-3	4.31	44-42-34	
Mirabella	L	Sea	—	0-5-1	0-0	1.32	11-24-7	
Montefusco	R	NY	—	2-0	0-0	10.29	10-3	90-83-5
Moore, D.	R	Cal	1-2-2	1-2-2	8-8-31	1.92	8-8-31	32-31-59
Moore, M.	R	Sea	2-1	3-6	17-10	3.46	37-49	
Morgan, M.	R	Sea	—	0-7-0	1-1	12.00	10-28	
Morris	R	Det	0-0	6-8	16-11	3.33	123-86	
Mura	R	Oak	0-0	0-0	1-1-1	4.13	1-1-1	30-39-5
Musselman	R	Tor	1-0	1-0	3-0-0	4.47	4-2-1	
Nelson, G.	R	Chi	0-2	2-5	10-10-2	4.26	22-28-3	
Niekro, J.	R	NY	0-0	2-2	2-1	5.84	23-23-2	204-180-16
Niekro, P.	R	NY	0-0	0-0	16-12	4.09	32-20	300-250
Nipper	R	Bos	1-1	2-3	9-12	4.06	21-19	
Noles	R	Tex	0-0	0-0	4-8-1	5.06	6-11-1	27-44-7
Nunez	R	Sea	1-0-0	1-1-2	7-3-16	3.09	10-11-23	
O'Neal	R	Det	1-0	1-0	5-5-1	3.24	7-6-1	
Ojeda	L	Bos	2-1	6-3	9-11-1	4.00	44-39-1	
Oliveros	R	Oak	0-0	0-0	1-3-8	1.93	1-3-8	
Petry	R	Det	2-1	11-7	15-13	3.36	93-64	
Porter	R	Mil	0-0	0-1	0-0-0	1.98	13-13	

OPPOSING PITCHERS RECORDS

PITCHER	T	'85 CLUB	VS. ORIOLES		'85 OVERALL		LIFETIME RECORD	
			'85 W-L-S	CAREER W-L-S	'85 W-L-S	ERA	AMER.LGE. W-L-S	MAJORS W-L-S
Quisenberry	R	KC	0-0-4	2- 2-15	8- 9-37	2.37	44- 35-217	
Rasmussen	L	NY	0-0	0- 2	3- 5- 0	3.98	12- 11- 0	12- 11-
Reed, J.	R	Cle	0-0-1	0- 0- 1	3- 5- 8	4.11	5- 7- 8	
Righetti	L	NY	1-0-3	4- 4- 6	12- 7-29	2.78	50- 36- 61	
Rijo	R	Oak	1-0	2- 0	6- 4	3.53	8- 12- 2	
Roman	R	Cle	0-2	0- 2	0- 4	6.61	0- 6	
Romanick	R	Cal	1-1	3- 1	14- 9	4.11	26- 21	
Rozema	R	Tex	0-2	1- 6- 1	3- 7- 7	4.19	60- 53- 17	
Ruhle	R	Cle	1-2	2- 4	2-10- 3	4.32	27- 39- 3	66- 85- 13- 28
Russell	R	Tex	0-1	0- 1	3- 6	7.55	3- 6	
Saberhagen	R	KC	0-2	1- 2	20- 6	2.87	30- 17- 1	
Sanchez, R.	R	Cal	0-0	2- 1- 2	2- 0- 2	5.72	28- 21- 7	
Scherrer	L	Det	0-1	0- 1	3- 2- 0	4.36	4- 2- 0	7- 7-
Schmidt	R	Tex	0-0-1	0- 4- 2	7- 6- 5	3.15	20- 22- 26	
Schrom	R	Min	1-2	3- 4	9-12	4.99	31- 31- 1	
Schulze	R	Cle	1-0	1- 0	4-10- 0	6.01	7- 16- 0	
Scurry	L	NY	0-0-1	0- 0- 1	1- 0- 1	2.84	1- 0- 1	18- 28- 4- 1
Searage	L	Mil	0-0	0- 0- 2	1- 4- 1	5.92	3- 5- 7	
Seaver	R	Chi	2-0	3- 1	16-11	3.17	31- 22	304-182
Shirley	L	NY	0-0	1- 1	5- 5- 2	2.64	13- 16- 2	66- 99
Slaton	R	Cal	0-0	11-12- 1	6-10- 1	4.37	147-152-12	
Smith, R.	R	Cle	0-0	0- 0	1- 4- 0	5.34	6- 9- 0	
Smithson	R	Min	1-0	4- 5	15-14	4.34	43- 45	
Spillner	R	Chi	0-0-1	2- 2- 5	4- 3- 1	3.44	51- 48- 43	75- 89- 13- 28
Stanley	R	Bos	0-0-1	8- 6- 9	6- 6-10	2.87	94- 70-107	
Stanton, M.	R	Sea	0-1	0- 2	1- 3- 1	6.42	13- 20- 30	13- 22-
Stewart, D.	R	Tex	0-0	0- 1	0- 6- 4	5.42	12- 22- 4	30- 35-
Stieb	R	Tor	0-0	3- 7	14-13	2.48	95- 80	
Stoddard, B.	R	Det	0-0	1- 0	0- 0- 1	6.75	16- 24- 1	
Sutton	R	Oak	1-2	3- 6	15-10	3.86	41- 36- 0	295-228
Swift	R	Sea	0-1	0- 1	6-10	4.77	6- 10	
Tanana	L	Tex	2-1	14-11	12-14	4.27	147-144	
Tellmann	R	Oak	0-0	1- 2	0- 0- 0	5.06	15- 7- 12	18- 7-
Terrell	R	Det	0-0	0- 0	15-10	3.85	15- 10	34- 30
Thomas, R.	R	Sea	0-0	0- 0	7- 0- 1	3.36	13- 3- 3	19- 11-
Thompson	R	Cle	0-2	0- 2	3- 8- 5	6.30	3- 8- 5	
Trujillo	R	Bos	0-0	0- 0	4- 4- 1	4.82	4- 4- 1	
Vande Berg	L	Sea	0-0	2- 1- 2	2- 1- 3	3.72	21- 21- 20	
Viola	L	Min	2-0	3- 2	18-14	4.09	47- 51	
Von Ohlen	L	Cle	1-0	1- 0	3- 2	2.91	3- 2- 0	7- 4-
Vuckovich, P.	R	Mil	0-1	4- 4	6-10	5.51	52- 34- 8	91- 85-
Waddell	R	Cle	0-1	0- 1- 2	8- 6- 9	4.87	15- 10- 5	
Waits	L	Mil	0-0	7- 8	3- 2- 1	6.51	79- 92- 8	
Wardle	L	Min	2-1	2- 1	8- 9- 1	6.18	8- 9- 1	
Warren	R	Oak	0-1	0- 3	1- 4	6.61	9- 13	
Wegman	R	Mil	2-0	2- 0	2- 0	3.57	2- 0	
Welsh, C.	L	Tex	0-2	0- 2	2- 5- 0	4.13	2- 5	16- 22
Whitson	R	NY	2-0	2- 0	10- 8	4.88	14- 10- 2	63- 64
Wilcox	R	Det	—	4-12	1- 3	4.85	114-101- 4	119-105
Wills	R	Sea	0-0	0- 0	5-11- 1	6.00	5- 11- 1	
Witt	R	Cal	1-0	3- 6	15- 9	3.56	53- 49- 5	
Young, C.	L	Oak	0-0	1- 1	0- 4	7.24	9- 9	
Young, M.	L	Sea	2-1	2- 3	12-19- 1	4.91	29- 42	
Zahn	L	Cal	—	2-11	2- 2	4.38	105- 95	111-109

ORIOLES TRAINERS

Ralph Salvon, the American League's senior head trainer, is in his 19th year in that capacity with the Orioles since he replaced **Eddie Weidner** in '68. Ralph has been a baseball trainer for 34 years since graduating from **Gus Mauch's** Trainer's School in '52, and has spent 30 years with the O's organization (including one year with the Orioles' predecessors, the St. Louis Browns).

He worked in the farm system from '53 thru '61, went to the Houston Astros for the next 4 years, then returned in '66 and spent 2 seasons as **Weidner's** assistant before moving up to the top job. A native of Fitchburg, MA, Ralph and his wife, **Jane**, live in Phoenix, MD.

Richie Bancells, 30, has already spent 10 seasons in the Orioles organization and is now in his 3rd year as the club's assistant trainer. He had served as head trainer and traveling secretary for the Orioles' AAA affiliate Rochester Red Wings for four years before coming to Baltimore in '84, but has been assisting **Ralph Salvon** at the O's big league camp in Miami since '80.

A Key West, FL native and a graduate of Miami's Biscayne College (now St. Thomas University), he first joined the organization as assistant trainer for the Miami O's (Florida State League) in '78-'79.

Richie and his wife, Carol, are the parents of two children. They reside in Joppa, MD.

ORIOLES ALL-STAR GAME SELECTEES—1954—1985

1954	1965	1973
Bob Turley (DNP)	Milt Pappas (ST)†	Paul Blair
	Brooks Robinson (ST)	Brooks Robinson (ST)
1955	1966	1974
Jim Wilson (DNP)	Steve Barber (DNP)	Mike Cuellar (DNP)
1956	1967	1975
George Kell (ST)	Andy Etchebarren (DNP)	Bobby Grich
	Brooks Robinson (ST)	Brooks Robinson (ST)
	Frank Robinson (ST)	
1957	1968	1976
George Kell (ST)	Andy Etchebarren (DNP)	Mark Belanger
Billy Loes	Brooks Robinson (ST)	Bobby Grich (ST)
Gus Triandos (DNP)	Frank Robinson (DNP)	
1958	1969	1977
Billy O'Dell	Dave Johnson	Jim Palmer (ST)†
Gus Triandos (ST)	Boog Powell	Ken Singleton
	Brooks Robinson (ST)	
1959	1970	1978
Billy O'Dell†	Mike Cuellar (DNP)	Jim Palmer (ST)†
Gus Triandos (ST)†	Dave Johnson (ST)†	Mike Flanagan (DNP)
Jerry Walker (ST)†	Dave McNally	Eddie Murray (DNP)
Hoyt Wilhelm (DNP 1st)	Boog Powell (ST)	
Gene Woodling†	Brooks Robinson	
	Frank Robinson (ST)	
1960	1971	1979
Chuck Estrada (DNP 2nd)	Mike Cuellar (DNP)	Ken Singleton
Jim Gentile (DNP 2nd)	Dave Johnson (ST)†	Don Stanhouse (DNP)
Ron Hansen (ST, both)	Dave McNally (DNP)	
Brooks Robinson	Jim Palmer (ST)†	
	Boog Powell (ST)	
	Brooks Robinson	
	Frank Robinson (ST)	
1961	1972	1980
Jack Brandt (DNP 2nd)	Pat Dobson (DNP)	Al Bumbry
Jim Gentile (DNP 2nd)	Bobby Grich (ST)†	Steve Stone (ST)†
Brooks Robinson (ST, both)	Dave McNally	
Hoyt Wilhelm (DNP, 2nd)	Jim Palmer (ST)†	
	Boog Powell (ST)	
	Brooks Robinson	
	Frank Robinson (ST)	
1962	1973	1981
Jim Gentile	Don Buford	Scott McGregor (DNP)
Milt Pappas	Mike Cuellar	Eddie Murray
Brooks Robinson	Jim Palmer	Cal Ripken
Hoyt Wilhelm*	Boog Powell*	
	Brooks Robinson (ST)	
	Frank Robinson (ST)	
1963	1974	1982
Luis Aparicio	Pat Dobson (DNP)	Eddie Murray
Brooks Robinson	Bobby Grich (ST)†	Cal Ripken (ST)
Steve Barber*	Dave McNally	Eddie Murray
	Jim Palmer (ST)†	Mike Boddicker (DNP)
	Brooks Robinson (ST)	
1964	1975	1983
Luis Aparicio*	Pat Dobson (DNP)	Tippy Martinez (DNP)
Brooks Robinson (ST)	Bobby Grich (ST)†	Cal Ripken
Norm Siebern	Dave McNally	
	Jim Palmer (ST)†	
	Brooks Robinson (ST)	

MANAGERS: Paul Richards, '61; Hank Bauer, '67; Earl Weaver, '70, '71, '72, '74†, '80; Joe Altobelli, '84.

* —Selected but did not attend due to injury 1—Selected for 1st game only
† —Started but not elected 2—Selected for 2nd game only
‡ Honorary Manager

ALL-STAR GAME NOTES

1985: For the first time since '72, the Orioles had two players in the A.L.'s starting lineup. **Eddie Murray**, playing in his 6th all-star game and 5th straight, was a starter for the first time. He was joined in the infield by **Cal Ripken, Jr.**, who was making his 3rd all-star game appearance, 2nd as starter. **Ripken**, the first Oriole elected to start in consecutive years since **Brooks Robinson** in '73 and '74, led A.L. players in votes (1,398,901) finishing just ahead of runner-up **George Brett** (1,394,334).

The presence of **Murray** in the starting lineup may have been something new, but the outcome of the game certainly wasn't as the N.L. won for the 13th time in the last 14 years, 6-1 at the Hubert Humphrey Metrodome in Minnesota on July 16, in the 56th All-Star Game.

Murray was 0-for-3 while **Ripken** had a single off **Nolan Ryan** in 3 trips to the plate, one of only 5 hits managed by the A.L.

Elected Starters: It was a late surge by his supporters that helped **Murray** to his first starting berth in an all-star game. He trailed **Rod Carew** by as many as 50,000 votes at one point and by 10,000 entering the final week. On the final count, however, **Murray** received 50,000 more votes than **Carew**.

The last time the Orioles had 2 elected starters was in '71 when **Frank Robinson** and **Brooks Robinson** were both in the lineup. Twelve O's have been elected to start in the 16 years of fan voting. In addition to **Murray** and **Ripken**, Orioles who have been elected

ALL-STAR GAME NOTES (Cont.)

to starting positions are **Boog Powell** ('70, '71), **Brooks Robinson** ('71, '72, '73, '74), **Frank Robinson** ('71), **Bobby Grich** ('76), **Ken Singleton** ('81).

Selection of the starting team was returned to the fans in 1970 under the sponsorship of the Gillette Company in cooperation with Major League Baseball. Following the ballot box "stuffing" incident in Cincinnati in '57, responsibility was entrusted to major league players for 12 years ('58 thru '69).

Orioles All-Star MVPs: Three Orioles have won "MVP" honors in all-star competition: **Billy O'Dell** ('58), **Brooks Robinson** ('66) and **Frank Robinson** ('71).

O'Dell, the former Orioles lefthander who also pitched for the Giants, Braves and Pirates, hurled the last three innings of the all-star game ever played in Baltimore and retired all nine batters he faced to protect a one run lead, thus giving the A.L. a 4-3 win.

Brooks won the '66 Arch Ward Memorial Trophy on the strength of a 3-for-4 effort at bat (including a triple) and an 8-for-8 performance afield. He was the first player from a losing team to be honored.

Frank's fourth inning home run at Detroit in '71 put the A.L. on top to stay and earned him "mvp" honors. It was the first all-star victory since '62 for the A.L. which did not win another all-star game until '83.

ORIOLES ALL-STAR HOME RUNS

PLAYER	DATE	SITE	PITCHER	INNING	REMARKS
Brooks Robinson	July 11, '67	Anaheim	Ferguson Jenkins	6th	None
Frank Robinson	July 13, '71	Detroit	Dock Ellis	3rd	One
Ken Singleton	August 9, '81	Cleveland	Tom Seaver	2nd	None

MEMORIAL STADIUM—A BRIEF HISTORY

Construction of Baltimore Memorial Stadium began on the site of old Municipal Stadium in 1949. However, when the original Baltimore NFL franchise left town after the '50 football season, work on the new facility was suspended until '52.

Despite the construction the International League Orioles continued to play their home games here on 33rd Street (thru '53) and did the Baltimore Colts franchise when it re-located from Dallas (Texans) prior to the '53 football season.

The new stadium was completed essentially in October, '53, but refinements continued on thru the spring of '54, the A.L. Orioles first in Baltimore.

The original Municipal Stadium was built for football and completed in 1924. However, when old Oriole Park (29th Street and Greenmount Avenue) burned down on the night and early morning of July 3-4, 1944, the Orioles moved into the big ballpark (in those days home plate was in what is now dead center field).

Baltimore Memorial Stadium was built for \$6 million on 28 1/2 acres of city owned property and financed by two city bond issues.

Over the years, there have been some changes made. In '54, the distance from home plate to the fence in dead center was 450'. This has been whittled down gradually to its present 405'.

The Orioles dugout was originally on the first base side, but when some 2,600 field boxes were installed in front of the original boxes in '61 (prior to that there was an 8' wall between the front row of boxes and the field, and Baltimore led the world in foul territory), new dugouts had to be constructed and the home team moved over to third base.

In 1964 additional upper deck sections were added, increasing the capacity by another 2,600 seats. In 1970 (mid-season) a new scoreboard was installed. In recent years the old splintery wooden benches (without backs) have been completely replaced by chair and nonwooden benches with back rests, and a 35th row has been added to the upper deck.

In 1980, six new towers, housing a new ticket window and additional ticket office space, storage areas and rest rooms, were completed.

During the past year, construction was completed on new administrative offices for the Orioles. The project also included a new Diamond Vision video board (by Mitsubishi) situated in right center field.

ORIOLES CHAMPIONSHIP SERIES SUMMARY

Game No.	Date	Site	Line Score	Attendance
1969				
1	10/4	BAL. Min. Bal.	3-4-2 (12) 4-10-1 J. Perry, Perranoski (9) (L) Cuellar, Richert (9), Watt (10), Lopez (12), D. Hall (12) (W) HR: F. Robinson, Belanger, Powell, Oliva GWRBI: Blair	39,324
2	10/5	BAL. Min. Bal.	0-3-1 1-8-0 (11) Boswell (L), Perranoski (11) McNally (W) HR: None GWRBI: Motton	41,704
3	10/6	MIN. Bal. Min.	11-18-0 2-10-2 Palmer (W) R. Miller (L), Woodson (2), T. Hall (4), Worthington (5), Grzenda (6), Chance (7), Perranoski (9) HR: Blair GWRBI: Hendricks	32,735 (113,763)
1970				
1	10/3	MIN. Bal. Min.	10-13-0 6-11-2 Cuellar, D. Hall (5) (W) J. Perry (L), Zepp (4), Woodson (5), Williams (6), Perranoski (9) HR: Cuellar (3 on J. Perry), Buford, Powell, Killebrew GWRBI: B. Robinson	26,847
2	10/4	MIN. Bal. Min.	11-13-0 3-6-2 McNally (W) T. Hall (L), Zepp (4), Williams (5), Perranoski (8), Tiant (9) HR: F. Robinson, Killebrew, Oliva, D. Johnson GWRBI: Powell	27,490
3	10/5	BAL. Min. Bal.	1-7-2 6-10-0 Kaat (L), Blyleven (3), T. Hall (5), J. Perry (7) Palmer (W) HR: D. Johnson GWRBI: Powell	27,608 (81,945)
1971				
1	10/3	BAL. Oak. Bal.	3-9-0 5-7-1 Blue (L), Fingers (8) McNally (W), Watt (8) (S) HR: None GWRBI: Blair	42,621
2	10/4	BAL. Oak. Bal.	1-6-0 5-7-0 Hunter (L) Cuellar (W) HR: B. Robinson, Powell-2, Hendricks GWRBI: B. Robinson	35,003
3	10/5	OAK. Bal. Oak.	5-12-0 3-7-0 Palmer (W) Segui (L), Fingers (5), Knowles (7), Locker (7), Grant (8) HR: Jackson-2, Bando GWRBI: B. Robinson	33,176 (110,800)
1973				
1	10/6	BAL. Oak. Bal.	0-5-1 6-12-0 Blue, (L), Pina (1), Odom (3) Fingers (8) Palmer (W) HR: None GWRBI: T. Davis	41,279
2	10/7	BAL. Oak. Bal.	6-9-0 3-8-0 Hunter (W), Fingers (8) (S) McNally (L), Reynolds (8), G. Jackson (9) HR: Campaneris, Rudi, Bando-2 GWRBI: Rudi	48,425
3	10/9	OAK. Bal. Oak.	1-3-0 2-4-3 (11) Cuellar (L) Holtzman (W) HR: Williams, Campaneris GWRBI: Campaneris	34,367
4	10/10	OAK. Bal. Oak.	5-8-0 4-7-0 Palmer, Reynolds (2), Watt (7) G. Jackson (7) (W) Blue, Fingers (7) (L) HR: Etchebarren, Grich GWRBI: Grich	27,497
5	10/11	OAK. Bal. Oak.	0-5-2 3-7-0 Alexander (L), Palmer (4) Hunter (W) HR: None GWRBI: Rudi	24,265 (175,833)
1974				
1	10/5	OAK. Bal. Oak.	6-10-0 3-9-0 Cuellar (W), Grimsley (9) Hunter (L), Odom (5), Fingers (9) HR: Blair, B. Robinson, Grich GWRBI: T. Davis	41,609
2	10/6	OAK. Bal. Oak.	0-5-2 5-8-0 McNally (L), Garland (6) Reynolds (7), G. Jackson (8) Holtzman (W) HR: Bando, Fosse GWRBI: Bando	42,810
3	10/8	BAL. Oak. Bal.	1-4-2 0-2-1 Blue (W) Palmer (L) HR: Bando GWRBI: Bando	32,060
4	10/9	BAL. Oak. Bal.	2-1-0 1-5-1 Hunter (W), Fingers (8) (S) Cuellar (L), Grimsley (5) HR: None GWRBI: Tenace	28,136 (144,615)
1979				
1	10/3	BAL. Cal. Bal.	3-7-1 (10) 6-6-0 Ryan, Montague (8) (L) Palmer, Stanhouse (10) (W) HR: Ford, Lowenstein GWRBI: Lowenstein	52,787
2	10/4	BAL. Cal. Bal.	8-10-1 9-11-1 Frost (L), Clear (2), Aase (8) Flanagan (W), Stanhouse (8) HR: Ford, Murray GWRBI: Kelly	52,108

ORIOLES CHAMPSHIP SERIES (Cont.)					
Game No.	Date	Site	Line Score		Attendance
3	10/5	CAL.	Bal. 3- 8-3 Cal. 4- 9-0 HR: Baylor	D. Martinez, Stanhouse (9) (L) Tanana, Aase (6) (W) GWRBI: Harlow	43,186
4	10/6	CAL.	Bal. 8-12-1 Cal. 0- 6-0 HR: Kelly	McGregor (W) Kriapp (L), Laroche (3), Frost (4), Montague (7), Barlow (9) GWRBI: Singleton	43,186 (191,200)

1983				
1	10/5	BAL.	Chi. 2- 7-0 Bal. 1- 5-1 HR: None Hoyt (W) McGregor (L), Stewart (7), T. Martinez (7) GWRBI: Paciorek	51,289
2	10/6	BAL.	Chi. 0- 5-2 Bal. 4- 6-0 HR: Roenicke F. Bannister (L), Barojas (7) Lamp (8) Boddicker (W) GWRBI: None	52,340
3	10/7	CHI.	Bal. 11- 8-1 Chi. 1- 6-1 HR: Murray Flanagan (W), Stewart (6) (Sv) Dotson (L), Tidrow (6), Koosman (9), Lamp (9) GWRBI: Murray	46,628
4	10/8	CHI.	Bal. 3- 9-0 Chi. 0-10-0 ⁽¹⁰⁾ HR: Landrum Davis, T. Martinez (7) (W) Burns (L), Barojas (10), Agosto (10), Lamp (10) GWRBI: Landrum	45,477 (195,746) (1,013,597)

ORIOLES WORLD SERIES SUMMARY

1966				
1	10/5	L.A.	Bal. 5- 9-0 L.A. 2- 3-0 HR: F. Robinson, B. Robinson, LeFebvre McNally, Drabowsky 3) (W) Drysdale (L), Moeller (3), R. Miller (5), Perranoski (8) GWRBI: F. Robinson	55,840
2	10/6	L.A.	Bal. 6- 8-0 L.A. 0- 4-6 HR: None Palmer (W) Koufax (L), Perranoski (7), Regan (8), Brewer (9) GWRBI: None	55,949
3	10/8	BAL.	L.A. 0- 6-0 Bal. 1- 3-0 HR: Blair Osteen (L), Regan (8) Bunker (W) GWRBI: Blair	54,443
4	10/9	BAL.	L.A. 0- 4-1 Bal. 1- 4-0 HR: F. Robinson Drysdale (L) McNally (W) GWRBI: F. Robinson	54,458 (220,739)

1969				
1	10/11	BAL.	N.Y. 1- 6-1 Bal. 4- 6-0 HR: Buford Seaver (L), Caldwell (6), Taylor (7) Cuellar (W) GWRBI: Buford	50,423
2	10/12	BAL.	N.Y. 2- 6-0 Bal. 1- 2-0 HR: Clendenon Koosman (W), Taylor (9) (S) McNally (L) GWRBI: Weis	50,450
3	10/14	N.Y.	BAL. 0- 4-1 N.Y. 5- 6-0 HR: Agee, Kranepool Palmer (L), Leonhard (7) Gentry (W), Ryan (7) (S) GWRBI: Agee	56,338
4	10/15	N.Y.	BAL. 1- 6-1 ⁽¹⁰⁾ N.Y. 2-10-1 HR: Clendenon Cuellar, Watt (8), Hall (10) (L) Richert (10) Seaver (W) GWRBI: None	57,367
5	10/16	N.Y.	BAL. 3- 5-2 N.Y. 5- 7-0 HR: McNally, F. Robinson, Clendenon, Weis GWRBI: Swoboda	57,397 (272,378)

1970				
1	10/10	CIN.	Bal. 4- 7-2 Cin. 3- 5-0 HR: L. May, Powell, Hendricks, B. Robinson Palmer (W), Richert (9) (S) Nolan (L), Carroll (7) GWRBI: B. Robinson	51,531
2	10/11	CIN.	Bal. 6-10-2 Cin. 5- 7-0 HR: Tolman, Powell, Bench Cuellar, Phoebus (3) (W), Drabowsky (5), Lopez (7), D. Hall (7) (S) McGlothlin, Wilcox (5) (L), Carroll (5), Gullett (8) GWRBI: Hendricks	51,531
3	10/13	BAL.	Cin. 3- 9-0 Bal. 9-10-1 HR: F. Robinson, Buford, McNally (3 on, Granger) Cloninger (L), Granger (6), Gullett (7) McNally (W) GWRBI: B. Robinson	51,773
4	10/14	BAL.	Cin. 6- 8-3 Bal. 5- 8-0 HR: B. Robinson, Rose, L. May Nolan, Gullett (3), Carroll (6) (W) Palmer, Watt (8) (L), Drabowsky (9) GWRBI: L. May	53,007
5	10/15	BAL.	Cin. 3- 6-0 Bal. 9-15-0 HR: F. Robinson, Rettenmund Merritt (L), Granger (2), Wilcox (3), Cloninger (5), Washburn (7), Carroll (8) Cuellar (W) GWRBI: Blair	45,341 (253,183)

Game No.	Date	Site	Line Score	Attendance
1	10/9	BAL.	Pit. 3- 3-0 Bal. 5-10-3 HR: F. Robinson, Rettenmund, Buford GWRBI: Rettenmund	53,229
2	10/11	BAL.	Pit. 3- 8-1 Bal. 11-14-1 HR: Hebner B. Johnson (L), Kison (4), Moose (4), Veale (5), R. Miller (6), Giusti (8) Palmer (W), R. Hall (9) (S) GWRBI: B. Robinson	53,239
3	10/12	PIT.	Bal. 1- 3-3 Pit. 5- 7-0 HR: Robertson, F. Robinson Cuellar (L), Dukes (7), Watt (8) Blass (W) GWRBI: Clemente	50,403
4	10/13	PIT.	Bal. 3- 4-1 Pit. 4-14-0 HR: None Dobson, G. Jackson (6), Watt (7) (L), Richert (8) Walker, Kison (1) (W), Giusti (8) (S) GWRBI: M. May	51,378
5	10/14	PIT.	Bal. 0- 2-1 Pit. 4- 9-0 HR: Robertson McNally (L), Leonhard (5), Dukes (6) Briles (W) GWRBI: Robertson	51,377
6	10/16	BAL.	Pit. 2- 9-1 Bal. 3- 8-0 HR: Clemente, Buford Moose, B. Johnson (6), Giusti (7), R. Miller (9) (L) Palmer, Dobson (10), McNally (10)(W) GWRBI: B. Robinson	44,174 (351,091)
7	10/17	BAL.	Pit. 2- 6-1 Bal. 1- 4-0 HR: Clemente Blass (W) Cuellar (L), Dobson (9), McNally (9) GWRBI: Clemente	47,291

1979				
1	10/10	BAL.	Pit. 4-11-3 Bal. 5- 6-3 HR: DeCinces, Stargell Kison (L), Rooker (1), Romo (5), D. Robinson (6), G. Jackson (8) Flanagan (W) GWRBI: Lowenstein	53,735
2	10/11	BAL.	Pit. 3-11-2 Bal. 2- 6-1 HR: Murray Blyleven, D. Robinson (7) (W), Tekulve (9) (S) Palmer, T. Martinez (8), Stanhouse (9) (L) GWRBI: Sanguillen	53,739
3	10/12	PIT.	Bal. 8-13-0 Pit. 4- 9-2 HR: Ayala McGregor (W) Candelaria (L), Romo (4), G. Jackson (7), Tekulve (8) GWRBI: Garcia	50,848
4	10/13	PIT.	Bal. 9-12-0 Pit. 6-17-1 HR: Stargell D. Martinez, Stewart (2), Stone (5), Stoddard (7) (W) Bibby, G. Jackson (7), D. Robinson (8), Tekulve (8) (L) GWRBI: Crowley	50,883
5	10/14	PIT.	Bal. 1- 6-2 Pit. 7-13-1 HR: None Flanagan (L), Stoddard (7), D. Martinez (7), Stanhouse (8) Rooker, Blyleven (6) (W) GWRBI: Madlock	50,920
6	10/16	BAL.	Pit. 4-10-0 Bal. 0- 7-1 HR: None Candelaria (W), Tekulve (7) (S) Palmer (L), Stoddard (9) GWRBI: Parker	53,739
7	10/17	BAL.	Pit. 4-10-0 Bal. 1- 4-2 HR: Dauer, Stargell Bibby, D. Robinson (5), G. Jackson (5) (W), Tekulve (8) (S) McGregor (L), Stoddard (9), Flanagan (9), Stanhouse (9), T. Martinez (9), D. Martinez (9) GWRBI: Stargell	53,733 (367,597)

1983				
1	10/11	BAL.	Pha. 2- 5-0 Bal. 1- 5-1 HR: Dwyer, Morgan, Maddox Denny (W), Holland (8) (S) McGregor (L), Stewart (9), T. Martinez (9) GWRBI: Maddox	52,204
2	10/12	BAL.	Pha. 1- 3-0 Bal. 4- 9-1 HR: Lowenstein Hudson (L), Hernandez (5), Andersen (6), Reed (8) Boddicker (W) GWRBI: Dempsey	52,132
3	10/14	PHA.	Bal. 3- 6-1 Pha. 2- 8-2 HR: Matthews, Morgan, Ford Flanagan, Palmer (5) (W), Stewart (7), T. Martinez (9) (S) Carlton (L), Holland (7) GWRBI: None	65,792
4	10/15	PHA.	Bal. 5-10-1 Pha. 4-10-0 HR: None Davis (W), Stewart (6), T. Martinez (8) (S) Denny (L), Hernandez (6), Reed (6), L. Andersen (8) GWRBI: Shelby	66,947
5	10/16	PHA.	Bal. 5- 5-0 Pha. 0- 5-1 HR: Murray-2, Dempsey McGregor (W) Hudson (L), Bystrom (5), Hernandez (6), Reed (9) GWRBI: Murray	67,064 (304,139) (1,769,179)

ORIOLES POST-SEASON NOTES

ALCS: The O's hold many ALCS/LCS records including: Most LCS games won (16), Most LCS games won (18), and Most LCS games hosted (13) ... Their w-l percentage (.692, 18-8), is surpassed only by the Red Sox (.1000 3-0), Mets and Tigers (.750, 6-2) and Dodgers (.706).

The O's won the first 10 ALCS games they played (including first 9 ever played) ... They swept the Twins twice ('69-'70) and ('71) in the first 3 ALCS, then won game #1 in '73 against California in '73 before losing the 2nd game that year ... The Orioles are 1-0 at home and on the road.

WORLD SERIES: Baltimore has gone 3-3 in 6 WS, but has a 1-2 pct. in games (19-14) ... The Birds are 10-7 at home and 9-7 on the road.

POST-SEASON TOTAL: In 59 post-season games, the O's are 37-22 (.627). They are 19-11 at home and 18-11 away.

ATTENDANCE: In 26 ALCS games, the O's have played 1,020,384, an average of 39,246. They've played 13 of those at home and have drawn 548,443 (average 42,188).

In 33 WS games attendance has totaled 1,769,179 (average 53,611). At home for 17 WS dates the Birds have pulled 877,514 (average 51,619).

The Orioles 59 total post-season games have attracted 2,789,503 (average 47,281). At Memorial Stadium there have been 30 post-season events which have drawn a total of 1,425,961 (average 47,514).

The 3 biggest crowds to watch the O's in a WS were games 1 & 3 (67,064; 66,947 and 65,792) of '83, all at Philadelphia. The largest attendance for a WS game in Baltimore was 54,458 for game #4 (final game) vs. Dodgers in '66.

The biggest house for an Orioles LCS game was 52,787 for game #1 at Baltimore vs. the Angels in '79 (the "Tonight, Let it be Loretta" game).

ORIOLES WORLD SERIES SHARES BY YEAR

Since 1960 (the first year they qualified for a share), the O's have finished in the first division 21 times in 26 seasons, thereby qualifying in all but 4 years ('62, '67, '78, '84) for a share of the WS (combined since '69 with the LCS).

Here are the individual share that Baltimore players have received over the years:

YEAR	SHARE	YEAR	SHARE	YEAR	SHARE
1960	\$ 1,154.68 (2nd place)	1972	\$ 330.88 (3rd place)	1984	\$ 51,381.34 (World Champs)
1961	946.17 (3rd place)	1973	7,469.77 (1st place)	1985	\$ 76,341.71 (World Champs)
1963	740.85 (4th place)	1974	7,394.76 (1st place)	1986	\$ 54,921.76 (World Champs)
1964	971.85 (3rd place)	1975	1,245.15 (2nd place)	1987	\$ 42,425.00 (World Champs)
1965	1,187.07 (3rd place)	1976	1,652.12 (2nd place)		
1966	11,683.04 (World Champions)	1977	1,173.30 (2nd place)		
1968	1,904.04 (2nd place)	1979	22,113.94 (A.L. Champs)		
1969	14,904.21 (A.L. Champions)	1980	2,668.71 (2nd place)		
1970	18,215.78 (World Champions)	1981	757.87 (3rd place)		
1971	13,906.46 (A.L. Champions)	1982	2,926.54 (2nd place)		
		1983	65,487.50 (World Champs)		

\$179,241.29—Total

* Though the O's had 2nd best full season record in A.L. East, they received only 1 place money because New York and Milwaukee each won half-season championships.

** The O's voted 29 full shares in '83 ... The Phillies' (losers) share in '83 was \$44,471. They, too, voted 29 full shares.

NOTE: In '85 the World Champion Royals each earned \$76,341.71, world series money ... The losing Cardinals' share was \$54,921.76. In '84 the Tigers made \$51,381.34, the Padres \$42,425.00.

BEST & WORST MONTHS IN ORIOLES HISTORY

MONTH	MOST WINS	MOST LOSSES	HIGHEST PCT.	LOWEST PCT.
April	16-7 ('69)	10-13 ('66)	.917, 11-1 ('66)	.250, 4-12 ('55)
May	21-8 ('81)	10-19 ('55)	.724, 21-8 ('81)	.333, 9-18 ('54)
June	25-8 ('66)	11-20 ('63)	.788, 25-8 ('66)	.240, 6-19 ('55)
July	20-8 ('77)	9-21 ('54)	.714, 20-8 ('77)	.300, 9-12 ('54)
August	22-8 ('60)	10-21 ('55)	.733, 22-8 ('60, '68)	.219, 7-25 ('54)
Sep.-Oct.	22-8 ('70)	7-25 ('54)		
	25-6 ('74)	16-19 ('85)	.806, 25-6 ('74)	.370, 10-17 ('62)

ORIOLES FARM SYSTEM MINOR LEAGUE AFFILIATES, 1986

CLUB	NICKNAME	LEAGUE	CLASS	MANAGER
Rochester, NY	"Red Wings"	International	AAA	John Hart
Charlotte, NC	"Orioles"	Southern	AA	Greg Biagini
Hagerstown, MD	"Suns"	Carolina	A	Bob Molinaro
Newark, NY	"Orioles"	New York-Penn.	A	Art Mazmanian
Bluefield, WVA	"Orioles"	Appalachian	Rookie	Glenn Gulliver

Director of Field Operations: **Lance Nichols**

Farm System Pitching Instructor: **Mark Wiley**

Farm System Pitching Coaches: **Dominic Chiti** (Rochester), **John Flinn** (Charlotte); **Earl Stephenson** (Hagerstown); **Will George** (Newark); **Pete Wyso** (Bluefield).

Farm System Coaches: **Curt Motton** (Rochester); **Minnie Mendoza** (Charlotte); **Paul McNeal** (Hagerstown); **Bill Lawlor** (Newark); **Joe Robinson** (Bluefield)

Farm System Officials: Rochester—**Fred Strauss** (Pres.); **Bob Goughan** (G.M.); **Jamie Reed** (trainer) ... Charlotte—**Frances Crockett** (Pres./G.M.); **Jeff Wood** (trainer) ... Hagerstown—**Terry Randall** (Pres.); **Bob Miller** (G.M.); **Craig Strobel** (trainer) ... Newark—G.M. (TBA); **Brian Robinson** (trainer) ... Bluefield—**Allen Coppinger** (Pres.); **George Fanning** (G.M.); **Brian Ebel** (trainer) ... **Jamie Rodriguez** is Orioles' groundskeeper at St. Thomas University.

Training Base: The Orioles minor league training complex is located at St. Thomas University in North Miami (16400 N.W. 32nd Avenue, Miami FL 33054) ... Telephones: (305) 625-7433 and 625-7434 ... Mailing Address: Baltimore Orioles, P.O. Box 1868, Opa Locka, FL 33055.

Reporting Date: Early workouts for selected players begin on Tuesday, March 4 ... All other pitchers and catchers start on Wednesday, March 12; infielders and outfielders beginning workouts on Friday, March 14.

* Franchise owned by Baltimore Orioles

SCOUTING STAFF

Special Assignments

JIM RUSSO 502 Lering Drive Ballwin, MO 63011	BILL WERLE 833 W. 28th Ave. San Mateo, CA 94403
---	--

Regional Supervisors

LEN JOHNSTON (Mid-America) 8900 Keystone Crossing Indianapolis, IN 46240	GEORGE LAUZERIQUE (Western and Latin America) 3471 Cumberland Gap Ct. Pleasanton, CA 94566	JOHN STOKOE (Eastern) 12 Bradford Place Slingerlands, NY 12159
LEFTY BAGG 94 Hanna Road Toronto, Ontario M4G3N3	JIM GILBERT (D.C., MD, W VA, VA, NC) 1197 Wayne Avenue Hagerstown, MD 21740	LAMAR NORTH (AL, GA, MS, SC, TN) 1307 South Crest Rd. Rossville, GA 30741
JACK BAKER 2215 Willowgrove Ave. Kettering, OH 45409	JESUS HALABI P.O. Box 724 Aruba, Neth. Antilles	JIM PAMLANYE (FL) P.O. Box 110 Orlando, FL 32802
JOE BOWMAN (AR, CO, KS, MO, NE, OK) 2001 W. 83rd Street Leawood, KS 33540	BILL LAWLOR (IN, KY, OH) 332 Knots Circle Woodstock, GA 30188	JOE ROBINSON 1016 Cameron Burlington, IA 52601
ART BROPHY 2043 Madison St. Hollywood, FL 33020	MIKE LEDNA (IA, IL, MN, ND, SD, MI, WI) 11 Oak Drive Buffalo Grove, IL 60090	JACK SANFORD 1441 Penman Road Neptune Beach, FL 32233
DAN CRESSMAN 10389 104th Ave., N. Seminole, FL 33540	MINNIE MENDOZA 4110 Broadview Dr. Charlotte, NC 28210	ED SPRAGUE 9292 Alhambra Stockton, CA 95212
RAY CRONE (LA, TX, NM) 916 N.W. Panorama Waxahachie, TN 75165	CARL MOESCHE (DE, NJ, PA) 1257 Klockner Rd. Mercerville, NJ 08619	JERRY ZIMMERMAN (Pacific NW/West. Can.) 13650 Fernridge Avenue Milwaukie, OR 97222
ED CROSBY (East. Can., HI) 11463 Anticost Way Cypress, CA 90630	JOE De LUCCA (East. Can., New Eng., NY) 11 Kingsland Place Babylon, NY 11702	FRED VELAZQUEZ Urb. Fernandez Santo Domingo Dominican Republic

NO-HITTERS BY OPPONENTS

Two no-hitters have been pitched against the Orioles in the 32 years they have been back in the American League, both by the Angels. **Bo Belinsky** was the first, on May 5, '62 at Dodger Stadium, winning 2-0 over **Steve Barber** ... In 1975 **Nolan Ryan** no-hit the Orioles on June 1 at Anaheim Stadium, defeating **Ross Grimsley**, 1-0.

FARM SYSTEM-1985

Baltimore's 5 farm teams finished with a cumulative record of 278-288 (.491), but over the past 23 seasons the O's minor league organization record is 7783-7139 (.522). During that time, the Birds have been selected as the Topps "Baseball Organization of the Year" three times ('66, '71, '72).

Only 5 minor league teams in baseball have been affiliated with the same big league club continually for the past 25 years and 2 of those teams are Orioles affiliates.

Bluefield has been a member of the Orioles' farm system for the past 28 years equalling baseball's longest running affiliation (tied with San Francisco—Fresno). Rochester has been an O's affiliate for 25 years.

In the footsteps of the big league club, Rochester, the O's International League (AAA) affiliate, and Charlotte, of the Southern League (AA), both led their respective circuits in home runs. On the pitching side, three Oriole farmhands led their respective leagues in strikeouts—Rochester's **Brad Havens** topped the International League with 130; Charlotte's **John Hoover** tied for the Southern League lead with 128; Hagerstown's **Eric Bell** fanned 162 to lead the Carolina League (A).

Rochester finished 7th in the International League with a 58-81 record. The Red Wings posted a 41-40 mark after **Mark Wiley** replaced **Frank Verdi** as manager on June 17. Shortstop **Kelly Paris** was named to the IL all-star team. **Bill Swaggerty** led the league in complete games (10) and innings pitched (19).

Charlotte duplicated its '84 feat by winning the Southern League's Eastern Division Championship. Unlike '84, however, the Orioles lost out to Western Division champ Huntsville, 3 games to 2, in the SL championship series. After a 4th place finish in the first half, the O's rebounded to win the division's 2nd half season and down first-half winner, Columbus, 3 games to 1 in the playoffs. Charlotte right-hander **John Habyan** was named to the league's all-star team. **Michael Skinner** set a league record for best winning pct. with an 11-1 record (.917).

Hagerstown owned a 41-28 record in the first half, placing them 2nd in the Carolina League's Northern Division. In the 2nd half, however, the Suns went 24-44, the worst mark in the league. Shortstop **D.L. Smith** and first baseman **Chris Padgett** were named to the league's all-star team. League strikeout leader Bell also tied for the league lead in games started with 26.

Newark (class A) failed to reach the N.Y.-Penn. League championship playoffs for the first time in 3 years as they finished third in the McNamara Division with a 41-36 record. **Jeff Ballard** tied for the league lead in shutouts (3) and complete games (6) and was named to that circuit's all-star team.

Bluefield (rookie league) was 36-34 in the Appalachian League. Third baseman **Craig Worthington** was named to the all-star team. Righthander **Chester Stanhope** led all Appy. League pitchers in appearances with 26.

1985 MINOR LEAGUE REPORT

CLASS AAA ROCHESTER RED WINGS (INTERNATIONAL)

Manager: Frank Verdi and Mark Wiley: 58-81 — 7th — 20½ GB

PLAYER	AVG	G	AB	R	H	HR	RBI	SB	PITCHER	W-L	ERA	G	SV	IP	H	ER	BB	SO	
Allen, Rod	.234	102	333	36	78	7	32	6	Augustine, Jerry	6-3	3.96	43	6	61.1	61	27	24	38	
Bjorkman, George	.242	58	153	19	37	5	14	1	Bierewicz, Greg	0-3	3.72	27	3	67.2	68	26	28	3	
Brown, Darrell	.180	17	61	4	11	0	0	3	Brito, Jose	0-1	7.30	8	0	12.1	15	10	11	3	
Connolly, Fritz	.214	52	168	17	36	6	22	0	Couchee, Mike	1-4	6.49	20	0	52.2	59	38	20	3	
Corbett, Ray	.222	5	9	1	2	0	1	0	Havens, Brad	8-10	4.85	34	5	133.2	135	72	52	12	
Cruz, Todd	.091	5	11	0	1	0	1	0	Huffman, Phil	10-10	3.49	23	0	152.0	140	59	43	38	
Falzone, Dave	.237	19	139	16	33	7	17	0	Jackson, Roy Lee	1-1	3.00	15	2	27.0	26	9	8	35	
Granger, Lee	.245	77	277	32	68	5	18	19	Johnson, Jerry	4-11	5.14	26	0	96.0	119	56	43	4	
Hernandez, Leo	.269	124	475	59	128	17	69	1	Jones, Odell	4-6	4.20	41	3	105.0	97	49	45	36	
Jones, Ricky	.173	14	52	3	9	0	4	0	Kucharski, Joe	6-13	4.36	26	0	144.1	159	70	45	4	
Miller, Lemmie	.250	39	140	22	35	1	10	1	Molinaro, Bobby	0-0	0.00	1	0	1.0	1	0	1	0	
Molinaro, Bobby	.250	111	328	41	82	12	35	14	Rajsich, Dave	0-2	5.40	12	1	13.1	19	8	7	6	
Norman, Nelson	.186	84	204	19	38	2	11	3	Snell, Nate	0-0	0.00	2	0	4.2	4	0	0	3	
O'Malley, Tom	.302	102	358	62	108	10	44	1	Swaggerty, Bill	11-13	3.24	30	0	169.0	167	68	52	9	
Pardo, Al	.253	60	194	23	19	8	35	2	Weichel, Don	7-4	3.75	26	0	117.2	123	49	49	31	
Paris, Kelly	.275	126	440	69	121	18	67	11											
Reddish, Mike	.271	74	229	39	62	13	37	0											
Roads, Luis	.200	20	55	2	11	0	4	0											
Sakata, Lenn	.214	16	56	7	12	0	2	0											
Schaefer, Jeff	.198	68	187	17	37	2	12	1											
Shelby, John	.286	52	206	31	59	8	21	14											
Stefano, John	.188	49	128	16	24	10	23	0											
Traber, Jim	.265	80	279	32	74	7	37	3											
Wiggins, Alan	.182	6	22	1	4	0	1	1											
Totals		248	139	4504	568	1119	138	517	81	Totals		58-81	4.14	139	20	1179.2	1213	542	436

CLASS AA CHARLOTTE ORIOLES (SOUTHERN, Eastern Division)

Manager: John Hart: 1st half: 35-34 — 4th — 6 GB

2nd half: 43-31 — 1st — 2½ GB

Castro, Terry	100	6	10	0	1	0	0	0	Bernard, Dwight	2-3	2.79	22	4	29.0	26	9	8	12
Dehart, Ken	308	85	286	51	68	17	51	1	Biercevicz, Greg	2-1	3.38	4	0	24.0	26	9	8	12
Granger, Lee	279	68	222	55	62	17	50	20	Boudreau, Jim	3-2	2.10	28	4	68.2	47	16	20	58
Jacobson, Jeff	265	44	166	31	44	2	21	17	Brito, Jose	1-1	9.00	9	1	18.0	20	18	11	6
Jones, Ricky	236	131	411	60	97	34	45	0	Caldwell, Rich	7-5	2.98	15	6	105.2	100	35	27	56
Luckwood, Rick	290	108	386	64	108	22	64	3	Couchee, Mike	4-4	3.99	28	6	105.2	100	35	27	56
Norman, Dan	264	73	261	24	69	6	40	1	Dooner, Glenn	2-3	3.77	27	6	43.0	47	18	9	19
Padia, Steve	220	129	404	55	89	15	66	7	Flinn, John	1-4	4.45	13	0	12.1	39	16	7	26
Ramsey, Mike	236	115	331	45	78	2	37	7	Gilbert, Jeff	5-2	4.65	23	0	183.0	186	96	81	123
Reddish, Mike	143	6	14	2	2	0	1	2	Habyan, John	13-5	3.27	28	0	91.0	101	47	38	52
Ripken, Bill	307	51	166	34	51	12	38	4	Hoover, John	8-16	4.72	29	0	183.0	186	96	81	123
Schaefer, Jeff	137	18	51	2	7	0	3	0	Johnson, Jerry	2-1	1.54	3	0	23.1	18	4	10	20
Shelby, John	265	92	321	54	85	9	51	4	Konopa, Bob	0-2	6.00	3	1	6.0	8	4	7	3
Stefano, John	200	49	181	19	47	2	19	6	Layelle, Bill	0-1	1.42	5	1	6.1	3	1	2	8
Traber, Jim	219	57	169	31	37	7	19	0	Leiter, Mark	0-1	1.42	5	1	6.1	3	1	2	8
Tuf, Johnny	303	27	89	16	27	2	14	0	Oliveras, Francisco	2-1	6.64	12	0	40.2	57	30	25	20
Wiborn, Ted	288	69	267	44	77	4	29	7	Ramirez, Al	0-1	7.94	2	0	4.0	11	13	10	6
Totals	266	143	4735	761	1260	149	694	871	Skinner, Mike	11-1	2.51	16	0	111.1	97	31	43	70
									Steiner, Ricky	3-1	4.50	5	0	22.0	30	11	9	5
									Summers, Jeff	0-4	6.69	8	0	35.0	40	26	32	21
									Todd, Jackson	0-1	15.50	3	0	4.0	9	6	2	2
														</				

CLASS A HAGERSTOWN SUNS (CAROLINA, Northern Division)

Manager: Greg Iaglini: 1st half: 41-28 — 2nd — 6½ GB

2nd half: 24-44 — 4th — 22 GB

PLAYER	AVG	G	AB	R	H	HR	RBI	SB	PITCHER	W-L	ERA	G	SV	IP	H	ER	BB	SO
Beardshear, Kurt	.205	29	88	7	18	0	5	1	Bell, Eric	11-6	3.13	26	0	156.1	141	55	63	162
Bellini, Bob	.234	15	47	6	11	0	1	2	Blanchi, Ben	2-7	2.70	17	0	63.1	56	19	35	53
Castro, Edgar	.292	38	89	16	26	3	11	1	Dooner, Glenn	1-1	3.09	19	2	43.2	53	15	3	25
Cino, Matt	.263	83	314	50	69	6	29	18	Eggleston, Chris	4-3	5.69	24	1	74.1	96	47	40	69
Dahne, Dave	.158	14	38	7	6	0	3	1	Flanagan, Mike	0-0	0.00	1	0	6.0	1	0	4	3
Dodd, Tom	.267	10	30	3	8	1	3	0	Finn, John	2-1	2.04	11	2	17.2	16	4	4	3
Dyer, Jeff	.218	101	339	46	74	6	43	5	Gannon, Justin	0-1	8.00	3	0	5.0	5	2	2	6
Holtz, Jerry	.223	108	391	56	87	5	48	17	Gilbert, Jeff	1-0	3.18	12	2	22.2	17	8	11	10
Kenaga, Jeff	.313	20	80	10	25	2	10	0	Heise, Larry	6-10	3.47	21	0	122.0	118	47	42	67
Klopp, Frank	.221	104	340	30	75	4	32	4	Hixon, Alan	9-7	3.33	38	7	73.0	68	27	22	44
Lamore, Bob	.167	6	16	0	3	0	0	0	Laville, Bill	2-3	3.46	34	6	83.1	77	32	29	82
Lopez, Mike	.212	92	293	12	62	4	38	2	Leiter, Mark	0-0	0.00	1	0	1.0	2	0	0	1
Manconi, Pete	.177	22	62	2	11	0	4	0	Mello, Gerry	3-2	2.66	7	0	40.2	32	12	22	37
Mello, Gerry	.211	89	299	28	63	2	29	6	Mitack, Bob	3-2	2.66	7	0	40.2	32	12	22	37
Mucha, Keith	.277	138	483	56	134	7	70	11	Racchia, Mike	3-4	3.18	11	1	32.1	32	15	11	21
Padgett, Chris	.208	44	120	15	25	3	17	1	Reiter, Gary	0-0	0.00	1	0	74.0	69	37	16	70
Riley, Randy	.206	10	24	2	5	1	4	0	Skinner, Mike	8-3	2.23	13	0	88.2	84	22	20	69
Ripken, Billy	.255	14	47	9	12	0	1	0	Stanhope, Chuck	0-0	3.86	2	0	4.2	5	2	0	4
Smith, Dana	.216	86	245	24	53	1	16	2	Steiner, Ricky	6-3	2.73	8	0	29.1	35	25	19	9
Smith, David	.234	122	393	48	92	0	29	1	Summers, Jeff	3-3	4.75	10	0	47.1	46	25	48	38
Smith, Tim	.150	16	40	3	6	0	7	0	Talamantez, Greg	5-4	4.96	21	1	64.1	78	29	35	44
Sullivan, Jim	.217	6	23	0	5	0	1	0	Wilson, Roger	1-1	4.06	21	1	64.1	78	29	35	44
Thacker, David	.179	28	84	5	15	1	6	0										
Vallaggio, Frank	.178	28	84	5	15	1	6	0										
Williams, Jeff	.268	95	339	57	91	3	41	35										
Totals	.240	266	1437	261	1260	149	694	871	Totals	65-72	3.63	137	27	1156.1	1143	466	479	941

CLASS A NEWARK ORIOLES (NEW YORK PENN, McNamara Division)

Manager: Art Mazmanian: 41-36 — 3rd — 5½ GB

Manager: Art Weinstein																		
PLAYER	AVG	G	AB	R	H	HR	RBI	SB	PITCHER	W-L	ERA	G	SV	IP	H	ER	BB	SO
Baustista, Benny	.133	20	30	3	7	4	0	0	Adams, Gerald	4-2	2.14	11	2	51.2	40	13	21	33
Belford, Frank	.236	72	246	24	58	4	32	6	Balfanz, Jack	10-2	1.41	13	0	96.0	78	15	20	91
Burke, Kevin	.302	18	53	8	16	0	0	0	Epstein, Carlos	0-0	0.45	20	0	10	1	5	7	0
Carpenter, Sherrin	.248	27	45	4	11	0	8	1	Epelstein, Chris	0-0	1.50	5	0	18.0	8	3	2	14
Cowan, John	.244	27	45	4	11	0	8	1	Gonzales, Henry	2-3	3.56	15	3	60.2	55	24	29	40
Crane, David	.286	8	14	2	4	0	1	0	Holm, Mike	0-0	0.00	3	0	2.2	0	0	1	3
Downs, Bruce	.194	20	26	3	4	0	3	0	King, Randy	2-2	2.72	15	0	36.1	35	11	21	35
Drommshauser, Rob	.150	20	26	3	4	0	3	0	Koonce, Allen	0-2	5.89	16	2	38.2	24	14	16	36
Forbes, Jack	.000	44	65	6	13	0	0	0	Lackie, Jeff	0-2	21.50	20	0	6.0	7	7	7	3
Garcia, Chris	.000	5	8	0	1	0	0	0	Koonce, Allen	0-0	0.80	20	0	2.0	4	3	3	3
Gutierrez, Bob	.111	9	9	1	1	0	0	0	McFarlane, Henry	0-0	16.00	20	0	27.0	20	2	13	16
Holmes, Mike	.244	21	45	5	11	0	4	2	Palermo, Pete	0-0	0.68	20	2	22	7	5	1	3
Khoury, Scott	.257	57	210	30	54	14	42	6	Rehan, Ed	0-0	4.26	12	0	12.2	11	6	9	11
Malini, Ricky	.200	33	50	13	10	0	0	0	Sanchez, Gerald	4-2	3.32	15	0	62.1	60	23	27	47
Mancini, Pete	.316	19	38	6	11	0	3	0	Talmanter, Greg	4-7	4.36	16	0	88.2	75	43	77	80
Martinez, Willie	.106	18	47	7	5	0	0	0	Thorppe, Paul	1-2	1.69	18	1	26.2	18	5	22	31
McFarlane, Henry	.250	6	4	0	1	0	0	0	Vassallo, Jesse	1-2	5.79	4	0	18.0	16	12	23	3
Muscol, Tom	.083	14	21	2	2	0	3	0	Williams, Scott	1-2	6.69	16	0	18.2	18	12	23	3
Nichols, Ty	.199	68	196	18	39	0	22	2	Wilson, Wayne	7-6	3.90	16	0	99.1	101	43	50	62
Paul, Grady	.000	7	11	1	0	0	0	0										
Roberts, Norm	.255	63	208	44	53	6	27	12										
Santo, Rico	.215	73	246	38	53	3	25	17										
Shookman, Mark	.204	20	54	8	11	1	8	0										
Skinner, Matt	.176	41	74	10	13	0	6	6										
Smith, Tim	.261	17	57	12	16	2	15	0										
Stanek, Pete	.259	69	255	39	69	2	29	30										
Tackett, Jeff	.201	62	167	21	36	0	22	2										
Vanhoyhinger, Pat	.238	2	3	1	1	0	0	0										
Totals	.222	77	2495	357	570	36	301	108	Totals	41-36	3.41	77	14	679	597	257	568	533

1985 MINOR LEAGUE REPORT (Cont.)

ROOKIE LEAGUE BLUEFIELD ORIOLES (APPALACHIAN) Manager: Mike Verdi: 36-34 — 4th — 8½ GB

PLAYER	AVG	G	AB	R	H	HR	RBI	SB	PITCHER	W-L	ERA	G	SV	IP	H	R	ER
Bautista, Benny	.115	10	26	3	3	0	1	0	Constant, Andres	0-1	7.56	8	0	81	12	7	1
Bellini, Bob	.231	50	156	34	36	0	9	4	Dubois, Brian	5-4	2.50	10	0	57.2	62	14	3
Bernard, Russel	.159	24	44	3	7	0	6	1	Gast, Joe	1-3	5.02	9	0	37.2	56	12	1
Bilimeyer, Mickey	.321	27	81	17	26	8	32	0	Guerra, Orlando	4-2	4.21	23	2	36.1	29	17	2
Burke, Kevin	.231	26	65	11	15	2	10	2	Hanson, Lester	0-0	6.75	2	0	4.0	5	3	1
Colavito, Steve	.115	36	54	5	6	0	4	0	Llanes, Pedro	6-6	4.91	13	0	69.2	77	18	4
Dulin, Tim	.271	66	191	44	52	3	29	7	Ludwig, Fred	3-1	4.70	10	0	30.2	31	11	2
Goodwin, Mark	.256	58	164	23	42	3	23	1	Maro, William	4-2	3.73	10	2	41.0	34	11	2
Kline, Stewart	.245	51	143	15	35	4	30	0	McCall, Terrell	0-2	15.83	8	0	9.2	11	17	1
Kraiss, Steve	.224	45	116	19	28	2	19	1	Mellicur, Jon	0-0	12.38	6	0	8.0	12	11	1
Lamore, Bob	.259	59	189	29	40	1	20	4	Mercades, Juan	3-2	2.40	18	2	30.0	20	8	2
Mancini, Pete	.235	18	51	5	12	0	2	1	Peguerio, Soto	5-3	5.37	11	0	60.1	67	16	2
Paulino, Luis	.319	40	113	18	36	0	20	0	Powell, Brad	3-2	3.60	14	0	55.0	54	12	3
Sanchez, Adolfo	.211	20	38	7	8	0	4	0	Stanhope, Chester	2-4	4.42	26	5	57.0	57	28	3
Santo, Rob	.283	16	46	7	13	3	9	0	Wilson, Chaunan	0-1	6.60	12	0	24.0	33	11	2
Sims, Kinney	.200	18	67	14	13	0	4	3									
Skeeter, Rafael	.125	5	8	2	1	0	1	0									
St. Hill, Steve	.173	36	81	9	14	2	10	1									
Sullivan, Jim	.259	64	216	41	56	0	23	11									
Worthington, Craig	.341	39	129	33	44	7	20	3									
Young, Ernie	.241	33	79	13	19	2	12	1									
Totals	.250	70	2056	353	513	37	286	40	Totals	36-34	4.69	70	11	535.1	527	279	38

CLASS A (CO-OP WITH TEXAS RANGERS) DAYTONA BEACH ISLANDERS (FLORIDA STATE, CENTRAL DIVISION) Manager: Jim Hutto: 53-87 — 4th — 26½ GB

PLAYER	AVG	G	AB	R	H	HR	RBI	SB	PITCHER	W-L	ERA	G	SV	IP	H	R	ER
Bautista, Benny	.267	24	75	10	20	0	5	5	Blanchi, Ben	0-4	6.81	7	0	38.0	30	29	2
Beamesderfer, Kurt	.224	89	272	36	61	2	31	5	Bierczewicz, Greg	2-0	0.57	3	0	15.0	7	1	1
Corbett, Ray	.215	36	93	6	20	1	5	0	Gannon, Justin	4-3	3.36	27	0	62.0	63	22	2
Crone, Ray	.130	30	69	3	9	0	4	3	Gonzalez, Julian	0-1	7.56	5	0	17	24	14	7
Gaeta, Chris	.185	12	27	5	8	0	2	0	Heise, Larry	5-1	1.99	28	8	41	23.0	9	2
Gutierrez, Bob	.264	50	174	22	46	1	14	6	Holm, Mike	3-4	3.34	12	0	62.0	57	23	4
Hallaz, Mike	.236	30	72	6	17	0	5	3	King, Randy	0-1	1.93	5	1	1.0	4	1	1
Haller, Tim	.245	42	94	12	23	0	9	7	Lackie, Jeff	0-3	2.25	9	0	16.0	16	4	1
Hutbard, Jeff	.267	7	15	3	4	0	1	1	Malack, Bob	1-4	3.99	8	0	38.0	32	17	3
Lamore, Bob	.267	7	15	3	4	0	1	1	Oliveras, Francisco	3-0	1.90	3	0	24.0	13	5	3
Nichols, Ty	.174	53	155	11	27	0	11	3	Ramirez, Ali	0-2	3.43	4	0	21.0	22	8	1
Riley, Randy	.220	57	159	11	35	1	12	1	Rice, Rich	0-1	6.65	13	0	22.0	31	17	3
Ripken, Billy	.230	67	222	23	51	0	18	7	Rohan, Ed	3-1	4.08	17	2	48.0	44	21	7
Smith, Tim	.257	54	179	15	46	2	18	2	Sanchez, Gerardo	2-1	3.17	19	2	48.0	50	17	2
Stuart, Jarvis	.143	16	49	5	7	0	1	0	Summers, Jeff	1-1	2.05	3	0	22.0	11	5	1
Tackett, Jeff	.194	40	103	8	20	0	10	1	Thorp, Paul	1-5	2.51	24	4	29.0	33	8	1
Vanheyningen, Pat	.111	12	27	1	3	0	1	0	Willsher, Chris	6-11	3.27	21	0	107.0	104	35	8
									Wilson, Roger	2-3	2.53	10	0	43.0	40	12	4
									Wilson, Wayne	0-3	8.10	11	0	27.0	28	24	7
Totals	.239	140	4336	474	1036	14	446	163	Totals	53-87	3.89	140	19	1164.0	1137	503	89

CLYDE KLUTTZ MEMORIAL AWARD

Named in honor of the Orioles' director of player development who died in May, 1979, the CLYDE KLUTTZ MEMORIAL AWARD is presented annually to the Baltimore organization player who best exemplified Clyde's integrity, desire, dedication, and loyalty to the game of baseball and the Baltimore Orioles. Clyde had spent 41 years in baseball when he passed away at the age of 61.

The winners of the Kluttz Award to date: 1979—Tom Eaton (2b); 1980—Cal Ripken, Jr. (3b); 1981—Victor Rodriguez (2b); 1982—John Shelby (of); 1983—Mike Boddicker (p); 1984—Al Pardo (c). The 1985 winner will be announced in April.

ORIOLES' MAJOR LEAGUE (PROFESSIONAL) DRAFT SELECTIONS, 1953 thru 1985

1954....Chuck Diering, of (\$15,000)	1963....Jim Jankow, p (\$8,000)
Vinicio Garcia, if (\$7,500)	Bill McMahon, p (\$8,000)
1955....Bob Boyd, 1b (\$10,000)	1964....Byron Randolph, p (\$8,000)
1956....Tommy Patton, c (\$10,000)	Ted Miller, p (\$8,000)
1957....Bert Hamric, of (\$15,000)	John Jeter, of (\$8,000)
1960....Hank Foiles, c (\$25,000)	1965....Moe Drabowsky, p (\$25,000)
Dave Massarelli, c (\$12,000)	Gene Brabender, p (\$25,000)
1961....Billy Short, p (\$25,000)	1966....Owen Johnson, c (\$25,000)
Ozzie Virgil, c (\$25,000)	1967....Elrod Hendricks, c (\$25,000)
Steve Cosgrove, p (\$12,000)	1968....Larry Miller, p (\$25,000)
1962....Dave May, of (\$12,000)	1969....Tom Shopay, of (\$25,000)
Paul Blair, of (\$12,000)	1972....Mike Johnson, p (\$25,000)
Roger Sorenson, of (\$8,000)	1976....Mike Dimmel, of (\$25,000)
1963....Lou Jackson, of (\$25,000)	1977....Andy Replogle, p (\$25,000)
Mike Fiore, 1b (\$8,000)	

The major league draft is held annually at baseball's winter meetings, and is followed with a separate selection by National Association clubs from class AAA to A levels. . . . Until 1958 major league clubs could draft players within a range between \$15,000 (for AAA players) and \$2,000 (for class D players) . . . In 1958 the price for big league drafts rose to \$25,000.

However, in 1959, a first year player draft at the big league level was set up to discourage the payment of inordinately large bonus payments to free agents. The new rule provided that first year players could be selected at the major league level (if not protected on a major league team's 40 man roster) for \$12,000. In 1961 an even lower draft price was set up for more recent first year players. That figure was \$8,000.

That year, incidentally, the Baltimore organization set a record of sorts by being relieved of 19 eligible first year players (seven during the big league selections and 11 more during the minor league draft). In 1965 the first year player draft began to lose its significance and then disappeared in 1970.

ORIOLES "HALL OF FAME"

Jim Palmer, the 268-game winner who holds virtually every Orioles record for a starting pitcher, and Ken Singleton, a three-time "Most Valuable Oriole," who hit .290 or better five times in 10 Baltimore seasons, have been elected to the Orioles' Hall of Fame for '86 and will be inducted in special ceremonies prior to the O's-Yankees game on June 14.

They joined the 12 others who have been elected by vote of selected sports reporters and veteran members of the Oriole Advocates since the Orioles' Hall of Fame was founded in '77 by the Advocates. The purpose of the institution is to honor those players, managers, and coaches who have made exceptional contributions to the franchise since Baltimore returned to the major leagues in '54.

The previously chosen members are: Brooks and Frank Robinson ('77)—charter inductees; Dave McNally ('78); Boog Powell ('79); Gus Triandos ('81); Luis Aparicio and Mike Cuellar ('82); Mark Belanger and Earl Weaver ('83); Paul Blair and Paul Richards ('84); and Milt Pappas ('85).

To become a member, a candidate must be mentioned on 75% of the ballots cast. To qualify for nomination, he must have spent at least three seasons with the Orioles and must be one year removed from capacity in which he is being considered (e.g. Al Bumbry, because he was still playing last season, will not be eligible for election until next year).

Allen Barrett and Jack Buckley, both past presidents of the Oriole Advocates, were instrumental in making the Orioles' "Hall of Fame" a reality. The chairman of the Oriole Advocates' Hall of Fame Committee this year is Chuck Lippy.

ORIOLES IN BASEBALL HALL OF FAME AT COOPERSTOWN

Six "modern" Orioles, those who have played for the O's since they returned to the American League in '54, have been elected to the Baseball Hall of Fame at Cooperstown, New York—five of them in the last four years (year of induction and percentage of votes received in parenthesis):

Robin Roberts ('76, 87%)
Frank Robinson ('82, 89%**)
Brooks Robinson ('83, 92%**)
George Kell ('83, Veterans Committee Selection)
Luis Aparicio ('84, 85%)
Hoyt Wilhelm ('85, 84%)

Additionally, there are 15, who played and managed here during Baltimore's rich baseball past, also enshrined in the Hall (position in parenthesis):

Frank "Home Run" Baker (3b) "Wee Willie" Keeler (rf)
Charles "Chief" Bender (p) Joe Kelley (if)
Roger Bresnahan (c) Rube Marquard (p)
Dan Brouthers (1b) Joe "Iron Man" McGinnity (p)
William "Candy" Cummings (p) John McGraw (mgr)
"Lefty" Grove (p) Wilbert Robinson (mgr)
Rogers Hornsby (2b) Babe Ruth (of)
Hughie Jennings (ss)

Notes: There are three other Hall of Famers who represented Baltimore ballclubs in non-playing and non-managing capacities: George Weiss, a one-time International League O's general manager who later immortalized himself as g.m. of the Yankees; Luke Appling, a Hall of Fame shortstop for the White Sox who later coached for the O's for one year ('63); and the late Burleigh Grimes, the famed spitball pitcher who won 2370 games in the majors. Burleigh, was a scout for the O's from 1960-71.

John McGraw had a .334 lifetime batting average in 16 big league seasons, but was elected to the Hall of Fame primarily because of his achievements as a manager. . . . Rube Marquard pitched only 27 innings for the O's ('29) but he lived here for nearly 60 years before he died in '80. . . . "Chief" Bender did most of his pitching for the Philadelphia A's for whom he was 206-111. In his one full year in Baltimore, pitching for the Outlaw Federal League Terrapins, he was only 4-16.

** elected in first year of eligibility.

ORIOLES AT COOPERSTOWN (Cont.)

Baltimore born **Babe Ruth** signed his first pro contract with **Jack Dunn Sr.** in 1914 and made his debut with the Orioles that year as a pitcher . . . He was of course elected to the Hall of Fame as an outfielder . . . Other native Marylanders in the Hall of Fame include **Baker, Grove**, and three who never played for the O's: **Jimmie Fox** (Sudlersville), **Judy Johnson** (Snow Hill) and **Al Kaline** (Baltimore).

Baltimore has been represented in 3 recognized major leagues: National Association (1872-74); National League (1892-99) and American League (1901-02, '54-86). From 1903 thru 1953 (51 seasons), the Orioles were in the International League (known as Eastern League until 1916).

ORIOLE ADVOCATES

The Oriole Advocates, Inc., a non-profit organization dedicated to promoting and stimulating interest in the game of baseball at both the amateur and professional levels, was unique when it was created in July, 1960 and remains so today, 26 years later.

The membership of the Advocates, comprises some 75 men and women drawn from a broad cross-section in the Baltimore area.

Through the years, the Advocates have made substantial financial contributions, primarily to youth organizations; have played a leading role in the restoration of Babe Ruth's birthplace at 216 Emory Street, and its conversion into a Babe Ruth and Orioles Museum and established in '77 the Orioles "Hall of Fame".

The organization has also served as an essential right arm of the Orioles' public relations and promotions departments. Probably the biggest contribution of all in that area has been the formation and annual administration of the JUNIOR ORIOLES program. Originated in '63 with an enrollment of 75 youngsters, the Junior Orioles grew to a record 20,000 members in '77. It is a high-quality "knob-hole" program, a huge undertaking requiring much care, time and effort.

Among a wide variety of other activities, the Oriole Advocates also serve as distributors on Orioles souvenir giveaway promotion dates at the ballpark, making sure that all eligible fans receive the items to which they are entitled.

The Oriole Advocates don't get paid for anything they do. They are all volunteers constantly demonstrating just how important are the qualities of competence and dedication.

The Oriole Advocates 1986 officers are: President: **Peck Minde** . . . 1st Vice President: **Burke Barrett** . . . 2nd Vice President: **Jack Gray** . . . Secretary: **Dan March** . . . Treasurer: **Charlie Pecot** . . . Immediate Past President: **Bill Schofield**.

The Board of Directors comprises: **Bernie Lochte**, **Scott Warrington**, and **Fred Adkins**. Among the Oriole Advocates Committee Chairmen for '86 are: Junior Orioles—**Tom Hessenauer** . . . Orioles Hall of Fame—**Chuck Lippy** . . . Special Events—**Bob Bates** . . . Luncheons—**Ray Weinstein**.

ORIOLES "DESIGNATED HITTERS"

The Orioles "Designated Hitters" have sold season tickets for the O's for the past 7 years (starting '80) and, in that period, the O's pre-season sale has jumped dramatically from 1,623 in '79 to a projected figure of more than 12,000 for 1986 (final figures will not be available until April because the "selling season" continues to opening day).

Membership in the "Designated Hitters" is expected to grow this year to an all-time high of between 60 and 65 business men and women who live and work within the Orioles drawing area (Birdland).

To achieve membership candidates must meet required sales minimums. The formula is based on a blend of new sales and renewals, and everyone must requalify each year.

Last year, **Allen Becker** and **Glenn Babcock** were the leading veteran members in sales while **Jennifer Sciafani**, **Jake Jacobson** and **David Hubbard** were tops among "rookie" members.

Incentives for members this year include: the annual weekend outing to the O's spring training headquarters in Miami and a special custom "DH" blazer for all qualifiers.

For those "DH's" who rank among the higher qualifiers, there will be a special trip to the World Series and a weekend in Chicago to watch the O's and the White Sox in a series at Comiskey Park.

However, if the "Designated Hitters" collective goal of 12,345 season tickets sold (the equivalent of 1,000,000 game tickets) is reached, then all qualifiers will make the "Windy City" trip.

And, for those at the very top of the sales ladder, a mid-summer junket to Paris and Monte Carlo is scheduled.

The "Designated Hitters" organization, patterned after the Kansas City Royals' highly successful "Royal Lancers", was founded in September, '79 by Mayor **William Donald Schaefer** and a select group of Baltimoreans working closely with the Orioles front office.

The idea was to enlist the talents of successful people from the business community to serve as the principal sales force in an effort to expand the Orioles season ticket base. In 7 short years, should the '86 goal be met, the O's season sales will have increased a whopping 754%.

Along with Mayor Schaefer, the "founding fathers" of the "Designated Hitters" included **Owen Daly**, **Bill Beasman** and **Chris Hartman**; the Orioles director of business affairs, **Bob Aylward**; executive director of sales **Lou Michaelson**, and former club vice president **Al Harazin**, now with the New York Mets.

The importance and scope of the "Designated Hitters" activities have grown to such an extent that today there are two Orioles coordinators, **Roy Sommerhof** and **Vince Dunbar**, working full time to keep the program prospering.

The "Designated Hitters" have their own officers (**Bill Jones** is the current president) and board of directors, as well as their own bylaws, newsletters and what is laughingly called a softball team. They conduct their own meetings and pursue an aggressive social program that is not designed for the faint of heart.

The Orioles' escalating season ticket sales figures by year: '79-1,623 . . . '80-4,018 . . . '81-5,215 . . . '82-5,430 . . . '83-6,051 . . . '84-11,738 . . . '85-11,707 . . . '86-hopefully 12,345.

ORIOLES PLAY-BY-PLAY BROADCASTS

Announcers

WMAR Television (Ch. 2)

Chuck Thompson and Brooks Robinson

WFBR Radio (1300 AM)

Jon Miller and Tom Marr

Home Team Sports (Cable)

Mel Proctor, John Lowenstein, Rex Barney, Tom Davis

WMAR is in its 8th year of carrying Orioles baseball. WMAR and the O's signed their original 4-year agreement after the '78 season, extended that another 2 years, and are currently in the middle of a 3-year contract. The station will televise 5 spring exhibition games (Mar. 11, 19, 22, 25, 29) and 40 regular season (4 home, 36 road) games in '86.

In addition, an Orioles' television network comprising the following stations will carry major portions of the WMAR television schedule: WDCA (Ch. 20), Washington D.C. . . . WBOC (Ch. 16), Salisbury, MD . . . WTVZ (Ch. 33), Norfolk, VA . . . WRLH (Ch. 35), Richmond, VA . . . WJPR (Ch. 21), Roanoke, VA . . . WPMT (Ch. 43), York, PA . . . WLFL (Ch. 22), Raleigh/Durham, N.C. . . . WNRW (Ch. 45), Greensboro/Winston Salem, NC . . . WNFT (Ch. 46), Jacksonville, FL . . . WSCV (Ch. 51), Miami, FL.

Full Season Sponsors: Anheuser-Busch, Inc.; Bell Atlantic Yellow Pages; Blue Cross and Blue Shield of Maryland; Columbia Medical Plan; Equitable Bank and Trust; Free State Health Plan; Jerry's Chevrolet; Maryland National Bank; Nissan and Baltimore Area Nissan Dealers; Provident Bank of Maryland.

WFBR is in the final year of a 4-year contract to broadcast the Orioles thru '86. This is the 8th season that WFBR has carried the O's. The original 4-year agreement was signed after the '78 campaign. In addition to 12 spring training games (see exhibition schedule), WFBR will carry all 162 regular season games.

WFBR is the flagship station of a network comprising approximately 50 stations including WTOP (News Radio 15) in Washington, WOYK in York, PA, plus others in Maryland, Delaware, Pennsylvania, Virginia, West Virginia, North Carolina, and Florida.

PLAY-BY-PLAY BROADCASTS (Cont.)

Full-Season Sponsors: AMOCO, Baltimore Area Chevrolet Dealers, Chevrolet, D & H Distributors, Gwaltney Meats, Jiffy Lube, Loyola Federal Savings & Loan, Metro Auto Parts, Miller Brewing Co.

HOME TEAM SPORTS is available to cable systems in the state "Capital Region" (All of Maryland, Virginia, Delaware and parts of North Carolina, West Virginia and Pennsylvania).

HTS, owned and operated by Group W Satellite Communications (GWSC), will televise 90 Orioles' games this year including spring training games (Mar. 16, 20, 30, 31, Apr. 2), 64 home games and 21 on the road.

Home Team Sports, which operates out of Washington, D.C., also televises Washington Bullets, Washington Capitals and Baltimore Blast games, plus many more major professional, collegiate and high school events of both national and regional interest.

Full Season Sponsors: All-State Leasing, Baltimore Washington area Subaru dealers, Giant Food, Lennox Industries, Maryland State Lottery, Strohs.

ANNOUNCERS

REX BARNEY

Rex returns for his third season as a commentator for Home Team Sports. Known as the "Voice of Memorial Stadium" since 1970, he will continue to handle the stadium's public address announcements when it doesn't conflict with his color work.

This season, Rex will provide insightful interviews during pre- and post-game shows.

Rex, who also served as the stadium public address announcer for the Baltimore Colts from '69 to '83, has hosted a variety of radio sports shows in Baltimore and currently hosts a weekly call-in show on Orioles' flagship station WFBR-AM.

A former major league pitcher himself, Barney played with the Brooklyn Dodgers for six seasons (1943, '46-50). He appeared briefly with the Dodgers in 1943 before being called into the service for three years of military duty. He returned to the Dodgers in 1946, compiling a career record of 35-31. His best season came in 1947 when he won 15 games, including a sparkling 2-0 no-hit victory over the New York Giants.

Rex began his broadcasting career in '52 in New York City. He was Mutual Radio's Game of the Day from '55 to '57, and also broadcast games in the New York area for WOR-TV.

In '82 and '83, Rex served as color commentator for 16 Orioles telecasts on subscription television. A native of Omaha, Nebraska, Rex resides just a half-mile from Memorial Stadium.

TOM DAVIS

Baltimore native Tom Davis will host the HTS' pre- and post-game show and provide in-game score updates, a position he handled during the '85 season. He has handled various on-air assignments for HTS including play-by-play for the Orioles and college basketball, in-studio talk shows, pre-game host of hockey telecasts, coverage of the Washington Redskins, boxing and college football.

The 38-year-old Davis has spent 15 years on the Baltimore sports scene. He has been named "Baltimore Sportscaster of the Year" in '78, '84 and '85. Davis gained national exposure with ABC-TV as a sideline reporter during United States Football League telecasts and with the Mutual Broadcasting System as a sports anchor and college football play-by-play man.

A graduate of the University of Baltimore, Davis began his career as a sports reporter at WBAL radio in '72. He later worked as part-time sports anchor at WJZ-TV and WBAL-TV and as sports director at WCBM radio. While at WCBM, he was also the radio voice of the Baltimore Colts.

He can currently be heard mornings on WBAL radio. Tom and his wife Linda, have two children. They reside in Baltimore.

JOHN LOWENSTEIN

Former Oriole John Lowenstein returns for his second season as color commentator for Home Team Sports. He played his last game for the Orioles on May 4 last year and later that month began his sportscasting career calling the Orioles' games on HTS. His insight and humor were key elements of the '85 telecasts.

Lowenstein's major league career began in '70 with the Cleveland Indians. He remained with Cleveland until '78 when he was traded to the Texas Rangers. After one year at Texas, Lowenstein, was sold to Baltimore where he spent the last seven years of his career with the Orioles.

John compiled a .253 (3476-881) lifetime batting average in 1,368 big league games. His best season came in '83, when he batted .320 (322-103) with 24 home runs and 66 rbi in 122 games for the world champion O's while platooning the leftfield duties with Gary Roenicke. The duo combined to produce a .292 average (612-179) with 35 home runs and 131 rbi.

YEAR CLUB	AVG.	G	AB	R	H	2B	3B	HR	RBI	BB	SO	SB	CS	HP
1968 Waterbury-1	.000	3	2	0	0	0	0	0	0	1	1	0	0	0
1969 Reno	.328	48	164	22	53	8	2	7	38	22	42	8	3	1
1970 Reno	.284	26	67	7	19	4	2	1	11	11	13	5	1	1
1970 Wichita	.295	108	369	69	109	15	6	18	52	59	64	10	10	3
1971 Cleveland	.256	17	43	3	11	3	1	1	5	1	9	1	0	0
1971 Wichita	.320	37	125	27	40	8	0	8	24	24	30	4	3	2
1972 Cleveland	.186	58	140	15	26	5	0	4	9	16	28	1	5	0
1972 Cleveland	.212	68	151	16	32	8	1	6	40	40	23	5	3	0
1973 Cleveland	.292	98	305	42	89	16	14	2	8	48	53	85	36	17
1974 Cleveland	.242	140	508	65	123	34	5	1	12	33	28	28	15	10
1975 Cleveland	.242	91	265	37	64	8	2	2	14	25	35	11	8	0
1976 Cleveland-2	.205	93	229	33	47	6	1	4	12	21	29	1	8	0
1977 Cleveland-3	.242	81	149	24	36	6	1	4	21	37	29	16	3	2
1978 Texas-4	.222	77	176	28	39	8	3	5	21	37	29	16	4	1
1979 Baltimore	.254	97	197	33	50	8	2	11	34	30	37	16	4	1
1980 Baltimore	.311	104	196	38	61	8	0	4	27	32	29	7	3	0
1981 Baltimore	.249	83	189	19	47	7	0	6	20	22	32	7	6	1
1982 Baltimore	.320	122	322	69	103	15	2	24	66	54	59	7	6	1
1983 Baltimore	.281	122	310	52	87	13	2	15	60	49	55	2	1	1
1984 Baltimore	.237	105	270	34	64	13	0	8	28	33	54	1	0	1
1985 Baltimore	.077	12	26	0	2	0	0	0	2	2	3	0	0	0

M.L. Totals .253 1368 3476 510 881 137 18 116 441 446 596 128 78 9

GWBR: '79-3; '80-5; '81-4; '82-9; '83-9; '84-3; '85-1; Total-34.

1—Selected by Cleveland organization in June '68 free agent draft (18th round, regular phase) ... Signed on 6/13/68.

2—Acquired by Toronto Blue Jays from Cleveland in deal for outfielder Rico Carty on 12/6/76 ... Reacquired by Indians from Blue Jays in deal for infielder Hector Torres on 3/28/77.

3—Acquired by Texas Rangers from Blue Jays in deal for outfielder Willie Horton and pitcher David Clyde on 2/28/78.

4—Contact purchased by Orioles from Texas for \$20,000 waiver price on 11/27/78.

League Championship Series Record

YEAR CLUB, OPP.	AVG.	G	AB	R	H	2B	3B	HR	RBI	BB	SO	SB	CS	HP
1979 Bal. vs. Cal.	.167	4	6	2	1	0	0	1	3	2	2	0	0	0
1983 Bal. vs. Chi.	.167	2	6	0	1	1	0	0	2	1	2	0	0	0
L.C.S. Totals	.167	6	12	2	2	1	0	1	5	3	4	0	0	0

World Series Record

YEAR CLUB, OPP.	AVG.	G	AB	R	H	2B	3B	HR	RBI	BB	SO	SB	CS	HP
1979 Bal. vs. Pit.	.231	6	13	2	3	1	0	0	3	1	3	0	0	0
1983 Bal. vs. Phil.	.385	4	13	2	5	1	0	1	1	0	3	0	0	0
W.S. Totals	.308	10	26	4	8	2	0	1	4	1	6	0	0	0

TOM MARR

Tom Marr began his 8th season on the Orioles' radio broadcast team. A veteran of 26 years in broadcasting, he has been with WFBR radio for the last 20 years. He made his debut as a major league play-by-play announcer in '79.

He began his broadcasting career doing a high school sports show at WWDC in Washington, and later worked at stations in Rhode Island, Connecticut, and Virginia before coming to WFBR. He covered Baltimore's pro sports teams for the CBS Radio Network from '69 to '75 and was the weekend sports anchor at WMAR-TV for 3 years prior to joining the O's broadcasts.

Possessing an extensive background in both news and sports, Tom participated in WFBR's award-winning discussion program, "Conference Call" as a regular panel member for many years.

Born and raised in Montgomery County, Maryland, Tom is a graduate of Montgomery Blair High School in Silver Spring and a

PLAY-BY-PLAY, TOM MARR (Cont.)

veteran of the U.S. Marine Corps. He is married and the father of three children. His wife, Sharon, is a Baltimore City Police detective.

JON MILLER

Jon Miller starts his 4th season on the Orioles' radio network after 3 years as a radio play-by-play announcer for the Boston Red Sox. His major league baseball experience also includes radio and television with the Texas Rangers in '78 & '79 and with the Oakland Athletics in '74. He broadcast his first major league game at age 22 with the Athletics.

Jon also has an extensive background in basketball, soccer, and hockey during his 14 years in broadcasting. He did 10-15 games a season for the NBA's Golden State Warriors from 1979-82 and prior to that, was the voice of University of San Francisco basketball for 5 years. He has also announced MISL games for the San Jose Earthquakes and did both television and radio for the Washington Diplomats in '77. He's broadcast soccer for the CBS, TVS, and Satellite networks.

A renowned mimic, Jon can be heard to imitate such outstanding baseball announcers as Al Michaels, Vin Scully, and Chuck Thompson during breaks in the action (rain delays, etc.). Popular on the banquet circuit in the off-season, Jon attended numerous such functions across the country last winter.

A native of the San Francisco Bay area, Jon now lives in Cockeysville, MD.

MEL PROCTOR

Mel Proctor returns for his 3rd season as the Orioles' play-by-play announcer for Home Team Sports. Mel, who handles a variety of on-air assignments for HTS including play-by-play for Washington Bullets basketball and college football, is in his 14th year as a broadcaster.

He began his career as sports director at the CBS-TV affiliate in Hawaii (KGMB) from '73 until '78. While there, he worked the microphone for Hawaii Islanders (AAA) baseball, University of Hawaii football and basketball, and did one season for the Hawaiians of the World Football League.

He came to work in the Nation's Capital for the first time in '78 when he began a five-year stint as play-by-play announcer for Washington Bullets' basketball on flagship station, WTOP-AM. During the Bullets' off-seasons, Mel worked in Arlington, Texas, as the TV and radio voice of the Texas Rangers. In '82 and '83, he supplemented his work with the Bullets by doing college basketball games for NBC-TV for two seasons.

For two seasons ('83-'84 and '84-'85), Mel served as the play-by-play man for NBA's New Jersey Nets. At that time he also began providing the commentary for the NFL Game of the Week for the Mutual Broadcasting System.

A native of Denver, Colorado, Mel resides in Columbia, MD with his wife, Julie, and their two children, Bill and Maile.

BROOKS CALBERT ROBINSON, JR.

HALL OF FAME

Was elected to Baseball Hall of Fame in landslide on Jan. 12, 1983. Received 92% of votes cast (344-374), 9th highest pct. in history of BBWAA elections (surpassed only by **Ty Cobb**, **Hank Aaron**, **Honus Wagner**, **Babe Ruth**, **Willie Mays**, **Bob Feller**, **Ted Williams**, and **Stan Musial**).

Is one of only 15 elected in first year of eligibility (excluding those chosen in the Hall's first election).

Was 3rd of 6 modern Orioles to be elected. The others (year of election in paren): **Robin Roberts** ('76), **Frank Robinson** ('82), **George Kell** ('83), **Luis Aparicio** ('84) and **Hoyt Wilhelm** ('85).

Brooks was inducted with **Kell**, **Juan Marichal**, and **Walter Alston** into the Hall of Fame on Sunday, July 31, 1983 as an estimated record crowd of some 12,000 people (most of them from Baltimore) looked on.

PERSONAL

Brooks is doing color commentary on the Orioles' television network with **Chuck Thompson** for the 9th straight year (and 8th on WMAR, Channel 2, the Orioles' flagship station).

He is also active as vice-president of Shapiro-Robinson and Associates* and as a special assistant with the Crown Central Petroleum Company.

Brooks and his wife, **Connie**, a former United Air Lines flight attendant whom Brooks met on a Orioles' charter flight (K.C. to Boston) in 1959, have been married for 25 years. They live in Lutherville, MD (north of Baltimore) with their four children: **Brooks David** (7/24/61), **Chris** (2/22/63), **Michael** (3/11/64) and **Dianna** (2-22-68).

Brooks' uniform #5 was officially retired on opening day, 1978, the year after he retired. **Frank Robinson's** #20, **Earl Weaver's** #4 and **Jim Palmer's** #22 are the only other numbers that have been retired by the Orioles.

*Shapiro-Robinson and Associates is a company which provides athletes comprehensive counseling and support in their professional, financial, and personal lives.

BIG LEAGUE CAREER

Brooks officially spent 20 years and 72 days as a player in the American League, spanning 23 seasons.

He played in 2,896 major league games, all of them with the Orioles, 8th on the all-time list (**Pete Rose** leads at 3,490).

Only **Carl Yastrzemski** (3,308) and **Ty Cobb** (3,033) have played more American League games, and only 3 others in history have played more with one franchise: **Yastrzemski** (3,308), **Hank Aaron** (3,076) and **Stan Musial** (3,026).

Durability: Played in 97% of all Orioles' games from July 9, '59 (when he returned from minors for the last time) thru May 16, '76, a period of more than 16½ years. Played at least 153 games in 14 of 15 years from '60 thru '75.)

In Orioles' 30-year history, only one other third baseman has played as many as 200 games at third base (**Doug DeCinces**—792).

Opening Days: Started 20 consecutive opening day games for the Orioles from '57 thru '76, and batted .316 (25-for-79) with six home runs, 17 rbi.

Home Runs/RBI: Led A.L. in rbi (118) in '64 and also achieved career high of 28 homers that year. Hit 17 or more homers nine times, 11 or more eleven times. His last year in "double figures" was '71 when he hit 20. Holds record for most lifetime homers in Memorial Stadium (139). Had six career grand slams, four of them in Baltimore.

Hitting: Hit most home runs (37) and drove in most runs (167) against the Red Sox. Twice put together strings of eight straight hits: July 10 thru 15, '60, and Aug. 21 thru 23, '63. Holds A.L. record for most sacrifice flies, career (114).

Holds club career records for games, at bats, runs, hits, doubles, triples, total bases, rbi and extra base hits. Has one-season mark for games (163, '61 & '64) and at bats (668, '61).

Fielding: Committed only 263 errors in 9,165 chances at third base for a lifetime percentage of .971. Appeared in a total of 29 games at second base (24) and shortstop (5) and committed only one boot in 31 tries. Did not play anywhere defensively but at third base after '63.

Major league Lifetime Records, 3B: Highest fielding percentage, 100 or more games (.971). Most seasons (23). Most games (2,871). Most chances accepted, excluding errors (8,902). Most putouts (2,697). Most assists (6,205). Most double plays (618). Most seasons leading league in games (8). Most seasons leading league in assists (8).

American League Lifetime Records, 3B: Most seasons leading league in fielding (11). Most seasons leading league in chances accepted, excluding errors (8 tie). Most games season (163, '61 and '64). Most home runs (266) 2nd to **Graig Nettles** (320).

PLAY-BY-PLAY, BROOKS ROBINSON (Cont.)

Nothing is Forever, '77: His 268th and last home game as play-by-play announcer for the Orioles' home team was April 19 at Memorial Stadium, the O's trailed the Indians in the 10th. With one out and runners on 1st and 2nd, LeMay singled in a run. The O's now trailed by 2 as Brooks came to the plate as a pinch-hitter for **Larry Harlow**. He ran the count to 3-1, fouled off a number of pitches, then hit a home run into the left stands off southpaw **Dave LaRoche** to win the game 6-5. There were only 4,826 fans at the ballpark that night, but none of them ever forget the moment.

Signed for 1977 as player-coach, but became coach exclusively on Sunday, Aug. 21, when he went on the voluntarily retired list (Minnesota) to make room on the roster for catcher **Rick Dempsey**, who was returning to duty after six weeks on the disabled list.

An Orioles' record regular season crowd of 51,798 attended "Thanks, Brooks" Day on Sunday, Sep. 18, against the Red Sox. The pay tribute to the most important and beloved Oriole of all time.

YEAR CLUB	AVG.	G	AB	R	H	2B	3B	HR	RBI	BB	SO	SB
1955 York-1	.331	95	354	72	117	17	3	11	67	47	64	1
Baltimore	.091	6	22	0	2	0	0	0	0	1	0	0
1956 San Antonio	.272	154	577	72	157	28	6	9	74	54	57	1
Baltimore	.227	15	44	5	10	4	0	1	1	1	5	0
1957 Baltimore	.239	50	117	13	28	6	1	2	14	7	10	1
San Antonio	.266	33	124	10	33	5	1	1	9	5	16	0
1958 Baltimore	.238	145	463	31	110	16	3	3	32	31	51	1
1959 Baltimore	.284	88	313	29	89	15	2	4	24	17	37	2
Vancouver	.331	42	163	20	54	9	2	6	30	6	14	2
1960 Baltimore	.294	152	595	74	175	27	9	14	88	35	49	2
1961 Baltimore	.287	163	668	89	192	38	7	7	61	47	57	1
1962 Baltimore	.303	162	634	77	192	29	9	23	86	42	70	3
1963 Baltimore	.251	161	589	67	148	26	4	11	67	46	84	2
1964 Baltimore	.317	163	612	82	194	35	3	28	118	51	64	1
1965 Baltimore	.297	144	559	81	166	25	2	18	80	47	47	3
1966 Baltimore	.269	157	620	91	167	35	2	23	100	56	36	2
1967 Baltimore	.269	158	610	88	164	25	5	22	77	54	54	1
1968 Baltimore	.253	162	608	65	154	36	6	17	75	44	55	1
1969 Baltimore	.234	156	598	73	140	21	3	23	84	56	55	2
1970 Baltimore	.276	158	608	84	168	31	4	18	94	53	53	1
1971 Baltimore	.272	156	589	67	160	21	1	20	92	63	50	0
1972 Baltimore	.250	153	556	48	139	23	2	8	64	43	45	1
1973 Baltimore	.257	155	549	53	141	17	2	9	72	55	50	2
1974 Baltimore	.288	153	553	46	159	27	0	7	59	56	47	2
1975 Baltimore	.201	144	482	50	97	15	1	6	53	44	33	0
1976 Baltimore	.211	71	218	16	46	8	2	3	11	8	24	0
1977 Baltimore	.149	24	47	3	7	2	0	1	4	4	4	0

M.L. Totals .267 2896 10654 1232 2842 482 68 268 1357 860 989 28 2
1—Signed by Baltimore as free agent on 6/1/55.

League Championship Series Record

YEAR CLUB, OPP.	AVG.	G	AB	R	H	2B	3B	HR	RBI	BB	SO	SB
1969 Bal. vs. Min.	.500	3	14	1	7	1	0	0	0	0	0	0
1970 Bal. vs. Min.	.583	3	12	3	7	2	0	0	0	1	0	0
1971 Bal. vs. Oak.	.364	3	11	2	4	1	0	1	3	0	1	0
1973 Bal. vs. Oak.	.250	5	20	1	5	2	0	0	2	1	1	0
1974 Bal. vs. Oak.	.083	4	12	1	1	0	0	1	1	1	0	0

C.S. Totals .348 18 69 8 24 6 0 2 7 2 3 0 0

World Series Record

YEAR CLUB, OPP.	AVG.	G	AB	R	H	2B	3B	HR	RBI	BB	SO	SB
1966 Bal. vs. L.A.	.214	4	14	2	3	0	0	1	1	1	0	0
1969 Bal. vs. N.Y.	.053	5	19	0	1	0	0	0	2	0	3	0
1970 Bal. vs. Cin.	.429	5	21	5	9	2	0	2	6	0	2	0
1971 Bal. vs. Pil.	.318	7	22	2	7	0	0	0	5	3	1	0

W.S. Totals .263 21 76 9 20 2 0 3 14 4 6 0 0

All Star Game Record

YEAR CLUB, SITE	AVG.	G	AB	R	H	2B	3B	HR	RBI	BB	SO	SB
1960-74	.289	18	45	5	13	0	3	1	5	2	4	0

DIAMOND VISION VIDEO BOARD

Memorial Stadium's "Diamond Vision" Scoreboard by Mitsubishi stands 25'7" by 33'3". Included among its many capabilities are instant replay, closeups, full color message board displays and animation.

There are now 11 "Diamond Vision" boards in big league stadia: Shea, Yankee, Dodger, Comiskey, Three Rivers, Arlington, Kingdom, Astrodom, Jack Murphy and Oakland.

The "black & white" board in left center field has been in use since the middle of the 1970 season.

CHUCK THOMPSON

A veteran of 44 years in broadcasting, Chuck Thompson is in his 27th season as a play-by-play announcer for the Orioles. At the end of the '82 season, Chuck decided to curtail his broadcast schedule and in '86 he'll team once again with Brooks Robinson to do games on television only.

Chuck began his announcing career in 1939 at WEEU in Reading. Three years later he became a staff announcer for WIBG in Philadelphia, where he covered Temple University football.

After seeing combat in three major European campaigns for the U.S. Army in World War II, he returned to Philadelphia to describe the action of the Phillies and A's, Warriors, Eagles, and Rockets (ice hockey).

He came to Baltimore in 1949 to do play-by-play for the International League Orioles, the Baltimore Bullets, U.S. Naval Academy football, and the Colts in the All-America Conference.

In 1955 Chuck joined the National Brewing Company's team of announcers and during the 24 years of that association did American League Orioles baseball for 19 years ('55-'56 and '62 thru '78), Colts football, Washington Senators baseball ('57-'61), and the NBC-TV "Game-of-the-Week" ('59-'60).

He has been named the outstanding sportscaster in Maryland by the National Sportscasters and Sportswriters Association on numerous occasions. A golfing and fishing enthusiast, Chuck has 3 children and 5 grandchildren. He resides in Timonium.

Baltimore & Washington Chapters BASEBALL WRITERS ASSOCIATION OF AMERICA

Jim Henneman, Evening Sun, Chairman

PAUL ATTNER, The Sporting News
KENT BAKER, Morning Sun
*GORDON BEARD, Associated Press
TOM BOSWELL, Washington Post
DOUG BROWN, Evening Sun
KEVIN COWHERD, Evening Sun
KEN DENLINGER, Washington Post
JOHN EISENBERG, Morning Sun
BOB FACHET, Washington Post
*JACK GIBBONS, Evening Sun
*TOM GIBBONS, News American
ALAN GOLDSTEIN, Morning Sun
JEFF HARDIE, Washington Times
DICK HELLER, Washington Times

MARK HYMAN, News American
PHIL JACKSON, Evening Sun
RICHARD JUSTICE, Washington Post
*MARTY KAISER, Morning Sun
TIM KURKJIAN, Morning Sun
BOB MAISEL, Morning Sun
JACK MANN, Evening Sun
DON MARCUS, Morning Sun
RICK OSTROW, USA Today
KEN PICKING, USA Today
*GEORGE SOLOMON, Washington Post
JOHN STEADMAN, News American
BILL STETKA, News American
BILL TANTON, Evening Sun

*Sports Editor

HONORARY MEMBERS

BILL AHLBERG LUTHER (BUS) HAM MORRIS SIEGEL
LEW ATCHISON LOU HATTER FRANCIS STANN
CHARLES BARBOUR WHEELER JOHNSON MERRELL WHITTELEY
JIM ELLIOT GEORGE MINOT MARTIE ZAD
NEAL ESKRIDGE SHIRLEY POVICH

PRINCIPAL RADIO-TELEVISION SPORTS COMMENTATORS

BALTIMORE

TELEVISION: WMAR (Ch. 2)—JACK DAWSON, SCOTT GARCEAU, and JOHN SAUNDERS ... WJZ (Ch. 13)—JOHN BUREN, (S.D.), KEN SINGLETON, and PAUL SHERRY ... WBAL (Ch. 11)—VINCE BAGLI (S.D.) and CHRIS THOMAS.

RADIO: WFBR (1300)—CHARLIE ECKMAN, TOM MARR, and ART SINCLAIR ... WBAL (1090)—JEFF RIMER (S.D.) and TOM DAVIS ... WCAO (600)—BOB BARTEL ... WPOC-FM (93.1)—TED PATTERSON (S.D.) ... WWIN (1400)—BILLY TAYLOR ... WYST (1010)—SCOTT HARRIS (S.D.).

WASHINGTON

TELEVISION: WDVM (Ch. 9)—GLENN BRENNER (S.D.), KEN MEASE and SONNY JURGENSEN ... WRC (Ch. 4)—GEORGE MICHAEL (S.D.) and SCOTT CLARK ... WJLA (Ch. 7)—FRANK HERZOG (S.D.) and RICK SCHWARTZ ... WTTG (Ch. 5)—BERNIE SMILOVITZ (S.D.).

RADIO: WTOP (1500)—HARVEY SMILOVITZ ... WMAL (630)—KEN BEATRICE (S.D.) and JOHNNY HOLLIDAY ... WWRC (98)—BOB GOTKIN (S.D.) ... WHUR-FM (96.3)—GREG MOSSO and GLENN HARRIS.

MANAGER AND COACHES EARL S. WEAVER

Born: Aug. 14, '30; 5'8"; 165; Batted, R; Threw, R; Position: 2B


Birthplace/Residence: Born and raised in St. Louis, MO . . . Now lives in Hialeah, FL (Miami).

Contract Status Signed thru '86.

Tenure: Joined O's 29 years ago this spring (Mar. '57) as minor league player-manager and has spent all but 20 months of that time with the Orioles organization (see "Sabbatical" below).

This will be his 39th year of association with organized baseball as player, manager, coach, scout, consultant, and radio-television commentator since he began as a 2nd baseman in the Cardinals.

Signed Originally with: St. Louis Cardinals in '48.



'85 Return: After being out of uniform for 2 years, 8 months, Earl returned as Orioles manager on Friday, June 14. He went 53-52 the rest of the way finishing the season in 4th place (83-78), one game back of the Detroit Tigers, and 16 games behind the division winning Blue Jays.

O's Hall of Fame/Number Retired: Earl (#4) is one of only 4 Orioles whose uniform has been retired (when he's not wearing it), and the only non-player. He shares that distinction with **Frank Robinson** (#20), **Brooks Robinson** (#5) and **Jim Palmer** (#22).

He is one of 14 to have been elected to the Orioles Hall of Fame.

Sabbatical: Upon his retirement as Orioles manager after the '82 season, Earl remained with the club as a consultant and special assignment scout.

In October, '83 prior to serving as an ABC-TV color commentator for the Orioles-Phillies World Series, he relinquished his position with the O's as required by ABC to avoid any "conflict of interest" speculation.

He had inherited a 4th place club with a record of 30-26, 7 games out of 1st (29-26 under **Joe Altobelli**, and 1-0 for **Cal Ripken**, who had managed the club on June 13).

Original Tour: Earl was serving as the O's 1st base coach when he was 1st appointed manager of the O's, replacing **Hank Bauer** on July 11, '68. He had been brought up from Rochester at the start of that year following a highly successful career managing in the minors.

He led the Orioles over the next 14½ seasons before stepping down at the end of the '82 campaign.

MANAGING RECORD

Ranks 4th in W/L Pct: Among those who have managed for 10 or more years exclusively in the 20th century, Earl ranks 4th on the all-time list:

- | | |
|---|--|
| 1. Joe McCarthy — .614 (2125-1335) | 5. John McGraw — .589 (2840-1984) |
| 2. Billy Southworth — .5934 (1064-729) | 6. Al Lopez — .581 (1422-1026) |
| 3. Frank Chance — .5929 (932-640) | 7. Sparky Anderson — .577 (1426-1047) |
| 4. Earl Weaver — .5917 (1407-971) | |

Winning: Earl has won 6 Eastern Division titles ('69, '70, '71, '73, '74, '79), 4 American League pennants ('69, '70, '71, '79) and one World Series ('70) . . . He has finished 1st or 2nd in 13 of 16 tries (O's were 3rd in '72, and 4th in both '78 and '85).

Under his leadership, Baltimore has won 90 or more games in 12 of 14 full seasons, including 100 or more 5 times.

He had a losing record at Fitzgerald, Ga. in '57, his first full year as a manager (and first year in the O's organization), but **has been over .500 in each of his next 26 seasons** including '85).

In 21 of his last 25 seasons (or portions thereof), his clubs have finished 1st or 2nd . . . He has finished as low as 4th only twice ('78 and '85) in the last 22 seasons (after Fox Cities in '61).

All-Time Wins List: Earl ranks tied for 17th on the all-time managerial wins list (20th century exclusively) with the modern O's first skipper, **Jimmie Dykes** at 1407. The list is topped by **Connie Mack** (3776) and another former Orioles manager, **John McGraw**, (2840).

Among actives Earl trails: **Gene Mauch**—1734 and **Sparky Anderson**—1426.

- | | | |
|-------------------------------|---------------------------------|----------------------------------|
| 1. Connie Mack —3773 | 7. Casey Stengel —1926 | 13. Sparky Anderson —1426 |
| 2. John McGraw —2840 | 8. Bill McKechnie —1898 | 14. Al Lopez —1422 |
| 3. Bucky Harris —2159 | 9. Gene Mauch —1734 | 15. Miller Huggins —1413 |
| 4. Joe McCarthy —2126 | 10. Ralph Houk —1619 | 16. Dick Williams —1412 |
| 5. Walter Alston —2040 | 11. Fred Clarke —1602 | 17. Earl Weaver —1407 |
| 6. Leo Durocher —2010 | 12. Clark Griffith —1491 | 17. Jimmie Dykes —1407 |

100-Win Seasons: Earl has won 100 or more 5 times ('69-109, '70-108, '71-101, '79-102 and '80-100). He is tied with **Connie Mack** for 2nd place behind **Joe McCarthy**, a 6-time 100-game winner.

Sparky Anderson, **Frank Chance** and **John McGraw** have managed four 100-game winning clubs and **Billy Southworth** had 3.

During his first 3 full seasons ('69, '70, '71), his teams tied the major league record for most consecutive 100-win campaigns joining the Philadelphia A's ('29-'30-'31) and the St. Louis Cardinals ('42, '43, '44).

Vs. Individual Managers (thru '85): In head to head competition against his most frequent adversaries, Earl is: vs. **Ralph Houk** (119-75, .613) . . . vs. **Sparky Anderson** (39-26, .600, including 4-1 in '70 WS) . . . vs. **Gene Mauch** (49-36, .576), and vs. **Billy Martin** (94-86, .522, including 3-0 in '69 ALCS).

Sep.-Oct. Record: Earl's won-lost record (regular season only) in September-October is 301-181 (.624) which breaks down to 281-171 in September and 20-10 in October.

Last year the O's were only 16-19 in that period, but in his final full season as the Birds' manager, 1982, they went 22-10 (.688) in Sep.-Oct. and 33-11 (.750) from August 20 thru the end of the season. That was the year the O's beat the Brewers 3 straight times in the final series of the year to tie Milwaukee for 1st place before losing the final game and the pennant on the last day.

Ejections: Earl was ejected from 4 games in '85, boosting his lifetime total to 93 including one spring training exhibition ('80) and a '69 World Series game. The O's are 46-47 in games from which Earl has been ejected.

He had been back on the job for 5½ weeks last year before being thumbed by **Dale Ford** in Minny on July 22 for disputing a catch-trap call on a play by Twins outfielder **Randy Bush**. Before leaving the premises that night, Earl paid a call to Bush in left field just to get his point of view.

John Hirschbeck threw Earl and Rick Dempsey out of a game in Texas on August 11. Then on September 29, he was ejected twice—in the 1st game by **Nick Bremigan** and while exchanging lineups for the 2nd game by **Jim Evans**.

That double elimination was the 2nd of his career and drew Earl his 6th lifetime suspension. He had been bumped twice on August 15, '75 at Baltimore by **Ron Luciano**.

Speaking of Luciano, he and **Marty Springstead** lead the parade of ejectors with 7 apiece, followed by **Evans** and **Bill Haller**(5) . . . Among those who never threw Earl out of a game were **Jim Honochick** and the late **Nestor Chylak**.

Earl's busiest ejections season was 1975 when he exited early on 10 occasions. He has been tossed out by 41 different arbiters, including two amateurs during the '79 umpires' strike, one of those was **Jim O'Connor**, a Baltimore teacher who umpires locally, but once worked at the AAA level in the minors.

His 6th suspension which he served Oct. 1-2-3 was of 3 games duration. The only longer one imposed on him was the result of an incident with **Terry Cooney** at Memorial Stadium on July 17, '82 after which he sat down for a week. That resulted from physical contact between **Earl** and **Cooney**.

EARL S. WEAVER (Cont.)

Clinching/Elimination: The earliest an Earl Weaver club has clinched a division championship was September 13, 1969 after 146 games when the Birds with a record of 101-45 held a first place lead of 18½ games.

The earliest elimination in Earl's career was September 23, 1981 after 148 games. The O's at that point were 79-69, in 3rd place and 14½ games back of Toronto.

CSWS: Earl shares with **Sparky Anderson** the major league record for Most LCS (6), and Most LCS Games Managed (22), and is 2nd to **Anderson** in LCS Games Won (17 to 15).

Weaver's clubs have won 4 of 6 ALCS with an overall record 15-7 (swept in '69, '70 & '71; lost 2-3 in '73; lost 1-3 in '74 and won 3-1 in '79).

He is 1-3 in 4 World Series, 11-13 in games (lost 1-4 in '69; won 4-1 in '70, lost 3-4 in '71 and '79). He is 26-20 (.565) overall in post-season play.

He is one of 12 in big league history to have managed in 4 or more World Series. Tops on that list is **Casey Stengel** (10), followed by **Joe McCarthy** and **John McGraw** (9 each). Among active, **Anderson** (5) is the leader, and Earl is next with 4.

All-Star Games: Earl managed in 4 All-Star games ('70, '71, '72, '80). Though he was only 1-3, he had the distinction in 1971 at Detroit of leading the A.L. All-Stars to their lone victory between '82 (2nd game) and '83. **Frank Robinson** was the MVP of the '71 game.

Earl was also the A.L.'s "honorary manager" in '74. He was named to manage the A.L. in May because **Dick Williams**, who had won the pennant the year before (at Oakland) was un-employed at the time. However, **Williams** returned to baseball July 1st (to manage Angels) and was appointed A.L. skipper.

Winter Leagues/Japan: He managed Santurce in the Puerto Rican League during the winters of '66-'67 and '67-'68, winning the post-season playoffs the first year and the pennant the next. . . . He also managed the O's Arizona Instructional League clubs at Scottsdale during a number of off-seasons.

He has twice managed in Japan on post season tours. In '79 he led a group of A.L. stars against the National League on a 3-week tour and in '71 he directed the O's to a 12-2-4 record against Japanese competition on a month-long trip.

Manager of the Year & Other Awards: Earl made a clean sweep of the "Manager of the Year" awards for the first time in '79. . . . He was picked as the major league's top skipper by THE SPORTING NEWS for the 2nd time in 3 years ('77, '79); by the Associated Press as the A.L.'s best for the 3rd time in 7 years ('73, '77, '79), and by United Press International, also as the A.L.'s best, for the first time ever.

In '77 when he captured the TSN & AP awards, UPI's went to **Bob Lemon**, then with the White Sox.

He is one of 4 Orioles skippers to have earned one or more major "Manager of the Year" awards along with **Paul Richards**, **Harb Bauer** and **Joe Altobelli**.

In the Beginning: His managing career began while Earl was playing for the independent Knoxville club in the Class A South Atlantic (Sally) League in '56. Late in the season the club was 20 games under .500 and Manager **Dick Bartel**, a former 18-year infielder in the majors, was fired and Earl named to pilot the club thru the rest of the schedule. He went 10-24.

That winter, **Jim McLaughlin**, then the Orioles' farm director, and his assistant, **Harry Dalton**, both of whom knew Earl as a player and were impressed with his potential as a manager, hired him to run the Fitzgerald club, one of 8 teams in the O's farm system.

"Thanks Earl" Day/Fond Farewell: He was honored on a beautiful Sunday afternoon September 19, '82, just a couple weeks prior to his retirement. Some 41,127 turned out to pay their respects during an often emotional and moving one hour, 15 minute pre-game ceremony on "Thanks Earl" Day.

The dramatic quality of the day was further enhanced by **Rich Dauer** whose 2 out, bottom of the 10th inning home run gave the O's a "sudden death" victory over the Indians, and by an impromptu post-game fan demonstration of affection.

Then, exactly 2 weeks later, he was honored, informally, again after the final game of the season, in which the O's lost the division title in a head-to-head fight with the Brewers.

While the Brewers celebrated their 1st division championship in the middle of the field, most of the 51,462 fans in the stands remained to bid the home town team and its outgoing manager a fond farewell that lasted for some 45 minutes.

It was perhaps the most heart-warming and emotional ad lib display of affection ever displayed at Memorial Stadium.

PLAYING CAREER

Earl was a minor league 2nd baseman for 13 years, mostly in the St. Louis Cardinals system, and played as high as "AA". He was signed for the Cardinals by **Walter Shannon** who later served as the O's farm director.

Earl trained with the Cardinals big club in the spring of '52, but that became an academic experience when **Red Schoendienst**, the incumbent 2nd baseman, ended a holdout and signed his contract.

He played on pennant winner during each of his first 4 pro seasons; led his league in fielding 5 times, was a 3-time league "MVP" (Illinois State League—'48 . . . Western Association—'49 . . . Western League—'51), and was named to league all-star teams 5 times.

PERSONAL

He is a graduate of Beaumont High School in St. Louis . . . An ardent golfer and a dedicated gardener . . . Earl and O's Groundskeeper **Pat Santarone**, long-time friends who first met when both worked with the Elmira Pioneers in the Eastern League, wage an annual competition to see who can grow the largest tomatos.

They collaborated several years ago in developing a plant food ("Earl and Pat's Tomato Food"), and it has become a best seller . . . Marketed and manufactured by Plantabbs Corporation, it can be used with any vegetable harvested above ground.

Earl and his wife, **Marianna**, now live permanently in Hialeah, FL (their home overlooks a golf course) . . . He has 3 children by a previous marriage: **Michael Earl** (Atlanta), **Rhonda Lee** (Houston), and **Theresa Ann** (St. Louis), and a step-daughter, **Kim** (Baltimore), plus 6 grand-children.

MANAGERIAL CAREER

YR	CLUB	W-L	PCT.	POS.	YR	CLUB	W-L	PCT.	POS.
1956	Knoxville	10-24	.294	8th	1971	Baltimore	101-57	.639	1st
1957	Fitzgerald	65-74	.468	4th	1972	Baltimore	80-74	.519	3rd
1958	Dublin	72-56	.563	3rd	1973	Baltimore	97-65	.599	1st
1959	Aberdeen	69-55	.556	2nd	1974	Baltimore	91-71	.562	1st
1960	Fox Cities	82-56	.594	1st	1975	Baltimore	90-69	.566	2nd
1961	Fox Cities	67-62	.519	4th	1976	Baltimore	88-74	.543	2nd
1962	Elmira	72-68	.514	2nd	1977	Baltimore	97-64	.602	2nd-T
1963	Elmira	76-64	.543	2nd	1978	Baltimore	90-71	.559	4th
1964	Elmira	82-58	.586	1st	1979	Baltimore	102-57	.642	1st
1965	Elmira	83-55	.601	2nd	1980	Baltimore	100-62	.617	2nd
1966	Rochester	83-64	.565	1st	1981	Baltimore	59-46	.562	2nd*
1967	Rochester	80-61	.567	2nd	1982	Baltimore	94-68	.580	2nd
1968	Baltimore	48-34	.585	2nd	1985	Baltimore	53-52	.505	4th
1969	Baltimore	109-53	.673	1st					
1970	Baltimore	108-54	.667	1st					
*Composite finish in split season					Pro Totals 2242-1668 .573				
					M.L. Totals 1407-971 .592				

PLAYING CAREER RECORD

YEAR CLUB	PCT.	G	AB	R	H	2B	3B	HR	RBI
1948 West Frankfort	.268	120	447	96	120	20	4	2	49
1949 St. Joseph	.282	138	500	80	141	22	4	2	101
1950 Winston-Salem	.276	127	439	57	121	20	0	3	60
1951 Houston	.233	13	43	9	10	4	0	0	2
Omaha	.279	142	506	81	141	35	2	0	52
1952 Houston	.219	57	201	24	44	7	1	2	21
Omaha	.278	97	353	63	98	15	0	0	34
1953 Omaha	.243	141	478	57	116	16	0	3	47
1954 Denver	.283	143	541	124	153	30	2	6	59
1955 New Orleans	.278	119	392	77	109	19	2	6	69
1956 Mont.-Knox.	.237	113	417	47	99	10	3	4	22
New Orleans	.228	26	101	11	23	4	0	0	8
1957 Fitzgerald	.288	112	354	70	102	15	3	6	38
1958 Dublin	.294	37	85	27	25	6	0	4	21
1959 Aberdeen	.200	13	35	8	7	2	0	0	3
1960 Fox Cities	.233	28	30	3	7	1	0	0	4
1961 Fox Cities									
1962-63-64 Elmira									
1965 Elmira	.000	1	0	0	0	0	0	0	0
Pro Totals	.267	1427	4922	834	1316	226	21	38	590

TERRENCE (TERRY) MICHAEL CROWLEY

Born: Feb. 16, '47; 6'01"; 182; Batted, L; Threw, L; Position: 1B, DH, OF

Birthplace/Residence: Born and raised in Staten Island, NY, but has lived in Baltimore since '70.

Tenure: This is his 21st season in professional baseball . . . He has spent 17 years in the Baltimore organization . . . Had 11 years, 91 days of service as a major league player.

Signed Originally with: Orioles.



Coaching: Received his first taste of coaching in the pro ranks in '84 as the O's minor league batting instructor . . . Was elevated to O's batting coach in November of that year after the retirement of **Ralph Rowe** . . . Works with hitters on both minor and major league levels, but primarily with big club.

Major League Career: Spent 12½ seasons in the major leagues with 4 different clubs . . . Was with Baltimore organization '66 to '72, Cincinnati in '74 and '75, Atlanta in '76 and Baltimore again from '78 thru '82 . . . Finished playing career with Montreal in '83.

Pinch-Hitting: One of 10 players in major league history to have over 100 career pinch-hits . . . Seventh on all-time list with 101 . . . Lifetime pinch-hit average was .260 (420-109, 5 hrs, 69 rbi and 53 walks) . . . On-base pct. of .353 (174-for-493) . . . With O's on as a pinch-hitter he batted .285 (79-for-277, 5 hrs, 54 rbi, 32 walks) with an on-base mark of .383 (87-for-218).

Pinch-Homers: Hit 5 lifetime pinch-hit homers including grand slams off Cleveland's **Larry Andersen** at Baltimore on Sep. 1, '77 and Kansas City's **Mike Armstrong**, Aug. 8, '82.

ORIOLES LIFETIME PINCH-HIT LEADERS (THRU 1985)

PINCH HITS	PINCH- HITTER	PINCH HITS	PINCH- HITTER
79-	Terry Crowley	26-	Gary Roenicke
35-	Benny Ayala	25-	Russ Snyder
35-	Bob Hale	23-	Ellie Hendricks
32-	Bob Boyd	23-	Al Pilarcik
32-	Charlie Lau	23-	Boog Powell
30-	Bob Johnson	23-	Gene Woodling
30-	Pat Kelly	22-	Al Bumbry
29-	John Lowenstein	21-	Curt Motton
27-	Jim Dwyer	20-	Tom Shopay
27-	Dave Philley	20-	Dick Williams

1982: Collected career pinch-hit no. 100 off Kansas City's **Dwight Gooden** on Aug. 6 . . . Also contributed 2 of the O's record-setting 11 pinch-hit home runs that season.

Best Season '80: Set personal highs in runs (30), hits (67), home runs (12) and rbi (50) . . . Hit 3rd grand slam of career off Chicago's **LaMarr Hoyt** on Aug. 5 and drove in winning run 3 times in late innings.

ALCS/WS: Appeared in 2 World Series with O's ('70, '79) and one with Cincinnati ('75) . . . Played in LCS each of those years. Hit 250 (3-for-12) in post season.

'79 World Series: Delivered the game-winning hit of game 5 in O's 9-6 win over Pittsburgh . . . Blasted a bases-loaded double off Pirate reliever **Kent Tekulve** scoring tying and winning runs . . . His blow highlighted a 6-run 8th inning for the O's.

'77-'78: Was 20-for-53 as pinch-hitter combined for these seasons . . . Played only 18 games in Baltimore in '77 but was 7-for-15 (.467) as pinch-hitter, 4th best in the A.L. . . . Batted .342 (13-for-38) as pinch-hitter in '78, 10th best in the league.

Cincinnati '74-75: Was the Reds principal pinch-hitter . . . Called on to hit 58 times each season . . . Best season was .265 (13-for-49) in '75.

Designated Hitter: Had a lifetime average of .262 (125 for 478) with 15 homers in 172 games as a dh . . . Was the O's 1st dh ever, opening day, '73.

Montreal '83: Completed his major league playing career with Expos . . . Batted .182 (8-for-44) with 3 rbi in 50 games.

Minors: Spent parts of 7 seasons in the minor leagues . . . Had best year at Rochester in '77, his last in the minors . . . Led International League in homers (30), despite being called up to Baltimore on Aug. 12 . . . Finished 2nd in IL "MVP" voting to Pawtucket's **Ted Cox** . . . Picked for all-star team . . . Hit .308 (124-for-403) that season with 80 rbi.

Amateur Background: "Crow" was scouted and signed for the O's by **Frank McGowan**, **Walter Shannon**, and the late **Joe Torre, Sr.** . . . He enjoyed an outstanding baseball career at Staten Island's Curtis High and later played baseball at Long Island University.

He is one of several 1st basemen to have made it to the majors from New York: **Lou Gehrig**, **Frank and Joe Torre**, and **Joe Peptone**, **Mike Flore**, **Ed Kranepool**, and **Curt Blefary** (born in Brooklyn) are among the others.

Personal: Terry and his wife, the former **Janet Boyle**, have 4 children: **Karlen** (1/19/64), **Terry, Jr.** (1/2/68), **Jimmy** (10/16/69), and **Karen** (8/29/76).

YEAR CLUB	AVG.	G	AB	R	H	2B	3B	HR	RBI	BB	SO	SB	CS	HP
1966 Miami-1	.255	19	51	13	1	0	0	0	3	5	3	0	0	0
1967 Miami	.262	135	497	50	130	24	10	3	49	61	51	21	4	5
1968 Elmira	.271	55	181	19	49	8	1	0	22	26	25	7	2	1
1968 Rochester	.262	75	271	37	71	13	3	8	34	35	54	1	1	0
1969 Rochester	.282	132	475	78	134	24	2	28	83	69	61	11	4	1
1969 Baltimore	.333	7	18	2	6	0	0	0	3	1	4	0	0	0
1970 Baltimore	.257	83	152	25	39	5	0	5	20	35	26	2	0	0
1971 Rochester	.282	78	259	56	73	9	4	19	63	52	40	2	0	1
1971 Baltimore	.174	18	23	2	4	0	0	0	1	3	4	0	0	0
1972 Baltimore	.231	97	247	30	57	10	0	11	29	32	26	0	0	1
1973 Baltimore-2	.206	54	131	16	27	4	0	3	15	16	14	0	0	1
1974 Cincinnati	.240	84	125	11	30	12	0	1	20	10	16	1	0	1
1975 Cincinnati-3	.268	66	71	8	19	6	0	1	11	7	6	0	0	0
1975 Atlanta-4	.000	7	6	0	0	0	0	0	1	0	0	0	0	0
1976 Rochester-5	.261	20	69	4	18	7	0	2	7	9	10	1	1	0
1976 Baltimore	.246	33	61	5	15	1	0	0	5	7	11	0	0	1
1977 Rochester	.308	108	403	69	124	24	2	30	80	42	29	0	0	2
1977 Baltimore	.364	18	22	3	8	1	0	1	9	1	3	0	0	0
1978 Baltimore	.253	62	95	9	24	2	0	0	12	8	12	0	0	1
1979 Baltimore	.317	61	63	8	20	5	1	1	8	14	13	0	0	1
1980 Baltimore	.288	92	233	33	67	8	0	12	50	29	21	0	0	0
1981 Baltimore	.246	68	134	12	33	6	0	4	25	29	12	0	0	0
1982 Baltimore	.237	65	93	8	22	2	0	3	17	21	9	0	0	0
1983 Montreal-6	.182	50	44	2	8	0	0	0	3	9	4	0	0	1
A.L. Totals	.253	658	1272	153	322	44	1	40	194	196	155	2	0	5
N.L. Totals	.232	207	246	21	57	18	0	2	35	26	26	1	0	2
M.L. Totals	.250	865	1518	174	379	61	1	42	229	212	181	3	0	7

* Led League

1—Selected by Baltimore organization in June '66 free agent draft (11th round, regular phase) . . . Signed on 8/10/66.

2—Contract sold to Texas Rangers on 12/6/73 . . . Rangers in turn sold contract to Cincinnati Reds on 3/19/74.

3—Acquired by Atlanta Braves from Cincinnati Reds in deal for pitcher Mike Thompson on 4/6/76.

4—Released by Braves on 5/6/76 and signed by Rochester as free agent on 5/25/76.

5—Contract purchased by Baltimore from Rochester on 6/27/76.

6—Released by Orioles on 4/4/83 and signed by Montreal on 5/25/83.

League Championship Series Record

YEAR CLUB, OPP.	AVG.	G	AB	R	H	2B	3B	HR	RBI	BB	SO	SB	CS	HP
1970 Bal. vs. Min.	.000	2	2	0	0	0	0	0	0	0	0	0	0	0
1975 Cin. vs. Pit.	.000	1	1	0	0	0	0	0	0	0	0	0	0	0
1979 Bal. vs. Cal.	.500	2	2	0	1	0	0	0	1	0	0	0	0	0
L.C.S. Totals	.200	5	5	0	1	0	0	0	1	0	0	0	0	0

World Series Record

YEAR CLUB, OPP.	AVG.	G	AB	R	H	2B	3B	HR	RBI	BB	SO	SB	CS	HP
1970 Bal. vs. Cin.	.000	1	1	0	0	0	0	0	0	0	0	0	0	0
1975 Cin. vs. Bos.	.500	2	2	0	1	0	0	0	0	0	1	0	0	0
1979 Bal. vs. Pit.	.500	5	4	0	1	1	0	0	2	1	0	0	0	0
W.S. Totals	.286	8	7	0	2	1	0	0	2	1	1	0	0	0


ELROD (ELLIE) JEROME HENDRICKS

Born: Dec. 22, '40; 6'1"; 185; Batted, L; Threw, R; Position:

Birthplace/Residence: Born and raised in St. Thomas, V.I. . . . Has lived in Baltimore area (Randallstown) since '70.

Tenure: This is his 27th season in professional baseball . . . He has spent 16½ years in Baltimore organization . . . Had 10 years, 89 days service as a major league player.

Signed Originally with: Milwaukee (Atlanta) Braves.



Major League Career: When he first joined the O's in '69, Ellie had spent 9 seasons in the minors . . . During the 18 years that have elapsed since then, he has been with Baltimore for nearly 18½.

He played for the Cubs during the last 6 weeks of '72 (Tommy Davis deal) before returning to the O's that winter, then logged 1½ years in the Yankees organization from June '76 thru the '77 season before rejoining the Birds.

Coach: Ellie was appointed bullpen coach in Nov. '77 . . . He also served as a player-coach for parts of the '78 and '79 seasons . . . He has also supervised off-season workouts the last 7 winters for players living in the Baltimore area.

He was the American League's batting practice catcher and bullpen coach for the 1982 all-star game in Montreal.

'79 Season: He coached exclusively all year until Sep. 1 when the roster expanded to 40 men . . . He made only one appearance in a game at Detroit on Sep 19, and went 0-for-1 with a throwing error from behind the plate . . . He was not eligible for post-season play.

'78 Season: He started the season as a coach, but was activated six weeks later (on May 18) replacing Gary Roenicke who was optioned to Rochester. Ellie remained on the player list for the remainder of the year while also continuing as a coach.

Last Home Run: Ellie hit his last big league home run on Aug. 23, a blast off Oakland's Dave Heaverlo.

'78 Batting/ERA Leader: In 13 games Ellie batted .333 (6-for-18), and in his one career pitching stint he compiled a 0.00 ERA, thus leading the club in both categories (actually he tied Dave Ford in ERA . . . Ford pitched 15 scoreless innings in Sep.).

His pitching career took place in Toronto on June 26 where the O's were absorbing a 24-10 pasting by the Blue Jays . . . Ellie worked 2.1 innings, allowing no runs, one hit and one walk while putting an end to the carnage that had been inflicted on four predecessors (Mike Flanagan, Joe Kerrigan, Tippy Martinez and outfielder Larry Harlow) . . . Don Stanhouse then pitched the final inning and, inspired by Ellie's effort, he, too, held the Jays scoreless.

Yankees '76-'77: In '76 Ellie played in 26 games for the Yankees after the June 15 trade from Baltimore and batted .210 (12-for-57).

Ellie spent '77 shuttling between New York and Syracuse. He played in only 10 games for the Yankees and was not eligible for post-season play.

Orioles ('68-'76): Ellie had been with the O's for nearly 9½ years when he was traded to the Cubs for Tommy Davis in Aug. '71 . . . However, when the season ended, he was reacquired by Baltimore.

100 Games/Year: Ellie played in more than 100 games in each of the O's 3 pennant-winning seasons of '69-'70-'71 . . . He and Andy Etchebarren more or less split the regular catching job from '68 thru '71.

Weaver/Lane: Earl Weaver and Frank Lane were instrumental in convincing the O's to draft him from the Angels' AAA Seattle affiliate in Nov. '67 . . . Ellie had played for Weaver in Puerto Rico previously and Lane had scouted him in Mexico.

Odds and Ends: Ellie hit 2 grand slams for the Birds, both in Memorial Stadium: July 20, '70 off Chicago's Barry Moore, and Aug. 18, '75 off the Twins Dave Goltz . . . He nearly always caught when Mike Cuellar was pitching . . . He led the O's in batting on the '71 Japan tour with a .400 average (16-for-40).

ALCS/WS: He compiled a .273 average (18-for-66) in 23 postseason games for the O's and Yankees (comprising five championship and four World Series).

'70 WS: Ellie hit .364 (4-for-11) against the Reds with a home run and double and contributed significantly to the O's wins at Cincinnati in games 1 and 2.

In the opener, the Reds jumped out 3-0, but Ellie tied it in the 5th with a home run off Gary Nolan and the O's went on to win on Brooks' homer in the 7th . . . There was a play in the Cincinnati 6th in which Ellie was involved and that was as important as the home run . . . See "Carbo-Burkhart Incident" below.

"Carbo-Burkhart" Incident: One inning after Ellie had tied the game with his home run, the Reds had Bernie Carbo on 3rd, representing the lead run, and only one out (Brooks had retired Lee May leading off the inning on a sensational play).

Pinch-hitter Ty Cline then chopped a high bouncer in front of the plate . . . As Ellie went out and grabbed it, Carbo headed home, Ellie dove and tagged Carbo a few feet up the line and Umpire Ken Burkhart, who had been spun around by the runners as they converged so that his back was to the play, called Carbo out.

Films later revealed that Ellie had tagged Carbo with one hand while holding the ball in the other, and that Carbo had missed the plate.

Puerto Rico: Ellie played for Santurce in the Puerto Rico Winter League each year from '60-'77 except in '71 when the O's went to Japan . . . His 112 homers in that loop rank him second on the all-time list to former St. Louis Browns outfielder Willard Brown (120).

Minors: He enjoyed his best minor league seasons in Jalisco in the Mexican League (AAA) where he hit 109 homers in 4 years and was known as the "Babe Ruth of Mexico" . . . In his last season there ('67), he led the league in homers (41) and was second in RBI (112).

He started his career in the Milwaukee Braves' organization ('59-'60), then spent 2 years at Winnipeg in the Cardinals system ('62-'63) before going to Mexico.

Personal: Ellie is one of the most popular personalities ever to wear an Orioles uniform . . . He is an accomplished after-dinner speaker and is very active in community projects in the Baltimore area . . . Speaks fluent Spanish . . . Plays the flute.

Ellie was selected as the first "Man of the Year" by the Baltimore chapter of the National Conference of Christians and Jews in Feb. '83 in recognition of his outstanding service to the community.

He has operated a two-week baseball camp for youngsters the past 4 summers at McDonogh School in Owings Mills.

He and his wife, Merle, were married Jan. 14, '70 and are the parents of two sons: Ryan (8/3/72) and Ian Christopher (11/28/76). They have lived in the Randallstown area, near Baltimore, since the early '70's.

Ellie has 4 children by a previous marriage: Abigail (7/13/62), Elrod, Jr., (4/7/64), Elroy (10/17/65), and Berecia (8/25/67).

League Championship Series Record

YEAR CLUB, OPP.	AVG.	G	AB	R	H	2B	3B	HR	RBI	BB	SO	SB	CS	HP
1969 Bal. vs. Min.	.250	3	8	2	2	2	0	0	3	1	2	0	0	0
1970 Bal. vs. Min.	.400	1	5	2	2	0	0	0	0	0	1	0	0	0
1971 Bal. vs. Oak.	.500	2	4	1	2	0	0	1	2	1	1	0	0	0
1974 Bal. vs. Oak.	.167	3	6	1	1	0	0	0	0	1	3	0	0	0
1976 N.Y. vs. K.C.	1.000	1	1	0	1	0	0	0	0	0	0	0	0	0
Totals	.333	10	24	6	8	2	0	1	5	3	7	0	0	0

ELLIE HENDRICKS (Cont.)

World Series Record

YEAR CLUB, OPP.	AVG.	G	AB	R	H	2B	3B	HR	RBI	BB	SO	SB
1969 Bal. vs. N.Y.	.100	3	10	1	1	0	0	0	0	1	0	0
1970 Bal. vs. Cin.	.364	3	11	1	4	1	0	1	4	1	2	1
1971 Bal. vs. Pit.	.263	6	19	3	5	1	0	1	0	1	3	3
1976 N.Y. vs. Cin.	.000	2	2	0	0	0	0	0	0	0	0	0
Totals	.238	14	42	5	10	2	0	1	5	5	5	4

YEAR CLUB	AVG.	G	AB	R	H	2B	3B	HR	RBI	BB	SO	SB
1959 McCook	.235	25	34	6	8	1	0	0	3	13	4	1
1960 Wellsville	.235	73	217	36	51	8	1	11	36	28	52	0
1961												
1962 Winnipeg	.211	69	213	25	45	7	2	3	22	27	36	2
1963 Winnipeg	.280	22	50	10	14	0	0	3	12	8	6	2
1964 Jalisco	.292	67	202	43	59	8	4	10	45	48	38	2
1965 Jalisco	.285	128	411	100	117	14	8	35	98	102	85	4
1966 Jalisco	.301	122	386	78	116	19	2	23	87	107	55	4
1966 El Paso	.268	18	56	6	15	2	0	3	12	7	14	0
1967 Jalisco	.316	131	434	124	137	18	4	41	112	94	60	11
1967 Seattle	.222	13	36	3	8	1	0	2	4	2	12	0
1968 Baltimore	.202	79	183	19	37	8	1	7	23	19	51	0
1969 Baltimore	.244	105	295	36	72	5	0	12	38	39	44	0
1970 Baltimore	.242	106	322	32	78	9	0	12	41	33	44	1
1971 Baltimore	.250	101	316	33	79	14	1	9	42	39	38	0
1972 Baltimore	.155	33	84	6	13	4	0	0	4	12	19	0
1973 Baltimore	.116	17	43	7	5	1	0	2	6	13	8	0
1973 Baltimore	.178	41	101	9	18	5	1	3	15	10	22	0
1974 Baltimore	.208	66	159	18	33	8	2	3	8	17	25	0
1975 Baltimore	.215	85	223	32	48	8	2	8	38	34	40	0
1976 Bal.-N.Y. (AL)†	.174	54	132	8	23	2	0	4	9	10	23	0
1976 New York (AL)	.273	10	11	1	3	1	0	1	3	0	2	0
1977 Syracuse‡	.281	56	135	30	38	9	0	11	37	21	16	0
1978 Baltimore	.333	13	18	4	6	1	0	1	1	3	3	0
1979 Baltimore	.000	1	1	0	0	0	0	0	0	0	0	0
A.L. Totals	.222	694	1845	198	410	65	7	60	213	217	311	1
N.L. Totals	.116	17	43	7	5	1	0	2	6	13	8	0
M.L. Totals	.220	711	1888	205	415	66	7	62	219	230	319	1

* Contract selected for \$25,000 in major league draft from Seattle roster (Angels) on 11/28/67. Released to Chicago Cubs on 8/18/72 in straight waiver deal for outfielder Tommy Davis. Released to Baltimore on 10/30/72 in exchange for catcher Francisco Estrada.

† Traded to New York on 6/15/76 along with pitchers Ken Holtzman, Doyle Alexander, Grant Jackson and Jimmy Freeman (assigned from Rochester to Syracuse) in deal for pitchers Tippy Martinez, Mike May, Dave Pagan, and Scott McGregor (assigned from Syracuse to Rochester) and catcher Dempsey.

‡ Agreed to terms with Baltimore as free agent in Nov. '77.

CALVIN (CAL) EDWIN RIPKEN

Born: Dec. 17, '35; 5'11"; 170; Batted, R; Threw, R; Position:

Birthplace/Residence: Born, grew up, and still lives in Aberdeen MD.

Tenure: This is his 30th season in professional baseball (all with Baltimore organization).

Signed Originally with: Baltimore.



Coach: Cal joined the Orioles' coaching staff in '76, replacing George Staller, who had retired after the '75 season. . . . Served as the O's bullpen coach until June 27, '77, when he took over at first base following Billy Hunter's appointment as manager of the Texas Rangers.

Father and Son: Cal's son, Cal, Jr. joined the Orioles in 1982, giving the Birds one of the few father-son combinations on the same team in major league history. Among the others are Connie (manager) and Earle (player) Mack of the Philadelphia A's (1910-11, 1913-14); Jim (coach) and Mike (player) Hegan of the New York Yankees (1964, '66-'67, '73) and Yogi (mgr.) and Dale (player) Berra (1946-'50) also of the Yankees. For biography on Cal Jr. see page 188.

In addition, Cal's youngest son, Billy was selected by Baltimore in the June '82 free agent draft (11th round, regular phase) as an

year old shortstop. Billy played at Charlotte (Southern League), Hagerstown (Carolina League) and Daytona Beach (Florida State League) last year.

Managing: Cal managed in the Orioles' farm system from '61 thru '74, a span of 13 plus seasons which represents the longest tenure of any minor league skipper in O's history. Earl Weaver and Joe Altobelli are tied for 2nd with 11 years each. . . . During that period, Cal managed at all levels except "rookie" league.

As a player-manager had a losing record in 2 seasons, then retired from active status following the '62 campaign. . . . In 12 years as a nonplaying skipper finished below .500 only once.

Won the 1st of 2 pennants at Aberdeen (Northern League) by 12 games with a club that included Jim Palmer, Andy Etchebarren, Eddie Watt, and Mark Belanger. . . . Was chosen "Manager of the Year" in that loop. . . . Finished 1st again in '72 at Asheville in the AA Southern League.

Managed at Rochester in '69 and '70 (preceding Joe Altobelli), then moved to Dallas-Ft. Worth (AA-Texas) in '71. . . . Last 3 seasons as a manager were at Asheville, '72 thru '74.

Earlier had managed clubs in Leeburg, Fla. (his 1st managerial assignment in '61); Appleton, Wis. ('62); Aberdeen, S.D. ('63, '64, '66); Kennewick-Richland-Pasco, Wash. (Tri-City) ('65); Miami, Fla. ('67); and Elmira, N.Y. ('68).

Scout: In '75, he turned to scouting, primarily at the professional level. . . . In addition, did some free agent scouting and also served as a "trouble shooter" in the farm system.

Playing Career: Was a catcher in the O's organization although also played 3rd base and the outfield and even pitched. . . . Enjoyed best year under Earl Weaver at Fox Cities (I.I.L. League) in '60. . . . Became a player-manager for 1st time midway thru the '61 season.

Personal: Conducts a number of clinics and works for the O's speakers' bureau during the off-season. . . . His brother, Bill, played the outfield in the Brooklyn Dodgers' organization.

Cal and his wife, Vi, were married on Nov. 30, '57. . . . They have 4 children: Ellen Leigh (3/22/59), Calvin Jr. (8/24/60), Fred (11/25/61), and Billy (12/16/64).

YEAR CLUB	PCT.	G	AB	R	H	2B	3B	HR	RBI
1957 Phoenix	.274	1212	398	68	109	15	6	7	60
1958 Wilson	.216	118	393	40	85	20	2	4	33
1959 Pensacola	.292	61	219	36	64	14	3	2	35
Amarillo	.203	30	69	6	14	2	0	0	3
1960 Fox Cities	.281	107	356	59	100	20	4	9	74
1961 Little Rock	.185	32	81	6	15	2	1	1	8
Leesburg	.236	52	127	20	30	3	0	1	13
Rochester	.083	11	24	2	2	0	0	1	2
1962 Appleton	.273	58	143	25	39	9	0	4	36
1963 Aberdeen									
1964 Aberdeen	.000	2	1	0	0	0	0	0	0
Pro totals	.253	583	1811	262	458	85	16	28	269


FRANK ROBINSON

Born: Aug. 31, '35; 6'1"; 195; Batted, R; Threw, R; Position: OF

Birthplace/Residence: Born in Beaumont, TX, but grew up in Oakland, CA. . . . Now lives in Bel Air, CA (near Los Angeles).

Tenure: Beginning his 34th year in professional baseball including 30+ years in majors as player, manager, and coach.

Signed Originally with: Cincinnati.



Frank is on his 3rd tour of duty with the Orioles, his 2nd as a coach. . . . This will be his 11th season in an O's uniform.

FRANK ROBINSON (Cont.)

Hall of Fame: He was elected to the Hall of Fame at Cooperstown in '82 along with **Hank Aaron** after being named as 89% of the ballots cast (370-415). That was the 1st of 4 straight years during which a former Oriole has been elected to the Hall. Frank is one of only 15 to have been elected to the Hall in his 1st year of eligibility (that list includes former teammate **Brooks Robinson**).

Frank was the 2nd of 6 ex-O's to be so honored (date of election in paren): **Robin Roberts** ('76), **Brooks Robinson** ('83), **George Kell** ('83), **Luis Aparicio** ('84) and **Hoyt Wilhelm** ('85). In his official portrait at Cooperstown, he is wearing a Baltimore uniform.

MANAGING/COACHING

Record As Manager

YEAR	CLUB	WON	LOST	FINISH
1975	Cleveland	79	80	4th
1976	Cleveland	81	78	4th
1977	Cleveland	26	31	5th
1978	Rochester	58	64	6th
1981	San Francisco	56	55	4th
1982	San Francisco	87	75	3rd
1983	San Francisco	79	83	5th
1984	San Francisco	42	64	6th
Major League Totals		450	466	.491

He has managed the Cleveland Indians ('75-'77), Rochester Red Wings ('78) and San Francisco Giants ('81-84), as well as the San Antonio Crabs in the Puerto Rico League for 8 winters and the Culiacan club in the Mexican Pacific Winter League ('77-'78).

Made a dramatic debut as playing manager on Apr. 8, '75, before some 55,000 opening day fans at Cleveland Stadium. In his 1st at bat of that 1st game (he was dh, batting 2nd), Frank homered off **Doc Medich** (**Boog Powell** later homered in the same half-inning).

The Indians went on to win, 5-3 and that effort was voted "most memorable moment" in Tribe history by fans during baseball's observance of the U.S. Bicentennial celebration.

In that 1st year, the Indians fell 15 games below .500 by late June, but rallied and wound up 4th, just one game under . . . The next year, '76, they were 3 over. However, after a slow start in '77, Frank was released and succeeded by **Jeff Torborg**.

Frank became a big league coach for the 1st time after the Indians let him go as manager in '77. He joined **Dave Garcia** who had been his 3rd base coach at Cleveland ('75-'76) and was then managing the Angels.

He returned to Baltimore and coached for the O's for part of '78 and all of '79 and '80. During that period, he was responsible for vastly improving the quality of the O's outfield defense, and in '80 replaced **Jim Frey** (who left to manage the K.C. Royals) as the O's batting & 1st base coach.

After being released by the Giants in '84, he served the Milwaukee Brewers as batting coach.

San Francisco Giants: Was named manager Jan. 14, '81 replacing **Dave Bristol** (who had in turn replaced **Joe Altobelli**) and led the club to its first winning season since **Altobelli** did it in '78 and the first back-to-back winning seasons in a decade ('81 & '82) . . . After finishing 3rd in '82, the Giants dipped below .500 in '83 and '84 and on Aug. 4, '84 Frank was dismissed in favor of **Danny Ozark** who was named interim skipper.

During his tenure with the Giants, two former O's served on his coaching staff—**Don Buford** and **Herm Starrette**.

Rochester '78: Started the season as an O's coach, but after the late **Ken Boyer** was named manager of the St. Louis Cardinals (Apr. 28), Frank replaced him (May 9) at the Red Wings' helm.

He was 58-64 at Rochester which finished 6th. **Doc Edwards** was hired to manage the Wings in '79, and Frank returned to the O's as a coach, helping the O's to an A.L. pennant.

Cleveland '75-'76-'77: Joined Indians as player on Sep. 12, '74 from California in trade that ultimately sent **Rusty Torres** and

Ken Suarez to the Angels . . . Then, 3 weeks later, on Oct. 4, the day after that season ended, he was named the first black major league manager in baseball history, replacing **Ken Aspromonte**.

PLAYING CAREER

Major League Leader: He played for 21 seasons in the majors and is among the top ranking players of all time in 10 categories.

His 586 home runs represent the fourth highest figure in major league history behind **Hank Aaron** (755), **Babe Ruth** (714), **Willie Mays** (660) . . . **Harmon Killebrew** (572) and **Mickey Mantle** (536) are fifth and sixth respectively.

In addition, Frank ranks high in the following: games-2,808 (11th), at bats-10,006 (11th) . . . runs-1,829 (10th) . . . hits-2,943 (20th) . . . doubles-528 (17th) . . . rbi-1,812 (12th) . . . total bases-5,373 (8th) . . . walks-1,420 (16th) and hit by pitch-198 (2nd) . . . The only player to have been hit with more baseballs is **Ron Hunt** (243), former National League infielder.

"MVP", Both Leagues: He is the only player ever to win BBWAA "MVP" award in both major leagues . . . He won the N.L. award in '61 and the A.L. in '66 . . . In addition, he was "MVP" in the '66 World Series and '71 All Star Game.

Triple Crown: Is one of only 11 players to have won the "Triple Crown" (accomplished 13 times, two each by **Ted Williams** and **Rogers Hornsby**) . . . Frank did it in '66 with the O's. He, **Mantle** ('56), and **Carl Yastrzemski** ('67) are the only Triple Crown winners in the past 38 years (since **Williams'** second in '47).

HOME RUNS

He hit 343 in the N.L. and 243 in the A.L. . . . 388 were hit off righthanders and 198 off lefthanders.

Vs. N.L. Opponents: Astros (Colts)-11 . . . Braves-54 . . . Cardinals-46 . . . Cubs-54 . . . Dodgers-42 . . . Expos-0 . . . Giants-49 . . . Mets-12 . . . Padres-1 . . . Phillies-38 . . . Pirates-34 . . . Reds-2.

Vs. A.L. Opponents: Angels-14 . . . As-20 . . . Brewers (Pilots)-14 . . . Indians-25 . . . Orioles-6 . . . Rangers (Senators)-31 . . . Red Sox-37 . . . Royals-15 . . . Tigers-28 . . . Twins-22 . . . White Sox-17 . . . Yankees-14.

33 Parks: Frank holds the major league record for hitting home runs in most ballparks (33), including both regular season and World Series play . . . **Hank Aaron** is second at 32.

Among those, Crosley Field in Cincinnati (176) and Memorial Stadium in Baltimore (103) rank one-two in frequency . . . There were four stadia in which he played but did not hit a home run: Houston's Astrodome, Montreal's Expos Stadium, Sicks' Stadium in Seattle ('69 only) and Busch Stadium in St. Louis.

In regular season play Frank homered in 32 parks . . . His 33rd was Pittsburgh's Three Rivers in the '71 World Series . . . **Aaron** homered in 31 parks in regular season but added Yankee Stadium in the '57 World Series.

Grand Slams: Hit a total of seven slams, five of them in the N.L. . . . His only two bases loaded homers in the A.L. were hit in successive innings on Aug. 20, '70 at R.F.K. Stadium in Washington off the Senators' **Joe Coleman** and **Joe Grzenda** . . . Frank, **Jim Gentile**, and **Jim Northrup** are the only ones ever to hit slams in successive plate appearances, though a total of seven have hit two in one game.

2 or More/Game: Hit two or more homers in a game 54 times (ranks 5th in major league history) . . . Hit three in a game for Reds at Crosley Field vs. St. Louis on Aug. 22, '59 . . . Had 16 two-homer games for O's.

HR Odds and Ends: Hit his first at Wrigley Field off the Cubs' **Paul Minner** on Apr. 28, '56 and his last at Anaheim Stadium on July 6, '76 off the Angels' **Sid Monge** . . . Hit most off N.L. right-hander **Larry Jackson** (10) . . . Hit the first homer and scored the first run in ALCS history, in game one '69 at Baltimore off the Twins' **Jim Perry**.

HRs—Orioles: Hit his 500th major league homer in Baltimore in the second game of a two-night doubleheader against the Tigers' left-hander **Fred Scherman** Sep. 13, '71. At the time, he ranked 11th on the all-time list just behind **Harmon Killebrew** who had reached

FRANK ROBINSON (Cont.)

that milestone earlier that year . . . After leaving Baltimore, Frank jumped past **Killebrew**, **Mel Ott**, **Ernie Banks**, **Eddie Mathews**, **Ted Williams**, **Jimmy Fox** and **Mickey Mantle**.

Frank became the first (and only) player ever to hit a ball completely out of Memorial Stadium on May 8, '66 (second game) when he blasted a **Luis Tiant** (Cleveland) offering over the left field stands into the parking lot beyond . . . The drive measured 451' on the fly and rolled to a stop 540' away from the plate (the longest measured hr in Memorial Stadium history was hit by **Killebrew** 471' on the fly to center off **Milt Pappas** on May 24, '65).

He set a major league record by hitting ten home runs in the month of April '69, but that mark has since been pushed to 11 by **Willie Stargel**, **Mike Schmidt** and **Graig Nettles**.

Set a club record with 49 homers in '66 . . . Also set marks that year for most homers by an Oriole against one opponent (11 vs. Det.) and most home runs, Memorial Stadium (27).

Last Game as a Player: Frank played in his last game on Sep. 18, '76 at Cleveland vs. Baltimore. He put himself in as pinch-hitter for **Frank Duffy** in the eighth inning and singled in a run off **Rudy May**.

All-Star Games: Appeared in 11 all-star games as a player (six with Cincinnati, four with Baltimore and one with California) and served as a coach in '76 while managing for Cleveland . . . Was "MVP" in '71 game at Detroit . . . Hit a two-run homer off **Dock Ellis** to put A.L. ahead to stay in third inning (**Reggie Jackson** hit another with one on off **Ellis** in same inning).

Hit .250 (6-for-24) in all-star play with two home runs . . . Went 3-for-3 for the N.L. in '59 (at L.A. Coliseum) and homered off **Early Wynn**.

World Series: Hit two key homers in '66 vs. Dodgers, both off **Don Drysdale**, to win Sport Magazine sports car . . . Hit his first in the opening inning of game one in Dodger Stadium with **Russ Snyder** aboard (**Brooks** followed immediately with another and the O's led 3-0 before the Dodgers batted) . . . O's won the game 5-2 . . . In game four his fourth inning solo provided the only run as the O's completed their sweep behind **Dave McNally**, 1-0.

In '71, game six vs. Pittsburgh in Baltimore, Frank's base running in the 10th inning allowed the O's to tie the series at three games apiece . . . He drew a one out walk, and despite ailing legs and sore Achilles Tendon, went from first to third on **Merv Rettenmund's** single up the middle just evading **Richie Hebner's** tag with a head first slide . . . Then, he scored on **Brooks' short sac fly** to **Vic Davalillo** in center.

Cincinnati: Spent ten full years with the Reds after three seasons in their farm system. Was N.L. "Rookie of the Year" in '56 . . . Tied league record for homers by a rookie (38, set by **Wally Berger** of the Braves), and set a rookie mark by being hit by pitched balls 20 times.

Won Gold Glove in '58 . . . Led the N.L. three straight years in slugging percentage ('60-'61-'62) . . . Won N.L. "MVP" in '61 . . . Set personal career highs in '62 in average (.342), hits(208), doubles(51) and rbi (136) . . . Set N.L. record by leading in hit by pitcher for six straight years ('60 thru '65).

Baltimore: O's won four A.L. pennants and two world championships during his six years in Baltimore.

Won Triple Crown, and "MVP" awards in A.L. and World Series in '66 . . . In addition to leading the league in average (.316), home runs (49) and rbi (122), he also paced the loop in total bases (367), runs (122) and slugging percentage (.637).

Was batting .337 in late June '67 when he sustained serious injury in a second base collision with the White Sox' **Al Wels** . . . Missed a month and suffered from double vision for a year and a half afterward . . . Though he wound up with a .311 average that year, he slipped to .268 (with 15 homers and 52 rbi) in '68 while still recovering from that injury, compounded by an attack of mumps and a muscle tear in his right shoulder.

He returned to form the following spring and helped lead the O's to three straight pennants in '69, '70 and '71.

Following his trade to the Dodgers in Dec. '71 Frank's uniform #20 was retired. He was the first Oriole player to be so honored . . . In

'77 he and **Brooks** became the first players to be inducted into the new Orioles Hall of Fame, originated by the Oriole Advocates in cooperation with the ballclub.

Dodgers-Angels: After one year ('72) with the Dodgers, Frank was traded to the Angels with infielders **Billy Grabarkewitz** and **Bobby Valentine**, and pitchers **Bill Singer** and **Mike Strahler** in deal for infielder **Ken McMullen** and pitcher **Andy Messersmith** (Dec. 2, '71).

Personal: One of 11 children . . . Graduated from McClymonds High School (Oakland) . . . Was basketball teammate of **Bill Russell** and played baseball there with **Vada Pinson**, **Willie Tasby** and **Charlie Beamon** . . . Hobbies: movies and music . . . Attended Xavier University in Cincinnati.

Frank and his wife, the former **Barbara Anne Cole**, were married Oct. 28, '61 . . . They have two children: **Frank Kevin** (9/8/62) and **Nichelle** (8/24/65) . . . **Babara** is a real estate agent in the Bel Air area, and **Nichelle** works for the O's PR department during the summer.

YEAR CLUB	AVG.	G	AB	R	H	2B	3B	HR	RBI	BB	SO	SB	CS	HP
1953 Ogden	.348	72	270	70	94	20	6	17	83	53	69	3	—	10
1954 Tulsa	.267	8	30	4	8	0	0	0	1	—	—	—	—	—
Columbia	.336	132	491	112	165	32	9	25	110	88	65	6	—	5
1955 Columbia	.263	80	243	50	64	15	7	12	52	41	44	3	—	6
1956 Cincinnati	.290	152	572	122	166	27	6	38	83	64	95	8	4	20
1957 Cincinnati	.322	150	611	97	197	29	5	29	75	44	92	10	2	12
1958 Cincinnati	.269	148	554	90	149	25	6	31	83	62	80	10	1	7
1959 Cincinnati	.311	146	540	106	168	31	4	36	125	69	93	18	8	8
1960 Cincinnati	.311	139	464	86	138	33	6	31	83	82	67	13	6	9
1961 Cincinnati	.297	153	545	117	176	32	7	37	124	71	64	22	3	10
1962 Cincinnati	.323	162	609	134	208	51	2	39	136	76	62	18	9	11
1963 Cincinnati	.342	160	482	79	125	19	3	21	91	81	69	26	10	14
1964 Cincinnati	.259	140	482	79	125	19	3	21	91	81	69	26	10	14
1965 Cincinnati	.306	156	568	103	174	38	6	29	96	79	67	23	5	9
1966 Cincinnati	.296	156	562	109	172	33	5	33	113	70	100	13	9	18
1967 Baltimore	.316	155	576	122	182	34	2	49	122	87	90	8	5	10
1968 Baltimore	.311	129	479	83	149	23	7	30	94	71	84	2	3	7
1969 Baltimore	.268	130	421	69	113	27	1	15	52	73	84	11	2	12
1970 Baltimore	.308	148	539	111	166	19	5	32	100	88	62	9	3	13
1971 Baltimore	.306	132	471	88	144	24	1	25	78	69	70	1	1	7
1972 Los Angeles	.281	133	455	82	128	16	2	28	99	72	62	3	0	9
1973 Los Angeles	.251	103	342	41	86	6	1	19	59	55	76	2	3	2
1974 Cal.-Cle.	.266	147	534	85	142	29	0	30	97	82	93	1	1	10
1975 Cleveland	.245	144	477	81	117	27	3	22	68	85	95	5	2	10
1976 Cleveland	.237	49	118	19	28	5	0	9	24	29	15	0	0	0
1977 Cleveland	.224	36	67	5	15	0	0	3	10	11	12	0	0	0
A.L. Totals	.286	1203	4137	745	1184	204	21	243	744	667	667	40	19	78
N.L. Totals	.300	1605	5869	1084	1759	324	51	343	1068	753	865	163	58	120
M.L. Totals	.294	2808	10006	1829	2943	528	72	586	1812	1420	1532	203	77	198

* Acquired from Cincinnati on 12/9/65 in deal for pitcher **Milt Pappas** and Jack Baldschun and outfielder **Dick Simpson**.

** Assigned to Los Angeles Dodgers on 12/2/71 with pitcher **Pete Richert** in deal for pitcher **Doyle Alexander** and **Bob O'Brien**, catcher **Sergio Robles** and first baseman-outfielder **Royle Stillman**.

League Championship Series Record

YEAR CLUB, OPP.	AVG.	G	AB	R	H	2B	3B	HR	RBI	BB	SO	SB	CS	HP
1969 Bal. vs. Min.	.333	3	12	1	4	2	0	1	2	3	3	0	0	0
1970 Bal. vs. Min.	.200	3	10	3	2	0	0	1	2	5	2	0	0	0
1971 Bal. vs. Oak.	.063	3	12	2	1	0	0	1	1	4	0	0	0	0
Totals	.206	9	34	6	7	3	0	2	5	9	9	0	0	0

World Series Record

YEAR CLUB, OPP.	AVG.	G	AB	R	H	2B	3B	HR	RBI	BB	SO	SB	CS	HP
1961 Cin. vs. N.Y.	.200	5	15	3	3	2	0	1	4	5	3	0	0	1
1965 Bal. vs. L.A.	.286	4	14	4	4	0	1	2	3	2	3	0	0	0
1969 Bal. vs. N.Y.	.188	5	16	2	3	0	0	1	1	4	3	0	0	0
1970 Bal. vs. Cin.	.273	5	22	5	6	0	0	2	4	0	5	0	0	0
1971 Bal. vs. Pit.	.280	7	25	5	7	0	0	2	2	1	8	0	0	1
Totals	.250	26	92	19	23	2	1	8	14	12	22	0	0	2

LONG HOME RUNS/MEMORIAL STADIUM

The longest "measured" home run ever hit in Memorial Stadium was a 471' drive by **Harmon Killebrew** on May 24, 1964 off **Milt Pappas** over the hedge in left-center field . . . This exceeded by two feet the only other blast that has ever cleared the hedge . . . That was one by **Boog Powell** 469' to the same area off Boston's **Don Schwall** on June 22, 1962. Aside from these there have been three balls hit into the hedge (approximately 450'), by **Mickey Mantle** in 1954, by **Powell** in 1965 and by **Frank Robinson** in 1967.

Frank Robinson is the only player to have hit a ball completely out of Memorial Stadium. In the second game of a doubleheader with Cleveland on May 8, 1966, Frank hit a **Luis Tiant** offering over the left field stands and into the parking lot beyond, a drive that measured 451' on the fly and rolled to a stop 541' away from home plate.

TOP 10 MAJOR LEAGUE CAREER HOME RUN LEADERS

1. Henry L. Aaron (RHB)	755	7. James E. Foxx (RHB)	504
2. George H. Ruth (LHB)	714	8. Reginald M. Jackson (LHB)	500
3. Willie H. Mays (RHB)	660	9T Theodore S. Williams (LHB)	521
4. Frank Robinson (RHB)	586	9T Willie L. McCovey (LHB)	521
5. Harmon Killebrew (RHB)	573	11T Edwin L. Mathews (LHB)	512
6. Mickey C. Mantle (SWB)	536	11T Ernest Banks (RHB)	512

KENNETH (KEN) A. ROWE

Born: Dec. 31, '33; 6'2"; 200; Batted, R; Threw, R; Position: P

Birthplace/Residence: Born in Ferndale, Michigan, grew up in nearby Northville (both in Detroit area), but now lives in Atlanta, Georgia.

Tenure: Entered professional baseball as a 19-year-old pitcher in '53. Has been a pitcher, minor league manager, coach and instructor for 29 of last 33 years. This is his 15th season in the Baltimore organization.

Signed Originally with: Detroit Tigers.



O's 4th Pitching Coach: Ken Rowe was promoted from his post as the O's minor league pitching instructor to Orioles Pitching coach when Ray Miller was appointed manager of the Minnesota Twins on June 21, '85.

He is only the 4th to hold that position in the Orioles 32 year history in Baltimore. His predecessors: **Harry Brecheen** ('54 thru '67), **George Bamberger** ('68 thru '77) and **Miller** ('78 to '85). Ken played for **Brecheen** in majors, for **Bamberger** in minors (where George was O's minor league pitching instructor), and worked closely with **Miller**.

Pitching Career: Pitched for 15 seasons from '53 thru '68 (excluding '57 when he was serving in the U.S. Army).

Minor Leagues: After his rookie year, he was primarily a starter until '62 when he converted to relief and appeared in 70 games. In the last 7 years of his pitching career, he relieved in all but 1 of 365 appearances.

In '64, he set what was then a pro record with 94 appearances including 88 in the Pacific Coast League (16-11 with 19 saves) and 6 with the Orioles.

Spent his first 3 pro seasons in the Detroit system, then was drafted by the Dodgers in Dec. '55. However, he spent most of the next 2 years serving in Germany with the army.

Was chosen to league all star teams 6 times: Sally League ('58, '59), Southern League ('61), Pacific Coast League ('63-'64) and International League ('67). The Orioles purchased his contract from Los Angeles in Sep. '64. Ken was assigned to Rochester in May '65 after starting the year with O's and spent 3 years with Wings. Pitched under manager **Earl Weaver** in '66 & '67 (Wings won pennant in '66).

In '68 he began coaching while winding up his pitching career with the O's California League affiliate at Stockton (see "Coaching/Managing" below).

Major Leagues: Spent parts of 3 seasons in the majors with the Dodgers ('63) and Orioles ('64 & '65) and was 2-1. His lone A.L. decision was a win against the Twins on the day he first reported to the O's in '64 (Sep. 14).

He relieved **Milt Pappas** in a tie game in the 9th, retired all 3 batters he faced, then became a winner on **Luis Aparicio's** "sudden death" sac fly in the bottom half. The losing pitcher was **Allan Workington**.

Ken made big league debut in Sep. '63 and helped Dodgers clinch N.L. pennant.

Coaching/Managing: Ken retired as an active pitcher during the '68 season at Stockton to become manager of the Bluefield Orioles (Rookie Appalachian League), then managed the Aberdeen Pheasants (Class A, Northern League) for the O's from '69 thru '71.

He was out of baseball from '72 thru '74, then returned as a pitching instructor for the Atlanta Braves farm system in '75, an assignment he held thru '78. He joined the Phillies in a comparable position for one season ('79), before returning to the O's in '80 as minor league pitching instructor.

Personal: Played baseball, basketball and football at Northville High School (class of '52). Enjoys hunting, fishing and golf. Has two children by a previous marriage: **Kimberly** and **Kristina**.

YEAR CLUB	W-L	ERA	G	GS	CG	SHO	SV	IP	H	R	ER	BB	SO
1953 Jamestown	1-2	7.04	6	—	—	—	—	23	29	—	18	36	21
Jackson	5-7	5.35	15	—	—	—	—	76	72	49	45	66	49
1954 Greenville	5-5	3.80	17	9	4	0	—	73	52	38	31	74	45
Alexandria	7-3	5.28	14	13	4	0	—	87	65	60	51	87	68
1955 Idaho Falls	11-10	3.92	25	24	14	2	—	174	168	108	76	92	113
1956 Macon	0-1	—	2	—	—	—	—	—	—	—	—	—	—
1957	—	—	—	—	—	—	—	—	—	—	—	—	—
1958 Macon	13-11	3.49	32	27	13	3	—	188	178	90	73	72	97
1959 Macon	15-10	3.20	33	28	14	3	—	214	183	95	76	97	129
1960 Atlanta	3-2	5.32	8	7	3	1	—	46	46	28	27	33	26
Macon	7-9	3.89	27	16	7	2	—	125	118	69	54	58	83
1961 Atlanta	13-7	3.54	28	26	8	3	—	176	179	91	69	70	80
1962 Spokane	9-9	3.44	70	0	0	0	—	74	57	17	14	29	42
1963 Spokane	10-4	1.70	38	0	0	0	—	123	126	62	47	52	64
Los Angeles	1-1	2.89	14	0	0	0	—	19	137	105	35	27	53
1964 Spokane	16-11	1.77	88	0	0	0	—	10	10	4	1	4	3
Baltimore	1-0	9.00	6	0	0	0	—	13	17	5	5	2	3
1965 Baltimore	0-0	3.46	6	0	0	0	—	91	111	55	44	19	77
Rochester	5-9	4.35	36	3	1	1	—	76	74	30	27	13	42
1966 Rochester	4-5	3.20	45	0	0	0	—	61	76	19	17	14	33
1967 Rochester	7-5	3.64	50	0	0	0	—	19	15	13	6	5	12
1968 Stockton	0-0	2.84	12	0	0	0	—	—	—	—	—	—	—
Pro Totals	133-111	3.58	572	—	—	—	—	1808	1709	880	720	884	1101
M.L. Totals	2-1	3.57	26	0	0	0	1	45	55	31	18	14	19


JAMES (JIMMY) B. WILLIAMS

Born: May 15, '26; 5'10"; 180; Batted, R; Threw, R; Position: OF

Birthplace/Residence: Born and raised in Toronto, Ontario, but has lived in Pueblo, CO for many years.

Tenure: This is his 40th season in professional baseball and his 9th with the Baltimore organization.

Signed Originally with: Brooklyn (Los Angeles) Dodgers.



Coach: Jimmy was appointed to the coaching staff in January '81 to replace **Frank Robinson**, who resigned to become manager of the San Francisco Giants. He serves as 1st base coach and works with the outfielders and baserunners.

Baltimore Organization: Jimmy became a manager in the O's farm system in '78 and guided clubs to the playoffs in each of his three seasons, including a pair of league championships.

In '80 he led the O's class AA team at Charlotte to the Southern League crown. The O's won the Eastern Division first half title but slipped to fourth in the second half before rebounding in the playoffs to beat Savannah, three games to none, and Memphis, three games to one, for the title. In '79 Charlotte also won the first half title but was eliminated by Columbus, Ga. in the first round of the playoffs.

The previous year, his first with the Orioles, Jimmy directed class A Miami of the Florida State League to the second half title, knocked off Ft. Myers in a one-game divisional playoff, then erased the Lakeland Tigers in a best of three final to win the pennant.

JIMMY WILLIAMS (Cont.)

Managing/Coaching Background: Jimmy has logged 17 years as a minor league manager in the farm systems of the Dodgers ('63, '64, '76-'77), A's ('65 thru '69), Astros ('70 thru '74) and Orioles and owns over 1100 wins . . . He also spent the '75 season as the third base coach for the Houston Astros on the major league level.

His first of four pennants came in the Florida State League when he managed for A's at Leesburg in '66 . . . That year his club was 50-14 in the first half, fell to fifth in the second half, but came back to beat St. Petersburg in the FSL playoffs . . . That club led organized baseball with 232 stolen bases in 132 games, a FSL record that still stands, while **Allen Lewis** who went on to become **Charlie Finley's** "designated runner" stole 116, also a league mark . . . Jimmy also managed at Leesburg in '67 and put in another FSL campaign with Astros at Cocoa in '72.

Jimmy joined the Houston organization in '70 and won a pennant at Columbus in the Southern League (he also managed Columbus in '74) . . . He has managed at every level but "rookie" including four years at AAA: '69 (Des Moines), '71 (Oklahoma City), '73 (Denver), all in the American Association, and '77 (Albuquerque) of the Pacific Coast League.

He has also managed in: Santa Barbara ('63, California), Grand Forks ('64, Northern), Shelby ('65, Western Carolinas), Newport News ('68, Carolina), and Lodi ('76, California) . . . Served as a player-coach at Omaha (American Association) in '62.

Playing Career: He played for 18 years ('47 thru '64) as an outfielder in the Dodgers' system including occasional appearances in his first two years as a manager . . . He was outstanding in his first professional season in '47, earning "rookie of the year" honors in the Wisconsin State League and batting a composite .367 with three different clubs . . . That year he amassed 163 hits, 27 doubles, 15 triples, 12 homers, 121 rbi and 24 stolen bases in 117 games.

In '49 at Pueblo, he broke a Western league record with 42 stolen bases (in 43 attempts) . . . That mark was later broken by current Orioles' scout and field coordinator **Len Johnston** who swiped 54 at Colorado Springs in '53.

Jimmy never played in the majors but put five seasons at the AAA level ('55 thru '57 at Montreal in the International League) and '58 and '62 in the American Association . . . He hit over .300 in five different seasons.

Personal: Jimmy graduated from DeLaSalle High School in Toronto where he lettered in baseball, hockey, football, and lacrosse . . . He played minor league hockey (right wing) for the old Boston Olympics in the early 1950's and still performs as a defenseman for Pueblo's top semi-pro team in the off-season . . . His other hobbies include golf, tennis, and remodeling homes.

Jimmy and his wife, the former **Lorraine Elliott**, were married Sep. 21, '50 . . . They have two sons, **Chris** (6/10/52) and **Kirk** (11/11/56) and daughter, **Julie** (2/19/61). He was honored as Pueblo's "Sportsman of the Year" for 1983.

YEAR CLUB	PCT.	G	AB	R	H	2B	3B	HR	RBI	SB	BB	SO
1947 Kingston	.338	20	74	23	25	2	4	1	11	5	7	5
Sheboygan	.385	86	325	84	125	25	10	9	105	18	71	43
Three Rivers	.289	11	45	8	13	0	1	2	5	1	3	7
1948 Danville	.251	120	443	65	111	21	16	5	73	12	76	78
1949 Pueblo	.288	136	565	126	163	23	18	11	81	42	60	82
1950 Mobile	.249	127	414	52	103	13	8	3	38	13	29	58
1951 Mobile	.266	72	218	39	58	12	1	3	15	6	26	20
Elmira	.258	45	128	23	33	5	2	1	14	6	9	12
1952 Mobile	.255	124	314	46	80	16	6	2	42	11	26	17
1953 Mobile	.250	2	4	1	1	0	0	0	0	0	0	0
Elmira	.312	140	509	61	159	21	5	6	64	18	53	38
1954 Mobile	.295	148	505	73	149	22	4	8	61	13	50	43
1955 Montreal	.329	149	519	93	171	33	8	13	63	21	48	61
1956 Montreal	.298	146	550	96	164	27	9	8	55	12	60	44
1957 Montreal	.263	136	441	62	116	18	4	4	37	5	38	40
1958 Spokane	.302	142	493	59	149	21	3	12	64	5	47	44
1959 St. Paul	.194	47	144	12	28	4	0	0	12	2	14	17
Victoria	.312	78	266	46	83	9	2	8	46	5	44	28
1960 Atlanta	.267	142	524	100	140	37	0	17	81	1	75	53
1961 Atlanta	.278	105	322	52	98	22	2	9	66	0	55	34
1962 Omaha	.281	47	96	19	27	2	1	3	20	1	13	14
1963 Santa Barbara	.328	31	64	9	21	5	0	1	11	0	5	7
1964 Grand Forks	.000	6	4	0	0	0	0	0	0	0	1	1
Pro Totals	.290	2060	6967	1148	2017	338	104	126	964	197	810	747

PLAYERS

DONALD (DON) WILLIAM AASE


Born: Sep. 8, '54; 6'3"; 220; Bats, R; Throws, R; Position: P.

Birthplace/Residence: Born and grew up in Orange, CA . . . Now lives in nearby Yorba Linda, CA.

Contract Status: Signed four-year contract, extending thru '88 season, in Dec., '84.

Tenure: 8 years, 70 days.

Signed Originally with: Boston.



YEAR CLUB	W-L	ERA	G	GS	CG	SHO	SV	IP	H	R	ER	BB	SO
1972 Williamsport-1	*0-10	5.81	12	12	1	0	0	62	60	48	40	34	40
1973 Winter Haven	*12-15	3.60	29	29	9	6	0	170	153	82	68	73	127
1974 Winston-Salem	*17-8	*2.43	32	*30	*18	4	2	*230	185	72	62	84	176
1975 Pawtucket	8-13	3.63	29	*29	7	3	0	186	173	85	75	88	125
1976 Pawtucket	5-2	3.33	10	9	2	1	0	54	42	23	20	34	40
1977 Pawtucket	6-6	5.05	18	18	5	0	0	109	118	67	61	60	64
Boston-2	6-2	3.13	*13	13	4	2	0	92	85	36	32	19	49
1978 California	11-8	4.02	29	29	6	1	0	179	185	88	80	80	93
1979 California	9-10	4.81	37	28	7	1	2	185	200	104	99	77	96
1980 California	8-13	4.06	40	21	5	1	2	175	193	83	79	66	74
1981 California	4-4	2.35	39	0	0	0	11	65	56	17	17	24	38
1982 California	3-3	3.46	24	0	0	0	4	52	45	20	20	23	40
1983 California	(On Disabled List)												
1984 Redwood	0-1	5.11	4	3	0	0	0	12	9	9	7	7	10
1984 Redwood	4-1	1.62	23	0	0	0	8	39	30	7	7	19	28
California-3	4-1	1.62	23	0	0	0	14	88	83	44	37	35	67
1985 Baltimore	10-6	3.78	54	0	0	0	0	0	0	0	0	0	0
M.L. Totals	55-47	3.82	259	91	22	5	41	875	877	399	371	343	485

* Led League

1—Selected by Boston in June '72 free agent draft (6th round).

2—Acquired by California from Boston with undisclosed amount of cash in deal for 2nd baseman Jerry Remy.

3—Played out option with California . . . Signed contract (Re-entry System) with Orioles on 12/13/84.

League Championship Series Record

YEAR CLUB, OPP.	W-L	ERA	G	GS	CG	SHO	SV	IP	H	R	ER	BB	SO
1979 Cal. vs. Bal.	1-0	1.80	2	0	0	0	0	5	4	1	1	2	6

Low Hitters: 3-Hitters—2, (July 31, '77 at Cal. and Sep. 5, '77 at Tor.).
Strikeout Highs: —11, (July 26, '77 vs. Mil. at Bos., major league debut).

In Relief: —5, six times, (latest Aug. 21, '85 at Sea. and June 17, '85 vs. N.Y. at Bal.).

Walk Highs: —6, (June 23, '78 at Tex.) . . . **In Relief—5**, (Apr. 8, '82 at Oak.).

Winning Streaks: —8, (Aug. 7 thru May 15, '85)

Losing Streaks: —4, (June 13 thru July 3, '80)

Longest Relief Stints: —6 inn., twice, (Aug. 10, '80 vs. Min. at Cal. and Apr. 13, '82 vs. Sea. at Cal.).

1985 SEASON SUMMARY

Led O's relievers in saves (14), wins (10) and games (54), and paced staff with 48 points in Miller-Brown relief pitchers rating system (see "ratings" below).

Converted 14 of 19 save opportunities; prevented 35 of 54 first batters from reaching base safely (.648, 4th best on club) and 26 of 38 inherited runners from scoring (.684, 3rd best on club) . . . Finished 43 of the 54 games in which he appeared.

Long Hot Stretch: On June 9 he gave up 7 hits & 7 runs (earned) while retiring only 2 batters in the 9th inning against Boston at home. To that point he had a 6.83 era (ip-27.2, h-39, er-22).

For the next 3½ months, from June 12 thru Sep. 29, turned it completely around . . . In that period, he was 5-3 with 12 saves in 34 appearances and maintained a 1.78 era (ip-55.2, h-40, er-11).

Did not allow any earned runs over 17.1 consecutive innings from Aug. 21 (9th inn.) thru Sep. 29. That streak ended when he lost to the Yankees Sep. 30. After assuming a 4-2 lead in the 8th, he gave up 3 in the 9th at N.Y., 2 of them on a **Don Mattingly** homer.

DON AASE (Cont.)

Over 6 appearances from Sep. 7 thru 20, went 1-0 with 5 saves. Had another 7 game scoreless (no earned runs allowed) stretch from June 18 thru July 6, spanning 6.2 innings.

Saves For: Saved at least one game for 9 different pitchers—each for **Storm Davis**, **Ken Dixon**, **Dennis Martinez**, **Tippy Martinez** and **Scott McGregor**; and one each for **Mike Boddicker**, **Mike Flanagan**, **John Habyan**, and **Sammy Stewart**.

Late Innings Wins: Being a short reliever, his wins naturally came in the late innings (all in the 8th, 9th or 10th). In '85 Don's biggest benefactor was **Mike Young** who produced the gwrbi in 3 of his victories (July 2, Aug. 13 & Sep. 7) . . . Seven others contributed one gwrbi each.

Don was winner in 5 of the O's 8 "sudden death" victories and twice lost on the road in that dramatic manner.

Consecutive Days: In deference to his '82 arm surgery which kept him out of action for the better part of 2 years, Don pitched only twice on consecutive days during the first 3 months of the season (Apr. 27-28, June 17-18).

However, he worked 3 straight days in early July (6-7-8) and two straight on 3 other occasions during the 2nd half: July 20-21, Sep. 12-13 and Sep. 29-30.

Longest Outings: Don worked a season high 4 innings on July 12th and did not yield either a hit or run against the White Sox at Baltimore to save a 10-3 victory for **Ken Dixon**. He fanned 2 and walked 2 in that outing . . . He worked exactly 3 innings on 8 different occasions.

His longest stretch since returning from a 2-year injury sabbatical was 4.1 innings for California on Sep. 25, '84 (his final appearance of that season) at Kansas City.

Orioles Debut: Earned the win on opening day at Baltimore, beating the Rangers' **Dave Rozema**, 4-2, on **Eddie Murray's** 2-run homer in the bottom of the 8th . . . Don had relieved **Storm Davis** in the top of the 8th and yielded the tying run on a **Pete O'Brien** single.

Won his first 4 decisions for O's, extending his longest career winning streak to 8 straight over 2 years . . . String was broken on May 15 by **Tom Seaver** in Chicago. It was Don's 1st loss since July 20, '84 to Red Sox.

RELIEF PITCHER RATINGS ORIOLES 1985

PITCHER	APP.	TOTAL POINTS	POINTS PER APP.	HOLDS (+1)	WINS (+2)	SAVES (+3)	SQUANDERS (-1)	LOSES (-1)
Aase	54	+48	+0.89	17	10	14	19	6
Stewart	55	+21	+0.38	18	5	9	23	6
Snell	43	+20	+0.48	17	3	5	14	2
Martinez, T.	48	+6	+0.13	13	3	4	19	3
Martinez, D.	2	+3	+1.50	2	1	0	1	0
Habyan	2	+1	+0.50	2	1	0	1	0
Swaggerty	1	0	—	0	0	0	0	0
Dixon	16	-1	-0.63	5	0	1	7	2
Bell	4	-1	-0.25	0	0	0	1	0
Huffman	1	-1	-1.00	0	0	0	1	0
Havens	7	-2	-0.29	3	0	0	5	0
Davis, S.	3	-2	-0.33	0	0	0	2	0
Totals	236	+92	+0.39	75	23	33	93	13

1985 AND MAJOR LEAGUE CAREER HIGHLIGHTS

Arm Injury/Recovery: Went on disabled list June 3, '82 with "muscular strain", but was re-instated June 26 . . . On July 17, however, he came out of a game in Cleveland with a right arm that felt like it was on fire from the elbow down.

On Oct. 18 **Dr. Lewis Yocum** performed surgery which included transplantation of a tendon from his left wrist to his right elbow . . . Did not pick up a baseball for the next 9 months, then embarked on a long and gradual program in which he ultimately began throwing on the side and eventually worked up to ¾ speed. However, he did not pitch competitively again until spring training of '84.

When he pitched on June 18, '84 vs. the Rangers at Anaheim, it was his first major league regular season appearance in one year 11 months. He started the season on the DL, then went to Redwood in the California League May 10 for "injury rehabilitation". Returned to Angels May 30 and was activated June 13.

His save on July 2nd at Toronto ended a drought of nearly 2 years. His last had been on July 11, '82 vs. New York.

Did not allow a run in his first 4 appearances . . . Never pitched two days in a row during that '84 season . . . Worked his longest stint (4.1 innings) on his last appearance of the year (Sep. 25 at K.C.).

Had one other major injury earlier in his career. Developed tendinitis in right elbow while still in minors during '75 season . . . Condition worsened in '76 (scrubbing Red Sox' plan to promote him) and he did not pitch over the last 2 months.

Relieving/Starting: Was a starting pitcher originally and continued in that role during his 1st and 2nd seasons in the majors . . . Began relieving in 2nd half of '79 season for Angels, but returned to starting rotation the following spring.

Became exclusively a relief pitcher on Aug. 3, '80 (has not started since) . . . As a starter his career figures are: 30-32 with a 4.25 era (559 ip, 264 er) over 91 games.

In relief he has appeared in 168 games, gone 25-15 (.625) with 41 saves and a 3.04 era (ip-316.1, er-107).

DON AASE BY-MONTH LIFETIME

MONTH	W-L-SV	ERA	IP	ER
April	10- 5- 2	3.20	123.2	44
May	8-11- 6	4.01	146.0	65
June	6- 9- 3	4.16	153.2	71
July	8-11- 6	4.22	143.0	67
August	11- 7-10	4.15	167.0	77
Sep.-Oct.	12- 4-14	2.97	142.1	47

When The Days Dwindle Down: Has had notable success pitching in September & October since breaking in with the Red Sox during the stretch run of '77 . . . He went 6-2 after coming up late in July and was 3-1 in September that year.

'85 was no exception. He was 2-1 with 8 saves in 12 appearances in Sep.-Oct. In those 2 months he has most wins (12), fewest losses (4), most saves (12) and lowest era (2.97) lifetime.

Vs. Opponents: Lifetime he is 25-26 with 26 saves and a 4.49 era vs. the **East** with a 4.49 era (ip-427.1, er-213); and 30-21 with 15 saves and a 3.17 era (ip-448.1, er-158) against the **West**. See complete stats vs. each opponent on page 66.

Was 1-6 lifetime vs. the Orioles . . . His only victory, a 6-4 verdict in relief over **Tippy Martinez** on May 1, '82 at Baltimore.

Vs. Boston: Gave up 9 runs over 3.2 innings in back-to-back efforts against the Red Sox June 7 & 9 (including 7 in 0.2 innings on the 9th), but held the Carmines scoreless in 4 other appearances and picked up 3 saves.

Vs. California: The Angels are the only opponent against which he has not recorded a career save . . . He's 2-1 in 4 lifetime appearances.

Vs. Chicago: Was 0-2 in '85 with 2 saves . . . Lifetime he's 1-6 with 5 saves.

Vs. Detroit: Yielded only one earned run and fanned 10 Tigers in 9.2 innings while going 2-0 with 2 saves in 4 games with an 0.93 era.

Vs. Kansas City: Is 6-0 with 2 saves and a 2.37 (ip-76, er-20) era vs. the Royals and has appeared in more games against them (23, one more than against the A's) than vs. any other single opponent.

Vs. Cleveland/Minnesota: Has beaten each a career high 7 times (7-3 vs. Cle. and 7-2 vs. Minny).

Vs. New York: Pitched in 7 games against the Bombers in '85, a high vs. one club, and was 0-2 with a save . . . His 6 saves lifetime are a career high.

California Angels: Was first Orange County native ever to play for the Angels.

Earned 7 of his 8 '84 saves against the A.L. East . . . Was one of only 3 A.L. hurlers to beat the Tigers' Cy Young Award winner **Willie Hernandez** . . . Suffered only loss to Boston's **Bob Stanley**. Won his last 4 decisions.

DON AASE (Cont.)

In '82 before he was beset by elbow injury, he jumped off to a record with 2 saves and an 0.67 era (ip-27, er-2) in 10 games. Despite the abbreviated '81 season, Don set a career high (surpassed) of 11 saves.

In both '79 and '80 he opened the season as a starter and moved to the bullpen in the 2nd half . . . Was 8-9 as a starter in '79 and only modestly successful in relief (1-1, 1 sv, 6.30 era).

In '80, however, after going 5-13 with a 4.90 era as a starter, he was 3-0 with 2 saves and an era of 2.08 in 19 relief appearances . . . That success precipitated his permanent assignment to the bullpen.

Was Angels' lone winner in '79 ALCS vs. O's . . . Beat Don Stanhouse in game 3 at Anaheim . . . Held O's to one run in last 3 innings, but was behind 3-2 until Angels rallied for 2 runs in bottom of 9th.

In '78, his first year with California, he was 8-8 thru August, then went 3-0 in September. That effort gave him a 6-1 Sep.-Oct. record after less than 2 full seasons in the majors.

Boston Red Sox: Was called up to the Red Sox July 26, '77 (from Pawtucket) in the midst of a pennant race and went 6-2 the rest of the way, all as a starter.

His first 2 big league efforts were highly notable . . . In his debut on July 26, '77, the day he joined the Sox, he fanned 11 Brewers (still a career high) enroute to a 4-3 complete game win . . . The next time out, July 31, he pitched a 3-hit 1-0 shutout against the Angels in his native Orange County.

Minor League: Signed by Red Sox scout Joe Stephenson at age of 17 . . . In his first 2 pro seasons, led his league both times in losses: 0-10 in '72 New York-Penn League, and 12-15 in Florida State League the following year . . . Was 12-25 after 2 pro campaigns.

That all changed dramatically in '74 at Winston-Salem where he was the Carolina League's "pitcher of the year" while leading the loop in wins (17), era (2.43), starts (30), complete games (18) and innings (230).

By '76 the Red Sox expected to bring him up to the big club in mid-season, but arm trouble set in, delaying his promotion until '77.

Amateur Career: Graduated from Savanna High School in Anaheim . . . Gives his coach, **Jim Reach** (who also tutored **Hrabosky**) much credit for his early development . . . Played Little League, Colt League and American Legion baseball.

Personal: Married the former **Judy Becker** January 10, '81 . . . They have 2 children: **Kyle** (Jan. '82) and **Amber Kallie** (Dec. 18, '85) . . . Don was Angels' player representative in '83 and '84. Likes to duck hunt in off-season.

ERIC ALVIN BELL

Born: Oct. 27, '63; 6'0"; 165; Bats, L; Throws, L; Position: P

Birthplace/Residence: Born and still lives in Modesto, CA.

Contract Status: Signed thru '86 season.

Tenure: 13 days.

Signed Originally with: Orioles.



YEAR CLUB	W-L	ERA	G	GS	CG	SHO	SV	IP	H	R	ER	BB	SO
1982 Bluefield-1	4-1	2.10	11	9	0	0	0	51.1	42	19	12	36	30
1983 Newark	3-2	4.95	18	5	2	0	6	60	71	44	33	30	56
1984 Hagerstown	0-0	9.82	3	1	0	0	0	3.2	6	4	4	5	6
Newark	8-3	2.46	15	15	4	1	0	102.1	82	40	28	26	114
1985 Hagerstown	11-6	3.13	26	26	5	2	0	158.1	141	73	55	63	162
Baltimore	0-0	4.76	4	0	0	0	0	5.2	4	3	2	4	4
Pro Totals	26-12	3.16	77	56	11	3	6	381.1	346	183	134	164	372

* Led League

* Tied for league lead

1-Selected by Orioles organization in June, '82 free agent draft (9th round) . . . Signed by George Lauzerique.

THE 1985 SEASON

Baltimore: Became the first Oriole since **Wally Bunker** ('63) to be promoted directly from A Ball to the big leagues when he joined the O's on Sep. 23 after spending the season at Hagerstown . . .

The Carolina League season ended Sep. 2, but he was pitching in the Instructional League when promoted after it was determined that neither **Mike Boddicker** nor **Storm Davis** would pitch the remainder of the season.

Made major league debut the next night at Milwaukee and retired all 3 hitters he faced, 2 on strikeouts . . . Did not allow a run in 3 of 4 outings.

Hagerstown: Led the Carolina League in strikeouts (162) and was tied for the league lead in games started (26) . . . Topped the Hagerstown staff in wins (11), shutouts (2), complete games (5) and innings (158.1).

Struck out 10 or more 4 times, including a high of 13 in 7 inning 2-hit shutout vs. Lynchburg on Aug. 25 . . . Threw three 2-hitters and one 4-hitter . . . Gave up 2 runs or less in 16 of 26 starts . . . Went at least 6 innings 16 times.

After 15 starts was 9-3 with 2.15 era (100.1 ip, 76 h, 24 er, 111 so) . . . Won 5 straight starts from May 15 thru June 6, allowing only 5 runs (4 earned) and 21 hits in 39.2 innings while striking out 52.

PREVIOUS CAREER HIGHLIGHTS

1984: Named to *Baseball America's* NY-Penn League all-star team while helping to lead Newark to the league championship series . . . Struck out 15 in 7-3 win in league final series vs. eventual champion, Little Falls.

Was 2nd in the league in strikeouts (114), 3rd in innings pitched (102) and tied for 3rd in games started (15) . . . Had the best strike-out-to-walk ratio on the staff.

Pro Career: Used primarily in relief at Newark in '83, finished 2nd on club with 6 saves . . . In '83, fell 3 innings shy of qualifying with the 3rd lowest era in the Appalachian League . . . Walked a club-high 36 batters.

Amateur Background: Graduated in '82 from Beyer High School in Modesto, CA . . . Played baseball, basketball and football . . . Was selected MVP in baseball 3 years.

Personal: Lists cars as his hobby . . . Single.

JUAN JOSE BENIQUEZ


Born: May 13, '50; 5'11"; 175; Bats, R; Throws, R; Position: OF

Birthplace/Residence: Born and grew up in San Sebastian, Puerto Rico . . . Now lives in Carolina, P.R.

Contract Status: Signed one-year contract on January 28, '86.

Tenure: 12 years, 129 days

Signed Originally with: Boston.



JUAN BENIQUEZ (Cont.)

YEAR CLUB	AVG.	G	AB	R	H	2B	3B	HR	RBI	BB	SO	SB	CS
1969 Winter Haven—1	.261	120	426	59	111	15	*14	2	59	76	16	7	
Winston-Salem	.200	2	10	0	2	0	0	0	0	0	0	0	
1970 Winston-Salem	.272	92	335	53	91	12	2	9	37	38	30	5	
Pawtucket	.249	56	233	29	58	5	3	4	25	15	41	13	
1971 Louisville	.279	132	534	82	149	12	*16	4	51	41	81	30	
Boston	.298	16	57	8	17	2	0	0	4	3	4	3	
1972 Louisville	.296	66	277	40	82	10	7	5	32	22	43	20	
Boston	.242	33	99	10	24	4	1	1	8	7	11	2	
1973 Pawtucket	.298	131	440	80	131	24	4	13	52	50	55	25	
1974 Boston	.267	106	389	60	104	14	3	5	33	25	61	19	
1975 Boston—2	.291	78	254	43	74	14	4	2	17	25	26	7	
1976 Texas	.255	145	478	9	122	14	4	0	33	39	56	17	
1977 Texas	.269	123	424	56	114	19	6	10	50	43	26	18	
1978 Texas—3	.260	127	473	61	123	17	3	11	50	20	59	10	
1979 N.Y. (AL)—4	.254	62	142	19	36	6	1	4	17	9	17	3	
1980 Seattle—5	.228	70	237	26	54	10	0	6	21	17	25	2	
1981 California	.181	58	166	18	30	5	0	5	13	15	16	2	
1982 California	.265	112	196	25	52	11	2	3	24	15	21	3	
1983 California	.305	92	315	44	96	15	0	3	34	15	29	4	
1984 California	.336	110	354	60	119	17	0	8	39	18	43	0	
1985 California—6	.304	132	411	54	125	13	5	8	42	34	47	4	

M.L. Totals .273 1264 3995 533 1090 161 29 64 385 285 454 102 104 4
GWRBI: '79-1; '80-2; '81-3; '82-3; '83-5; '84-5. Total: 23.

* Led League

- 1—Signed by Boston Red Sox as an undrafted free agent on 10/1/68.
- 2—Acquired by Texas from Boston with pitcher Steve Barr, a minor league player to be named later and an estimated \$200,000 in a deal for pitcher Ferguson Jenkins on 11/17/75.
- 3—Acquired by New York Yankees from Texas with pitchers Paul Mirabella, Mike Griffin and Dave Righetti and outfielder Greg Jemison in deal for pitchers Sparky Lyle, Larry McCall and Dave Pate; catcher Mike Heath, shortstop Domingo Ramos and cash on 11/10/78.
- 4—Acquired by Seattle from New York with catcher Jerry Narron and pitchers Jim Beattie and Ron Anderson in deal for outfielder Ruppert Jones and pitcher Jim Lewis on 11/1/79.
- 5—Played out option with Seattle . . . Signed with California on 12/29/80.
- 6—Played out option with California . . . Signed with Orioles on 1/28/86.

League Championship Series Record

YEAR CLUB, OPP.	AVG.	G	AB	R	H	2B	3B	HR	RBI	BB	SO	SB	CS
1975 Bos. vs. Oak	.250	3	12	2	3	0	0	0	1	0	1	2	0
1982 Cal. vs. Mil.	.000	2	0	0	0	0	0	0	0	0	0	0	0
A.L.C.S. Totals	.250	5	12	2	3	0	0	0	1	0	1	2	0

World Series Record

YEAR CLUB, OPP.	AVG.	G	AB	R	H	2B	3B	HR	RBI	BB	SO	SB	CS
1975 Bos. vs. Cin.	.125	3	8	0	1	0	0	0	1	1	1	0	0

Career Highs, Game: Runs—3, 7 times, (the latest June 10, '85 vs. Tex. at Cal.); Hits—5, (May 29, '84 vs. N.Y. at Cal.); 4, 9 times, (the latest June, '85 at Chi.); HR—2, 3 times, (the latest Aug. 17, '83 at Oak.); RBI—5, (June 29, '74 at Cle.); 4, 5 times, (the latest Aug. 12, '84 at Oak.)

Hitting Streaks: 16, (May 28 thru June 13, '77); 13, (Apr. 23 thru May 10, '83).

Grand Slams—2 (see page 14).

THE 1985 SEASON

Hit over .300 for 3rd consecutive season and has now batted .316 (1080-340) since the start of the '83 season . . . Was 42 plate appearances shy of qualifying as the A.L.'s 7th leading hitter . . . His .304 average was the Angels' top mark among players with at least 50 at bats.

Led Angels with a .327 (214-70) average at Anaheim Stadium . . . Was 2nd on the club with 125 hits and topped the Angels with four 4-hit games . . . Batted .281 (32-9) in 14 games as designated hitter.

Played all 3 positions in the outfield, one game each at third base and shortstop and for the first time in career played first base (46 games).

Hit .286 (259-74) in 76 games before the all-star break and .338 (152-51) in 56 2nd half games . . . Batted .364 (88-32) in last 33 games of season and hit safely in 10 straight games from Sep. 7 thru 22 (.500, 34-17) . . . Reached a low of .224 (76-17) on May 10, but batted .322 (335-108) thereafter.

Miscellaneous: Selected SKOAL pinch hitter of the month for April for his 2-run pinch homer vs. Seattle on Apr. 26 . . . Collected 1,100th career hit off Scott McGregor on May 27 at California with 5th inning, 2-run homer . . . Hit 2 home runs off Seattle's Dave Geisel in 6-day span, Apr. 21-26 . . . Became the first Angel since '77 to hit a pair of triples in one game when he did it June 10 vs. Texas.

1985 AND MAJOR LEAGUE CAREER

Vs. Opponents: (See pages 59, 61 for details vs. other clubs)

Vs. Orioles: Has a .337 (371-125) lifetime average vs. Orioles in 105 games, his highest mark against one opponent . . . His 125 hits are also a high vs. one team . . . Has batted over .300 vs. the O's a total of 8 times in 13 seasons . . . Has a .407 (113-46) average vs. the Birds over the last four seasons ('82-'85) including a .319 (47-15) mark in '85. Among batters with 200 or more career at bats vs. O's, he ranks 2nd in average to **Rickey Henderson** (.359, 287-103).

In '84 he had the 3rd best average in the A.L. against the O's with a .452 (31-14) mark; in '83 he was tied for the league's top average at .529 (17-9) and in '82 his .444 (18-8) average was 6th best against the O's . . . Has a .323 (198-64) lifetime mark at Memorial Stadium.

Vs. Chicago: Hit .438 (32-14) vs. White Sox in '85 . . . Was 8-for-14 (.571) at Comiskey Park, including 7 hits in 9 at bats, June 21-22.

Vs. Cleveland: Has a .338 (80-27) average vs. Cleveland the past 2 seasons . . . Went 7-for-9 in 3-game series vs. the Indians at California, Sep. 20-22.

Vs. Detroit: Has hit .338 (71-24) against Detroit the past 3 seasons . . . His .302 (268-81) lifetime mark vs. Tigers is 2nd only to his mark vs. O's.

Vs. Oakland: The past 2 years has hit .343 (99-34) vs. As with 6 hrs and 11 rbi . . . Has 11 hrs and 44 rbi vs. Oakland, both career highs vs. one opponent.

Vs. Texas: Has hit .378 (74-28) vs. the Rangers beginning Sep. 24, '82, including .412 (34-14) in '85.

Vs. Lefthanders: Topped the Angels in hitting vs. lefthanders for the 3rd straight season with a .355 (169-60) mark . . . Batted .366 (161-59) vs. lefties in '84 and .319 (144-46) in '83.

Lifetime (excluding '76-'78) has a .317 (1137-360) average against southpaws and a .250 (1483-371) mark vs. righthanders.

'85 By-Month: April—.259 (54-14), 3 hrs, 8 rbi . . . May—.272 (81-22), 1 hr, 9 rbi . . . June—.341 (91-31), 1 hr, 8 rbi . . . July—.262 (65-17), 0 hrs, 2 rbi . . . Aug.—.320 (50-16), 2 hrs, 6 rbi . . . Sep.—.357 (70-25), 1 hr, 9 rbi.

Career By-Month: April—.224 (437-98), 7 hrs, 33 rbi . . . May—.301 (725-218), 12 hrs, 78 rbi . . . June—.268 (771-207), 14 hrs, 76 rbi . . . July—.284 (567-161), 13 hrs, 53 rbi . . . Aug.—.285 (656-187), 9 hrs, 60 rbi . . . Sep.—.261 (839-219), 9 hrs, 85 rbi.

Fielding: In '85, played 46 games at first base (.988, 347 tc, 3 e); one game at third and shortstop, and 71 in the outfield (1.000, 120 tc, 0 e) . . . During big league career has played every position in the infield and started at all 3 outfield positions.

Began career as a shortstop with the Red Sox organization . . . Tutored under former Oriole **Luis Aparicio** in '71, first year with Boston . . . Filled in for an injured Aparicio for 44 games in '72 . . . Established modern major league record for most errors by a shortstop in 2 consecutive games when he committed 6, July 13-14, '72.

In '73, played half his games in the outfield while with Pawtucket . . . Began complete switch to outfield in '74, his first full season with Red Sox . . . Credits **Carl Yastrzemski** and **Bernie Carbo** with educating him on outfield play.

Led A.L. outfielders with 18 assists in '76 while with Texas . . . Won "Gold Glove" the next season with a .988 fielding mark (325 tc, 4 e) and 10 assists.

Injuries: Has been on the disabled list 9 times . . . '83 . . . Fractured 5th metacarpal of left hand when hit by **Luis Leal** pitch at Toronto on June 19 and was out until Aug. 9; '80: Dislocated right shoulder in spring training game on Mar. 25 and was out from Apr. 8 thru June 2 . . . Pulled right hamstring forced him back on DL from July 22 thru Aug. 8; '79: Was disabled 3 times . . . In first at bat of spring training suffered fractured right thumb when hit by pitch from Texas' **Jim Kern** and was out until Apr. 11 . . . Sprained left thumb on check swing and was out from July 10 thru 30 . . . Day after return, tore groin muscle running the bases and was sidelined all of August;

JUAN BENIQUEZ (Cont.)

'78: Missed one month (June 13-July 13) with broken finger; '77: Was out more than a month (July 31 to Aug. 15) with a hamstring pull which was later aggravated twice during the season; '75: Pulled muscle vs. Orioles on July 1 and was out 2 weeks.

'74: Separated right shoulder making a diving catch vs. O' in July and missed 23 games.

PREVIOUS CAREER HIGHLIGHTS

1984: Hit for the highest average of career (.336) ... Finished with .452 slugging mark ... Opened season as Angels' 4th outfielder before cracking starting lineup in late May.

Was 16-for-27 (.593) in 7-game stretch from May 23-30 ... Had first 5-for-5 day of career vs. New York on May 29 ... Set Angels club record by scoring at least one run in 10 consecutive games (Aug. 28 thru Sep. 8).

Had the 3rd 2-homer game of his career when he connected for 2 off Oakland's **Steve McCatty** on Aug. 12 ... Had 33 multiple hit games ... Batted .399 (203-81) in 60 home games.

Batted .363 (179-65) vs. the Eastern Division ... Co-recipient of Owners' Trophy with **Brian Downing** symbolizing Angels "mvp" as selected by players.

1983: Missed almost 2 months with fractured finger on left hand (see above under "Injuries" for further details) ... Returned from injury in August and hit .351 (131-46) rest of season ... Had 13-game hitting streak, 2nd longest of career.

1982: Was used primarily as a defensive replacement and pinch hitter ... Played behind a starting outfield of **Brian Downing** (.281, 28 hr, 84 rbi), **Fred Lynn** (.299, 21 hr, 86 rbi); **Reggie Jackson** (.275, 39 hr, 101 rbi). Executed 16 sacrifice bunts in only 228 plate appearances.

1981: Saw the least action of his 12 full big league seasons ... Appeared in only 58 games ... Batted .364 in August (11-4), but only .167 (155-26) the rest of year.

Seattle '80: Shoulder and hamstring injuries (see above under "Injuries" for further details) limited him to only 70 games with Seattle ... Still managed a 12-game hitting streak, one of 4 in his career, from June 22 to July 4.)

New York '79: Was traded to the Yankees from the Rangers in a 10-player deal, but played in only 62 games after being sidelined by 3 separate injuries.

Texas '76-'78: Played 3 full seasons with Rangers ... In '77, won a "Gold Glove" in centerfield, stole a career-high 26 bases, hit 10 hrs and had career-high 50 rbi, despite missing more than a month with hamstring pull ... Also hit safely in career-high 18 straight games that season.

Next season hit career-high 11 hrs and matched previous year with 50 rbi ... In final 2 years with Rangers hit a combined .262 while averaging 26 extra base hits and 50 rbi per season ... Hit 21 hrs those 2 seasons after connecting for only 8 in first 5 years in majors.

Boston '74-'75: Made the transition from shortstop to centerfield in '74, first full big league season ... Led the club with 7 sacrifice bunts that season and was 2nd with 19 steals ... Hit first big league grand slam off **Jim Perry** on June 29, '74 at Cleveland ... Played some at 3rd base as well as the outfield in '75 ... Batted .338 with men on base and was 5-for-7 as a pinch-hitter.

Tied an ALCS record for most stolen bases in a 3-game series (2) in league championship series vs. Oakland ... Threw out **Pete Rose** at home from leftfield in World Series.

Early Career: First called up by Red Sox in Sep., '71 as shortstop ... In first big league start on Sep. 4, went 3-for-4 with 2 rbi vs. Indians ... In '72, was recalled in June replacing the injured **Luis Aparicio** ... Hit 1st major league homer off Minnesota's **Ray Corbin** on July 4, '72 ... Led the International League in hitting in '73 with a .298 average ... Added a career-high 13 hrs that season.

Personal/Miscellaneous: Has played winter ball in Puerto Rico for Santurce for the past 15 seasons ... Played under **Frank Robinson** for 5 seasons there ... Married (**Irma Luz Gonzales Nieves**) with 2 children, **Juan, Jr.** (4/3/69) and **Irma** (9/21/73).

MICHAEL (MIKE) JAMES BODDICKER


Born: Aug. 23, '57; 5'11"; 182; Bats, R; Throws, R; Position: P.

Birthplace/Residence: Born in Cedar Rapids, IA ... Grew up and still lives in Norway, IA (southwest of Cedar Rapids).

Contract Status: Signed two-year contract, extending thru '86 season in Feb., '85.

Tenure: 3 years, 100 days.

Signed Originally with: Orioles.



YEAR CLUB	W-L	ERA	G	GS	CG	SHO	SV	IP	H	R	ER	BB	SO
1978 Bluefield-1	2-1	0.47	8	1	0	0	2	19	9	2	1	10	28
Charlotte	4-3	1.94	10	8	5	2	0	65	42	15	14	17	48
Rochester	1-0	1.80	1	1	0	0	0	5	4	1	1	2	3
1979 Charlotte	9-3	3.00	14	14	8	2	0	102	82	40	34	36	89
Rochester	4-6	6.00	15	12	2	1	0	72	88	48	48	27	48
1980 Rochester	12-9	2.18	25	25	13	4	0	190	149	57	46	35	109
Baltimore	0-1	6.43	1	1	0	0	0	7	6	6	5	5	4
1981 Rochester	10-10	4.20	30	29	8	3	0	182	182	91	85	66	109
Baltimore	0-0	4.50	2	0	0	0	0	6	6	4	3	2	2
1982 Rochester	10-5	3.58	20	19	5	1	0	133.1	121	59	53	36	82
Baltimore	1-0	3.51	7	0	0	0	0	25.2	25	10	10	12	20
1983 Rochester	3-1	1.90	4	4	1	1	0	23.2	17	6	5	13	18
Baltimore	16-8	2.77	26	24	10	5	0	179	141	65	55	52	120
1984 Baltimore	*20-11	*2.79	34	34	16	4	0	261.1	218	95	81	81	128
1985 Baltimore	12-17	4.07	32	32	9	2	0	203.1	227	104	92	89	135
M.L. Totals	49-37	3.24	103	93	35	11	0	682.1	623	284	246	241	409

* Led League

1—Selected by Orioles organization in June '78 free agent draft (6th round, Baltimore's 9th selection, secondary phase) ... Signed on 6/12/78.

League Championship Series Record

YEAR CLUB, OPP.	W-L	ERA	G	GS	CG	SHO	SV	IP	H	R	ER	BB	SO
1983 Bal. vs. Chi.	1-0	0.00	1	1	1	1	0	9	5	0	0	3	14

World Series Record

YEAR CLUB, OPP.	W-L	ERA	G	GS	CG	SHO	SV	IP	H	R	ER	BB	SO
1983 Bal. vs. Phil.	1-0	0.00	1	1	1	0	0	9	3	1	0	0	6

All Star Game Record

YEAR CLUB, SITE	W-L	ERA	G	GS	CG	SHO	SV	IP	H	R	ER	BB	SO
1984 A.L., S.F.	(selected, did not appear)												

Low Hitters: 1-Hitters—1, (Aug. 13, '84 at Tor.); **3-Hitters—2,** (Aug. 26, '83 vs. Min. at Bal. and Oct. 12, '83 vs. Phil. at Bal., WS game #2); **4-Hitters—6,** (the latest July 10, '85 vs. Min.).

Strikeout Highs: 14, (Oct. 6, '83 vs. Chi. at Bal., ALCS game #2); **12,** (Sep. 21, '83 at Det.).

Walk Highs: 6, 3 times, (the latest May 21, '85 at Oak.).

Winning Streaks: 6, (July 23 thru Aug. 24, '84); **5,** (Apr. 24 thru May 16, '85).

Losing Streaks: 5, (May 21 thru June 12, '85); **4,** (Sep. 3, '85—current).

Pitches: Fastball, curve, slider and change ... Also throws a "foshball", a combination of a forkball and changeup (a changeup is known as a "dead fish" in Orioles jargon).

THE 1985 SEASON

Mike's 3rd full season in the majors was a disappointment. His 17 losses were the most by an Oriole since **Dave McNally** posted a 17-17 mark in '73 ... Only 3 others lost as many in the A.L. last year (**Matt Young**, Seattle, 19; **Danny Darwin**, Milwaukee, 18; **Neal Heaton**, Cleveland, 17).

Tendinitis in left knee bothered him in his final 4 starts (all losses) and forced him to sit out the final 2½ weeks of the season.

Though he missed 3 or 4 starts, still led the club in complete games (9), shutouts (2) and strikeouts (135) and was 2nd in starts (32) and innings pitched (203.1) ... Issued a club-high 89 walks, 10th most in league.

MIKE BODDICKER (Cont.)

Averaged 3.94 walks per 9 innings, 9th highest mark among A.L. starters (min. 20 starts) . . . Had averaged 2.72 walks during '83 and '84 combined . . . Opponents batted .286 against him, 8th highest mark among A.L. starters . . . Limited opposing batters to a .225 average in previous 2 seasons . . . Led majors in '84 with 7.2 innings per start, but averaged just 6.1 in '85.

Hot Start: Began the season 6-1 (2.98 era, 54.1 ip, 18 er) after 1st 8 starts, giving him 16-4 record in his last 20 starts dating back to July 23, '84 . . . Beat Chicago, Texas and Minnesota twice each for his 6 wins . . . Split 1st 2 decisions then won 5 straight.

Broke string with 3-2 loss at Oakland on May 21 when he walked in the winning run with the bases loaded and two out in the 12th inning, the 1st of 5 straight losses (longest such streak of career).

Strange Turnaround: Following win streak went 6-16 (4.47 era, 149 ip, 74 er) in 24 starts the rest of the season . . . Failed to complete the 4th inning in 7 of those 24 starts and gave up 5 or more runs on 9 occasions.

Snapped 5-game losing streak with 9-1 win vs. Milwaukee on June 16 and won 2 of his next 3 decisions giving him 9-7 record . . . Was 3-10 (4.00 era, 87.2 ip, 39 er) in his last 14 starts including season ending 4-game losing streak.

By-Month: April (3-1, 3.09, 5 g) . . . May (3-2, 3.71, 5 g) . . . June (2-4, 5.24, 7 g) . . . July (2-4, 3.76, 6 g) . . . Aug. (2-2, 4.32, 5 g) . . . Sep.-Oct. (0-4, 3.97, 4 g).

Miscellaneous: Lost 4 one-run games and 4 2-run games . . . O's were 13-19 in his 32 starts . . . Was 7-8 on the road (4.77 era, 100 ip, 53 er) and 5-9 (3.40 era, 103.1 ip, 39 er) at home . . . Pinch ran in 2 games and scored a key run in 9th inning of 7-5 win vs. Angels (June 3).

1985 AND CAREER

Wins: Experienced the 1st losing season of his 8-year pro career in '85 . . . Despite winning only 12 games, has won 48 during the past 3 seasons ('83-'85), 5th in majors during that period behind **Jack Morris** (55), **Ron Guidry** (53), **Dan Petry** (52), and **Laman Hoyt** (52).

Was the A.L.'s only 20-game winner in '84 and one of only 3 in the majors (**Joaquin Andujar** and **Rick Sutcliffe**, who won 4 with the Indians and 16 with the Cubs, also won 20 games) . . . Is the only Oriole to win 20 since **Steve Stone** (25) and **Scott McGregor** (20) both did it in '80.

Complete Games: Led Orioles with 9 complete games and has now thrown 35 in career, already ranking him 10th on O's all-time list . . . Has thrown all 35 complete games in the last 3 seasons ('83-'85) tying him with **Fernando Valenzuela** for 6th in the majors during that span . . . Ranks behind **Jack Morris** and **Charlie Hough** (42), **Bert Blyleven** (41), **Mario Soto** (40), **Ron Guidry** (37).

Completed 43% of his starts (26 of 61) prior to '85 . . . Completed only 28% (9-32) in '85 . . . Was 2nd in the majors with 17 in '84.

Shutouts: His 2 shutouts led the O's staff . . . Shut out Boston 3-0 on 8 hits at Fenway on June 30 . . . Also blanked Seattle on 8 hits, 7-0, at Memorial Stadium on Aug. 29, his last win of '85 . . . Twice lost shutouts in the 9th . . . In 9-1 win over Milwaukee gave up lone run with 2 outs in 9th inning . . . Took 1-0 lead into 9th vs. Minnesota, but lost 2-1.

Has thrown 11 since the beginning of '83, tying him with **Valenzuela** and **Dwight Gooden** for 2nd in the majors during that period behind **John Tudor** (13). Tied for 8th on O's all-time list with **Tom Phoebus** . . . 2nd in the majors in '84 with 4.

Vs. Opponents: Was 2-10 (5.79 era, 84 ip, 54 er) vs. the A.L. East and 10-7 (2.87 era, 119.1 ip, 38 er) against the West . . . Went 11-4 vs. the East in '84 . . . Entered '85 with a 12-8 combined record vs. New York, Detroit, Boston and Toronto, but lost 8 of 9 decisions to that group last season . . . Lifetime is 28-16 vs. the West and 21-21 vs. the East.

Vs. California: Has found either feast or famine vs. the Angels . . . Only '85 start came in Anaheim where he suffered 10-4 defeat . . . In 4 career starts there is 1-3 with a 7.04 era (23 ip, 21 r, 18 er, 10 hrs) . . . In 3 starts vs. the Angels at Memorial Stadium is 3-0 with a 1.33 era (37 ip, 4 r, 4 er, 0 hrs, 3 cg's).

Vs. Chicago: Lost to the White Sox and **Tom Seaver** 5-3 on July 14, his 1st loss in 7 career decisions vs. the Pale Hose, including a 5-0 win in game #2 of the '83 ALCS.

Vs. Minnesota: After going 0-3 against the Twins in '84, he captured half of the O's wins against the Twins in '85 winning 3 of 4 decisions against them . . . A 2-run homer in 9th by **Tom Brunansky** gave him 2-1 defeat on July 10. Has thrown more innings vs. the Twins than against any one opponent (76.2) . . . His 3-1 career record in the Metrodome is the best among O's starters.

Vs. Oakland: Had a 2.36 era vs. the A's in '85, but was 1-3 losing all 3 games by a total of 4 runs . . . Held Oakland to .235 (119-28) team batting mark.

Vs. Seattle: Owns career-low 0.57 era (31.1 ip, 2 er) vs. Mariners . . . Has shut out the Mariners in his only 2 starts at home against them . . . Has yet to give up a home run to Seattle and has not allowed an earned run against them in his last 18 innings . . . Has held Mariners to .167 (108-18) team batting average.

Vs. Texas: Has a 6-0 lifetime mark vs. the Rangers, most wins against one opponent. The Orioles have won all 7 games he has started against Texas . . . Has given up 2 runs or less in 5 of those 7 starts . . . Had a 6-0 lead over Rangers on Aug. 18 at Baltimore, but game was rained out in the O's 3rd inning.

By-Month Lifetime: April 3-4, 3.62 (59.2 ip, 24 er) . . . May 11-5, 2.57 (119 ip, 34 er) . . . June 7-7, 4.18 (103.1 ip, 48 er) . . . July 8-8, 3.51 (128.1 ip, 50 er) . . . Aug. 11-4, 2.86 (141.1 ip, 45 er) . . . Sep.-Oct. 9-9, 3.10 (130.2 ip, 45 er).

Fielding: Was 2nd in the A.L. in double plays by pitchers (6), 3rd in total chances (74), 4th in assists (46) and 5th in putouts (26) . . . In '84, led all major league pitchers in successful total chances (98) and double plays (6) . . . Also tied A.L. record for putouts by pitcher in one season with 49.

Era: In each of his first 2 seasons, his era had been over 4.00 after May 1st for a combined total of just 7 days, but in '85 his era was over that figure the entire 2nd half of the season (from July 14) . . . ERA reached high point of 4.51 on June 25.

In '84, his 2.79 era (261.1 ip, 81 er) edged Toronto's **Dave Steib** (2.83) for the A.L. crown . . . Became the 3rd Oriole to win the era title (**Jim Palmer** did it in '73 (2.40) and '75 (2.09) and **Hoyt Wilhelm** was 1st in '59 (2.19).

In '83, his 2.77 era (179 ip, 55 er) was 2nd lowest in the A.L. to **Rick Honeycutt's** 2.42 . . . Though **Honeycutt** was traded by the Texas Rangers to the Los Angeles Dodgers on Aug. 19, he pitched more than the minimum qualifying standard of 162 innings and won the title.

PREVIOUS CAREER HIGHLIGHTS

1984: Became the first Oriole to win the era crown and lead the A.L. in victories outright in the same season . . . Received 3 first place votes for BBWAA's A.L. Cy Young award. Totaled 41 points in the voting (5-3-1) to finish behind Detroit's **Willie Hernandez** (88), Kansas City's **Dan Quisenberry** (71) and Cleveland's **Bert Blyleven** (45).

Finished 5th in majors in innings pitched with a career-high 261.1 innings, was 2nd in complete games and tied for 2nd in shutouts.

Named as the righthanded pitcher on the A.L. all-star teams selected by TSN and UPI . . . Selected for all-star game, but did not pitch . . . Twice selected A.L. "player of the week" and named the league's "pitcher of the month" in May.

After losing all 3 decisions in April (4.23 era), was 20-8 (233 ip, 68 er, 2.61) the rest of the season . . . Led O's in strikeouts (128) . . . Tied with **Mike Flanagan** for most starts (34).

In May, he posted a 6-1 record and a 1.72 era (57.2 ip, 11 er) and was named A.L. "pitcher of the month" . . . Was 10-4 from May 1 to the all-star break . . . Had a loss and a no decision in first 2 starts after the all-star break and then won career-high 6 straight.

Won 10 of his final 13 starts and completed his last 5 starts . . . Gained his 20th win in 1st and only attempt in last start of season of Sep. 29 at Boston.

Allowed 2 runs or less in 20 of his 34 starts . . . Pitched at least 7.1 innings in all 15 starts after the all-star break . . . In his last 30 starts, failed to reach the 8th inning only 4 times.

MIKE BODDICKER (Cont.)

1983: Began season in Rochester, but joined O's in May when injuries hit staff (came up when **Jim Palmer** went on DL) ... Shut out Chicago on 5 hits in 2nd game of doubleheader on May 17 in only his 2nd major league start ... Became regular from then on as **Mike Flanagan** missed next 3 months with knee injury suffered in the opener of that doubleheader.

Went on to a 16-8 record, most wins for a rookie that season ... Was 12-4 in final 17 regular season starts ... Second on team in victories, complete games (10) and strikeouts (120) ... Led A.L. in shutouts (5).

Selected A.L.'s "rookie of the year" by The Sporting News ... Named as the righthanded pitcher on the Topps Major League all-rookie team.

Excelled in post season ... Became the 1st rookie in LCS history to pitch a shutout ... Blanked Chicago on 5 hits, 4-0, in game #2 at Baltimore, bringing O's back from one game deficit ... Fanned career-high 14 batters tying the LCS record previously accomplished by Detroit's **Joe Coleman** in '72 and **John Candelaria** of Pittsburgh in '75 ... Named '83 ALCS "most valuable player" ... First pitcher to be so honored.

Again brought O's back from 1-0 deficit with a 4-hit, 3-1 victory over Philadelphia in game #2 of World Series on Oct. 12 at Baltimore ... Allowed only an unearned run, struck out 6 and walked none.

At the time of his recall, was 3-1 at Rochester with a 1.90 era in 4 starts ... Was one of the O's final cuts in spring training after being hampered by sprained ankle.

1982: Mike was recalled from Rochester on July 29 and pitched 7 times in relief over the last 2 months ... Earned his 1st major league victory against New York on Sep. 13, allowing one run in 3 innings.

After a slow start at Rochester, was 8-1 in his last 12 starts ... Was leading the Wings in most pitching categories at the time of his recall.

Drove in game-winning runs with 2-run pinch double to beat Toledo on June 26 in 1st professional at bat ... Mike was forced to hit when Rochester manager **Lance Nichols** had to put his designated hitter **Tim Derryberry** into the game defensively. The Wings had no position players remaining so Mike batted for pitcher **Nate Snell** with 2 out in the bottom of the 9th and Rochester trailing, 4-3.

1981: Mike led the Rochester staff in starts (29), shutouts (3), and strikeouts (109) ... Was recalled by Baltimore on Sep. 10 and pitched twice in relief over the final 6 days of the season.

1980: Finished 2nd in the I.L. with a 2.18 era and tied for 2nd with 13 complete games ... Was the circuit's top control pitcher with lowest ratio of walks per 9 innings pitched (1.66) and best figure of innings pitched (190) to base runners (hits-149, walks-35, hit by pitch-4) with a "minus 2" ... Was 9-2 starting June 13, including 3 straight wins from June 13 thru Aug. 13.

Major League Debut: Was recalled by the Orioles on Sep. 5 but did not pitch until Oct. 4 ... Started the 2nd game of a doubleheader against Cleveland and lost to the Indians, 6-4 (7.1 ip, 6 h, 6 r, 5 er).

Winter Ball: Pitched for Ray Miller's Caguas club in Puerto Rican League ... Best effort came in league championship series against Mayaguez when he threw 3-hit shutout to give Caguas 3-1 lead en route to league crown.

1979: Finished with a combined record of 13-9 at Charlotte and Rochester ... Was leading the Southern League in wins (9) when promoted to Rochester on June 25 ... Set a S.L. record with 18 strikeouts against Knoxville on June 7.

Pro Career: Signed by **Joe Bowman** and made rapid progress in 1st pro season in '78 ... Started with Bluefield in June, was promoted to Charlotte on July 15 and then to Rochester on Sep. 1, moving from college ball to AAA level in just 15 weeks (May 21 to Sep. 1).

Amateur Background: Played 3 seasons at the University of Iowa (Iowa City), earning a 3rd team all-Big 10 honors as a 3rd baseman in freshman year and as a pitcher in his junior season ('78) ... Fanned 189 batters in 166 career innings and led nation in strikeouts per 9 innings in '77 (11.5).

Was a two-time all-state selection in baseball at Norway Community High School (graduated '75) ... Also earned all-conference honors in basketball ... Was drafted by Montreal in the June '75 free agent draft but chose to go to Iowa.

Played semi-pro baseball in Fairbanks, Alaska in the summer of '77, and his team finished 2nd in the National Baseball Congress Tournament in Wichita ... Participated in Little League and American Legion baseball with his team going to the Legion world series 3 times ('74, '75, '76).

Personal: Spends most of the off-season in his hometown of Norway, Iowa (population 633) ... Has worked at a grain elevator operation in Norway for several of the past winters.

Norway has produced 2 other major leaguers: **Hal Trosky, Sr.**, a 1st baseman with Cleveland and Chicago White Sox from '33 to '46 and **Bruce Kimm**, who caught for 3 teams from '76 to '80 and is now the bullpen coach at Cincinnati.

Hobbies: Fishing, hunting and trapping ... Mike and his wife, the former **Lisa Mary Charipar**, were married Feb. 2, '80, and have a son, **Corey Michael** (4/5/83) and a daughter, **Stephanie Lynn** (1/16/85). His sister's husband **Jim Van Scoyoc**, was Mike's high school baseball coach.

RICHARD (RICH) ALBERT BORDI


Born: April 18, '59; 6'7"; 220; Bats, R; Throws, R; Position: P.

Birthplace/Residence: Born, raised and still resides in South San Francisco, CA.

Contract Status: Signed thru '86 season.

Tenure: 2 years, 133 days.

Signed Originally with: Oakland.



YEAR CLUB	W-L	ERA	G	GS	CG	SHO	SV	IP	H	R	ER	BB	SO
1980 W. Haven-1,2	4-6	4.14	11	9	6	0	0	76	75	42	35	30	49
Oakland	0-0	4.50	1	0	0	0	0	2	4	1	1	0	0
1981 Tacoma	9-11	3.68	27	27	15	2	0	191	197	98	78	66	101
Oakland-3	0-0	0.00	2	0	0	0	0	2	1	0	0	1	0
1982 Salt Lake City	12-9	4.49	25	25	8	0	0	168.1	212	105	84	31	118
Seattle-4	0-2	8.31	7	2	0	0	0	111.1	134	62	57	21	80
1983 Iowa	7-2	4.61	18	17	6	0	1	25.1	34	15	14	12	20
Chicago	0-2	4.97	11	1	0	0	0	4	83.1	78	37	32	20
1984 Chicago-5	5-2	3.46	31	7	0	0	2	98	95	41	35	29	64
1985 New York-6	6-8	3.21	51	3	0	0	0	2	98	95	41	35	29
A.L. Totals	6-10	3.76	61	5	0	0	2	115	118	54	48	31	74
N.L. Totals	5-4	3.81	42	8	0	0	5	108.2	112	52	46	32	61
M.L. Totals	11-14	3.78	103	13	0	0	7	223.2	230	106	94	63	135

* Tied for League lead

- 1—Selected by Minnesota in June '77 Free Agent Draft (5th round).
- 2—Selected by Oakland in June '80 Free Agent Draft (3rd round).
- 3—Acquired by Seattle from Oakland in deal for third baseman-outfielder Dan Meyer on 12/9/81.
- 4—Acquired by Chicago Cubs from Seattle in deal for outfielder Steve Henderson on 12/9/82.
- 5—Acquired by New York Yankees from Chicago with outfielder Henry Cotto, catcher Ron Hassey and pitcher Porfi Altamirano in deal for outfielder Brian Dayett and pitcher Ray Fontenot on 12/4/84.
- 6—Acquired by Orioles from New York with second baseman Rex Hudler in deal for Gary Roenicke and Leo Hernandez on 12/11/85.

Longest Outings: 9, (Aug. 31, '84 vs. Phil. at Chi.); 7, (June 9, '84 at St. Louis).

Strikeout Highs: 7, twice, (Sep. 18, '82 vs. Tex. at Sea. and Sep. 20, '85 at Bal.); 6, (Aug. 13, '83 at N.Y. Mets).

Walk Highs: 3, (June 9, '84 at St. Louis); 2, 15 times.

Winning Streaks: 3, (June 26 thru Sep. 1, '84).

Losing Streaks: 4, (Aug. 1, '82 thru Aug. 31, '83); 3, (Sep. 11 thru Sep. 20, '85).

Pitches: Sinker, slider, curve, change-up.

RICH BORDI (Cont.) 1985 AND MAJOR LEAGUE CAREER

Joined the Yankees prior to last season in trade from Chicago Cubs and remained with them all season . . . Made 48 appearances in relief and 3 starts, all in September, 2 coming against the Orioles . . . Was 3rd on club in appearances behind **Dave Righetti** and **Brian Fisher**.

Though was on disabled list with strained bicep muscle in right arm from April 30 thru May 14, enjoyed a better first half than 2nd . . . Was 2-2 with a 2.31 era (50.2 ip, 13 er) in 25 appearances before the all-star break and 4-6 with a 4.18 era (47.1 ip, 22 er) in 26 games in the 2nd half.

Was 1-0 in 5 games in April with 1.04 era (8.2 ip, 2 er) . . . Earned first A.L. win over Chicago on Apr. 18 . . . Enjoyed best stretch in 14 games from June 2 thru July 7 allowing only 7 earned runs in 32.1 innings (1.87 era) lowering era from 3.71 to 1.95.

Lost first 2 decisions of 2nd half, but from Aug. 9 thru Sep. 8 went 3-1 with a save while allowing only 3 runs (earned) in 16.2 innings (1.62 era) giving him a 5-5 record and 2.86 era . . . Then lost 1 straight before beating Orioles on Sep. 29.

Reliever/Starter: Was 4-7 with a 3.43 era (78.2 ip, 30 er) as a reliever and 2-1 with a 2.33 era (19.1 ip, 5 er) in 3 starts . . . Was primarily a starter in minor league career, but was converted to a reliever when recalled by the Cubs in '83.

In 13 big league starts is 5-5 with a 3.98 (63.1 ip, 28 er) and no complete games . . . As a reliever is 6-9 with a 3.66 era (162.1 ip, 66 er) and 7 saves in 90 games.

Vs. Baltimore: Pitched more innings vs. the Orioles than any other opponent (17.2 ip, 15 h, 5 er) . . . Made consecutive starts vs. the Orioles in September . . . Lost to **Mike Flanagan**, 4-2, in Baltimore (6.2 ip, 8 h, 4 r, 2 er) on Sep. 20, but tied career-high with 7 strikeouts . . . Then beat **Brad Havens**, 9-2, in New York (6 ip, 3 h, 3 r, 2 er) on Sep. 29.

By-Month: Apr.: 1-0-0, 1.04, 5 g . . . May: 0-0-0, 4.32, 4 g . . . June: 0-1-1, 1.69, 12 g . . . July: 1-2-0, 5.60, 12 g . . . Aug.: 2-2-1, 2.70, 9 g . . . Sep.-Oct.: 2-3-0, 3.71, 9 g.

Control: In 103 big league appearances has walked one batter or less 87 times and only once has he walked as many as 3 in a game . . . In pro career has walked only 2.46 batters per 9 innings.

Has a 2.3 to 1 strikeouts to walks ratio in pro career (483 to 210) . . . Threw wild pitch on Apr. 18 at Chicago, first and only one of career.

Miscellaneous: The O's are the 5th big league team he has played for since '81 . . . Allowed only 5 home runs in 98 innings last year . . . Was 4-3 at Yankee Stadium with 2.57 era (56 ip, 16 er) and 2-5 on the road with a 4.07 era (42 ip, 19 er).

PREVIOUS CAREER HIGHLIGHTS

1984: Spent first full season in big leagues and was used by Cubs mostly in relief, getting 7 starts . . . Earned his first major league win on May 20 vs. Houston . . . Was particularly effective from May 9 thru June 9 when he allowed only 3 earned runs in 25.2 innings (7 games).

Threw 4 innings of 1-hit relief to earn save vs. Dodgers on May 5 and blanked the Cardinals on 4 hits in a 7-inning stint on June 9 for a 5-0 win.

On July 31 took 1-hit shutout into 9th vs. Philadelphia before yielding homer to **Juan Samuel** . . . Completed 9 innings, longest stint in majors, but left with no decision in Cubs' eventual 2-1 loss.

Was on 15-day disabled list Aug. 7 thru Aug. 22 with back spasms.

1983: Began the season with the Cubs' AAA affiliate in the American Association . . . Was 7-2 in 18 games and tied for club lead in complete games with 6 despite being called up by Cubs on Aug. 11.

Used primarily in relief when recalled by Cubs . . . Made his first and only start for Cubs 2 days later in New York and lost 5-1 . . . Lost his only other decision at Cincinnati on Aug. 31 . . . Earned first big league save vs. Houston on Sep. 2.

1982: Spent majority of season at Salt Lake City, Mariners' AAA club in the Pacific Coast League . . . Started 25 games and completed 8 while compiling a 12-9 record . . . Tied **Matt Young** for

club leadership in strikeouts, complete games and wins . . . Had outstanding strikeouts/walks ratio, fanning 118 and walking 31.

Recalled by the Mariners on two occasions . . . Appeared in 4 games, including his first 2 big league starts the first time he was recalled in August . . . Lost both starts lasting 1/3 inning each time.

Returned to Salt Lake City and recalled for 2nd time in Sep. . . Had his best performance on Sep. 18 against Texas when he struck out 7 in 4 innings of relief . . . Had a 2.57 era (7 ip, 2 er) in 3 games after 2nd recall . . . Went to Chicago Cubs in off-season deal for outfielder **Steve Henderson**.

1981: In first full pro season led Pacific Coast League in complete games with 15 in 27 starts while at Tacoma . . . Called up by Oakland and made 2 relief appearances . . . Traded to Seattle during off-season for **Dan Meyer**.

1980: Was selected by Oakland in 3rd round of June '80 free agent draft . . . Was assigned to West Haven (AA) in Eastern League, but was promoted to the A's on July 14 . . . Made one appearance in relief at home vs. Detroit and gave up 4 hits and one run in 2 innings.

On July 24, returned to West Haven where he completed 6 of 9 starts that season . . . Was the final player signed by former A's owner **Charles Finley**.

Amateur Background: Upon graduating from El Camino High School in South San Francisco, was drafted by Minnesota Twins in 5th round of June '77 free agent draft.

Also offered baseball scholarships to Fresno State, Stanford, USC and Arizona State as well as football scholarship to Nebraska . . . Chose Fresno State where he majored in Criminology . . . Earned 3 baseball letters and selected MVP in junior and senior years.

Played Little League, American Legion and Babe Ruth League baseball in South San Francisco.

Personal: He and his wife, the former **Leslie Caswell**, reside in Rohnert Park, South San Francisco . . . Hobbies include golf and hunting.

GEORGE EARL (STORM) DAVIS, JR.


Born: Dec. 26, '61; 6'4"; 200; Bats, R; Throws, R; Position: P.

Birthplace/Residence: Born in Dallas, TX . . . Grew up in Jacksonville, FL, and nearby Atlantic Beach . . . Owns home in Cockeysville, Baltimore County.

Contract Status: Signed two-year contract, extending thru '86 season, in Jan., '85.

Tenure: 3 years, 150 days.

Signed Originally with: Orioles.



YEAR CLUB	W-L	ERA	G	GS	CG	SHO	SV	IP	H	R	ER	BB	SO
1979 Bluefield-1	4-4	3.88	10	10	3	1	0	58	44	34	25	30	54
1980 Miami	9-12	3.52	25	25	7	0	0	151	157	85	59	55	90
1981 Charlotte	14-10	3.47	28	28	6	2	0	187	215	86	72	65	119
1982 Rochester	2-1	3.71	4	4	0	0	0	26.2	25	13	11	7	27
Baltimore	8-4	3.49	29	8	1	0	0	100.2	96	40	39	28	67
1983 Baltimore	13-7	3.59	34	29	6	1	0	200.1	180	90	80	64	125
1984 Baltimore	14-9	3.12	35	31	10	2	1	225	205	86	78	71	105
1985 Baltimore	10-8	4.53	31	28	8	1	0	175	172	92	88	70	93
M.L. Totals	45-28	3.66	129	96	25	4	1	701	653	308	285	233	490

* Led League

1—Selected by Orioles organization in June '79 free agent draft (7th round, Baltimore's 6th pick, regular phase) . . . Signed on 6/6/79 by Jack Sanford.

League Championship Series Record

YEAR CLUB, OPP.	W-L	ERA	G	GS	CG	SHO	SV	IP	H	R	ER	BB	SO
1983 Bal. vs. Chi.	0-0	0.00	1	1	0	0	0	6	5	0	0	2	2

World Series Record

YEAR CLUB, OPP.	W-L	ERA	G	GS	CG	SHO	SV	IP	H	R	ER	BB	SO
1983 Bal. vs. Phil.	1-0	5.40	1	1	0	0	0	5	6	3	3	1	3

STORM DAVIS (Cont.)

Low Hitters: 3-Hitters—5, (the latest Aug. 30, '85 vs. Sea. at Bal.).
4-Hitters—1, (June 14, '85 vs. Mil. at Bal.).

Strikeout Highs: 9, twice, (Aug. 26, '82 vs. Tor. at Bal. and July 18, '85 at Sea.); **8, 3 times**, (the latest Aug. 28, '85 at Oak.).

Walk Highs: 6, twice, (Sep. 22, '84 vs. Bos. at Bal. and July 22, '85 Min.); **5**, (May 13, '85 vs. K.C. at Bal.).

Winning Streaks: 6, (July 12 thru Aug. 6, '84); **5**, (Aug. 10 thru Sep. 1, '85).

Losing Streaks: 4, (June 18 thru July 22, '85); **3, twice**, (the latest Aug. 11 thru 21, '84).

Pitches: Fastball, curve, slider and change-up.

THE 1985 SEASON

Won 6 of 9 decisions in the 2nd half which led to his 4th winning campaign in 4 big league seasons . . . Tied for 2nd on the club in complete games (8) and 3rd in strikeouts (93), despite pitching only 3 innings (2 starts) after Sep. 10, due to an injury to his right wrist. See below under "Line Drives/Injuries".

Was 4-5 (5.09, 104.1 ip, 59 er) in 19 first half appearances and 6-3 (3.69, 70.2 ip, 29 er) in 12 2nd half games.

Walked a career-high 3.6 batters per 9 innings . . . Failed to complete the 4th inning in 8 starts (see below under "Early Inning Woes" . . . Was Orioles "opening day" starter, but after 5 starts was 1-0 with a 7.23 era (23.2 ip, 19 er) and was moved to the bullpen.

After 2 relief stints, returned to rotation and won 2 of next 3 decisions . . . Then went 2-6 (5.17 era, 55.2 ip, 32 er) in 10 starts from June 9 thru Aug. 1 leaving him 5-7 (5.24 era, 125.1 ip, 73 er, 66 bb, 60 so) on season.

Went 5-1 in his last 8 starts (2.72 era, 49.2 ip, 15 er, 9 bb, 33 so) including 5 in a row (see below under "Five Straight") before suffering season ending injury in loss to Yankees.

Line Drives/Injuries: In each of his last 2 starts of '85, he was struck by a line drive and was forced to leave the game . . . On Sep. 15 at Detroit, **Lou Whitaker**, the first Tiger batter, lined the 3rd pitch off Davis' left shin leaving a bad bruise.

In his next start on Sep. 21, New York's **Mike Pagliarulo** hit a line off Storm's right wrist, bruising the median nerve and tendon in the wrist . . . Was removed in the 4th inning and took a 5-2 loss ending his 5-game win streak . . . Was unable to pitch the remainder of '85 . . . Went on a successful therapy program during the off-season . . . Also missed a start on July 12 because of a pulled hamstring.

Five Straight: His five consecutive wins from Aug. 10 thru Sep. 10 over 6 starts (2.31 era, 46.2 ip, 44 h, 12 er) tied **Mike Boddicker** for O's longest win streak of season, and 2nd longest of career . . . Just missed consecutive shutouts . . . Beat Seattle on 3-hitter, 6-0 on Aug. 30, retiring the first 17 batters, then took 3-hitter shutout into 9th vs. Oakland on Sep. 4, but yielded homer to **Bruce Bochte** and settled for 6-1 win.

Early Inning Woes: In 28 starts, gave up 24 first inning runs . . . After first 20 starts, had given up 40 runs (39 earned) in the first and 2nd innings combined for a 9.16 era . . . On the season he gave up 41 runs (40 earned) in the first 2 innings combined for an era of 6.83 . . . In the later innings combined, had a 3.53 era (122.1 ip, 51 r, 48 er).

By-Month: April (1-0, 7.23, 5 g) . . . May (2-1, 3.44, 6 g) . . . June (1-3, 4.93, 6 g) . . . July (1-2, 4.44, 4 g) . . . Aug. (3-1, 4.15, 4 g) . . . Sep.-Oct. (2-1, 3.32, 4 g).

Miscellaneous: O's were 15-13 in his 28 starts . . . Had a 4.53 era (89.1 ip, 45 er) at home and a 4.52 era (85.2 ip, 43 er) on the road . . . His shutout vs. Seattle on Aug. 30 was first in career at home.

1985 AND MAJOR LEAGUE CAREER

Home Runs: Has allowed only 40 home runs in 701 career innings (one homer every 17.5 innings), the best ratio on the club . . . At Memorial Stadium is even tougher (17 hrs. in 355.2 innings, one homer/20.9 ip).

In '85, gave up 11 home runs in 175 innings (one every 15.9 innings), best ratio among Oriole starters and 3rd best in the A.L. (min. 162 innings) behind Kansas City's **Danny Jackson** (7 hrs. in 208 innings, one/29.7 ip) and Detroit's **Walt Terrell** (9 hrs. in 28 innings, one/25.4 ip).

Yielded 2 home runs (**Ron Hassey** and **Ken Griffey**) in last start vs. New York on Sep. 21 in Baltimore, the first time he had given up 2 or more home runs in a game since July 18, '83 at the Kingdome . . . Also gave up first grand slam of career on July 2 to Detroit's **Darrell Evans** at Memorial Stadium.

Did not allow a home run between blasts by **Willie Aikens** (then with Kansas City) Aug. 30, '83 and Seattle's **Ken Phelps**, May 28, '84 (111.2 innings) . . . Allowed only one home run at home in '84, that coming on a 2-out, 9th inning shot by **Don Baylor** on Sep. 26, his last start of the season . . . That homer broke a string of 147 homer-less innings by Davis at Memorial Stadium.

Wins: Has the 4th best lifetime won-lost pct. in the majors (min. 50 dec.) with a .616 (45-28) mark trailing **Dwight Gooden**, .759 (41-13); **Ron Guidry**, .693 (154-68); **Aurelio Lopez**, .640 (57-32) . . . Is currently 6th on O's all-time won-lost pct. list.

By-Month Lifetime: April 2-0, 3.53 (81.2 ip, 32 er) . . . May 9-4, 2.71 (129.2 ip, 39 er) . . . June 4-8, 3.88 era (118.2 ip, 51 er) July 12-3, 3.48 (129.1 ip, 50 er) . . . Aug. 9-7, 4.01 (130.1 ip, 58 er) . . . Sep.-Oct. 9-6, 4.43 (111.2 ip, 55 er).

Starter/Reliever: Had no decisions and a 6.00 era (9 ip, 6 er) in 3 relief appearances . . . Lifetime is 3-3 in relief with a 2.81 era (93 ip, 29 er) . . . In 96 career starts is 42-25 with a 3.78 era (608 ip, 256 er).

Vs. Opponents: Was 8-3 vs. the Western division teams and 2-5 vs. the East . . . Lifetime is 28-10 (2.91 era, 396.1 ip, 128 er) against the West and 17-18 (4.64 era, 304.2 ip, 157 er) vs. the East.

Has a losing record against only 3 teams: Boston (2-6), New York (1-5) and Toronto (2-3) . . . Has a 40-14 record combined against everyone else . . . Is undefeated against Texas, Chicago and California . . . See page 67 for '85 and lifetime stats vs. each opponent.

Vs. Boston: Beat the Red Sox, 7-5 at Fenway on Sep. 10, breaking 5-game losing streak to the Carmines . . . His 6 losses and 6.36 era (46.2 ip, 33 er) vs. Boston are highs against one opponent.

Vs. Chicago: Has a career-low 2.00 (36 ip, 8 er) vs. the White Sox . . . Has been most effective at home, having allowed the Sox only 6 hits and one run (earned) in 19.2 innings lifetime at Memorial Stadium.

Vs. Detroit: Although he had no decisions against the Tigers, limited them to a .083 team average (24-2) . . . Gave up **Darrell Evans'** grand slam in first inning of start on July 2, then didn't allow a hit the next 6 innings . . . Has held Tigers to a career best .204 (201-41) avg. during career, but has allowed 8 hrs. to Detroit, most by one opponent.

Vs. New York: Lost both '85 starts to the Yankees and has lost 4 straight to New York since he gained his only win at Baltimore on Sep. 14, '82, 5-3 over **Mike Morgan**.

Vs. Texas: For the 2nd straight year went 3-0 vs. the Rangers and is 6-0 vs. them in his last 7 starts . . . Is 7-0 lifetime vs. Texas, tied with Seattle for most wins against one opponent . . . His 2.07 era (82.2 ip, 19 er) is bettered only by his 2.00 vs. Chicago . . . Rangers have batted only .206 (296-61) as a team against Davis.

Home/Away: Has a 25-10 (.714) career record on the road, best pct. on the club . . . Has enjoyed particular success at Texas (4-0); Detroit (3-0); Seattle (3-0) and Kansas City (3-1) . . . Has a 3.80 road era (345.2 ip, 146 er).

His era at home is lower (3.52, 355.1 ip, 139), but he has only a 20-18 mark at Memorial Stadium.

PREVIOUS CAREER HIGHLIGHTS

1984: Was 7th in the A.L. with a 3.12 era (225 ip, 78 er) and tied for 9th in complete games (10) . . . Was 3rd on the O's staff in wins (14), strikeouts (105) and innings. Lost 5 one-run games . . . Allowed 3 runs or less in 24 of 31 starts.

Was 6-1 thru first 11 starts and was leading the A.L. in era thru the first 2 weeks of June . . . Lost next 3 decisions, but then won career-high six straight to start the 2nd half of season . . . Era rose above 3.00 for 1st time all season on Sep. 22, after his next to last start . . . Allowed just 5.17 extra base hits per 100 batters faced, lowest rate among A.L. starters.

1983: Led O's with 125 strikeouts, 2nd on club in innings pitched (200.1) and starts (29), 3rd in wins (13) and complete games

STORM DAVIS (Cont.)

(6) . . . Despite some arm and neck problems late in season, won division-clinching game 5-1 at Mil. Sep. 25.

Started game #4 vs. White Sox in ALCS at Comiskey Park and blanked Chicago on 5 hits in 6 innings . . . O's eventually won 5-0 in 10 innings to capture A.L. pennant . . . Also started game #4 of World Series vs. Phillies . . . Credited with 5-4 win after allowing 6 hits and 3 runs in 5 innings.

Became 7th pitcher in O's history to lose a no-hitter in the 8th inning, broken by **Rich Leach** . . . With help from **Tippy Martinez**, finished with combined 2-hit, 3-1 win over Detroit June 26.

1982: Was used as long reliever and spot starter in rookie season after being recalled from Rochester for good on May 15 . . . Was 5-2 in 8 starts with his best effort being a 6-hit, 7-1 triumph over Mil. on Oct. 12, his 1st major league complete game . . . Made major league debut on April 29, at age 20 years, 4 months . . . Youngest Oriole to appear in a major league game since **Mike Adamson** (18 yrs., 9 mos.) in July '67 . . . Won 5 of last 6 decisions after Aug. 25.

Pro Career: Pitched only 4 games at triple-A level, those coming at Rochester in '82 . . . Finished 2nd in the Southern League in wins (14) and tied for 3rd in starts (28) at Charlotte in '80 . . . Also topped Charlotte in innings (187) and strikeouts (119).

In '80 paced Miami (51-85) in wins (9) and strikeouts (90) . . . In '79, led Bluefield in strikeouts (54 in 58 innings) and starts (10).

Amateur Career: Was 42-3 in 3 seasons at University Christian High School (graduated '79) . . . Struck out 496 batters in 278 innings and had a 0.45 era . . . Earned all-conference, all-region, and team "mvp" honors in all 3 seasons and was all-state as junior and senior . . . Played 1st base when not pitching . . . Also starred in football and basketball. Played Little League baseball.

Nickname: His nickname, "Storm", originated before he was born . . . While **Mrs. Davis** was pregnant with him, she was reading a book about a character named **Dr. Storm** . . . She wanted her son to have the same qualities as the character possessed, thus the nickname.

Personal: His father, **George, Sr.**, now head football and baseball coach at Temple Christian Academy, coached **Storm** from age 6 thru high school . . . His mother is a radio talk show hostess in Jacksonville.

Is actively involved with the Fellowship of Christian Athletes . . . Competed in the Superstars competition at Key Biscayne in late January '83 . . . He and his wife, **Angie (Angeline Leonara Gay)**, were married Sep. 6, '80 . . . They have a son, **Zachary Storm** (6/26/85).

JOHN RIKARD (RICK) DEMPSEY


Born: Sep. 13, '49; 6'0"; 184; Bats, R; Throws, R; Position: C.

Birthplace/Residence: Born in Fayetteville, TN . . . Grew up in Southern CA . . . Now lives in Agoura, CA.

Contract Status: Signed five-year contract in Sep. '78 extending thru '83 season, signed three-year extension (with option for a 4th season) extending thru '86 in Apr. '83.

Tenure: 13 years, 13 days.

Signed Originally with: Minnesota.



LIFETIME HOME RUN LEADERS VS. ORIOLES

- | | |
|------------------------------------|----------------------------------|
| 1. 70+—Harmon Killebrew ('54-'75) | 6. 35—Frank Howard ('65-'73) |
| 2. 44 —Mickey Mantle ('54-'68) | 7. 34—Jim Rice ('74-) |
| 3. T 40+—Reggie Jackson ('67-) | 8. 33—Carl Yastrzemski ('61-'83) |
| 3. T 40 —Al Kaline ('54-'74) | 9. 30—Graig Nettles ('67-'83) |
| 5. 39 —Rocky Colavito ('55-'68) | 10. T 29—Roy Sievers ('54-'65) |
| †Includes 2 HR in ALCS competition | 10. T 29—Norm Cash ('58-'75) |

YEAR CLUB	AVG.	G	AB	R	H	2B	3B	HR	RBI	BB	SO	SB	CS	HP
1967 Sarasota—1	.206	40	102	9	21	4	3	0	9	7	12	1	2	0
1968 Wisc. Rapids	.229	11	35	12	8	2	0	1	6	1	7	0	0	0
Auburn	.293	73	270	48	79	10	7	7	61	23	39	3	0	1
1969 Wisc. Rapids	.364	50	151	35	55	11	2	6	31	25	12	7	1	1
Minnesota	.500	5	6	1	3	1	0	0	0	1	0	0	0	0
1970 Charlotte	.245	105	351	28	86	20	6	4	42	35	66	4	1	1
Minnesota	.000	5	7	1	0	0	0	0	0	1	0	0	0	0
1971 Charlotte	.243	105	338	39	82	16	2	8	47	42	28	3	1	1
Minnesota	.308	6	13	2	4	1	0	0	0	1	1	0	0	0
1972 Minnesota	.200	25	40	0	8	1	0	0	0	6	8	0	0	0
Tacoma—2	.236	48	161	13	38	6	2	3	18	12	27	2	1	1
1973 Syracuse	.248	122	387	53	96	14	4	6	47	55	43	11	4	1
New York (AL)	.182	6	11	0	2	0	0	0	0	1	3	0	0	0
1974 New York (AL)	.239	43	109	12	26	3	0	2	12	8	7	1	0	0
1975 New York (AL)	.262	71	145	18	38	8	0	1	11	21	15	0	0	0
1976 N.Y. (AL) Bal.—3	.194	80	216	12	42	2	0	0	12	18	21	1	1	2
1977 Baltimore	.226	91	270	27	61	7	4	3	34	34	34	2	3	2
1978 Baltimore	.259	136	441	41	114	25	0	6	32	48	54	7	3	0
1979 Baltimore	.239	124	368	48	88	23	0	6	41	38	37	0	1	0
1980 Baltimore	.262	119	362	51	95	26	3	9	40	36	45	3	1	3
1981 Baltimore	.215	92	251	24	54	10	1	6	15	32	36	0	1	1
1982 Baltimore	.256	125	344	35	88	15	1	5	36	46	37	0	3	0
1983 Baltimore	.231	128	347	33	80	16	2	4	32	40	54	1	1	3
1984 Baltimore	.230	109	330	37	76	11	0	11	34	40	58	1	2	1
1985 Baltimore	.254	132	362	54	92	19	0	12	52	50	87	0	1	1

M.L. Totals .240 1297 3622 396 871 168 11 65 351 421 497 16 17 13

GWRBI: '79-3; '80-2; '81-3; '82-7; '83-1; '84-3; '85-4. Total: 23.

1—Selected by Minnesota organization in June '67 free agent draft (12th round, regular phase).
Signed on 6/6/67.

2—Acquired by New York Yankees from Minnesota Twins in deal for outfielder Danny Walton 10/27/72. Assigned to Syracuse.

3—Acquired by Orioles from New York Yankees with pitchers Rudy May, Tippy Martinez, Dan Pagan and Scott McGregor (assigned from Syracuse to Rochester) in deal for pitchers Ken Holtzman, Doyle Alexander and Grant Jackson and catcher Elrod Hendricks on 6/15/76 . . . At same time pitcher Jimmy Freeman was assigned outright from Rochester to Syracuse.

League Championship Series Record

YEAR CLUB, OPP.	AVG.	G	AB	R	H	2B	3B	HR	RBI	BB	SO	SB	CS	HP
1979 Bal. vs. Cal.	.400	3	10	3	4	2	0	0	2	1	0	1	0	0
1983 Bal. vs. Chi.	.167	4	12	1	2	0	0	0	0	1	1	0	0	0
L.C.S. Totals	.273	7	22	4	6	2	0	0	2	2	1	1	0	0

World Series Record

YEAR CLUB, OPP.	AVG.	G	AB	R	H	2B	3B	HR	RBI	BB	SO	SB	CS	HP
1979 Bal. vs. Phil.	.286	7	21	3	6	2	0	0	0	1	3	0	0	0
1983 Bal. vs. Phil.	.385	5	13	3	5	4	0	1	2	2	2	0	0	0
W.S. Totals	.324	12	34	6	11	6	0	1	2	3	5	0	0	0

Career Highs, Game: (all set with O's) . . . **Runs—3, 4 times** (latest Aug. 26, '85 at Cal.); **Hits—4, 3 times** (June 2 & Aug. 10, '85 at Tex.; **Home Runs—2, 3 times** (Apr. 18, '85 at Cle.; Aug. 19, '84 vs. Cal. at Bal. & Apr. 29, '80 vs. N.Y. at Bal.); **RBI—5** (July 16, '80 at Mil.), **4, twice** (latest Apr. 18, '85 vs. Cle. at Bal.).
Hitting Streaks—9, twice (July 1 thru 16, '80 and Aug. 16 thru 27, '81).
Grand Slams—1 (see page 14).

Rick has now been in the American League for all or part of 18 straight seasons ('69 thru '86), including the last 13 full seasons.

1985 SEASON SUMMARY

For the 2nd straight year Rick set a career high in home runs (12) and also set a personal standard for rbi (52) . . . Has hit 20 home runs in his last 167 games starting Aug. 17, '84

He enjoyed the most productive month of his career in April (17 rbi along with a .305 average in 19 games) and also threw out 9 of the first 14 runners trying to steal on him. That month included several big days including his 3rd career 2-homer game, at Cleveland on Apr. 18 (off **Bert Blyleven** and **Jamie Easterly**).

His late-season low was .231 (186-43) on July 3rd and his high was .259 on September 16 (324-84).

He caught 131 games and has now logged 1,101 games behind the plate for the O's. He ranks well ahead of **Gus Triandos** (784) whose record he surpassed in '83 . . . In '85 he committed only 2 passed balls and made 8 errors in 632 chances for a .987 average.

Rick hit .321 for the year against lefthanded pitching (156-50), and hit for a slightly higher average (.255) in the first half than in the second, an unusual occurrence (see "1st Half/2nd Half" below for details).

RICK DEMPSEY (Cont.)

By Month: Apr.—.305 (59-18), hr-4, rbi-17; May—.206 (63-13), hr-0, rbi-3; June—.190 (58-11), hr-1, rbi-6; July—.295 (61-18), hr-1, rbi-6; Aug.—.267 (60-16), hr-4, rbi-10; Sep.-Oct.—.262 (61-18), hr-2, rbi-10.

Miscellaneous: Hit .273 (183-50) on the road and .235 (179-42) at home.

1985 AND CAREER HIGHLIGHTS

Eraser Rate: Despite a .262 (sb-76, cs-27) percentage against base-stealers in '85, Rick has an Orioles career percentage of .389 (sb-461, cs-294), and has picked off an additional 19 runners. For comparison's sake, since Rick became an Oriole, the league average vs. the stolen base has been .364 (sb-13,734; cs-7,852).

He tossed out 9 of 14 runners attempting to steal from opening day thru April 28.

In post-season play, he has tossed out 6 of 11 base-stealers. Threw out the first 9 base-stealers to run against him in '82 and in spring training that year nailed 10 in a row at one stretch. Is the only catcher ever to nip **Julio Cruz** twice in one game, on Sep. 1, '82 (with **Steve Stone** pitching).

Threw out 4 Angels in one game on May 12, '77 at Anaheim (**Bobby Grich**, **Gil Flores**, **Jerry Remy** and **Don Baylor**) and has gunned down 3 in one game 7 times (most recently July 8, '83 Seattle—**Spike Owen** twice and **Dave Henderson**).

Catching: Has a career fielding percentage of .987 in the A.L. (TC-6,001, E-74) and .988 (TC-5,554, E-61) for the O's. . . . Has twice led the league's backstops in percentage: '81 (.998, 1 error in 421 chances) and '83 (.997, 2 errors in 658 chances).

He has made only 41 passed balls lifetime, 38 with the Orioles. . . . To put that into perspective, **J.C. Martin** of the '65 White Sox had 33 in just one season.

Vs. LHP/RHP: His .321 (156-50) average vs. lefthanders was 117 points better than the .204 (206-42) he batted against righthanders. . . . He hit 7 of his 12 home runs off lefthanded pitching.

Lifetime, the difference is not so desperate: **vs. lefthanders**-.266 (1169-311) and **vs. righthanders**-.232 (2069-479). . . . He's hit 30 homers against lefthanders and 32 vs. righthanders.

Over the last 2 seasons, Rick has batted .307 (241-74) off lefthanded pitching. . . . In the 10 years he's been with the O's, he has had a higher average against southpaws 6 times.

1st Half/2nd Half: Since joining the O's Rick has batted .254 (1516-385) after the All-Star game and .227 (1775-403) prior. . . . In '85 he hit .255 (212-54) in the first half and .253 (150-38) in the 2nd.

However, he was a more consistent 2nd half hitter. After batting .305 in April he hit only .198 (121-24) over the next two months; whereas, after batting .295 in July, he hit a much more respectable .264 (121-32) from August thru the balance of the season.

He has had a better 2nd half average in 7 of his 10 seasons in a Baltimore uniform. The biggest difference was in '82 when he hit .304 (158-48) after the break compared to only .215 (186-40) in the early part of the season.

Vs. Opponents: Batted .371 (35-13) against the Rangers, his seasonal high. His lowest average (.136, 22-3) was against the Angels, against whom he had batted .423 (26-11) with 4 home runs the year before. . . . He was most productive vs. the Indians against whom he hit 4 home runs and drove in 10 in 13 games while batting .317 (41-13).

Despite a .143 (21-3) '85 average vs. the Twins, Rick's .283 lifetime mark (240-68) against the club that originally signed him and brought him to the majors is his highest vs. a single opponent.

He has hit a high of 8 career homers against the Red Sox, Angels and Indians. . . . Outside of Baltimore he has hit most home runs in Fenway Park, Boston (5). . . . His rbi high is 37 lifetime vs. California.

Post-Season: Has career post-season average of .304 (17-36) in 19 games (7 ALCS & 12 WS). . . . Has appeared in 19 of O's 20 post-season games during his tenure in Baltimore.

Was unanimous '83 WS "mvp". . . . His 5 hits were all for extra bases (4 doubles and a homer), a 5-game WS record, and batted .385 (5-for-13). . . . Was awarded a Pontiac Trans Am from SPORT Magazine.

Had gwrbi double off **Charlie Hudson** in game 2, contributed 2 doubles in game 3, then homered (off **Hudson** again) and doubled in decisive game 5. Also threw out **Joe Morgan** twice in 3 tries trying to steal (no other Phillie attempted to run). . . . Started all 5 games (also started all 4 ALCS games in '83).

Batted .400 (4-for-10) vs. Angels in 4 game '79 ALCS.

PREVIOUS ORIOLES CAREER HIGHLIGHTS BY YEAR

1984: An injury to his right shoulder sustained in spring training persisted thru the season and severely hampered his ability to throw out runners. . . . Was hit twice in shoulder with foul tips in Florida, but continued to play and apparently aggravated the injury by altering his throwing motion to compensate for the pain.

Hit a career high 11 homers, 8 of them in his last 35 games (starting Aug. 17). . . . Batted .257 after the break (175-45) and .200 (155-31) in the 1st half. . . . Played in 11 of 14 games on O's junket to Japan. . . . It was his 2nd Japan tour, having accompanied major league All-Stars in '79.

Was hitting only .196 thru July 12th, but hit .262 from that point on (53 games to finish at .230).

1983 Season: Set O's record for most games caught lifetime (see "Catching" above). . . . Led A.L. catchers in fielding (.997) for 2nd time in 3 years and committed only one passed ball. . . . Was WS "mvp" (see above under post-season).

1982 Season: Hit .304 (158-48) after all-star break and .323 (65-21) during the O's stretch run in Sep.-Oct. Went 2-for-3 in climactic Oct. 3 finale against the Brewers. . . . Experimented with switch-hitting in the Fla. Instructional League, spring training and early in regular season, but gave it up in early May after going 2-for-13 (hits off **Dennis Leonard** and **Angel Moreno**).

1981 Season: Led A.L. catchers in fielding pct. at .998 (1 error) but compiled his lowest average as an Oriole (.215).

1980 Season: Batted .293 (56-for-192) from July 1 thru end of year (66 games) to wind up at .262, matching his best previous average ('75 with Yankees). . . . Set career highs in hr (9, exceeded in '84), 2bh (26) and rbi (51).

O's catching combo of **Dempsey** and **Dan Graham** contributed 93 rbi (while catching only). It was 2nd highest combined total in club history at that position behind: '73-103 (**Earl Williams**-65, **Andy Etchebarren**-23 and **Ellie Hendricks**-15).

Rick, **Graham** and **Dave Skaggs** amassed 90 assists to tie Texas catchers for league lead. . . . Played 6 games in outfield and 2 at 1b.

1979 Season: Led A.L. catchers in assists (81). . . . Was batting .278 in mid-June, then tailed off to a final .239. . . . Accompanied **Earl Weaver**, **Ken Singleton** and **Dennis Martinez** on major league all-star trip to Japan after the World Series.

1978 Season: Batted .293 from June 23rd to end of year. . . . Was batting only .209 thru June 22, but finished at .259. . . . Had 2 4-hit days at Kingdome. . . . Went 3-for-4 with a home run on Aug. 30 off **Ron Guidry** who was 25-3 with a 1.74 era that year.

1977 Season: Became major league regular for 1st time and caught in 79 of O's 1st 83 games thru July 8. . . . That night he was hit by a **Don Gullett** pitch which broke a bone in his left index finger. Came off the disabled list Aug. 21 (**Brooks Robinson** went on voluntarily retired list to accommodate his return), but caught in only 12 more games the rest of the way.

1976 Season: After joining O's in mid-June, shared catching duties with **Dave Duncan**. . . . Played 3 games in outfield. . . . Batted .213 (37-for-174) for the O's and .119 (5-for-42) for the Yankees.

YANKEES AND TWINS

Yankees: Spent 1st year in NY organization ('73) at Syracuse, but was called up to Yanks in Sep., and remained with them until trade to O's in '76, he started 21 games behind plate as backup to **Thurman Munson**.

Twins: Recalled by Twins in Sep. for 3 straight years ('69 thru '71) then started '72 in Minnesota before being assigned to Tacoma (PCL).

Was chosen by Twins in 14th round of June '67 draft and was signed by former Phila. pitcher **Jesse Flores**. . . . Was 2 time all-star

RICK DEMPSEY (Cont.)

selection in Southern League while playing for Charlotte, then a Minnesota farm club ('70-'71) . . . Was "mvp" in N.Y.-Penn League in '68.

Personal: Attended Crespi High School in Encino, CA . . . His 29-year old brother, **Pat**, also a catcher, is an 8-year pro who played in O's organization in '83 (Charlotte and Rochester) and spent last season with the Maine Guides, Cleveland's affiliate in International League . . . **Pat** was Oakland's number 2 pick in Jan. '77 draft . . . Rick's sister, **Cherie**, is a professional golfer.

His father, **George T. Dempsey**, played in Broadway production of "Song of Norway" after WWII . . . Rick is something of an actor himself . . . In July '84 he read "Casey at the Bat," accompanied by the Baltimore Symphony Orchestra, in a "Harborlights Concert" Series production.

He also has done his own "Baseball Soliloquy in Pantomime" during rain delays in Fenway Park twice (a **Babe Ruth** impersonation) and Milwaukee (**Robin Yount** parody).

He and his wife, the former **Johanna (Joanni) DeMatteo**, were married Feb. 1, '69 . . . They have 2 sons: **John** (8/18/71) and **Christian Matthew** (3/1/78) . . . The **Dempseys** own homes in Agoura, CA and Timonium, MD . . . Participated in ABC's "Superstars" competition on Key Biscayne, FL in Jan. 82.

KENNETH (KENNY) JOHN DIXON


Born: Oct. 17, '60; 5'11"; 192; Bats, R-L; Throws, R; Position: P.

Birthplace/Residence: Born, raised and still lives in Monroe, VA., south of Lynchburg.

Contract Status: Signed thru '66.

Tenure: One year, 14 days.

Signed Originally with: Orioles.



YEAR CLUB	W-L	ERA	G	GS	CG	SHO	SV	IP	H	R	ER	BB	SO
1980 Bluefield-1	4-5	4.62	13	13	3	1	0	78	69	46	40	48	62
1981 Miami	1-8	4.35	11	11	3	0	0	60	57	41	29	42	48
Bluefield	2-1	6.00	3	3	1	0	0	18	23	12	12	11	22
Hagerstown	3-5	2.91	9	9	5	1	0	65	44	25	21	30	73
1982 Hagerstown	7-8	4.61	15	15	5	2	0	97.2	97	59	50	50	71
Charlotte	3-8	4.58	13	12	3	1	0	76.2	72	44	39	42	61
1983 Charlotte	8-7	3.95	20	20	6	2	0	130	123	64	57	70	73
Rochester	3-6	4.48	11	11	1	0	0	64.1	65	41	32	23	34
1984 Charlotte	16-8	2.85	31	29	20	2	1	240	198	92	76	78	210
Baltimore	0-1	4.15	2	2	0	0	0	13	14	6	6	4	8
1985 Baltimore	8-4	3.67	34	18	3	1	1	162	144	68	66	64	108
M.L. Totals	8-5	3.70	36	20	3	1	1	175	158	74	72	68	116
Pro Totals	55-61	3.83	162	76	30	3	2	1005	906	498	428	462	76

* Led League

1—Selected by Orioles organization in June '80 free agent draft (3rd round, regular phase) . . . Signed by Dick Bowie on 6/5/80.

Low Hitters: 3-Hitters—1, (Apr. 25, '85, 1st M.L. win, vs. Cle.); 4-Hitters—1, (Sep. 17, '85 vs. Mil. at Bal.).

Strikeout Highs: 8, (Sep. 19, '85 vs. Tex. at Bal.); 7, (Apr. 20, '85 at Tor.).

Walk Highs: 5, (Oct. 5, '85 vs. Det.); 4, 5 times (the latest Sep. 12, '85 at Bos.).

Winning Streaks: 4, (July 12 thru Sep. 17, '85).

Losing Streaks: 2, (May 23 thru June 4, '85).

Pitches: Fastball, curve, slider and change-up.

THE 1985 SEASON

Ranked among the A.L.'s top rookies . . . Had the lowest earned run average among the league's qualifying rookies (min. 162 innings) and was 15th in league overall . . . Was 2nd among A.L. rookies in strikeouts with 108, behind Milwaukee's **Ted Higuera** (127) and 3rd in innings pitched with 162 behind **Higuera** (212.1) and **Kirk McCas-**

kill (189.2) . . . His .667 (8-4) winning pct. was tied for 3rd best among the league's first year players.

Led the Orioles staff (qualifiers) in era and owned the best winning pct. . . Limited opposing batters to a .237 batting average (144-607), lowest mark on club . . . Was 2nd on O's staff in strikeouts with 108 behind **Mike Boddicker** (135) . . . Made 18 starts and 16 relief appearances.

Spring Training: Was 2-0 in spring training and led the Orioles with a 0.47 era (19 ip, 15 h, 2 r, 1 er, 5 bb, 17 so) . . . Didn't allow a run in his first 15 innings of Grapefruit League action.

1st M.L. Win/Fast Start: Began the season as the O's 5th starter . . . Won his 1st major league game in 2nd start on Apr. 25 at home in 7-1 complete game triumph over Cleveland . . . Took one-hit shutout into the 9th, but finished with 3-hitter.

Beat Kansas City (and Cy Young Award winner **Bret Saberhagen**) and Chicago in his next 2 starts giving him 3-0 record and A.L. leading 1.52 era (29.2 ip, 17 h, 5 r-er) on May 7.

Mid-Season Surge: After 3-0 start, struggled thru next 6 weeks (1-3, 9.00 era, 28 ip, 28 er) in 9 games as both starter and reliever . . . Was a last minute starter for **Storm Davis** (pulled hamstring) on July 12 and went 5 innings to beat Chicago, 10-3, for his 1st win in nearly 2 months.

Won his next 3 starts (interrupted by 9 relief appearances) giving him career-high 4-game win streak . . . Last victory of '85 was his 1st major league shutout, a 4-hit, 6-0 win over fellow rookie **Ted Higuera** of Milwaukee on Sep. 17 . . . In 11 games (3 starts) from July 23 thru his win over the Brewers, allowed only 12 runs (11 earned) in 57 innings (1.74) while limiting opponents to a .185 average (38-205) . . . Lowered era from 4.77 to 3.56.

Starter/Reliever: As a starter was 8-3 with a 4.00 era (105.2 ip, 93 h, 48 r, 47 er) in 18 starts . . . Made only 5 starts after the all-star break, but was 3-1 . . . In 16 games as a reliever, was 0-1 with one save and a 3.04 era (56.1 ip, 51 h, 20 r, 19 er).

By-Month: April (1-0, 1.15, 2 g) . . . May (3-2, 5.53, 6 g) . . . June (0-1, 6.65, 8 g) . . . July (1-0, 3.90, 6 g) . . . Aug. (1-0, 2.20, 5 g) . . . Sep.-Oct. (2-1, 2.70, 7 g).

Miscellaneous: The O's were 10-8 in his 18 starts . . . Earned his only save vs. Oakland on Sep. 2 going 3.1 innings (1 h, 0 r) to save win for **Scott McGregor** . . . Had the O's only sub 3.00 era on the road with a 2.59 mark (59 ip, 17 er) in 13 games.

Vs. Opponents: Had good success against Eastern Division opponents with a 3-1 record and 2.70 era (90 ip, 27 er) in 17 games . . . Was 5-3 with a 4.88 era (72 ip, 39 er) vs. the West . . . Three teams hit below .200 against him (Detroit, .146, 41-6; Cleveland, .167, 60-10; and Toronto, .192, 57-11).

PREVIOUS CAREER HIGHLIGHTS

1984: Recalled from Charlotte on Sep. 17 and made 2 impressive starts, both against the Red Sox . . . Made major league debut at home vs. Bosox on Sep. 22 and worked 7 innings losing 4-2 . . . Pitched 5 days later at Fenway and had 3-hit shutout after 6 innings . . . Received no decision in eventual 4-3 loss.

Helped Charlotte to Southern League Championship and named league's top hurler . . . Set league records with 20 complete games and 240 innings pitched . . . Led league in strikeouts (210) and tied for league lead in wins (16) . . . Was 3rd in era (2.85) . . . Struck out 9 or more batters 9 times.

Had a string of 49 innings in which he didn't allow an earned run . . . Southern League managers voted his curveball the best in the circuit . . . Accompanied the Orioles to Japan for the tour and made 2 starts.

1983: Combined stats at Charlotte/Rochester were W-11, L-13, era-4.13, ip-194, h-188, er-89, bb-96, so-107, gs-31, cg-7.

Won 5 straight in 6 starts for Charlotte from May 8 thru June 1, including 2 straight shutouts and was 7-3 at that point . . . Dropped 4 of his last 5 decisions with Charlotte and wound up going 4-10 the rest of the year.

Won 1st 2 starts for Rochester, after being assigned there in July . . . Used primarily in relief in Florida Instructional League.

Amateur Background: Earned all-Virginia honors in 3 sports at Amherst High . . . Graduated '80 . . . Played baseball, bas-

KEN DIXON (Cont.)

ketball and football ... Senior year he gained 1585 yards rushing ... Captained both the football and basketball squads

Had a 35-6 career record ... Pitched and won the state championship title games as a junior and senior ... Played outfield or shortstop when not pitching ... Credits much of his high school success to coach **Jim Procopio** ... Offered a football scholarship to Virginia Tech.

Played in Little League, Babe Ruth and American Legion programs.

Personal: Has 6 brothers ... Hobbies include writing, playing basketball and drums ... Has done work for the National Kidney Foundation and the Epilepsy Foundation ... Single.

JAMES (JIM) EDWARD DWYER


Born: Jan. 3, '50; 5'10"; 185; Bats, L; Throws, L; Position: OF

Birthplace/Residence: Born in Evergreen Park, IL ... Raised in nearby Chicago ... Now lives in Tinley Park, IL (southwest of Chicago).

Contract Status: Signed thru '86.

Tenure: 11 years, 15 days.

Signed Originally with: St. Louis.



YEAR CLUB	AVG.	G	AB	R	H	2B	3B	HR	RBI	BB	SO	SB	CS	HP
1971 Cedar Rapids-1	.313	58	201	30	63	6	6	2	15	28	20	3	3	1
1972 Modesto	.325	92	354	87	115	15	13	9	45	57	53	21	5	1
Arkansas	.253	44	162	16	41	1	0	2	14	16	23	4	5	1
1973 Tulsa	.387	87	349	63	135	22	8	1	40	52	53	7	2	1
St. Louis	.193	28	57	7	11	1	1	0	0	1	5	0	0	0
1974 Tulsa	.336	36	119	20	40	7	2	1	15	29	10	1	1	0
St. Louis	.279	74	86	13	24	1	0	2	11	11	16	0	0	1
1975 Tulsa	.404	33	109	17	44	8	2	1	17	16	15	1	1	1
St. L.-Mtl.-2	.272	81	206	26	56	8	1	3	21	27	36	4	1	2
1976 Mtl.-N.Y. (NL)-3	.181	61	105	9	19	3	1	0	5	13	11	0	0	0
Tidewater-4	.192	8	26	0	5	1	0	0	1	4	4	0	0	0
1977 Wichita-5	.332	130	464	113	154	38	12	18	70	108	40	28	13	1
St. Louis	.226	13	31	3	7	1	0	0	2	4	5	0	0	2
1978 St. L.-S.F.-6-7	.223	107	238	30	53	12	2	6	26	37	32	7	0	1
1979 Boston	.265	76	113	19	30	7	0	2	14	17	9	3	1	1
1980 Boston-8	.285	93	260	41	74	11	1	9	38	28	23	3	2	2
1981 Baltimore	.224	68	134	16	30	0	1	3	10	20	19	0	0	0
1982 Baltimore	.304	71	148	28	45	4	3	6	15	27	24	2	0	0
1983 Baltimore	.286	100	196	37	56	17	1	8	38	31	29	1	1	1
1984 Baltimore	.255	76	161	22	41	9	1	2	21	23	24	0	2	1
1985 Baltimore	.249	101	233	35	58	8	3	7	36	37	31	0	3	1
A.L. Totals	.268	585	1245	198	334	56	10	37	172	183	159	9	11	1
N.L. Totals	.235	364	723	88	170	26	5	11	65	93	105	11	1	4
M.L. Totals	.256	949	1968	286	504	82	15	48	237	276	264	20	12	5

GWRBI: '79-4; '80-7; '81-2; '82-2; '83-6; '84-4; '85-3; Total: 28.

- * Led League
- 1—Selected by St. Louis organization in June '71 free agent draft (11th round, regular phase). Signed on 6/8/71.
- 2—Acquired by Montreal Expos from St. Louis Cardinals in deal for infielder Larry Lintz on 7/25/75.
- 3—Acquired by New York Mets with outfielder Pepe Mangual in deal for outfielder Del Unser and infielder Wayne Garrett on 7/21/76.
- 4—In three-club deal, Chicago Cubs traded outfielder-first baseman Pete LaCock to Kansas City Royals; the New York Mets sent outfielder Jim Dwyer from Tidewater to Wichita (Cubs' affiliate); and Mets received a player to be named later on 12/8/76 ... Royals sent outfielder Sheldon Mallory to Tidewater to complete deal on 12/13/76.
- 5—Released by Chicago Cubs on 9/7/77 ... Signed by St. Louis Cardinals as a free agent on 9/13/77.
- 6—Acquired by San Francisco Giants from St. Louis Cardinals on 6/15/78, completing deal in which Cardinals acquired pitcher Frank Riccelli on 10/25/77.
- 7—Acquired by Boston Red Sox from San Francisco Giants for a player to be named later on 3/15/79 ... Deal settled with cash on 1/15/80.
- 8—Played out option with Boston Red Sox and signed three-year contract (re-entry system) with Orioles on 12/23/80.

League Championship Series Record

YEAR CLUB, OPP.	AVG.	G	AB	R	H	2B	3B	HR	RBI	BB	SO	SB	CS	HP
1983 Bal. vs. Chi.	.250	2	4	1	1	1	0	0	0	1	0	0	0	0

World Series Record

YEAR CLUB, OPP.	AVG.	G	AB	R	H	2B	3B	HR	RBI	BB	SO	SB	CS	HP
1983 Bal. vs. Phil.	.375	2	8	3	3	1	0	1	1	0	0	0	0	0

Career Highs, Game: **Runs—3, 3 times**, (all Bos.), (the latest Sep. 8, '80 at Cle.); **Hits—4**, (July 17, '83 vs. Cal. at Bal.); **3, 20 times** (8 Bos., 3 Mtl., 1 St.L., 8 Bal.); **Home Runs—2, 3 times**, (the latest June 24, '85 at N.Y.); **RBI—4, 4 times**, (the latest June 24, '85 at N.Y.); **3, 6 times**, (1 Bos., 5 Bal.).

Hitting Streaks: **13**, (Sep. 21, '82 thru Apr. 20, '83); **11**, (May 24 thru June 5, '85).

Grand Slams: None.

THE 1985 SEASON

Appeared in 101 games and made 62 starts, most of O's career ... Played 32 games in rightfield, 41 in left. Pinch-hit in 37 games, 2nd on the club behind **Gary Roenicke** ... Started 36 games in left, 25 in right and one as dh.

Used exclusively against righthanded pitching ... Saw considerably more action in the first half ... Batted .264 (174-46), with 7 hrs and 28 rbi in 64 first half games and .203 (59-12), 0 hrs, 8 rbi in 37 games in the 2nd half.

Tied major league career-high with 37 walks ... His 58 hits were the 2nd highest total of his 11-year career.

Batting: Had the third 2-homer game of career with a pair off **Joe Cowley** at Yankee Stadium on June 24 ... At that point was batting .291 (148-43) with 7 hrs and 27 rbi in 51 games, 41 starts ... Made only 21 starts the remainder of season and batted just .176 (85-15) with 0 hrs and 9 rbi.

Had the 2nd longest hitting streak of career when he hit safely in 11 straight games (.371, 35-13) from May 24 thru June 5.

Was 2nd on the club with a .368 (57-21) average with runners in scoring position.

Twice tied career high with 4 rbi in a game, including **Earl Weaver's** first game with O's vs. Milwaukee on June 14.

Pinch-Hitting: Ranks 9th among active major leaguers in pinch hits with 66 ... Trails **Braun**, St.L., 113; **Staub**, NY, 100; **G. Gross**, Phil., 95; **Johnstone**, LA, 92; **Bevacqua**, SD, 82; **Jorgenson**, St.L., 72; **Hairston**, Chi., 71; **Gamble**, Chi., 67.

Has a .234 (282-66) lifetime ph average ... Batted only .192 (26-5) as pinch swinger in '85, but had .371 on-base pct ... In 11 pinch hit appearances from July 30 thru Sep. 16, he walked 7 times ... Led the club in pinch-hit rbi (8), tied for 3rd in A.L. ... Tied for league lead for most runs scored among pinch-hitters (5).

In first at bat of season delivered ph bases loaded triple vs. Toronto on Apr. 12 widening O's 3-2 lead.

Has .235 average (115-27) as pinch-hitter for the O's and is tied for 9th on the club's all-time pinch-hit list, headed by **Terry Crowley's** 79. Jim is well within range of 2nd place on that list. **Benny Ayala** and **Bob Hale** share the runner up spot with 35 apiece.

By-Month: **April** .281 (32-9), 0 hr, 5 rbi ... **May** .311 (61-19), 4 hrs, 10 rbi ... **June** .231 (65-15), 3 hrs, 12 rbi ... **July** .250 (24-6), 0 hrs, 4 rbi ... **Aug.** .190 (21-4), 0 hr, 4 rbi ... **Sep.-Oct.** .167 (30-5), 0 hr, 1 rbi.

Miscellaneous: Batted .283 (120-34) with 6 homers and 16 rbi on the road and .212 (113-24) with one hr and 20 rbi at home ... Batted only once against a lefthander.

Vs. Opponents: Hit over .300 against 5 opponents (California, Milwaukee, Minnesota, Texas and Toronto) ... Was the club's top hitter vs. Toronto (.313, 16-5) and Minnesota (.391, 23-9) ... Batted .294 (119-35) vs. the West and .202 (114-23) against the East ... (See page 58 for further details on hitting vs. opponents).

Minnesota: In the last 8 games at Minnesota is 8-for-15 (.533) with 3 doubles, 2 hrs and 7 rbi ... Is batting .364 (33-12) the past 2 years vs. Twins.

California: Has a .455 (22-10) batting mark in last 6 games at Anaheim.

Texas: Had a .174 lifetime average vs. Texas prior to '84, but has batted .464 (28-13) against the Rangers the past 2 seasons.

Milwaukee: Beginning with '82, has batted .364 (66-24) vs. the Brewers and now owns a career-high .330 (103-34) lifetime

JIM DWYER (Cont.)

average against them . . . Since joining the O's in '81, has batted .375 (32-12) at Milwaukee's County Stadium.

PREVIOUS CAREER HIGHLIGHTS

1984: Missed most of 2nd half of season after undergoing arthroscopic surgery on left knee to repair torn cartilage on July 19. . . Was activated on Aug. 29, but played sparingly thereafter . . . Was batting .232 (138-32) at time of surgery, but hit .391 (23-9) in 14 games after his return.

Was the O's 2nd most active pinch hitter while batting .259 (27-7) with one homer and 5 rbi . . . Hit .300 (20-6) on O's fall tour of Japan.

1983: Appeared in 100 games, most in 4 seasons with O's . . . Set career-highs for doubles (17) and walks (31) while matching his best for rbi (38). His 8 homers were 2nd to the 9 he hit in '80. . . Was the club's busiest pinch-hitter batting .242 (8-for-33) with one home run and 9 rbi in 41 appearances.

Became the 18th player in world series history to homer in his 1st WS plate appearance when he took **John Denny** deep in the 1st inning of game #1 vs. Philadelphia . . . Other start in WS came in game #4, he was 2-for-5 with 2 runs scored.

1982: Hit .300 for the 1st time in his career (.304) while compiling a .411 on-base percentage . . . Hit .383 (18-for-47) in his last 15 games of the year, including .550 (11-for-20) in the last 7.

Reached base safely a club record 13 consecutive times on 8 hits (7 singles & a double) and 5 walks from final appearance on Sep. 29 thru final appearance on Oct. 2 . . . Fell 3 shy of **Ted Williams** major league mark of 16 in Sep. '57 (2 singles, 4 hr, 9 bb, 1 hp).

1981: Batted .271 (23-for-85) in the 1st half but just .143 (7-for-49) after play resumed in August . . . Gave **Dennis Martinez** a 1-0 win with "sudden death" homer in bottom of 9th off Detroit's **Dan Petry**, Sep. 23.

Red Sox: Set career highs in '80 in at bats (260), runs (41), hits (74), homers (9), and rbi (38) despite missing 27 games with injuries . . . Batted .538 (21-for-38) as a dh that year.

In '79 joined Boston in spring training and went on to be Red Sox top pinch-hitter at .318 (7-for-12) with 5 rbi.

National League: Logged all or parts of 6 seasons in N.L. from '73 thru '78 with St. Louis, Montreal, New York, and San Francisco . . . Also did time in Cubs' organization but did not appear in a big league game for them.

'78, St.L.-S.F.: Started season with Cardinals but was traded to Giants June 15 after batting .215 in 34 games . . . Hit .225 with Giants in 73 games with 5 gwrbi, 7 steals in 7 tries and 7 outfield assists.

'77, Chi.-St.L.: Acquired by Cubs in Dec. '76 and went to spring training as non-roster player . . . Spent entire season at Wichita (American Assoc.), won batting title (.332) and led circuit in runs (113), hits (154) and doubles (38) . . .

Despite that effort, Cubs released him in Sep. and he signed with St. Louis where he appeared in 13 games in the final month of the year.

'76, Mtl.-N.Y. Mets: Began year with Expos, but hit only .185 in 50 games and was traded to Mets July 21 . . . He was optioned to Tidewater Aug. 27, but recalled Sep. 6.

'75, St.L.-Mtl.: Hit .194 in 31 games for Cardinals before being optioned to Tulsa (American Assoc.) in mid-June . . . Was traded to Montreal July 25 and played in 60 of Expos' final 69 games, batting .286 with 3 homers and 20 rbi . . . Batted .478 for Expos during week of July 28 thru Aug. 3 to earn N.L. "player of the week" honors.

'73-'74, St.L.: Made major league debut with Cardinals June 10, '73 at Atlanta . . . His 1st hit was off **Jack Billingham** on June 13 . . . Returned to minors in late July.

Started '74 with Cards, was optioned to Tulsa in late April and called up again June 21 . . . Had 3 game winning hits as pinch-hitter that year.

Minors: Was signed for Cardinals by **Fred McAlister** . . . Had a career minor league average of .335 (1784-597) in 488 games including a .354 (1067-378) mark in 294 games at AAA level . . . Twice won batting crown in American Association: '73-.387, '77-.332 . . . Led California League in triples (13) in '72.

Amateur Background: Played 3 seasons at Southern Illinois University in Carbondale . . . Earned all-American and NCAA District-4 all-star honors in '70 and was SIU's "mvp" in '71 when he set school records for hits, doubles and triples . . . He and **Duane Kuiper** were teammates on the '71 club that went to College World Series finals.

Lettered in baseball at St. Lawrence of Tolentine High in Oaklawn, IL (graduated '68) . . . Selected as all-star in baseball '67 & '68 and basketball in '68.

Personal: Received degree in accounting from SIU in '73 . . . Is nephew of former Giants' minor league player **Don Dwyer** . . . Hobbies: golf and listening to music.

He and his wife, the former **Carol Ann Norton**, were married Feb. 18, '72, and are parents of 2 sons: **Ryan** (10/19/75) and **Everett** (4/24/80).

MICHAEL (MIKE) KENDALL FLANAGAN


Born: Dec. 16, '51; 6'0"; 195; Bats, L; Throws, L; Position: P.

Birthplace/Residence: Born and raised in Manchester, NH . . . Now lives in Cockeysville, Baltimore County and Amherst, NH.

Contract Status: Signed five-year contract, (with option for a 6th year) extending thru '86 season in Feb., '82.

Tenure: 9 years, 170 days.

Signed Originally with: Orioles.



YEAR CLUB	W-L	ERA	G	GS	CG	SHO	SV	IP	H	R	ER	BB	SO
1973 Miami-1	4-1	2.21	11	10	2	1	0	61	39	21	15	25	61
1974 Miami	6-6	2.10	14	14	6	1	0	103	67	32	24	48	119
Asheville	6-4	1.82	11	11	7	-3	0	84	61	19	17	18	62
1975 Rochester	13-4	2.50	27	25	11	4	0	173	155	58	48	56	135
Baltimore	0-1	2.70	2	1	0	0	0	10	9	4	3	6	7
1976 Rochester	6-1	2.12	7	7	6	1	0	51	40	16	12	14	24
Baltimore	3-5	4.13	20	10	4	0	0	85	83	41	39	33	56
1977 Baltimore	15-10	3.64	36	33	15	2	1	235	235	100	95	70	149
1978 Baltimore	19-15	4.04	40	40	-17	2	0	281	271	128	126	67	167
1979 Baltimore	23-9	3.08	39	38	16	-5	0	266	245	107	91	70	190
1980 Baltimore	16-13	4.12	37	37	12	2	0	251	278	121	115	71	128
1981 Baltimore	9-6	4.19	20	20	3	2	0	116	108	55	54	37	72
1982 Baltimore	15-11	3.97	36	35	11	1	0	236	233	110	104	76	103
1983 Baltimore	12-4	3.30	20	20	3	1	0	125.1	135	53	46	31	50
1984 Baltimore	13-13	3.53	34	34	10	2	0	226.2	213	103	89	81	115
1985 Hagerst'n-2	0-0	0.00	1	1	0	0	0	6	1	0	0	4	5
Baltimore	4-5	5.13	15	15	1	0	0	86	101	49	49	28	42
M.L. Totals	129-92	3.81	299	283	92	17	1	1918	1911	871	811	590	1079

* Led League * Tied for league lead

1- Selected by Orioles organization in June '73 free agent draft (7th round, regular phase) . . . Signed on 6/13/73.

2- On rehabilitation assignment, July 10-19, 1985.

League Championship Series Record

YEAR CLUB, OPP.	W-L	ERA	G	GS	CG	SHO	SV	IP	H	R	ER	BB	SO
1979 Bal. vs. Cal.	1-0	5.14	1	1	0	0	0	7	6	6	4	1	2
1983 Bal. vs. Chi.	1-0	1.80	1	1	0	0	0	5	5	1	1	0	1
L.C.S. Totals	2-0	3.75	2	2	0	0	0	12	11	7	5	1	3

World Series Record

YEAR CLUB, OPP.	W-L	ERA	G	GS	CG	SHO	SV	IP	H	R	ER	BB	SO
1979 Bal. vs. Pit.	1-1	3.00	3	2	1	0	0	15	18	7	5	2	13
1983 Bal. vs. Phil.	0-0	4.50	1	1	0	0	0	4	6	2	2	1	1
W.S. Totals	1-1	3.32	4	3	1	0	0	19	24	9	7	3	14

All Star Game Record

YEAR CLUB, SITE	W-L	ERA	G	GS	CG	SHO	SV	IP	H	R	ER	BB	SO
1978 A.L., S.D.	(selected, did not appear)												

MIKE FLANAGAN (Cont.)

Low Hitters: **2-Hitter**—1, (May 23, '78 vs. Det. at Bal.); **3-Hitters**—11, (the latest July 7, '84 vs. K.C. at Bal. and July 14, '84 vs. Chi. at Bal.); **4-Hitters**—6, (the latest Apr. 25, '81 vs. Bos. at Bal.).

Strikeout Highs:—**13, twice**, (Sep. 27, '77 vs. Det. at Bal. and June 30, '78 vs. Bos. at Bal.); **12**, (Aug. 15, '79 vs. Chi. at Bal. 12 inn.).

Walk Highs:—**8**, (Sep. 19, '76 at Cle.); **7, twice** (the latest Apr. 11, '82 vs. Bos. at Bal.).

Winning Streaks:—**8**, (Aug. 9 thru Sep. 13, '79); **7**, (Aug. 17 thru Sep. 19, '82); **6, 4 times**, (the latest Apr. 6 thru May 11, '83 first 6 decisions of season).

Losing Streaks:—**5**, (July 14 thru Aug. 4, '84).

Pitches: Fastball, curve, slider and change.

THE 1985 SEASON

Missed the entire first half of '85 after suffering his 2nd major injury in the past 3 seasons . . . Tore left Achilles Tendon in January while playing basketball . . . Was feared lost for the season, but quick recovery allowed him to start the O's 2nd game after all-star break (for further details see below under "Injury")

Although he experienced his first losing record since his rookie season ('76), has not had a losing full season in the majors.

Was activated on July 20 and started at home that day vs. Kansas City . . . Lost 7-5, in 3 inning effort (5 h, 5 r-er, 2 bb, 2 so.).

Went 8 innings in each of next 2 starts, equalling his longest outings of year . . . Won at Chicago, 5-1, on July 25 (3 h, 1 bb, 3 so), his first win since Sep. 20, '84, and took no decision vs. Toronto on July 30 (4 h, 1 bb, 2 so).

Struggled in all 6 starts during August losing 3 of 4 decisions (7.12 30.1 ip, 24 er) . . . A 6-0 loss to Seattle on Aug. 31, left him 2-4 with a 5.84 era (49.1 ip, 32 er) after 9 starts.

Returned to form in September going 2-1 (3.09, 35 ip, 12 er) in 5 starts that month . . . Highlight was 4-2 win over New York and '86 teammate **Rich Bardi** on Sep. 20, the Orioles only win over the Yankees in '85.

Lone loss in September was 3-0 defeat at Milwaukee on Sep. 25, his only complete game of the season and first since Sep. 10, '84 . . . In 2 other starts that month he left late in game with 2-run leads, but failed to get win either time when O's relievers failed (3-1 lead vs. California on Sep. 8 and 4-2 lead at New York on Sep. 30).

Injury/Rehabilitation: Tore Achilles Tendon while playing in charity basketball game with O's team on Jan. 23 in Laurel, MD . . . Underwent surgery the next day . . . Cast was not removed until April 2 . . . Began running in June and threw batting practice for first time on June 19.

Assigned to Hagerstown for rehabilitation and pitched in one game on July 10 . . . Threw 6 shutout innings vs. Kinston, allowing only one hit (4 so, 4 bb).

For details on other injuries in career, see below under "Previous Injuries".

Miscellaneous: Fanned a season-high 9 batters at New York on Sep. 30 in no decision . . . O's were 7-8 in his 15 starts . . . Nearly half of his runs allowed (23 of 49) resulted from home runs . . . He was charged with 14 homers in 86 innings

Was 3-1 (4.56, 49.1 ip, 25 er) vs. the Eastern Division and 1-4 (5.89, 36.1 ip, 24 er) against the West.

1985 AND MAJOR LEAGUE CAREER

Winning Workhorse: Despite missing the first half of '85, has still made more starts (272) than any other A.L. hurler since he became a regular starter for the O's at the start of '77 (**Ron Guidry** is 2nd with 265).

During those 9 years, has logged 1,822.2 innings, bettered by only 2 other A.L. pitchers: **Guidry** (1,994.2) and **Jack Morris** (1855.1) . . . **Scott McGregor** is next on the list with 1,820.2 innings . . . Flannery's 126 wins during that period are 2nd to **Guidry's** 154 and just ahead of **McGregor's** 125.

O's All-Time List: Ranks 4th on O's all-time win list (129) behind **Jim Palmer** (268), **Dave McNally** (181), and **Mike Cuellar** (143), just ahead of **Scott McGregor** (125).

Is 3rd in strikeouts (1,079) behind **Palmer** (2,212) and **McNally** (1,476) . . . Is 4th in complete games (92) and innings (1,918).

Needs one game to become only the 8th pitcher to appear in 300 or more games in an Oriole uniform.

ALCS/WS: Has 3-1 record in 6 post-season games with a 3.48 era over 31 innings.

Won game 3 vs. White Sox in '83, beating **Richard Dotson** by a final count of 11-1. That was game in which **Mike** hit **Ron Kittle** in the knee, and **Dotson** retaliated by hitting **Cal Ripken** and throwing at **Eddie Murray**, a tactic that resulted in a 2-run O's 5th inning which gave Birds commanding 6-1 lead.

Started against **Steve Carlton** in '84 WS #3 at Philly but left after 4, trailing 2-0 . . . **Palmer** ultimately picked up the 3-2 win in game featuring 3 former Cy Young Award winners.

Won 2nd game of '79 ALCS vs. Angels after O's staked him to 9-1 lead thru 3 innings . . . Was still leading 9-4 but was in trouble when **Don Stanhouse** relieved him in 8th and O's barely won, 9-8.

In WS vs. Pirates, **Mike** won opener, 5-4, after being staked to 5-0 lead in 1st . . . Lost game 5 at Pittsburgh though he trailed only 2-1 when he left for pinch-hitter. Pirates went on to win 7-1 . . . Was one of 5 relievers to pitch in 9th inning of 7th game won by Bucs, 4-1.

Cy Young/Other Awards: After going 23-9 in '79, was landslide winner of BBWAA award, capturing 26 1sts and 2 2nds among 28 ballots cast for a total of 136 points (5-3-1) . . . Was only one named on all ballots and was well ahead of Yankee lefties **Tommy John** (1 first, 51 points) and **Ron Guidry** (1 first, 26 points).

That was one of 6 Cy's won by O's in 12 year period from '69 thru '80 . . . See list under "Awards" on page 24.

That year also he was named A.L. "pitcher of the year" by TSN and was picked as top southpaw on TSN, AP & UPI All-Star Teams . . . Was 6th in "mvp" balloting (highest ranking pitcher) and was named "graduate of the year" by both Junior American Legion and Babe Ruth programs.

Pickoffs/Caught Stealing: Picked 2 runners off base (including those scored as caught stealing) . . . Now has a career total of 57 pickoffs, an Orioles record . . . In his 9 years in the O's regular rotation, opposing runners have had less than an even chance to steal a base on him . . . A total of 67 have made it, but 68 haven't.

Home and Away: Has a .676 (73-35) lifetime record at home, but is only 56-57 (.496) on the road . . . Owns a winning record in only four enemy ballparks - Minnesota HHH (3-2), Oakland (10-1), Yankee Stadium (7-4) and Toronto (5-4).

His era is 4.18 (950.1 ip, 441 er) on the road, and 3.44 (967.2 ip, 370 er) at home.

By-Month Lifetime: April: 13-15; May: 23-10; June: 22-17; July: 17-16; Aug.: 24-17; Sep.: 28-16; Oct.: 2-1.

Vs. Opponents: Has a losing lifetime record against only 3 clubs: California (3-7), Kansas City (9-13), and Milwaukee (8-10) . . . Was 3-1 in '85 vs. the East (4.56 era, 49.1 ip, 25 er) in '85 and 1-4 (5.89 era, 36.2 ip, 24 er) against the West . . . Lifetime he is 64-46 (.582) vs. the East and 65-46 (.586) vs. the West. See page 67 for '85 and lifetime stats vs. each opponent.

Vs. Detroit: Although he failed to survive the 2nd inning in no decision against the Tigers in his last start on Oct. 5, has won 4 of his last 5 decisions against them over 6 starts while tossing 4 complete games.

Vs. Milwaukee: At one time owned a 6-3 record against the Brewers, but has lost 7 of his last 9 decisions to them beginning in '80.

Vs. Minnesota: Did not pitch against the Twins in '85 and was 1-2 against them the previous season, but has a 15-4 lifetime mark, best against a single opponent . . . Won 14 straight against the Twins from May 29, '77 to Apr. 7, '84.

Vs. New York: Earned the O's only victory against the Yankees in '85 and was the club's most effective pitcher against the Bronx Bombers (2.51 era, 14.1 ip, 4 er) in 2 starts . . . Has now defeated them 6 straight times over his last 9 starts . . . Hasn't lost to them since **Tommy John** beat him at Memorial Stadium, 4-3, on Aug. 15, '80.

Immediately prior to win streak had lost 5 straight and before that had won 5 straight . . . Lifetime is 12-7 against New York.

Vs. Oakland: Suffered first loss ever at the Oakland Coliseum, 10-4, on Aug. 25 in only '85 appearance against the As. . . Has a 10-1 lifetime record there and a 2.22 era (101.1 ip, 71 h, 25 er) while completing 6 of 14 starts . . . Overall is 15-5 against the As.

Vs. Toronto: Has not beaten Toronto since 8-3 win at home on Aug. 25, '82 and is 0-2 in 4 starts since . . . However, his lifetime era of 2.73 (181 ip, 55 er) is his lowest against an opponent and his 15-6 record is bettered only by his marks against Minnesota and Oakland . . . He's 10-2 lifetime against Toronto at Memorial Stadium.

Previous Injuries: In '78, was plagued thru 2nd half of season with painful bursitis in left ankle which severely hampered his efficiency.

In '80, though he missed no time, his performance was diminished by a sore left shoulder that developed in late June. After that season the problem was diagnosed as "tired arm" by **Dr. Stanley Cohen** of Baltimore and **Dr. Arthur Pappas**, the Red Sox physician. They prescribed a continuing physical therapy and weight program.

His string of 157 straight starts without missing a turn ended late in '81 when he tore a muscle in his left forearm Aug. 23 . . . Didn't pitch for 26 days . . . Hadn't missed an assignment in more than 4 years (since '77), but had begun feeling stiffness as early May 14 that year ('81).

On May 17, '83 sustained ligament damage to left knee while fielding a ground ball in first inning vs. Chicago. He apparently twisted knee after catching spikes in the ground . . . Did not require surgery, but missed 11½ weeks, returning to active status Aug. 7 . . . Continued to wear brace on knee while pitching until discarding it on May 20, '84.

Scant Support: The O's averaged 5.1 runs per game in '85, but scored an average of only 4.0 runs in Flanny's 15 starts, the lowest average among the O's starters.

In '84, the Birds scored 3 or fewer runs in 18 of 34 starts (including 2 or fewer 12 times).

Near No-Hitter—'78: Is one of 8 Oriole pitchers over the past 32 years deprived of a no-hitter in the 9th inning . . . On Sep. 26, '78 in Baltimore he had 2 down in 9th when Cleveland's **Gary Alexander** homered into the low rows of the rightfield seats. He then gave up 2 singles before **Don Stanhouse** came on to preserve the victory.

The other victims: **Bob Turley**—'54, **Donn Ferrarese**—'56, **Dave McNally** and **Mike Cuellar**—both '69, **Jim Palmer**—'73, **Wayne Garland**—'74 and **Storm Davis**—'83.

1-0 Games: Had never been involved in a 1-0 game until '84 when he picked up a pair of wins by that score: vs. Seattle's **Gaylord Perry** May 11 and against Minnesota (**Frank Viola**) Sep. 2 at Minny with 9th inning help from **Tim Stoddard**. That was first 1-0 game in Metrodome history.

ORIOLES CAREER HIGHLIGHTS BY YEAR

1984: Was 8-5 thru June 28, then lost 6 of next 7 decisions thru Aug. 4, including a career-high 5 in a row (July 14 thru Aug. 4) . . . After that was 4-2 in his final 10 starts.

Was nearly invincible against the World Champion Tigers . . . In 4 starts against the Tigers, was 3-1 with 4 complete games and a 0.51 era (35 ip, 25 h, 2 er) . . . Gave up first grand slam of career to **Jim Presley** at Seattle on Aug. 31.

Was 1-1 in 3 starts in the Orioles' fall tour of Japan . . . In first start, blanked the Japan champion Hiroshima Carp for 5 innings and was the ultimate winner, 5-2.

1983: Jumped off to fastest start ever, going 6-0 in 1st 8 starts with a 2.73 era (52.2 ip, 16 er) . . . It was best beginning for an Oriole since **Dave McNally** went 15-0 to open '69 season.

Included in that stretch were 3 complete games including a 1-0 shutout vs. Seattle (**G. Perry**) for win #6 on May 11.

On his next start, May 17, (1st game) vs. Chicago at Baltimore, he severely injured ligaments in left knee fielding ground ball (see "Previous Injuries" above) in 1st inning and was sidelined for 11½ weeks.

Re-activated Aug. 7 and lost his first 2 starts, both to Chicago's **Lamar Hoyt** before beating Texas on Aug. 27 for his 1st win in 14 weeks. From Aug. 28 thru Sep. 17, reeled off 5 straight wins in 5 starts and was 6-1 during O's stretch run from Aug. 13 thru Sep. 25 during which Birds were 34-10

1982: Was only 8-10 on Aug. 13, but won 7 of last 8 including 7 in a row (from Aug. 17 thru Sep. 19) . . . His final win of year (Sep. 19) vs. Indians was his 100th career victory.

1980-81: Both seasons were marred by arm trouble (See "Injuries" above). His combined figures for those 2 seasons which followed his Cy Young year were 25-19 and a 4.14 era . . . Despite his problems in '80 was 12-8 as late as Aug. 6, and he tied **Steve Stone** for 2nd with 37 starts behind **Dennis Leonard** (38).

1979: Won Cy Young after leading majors with 23 wins and tying for most shutouts (5, with 5 others) . . . Was 10-6 with a 4.05 era on July 7, then went 13-3 in last 18 starts with a 2.22 era and 10 complete games.

From Aug. 8 thru Sep. 13, won 8 in a row in 8 starts . . . Credited much of his success to development of a change-up taught him by **Scott McGregor**.

1978: Was 11-4 thru June 22 and had gone 24-6 since the previous June 27 . . . Was hampered rest of season by tendinitis in left ankle and went just 8-11 thereafter . . . Lost bid for a 20 win season when Tigers beat him on final day of season.

Had distinction of being one of only 3 pitchers to beat Yankees' **Ron Guldry** (25-3) along with fellow lefties and "Mikes" **Willis** (Tor.) and **Caldwell** (Mil.) . . . Was on A.L. All-Star staff but did not pitch in game at San Diego.

1977: Started the season 2-8, but from June 27 to end, won 13 of 15, including last 6 straight.

1975-76: Made big league debut Sep. 5, '75 at home vs. Yankees with no decision, then started for 1st time Sep. 28 at Shea Stadium losing that final game of season 3-2, to **Larry Gura**.

Started '76 with O's but was 0-3 in 10 appearances when he returned to Rochester July 2 . . . Came back to Baltimore Aug. 11 after going 6-1 for Red Wings, but dropped his 1st decision . . . Was 0-5 lifetime when he broke into win column with 6-hit, 7-1 victory over Royals Sep. 1, '76.

MINOR LEAGUE/AMATEUR CAREERS

Minors: Was 35-16 in 3 plus minor league seasons and 19-5 in 1½ years at Rochester . . . Was chosen as International League's top lefty in '75 (**Scott McGregor** earned that distinction in '76).

Signings: Was Baltimore's 7th pick in June '73 draft . . . Probably would have been picked on earlier round except for elbow problems that developed originally in high school . . . Was signed by **John Stokoe** who was convinced his arm was sound again.

Was drafted in '71 by Houston but opted to go to U. of Massachusetts (at Amherst).

College: Was 12-1 in 2 years at U. of Mass., and led Yankee Conference in wins (9), strikeouts (89) and era (1.72) as a sophomore . . . That year ('73) in one game, he hit 3 homers, fanned 15 and pitched a 1-hitter against U. of Maine in a regional tournament . . . Played outfield while not pitching.

Was a starting guard on U. of Mass. freshman basketball team that went 18-1 . . . Once played against **Julius Erving** in a frosh-varsity scrimmage.

High School/Other: Played 4 years of baseball and basketball at Memorial High in Manchester (graduated '71) . . . The school won 2 state titles in each sport while he was there.

Once struck out 31 batters in an extra inning game . . . Holds New Hampshire schoolboy record for most points in a state tournament championship basketball game (44) and was picked as one of New Hampshire's 5 best high school basketball players in the 70s.

His prospects took a downward turn in summer of '70 when he came out of an American Legion World Series game at Klamath Falls, Oregon with a sore elbow . . . Didn't pitch his senior year, but resumed mound career in Cape Cod (summer) League and at Ummy . . . Once pitched in Fairbanks, Alaska during a Babe Ruth tournament.

MIKE FLANAGAN (Cont.)

Personal: Mike's father, **Edward**, was a pitcher (late 40s, early 50s) in Red Sox system, and his grandfather, **Edward, Sr.**, signed a pro contract in '13. . . Hobbies: hunting and fishing.

He and his wife, the former **Kathy Walsh**, were married Jan. 14, '77. . . **Kathy** is also from Manchester, but didn't know Mike when they were growing up. . . They own homes both in Cockeysville (Baltimore County), and Amherst, N.H. (near Manchester).

On July 9th, '82 **Kathy** gave birth to their 1st child—8 lb., 8 oz. **Kerry Ellen**—was first "in vitro fertilization" baby born in America thru normal delivery.

Before and during her in vitro pregnancy, **Kathy** was attended by **Drs. Howard and Georgeanna Jones** of the Eastern Virginia Medical School in Norfolk. The **Joneses** have developed an international reputation over more than 40 years of practicing, teaching and conducting gynecological research. . . Much of that time they spent at Johns Hopkins Hospital.

HAROLD KENNETH (KEN) GERHART

Born: May 19, '61; 6'0"; 185; Bats, R; Throws, R; Position: OF

Birthplace/Residence: Born in Charleston, SC. . . Grew up and still lives in Murfreesboro, TN.

Contract Status: Signed thru '86.

Tenure: None.

Signed Originally with: Orioles.



YEAR CLUB	AVG.	G	AB	R	H	2B	3B	HR	RBI	BB	SO	SB	CS	HP
1982 Bluefield—1	.259	66	226	57	59	13	0	12	43	37	57	36	4	3
1983 Hagerstown	.273	130	501	131	137	29	8	31	86	85	129	45	8	7
1984 Charlotte	.201	85	264	40	53	8	3	13	40	40	83	10	6	1
Hagerstown	.321	47	168	39	54	18	3	6	21	21	35	9	2	1
1985 Charlotte	.279	68	222	55	62	16	1	17	50	48	46	20	4	3

Pro Totals .264 396 1363 322 365 84 15 79 240 231 350 120 24 14

1—Selected by Orioles in June '82 free agent draft (5th round). . . Signed by Lamar North.

1985: Missed 2nd half of season after undergoing hip surgery (see below under "Surgery" for further details). . . Played last game of season on July 7, but still hit 17 home runs (1 every 13.05 at bats) and led Charlotte with 30 stolen bases.

Has now averaged 19.8 hrs, 61 rbi and 30 steals during 4 years in O's minor league system. . . Has been thrown out stealing only 24 times for an .833 pct.

Had three 2-homer games. . . Had just 2 hrs in first 25 games, but hit 15 over the next 42 games (May 8 thru July 5). . . Hit 10 homers in May, including 8 (and 17 rbi) in a 13-game span in Mid-May.

Struggled thru April batting only .153 after 20 games (2 hrs, 12 rbi). . . However, in next 14 games he batted .490 (51-25, 5 hrs, 13 rbi) to raise average to .276 on May 16.

Aggravated hip injury on June 14 while on a 9-for-16 binge. . . Didn't play again until July 1 and went 4-for-9 in first 3 games back giving him season high mark of .282 on July 3. . . Played next 3 games then was out for remainder of season.

Surgery: Underwent hip surgery for re-occurring pain in right hip. . . Surgery was performed on Aug. 27 by team orthopedist **Dr. Charles Silberstein** and **Dr. Fray Marshall** of Johns Hopkins. . . A full recovery is expected. . . Ken was asked to report early to spring training to facilitate his rehabilitation process.

1984: Sandwiched a 7-week stint at Hagerstown between 2 tours at Charlotte. Began year in Charlotte, but hit only .148 (142-21) in 46 games thru May 30 and was demoted to Hagerstown. Despite the lower average, had 6 hr (among his 1st 10 hits) and 16 rbi.

Joined Hagerstown June 1 and hit .321 with 6 hr and 21 rbi in 47 games thru July 24. Was promoted July 25, re-joining Charlotte where he hit .262 (122-32) with 7 hr and 24 rbi in 39 games the rest of the way.

For the 2 clubs combined, hit .248 (432-107) with 19 hr, 61 rbi, and 19 steals in 27 attempts (.704 pct.) while playing a career-high 132 games.

1983: Led Carolina League in hr (31), total bases (275) and slugging pct. (.549), and was 2nd in runs (131) and triples (8). Was 3rd among league leaders in doubles (29) and walks (85), and 4th in rbi (86) and hits (137). Was an All-Star and was named Topps' Player of Month for June. Hit 2 grand slams vs. Winston-Salem (May 5 and May 7).

1982: Was 3rd in Appalachian League in hr (12) and runs (57), and was 5th in steals (36).

Amateur Background: Attended Middle Tennessee State University where he led team to NCAA playoffs in '81 and '82. Was Player of Year in Ohio Valley Conference in '82. Was All-OVC in '81 and '82.

Graduated from Oakland High School ('79) where he earned 3 letters in baseball. Was all-league ('78, '79) and MVP senior year. Also played American Legion ball ('79).

Personal: Has a brother and 3 sisters. Hobbies include basketball and golf. Single.

WAYNE DALE GROSS


Born: Jan. 14, '52; 6'2"; 220; Bats, L; Throws, R; Position: 3B-1B.

Birthplace/Residence: Born and raised in Riverside, CA. . . Now resides in Danville, CA.

Contract Status: Signed six-year contract extending thru '86 season in Apr., '81.

Tenure: 9 years, 38 days.

Signed Originally with: Oakland.



YEAR CLUB	AVG.	G	AB	R	H	2B	3B	HR	RBI	BB	SO	SB	CS	HP
1973 Lewiston—1	.241	8	29	4	7	2	0	1	1	4	5	0	0	1
Burlington	.235	56	187	27	44	8	3	4	36	29	33	3	2	2
1974 Birmingham	.244	105	316	36	77	12	2	14	54	48	48	0	0	4
1975 Birmingham	.278	130	435	69	121	23	2	19	71	84	68	3	1	6
1976 Tucson	.324	115	395	77	128	30	7	29	75	71	57	5	4	2
Oakland	.222	10	18	0	4	0	0	0	1	2	1	0	0	0
1977 Oakland	.233	146	485	66	113	21	1	22	63	86	84	5	4	5
1978 Vancouver	.411	17	56	20	23	5	0	3	10	14	8	0	1	0
Oakland	.200	118	285	18	57	10	2	7	23	40	62	0	2	5
1979 Oakland	.224	138	442	54	99	19	1	14	50	72	63	4	3	1
1980 Oakland	.261	113	366	45	103	20	3	14	61	44	39	5	3	1
1981 Oakland	.206	82	243	29	50	7	1	10	31	34	28	2	1	2
1982 Oakland	.251	129	386	43	97	14	0	9	41	53	49	3	1	2
1983 Oakland—2	.233	137	339	34	79	18	0	12	44	36	52	3	5	3
1984 Baltimore	.216	127	342	53	74	9	1	22	64	68	69	1	2	1
1985 Baltimore	.235	103	217	31	51	8	0	11	18	46	48	1	1	0

M.L. Totals .233 1103 3123 373 727 126 9 121 396 481 495 24 22 20

GWRBI: '80-2; '81-3; '82-3; '83-6; '84-7; '85-1; Total: 22.

1—Selected by Oakland A's organization in June '73 free agent draft (9th round, regular phase). . . Signed on 6/5/73.

2—Acquired by Orioles from Oakland A's in deal for pitcher Tim Lincecum on 12/9/83.

Record as Pitcher

YEAR CLUB	W-L	ERA	G	GS	CG	SHO	SV	IP	H	R	ER	BB	SO
1983 Oakland	0-0	0.00	1	0	0	0	0	2.1	2	0	0	1	0

Division Series Record

YEAR CLUB	AVG.	G	AB	R	H	2B	3B	HR	RBI	BB	SO	SB	CS	HP
1981 Oak. vs. K.C.	.400	2	5	1	2	0	0	1	3	0	0	0	0	0

League Championship Series Record

YEAR CLUB, OPP.	AVG.	G	AB	R	H	2B	3B	HR	RBI	BB	SO	SB	CS	HP
1981 Oak. vs. N.Y.	.000	3	5	0	0	0	0	0	0	0	0	0	0	0

WAYNE GROSS (Cont.)

All Star Game Record

YEAR	CLUB	SITE	AVG.	G	AB	R	H	2B	3B	HR	RBI	BB	SO	SB	CS	W
1977	A.L.	N.Y.														(selected, did not appear)

Career Highs, Game: **Runs—3, 5 times**, (the latest May 2, '84 at Cle.); **Hits—4, twice**, (the latest May 5, '81 vs. Det. at Oak.); **Home Runs—2, 8 times**, (the latest June 16, '85 vs. Mil. at Bal.); **RBI—5, 5 times**, (the latest May 27, '84 at Cal.); **4, 9 times**, (the latest June 2, '85 vs. Oak. at Bal.)

Hitting Streaks: **13**, (July 27, thru Aug. 13, '80); **8**, (July 1, thru 13, '80)

Grand Slams: **3**, (see page 14).

1985 SEASON/MAJOR LEAGUE CAREER

Started 57 games at third, 5 at first and 4 as designated hitter, but made only 8 starts and batted only 48 times over the O's last 66 games after **Floyd Rayford** became everyday starter at third in late July. . . . Used primarily as a pinch-hitter from then on (20 of his last 31 appearances were as pinch-hitter) . . . For further details see below under "Pinch-hitting."

Despite .235 average, had a .369 (263-97) on-base pct., 2nd on club to **Eddie Murray's** .383. . . . Walked 46 times in 263 plate appearances, one every 5.72 at bats, 2nd best rate in the majors (min. 200 pa's) behind Texas' **Toby Harrah** (1/4.61) and just ahead of **Pete Rose** (1/5.80).

For the 2nd straight year, played almost exclusively against righthanders. . . . Made 7 plate appearances vs. lefties giving him only 13 in his 2 seasons with Baltimore. He's 1 for 9 with 4 walks. . . . His only hit was home run off A's **Jeff Kaiser** at Baltimore, June 2, '85 (see "Home Runs" below).

Batting: Had reached a season low of .203 (79-16) on May 25, but was red hot in June batting .355 (62-22) from June 2 thru July 5 raising average to .268 (149-40), highest point after mid-April. . . . Was particularly hot in 15 games from June 15 to July 5 when he batted .432 (37-16) and reached base via hit or walk 24 times in 45 trips.

Rest of season, however, batted only .162 (68-11). . . . Finished season with 2-for-26 (.077) slump in final 17 games.

Batted .294 (68-20) in 32 day games and .208 (149-31) in 71 night games. . . . Over the past 4 seasons has batted .300 (444-133) in day games and .200 (840-168) at night.

Pinch-hitting: Appeared in 34 games as a pinch-hitter, O's 2nd busiest pinch-swinger behind **Gary Roenicke**. . . . Batted .241 (29-7), 10th best mark in the A.L. (min. 20 at bats).

Tied a major league record when he and fellow pinch-hitter **Larry Sheets** hit back-to-back home runs off Cleveland's **Jerry Reed** on Aug. 12. . . . The last time the Orioles accomplished the feat was Aug. 26, '66 when **Boog Powell** and **Vic Roznovsky** both pinch-homered off Boston's **Lee Stange**.

Home Runs: Finished in double figures in home runs for the 3rd straight year and the 7th time in career. . . . Has now hit 33 home runs in 559 at bats in 2 seasons with Orioles, one every 16.9 at bats.

Nine of his 11 home runs were solo. . . . His 11 hrs produced only 15 rbi. . . . Had the 7th and 8th 2-homer games of career.

Had 2 vs. Oakland on June 2 including a 3-run shot off **Jeff Kaiser**, his first home run off a lefthander since May 8, '83. Then, as a member of the A's, he homered off **Tippy Martinez** to give Oakland a 1-0 win over the O's. The homer off **Kaiser** was his first hit off a lefthander since he singled off **Guy Hoffman** of Chicago on Sep. 27, '83 while with Oakland).

By-Month: **Apr.:** .244 (45-11), 2 hr, 2 rbi. . . . **May:** .167 (42-7), 1 hr, 4 rbi. . . . **June:** .352 (54-19), 5 hr, 8 rbi. . . . **July:** .189 (37-7), 1 hr, 2 rbi. . . . **Aug.:** .313 (16-5), 1 hr, 1 rbi. . . . **Sep.-Oct.:** .087 (23-3), 1 hr, 1 rbi.

Vs. Opponents: His .368 (19-7) average vs. Cleveland was O's 2nd best against the Tribe. . . . In last 19 games vs. Indians, extending back to Sep. 3, '83 has hit .412 (51-21) with 5 hrs and 11 rbi. . . . In last 10 games at Cleveland's Municipal Stadium, has batted .571 (28-16).

For the 2nd straight year, was the O's top hitter against his teammates, the Oakland A's. . . . Batted .333 (15-5) in 7 games vs.

the A's with 2 hrs and 4 rbi. . . . Since joining the O's has hit .361 (36-13) with 4 hrs and 13 rbi in 17 games vs. Oakland. . . . That figure includes a .388 (18-7) mark at Oakland.

His .467 (15-7) average vs. Milwaukee was 2nd on club. . . . Had 2-homer game against them on June 16 at Baltimore. . . . In last 11 games vs. Brewers, beginning Sep. 16 '84, has batted .474 (19-9) with 3 hrs and 6 rbi.

Fielding: Played in 67 games at third (.933, 149 tc, 10 e) and 9 games at first (44 tc, 0 e). . . . Has a .942 (2287 tc, 133 e) career fielding mark in 902 games at third and a .990 (887 tc, 9 e) pct. in 151 games at first. . . . Has also played 4 games in the outfield during career.

Participated in triple play at first on July 18, '83 vs. Detroit, the 4th of his major league career. . . . Set a major league record when he started 3 double plays at 3rd base in '79 (May 7 at Baltimore, June 19 vs. Kansas City and June 23 vs. Texas). . . . The triple play vs. Baltimore was the last pulled on the O's.

Miscellaneous: Was hit in head by throw from **Rick Dempsey** at Oakland on May 23 and received 4 stitches, but missed only one game. . . . Since joining O's has a .355 (676-240) on-base pct., 3rd best on club during that period behind **Murray** (.397) and **Cal Ripken** (.361).

PREVIOUS CAREER HIGHLIGHTS

1984: Tied career high with 22 homers, most by an A.L. third baseman that season. . . . Averaged one home run for every 15.1 at bats, 5th highest rate in A.L. (min. 15 hrs). . . . Also had career-high 64 rbi. . . . Was 3rd on club in hrs, rbi and walks (68) and 4th with a .346 on-base pct.

Hit the 2nd and 3rd grand slams of career. . . . Jumped off to a great start, batting .395 (33-13) with 5 hrs and 10 rbi in first 13 games thru May 2, but hit only .197 (309-61) remainder of season.

1983: For the first time in career saw more action at 1st (74 games) than at 3rd (67 games). . . . Was Oakland A's 3rd leading home run hitter (12). . . . Hit .250 (51-for-204) before all-star break, but only .207 (28-for-135) thereafter. . . . Made debut as pitcher. . . . Hurlled the final 2.1 innings of a 16-5 loss to Minnesota. . . . Blanked the Twins on 2 hits with one walk and one hit batsman.

1982: Platooned at 3rd base vs. righthanders and was also successful as pinch-hitter, batting .300 (6-for-20) with 3 rbi and 7 walks. . . . Had 15 rbi in August.

1981: Was the A's regular 3rd baseman most of the season. . . . Hit a 3 run homer off Kansas City's **Dennis Leonard** in game 1 of the Western Division playoff.

1980: Had his best all-around season, hitting a career-high of .281. . . . Batted safely in career-high 13 straight games from July 27 thru Aug. 13 at .382 clip.

Early Major League Career: He made his debut with the A's in Aug. '76 and appeared in 10 games the rest of the year. . . . In '77, topped Oakland with 22 homers and was 2nd with 63 rbi. . . . Selected as reserve to the A.L. all-star team and was named to *Topps'* and *Baseball Digest's* all-rookie teams at season's end.

Had hitting problems in first half of '78. . . . Was optioned to Vancouver in July. . . . Returned to the A's later that month, but batted only .200 for the season.

Pro Career: Was 4th in the Southern League in homers (19) and rbi (71) at Birmingham in '75. . . . Finished among the Pacific Coast League leaders in doubles (4th, 30) and batting (8th, .324) at Tucson in '76 and was selected as the circuit's all-star 3rd baseman.

Amateur Background: Played baseball and football for 3 seasons at California State Polytechnical University (Cal Poly Pomona) in Pomona, CA. . . . In his junior year ('73), was selected all-league 1st baseman and led conference in hits. . . . That previous fall has finished 3rd among NCAA Division II punters with a 42.1 yards per punt average while being selected to the all-Pacific Coast team. . . . Was Cal Poly's "athlete of the year" for '72-'73.

Also played baseball and football at Riverside Poly High School (graduated '70). . . . Was all-league in baseball while earning high school all-American honorable mention in football.

Personal: Hobbies: hunting and fishing. . . . Wayne and his wife, the former **Patricia Stee**, were married on June 22, '75, and have 3 children, **Kyle Wayne** (12/11/78), **Kaylene Suzanne** (11/14/80), and **Kirk Richard** (8/6/83).

JOAQUIN (JACKIE) FERNANDO GUTIERREZ


Born: June 27, '60; 6'1"; 175; Bats, R; Throws, R; Position: SS-3B

Birthplace/Residence: Born, raised and still lives in Cartagena, Colombia.

Contract Status: Signed thru '86.

Tenure: 2 years, 30 days

Signed Originally with: Boston.



YEAR CLUB	AVG.	G	AB	R	H	2B	3B	HR	RBI	BB	SO	SB	CS	W
1978 Elmira-1	.194	63	216	23	42	8	0	0	18	24	41	2	2	2
1979 Elmira	.251	63	183	29	46	4	2	0	14	19	25	1	1	1
1980 Winter Haven	.255	111	368	46	94	4	1	1	40	39	34	2	2	2
1981 Winston-Salem	.249	137	507	56	126	14	5	1	45	43	80	9	3	8
1982 Bristol	.278	138	468	64	130	20	2	1	44	54	40	19	15	1
1983 New Britain	.278	67	248	36	69	7	1	4	25	34	29	12	10	1
Pawtucket	.266	66	233	30	62	11	1	1	17	28	39	5	4	8
Boston	.300	5	10	2	3	0	0	0	0	0	1	0	0	0
1984 Boston	.263	151	449	55	118	12	3	2	29	15	49	12	5	8
1985 Boston-2	.218	103	275	33	60	5	2	2	21	12	37	10	2	3
M.L. Totals	.246	259	734	90	181	17	5	4	50	28	87	22	8	1

GWRBI: '83-0; '84-1; '85-2; Total-3.

1—Signed as free agent by Boston Red Sox on 1/14/78.

2—Acquired by Orioles from Boston Red Sox in deal for pitcher Sammy Stewart on 12/17/85.

Career Highs, Game: **Runs**—3, (July 6, '84 vs. Cal. at Bos.); **Hits**—3, 6 times, (the latest Aug. 26, '84 vs. Cle. at Bos.); **RBI**—2, 8 times, (the latest Aug. 14, '85 vs. K.C. at Bos.); **SB**—2, (May 14, '84 at Cle. and Aug. 12, '84 at Tex.)

Hitting Streaks: 8, (June 8 thru 15, '84); 6, (July 15 thru 21, '84). Grand Slams: None.

1985 AND MAJOR LEAGUE CAREER

Started 79 games at shortstop for Boston last season ... Average dropped 45 points from rookie season ... A knee injury (see below for further details) knocked him out of the starting lineup in late May after he had started 40 of the first 43 games.

Despite injury, still finished 3rd on the club in stolen bases (10) and tied for 2nd in sacrifice hits (9).

Average hit season-low .183 (71-13) after 23 games ... Rebounded to hit .354 (48-17) over next 15 games raising average to season-high .252 on May 23 ... Jammed right knee at Texas on May 25 and played in only 6 games over the next 2 months ... Next start came on July 25 when his replacement **Glenn Hoffman** was injured.

Started 33 of the next 35 games while **Hoffman** was out ... Though August was his most productive month with the bat (see below under "By-Month"), his fielding suffered. Committed only 3 errors in first 60 games, but in a 26-game span from Aug. 1-30, he made 11 errors, including 3 at Minnesota on Aug. 30.

Made 11 starts in Sep.-Oct and was 4-for-40 ... Went 0-for-19 in September and broke an 0-for-27 slump with a double against the Orioles on Oct. 3.

By-Month: Apr.—.211 (57-12), 1 hr, 7 rbi ... May—.269 (67-18), 0 hrs, 4 rbi ... June—.250 (10-1), 0 hrs, 2 rbi ... July—.158 (19-3), 0 hrs, 1 rbi ... Aug.—.250 (88-22), 1 hr, 6 rbi ... Sep.-Oct.—.100 (40-4), 0 hrs, 1 rbi.

Vs. Opponents: Batted over .300 against two clubs (California and Cleveland), but hit .198 (242-48) against the rest of the A.L. ... Career-wise is above .300 against Angels, Indians and Royals ... Has 11 of his 50 career rbi vs. Royals ... (See page 61 for '85 and lifetime stats vs. each opponent).

Vs. Cleveland: His .362 (69-25) lifetime average vs. Indians is best against one opponent ... Has a .432 (37-16) lifetime average at Cleveland Stadium ... Had 2 hits vs. Tribe in first major league start on Sep. 30, '83.

3rd Colombian: Is only the 3rd Colombian to play in the majors ... Follows his brother-in-law **Orlando Ramirez** (ss, California, '74-'79) and **Luis Castro** (p, Philadelphia A's '02).

PREVIOUS CAREER HIGHLIGHTS

Top Rookie SS in '84: Named to the **The Sporting News** and **Topps** All-Major League Rookie team ... Named Red Sox "Rookie of the Year" by Boston Baseball Writers ... Won the shortstop berth in mid-May and went on to hit .263 (449-118) in 151 games.

The Red Sox were 78-61 in his 139 starts (86-76 overall) ... Led Red Sox with 12 steals (in 17 tries) and tied for club lead in bunt hits (6) ... Best month was August (.319, 94-30).

Had six 3-hit games ... Hit first major league home run off Oakland's **Jeff Bettendorf** at Fenway.

1983: Spent final month of season with Red Sox ... Started last 3 games of season ... Began year at New Britain and moved up to Pawtucket on July 1 ... Ranked 2nd in Sox minor league system with 481 at bats and 3rd with 131 hits.

Minor League Career: In '82 was named to Eastern League's all-star team while at Bristol and selected one of the league's top 10 major league prospects ... The following year led Carolina League shortstops in total chances (681, 90 more than the next best) and assists (423) ... Was named league's all-star shortstop.

At Winter Haven in '80 played 2nd, 3rd, ss and outfield ... Spent first 2 years of pro ball at Elmira and led NY-Penn League shortstops in fielding in '78.

Amateur Career: Graduated from Liceo del Bolivar High School in Cartagena in '77 ... Was outstanding in Campeonato National Youth League ... Finished 3rd in decathlon at national youth track meet at age 12.

Personal: Father, **Campo**, competed for Colombia in javelin event in '36 Olympics in Berlin and his brother **Freddie**, competed in 100 meter sprint in '64 Olympics at Tokyo.

JOHN GABRIEL HABYAN


Born: Jan. 29, '64; 6'1"; 195; Bats, R; Throws, R; Position: P.

Birthplace/Residence: Born in Bayshore, NY (Long Island) ... Grew up and still lives in nearby Brentwood, NY.

Contract Status: Signed thru '86.

Tenure: 13 days.

Signed Originally with: Orioles.



YEAR CLUB	W-L	ERA	G	GS	CG	SHO	SV	IP	H	R	ER	BB	SO
1982 Bluefield-1	9-2	3.54	12	12	2	1	0	81	68	35	32	24	55
Hagerstown	0-0	67.50	1	1	0	0	0	0.2	5	5	5	2	1
1983 Hagerstown	2-3	5.81	11	11	1	0	0	48	54	41	31	29	42
Newark	5-3	3.39	11	11	1	1	0	72	68	34	27	29	64
1984 Charlotte	4-7	4.44	13	13	1	0	0	77	84	46	38	34	55
Hagerstown	9-4	3.54	13	13	4	0	0	81.1	64	41	32	33	81
1985 Charlotte	13-5	3.27	28	28	8	2	0	189.2	157	73	69	90	123
Baltimore	1-0	0.00	2	0	0	0	0	2.2	3	1	0	0	2

Pro Totals 43-24 3.81 91 89 17 4 0 552.1 503 276 234 241 423

1—Selected by Orioles organization in June '82 free agent draft (3rd round) ... Signed by Joe DeLuca.

Pitches: Fastball, curve, slider, change-up.

THE 1985 SEASON

Left the Instructional League (his 4th straight year in F.I.L.) to join the Orioles on Sep. 23 when injuries weakened O's pitching depth ... Made big league debut in relief at Yankee Stadium on Sep. 29.

JOHN HABYAN (Cont.)

... Gained first major league win in only other outing beating Boston, 9-8, in relief at home on Oct. 3rd ... Worked 2 innings (2 h, 1 e, 0 er) and benefitted from O's 5-run 8th inning ... That victory gave him career-high 14 for season.

Charlotte: Named as righthanded pitcher on Southern League all-star team ... Won a club-high 13 games and was 3rd in the league in strikeouts (123), innings (189.2) and complete games (8) ... Was 5th in the SL with career-best 2.37 era ... Also started a career-high 28 games.

Hurled 9-inning no-hitter vs. Columbus on May 13 winning 6-0 ... Also had a pair of 3-hitters, Apr. 18 vs. Orlando and June 20 vs. Greenville ... Won his first 8 decisions (11 starts, 2.54 era, 78 ip, 22 er, 3 cg's) ... Didn't lose until June 8 vs. Memphis.

Left before the 5th inning only once in 28 starts ... Went at least 6 innings 21 times ... Gave up 3 runs or less in 19 starts.

Went 8.1 innings allowing only 3 hits in 4-0 win over Columbus in first round of league playoffs on Sep. 5 ... In 2 seasons, has gone 3-0 in 4 post-season starts for Charlotte.

PREVIOUS CAREER HIGHLIGHTS

1984: Had 9 of Hagerstown's 34 wins when promoted to Charlotte on June 21 ... Fanned 13 without a walk in 8 innings at Kinston on Apr. 27 and 10 in 6 innings in season debut at Salem on Apr. 11.

Won 4 of first 7 decisions at Charlotte ... Dropped last 4 regular season decisions, but walked only three while fanning 23 in last 22 innings.

Excelled in post-season ... Beat Greenville in Eastern Division playoffs to give O's 2 games to one lead in best of 5 series ... Then bested Knoxville in game 2 of league championship series, eventually won by O's 3 games to none.

Led O's in Florida Instructional League with 3-0 record and 2.90 era (10 er) ... Four of his appearances were in relief, first in career.

Pro Career: Tied for Appalachian League wins lead (9) while at Bluefield in '82.

Amateur Background: Graduated in '82 from St. John the Baptist High School (Brentwood, N.Y.). Fanned 226 in 148 innings in last 2 years combined. Was captain and team MVP senior year and earned All-League honors.

Personal: Youngest of 5 children (2 brothers, 2 sisters). Enjoys playing basketball, football, and street hockey. Single.

BRADLEY (BRAD) DAVID HAVENS

Born: Nov. 17, '59; 6'1"; 196; Bats, L; Throws, L; Position: P.

Birthplace/Residence: Was born in Highland Park, MI ... Grew up in Royal Oak, MI and now resides in Longwood, FL.

Contract Status: Signed thru '86.

Tenure: 2 years, 80 days.

Signed Originally with: California.



O's JAPAN TRIPS—'71 and '84

The Orioles have made 2 trips to Japan—in '71 and '84, both sponsored by the Yomiuri Shimbun, Japan's largest newspaper and the owners of the Tokyo Giants.

In '71, the O's were 12-2-4 on the tour including 8-0 with 3 ties vs. the Japan champion Giants.

In '84, the Birds were 8-5-1 overall, and were 4-1 vs. the national champions of that year, the Hiroshima Carp, and 4-1 against the sponsoring Giants.

YEAR CLUB	W-L	ERA	G	GS	CG	SHO	SV	IP	H	R	ER	BB	SO
1979 Quad Cities—1	13-10	2.66	26	26	*17	2	0	*200	171	80	59	74	*197
1979 Orlando—2	4-10	7.28	19	14	4	0	1	94	128	85	76	50	63
1979 Wisc'n Rapids	6-1	4.19	10	10	4	0	0	73	62	35	34	18	80
1980 Visalia	14-9	3.32	28	28	*12	3	0	195	186	90	72	82	*179
1981 Orlando	6-2	3.53	11	11	1	0	0	74	81	38	29	20	58
1981 Minnesota	3-6	3.58	14	12	1	1	0	76	76	33	31	24	43
1982 Minnesota	10-14	4.31	33	32	4	1	0	208.2	201	112	100	80	129
1983 Minnesota	5-8	8.18	16	14	1	0	0	80.1	110	75	73	38	40
1983 Toledo	6-3	3.88	11	11	4	0	0	69.2	60	34	30	37	64
1984 Toledo—3	11-10	2.61	25	25	*12	1	0	169	142	56	49	70	*169
1985 Rochester	8-10	4.85	34	19	2	0	5	133.2	135	79	72	52	*130
1985 Baltimore	0-1	8.79	8	1	0	0	0	14.1	20	14	14	10	19

M.L. Totals 18-29 5.15 71 59 6 2 0 381.1 407 234 218 152 231

* Led League

* Tied for league lead.

1—Selected by California Angels in June '77 free agent draft (8th round).

2—Acquired by Minnesota Twins' organization from California with outfielder Ken Landreaux, pitcher Paul Hartzell and third baseman Dave Engle for first baseman Rod Carew on 2/3/79.

3—Acquired by Orioles' organization from Minnesota in deal for pitcher Mark Brown on 3/27/85.

Low Hitters: 3-Hitters—1, (July 18, '82 vs. Det. at Min.); **4-Hitters—1,** (Sep. 8, '81 vs. Tor. at Min.).

Strikeout Highs: 8, twice, (May 6, '82 at Mil. and Sep. 22, '82 vs. Tor. at Min.).

Walk Highs: 6, (Aug. 20, '82 at Cle.); **5,** (May 21 '82 at N.Y.)

Winning Streaks: 4, (July 7 thru 24, '82); **3,** (Apr. 10 thru 29, '83).

Losing Streaks: 5, (Aug. 8 thru Sep. 6, '82); **4, twice,** (May 6 thru 28, '82 and May 5 thru 21, '83).

Pitches: Sinker, curve, slider, change-up.

Winter Ball: Pitched in the Puerto Rican League during the winter and was Santurce's top hurler, posting a 6-3 record with 9 saves and a 2.97 era (45 ip, 32 h, 10 er, 39 so) ... Had a win or save in 15 of Santurce's 31 regular season wins.

THE 1985 SEASON

Acquired by the Orioles' organization from the Twins in deal for pitcher **Mark Brown** in '85 spring training ... Primarily a starter in first 7 pro seasons, was moved to bullpen in mid-season at Rochester ... Was promoted to the O's on Sep. 3.

Rochester: Led International league in strikeouts for 2nd straight year with 129 in 133.2 innings, despite moving to bullpen on July 23.

Began season as starter and lost 4 of first 5 thru May 12 ... Then went 6-2 in next 9 starts ... Won 3 straight starts (June 19 thru 29) allowing only 11 hits and 2 runs in 22 innings while striking out 21 and walking 3 ... Was named co-winner of IL "pitcher of the week" for June 24-30.

Struck out season-high 13 in 4-3, 11 inning loss to Tidewater on July 9 ... Selected to play in IL all-star game.

Then lost 3 straight and was moved to the bullpen, where he worked the remainder of '85 ... Earned 4 saves in first 7 appearances ... Was 2-0 with 3 saves vs. the league's regular season champion, Syracuse.

Was 7-8 with a 4.72 era (114.1 ip, 60 er, 109 so) in 19 starts and 1-2 with 5 saves and a 5.59 era (19.1 ip, 12 er, 20 so) in 15 relief appearances.

Baltimore: Made first big league appearance since July '83 when he faced the Angels in relief on Sep. 3 ... Came on to face **Reggie Jackson** and retired him on one pitch ... Struck out 15 batters in one stretch of 8.2 innings over 3 games ... Struck out 19 of the 70 men he faced in 8 games with O's ... Made one start, losing 9-2 (5 ip, 5 h, 5 r-er, 3 bb, 4 so) at New York on Sep. 29.

PREVIOUS CAREER HIGHLIGHTS

Strikeouts: Has been the strikeout leader in every minor league in which he's played a full season, a total of 4 times ... Topped the Midwest League in strikeouts while with Quad Cities in '78 with 197 in 200 innings ... Led the California League in '80 with Visalia when he fanned 179 in 195 innings.

The past 2 seasons he has led the International League in whiffs with 169 at Toledo in '84 and 130 last year at Rochester ... Also was the league leader in complete games in '78, '80 and '84 ... In his pro career has struck out 1171 in 1241.2 innings, an average of 8.48 per 9 innings.

By-Month Lifetime: Apr.: 4-1; May: 0-8; June: 3-4; July: 5-3; Aug.: 2-6; Sep.-Oct.: 4-7.

BRAD HAVENS (Cont.)

Vs. Opponents: Is 13-17 vs. the East and 5-12 vs. the West ... Has had his best success against Toronto with 3 wins (tying career high) and a 2.14 era (46.1 ip, 11 er), lowest against one opponent ... Has both big league shutouts against the Jays ... Has a winning record against one other club (Boston, 3-1).

Minnesota Twins: Made his big league debut with Twins on June 5, '81, started in hometown of Detroit ... Went 6 innings, but lost 2-0 to **Jack Morris** ... Gained revenge vs. Tigers on Aug. 29, by beating them, 7-1, for first major league win ... Top effort his rookie season was 1-0, 4-hit win over Toronto and **Dave Stieb** on Sep. 8.

Spent all of '82 with Twins, only full season in the majors ... Led club's pitchers in strikeouts (129), starts (32) losses (14) and fielding ... Won his first start, 4-1 vs. Seattle on Apr. 8, then lost 4 straight decisions and didn't win again until he beat the O's on June 6 in a combination shutout, his lone career outing vs. the O's.

Won a career high 4 straight starts in July ... For the 2nd straight year, lone shutout was against Toronto, 8-0, on Sep. 29.

Was the Twins' Opening Day starter in '83, but was later optioned two different times to Toledo ... Was 3-1 for the Twins on May 1, but had 6.67 era ... Was 2-7 with Twins the rest of the season ... Lost all 4 decisions in May and was sent to Toledo on June 12 ... Recalled when pitcher **Pete Filson** went on disabled list on July 13, but was sent back to Toledo on Aug. 2.

Did not pitch with the parent club in '84, but was named the International League's "Most Valuable Pitcher" while at Toledo ... Led the circuit in strikeouts (169) and complete games (12) and finished 2nd in era (2.61) ... Pitched 2 three-hitters, 3 four-hitters and 2 five-hitters.

1980: After going 14-9 at Visalia and leading the California League in strikeouts (179), complete games (12) and starts (28), he went 5-0 with a 0.55 era in Florida Instructional League that fall.

1979: Traded to Twins in deal that sent **Rod Carew** to the Angels ... Struggled at Orlando in Southern League (AA), then assigned to Midwest League (A) where he went 6-1 with a last place Wisconsin Rapids club.

1978: As a rookie, led the Midwest League in strikeouts (197), complete games (17) and innings pitched (200) and was 2nd in era (2.66) while pitching for the Angels' Quad Cities club ... Selected the league's "player of the month" for May while helping Quad Cities to the first half championship.

Amateur Career: Was an all-state selection while attending Kimball High School in Royal Oak, MI and pitched a no-hitter as a senior in the '77 state playoffs ... Selected in the 8th round by California in the free agent draft that June.

Was all set to attend Western Michigan University, until the Angels worked him out on their last visit to Tiger Stadium that August ... Signed with them the next day and pitched in the Arizona Instructional League that fall.

Personal: Married the former **Ruby Bingham** in October, '82.

REX ALLEN HUDLER


Born: Sep. 2, '60; 6'2"; 180; Bats, R; Throws, R; Position: 2B-SS

Birthplace/Residence: Born in Tempe, AZ ... Grew up and now resides in Fresno, CA.

Contract Status: Signed thru '86.

Tenure: 88 days

Signed Originally with: New York Yankees.



YEAR CLUB	AVG.	G	AB	R	H	2B	3B	HR	RBI	BB	SO	SB	CS	HP
1978 Oneonta-1	.281	58	221	33	62	5	5	0	24	21	29	16	4	1
1979 Ft. Lauderdale	.251	116	414	37	104	14	1	1	25	15	73	23	7	5
1980 Ft. Lauderdale	.209	37	125	14	26	4	0	0	6	2	25	2	0	2
Greensboro	.227	20	75	7	17	3	1	2	9	4	14	1	2	0
1981 Ft. Lauderdale	.297	79	259	35	77	11	1	2	26	13	31	6	5	3
1982 Nashville	.237	89	299	27	71	14	1	0	24	9	51	9	2	5
Ft. Lauderdale	.250	9	32	2	8	1	0	1	6	4	5	0	1	0
1983 Ft. Lauderdale	.270	91	345	55	93	15	2	2	50	26	44	30	7	5
Columbus	.305	40	118	17	36	5	0	1	11	6	25	1	0	1
1984 Columbus	.292	114	394	49	115	26	1	1	35	16	61	11	7	3
New York	.143	9	7	2	1	1	0	0	0	1	5	0	0	1
1985 Columbus	.250	106	380	62	95	13	4	3	18	17	51	29	7	2
New York-2	.157	20	51	4	8	0	1	0	1	1	9	0	1	0
M.L. Totals	.155	29	58	6	9	1	1	0	1	2	14	0	1	1
Pro Totals	.262	788	2720	344	713	112	17	13	235	134	418	128	44	28

1-Selected by New York Yankees in June, '78 Free Agent Draft (1st round, 18th player selected)
2-Acquired by Orioles from New York with Rich Bordi in deal for Gary Roenicke and Leo Hernandez on 12/11/85.

THE 1985 SEASON

New York: Started the season with Columbus, but was recalled by the Yankees on Apr. 30 ... Played in 3 games before being optioned back to Columbus on May 29 when **Andre Robertson** came off disabled list.

Was recalled again on Sep. 1 and batted .313 (16-5) in first 5 games back with Yankees ... Then went 2-for-33 (.061) in final 12 games of season, including 2-for-17 (.118) vs. the O's.

Played first, 2nd and shortstop during 2 stints with Yankees.

Columbus: Led Columbus and was tied for 5th in International League with 29 stolen bases ... Stole 16 straight from June 6 thru July 21 ... Has a .744 (sb-128, cs-44) success rate during pro career.

Was 2nd on club in runs (62) ... Played one game at first, 82 at 2nd, one at 3rd, 25 at shortstop, and 14 in the outfield.

Average reached season-high .295 (61-18) on Apr. 27 ... Was recalled by Yankees 3 days later ... Hit a low of .238 on June 13, but then hit safely in 11 straight games (45-18, .400) to pull average up to .282 on June 28 ... Batted .221 (195-43) last 2 months.

PREVIOUS CAREER HIGHLIGHTS

1984: Was the regular 2nd baseman at Columbus ... Was 2nd on club with 11 stolen bases, and 3rd with 115 hits and 26 doubles ... Promoted to Yankees on Sep. 9 and made major league debut that night as pinch runner at Boston.

Doubled off Boston's **Al Nipper** Sep. 15 for first major league hit in first Yankee Stadium at bat ... Used primarily as defensive replacement.

1983: Began season with Fort Lauderdale, his 5th season with the Yankees' Florida State League club ... Played in 91 games and was named to the FSL all-star team ... Despite a promotion to Columbus in July, still finished 2nd on the club with 30 stolen bases and 3rd in rbi with 50.

Received his first taste of AAA at Columbus and batted .305 (118-36) in 40 games.

Pro Career: Batted .297 (259-77) at Fort Lauderdale in '81 and would have qualified as the league's 5th leading hitter, but lacked enough plate appearances. Was Yankees' number one draft choice in June, '78 ... Named NY-Penn League all-star shortstop that season.

Amateur Background: Graduated from Bullard High School in Fresno, CA in '78, where he played baseball, football and soccer ... Played Little League and Babe Ruth League baseball.

Personal: Enjoys hunting quail, dove and duck ... Single.

BIRDS BIGGEST DEAL

In November-December 1954 the Orioles and Yankees engineered a 17 player deal, one of the biggest in baseball history. General Manager Paul Richards sent the following players to New York: pitchers Mike Blyskal, Don Larsen and Bob Turley; catcher Darrell Johnson, first baseman Dick Kryhoski, shortstop Billy Hunter, and outfielders Ted del Guercio and Jim Fridley ... The Birds in turn acquired the contracts of: pitchers Harry Byrd, Jim McDonald and Bill Miller; catchers Hal Smith and Gus Triandos; second baseman Don Leppert, third baseman Kal Segrist, shortstop Willie Miranda and outfielder Gene Woodling.

RICKY MIRON JONES


Born: June 4, '59; 6'3"; 186; Bats, R; Throws, R; Position: SS.

Birthplace/Residence: Born in Tupelo, MS . . . Grew up in Decatur, GA . . . Now lives in Athens, GA.

Contract Status: Signed thru '86.

Tenure: None.

Signed Originally with: Orioles.



YEAR CLUB	AVG.	G	AB	R	H	2B	3B	HR	RBI	BB	SO	SB	CS	HP
1980 Bluefield-1	.276	59	199	27	55	9	3	6	33	19	22	4	2	0
1981 Charlotte	.261	134	479	66	125	17	2	11	56	25	72	12	4	2
1982 Rochester	.230	139	457	66	105	15	2	13	51	36	91	4	3	3
1983 Rochester	.230	95	339	28	78	16	1	7	38	18	61	4	3	0
1984 Hagerstown	.100	5	10	0	1	0	0	0	0	1	0	0	0	0
Rochester	.224	38	107	13	24	4	0	6	16	6	24	0	0	1
1985 Rochester	.173	14	52	3	9	1	0	0	4	1	11	0	0	0
Charlotte	.280	108	386	64	108	20	1	22	64	45	59	3	5	3

Pro Totals .249 592 2029 267 505 82 9 65 262 151 340 27 17 1
GWRBI: '80-2; '81-3; '82-3; '83-1; '84-Roch.-1; '85-Char.-4; Total: 14.

* Led League

1—Signed by Baltimore organization in June '80 free agent draft (15th round, Baltimore's 16th selector, regular phase) . . . Signed by Lamar North on 6/6/80.

THE 1985 SEASON

1985: Began the season at Rochester and didn't join Charlotte until May 13, but still led the O's with career-high 22 homers and was 2nd in doubles (20) . . . Was 2nd in Orioles entire minor league system in home runs . . . Had hit only 43 in 5 previous minor league seasons . . . Was 5th in the SL in slugging with a .508 mark.

Led Southern League shortstops in fielding with a .966 mark (494 tc, 17).

After slow start at Rochester, got hot immediately at Charlotte, batting .333 (60-20) in first 17 games with 4 hrs and 16 rbi.

Hit 9 hrs and had 25 rbi in June, including 5 hrs and 12 rbi in 9-game span from June 2 thru 11 . . . Had 24-game tear from June 18 thru July 13 when he batted .333 (90-30), including 11-game hitting streak, raising average from season-low of .266 to .294.

Never went more than 2 straight games without a hit . . . Hit safely in 81 of 107 games. Hit 2 homers against Knoxville on Aug. 6 . . . Homered in 3 straight games May 19-21, starting streak with a grand slam vs. Huntsville.

Played in 14 games at Rochester, the 4th straight season he has spent time with the Red Wings . . . Batted .173 (52-9) before being assigned to Charlotte.

1984: Underwent arthroscopic surgery for rotator cuff and cartilage tear in right shoulder on October 27, '83. Surgery was performed by Dr. James Andrews of Hughston Clinic, Columbus, GA, who performed similar operations on Don Welchel and Allan Ramirez . . . Saw limited action in '84 . . . Was invited to big league camp, but was still involved in rehabilitation and was unable to play . . . Showed some power when he did return, hitting 6 hrs in only 38 games at Rochester.

1983: Was hampered by injuries much of the year and spent 3 different stints on the disabled list . . . Was sidelined in May with split finger on throwing hand . . . Also missed parts of July and August with sore right shoulder (see above).

1982: Led the International League in games played (139) while topping league shortstops in total chances (689), assists (440), and double plays (101) . . . Had an 11-game hitting streak from May 6 thru 16.

Pro Career: In '81 at Charlotte, finished 1st among Southern League shortstops in double plays (75) and 2nd in assists (402) while fielding .938 (38 e/615 tc) . . . Recommended by Bill Lawlor.

Amateur Background: Was an all-South Atlantic Conference selection in '79 and '80 at West Georgia College (Carrollton, GA) . . . In '80, led club in batting (.333), homers (11), and rbi (40) while playing in 39 games . . . Attended Chipola J.C. (Marianna, FL) in '77 and '78 and was a pitcher there.

Was drafted by Atlanta Braves out of high school and by NY Mets while in junior college.

Personal: Hobbies: basketball, racquetball, photography, and pool . . . He and his wife, the former Cheryl Ann Slater, were married on Oct. 9, '82.

LEONDAUS (LEE) LACY


Born: Apr. 10, '49; 6'1"; 195; Bats, R; Throws, R; Position: OF.

Birthplace/Residence: Born in Longview, TX . . . Grew up in Oakland, CA . . . Now lives in Calabasas Park, CA (Los Angeles area).

Contract Status: Signed four-year contract extending thru '88 season in Dec. '84.

Tenure: 13 years, 99 days.

Signed Originally with: Los Angeles.



YEAR CLUB	AVG.	G	AB	R	H	2B	3B	HR	RBI	BB	SO	SB	CS	HP
1969 Ogden	.293	71	239	43	70	6	7	1	38	45	39	10	3	1
1970 Bakersfield	.301	124	502	96	151	19	5	4	49	59	91	21	12	5
1971 Albuquerque	.307	132	488	54	150	17	7	0	57	35	44	18	8	2
1972 El Paso	.372	68	258	39	96	22	4	1	35	21	30	11	3	1
Los Angeles	.259	60	243	34	63	7	3	0	12	19	37	5	3	0
1973 Los Angeles	.207	57	135	14	28	2	0	0	8	15	34	2	3	0
1974 Los Angeles	.282	48	78	13	22	6	0	0	7	40	22	29	5	9
1975 Los Angeles-1	.314	101	306	44	96	11	5	3	34	22	25	3	4	1
1976 Atlanta-L.A.-2	.269	103	338	42	91	11	3	0	6	21	10	21	4	0
1977 Los Angeles	.266	75	169	28	45	7	0	0	13	40	27	30	7	4
1978 Los Angeles-3	.261	103	245	29	64	16	4	3	5	15	22	36	6	1
1979 Pittsburgh	.247	84	182	17	45	9	3	5	17	33	28	33	18	9
1980 Pittsburgh	.335	109	278	45	93	20	4	2	10	11	29	24	3	1
1981 Pittsburgh	.268	78	213	31	57	11	4	2	10	11	29	24	3	1
1982 Pittsburgh	.312	121	359	66	112	16	3	5	31	32	57	40	15	1
1983 Pittsburgh	.302	108	288	40	87	12	3	4	13	22	36	31	13	0
1984 Pittsburgh-4	.321	138	474	66	152	26	3	12	70	32	61	21	11	0
1985 Baltimore	.293	121	492	69	144	22	4	9	48	39	95	10	3	2
ALL Totals	.293	121	492	69	144	22	4	9	48	39	95	10	3	2
N.L. Totals	.289	1185	3308	469	955	154	35	64	335	264	442	168	80	7
M.L. Totals	.289	1306	3800	538	1099	176	39	73	383	303	537	178	83	9

GWRBI: '80-4; '81-2; '83-1; '84-9; '85-5; Total: 21.

Selected by Los Angeles in Feb. 1969 free agent draft (2nd round regular phase).

1—Acquired by Atlanta from Los Angeles on 11/17/75 along with outfielder Jimmy Wynn, first baseman-outfielder Tom Paciorek and infielder Jerry Royster in deal for Dusty Baker and first baseman-third baseman Ed Goodson.

2—Acquired by Los Angeles from Atlanta on 6/23/76 along with pitcher Elias Sosa in deal for pitcher Mike Marshall.

3—Played out option with Los Angeles . . . signed (re-entry system) Pittsburgh on 1/19/79.

4—Played out option with Pittsburgh . . . signed 4-year contract (re-entry system) with Orioles in Dec. '84.

BIRDS' FIRST GAME IN BALTIMORE IN '54

The modern American League Orioles made their Baltimore debut in Memorial Stadium on Apr. 15, 1954 before a crowd of 46,354 including Vice President Richard M. Nixon who threw out the first ball. Behind the seven hit pitching of Bob Turley who fanned nine, the Orioles of Jimmy Dykes defeated Paul Richards' White Sox, 3-1, in Baltimore's first American League game in 52 years. Chico Carrasquel, the Chicago shortstop, was the first to bat in the new stadium and singled off Turley.

Clint Courtney won the distinction of hitting the first home run in the brand new stadium (built on the site of the previous municipally owned ballpark used by the International League O's). It was a bases empty blast off Virgil Trucks who also yielded a solo homer to Vern Stephens in the fourth and was the losing pitcher.

The Birds' starting lineup in that game was: Bobby Young, 2b; Eddie Waitkus, 1b; Gil Coan, cf; Vic Wertz, rf; Sam Mele, if; Stephens, 3b; Billy Hunter, ss; Courtney, c and Turley, p.

LEE LACY (Cont.)

League Championship Series Record

YEAR CLUB, OPP.	AVG.	G	AB	R	H	2B	3B	HR	RBI	BB	SO	SB	CS	HP
1974 L.A. vs. Pitts.	.000	1	0	0	0	0	0	0	0	0	0	0	0	0
1977 L.A. vs. Phil.	1.000	1	1	1	1	0	0	0	0	0	0	0	0	0
1978 L.A. vs. Phil.	.000	2	2	0	0	0	0	0	0	0	0	0	0	0
1979 Pitts. vs. Cin.														
(did not appear)														
L.C.S. Totals	.333	4	3	1	1	0	0	0	0	0	0	0	0	0

World Series Record

YEAR CLUB, OPP.	AVG.	G	AB	R	H	2B	3B	HR	RBI	BB	SO	SB	CS	HP
1974 L.A. vs. Oak.	.000	1	1	0	0	0	0	0	0	0	1	0	0	0
1977 L.A. vs. N.Y.	.429	4	7	1	3	0	0	0	2	0	1	0	0	0
1978 L.A. vs. N.Y.	.143	4	14	0	2	0	0	0	1	1	3	0	0	0
1979 Pitts. vs. Balt.	.250	4	4	0	1	0	0	0	0	0	1	0	0	0
W.S. Totals	.231	13	26	1	6	0	0	0	3	1	6	0	0	0

Career Highs, Game: **Runs—3, 9 times**, (the latest June 10, '85 at Det.); **Hits—5**, (July 20, '80 vs. L.A. at Pitt.); **4, 10 times**, (the latest July 11, '85 vs. Chi. at Bal.); **HR—2, 3 times**, (the latest Aug. 25, '85 at Oak and June 10, '85 at Det.); **RBI—4, twice**, (July 13, '84 vs. S.F. at Pitt and June 29, '85 at Bos.); **SB—3, twice**, (the latest Apr. 7, '83 at Hou.); **Hitting Streaks: 20**, (June 26 thru July 20, '85); **11, twice**, (the latest May 20 thru June 3, '82).
Grand Slams: None.

THE 1985 Season

Suffered thumb injury in spring training and was not activated until May 13 after missing the first 28 games (see below under "Injury" for further details) . . . Nonetheless, finished 13th in A.L. in batting and 2nd on the Orioles (among qualifiers) to **Eddie Murray** with a .293 average . . . Has now hit .306 (2104-645) over the past 6 seasons.

Qualified with enough at bats (502 plate appearances minimum) for the 2nd straight season but only the 2nd time in his 13 full major league seasons . . . Set career-high in at bats (492), runs (69) and walks (39).

Despite playing in only 121 games (116 starts), had 38 multi-hit games, 3rd on club . . . Led O's with four 4-hit games . . . Was 2nd on team in stolen bases (10), tied for 2nd in triples (4) and 3rd in hits with 144 (behind **Cal Ripken** and **Murray**) . . . Batted .319 (113-36) with men in scoring position.

Went as many as 3 games without a hit only once and only 4 other times did he go hitless in 2 consecutive games. Batted only 188 (48-9) in first 11 games after coming off disabled list . . . Then hit safely in 42 of the next 47 games while batting .356 (208-76) to bring average to season-high .332 (256-85), 4th best in the A.L., on July 20.

Ended that tear with a career-high 20-game hitting streak (for more details see below under "Hitting Streak") . . . Enjoyed best stretch between June 10 and July 19 when he batted .403 (139-56) in 33 games . . . From June 10 thru July 11, enjoyed four 4-hit games and six 3-hit games . . . Batted a club-high .364 (107-39) in July.

In his last 63 games, he batted .250 (236-59) . . . Was hampered the final 2 weeks of the season with re-occurring thumb pains . . . Started only 3 of the last 10 games.

Injury: Ruptured ligament in right thumb in an exhibition game vs. Montreal in Miami on March 12 . . . Continued to play thru March 26 and finished the spring as the O's leading hitter (.341, 41-14) in 15 games.

Pain persisted and he was placed on the disabled list on March 28 . . . Underwent surgery at Children's Hospital in Baltimore on April 3 . . . Doctors re-attached the ligament to the bone and a chip of cartilage was removed . . . A pin was inserted to stabilize the joint.

Took batting practice for the first time on April 30 and worked out at Hagerstown for 3 days . . . Was activated on May 13, replacing **John Lowenstein** who was designated for assignment.

Hitting Streak: Hit safely in 20 straight games from June 26 thru July 20, tied with **Don Mattingly** for the 2nd longest streak in the majors (behind **Wade Boggs**' 28) . . . Batted .452 (84-38) during the streak with 9 multi-hit games.

Was 2 games shy of club record (22) held jointly by **Doug DeCinces** ('78-'79) and **Eddie Murray** ('84).

Home Runs: Needed only one more homer to make the Orioles the first team in major league history to have 10 players with at least 10 home runs . . . Hit numbers 8 and 9 on Aug. 25 at Oak., but went homer-less in his last 31 games.

Added the 2nd 2-homer game of the year and 3rd of career with 2 at Detroit on June 10 . . . Broke his bat while hitting his first home run to rightfield in that game off **Jack Morris** . . . Bat was inspected for cork by umpire **Jim McKean** and umpire supervisor **Dick Butler**, but none was found.

Most celebrated homer was "sudden death" 2-run blast off California's **Donnie Moore** with one-out in 9th, capping O's 4-run rally in 5-3 win on June 3.

Vs. Opponents: Batted over .300 against 7 teams, including high of .375 (40-15) vs. Chicago . . . Batted .455 (33-15) in last 8 games vs. Pale Hose . . . Hit low of .227 (22-5) vs. Toronto and in one 4-game series against the Blue Jays, he fanned 10 times in 14 trips . . . Had the top average vs. the Yankees .317 (41-13) among Oriole regulars.

Miscellaneous: Of his 5 gwrbi, 2 were "sudden death" and another came in the 9th inning on the road . . . Had 3 infield hits vs. Seattle on May 17 . . . Went 8-for-11 (.727) with 2 walks over a span of 13 plate appearances, July 9-12 . . . Also had 9-for-13 (.692) spurt, June 26-30.

Was named "Most Outstanding New Oriole" by Oriole "Advocates" . . . Tied career high with 4 rbi vs. Boston on June 29 . . . Batted .308 (250-77) at home, one of only 2 Orioles to hit above .300 at Memorial Stadium (**Floyd Rayford** was the other).

By-Month: **May**— .260 (77-20), 0 hrs, 6 rbi . . . **June**— .324 (111-36), 3 hrs, 10 rbi . . . **July**— .364 (107-39), 1 hr, 13 rbi . . . **Aug.**— .276 (105-29), 5 hrs, 14 rbi . . . **Sep.-Oct.**— .217 (92-20), 0 hrs, 5 rbi.

1985 AND MAJOR LEAGUE CAREER

Fielding: Played exclusively in outfield for Orioles and led O's outfielders with 9 assists . . . In '84, led N.L. outfielders with a .996 (284 tc, 1 e) . . . His 15 assists tied for 2nd (with **Carmelo Martinez** of San Diego) behind **Lonnie Smith**'s 18.

Was exclusively an infielder (2b, 3b, ss) in minors and a 2nd baseman during his first 3 years with Dodgers (one game at 3b) . . . Began playing outfield in '75, but wasn't until '78 that he first played more games in outfield than infield . . . Games at each position, career: 2b (275), 3b (32), ss (2), of (806).

Pinch-Hitting: Batted .500 (4-2) in 5 games as a pinch-hitter for O's . . . Has career .255 average lifetime (231-59) with 8 home runs and 26 rbi . . . Hit 7 pinch-homers over 2 seasons ('77-'78) including 5 in '78 . . . Set major league record that year when he hit 3 straight pinch-homers (May 2, 6, and 17, . . . includes one walk during streak) . . . Record was tied in '79 by Phillies' **Del Unser**.

Stolen Bases: His 10 stolen bases in '85, although 2nd on the club, were his lowest total since '79 . . . Has stolen 144 in last 6 years, average 24/season . . . Has .727 (144-198) success rate during that period . . . Had only 34 steals in first 8 N.L. seasons with 29 caught stealings for .540 pct.

Stole 24 in 27 tries in '81 (.889), and a career-high 40 in 55 attempts in '82 (.727) . . . His lifetime pct. is .682 (178 sb, 83 cs) . . . Stole 13 bases in first 13 tries in '83, and 15 of first 17 . . . Also stole 14 in his first 15 attempts in '81.

National League: Had .300+ career average against 3 N.L. clubs . . . Batted career-high .348 (141-49) vs. the Dodgers; .341 (372-127) vs. the Phillies; and .321 (377-121) vs. the Padres.

While in N.L. he batted .272 (180-49), 2 hr, 20 rbi with Atlanta; .270 (1334-360), 27 hrs, 143 rbi with L.A.; .304 (1794-546), 35 hrs, 172 rbi with Pittsburgh.

Had highs of 10 homers vs. Phillies and Giants . . . Drove in most runs against Giants (46) . . . Excelled against two of N.L.'s top pitchers, **Steve Carlton** and **Fernando Valenzuela**.

Against **Carlton** he has a .403 lifetime average (62-25) with 2 home runs (was 5-for-10 in '84) . . . In '80, one of **Carlton**'s 4 Cy Young years, **Lee** batted .421 (19-8) against him and all 8 hits were

LEE LACY (Cont.)

for extra bases (5-2bh, 2-3bh and 1 hr) ... Vs. Valenzuela, had a .389 average (18-7), including 4-for-7 in '84.

Inside Park Homers: Has hit 3 in N.L. ... Aug. 3, '78 for L.A. at S.F. (off Jim Barr); Aug. 6, '82 vs. NYM (off Randy Jones), and June 10, '84 at Phi. (off Jim Kern).

Post-Season: Has played with 4 pennant winners ... Was 4-for-8 combined in NLCS & WS for Dodgers in '77 ... Appeared in '79 WS vs. O's 4 times as pinch-hitter and was 1-for-4 ... Batted in 2 games in Baltimore (his only previous exposure to Memorial Stadium) and was 0-for-2 ... Has .241 (29-7) combined average in 17 post-season games.

PREVIOUS CAREER HIGHLIGHTS BY YEAR

1984: Won the Pirates' '84 "Roberto Clemente" Award (mvp) ... Was 2nd in N.L. with a .321 average behind Tony Gwynn (.351) of San Diego.

Batted .355 (107-38) with runners in scoring position ... Set career highs in games (138), hits (152) doubles (26) gwrbi (9) and rbi (70, 30 more than his best previous output) ... Like '85 had four 4-hit games ... Batted .301 (196-59) before all-star game and .335 (278-93) after.

1983: Started Bucs' opener at St. Louis as leadoff man and homered off Bob Forsch on first pitch of season ... Hit .345 (116-40) in last 68 games starting June 28.

1982: Set career highs in steals (40, ranked 7th in N.L.) and runs (66) ... Would have hit first career slam on May 14, put passed Omar Moreno between 1st and 2nd and was called out ... Started season as a reserve, but gained a lot of time as starting rightfielder thanks to 2 major injuries to Dave Parker.

Hit safely in 24 of 27 games from July 30 to Aug. 24 ... Had 11 game streak earlier in season ... Troubled over last 2 months by bruised thigh and sore knee.

1981: For 2nd straight year platooned with Mike Easler in left except when Parker was hurt (late May-early June) when both Lacy and Easler played regularly.

1980: Platooned with Easler and batted .345 in that role ... Had career high in average (.335) though he didn't qualify ... Had 7 straight hits between July 17 and 20 ... Had two 10 game hitting streaks and enjoyed his one career 5 hit game, against Dodgers, on July 20.

1979: Signed with Bucs as free agent after playing out option with Dodgers ... In first year in Pittsburgh, appeared in 39 games as pinch-hitter, 40 in outfield and 4 at 2nd base ... Didn't appear in NLCS but did pinch-hit 4 times in WS (see "Post Season" above).

1978: Last year with Dodgers ... Set career high with 13 hrs, and had best year as pinch-hitter (.394, 33-13), 4 homers & 10 rbi, including a record 3 straight homers (see "Pinch Hitting" above) ... Played 2nd, 3rd, SS (1 game) and outfield.

1977: Played 2nd, 3rd & OF ... Went 4-for-18 in post-season ... Played winter ball at Mazatlan in Mexico.

1976: Started season with Atlanta, but returned to Dodgers June 23 in exchange for reliever Mike Marshall ... Hit .272 in 50 games for Braves and .266 in 53 games for Dodgers ... Had minor surgery in May and didn't play all month.

1975: Hit over .300 first time (.314, 2nd on club to Steve Garvey) ... Made his pro debut as an outfielder (43 games), a move precipitated by team injuries ... Traded to Braves after the season.

1973-74: Was Dodgers starting 2nd baseman in '73 for first 16 games, then Davey Lopes, a rookie though older than Lacy, was given the job ... Played only 48 games in '74, but raised average 75 points from .207 to .282.

1972: Recalled from El Paso June 28, ostensibly for 2 weeks as replacement for Bill Russell who was doing military duty, but stayed for rest of year ... Hit safely in 12 of his first 13 games (including 11 in a row, game 3 thru game 13) and in his 1st week in N.L. shared "player of the week" honors with Pirates' Manny Sanguillen ... Hit .407 in that period.

Was also "player of month" in Texas League that June while still at El Paso, and was leading league in hitting (.372) when called up

... Strained ligaments in left knee on Sep. 4 after colliding with Hal McRae in double play take out and didn't play rest of year.

Minors: Had .314 average during 3½ seasons in minors (1487-467). Has hit over .300 8 times in pro career including 3 straight years in minor leagues ... Was 3rd baseman in first pro year ('69), Bakersfield's regular shortsop in '70, and 2nd baseman primarily at Albuquerque & El Paso in '71 and '72 ... Won all-star honors in 3 different leagues at 3 different positions ... Was Dodgers 2nd pick in Jan. '69 draft.

Personal/Amateur Background: Wife's name is Suzanne ... Children: Michael (7/22/65) and Jennifer (3/21/83) ... Graduate of McClymonds High School in Oakland which also produced Frank Robinson, Vada Pinson, Curt Flood and basketball's Bill Russell to name a few ... Lacy and Frank Robby were teammates with Dodgers in '72.

Attended Laney Jr. College in Oakland ... Former Oriole Earl Robinson was (and is) basketball coach there ... Hobbies include fishing and pheasant hunting.

MARK EDWARD LEITER


Born: Apr. 13, '63; 6'3"; 221; Bats, R; Throws, R; Position: P.

Birthplace/Residence: Born in Joliet, IL ... Grew up in Pine Beach, NJ and resides in West Caldwell, NJ.

Contract Status: Signed thru '86.

Tenure: None.

Signed Originally with: Orioles.



YEAR CLUB	W-L	ERA	G	GS	CG	SHO	SV	IP	H	R	ER	BB	SO
1983 Bluefield-1	2-1	2.70	6	6	2	0	0	36.2	33	17	11	13	35
Hagerstown	1-5	7.25	8	8	0	0	0	36	42	31	29	28	18
1984 Hagerstown	8-13	5.62	27	24	5	1	0	139.1	132	96	87	108	105
1985 Hagerstown	2-8	3.46	34	6	1	0	8	83.1	77	44	32	29	82
Charlotte	0-1	1.42	5	0	0	0	1	6	3	1	1	2	8
Pro Totals	13-28	4.78	80	44	8	1	9	301.1	287	189	160	180	248

1-Selected by Orioles organization in January '83 free agent draft (10th round regular phase) ... Signed 5/9/83.

THE 1985 SEASON

Hagerstown: After 2 years as a starter, made successful switch to bullpen in mid-June at Hagerstown ... In 6 starts, was 1-5 with a 4.78 era (37.2 ip, 20 er) ... In 28 relief appearances was 1-3 with a club high 8 saves and a 2.36 era (45.2 ip, 12 er, 50 so).

Thru first 10 appearances (6 starts) was 1-6 with a 4.79 era (47 ip, 25 er) ... In final 24 outings, beginning June 15, pitched exclusively out of bullpen ... Was 1-2 with 7 saves and a 1.73 era (36.1 ip, 7 er), while limiting batters to a .204 average (152-31).

In his last 17 appearances, finished 16 games while allowing only 9 hits and 3 earned runs in 21 innings ... Didn't allow a hit in last 5 outings of season ... Allowed 2 home runs at Winston-Salem on Apr. 19 in 2nd outing of season and didn't allow another the rest of season (71.1 innings).

Pitched his lone complete game vs. Peninsula in 7-3 win on June 2 ... Had 148 walks and 158 strikeouts in pro career prior to '85, but fanned 90 while walking only 31 last season, at Hagerstown and Charlotte combined.

Charlotte: Promoted to Charlotte in August ... Had 6 scoreless outings out of 7 (including post-season) and gave up only 3 hits over 8.2 innings ... Pitched 2.2 innings of hitless relief to beat Huntsville in Southern League Championship series on Sep. 12.

1984: Led Hagerstown in strikeouts (105) and starts (24) ... Walked 108 batters and lost 13 games, both Carolina League highs ... Top game was a 3-hitter vs. Salem on May 22.

Pro Career: Was 3-6 combined in first pro season in '83 at

MARK LEITER (Cont.)

Bluefield and Hagerstown . . . Was promoted to Hagerstown in July . . . Signed by Joe Bowman.

Amateur Background: A '81 graduate of Central Regional High School in Pine Beach, NJ . . . Played baseball for three years and threw several no-hitters . . . Attended Ramapo State and Connors State colleges . . . Played semi-pro ball in Jersey Shore and Carlton (NJ) leagues.

Personal: One of seven children . . . Married the former All-son Joan Ronde on 8/7/83 . . . Older brother, Kurt, was a pitcher in the O's chain from '82 thru '84 . . . Younger brother, Al, was a 2nd round draft pick by Yankees in June '84 . . . Collects baseball cards and coins.

FREDRIC (FRED) MICHAEL LYNN


Born: Feb. 3, '52; 6'1"; 190; Bats, L; Throws, L; Position: OF.

Birthplace/Residence: Born in Chicago, IL . . . Grew up in El Monte, CA (near Pasadena) . . . Now lives in Rancho Mirage, CA.

Contract Status: Signed five-year contract extending thru '89 season in Dec. '84.

Tenure: 11 years, 30 days.

Signed Originally with: Boston.



YEAR CLUB	AVG.	G	AB	R	H	2B	3B	HR	RBI	BB	SO	SB	CS	HP
1973 Briston—1	.259	53	162	26	42	9	4	6	36	34	24	4	2	2
1974 Pawtucket	.282	124	415	65	117	19	2	21	68	55	88	3	1	4
Boston	.419	15	43	5	18	2	2	2	10	6	6	0	0	1
1975 Boston	.331	145	528	103	175	47	7	21	105	62	90	10	5	3
1976 Boston	.314	132	507	76	159	32	8	10	65	48	67	14	9	1
1977 Boston	.280	129	497	81	129	29	5	18	76	51	63	2	3	3
1978 Boston	.298	150	541	75	161	33	3	22	82	75	50	3	6	1
1979 Boston	.333	147	531	116	177	42	1	39	122	82	79	2	2	4
1980 Boston—2	.301	110	415	67	125	32	3	12	61	58	39	12	0	0
1981 California	.219	76	256	28	56	8	1	5	31	38	42	1	2	3
1982 California	.299	138	472	89	141	38	1	21	86	58	72	7	8	3
1983 California	.272	117	437	56	119	20	3	22	74	55	63	2	2	2
1984 California—3	.271	142	517	84	140	28	4	23	79	77	97	2	2	2
1985 Baltimore	.263	124	448	59	118	12	1	23	68	53	100	7	3	1
M.L. Totals	.292	1425	5192	839	1518	323	39	218	859	663	788	62	45	30

GWRBI: '80-7; '81-5; '82-12; '83-11; '84-10; '85-8; Total: 53.

* Led League

1—Selected by Boston in June '73 free agent draft (2nd round).

2—Acquired by California Angels from Boston with pitcher Steve Renko for pitchers Frank Tanana and Jim Dorsey and Outfielder Joe Rudi Jan. 23, '81.

3—Played out option with California . . . Signed 5 year contract (re-entry system) with Orioles on Dec. 11, '84.

League Championship Series Record

YEAR CLUB, OPP.	AVG.	G	AB	R	H	2B	3B	HR	RBI	BB	SO	SB	CS	HP
1975 Bos. vs. Oak.	.364	3	11	1	4	1	0	0	3	0	0	0	0	0
1982 Cal. vs. Mil.	.611	5	18	4	11	2	0	1	5	2	3	0	0	0
L.C.S. Totals	.517	8	29	5	25	3	0	1	8	2	3	0	0	0

World Series Record

YEAR CLUB, OPP.	AVG.	G	AB	R	H	2B	3B	HR	RBI	BB	SO	SB	CS	HP
1975 Bos. vs. Cin.	.280	7	25	3	7	1	0	1	5	3	5	0	0	0

All Star Game Record

YEAR CLUB, SITE	AVG.	G	AB	R	H	2B	3B	HR	RBI	BB	SO	SB	CS	HP
1975 Bos., Mil.	.000	1	2	0	0	0	0	0	0	0	1	0	0	0
1976 Bos., Phil.	.333	1	3	1	1	0	0	1	1	0	1	0	0	0
1977 Bos., N.Y. (AL)	.000	1	1	0	0	0	0	0	0	1	0	0	0	0
1978 Bos., S.D.	.250	1	4	0	1	0	0	0	0	0	1	0	0	0
1979 Bos., Sea.	1.000	1	1	1	1	0	0	1	2	0	0	0	0	0
1980 Bos., L.A.	.333	1	3	1	1	0	0	1	2	0	1	0	0	0
1981 Cal., Cle.	1.000	1	1	0	1	0	0	0	1	0	0	0	0	0
1982 Cal., Mon.	.000	1	2	0	0	0	0	0	0	0	0	0	0	0
1983 Cal., Chi. (AL)	.333	1	3	1	1	0	0	1	4	1	1	0	0	0
A.S.G. Totals (9 yrs.)	.300	9	20	5	6	0	0	4	10	2	5	0	0	0

Career Highs, Game: **Runs—4, 3 times**, (the latest June 8, '82 at Tor.); **Hits—5, twice**, (June 18, '75 at Det. and Aug. 28, '78 vs. Sea. at Bos.); **4, 14 times**, (the latest May 18, '85 at Sea.); **Home Runs—3**, (June 18, '75 at Det.); **2, 15 times**, (the latest 3 times in '84); **RBI—10**, (June 18, '75 at Det.); **6**, (July 14, '79 vs. Min.); **5, 4 times**, (the latest May 1, '81); **4, 19 times**.

Hitting Streaks: **20, twice**, ('75 and '79); **18**, (July 7 thru 28, '82).

Grand Slams: **3**, (plus one in '83 all-star game); see page 14 for list).

1985 SEASON SUMMARY

Despite back and ankle injuries that plagued him throughout the 2nd half, Fred finished with 23 home runs matching the 2nd highest output of career . . . Enjoyed his 4th straight 20+ home run season and the 7th of career.

Played in 79 of the O's first 85 games before all-star break (started the first 62) and hit .265 (294-78) with a club-high 16 home runs and 50 rbi . . . Appeared in only 45 of 76 2nd half games and batted .260 (154-40) with 7 homers and 19 rbi.

Tore ligaments in his left ankle in Minnesota on July 22, but despite injury continued to play until he re-injured it in Oakland on August 24 . . . During that span, batted only .216 (21-97, 3 hrs., 7 rbi) in 27 games, dropping average from .270 to season-low .257.

Missed more than 3 weeks before returning on Sep. 16 . . . In first 3 games back, went 5-for-9 with 6 rbi and a home run in each game, but missed 5 days in between with sore back.

Was bothered periodically by muscle spasms in lower back, an injury which originally occurred on June 28 in Boston . . . Missed approximately 10 games throughout the year due to back injury.

Hit six 9th inning homers and tied a club record with 3 "sudden death" home runs (see below under "9th Inning Home Runs") . . . Drove in a combined total of 15 runs in 9th inning.

Helped the O's off to their best April since '70 (12-7) with a club-high .319 average (23-72) that month . . . Also led O's in final month with a .325 (40-13) mark in Sep./Oct.

Played centerfield exclusively for the O's after playing extensively in rightfield for the Angels in '84 . . . Ranked 4th in fielding among A.L. outfielders with .9938 pct. (322 ct, 2 e).

9th Inning Homers: Led the majors in 9th inning home runs with 6, including 3 "sudden death" blasts . . . Hit 3 consecutive 9th inning homers in 3-game series with Minnesota in Baltimore, May 10-12, including 2 straight "sudden death" game-winners.

Hit first one off **Ron Davis** with one out on Friday night (May 10) breaking 5-5 tie . . . The following night, hit 3-run homer with none out off **Curt Wardle** giving O's 4-2 win before 49,094, 2nd largest crowd of '85 . . . Hit his 3rd 9th inning homer the next day off **Frank Viola** in losing cause.

Became the 3rd player in Orioles' history to produce consecutive "sudden death" game-winning rbi joining **Dick Kryhoski**, who accomplished the feat with a pair of singles in each game of a double-header June 27, '54 and **John Stefero**, who singled in game winners in consecutive games on Sep. 18 and 19, '83 vs. Milwaukee.

Added his 3rd "sudden death" game-winner on July 11 when he hit a 3-run homer in the 9th off Chicago's **Mike Stanton** capping the O's 2-out, 4-run rally which gave them a 7-6 win.

Batting: Hit 3rd regular season grand slam of career at Kansas City off **Joe Beckwith** on July 6 . . . Helped tie a club record when he, **Cal Ripken**, and **Eddie Murray** hit successive home runs in 8th inning at Detroit on Sep. 16 . . . Struck out a career-high 100 times, 2nd on club to **Mike Young** (104).

Went homer-less in first 14 games as an Oriole, then hit 7 with 16 rbi in next 14 games from Apr. 25 thru May 12 . . . Homered twice off **Dan Petry** and has now hit 4 off him in the last 7 games . . . The O's were 16-7 in games Lynn homered and were 29-14 in games he drove in a run.

By-Month: April .319 (72-23), 3 hr, 8 rbi . . . May .255 (94-24), 5 hr, 18 rbi . . . June .231 (91-21), 5 hr, 14 rbi . . . July .289 (83-24), 4 hr, 13 rbi . . . Aug. .191 (68-13), 2 hr, 5 rbi . . . Sep.-Oct. .325 (40-13), 4 hr, 10 rbi.

1985 AND MAJOR LEAGUE CAREER

Major Awards: Only player ever to win "MVP" and "Rookie of Year" ('75) awards in same season (**Cal Ripken** earned them in

FRED LYNN (Cont.)

back-to-back seasons) . . . Has also been "MVP" in ALCS ('82) and All-Star Game ('83) . . . Twice chosen as A.L. "player of month" (June '75 and Aug. '79).

Won total of 13 significant awards as a rookie, including AP & UPI "Athlete of the Year," SPORT MAGAZINE's "Pro-Rookie of Year," TSN A.L. "Player of Year," & "Gold Glove."

All-Star Games: Played in All-Star game in each of first 9 years in A.L. ('75 thru '83) . . . Has started 5 times: '76, '78, '79, '80 & '82 . . . Was "mvp" in '83 (see "slam" below) . . . Top vote-getter in '76, and leading write-in candidate in '75, his rookie year, but did not get enough votes to start.

Has hit 4 home runs (tied with **Ted Williams** for 2nd behind record-holder **Stan Musial's** 6), including the only grand slam in All-Star history. That was an '83 blast at Comiskey Park off San Francisco's **Atlee Hammaker** (3rd inn.) that sparked A.L. to a 13-3 win which snapped an 11 game losing streak . . . Hit the others in '76 (off **Tom Seaver**), '79 (off **Steve Carlton**) and '80 (off **Bob Welch**).

Post-Season: Has .407 average (22-for-54) in 15 post-season games, including .517 (15-for-29) in 2 ALCS (8 games) . . . Was "mvp" in '82 ALCS in losing cause against Milwaukee, after batting .611 (11-for-18) . . . Has hit safely in all 8 ALCS game he's played . . . Hit his one ALCS homer off **Jim Slaton** in '82.

Hit a 3-run homer in game #6 of '75 WS (the "**Carlton Fisk**" game) which gave Red Sox 3-0 lead in 1st inning . . . **Fisk's** homer won it in 12th.

Slugging/Extra-Basehits: Ranks 10th among active players (min. 2000 at bats) in career slugging with a .495 (2573-5192) mark . . . Has led league in slugging twice: .566 in '75 and .637 in '79 . . . In best years has majored in extra base hits, e.g.: '75-75, '78-56, '79-82, '82-60, '84-55 . . . Has had 32 or more doubles 6 times including highs of 47 in '75 and 42 in '79.

By-Month Lifetime: April .296 (205-693), 32 hr, 102 rbi . . . May .294 (248-844), 36 hr, 138 rbi . . . June .287 (282-984), 41 hr, 163 rbi . . . July .305 (289-946), 45 hr, 166 rbi . . . Aug. (.276 (273-988), 38 hr, 161 rbi . . . Sep.-Oct. .300 (221-737), 26 hr, 129 rbi.

Vs. Rhp & Lhp: Has .309 career average vs. **righthanders** (1137-3679) with 173 hr and 621 rbi . . . Against **lefthanders**, he has batted .252 (381-1513), 45 hr, 238 rbi.

1st & 2nd Halves: Has been a .305 hitter (848-2782) with 127 hr and 467 rbi *before* all-star break . . . Has a .278 (670-2410) average with 91 hr and 392 rbi in 2nd half.

Vs. Opponents: Hit 14 home runs in only 59 games against the Eastern Division in '85 . . . Batted .275 (58-211) vs. the East and .253 (60-237) vs. the West . . . Lifetime has batted .291 (785-2697, 111 hr, 442 rbi) against the East and .294 (733-2495, 107 hr, 417 rbi) against the West.

Has .300 + career average against 5 clubs (Chicago, Cleveland, Detroit, Minnesota, and Texas).

Vs. Cleveland: In his last 41 games vs. the Tribe has batted .369 (59-160) with 12 hr and 40 rbi.

Vs. Detroit: Has career-high 93 rbi vs. Detroit . . . In 64 games at Tiger Stadium, has 15 hr and 50 rbi.

Vs. Milwaukee: Has batted .355 (44-124) with 10 hr and 20 rbi off Brewers' pitching since the beginning of the '83 season (31 games).

Vs. Minnesota: Established career highs vs. one opponent in average (.330, 137-415) and home runs (26) vs. the Twins . . . Hit 3 consecutive 9th inning homers off Twins (see "9th Inning Home Runs" above).

Fielding: Current career fielding average is .9877 (3762 to 46 e) ranking him 16th on baseball's all-time fielding pct. list among outfielders (minimum 1,000 games) . . . Among active players is 2nd to Houston's **Terry Puhl**, whose .993 career pct. is first on the all-time list . . . Trailing Lynn are **Dwight Evans** (.9872) and **George Hendrick** (.9871).

Has won 4 "Gold Gloves" ('75 as rookie, '78, '79, '80) . . . Three times ('77, '80, '83) has finished 2nd in the A.L. in fielding pct . . . Finished 4th in '85 (see above under "1985 Season Summary").

Major Injuries: (See above under "1985 Season Summary" for details on '85 injuries) . . . Has been disabled twice: '77 (Mar. 24 to May 6 with injured left ankle) and '80 (Aug. 29 to end of season with broken toe on right foot) . . . Other significant injuries: '76 (6 different physical problems limited him to 132 games); '81 (twice damaged left knee breaking up double plays, and underwent arthroscopic surgery Sep. 23); '82 (broke rib while running into wall making catch at Detroit); '83 (groin and wrist injuries forced him to miss 45 games).

PREVIOUS CAREER HIGHLIGHTS

1984: At start of season moved to rightfield while Angel teammate **Gary Pettis** played center . . . Started 78 games in rightfield and 59 in center, but played center in 27 of his last 29 starts after **Pettis** slumped.

Hit 3 of his 23 homers off **Mike Boddicker** (including 2 in one game at Cal. on May 26) . . . Had most productive stretch from Aug. 28 thru Sep. 15 over 15 games during which he hit 8 home runs and 4 doubles, drove in 23 runs and batted .386 (22-57) . . . After that, in final 14 games, hit only .157 (8-51) and average dropped from .283 to .270.

1983: An early season groin pull and an injury to his left wrist late in the campaign limited his service to 117 games, but he still hit 22 homers . . . Didn't play after Sep.8 because of wrist . . . Angels were 13-32 in games he missed . . . Hit a slam (his 2nd lifetime in regular season) off **Milt Wilcox** at Anaheim Apr. 27 (went 5-for-12 with 2 hr and 9 rbi vs. **Wilcox** in '83) . . . Also hit All-Star grand slam.

Had 17 rbi in 11 games Apr. 15-29 . . . Scored at least one run in 8 straight games May 27-June 7 . . . Had 5 gwrb in an 11 game span May 20-June 3.

1982: Raised average 80 points from .219 of '81 to .299 . . . Snapped a year-long home run drought on May 16 when he connected off Cleveland's **John Denny** . . . It was his first in 90 games, since May 1, '81 . . . Hit 1st career slam, July 15 at Cleveland off **Rick Waits**.

From June 25 to July 26, drove in 34 runs in 24 games . . . Had 30 rbi and an 18 game hitting streak in July . . . Hit 7 homers and drove in 22 over 13 games from July 5-20 . . . After a slow 1st half (.274, 6 hr, 22 rbi in 77 g), batted .329 with 15 homers and 64 rbi in 61 games in 2nd half . . . Continued hot in ALCS, batting .611 and winning "MVP" award despite loss to Milwaukee.

Cracked a rib running into a wall while making a great catch in Detroit on Sep. 1.

1981: Batted low .219 in a season dominated by injuries . . . Didn't hit a home run after May 1 . . . Signed a 4-year contract after joining Angels.

Damaged left knee trying to break up double play vs. Detroit May 8 . . . Had recovered sufficiently to play in All-Star Game in Cleveland in Aug., but re-injured same knee (also breaking up a dp) shortly afterward, and didn't start after Sep. 11 . . . Underwent arthroscopic surgery (by **Dr. Lewis Yocum**) on Sep. 23.

1980: In final year with Red Sox he won his 3rd straight "Gold Glove" (and 4th overall), and batted .300 for 4th time . . . Hit for cycle on May 13 vs. Twins at Fenway (4 rbi) . . . Drove in 19 of 26 runners from 3rd base with less than 2 out (.731) . . . Stole 12 bases in 12 attempts . . . Missed last 37 games with a broken toe on right foot (the result of a foul tip).

During his 6 year (plus one month) Red Sox career he batted .308 (3062-944) and averaged 20 homers plus 85 rbi.

1979: His finest all around year . . . Led A.L. with .333 average and .637 slugging pct (1st player to lead in both departments since **Tony Oliva** in '71) . . . Ranked in top 4 in runs (116), doubles (41), homers (39), rbi (122), total bases (338) and on-base percentage (.426).

Set career highs in runs, hits, homers, rbi, walks, total bases, slugging, on-base pct. and average, and had 82 extra-basehits.

Won August "player of month" honors on strength of .416 average, 10 hr, 25 rbi and an .820 slugging pct. in 27 games and warmed up for August by hitting .395 in July.

Tied career high with 20 game hitting streak, won his 3rd "Gold Glove", batted .387 with men on base and hit a 2-run homer in the All-Star Game.

FRED LYNN (Cont.)

1978: Had more walks than strikeouts for first time, 75 bb and 50 so (he's done it 3 times overall) . . . Had 58 extra basehits . . . Went 5-for-5 vs. Seattle Aug. 28 and won his 2nd "Gold Glove," and 1st of 3 straight.

1977: An injury to his left ankle in spring training forced him to miss the 1st 27 games of the season . . . Upon his return, May 13, he homered vs. Seattle in each of his 1st 2 swings . . . Despite the injury which troubled him thru much of the season, had 52 extra basehits.

1976: Was sidelined 6 times by injuries, but still hit .314 and had 32 doubles, though his home run total dropped from 22 to 10 . . . Stole a career high 14 bases . . . Led A.L. in All-Star balloting.

1975: Led A.L. in runs (103), doubles (47, a rookie record) and slugging (.566, the 1st time a rookie had ever led that category), and helped propel Bosox to 1st pennant in 19 years while becoming 1st (and only) ever to win both "MVP" & "Rookie" awards . . . Went over .300 permanently in 4th game of season . . . Had 75 extra-basehits.

At Det. on June 18, hit 3 homers, a triple and single, good for 16 total bases (tied A.L. record), and drove in 10 runs . . . Was A.L. "player of month" in June . . . Hit 3-run homer in WS game #6, and batted a combined .306 (36-11) in 10 post-season games with 8 rbi . . . (See "Post-Season" above) . . . Hit 49 points higher than he had at Pawtucket the year before.

1974: Called up in Sep. at end of 2nd pro season along with **Jim Rice** (Pawtucket finished in last place that year despite their presence) and hit .419 in 15 games . . . Made big league debut Sep. 5 against Brewers as pinch-runner for **Cecil Cooper** at Fenway . . . Made 1st start on Sep. 15 and got both his 1st hit (a double) and 1st home run that day, both off **Jim Slaton** (he also hit his only ALCS homer off **Slaton**).

Amateur Career: Signed by Boston scout **Joe Stephenson** after Sox had selected him in 2nd round of June '73 free agent draft (regular phase) . . . **Ted Cox** was their 1st pick . . . Was chosen in 3rd round of June '70 draft by New York Yankees, but elected to go to University of Southern California.

Played on 3 consecutive NCAA national championships under **Rod Dedeaux** at USC . . . Among his teammates were **Rich Dauer**, **Steve Kemp**, **Roy Smalley**, and **Pete Redfern** . . . In '72 he led U.S. collegians with 14 homers and was "MVP" on collegiate tour of Japan . . . Went to USC on football scholarship and was a teammate of **Lynn Swann** freshman year, but then switched exclusively to baseball.

Played baseball, basketball and football at El Monte High School, and also played Little League and Pony League baseball. **Willie Mays** was his favorite player while growing up.

Personal: Resides in Rancho Mirage, CA . . . An avid freshwater fisherman . . . Had a bass pond built at his home, where he studies living habits of fish.

He is the father of 2 children: **Jason Andrew** (3/16/78) and **Jennifer Andrea** (10/6/79).

JOSE DENNIS MARTINEZ


Born: May 14, '55; 6'1"; 180; Bats, R; Throws, R; Position: P.

Birthplace/Residence: Born and raised in Granada, Nicaragua . . . Now lives in Randallstown, Balto. County.

Contract Status: Signed five-year contract extending thru '86 season in Oct., '81.

Tenure: 9 years, 26 days.

Signed Originally with: Orioles.



YEAR CLUB	W-L	ERA	G	GS	CG	SHO	SV	IP	H	R	ER	BB	SO
1974 Miami-1	15-6	2.06	25	25	10	4	0	179	124	48	41	53	162
1975 Miami	12-4	2.61	20	20	9	3	0	145	125	54	42	35	114
Asheville	4-1	2.60	6	6	4	1	0	45	45	16	13	12	18
Rochester	0-0	5.40	2	0	0	0	0	5	7	4	3	0	4
1976 Rochester	*14-8	*2.50	25	23	*16	1	0	180	148	64	50	50	*140
Baltimore	1-2	2.57	4	2	1	0	0	28	23	8	8	8	18
1977 Baltimore	14-7	4.10	42	13	5	0	4	167	157	86	76	64	107
1978 Baltimore	16-11	3.52	40	38	15	2	0	276	257	121	108	93	142
1979 Baltimore	15-16	3.67	40	*39	*18	3	0	*292	279	129	119	78	132
1980 Baltimore	6-4	3.97	25	12	2	0	1	100	103	44	44	44	42
Miami-2	0-0	0.00	2	2	0	0	0	12	3	1	0	5	7
1981 Baltimore	*14-5	3.32	25	24	9	2	0	179	173	84	66	62	88
1982 Baltimore	16-12	4.21	40	39	10	2	0	252	262	123	118	87	111
1983 Baltimore	7-16	5.53	32	25	4	0	0	153	209	108	94	45	71
1984 Baltimore	6-9	5.02	34	20	2	0	0	141.2	145	81	79	37	77
1985 Baltimore	13-11	5.15	33	31	3	1	0	180	203	110	103	63	68

M.L. Totals 108-93 4.15 315 243 69 10 5 1768.2 1811 894 815 581 856

* Led League * Tied for league lead

1—Signed by Orioles organization as an undrafted free agent on 12/10/73.

2—On rehabilitation assignment, July 1-10, 1980.

League Championship Series Record

YEAR CLUB, OPP.	W-L	ERA	G	GS	CG	SHO	SV	IP	H	R	ER	BB	SO
1979 Bal. vs. Phil.	0-0	3.24	1	1	0	0	0	8.1	8	3	3	0	4
1983 Bal. vs. Chi.	(did not appear)												

World Series Record

YEAR CLUB, OPP.	W-L	ERA	G	GS	CG	SHO	SV	IP	H	R	ER	BB	SO
1979 Bal. vs. Phil.	0-0	18.00	2	1	0	0	0	2	6	4	4	0	0
1983 Bal. vs. Phil.	(did not appear)												

Low-Hitters: 1-Hitters—1, (June 5, '85 vs. Cal. at Bal.); **2-Hitters—3**, (the latest Sep. 6, '78 vs. Bos. at Bal.); **3-Hitters—7**, (the latest Aug. 10, '84 at Tor.); **4-Hitters—6**, (the latest Aug. 24, '82 vs. Tor. at Bal.).
Strikeout Highs: 10, (Aug. 3, '78 vs. Mil. at Bal.); **9**, (June 6, '79 vs. K.C. at Bal, 10 inn.).

Walk Highs: 7, twice, (May 2, '78 at Bos. and Sep. 23, '81 vs. Det. at Bal.); **6, six times**, (the latest Aug. 6, '83 vs. Chi. at Bal.).

Winning Streaks: 10, (Apr. 22 thru Sep. 23, '81).

Losing Streaks: 4, four times, (the latest May 10 thru June 29, '84).

Pitches: Fastball, curve, slider and change.

THE 1985 SEASON

Was 2nd on the club with 13 wins, equalling his victory output for the 2 previous seasons combined . . . Finished 3rd on the staff in starts (34) and innings pitched (180).

Was the leading benefactor of O's offensive barrage . . . In his 34 starts, the O's scored 191 runs, an average of 5.62 runs per game, highest among A.L. pitchers with 20 or more starts . . . O's scored 11 or more runs in 5 of his starts including their 2 biggest outbursts of the year, 16 and 17 runs.

Averaged 5.53 innings per start, the 6th lowest average in the A.L. . . . Failed to complete 4 innings in 8 starts . . . Allowed 29 home runs (2nd on club to **Scott McGregor's** league-high 34) . . . Had the 4th highest era (5.15) among A.L. starters (min. 20 starts).

On June 10, after 11 starts, was 5-3 (3.55 era, 66 ip, 26 er), including a 2-1, complete game win at Seattle on May 19, and a one-hitter vs. California on June 5 (for further details see below under "One-Hitter") . . . Then lost 4 of his next 6 decisions (6.91 era, 43 ip, 37 er) leaving him 7-7 on July 31.

Won all 4 decisions in August and went 6-2 over 11 appearances (2 in relief) from August 4 thru Sep. 26 giving him temporary tie for club lead in wins with a 13-9 record.

During that span O's scored 73 runs in his 9 starts, highlighted by **Eddie Murray's** 3 hr, 9 rbi performance Aug. 26 at California in 17-3 win.

Lost his last 2 starts to Boston (10-3) and Detroit (11-3).

One-Hitter: Pitched the first one-hitter of his major league career for his 100th major league win as he blanked California at Memorial Stadium, 4-0, on June 5 . . . Allowed only a single by **Jerry Narron** in the 3rd . . . Retired the final 16 batters.

Miscellaneous: Picked off 8 base runners, a club high . . . Previous best had been 2 . . . Missed a start in mid-June with slight case of tendinitis in right elbow . . . Led club with 8 road wins . . . Was 8-5 (4.49 era, 106.1 ip, 53 er) on the road and 5-6 (6.11, 73.2 ip, 50 er) at home . . . The Birds were 17-14 in his 31 starts.

DENNIS MARTINEZ (Cont.)

By Month: Apr.: 2-1, 3.79, 3 g ... May: 2-2, 4.60, 6 g ... June: 2-2, 4.55, 5 g ... July: 1-2, 7.45, 6 g ... Aug.: 4-0, 4.08, 5 g ... Sep.-Oct.: 2-4, 5.74, 8 g.

1985 AND MAJOR LEAGUE CAREER

Starting/Relieving: Made 2 relief appearances in '85 and was 1-0 with a 2.08 era (8.2 ip, 2 er) ... In 72 lifetime relief appearances is 12-7 with 5 saves and a 3.49 era (185.2 ip, 173 h, 72 er) ... As a starter is 96-86 lifetime in 243 assignments with a 4.23 era (1582 ip, 1638 h, 743 er).

O's All-time: Is 7th on the O's all-time list in wins (108), strikeouts (856) and complete games (69) ... Ranks 6th in innings (1,768.2 ip) and appearances (315).

Vs. Opponents: Was 8-4 (4.85, 98.1 ip, 53 er) vs. the Western Division and 5-7 (5.51, 81.2 ip, 50 er) against the East.

Vs. Boston: Has pitched far more against Boston than any other team (32 games, 202.2 innings, 27 decisions) ... His 14 losses to the Red Sox are also a career high.

Vs. California: Was the winner in 3 of O's 7 wins over the Angels ... Lost his first '85 outing to the Angels, but won his 3 other starts against them, including one-hitter on June 5 (see above under "One-Hitter" for further details) ... California had a team batting average of just .155 (103-16) off him ... Has won 4 of last 5 decisions against them.

Vs. Kansas City: Beat the Royals, 5-3, on July 4 snapping a personal 4-game losing streak ... Was his first win over them since '80 ... Is 2-6 vs. the Royals in his last 16 appearances.

Vs. Oakland: Has a 9-3 lifetime mark vs. the A's including a 7-2 record at Memorial Stadium ... Won 9 of his first 10 decisions against them, but was 0-2 in '84, his only 2 losses at home vs. the A's ... Rebounded with a win at —home last year on May 31 in only '85 appearance.

Vs. Milwaukee: In only '85 start vs. the Brewers, beat them 9-1, on Sep. 26, one of 3 complete games of '85 ... Has won 7 of last 8 decisions against Milwaukee. Is 6-0 lifetime at home vs. the Brewers in 13 appearances.

Vs. Minnesota: Made 3 starts vs. the Twins in '85, including disastrous back-to-back starts (May 4 and 10) ... The Twins batted .531 (26-14) against him in the 3 starts combined and plated 14 earned runs in a total of 8 innings (15.75) ... Has career-high 6.36 (93.1 ip, 66 er) lifetime era vs. the Twins.

Vs. New York: Has lost 3 straight decisions to the Yankees since he last beat them 9-4 on June 11, '82 ... Is 2-9 lifetime.

Vs. Seattle: Has career-high 14 wins vs. the Mariners, including 2 in '85 ... Both wins came at the Kingdome where lifetime he is 9-3 ... Won his first 7 decisions vs. M's thru '79 ... Is 7-5 against them in last 6 seasons.

Vs. Toronto: Had thrown only 4 home run balls to Toronto in 118 career innings prior to '85, but gave up 3 in one game at Memorial Stadium on July 31 last year ... Was 8-2 lifetime against them thru '82 ... Has lost 4 of 5 decisions to Toronto over the last 3 seasons ... Still has career-low 2.30 era (133 ip, 34 er) vs. the Blue Jays.

Long Outings: Has pitched 10 or more innings in a game 9 times in majors and has 3-1 record with 5 no decisions ... Threw 11 shutout innings at California Aug. 20, '78 and 10 scoreless frames at New York on June 3, '81 but was not a pitcher of record in either game.

First Nicaraguan: In '76, Dennis became the first Nicaraguan ever to play in majors ... **Tony Chevez**, who pitched briefly for O's in '77, was 2nd and in '80 Twins hurler **Al Williams** third to make it ... Brewers' outfielder **Dave Green** became the 4th in '81.

Post-Season: Did not pitch in either the ALCS or WS in '83. Was O's starter in game 3 of '79 ALCS at Anaheim ... Pitched well thru 8 innings and carried 3-2 lead into 9th before Angels rallied to win, 4-3 (loss went to **Don Stanhouse**).

Started game 4 of WS at Pittsburgh, but gave up 6 hits and 4 runs in 1.1 innings before **Sammy Stewart** came on ... O's rebounded from 4-0 deficit to win behind **Tim Stoddard**, 9-6.

Fielding: One of the top fielding pitchers in the league ... Handled 44 chances with only one error (.977) in '85 ... Only **Mike Boddicker** handled more chances on O's staff.

Lifetime has a .973 (452 tc, 12 e) fielding mark ... Has led A.L. in chances 3 times ('78, '79, '81) and also topped major league hurlers in putouts (20), assists (44) and chances (66) in '81.

PREVIOUS CAREER HIGHLIGHTS

1984: Started season in bullpen where he was 1-2 thru June 5 with no saves and a 6.58 era (26 ip, 19 er) in 14 appearances ... Returned to the starting rotation on June 10 and fared somewhat better, compiling a 6-8 record and a 4.67 era (115.2 ip, 60 er) in 24 games.

His top 2 efforts were against the A.L.'s best teams: Detroit (a 6-1, 6-hitter on Sep. 12) and Toronto (a 3-hitter in 2-0 loss Aug. 10) ... Broke a 6-game losing streak with a win over Chicago on July 15.

Walked only 25 batters in 20 starts (an average of less than 2 per 9 innings) ... Overall he fanned twice as many as he walked (77 to 37) ... Led staff in home run balls with 26.

1983: Struggled all season while setting career high for era (5.53) and matching his highest loss total (16 in '79) ... Won only one game over final 2 months of season.

1982: Equalled his best win total (16 in '78) and was among A.L. leaders in starts (2nd, 39), innings pitched (5th, 252) and wins (8th) ... Won 5 of last 6 decisions, including key victories over Milwaukee in each of his last 2 starts (O's tied Brewers on next-to-last day of season) ... Was 10-4 at home and won 14 straight decisions at Memorial Stadium between losses on Aug. 16 '80 and July 1, '82.

1981: Tied 4 others for major league lead with 14 wins while leading O's in won-lost percentage (.737, 14-5), starts (24), innings (179), strikeouts (88) and complete games (9) ... Was 4-1 in Sep. and shared A.L. "pitcher of the month" honors with **Larry Gura** ... Was 8-0 with 2.27 era at home.

Suffered a 4-inch cut on his head when hit by a bottle thrown by a White Sox fan in Chicago on Apr. 22 ... Pitched in relief the following day.

1980: Was 11-18 from June 24, '79 thru the '80 season ... Hampered by shoulder problems in first half of '80, and pitched in only 7 games before the All-Star break ... Came off DL in mid-July and split time between starting and relieving rest of season.

Pitched for **Ray Miller** at Caguas that winter ... He was 6-2 with a 1.39 era and won the final game that gave Caguas the Puerto Rican championship.

1979: Led the A.L. in starts (39), innings (292) and complete games (18) ... Was 10-2 thru June 20, including a career high 10 game win streak ... At that point in his career, he was 41-22 (.651), but went 5-14 after that and finished with only losing record on O's staff (15-16) ... Nine of those 14 losses were by one run.

1978: Was 7-7 with 5.13 era thru July 28 ... From then on, went 9-4 (including 8-1 after Aug. 1) with a 1.72 era and 12 complete games in last 15 starts ... Pitched 6.2 hitless innings vs. Seattle on Aug. 25 in Baltimore before **Bill Stein** spoiled it with a single ... Finished with a 2-hit shutout.

1976-77: In first full season ('77) was 6-3 in 13 starts and 8-4 with 4 saves in 29 relief appearances ... Made his big league debut on Sep. 14, '76 vs. Detroit at Baltimore and picked up the win with 5.2 scoreless relief innings and 5 strikeouts, including the first 3 big league hitters he faced.

Minors: Originally signed by **Ray Poitevint** and **Julio Blanco Herrera** ... Was 45-19 (.703) in 3 minor league seasons.

Voted top righthander in the International League in '76, leading circuit in wins (14), complete games (16), strikeouts (140) and era (2.50) ... **Scott McGregor** was the top lefthander in the I.L. that year ... Selected to both Topps National Association AAA and International League all-star teams.

Amateur Background: Pitched for Nicaragua in amateur world series in both '72 and '73 ... In '73, he lost to U.S., 1-0 in 10 innings at Managua ... Played Little League and Babe Ruth baseball.

DENNIS MARTINEZ (Cont.)

Personal: Dennis and his wife, the former Luz Marina Garcia were married Apr. 29, '73 . . . They have 3 children, Dennis (11/16/73), Erica (9/19/74), and Gilberto (4/3/82) . . . Now lives year around in the Baltimore County suburb of Randallstown, but also owns an apartment in Key Biscayne, FL.

FELIX ANTHONY (TIPPY) MARTINEZ


Born: May 31, '50; 5'10"; 175; Bats, L; Throws, L; Position: P.

Birthplace/Residence: Born and raised in La Junta, in southwestern CO . . . Splits his time during the off-season between Timonium, MD and Englewood CO.

Contract Status: Signed thru '86 after agreeing to five-year contract extension in Jan. '81.

Tenure: 10 years, 132 days.

Signed Originally with: New York Yankees.



YEAR CLUB	W-L	ERA	G	GS	CG	SHO	SV	IP	H	R	ER	BB	SO
1972 Oneonta-1	1-0	2.00	2	1	1	1	1	9	3	2	2	10	9
Kinston	0-0	4.50	5	2	0	0	0	20	22	10	10	13	18
1973 Kinston	13-8	2.66	54	2	0	0	15	105	74	38	31	61	160
1974 Syracuse	7-5	3.78	36	0	0	0	8	64	49	29	27	32	70
New York(AL)	0-0	4.15	10	0	0	0	0	13	14	7	6	9	10
1975 Syracuse	8-2	2.05	14	14	4	1	0	110	91	39	25	35	105
New York(AL)	1-2	2.68	23	2	0	0	8	37	27	15	11	32	20
1976 NY(AL)Bal.-2	5-1	2.31	39	0	0	0	10	70	50	19	18	42	45
1977 Baltimore	5-1	2.70	41	0	0	0	9	50	47	17	15	27	29
1978 Baltimore	3-3	4.83	42	0	0	0	5	69	77	41	37	40	57
1979 Baltimore	10-3	2.88	39	0	0	0	3	78	59	29	25	31	61
1980 Baltimore	4-4	3.01	53	0	0	0	10	81	69	30	27	34	68
1981 Baltimore	3-3	2.90	37	0	0	0	11	59	48	21	19	32	50
1982 Baltimore	8-8	3.41	76	0	0	0	16	95	81	39	36	37	78
1983 Baltimore	9-3	2.35	65	0	0	0	21	103.1	76	30	27	37	81
1984 Baltimore	4-9	3.91	55	0	0	0	17	89.2	88	42	39	51	71
1985 Baltimore	3-3	5.40	49	0	0	0	4	70	70	48	42	37	47

M.L. Totals 55-40 3.34 529 2 0 0 114 815 706 338 302 409 617

* Tied for league lead

1—Signed by New York Yankees as an undrafted free agent on 7/26/72.

2—Acquired by Orioles from New York Yankees with pitchers Rudy May, Dave Pagan, and Scott McGregor (assigned from Syracuse to Rochester) and catcher Rick Dempsey in deal for pitchers Ken Holtzman, Doyle Alexander, Grant Jackson, and Jimmy Freeman (assigned from Rochester to Syracuse) and catcher Elrod Hendricks on 6/15/76.

League Championship Series Record

YEAR CLUB, OPP.	W-L	ERA	G	GS	CG	SHO	SV	IP	H	R	ER	BB	SO
1979 Bal. vs. Cal.													
1983 Bal. vs. Chi.	1-0	0.00	2	0	0	0	0	6	5	0	0	3	5

World Series Record

YEAR CLUB, OPP.	W-L	ERA	G	GS	CG	SHO	SV	IP	H	R	ER	BB	SO
1979 Bal. vs. Pit.	0-0	9.00	3	0	0	0	0	1.1	3	1	1	0	1
1983 Bal. vs. Phil.	0-0	3.00	3	0	0	0	2	3	3	1	1	0	0

W.S. Totals 0-0 4.16 6 0 0 0 2 4.1 6 2 2 0 1

All Star Game Record

YEAR CLUB, SITE	W-L	ERA	G	GS	CG	SHO	SV	IP	H	R	ER	BB	SO
1983 A.L., Chi.													

Longest Relief Stints:—8.1 innings, (May 12, '80 vs. Tex. at Bal.) 7.2 innings, (July 23, '79 vs. Oak. at Bal.)

Strikeout Highs:—9, twice, (Aug. 30, '81 vs. Cal. at Bal. and Aug. 30, '80 vs. Cal. at Bal.); 7, 3 times (latest Oct 3, '85 vs. Bos. at Bal.).

Walk Highs:—7, (Aug. 24, '75 vs. Cal. at N.Y.); 5, twice, (June 14, '80 at Sea. and June 12, '84 at Mil.)

Winning Streaks:—6, (July 28, '76 thru Aug. 3, '77); 5, twice, (May 23, '79 thru July 23, '79 and June 21, '83 thru Sep. 18, '83).

Losing Streaks:—4, twice, (July 20, '84 to present and Sep. 19, '81 thru May 1, '82).

Tippy experienced his least effective season since '78 and did not lead the O's in saves for the first time in 5 years (since '80) . . . His

saves total (4) was his lowest since '79 (he'd averaged 15 from '80 thru '84), his appearances lowest since '79 (except for abbreviated '81 season) and his innings lowest since '78 (except '81) . . . His era (5.40) was the highest of his pro career.

Though he was never on the disabled list, he did suffer from time to time with a sore shoulder as he tried to snap back from should problems that had sidelined him in September of the previous year.

Nevertheless, he boosted his club record for career saves to 104 (Stu Miller is 2nd with 88) and jumped his total appearances as an Oriole to 485, 2nd only to Jim Palmer's 558.

First Batter Efficiency/Inherited Runners: Was tops on the staff in inherited runners scored (.763 efficiency) and he retired 39 of 48 1st batters (.822).

Save Opportunities: Though no one has yet come up with a mutually agreed upon definition for "save opportunities", Tippy converted only 4 of 11 according to our system.

Miller-Brown Reliever Rating System: Tippy ranked 4th on the staff (see Don Aase's blog for '85 rankings) with only 6 positive points: 13 holds (+13), 3 wins (+6) and 4 saves (+12), less 19 squanders (—19) and 3 losses (—6).

The system was devised in '82 (see O's pr people for specs) and in the 1st 3 years, Tippy was: '82—1st (59 points), '83—1st (84 points), '84—2nd (30 points), Sammy Stewart had 40).

Miscellaneous: Opponents batters hit him at a .261 clip (268-70). Saved games for Don Aase, Mike Boddicker, Mike Flanagan, and Dennis Martinez.

His longest outing of the season was 6.2 innings on Oct. 3 against the Red Sox at Baltimore, his last appearance of the season . . . In that effort in which he had no decision or save, Tippy fanned a season high 7 batters while allowing only 2 hits and one run. It was one of his best performances of the year.

Orioles Only: Since the Yankees traded him to the O's in June '76, Tippy has gone 52-38 (.578) with 104 saves, compiled a 3.41 era (ip-737, h-647, er-279), walked 354 and fanned 563.

Lifetime Saves for (O's Only): 15—Mike Flanagan & Dennis Martinez. . . 14—Scott McGregor . . . 11—Jim Palmer . . . 10—Mike Boddicker . . . 8—Storm Davis . . . 6—Steve Stone . . . 5—Rudy May & Sammy Stewart . . . 4—Ross Grimsley . . . 2—Dave Ford & Bill Swaggerty . . . 1—Don Aase, Dick Drago, John Flinn, Joe Kerrigan, Dyar Miller, Dave Pagan and Allan Ramirez.

CAREER WINS-LOSSES-SAVES-GAMES BY MONTH

MONTH	W	L	S	G	MONTH	W	L	S	G
April	4	8	9	63	July	11	5	25	82
May	9	7	22	88	August	10	8	14	103
June	12	5	18	91	Sep.-Oct.	9	7	26	102

Starts: He has started only 2 games in 529 major league appearances, both losing efforts for the Yankees in '75—to Boston July 27 and to California on August 24.

Sudden Death: Has won 33 games lifetime at Memorial Stadium, 18 of them "sudden death". Has lost only 4 on the road in "sudden death".

Vs. Yankees: Though he didn't have a decision or save vs. the Yankees in '85, He still has more wins (9), losses (6), saves (16), appearances (61) and innings (86.2) against the club with which he signed originally and broke into the majors. His career era vs. New York is 2.39 (er-23).

During a 3 season stretch (between losses to the Bombers on June 23, 81 and June 23, '84), Tippy went undefeated while winning 3, and saving 11 over 22 appearances during which his era was a nifty 0.49 (ip-36.2, er-2).

He also went 19 games in a row without allowing the Yankees an earned run (spanning 30.2 innings). It began when he gave up a run on Sep. 26, '81 and ended when he yielded another on June 22, '84.

Vs. Other Opponents: Has won at least one game against every opponent except the California Angels against whom he is 0-3 with 9 saves . . . He is 6-1 lifetime against the Rangers with a career low 2.30 era (ip-58.2, h-37, er-15) in 33 games.

TIPPY MARTINEZ (Cont.)

He has no wins or losses at the Minnesota Metrodome or Anaheim Stadium though he has accumulated 3 and 7 saves respectively in those 2 parks . . . He is 0-2 at Toronto with 8 saves and 0-2 at Cleveland with 4 saves.

Has a losing won-lost record against only 2 opponents: California (0-3, 9 saves) and Cleveland (1-2, 8 saves).

In '85 was touched for 10 hits and 9 earned runs in 9 innings vs. Mariners and was 0-1 against them.

Gopher Balls: Has given up 27 home run balls in last 3 years ('83-10, '84-9, '85-8), but has yielded only 51 lifetime . . . In prior years he was extremely stingy: '74-0, '75-2, '76-1, '77-2, '78-4, '79-0' '80-5, '81-4' '82-6.

Has thrown 12 "gophers" to the Tigers lifetime, but only one to the Twins (**Tom Brunansky**—7/4/84 at HHH) and to the As (**Wayne Gross**—5/8/83 at Bal.).

Vs. Each Opponent: Det-12; KC, NY-6 each; Tor-5; Sea-4; Bos, Chi, Cle, Tex-3 each; Cal, Mil-2 each; Min, Oak-1 each.

Lance Parrish of the Tigers and the Blue Jays' **Cliff Johnson** have hit 2 lifetime off Tippy in Memorial Stadium.

Tippy had never given up 2 homers in a game until April 9, '83 when he yielded his only grand slam, to **George Vukovich**, at Cleveland Stadium, then gave up a back-to-back solo blast to **Julio Franco**. He has since yielded 2 homers in same game 2 additional times (both in '84).

He once had a string of 65 straight homerless appearances (ip-123.2) over nearly 2 full years, between May 23, '78 and April 19, '80 when the White Sox' **Marv Foley** broke the string (a 12th inning game-winner here in Baltimore) . . . He also went 55 games without serving up a home run ball from May 20, '76 to July 26, '77.

Post-Season: Has a 1.74 post-season era in 8 appearances (ip-10.1, er-2). Was 1-0 with 2 saves in '83 over 5 games and allowed only 1 er in 9 innings.

His victory in game 4 of the ALCS at Chicago was at the expense of **Brit Burns** and was made possible by **Tito Landrum's** 10th inning homer (O's later scored 2 more runs, and won 3-0). Tippy is thus one of only 3 Orioles pitchers to have clinched a pennant. The others: **Jim Palmer** (4) and **Scott McGregor** (1, '79).

He also saved games 3 and 4 of the '83 World Series, both at Philadelphia . . . In '79, he did not pitch in the ALCS, but did relieve in 3 WS games (2, 5, 7).

Pickoffs: Though Tippy has been a big pickoff aficionado during his big league career, he will long be remembered for picking 3 Toronto runners (**Barry Bonnell**, **Dave Collins**, and **Willie Upshaw**) in the 10th inning on Aug. 24, '83 in Baltimore. It was his first pickoff since June 29, '77.

That classic was chosen last summer as one of the top 5 most memorable Orioles games ever, in a contest run by the **Babe Ruth Museum**. The O's battled from behind to win for Tippy on a home run by **Lenn Sakata** who was making his first and only major league appearance as a catcher . . . See details under vs. Toronto (page 55).

PREVIOUS CAREER HIGHLIGHTS

1984 Season: Bothered much of the year by a sore shoulder, but still led club in saves (17) for the 4th straight year . . . Appeared in only one game after Sep. 8 and because of his injury did not accompany the O's to Japan in October.

On June 22, thru his first 29 appearances, he was 3-4 with 10 saves, a 3.26 era (ip-47, er-17) and had given up only 2 homers. After that, in 26 games he was 1-5 with 7 saves and a 4.64 era (ip-42.2, er-22) and threw 7 "gopher balls" . . . Was tied for 2nd in A.L. with 13 wild pitches behind **Jack Morris** (14).

Lost 5 games to 3 teams that had never beaten him previously (Toronto and Seattle twice, Texas, once) . . . It was only the 2nd time he'd had losing record in his pro career.

1983: Enjoyed his best big league season, despite missing 3 weeks with an appendicitis . . . Set career highs in saves (21), innings (103.1), and strikeouts (81) . . . Finished 5th in A.L. Rolaids Relief Award Competition . . . Picked for all-star game, but did not play . . . Had career best 2.32 era in 65 games.

After June 19, though he was out of action from July 9 thru 30 (did not pitch at all during July) recovering from appendectomy, he went 5-0 with 12 saves and a 1.31 era (60.2 ip, 9er) in 37 games.

Pennant Surge: During the O's 44-game sprint to the A.L. East title (34-10, Aug. 13 thru Sep. 25), was 4-0 with 10 saves in 23 appearances and had a 1.82 era (34.2 ip, 7 er).

1982: Was 2nd in A.L. in appearances with a career high 76 to Seattle rookie **Ed Vande Berg**, and set a club mark for a left-hander with 16 saves . . . Enjoyed his best season to date after a slow start . . . Was 0-3 with 2 saves and a 7.98 era (14.2 ip, 17 h, 13 er) thru May 8. In 64 appearances thereafter, he was 8-5 with 14 saves and a 2.58 era (80.1 ip, 64 h, 23 er).

Saved both ends of a doubleheader vs. the Yankees on Sep. 14 . . . It was the 1st time in 5 years to the day that feat had been accomplished by an Oriole since **Scott McGregor** did it at Toronto Sep. 14, '77. Tippy saved another against New York the following day, giving him 3 in a row.

Experienced the best month of his career in July during which he did not allow a run in 16 appearances totaling 19 innings while surrendering only 6 hits plus 3 walks and striking out 22. In that span he was 2-0 with 5 saves and 7 "holds" and was voted A.L. "player of the month".

During the week of July 19-25, was 1-0 with 2 saves while pitching 9 scoreless innings in 6 games to earn a share of A.L. "player of week" honors with **Robin Yount**.

1981: Was 2-2 with 9 saves in 21 games before the strike, but only 1-1 with 2 saves in 16 2nd half appearances. Prevented 39 of 51 inherited base runners from scoring (.756) . . . Didn't allow a run in a stretch of 12 games spanning 15.2 innings from Apr. 27 to May 24.

1980: Was 2nd in the bullpen to **Tim Stoddard** (26 saves) . . . Had a string of 10 straight scoreless appearances from July 23 thru Aug. 23.

1979: Retired 23 straight Oakland batters on July 23rd at Baltimore . . . After walking 1st batter he faced, he pitched 7.2 perfect innings and earned the win on a **Pat Kelly** slam.

Over 5 straight appearances starting July 23, he yielded only one hit and no walks and retired 36 of 38 batters faced . . . Also set down 18 of 19 hitters in consecutive appearances June 22 & 23, both vs. Detroit, and won both in "sudden death" . . . Did not pitch in ALCS, but did relieve in 3 WS games (2, 5, 7).

1978: Hampered by tendinitis and finished with 2nd highest era of career (4.83). All 3 of his losses were to Yankees . . . Went 26 days between appearances, Sep. 2 to 29.

1977: Led O's relievers in games, saves and era . . . Beat Yankees' **Sparky Lyle** twice and saved a win for **Palmer** over **Catfish Hunter**.

1976: After coming to Baltimore June 15, he was 3-1 with 8 saves and a 2.57 era (42 ip, 12 er).

Yankees: Was originally signed for the Yankees by **Sam Suppizio** as an un-drafted free agent off the Colorado State (Ft. Collins) campus in '72 . . . One year later, he led the Carolina League in saves (15), went 13-8 and fanned 160 in 105 innings.

Joined Yankees for 1st time in Aug. '74 then almost made the club at the start of '75. However, an injury to **Dick Tidrow** (rhp) necessitated adding another righthander to the staff instead. Won the James Dawson Award as the top rookie in the Yankees' '75 spring camp.

Was recalled from minors July 16, '75 and went on to lead the staff in saves (8) . . . **Lyle** was 5-7 with only 6 saves that year for N.Y.

Amateur Background: Played football, basketball and baseball at La Junta High School, and was drafted as an outfielder by the Washington Senators after his senior year on a late round in June '69, but chose to attend Colorado State.

Personal: Tippy is of Spanish-Mexican descent, but is a 3rd generation American and speaks little Spanish . . . He and his wife, the former **Carol Sarlo**, were classmates at La Junta High (graduated '69) . . . They have 2 Children: **Jacen Anthony** (8/2/70) and **Courtney Ann** (10/10/78).

TIPPY MARTINEZ (Cont.)

Tippy owns a home in Towson and now splits his winters between the Baltimore area and Englewood, CO . . . His home town of La Junta honored him Oct. 25, '83 by naming a baseball field in the community "Tippy Martinez" Park on "Tippy Day" . . . They also held a day for him after the '79 World Series . . . He was named the 1983 Colorado "Professional Athlete of the Year."

SCOTT HOUSTON MCGREGOR


Born: Jan. 18, '54; 6'1"; 190; Bats, L-R; Throws, L; Position: P.

Birthplace/Residence: Born in Inglewood, but grew up in El Segundo, CA (Both in L.A. area.) Now lives in Phoenix, MD (Balto. County).

Contract Status: Signed five-year contract thru '85 on Dec. 5, '80 . . . Signed four-year extension thru '89 with options for '90 & '91 in Feb. '85.

Tenure: 9 years, 25 days.

Signed Originally with: New York Yankees.



YEAR CLUB	W-L	ERA	G	GS	CG	SHO	SV	IP	H	R	ER	BB	SO
1972 Ft. Lauderdale-1	7-3	2.73	11	11	7	3	0	79	66	30	24	25	54
1973 West Haven	12-13	3.29	27	27	14	2	0	197	197	95	72	63	126
1974 Syracuse	13-10	3.44	27	27	12	3	0	199	204	88	76	75	124
1975 Syracuse	6-9	3.99	21	20	5	2	0	124	134	73	55	60	72
1976 Syracuse	12-6	3.06	24	23	14	6	0	162	159	59	55	40	83
1976 Syr.-Roch.-2	0-1	3.60	3	2	0	0	0	15	17	7	6	5	6
Baltimore	3-5	4.42	29	5	1	0	4	114	119	57	56	30	55
1977 Baltimore	15-13	3.32	35	32	13	4	1	233	217	98	86	47	94
1978 Baltimore	13-6	3.34	27	23	7	2	0	175	165	70	65	23	81
1979 Baltimore	20-8	3.32	36	36	12	4	0	252	254	101	93	58	119
1980 Baltimore	13-5	3.26	24	22	8	3	0	160	167	63	58	40	82
1981 Baltimore	14-12	4.61	37	37	7	1	0	226.1	238	126	116	52	84
1982 Baltimore	18-7	3.18	36	36	12	2	0	260	271	101	92	45	86
1983 Baltimore	15-12	3.94	30	30	10	3	0	196.1	216	93	86	54	67
1984 Baltimore	14-14	4.81	35	34	8	1	0	204	226	118	109	65	86
1985 Baltimore													
M.L. Totals	125-83	3.76	292	257	78	20	5	1835.2	1890	834	767	419	750

Led League

Tied for league lead

1—Selected by New York Yankees' organization in June '72 free agent draft (1st round regular phase)
Signed on 6/28/72.

2—Acquired by Orioles organization from Yankees' organization on 6/15/76, and assigned by Syracuse to Rochester (International League) in exchange for contract of pitcher Jimmy Freeman . . . At the same time, Baltimore acquired pitchers Rudy May, Tippy Martinez and Dave Pagan and catcher Rick Dempsey from the Yankees in deal for pitchers Ken Holtzman, Doyle Alexander and Grant Jackson and catcher Elrod Hendricks.

League Championship Series Record

YEAR CLUB, OPP.	W-L	ERA	G	GS	CG	SHO	SV	IP	H	R	ER	BB	SO
1979 Bal. vs. Cal.	1-0	0.00	1	1	1	1	0	9	6	0	0	1	4
1983 Bal. vs. Chi.	0-1	1.35	1	1	0	0	0	6.2	6	2	1	3	2
L.C.S. Totals	1-1	0.57	2	2	1	1	0	15.2	12	2	1	4	6

World Series Record

YEAR CLUB, OPP.	W-L	ERA	G	GS	CG	SHO	SV	IP	H	R	ER	BB	SO
1979 Bal. vs. Pit.	1-1	3.18	2	2	1	0	0	17	16	6	6	2	8
1983 Bal. vs. Phi.	1-1	1.06	2	2	1	1	0	17	9	2	2	2	12
W.S. Totals	2-2	2.12	4	4	2	1	0	34	25	8	8	4	20

All Star Game Record

YEAR CLUB, SITE	W-L	ERA	G	GS	CG	SHO	SV	IP	H	R	ER	BB	SO
1981 A.L., Cle.													

(Selected, did not appear)

Low Hitters: 2-Hitters—2, (May 22, '80 vs. Det. at Bal. and May 28, '83 at K.C.); 3-Hitters—7, (the latest July 28, '85 at Chi.).
Strikeout Highs: 11, (Sep. 25, '81 at N.Y.); 9, (May 13, '81 at Tor.).
Walk Highs: 6, (Sep. 9, '78 at Tor. and Apr. 2, '84 vs. Chi. at Bal.).
Winning Streaks: 7, (Apr. 30 thru June 11, '78); 6, (July 2 thru Aug. 4, '83); 5, (Apr. 27 thru May 22, '81 and Apr. 23 thru May 27, '84).
Losing Streaks: 5, (Aug. 2 thru 19, '82); 4, (June 24, thru July 7, '78 and Apr. 22 thru May 14, '85).

Pitches: Fastball, curve, slider and change-up.

THE 1985 SEASON

Although Scotty's string of 7 straight winning seasons was snapped, he beat Detroit, 5-2, in his final start to avoid first losing season since rookie campaign in '77 . . . Led club in wins (14), lowest total to lead the O's since '67 (excluding abbreviated '81 season) when **Tom Phoebus** also won 14 . . . Lost a career-high 14 games, and allowed major league career-highs in era (4.81), home runs (34) and walks (65).

Topped the Birds in starts (34) and innings pitched (204) and was tied for 2nd in complete games with **Storm Davis** (8) . . . His 34 home run balls tied with Milwaukee's **Danny Darwin** for league lead and were one shy of club record set by **Robin Roberts** in '63 (35).

Didn't get past the 4th inning in 8 starts and didn't finish 5 innings in 11 outings . . . Was knocked out 3 times before completing the 2nd inning. Had been KO'd that early only 5 times in 223 starts prior to '85 . . . Averaged just under 6 innings per start, a career-low.

Suffered the slowest start of his career . . . Plagued by blurred vision in several early starts (apparently caused by improper diet) . . . After his 7th start, a 5-3 loss to Kansas City on May 14, he was 1-4 with a 7.92 era (30.2 ip, 27 er, 0 cg's).

Following that loss, he was diagnosed as having a slight weakness in his throwing arm . . . Skipped a start, began a weight program and then won his next 3 starts all in complete games beginning with a 3-0, 3-hit win at Oakland on May 22.

From May 22, thru July 28, he was 8-4 (3.54 era, 99 ip, 39 er, 5 cg's) in 14 starts . . . Then went 1-4 (9.39 era, 23 ip, 24 er) in his next 6 starts . . . Finished strong going 4-2 in his last 7 turns (3.88 era, 48.2 ip, 21 er).

By-Month: April (1-2, 5.40, 4 g) . . . May (2-2, 5.97, 5 g) . . . June (3-2, 2.36, 6 g) . . . July (3-2, 5.13, 7 g) . . . Aug. (1-4, 8.88, 6 g) . . . Sep.-Oct. (4-2, 3.70, 7 g).

Miscellaneous: Has won 13 or more in 8 straight seasons . . . Orioles were 19-15 in his 34 starts . . . Was 2nd on club with 3 pickoffs (**Dennis Martinez** led the club with 8) and lifetime has now picked off 35 runners, 2nd among current Orioles to **Mike Flanagan** (57) . . . Was 8-6 at home, tying for club lead in wins at home with **Don Aase**, and was 5-1 in his last 7 starts at Memorial Stadium.

Worked 1.1 innings of relief vs. Chicago on July 14, his first relief appearance since Sep. 12, '81 . . . Brought a career standard of 1.95 walks per 9 innings into '85 season, but walked an average of 2.87 last year.

1985 AND MAJOR LEAGUE CAREER

Winning: Though he won only 3 of his first 12 career decisions, has gone 107-64 (.626) record over the past 7 years ('79-'85) representing 2nd highest won-lost pct. in majors for that period (min. 100 dec.), trailing only **Ron Guidry** (.665, 113-57) . . . Ranks just ahead of **Steve Carlton** (.618, 107-66) and **Lamarr Hoyt** (.612, 90-57).

In the 8 seasons since becoming a regular starter ('78-'85), has won 122 games, tied for 4th most in the majors during that span. **Guidry** leads with 138, followed by **Carlton** and **Joe Niekro** with 123. Tied with McGregor are **Phil Niekro** and **Jack Morris** . . . With 94 wins in the last 6 seasons ('80-'85), trails only **Morris** (102) and **Guidry** (95).

Shutouts: Hurlled only one shutout in '85, a 3-hit, 3-0 win at Oakland on May 22 . . . Ranks 5th on O's all-time list . . . Has pitched all 20 career shutouts over the last 8 seasons ('78-'85) and is tied for 4th in the majors during that period behind **Fernando Valenzuela** (23), **Ron Guidry** (21) and **Bill Rogers** (21) . . . **Nolan Ryan**, **Dave Steib** and **Steve Carlton** also have 20 apiece.

Despite 6-10 lifetime record vs. Yankees (see "vs. New York" below), has shut out the Bombers 4 times and one other victory was a combined shutout . . . Has blanked Minnesota and Toronto three times each and Chicago and Oakland twice each.

By-Month Lifetime: April is the only month in which he has a career losing record (11-13) . . . May 24-10; June 21-13; July 25-13; Aug. 21-20; Sep. 20-14; Oct. 3-0.

Control: Threw 2 wild pitches in a 5-game span, but has thrown only 3 wild pitches in his last 112 games (705 innings) . . . Had a streak of 64 games and 417 innings without one from Aug. 10, '82 to June 27, '84.

SCOTT MCGREGOR (Cont.)

While his base on balls ratio of 2.69 per 9 innings over the past 2 seasons has been uncharacteristically high, (he had a 1.88 career ratio thru '83) he has a 2.05 career yield that ranks 4th on O's all-time list (min. 500 innings) behind **Dick Hall** (1.47), **Robin Roberts** (1.81) and **Hal Brown** (1.98) . . . Was 2nd in majors in '83 at 1.56 behind **Lamarr Hoyt** (1.07) among qualifiers, and led A.L. in '79 at 1.18.

Over the last 8 years he has walked no more than one batter in 142 of 251 appearances . . . In one month long '79 stretch, pitched 46.1 consecutive walkless innings (June 29 to July 29).

Vs. Opponents: Was 8-6 vs. the West in 18 starts and 6-8 vs. the East in 17 tries last year . . . Lifetime is 54-48 vs. the East and 71-35 against the West . . . Has a winning record against all opponents but Boston (4-9) and New York (6-11) . . . See full stats vs. each opponent on page 68.

Vs. Boston: Is 4-9 lifetime vs. the Carmines (including 0-1 in '85) and has a 4.68 lifetime era, highest against any opponent . . . However, in his last 4 games against them is 2-1 with a 1.61 era (28 ip, 5 er).

Vs. California: Went 1-1 vs. the Angels in '85 and is 17-6 lifetime . . . His lone win came in Anaheim (6-4 on May 27) and improved his career record there to 11-2, including a shutout of the Angels in Game #4 of the '79 ALCS which clinched the pennant for the O's.

Had won ten straight at the "Big A" (in 10 starts) before suffering a loss on Aug. 28, '84 when he broke his left ring finger (ground ball off bat of **Brian Downing**) in 1st inning after giving up one run and had to leave the game . . . His only other loss there came on Aug. 18, '78.

His 17 regular season wins vs. Angels are 4 more than against any other opponent . . . Among active pitchers, only **Bert Blyleven** (24) has more wins against the Angels . . . Lost his 1st 2 decisions to them (both in '78), then won 16 of his next 18 before losing 2 of his last 3 against them.

His 16-2 stretch vs. California included 12 straight wins (beginning July 8, '79) in as many starts (including the ALCS triumph), a streak which was finally snapped by **Steve Renko** on July 19, '82 . . . Has held Angels to a .235 team batting average (165-701) while compiling a 2.85 era (180 ip, 57 er).

Vs. Cleveland: Was 0-2 in 4 '85 starts and has lost 5 straight to the Tribe over 8 starts . . . Has not beaten them since Aug. 4, '83 (4-3 over **Bud Anderson** at Cleveland) . . . Still holds a 10-9 lifetime edge.

Vs. Detroit: Won his last 2 starts against them in '85, but is only 3-7 in his last 11 starts vs. Tigers . . . Lifetime has 13-8 mark . . . Has yielded 21 homers to the Tigers, most by an opponent . . . Is 8-3 lifetime in Tiger Stadium.

Vs. Kansas City: Was only Oriole to beat the '85 world champions twice . . . Lost first 2 decisions, but won both starts against them in July.

Vs. Milwaukee: Went 3-1 vs. the Brewers in 4 starts . . . Won his 1st 3 '85 starts against them giving him 8 straight against the Brewers, but lost, 10-6, Sep. 24 at Milwaukee . . . Hadn't lost to them since May 10, '80 . . . Was 1-5 against the Brewers before win streak.

Vs. New York: Was 0-2 against the Yankees and has now lost 6 straight since his latest victory on Sep. 6, '82 (8-2 over **Dave Righetti** at New York) . . . Is 6-11 lifetime.

His first 5 wins against the Yankees were shutouts (4 solos and a combination with **Tippy Martinez**), and 3 were 1-0 decisions. In his most recent win he pitched 5.2 scoreless innings before being relieved.

One of his shutouts was a 3-0 rain-shortened triumph on Aug. 13, '78. In that game, led 3-0 thru 6 innings, but was touched for 5 runs in top of 7th . . . However, it started to rain in bottom of that inning, play was halted and game was subsequently called. Score reverted to last completed inning, giving O's a 3-0 win . . . The rules have since been changed to prevent a re-occurrence.

Vs. Oakland: Won all 3 '85 starts vs. the A's (2 cg's) and has now won 7 straight against them over his last 9 starts . . . Is 10-3 lifetime vs. Oakland including 5-0 at Memorial Stadium.

Vs. Texas: Suffered 1st career loss to the Rangers (6-1 at Texas on Apr. 22) . . . Had won his 1st 6 decisions against them . . . In only other '85 start vs. the Rangers he beat them 9-2 at home on Aug. 17 giving him 5-0 lifetime mark at M.S. and 7-1 overall.

Vs. Toronto: Won 9 of 1st 11 career decisions against them but is 3-3 the past 2 seasons including 1-1 in '85 . . . Had a 7-game win streak against them from '80 thru '83 . . . His career 2.79 era vs. Toronto is lowest against one opponent.

Injuries: The '84 season ended early for him after he broke the ring finger on his pitching hand when he was struck by **Brian Downing's** ground ball in the 1st inning of a game on Aug. 28 at California . . . Had completely recovered by '85 spring training, but did not accompany the club on '84 fall tour of Japan.

Has had disabling arm problems several times . . . Weak muscles in his left shoulder bothered him for most of 2nd half of '82 and he worked just 82 innings after the all-star break . . . Underwent a therapy and exercise program for the shoulder the following winter and enjoyed a banner '83 season.

In spring of both '79 and '80, was troubled by inflamed muscles in left elbow, but overcame malady thru therapy prior to spring of '81.

PREVIOUS CAREER HIGHLIGHTS BY YEAR

1984: Although he missed perhaps his last 6 starts due to broken left ring finger (see above under "Injuries"), was 2nd on staff in wins (15), shutouts (3) and tied for 2nd in complete games (10).

1983: Rebounded from injury-plagued '82 to lead O's in wins (18), starts (36), innings (260, career high) and complete games (12) and compiled his best era (3.18) in 7 big league seasons.

Was 14-1 on road and 4-6 at home (plus 1-0 on road and 0-2 at home during post-season) . . . A string of 14 consecutive road victories over a 2-year period was snapped by Yankees on Sep. 9 (hadn't lost on road since Aug. 19, '82) . . . At season's end (including WS) he had won 16 of his last 17 road decisions . . . Conversely, did not win at home after July 30.

In 20 starts from May 28 thru Sep. 3, was 13-2 with 9 complete games and a 2.20 era (39 er, 159.2 ip) . . . Was 9-4 before the all-star break and 9-3 after . . . Was only O's starter who did not miss a turn.

Was named lefthander on AP's major league all star team and was 6th in Cy Young vote . . . Gave up a club high 24 home runs . . . Did not throw a wild pitch all season.

1982: Suffered shoulder problems in 2nd half and had 2nd highest era of pro career (4.61), but also set personal high with 37 starts . . . Was 2-6 in 13 starts beginning Aug. 1 (6.83 era).

1981: Led O's starters in era (3.26) and tied for 2nd in A.L. in wins (13) . . . Selected to A.L. all star team but did not pitch in game at Cleveland.

1980: Became 20-game winner for 1st time when he defeated Cleveland's **Len Barker** (also going for 20th win) on final day of season . . . Was 1-2 after May 21 . . . Didn't make 1st start until Apr. 22 because of arm problems . . . O's were only staff in majors with two 20-game winners—**Steve Stone** (25-7).

1979: Recovered from sore elbow and an 0-2 record over the 1st 2 months to go 13-4 with 2.94 era starting June 11 . . . Had A.L.'s best ratio of men on base to innings pitched + 15 (175 ip/165 h, 22 bb, 2 hb) . . . Was named A.L. "player of week," Aug. 27-Sep. 3.

1978: In 1st year as regular starter, opened slowly with 0-3 record and 13.50 era thru Apr. 24 . . . After that, was 15-10 with 2.74 era . . . Retired 1st 20 batters against K.C. on Aug. 20 before **Hal McRae** doubled with 2 out in 7th.

1977: Was 2-1 in 5 starts and 1-4 with 4 saves in 24 relief appearances . . . Earned 1st big league win as starter vs. Cleveland Apr. 20, then waited 4 months and 4 days for next victory, in relief vs. ChiSox . . . Saved 2 games in one night at Toronto Sep. 14th to keep O's in pennant race (it was night before forfeited game).

1976: Made big league debut in relief on Sep. 19 at Cleveland after being recalled from Rochester. Made 1st start and absorbed 1st loss in majors on Sep. 29th, losing to Milwaukee's **Jerry Augustine** at Memorial Stadium.

SCOTT MCGREGOR (Cont.)

Minor Leagues: Started '76 at Syracuse (Yankees) but came over to Rochester in mid-June after 10 player trade . . . Named top left-hander in International League after going 12-6 and leading league in shutouts (6).

Was Yankees' 1st pick in June '72 free agent draft . . . Went to spring training 4 straight years with Yanks at Ft. Lauderdale ('73-'76), but never spent a day on regular season roster.

Led Eastern League in '73 and International League in '74 in complete games and innings.

Amateur Background: Was teammate of George Brett (whom he out-hit senior year) at El Segundo High School where he was 51-5 with an 0.29 era (including 18-1 as a senior) in 4 seasons . . . Also played basketball.

Played Little League, Babe Ruth and American Legion baseball . . . His El Segundo team won Babe Ruth world championship in '69.

Personal: Orioles' player representative . . . Attended El Camino Jr. College . . . Very active in Fellowship of Christian Athletes and coordinates Orioles chapel services.

Scott and his wife, the former **Cara Bell**, were married in Baltimore on Sep. 27, '76 . . . They have 2 children: **Eric Scott** (11/22/78) and **Katherine Noel** (10/28/80).

EDDIE CLARENCE MURRAY


Born: Feb. 24, '56; 6'2"; 215; Bats, L-R; Throws, R; Position: 1B.

Birthplace/Residence: Born and raised in Los Angeles, CA. Now lives in Phoenix, MD and L.A.

Contract Status: Signed a five-year contract extending thru '91 season in Sep. '85.

Tenure: 9 years.

Signed Originally with: Orioles.



YEAR CLUB	AVG.	G	AB	R	H	2B	3B	HR	RBI	BB	SO	SB	CS	HP
1973 Bluefield-1	.287	50	188	34	54	6	0	11	32	19	46	6	1	2
1974 Miami	.289	131	460	64	133	29	7	12	63	58	85	4	3	5
Asheville	.286	2	7	1	2	2	0	0	2	1	0	0	0	0
1975 Asheville	.264	124	436	66	115	13	5	17	68	53	79	7	4	4
1976 Charlotte	.298	88	299	46	89	15	2	12	46	43	41	11	3	1
Rochester	.274	54	168	35	46	6	2	11	40	34	27	3	1	1
1977 Baltimore	.283	160	611	81	173	29	2	27	88	48	104	0	1	1
1978 Baltimore	.285	161	610	85	174	32	3	25	99	71	78	10	2	2
1979 Baltimore	.295	159	606	90	179	30	2	32	116	54	71	7	2	2
1980 Baltimore	.300	158	621	100	186	36	2	22	78	40	43	2	3	1
1981 Baltimore	.294	99	378	57	111	21	2	22	110	70	82	7	2	1
1982 Baltimore	.316	151	550	87	174	30	1	32	111	86	90	5	1	3
1983 Baltimore	.306	156	582	115	178	30	3	29	110	107	87	10	2	2
1984 Baltimore	.306	162	588	97	180	26	3	29	110	107	87	10	2	2
1985 Baltimore	.297	156	583	111	173	37	1	31	124	84	68	5	2	2

M.L. Totals .298 1362 5129 823 1528 271 19 258 931 630 719 52 20 15

GWRBI: '79-14; '80-16; '81-10; '82-20; '83-17; '84-19; '85-15; Total: 111.

* Led League * Tied for league lead

1—Selected by Orioles organization in June '73 free agent draft (3rd round regular phase) . . . Signed on 7/1/73.

League Championship Series Record

YEAR CLUB, OPP.	AVG.	G	AB	R	H	2B	3B	HR	RBI	BB	SO	SB	CS	HP
1979 Bal. vs. Cal.	.417	4	12	3	5	0	0	1	5	5	2	0	0	0
1983 Bal. vs. Chi.	.267	4	15	5	4	0	0	1	3	3	3	1	0	0
L.C.S. Totals	.333	8	27	8	9	0	0	2	8	8	5	1	0	0

World Series Record

YEAR CLUB, OPP.	AVG.	G	AB	R	H	2B	3B	HR	RBI	BB	SO	SB	CS	HP
1979 Bal. vs. Phil.	.154	7	26	3	4	1	0	1	2	4	4	1	0	0
1983 Bal. vs. Phil.	.250	5	20	2	5	0	0	2	3	1	4	0	0	0
W.S. Totals	.196	12	46	5	9	1	0	3	5	5	8	1	0	0

All Star Game Record

YEAR CLUB, SITE	AVG.	G	AB	R	H	2B	3B	HR	RBI	BB	SO	SB	CS	HP
1978 A.L., S.D.														
1981 A.L., Cle.	.000	1	2	0	0	0	0	0	0	0	0	0	0	0
1982 A.L., Mil.	.000	1	1	0	0	0	0	0	0	0	1	0	0	0
1983 A.L., Chi.	.000	1	2	0	0	0	0	0	0	0	0	0	0	0
1984 A.L., S.F.	.500	1	2	0	1	1	0	0	0	0	0	1	0	0
1985 A.L., Min.	.000	1	3	0	0	0	0	0	0	0	0	0	0	0
A.S.G. Totals	.100	5	10	0	1	1	0	0	0	1	1	0	0	0

Career Highs, Game: **Runs—4, twice**, (Sep. 18, '78 at Cle., and Apr. 10, '83 at Cle. ties club record); **Hits—5**, (Apr. 17², '82 at Chi. ties club record); **4, 17 times** (the latest Aug. 26, '85 at Cal.); **Home Runs—3, three times**, (Aug. 29², '79 at Min.; Sep. 14, '80 at Tor., Aug. 26, '85 at Cal., ties club record); **2, 9 times plus once in '83 WS**, (latest reg. season Sep. 22, '83 at Det.); **RBI—9**, (Aug. 26, '85 at Cal.); **7**, (Aug. 29², '79 at Min.); **6, twice**, (Aug. 16, '81 vs. Chi at Bal.; June 19, '84 at Bos.); **5, 3 times**, (Sep. 19, '81 vs. Mil. at Bal.; Aug. 26, '82 vs. Tor. at Bal. and Sep. 18, '83 vs. Mil. at Bal.).

Grand Slams:—12, (see page 14).

Hitting Streaks:—22, (Aug. 17 thru Sep. 10, '84); **19**, (Apr. 18 thru May 8, '79); **16**, (June 3 thru Sep. 19, '80); **15**, (Sep. 16 thru Oct. 1, '77); **14**, (July 8 thru 24, '79, and Apr. 5 thru 25, '82, 1st games of the season).

1986 ORIOLES CAPTAIN

During spring training Orioles manager **Earl Weaver** appointed Eddie the first official player-captain in the history of the modern O's (since '54).

THE 1985 SEASON

Eddie enjoyed yet another outstanding season. Was 3rd in majors with a career high 124 rbi (**Don Mattingly**, 145; **Dave Parker**, 125). Was also among league leaders in avg., .297, 10th; hr, 31, 6th; runs, 111, 3rd; total bases, 305, 5th; doubles, career-high 37, 8th; on-base pct., .383, 5th; slugging pct., .523, 4th; gwrbi, 15, 5th, tied with **Cal Ripken**; extra-base hits, 69, 5th.

Led club in batting (among those with qualifying number of appearances), hr, rbi, doubles, walks (84), slugging pct., on-base pct., and gwrbi (tied with **Ripken**).

Had his 5th 100-rbi season (4th straight) and his 4th 30-hr season. Has hit at least 22 homers in all 9 big league seasons.

Is only the 7th player in big league history to have hit at least .298 with 258 hr and 931 rbi thru 9 seasons.

Has had more rbi than any other major leaguer over the last 5, 6, and 7 years. Has averaged 29 hr and 103 rbi in 9 big league seasons.

Has more gwrbi (97) than any other major leaguer since statistic became official in '80.

Made massive contribution to City of Baltimore to establish an Outward Bound camp for youngsters, named in memory of his mother, **Carrie Murray**.

Won record 6th "Most Valuable Oriole" Award and was elected for the 1st time to the A.L. All-Star starting lineup. Was his 6th appearance on the team.

Has accumulated more votes for the A.L. "MVP" Award during the '80's than any other player, though has never won the award.

In the Beginning: Started season dramatically, hitting tie-breaking 2-run hr in 8th inning Opening Day (Apr. 8) off Rangers' **Charlie Hough** to give O's 4-2 win.

Capped 6-run comeback Apr. 13 at home vs. Toronto with 3-run hr in 8th off **Bill Caudill** to give O's 8-7 win.

Had 3 hr and 7 rbi and was batting .291 (24-7) thru Apr. 17 (club was 5-2) when that night his sister, **Lucilla**, died. He immediately returned to L.A., missing 5 games (club was 1-4).

Had played 171 straight games and 1,539 straight innings (starting Oct. 1, '83) thru Apr. 17.

Returned Apr. 23, and club won 8 of next 9 and 12 of 15. In the first 19 games after his return (thru May 15), had just 1 hr and 10 rbi, batted just .221 (77-17), and was hitting .238 overall (101-24).

Back on Track: Starting May 16, played in every game (130) and hit .309 (482-149) with 27 hr and 107 rbi.

Reached season-high .311 avg. June 8 following torrid 9-game

EDDIE MURRAY (Cont.)

burst (starting May 30) in which he hit .586 (29-17) with 15 rbi.

Reached via hit or walk in 133 of 156 games.

"The Murray Game": Had the most outstanding single-game performance of his career in 17-3 win Aug. 26 at Anaheim. Had 3 hr and 9 rbi, all in 1st 5 innings. Hit 3-run hr in 1st and had rbi single in 2nd, both off **John Candelaria**. Then hit solo homer in 4th and grand slam in 5th, both off **Alan Fowlkes**.

Drew curtain call, standing ovation and "Edd-dee" cheers from the Angels fans. Flied deep to center and walked in final 2 appearances.

The 9 rbi tied **Jim Gentile's** club mark ('61) and the 13 total bases tied club marks held by himself ('80), **Boog Powell** ('66), and **Cal Ripken** ('83).

Hit hrs from both sides of the plate (see "Multi-HR games/HR from Both Sides" below). The grand slam was his 3rd of the year (see "Grand Slams" below).

Making Contact: Had his best career strikeouts total, fanning only 68 times in 677 plate appearances. Had drawn 107 walks including 25 intentional passes in '84, and reduced those to 84 and 12, respectively, in '85.

Scoring runs: He and **Ripken** became 1st Orioles to score 100 runs 3 times. **Frank Robinson** ('66, '69) is only other multi-100-run achiever.

Most Valuable Oriole: Won a record 6th "MVO" award, his 5th straight. (see page 23 for more details).

1985 AND MAJOR LEAGUE CAREER

Average: His .298 lifetime mark is 4th best in club history. Has hit .300 or better 4 times, .294 or better in 7 of 9 seasons, and has never hit below .283.

Led club in batting (among those with qualifying appearances) for the 5th time in the last 7 years. Only **Brooks Robinson** has led the club as many times (5).

Home/Road: Batted .296 at home and .298 on the road in '85. His .301 (2511-757) lifetime average at Memorial Stadium is 3rd best in Orioles history, trailing **Frank Robinson's** .305 (1380-421) and **Tommy Davis's** .302 (834-252). They are the only 3 Orioles with lifetime averages over .300 at Memorial Stadium.

O's "Triple Crown": Led the club in '85 in avg., hr., and rbi for the 2nd straight year and 4th time overall, all in the last 5 years. (**Ripken** led in avg. in '83).

He is the only Oriole to lead the club in avg., hr., and rbi in one season more than twice. **Frank Robinson** achieved the distinction in '66 and '67, while **Gus Triandos** ('55), **Jim Gentile** ('61), and **Powell** ('63) earned the honor once each.

HOME RUNS

Led the club in hr for the 6th straight year and 7th time in his 9-year career ('77, tied with **Lee May**), a club record.

Hit 3 grand slams, 4 three-run shots, 9 with one on, and 15 solos.

O's All-Time: Ranks 3rd in club history, trailing **Powell** (303) and **Brooks Robinson** (268).

In Majors: Over last 5 years (starting '81), ranks 4th with 147 hr behind **Mike Schmidt** (175), **Dale Murphy** (158), and **Tony Armas** (152). Close by are **Dave Kingman** and **Dwight Evans** (137), **Jim Rice** (135), **Lance Parrish** (130), **Dave Winfield** (127), and **Reggie Jackson** (120).

In the span of his 9-year career (starting '77), ranks 3rd in majors with 258 behind **Schmidt** (327) and **Rice** (283). **Kingman** (257), **Foster** (255), and **Jackson** (249) are close.

20 or More 9 Straight Years: Has hit at least 22 hr in each of his 9 big league seasons, a club record. **Powell** (8 straight 20-hr seasons) is 2nd. Is 2nd to **Schmidt** (12 straight) among current major leaguers in consecutive 20-hr seasons. Is 11th player in major league history to begin career with 9 or more consecutive 20-hr seasons (**Eddie Mathews** holds mark with 14).

Among Switch-Hitters: Moved past former teammate **Ken Singleton** (246) into 3rd place on the all-time list behind **Mickey Mantle** (536) and **Reggie Smith** (314). **Ted Simmons** (238) ranks 5th. (see "Switch-Hitting" below).

Had his 4th 30-hr season, one of only 3 to ever have multiple 30-hr seasons. (**Mantle**-9, **R. Smith**-2).

Multi-HR Games/HR from Both Sides: Had the 3rd 3-hr game of his career Aug. 26 at California (See "The Murray Game" above), tying the club marks for most hr in a game (see page 13) and most times hitting 3 hr in a game (with **Powell**). His previous 3-hr feats were: Aug. 29, '79 at Minnesota (2 off **Geoff Zahn**, one off **Mike Marshall**) and Sep. 14, '80 at Toronto (2 off **Jackson Todd**, one off **Mike Barlow**).

Has had 9 2-hr games, plus one Oct. 16, '83 in the WS at Philly. His most recent reg. season 2-hr game was Sep. 22, '83 at Detroit.

In his 3-hr game Aug. 26 at California, hit hrs from both sides of plate for 6th time in his career, tied for 2nd (with **Reggie Smith**) behind **Mantle** (10). Did it twice in '82, tying **Mantle's** major league mark.

Grand Slams: Hit 3 in '85 to extend club career record (12). Hit one at home to extend his Memorial Stadium mark (7). Hit 1st July 9 off **Curt Wardle** vs. Minnesota at home; 2nd was at Chicago July 25, off **Floyd Bannister**. The final one came Aug. 26 at Anaheim off **Alan Fowlkes** (See "The Murray Game" above). Was 1st 3-slam and 4th multi-slam season. (see page 14 for more details).

His 12 slams are tied for 11th in major league history and are the most ever by a switch-hitter. Is 2nd to **Kingman** (15) among active players (**Foster** also has 12).

RUNS BATTED IN

Led club in rbi for 6th straight year (starting '80) and 7th overall ('78 also), extending his own club record.

1985: Set a career high with 124, the 2nd-best mark in club history (**Gentile**, 146, '61). Had career-high 9 Aug. 26 at Anaheim, all in 1st 5 innings. (See "The Murray Game" above).

Trailed only **Mattingly** (145) in A.L. and **Dave Parker** (125) in the majors.

Career: Ranks 3rd in club history (931) behind **Brooks Robinson** (1,357) and **Powell** (1,063).

Has had 5 100-rbi seasons in his 9-year career, including 4 straight, both club records.

Has had at least 95 rbi in all but 2 seasons, his rookie year (88 in '77) and the abbreviated '81 season (78, which led the league). Has averaged 103 rbi per year.

Among Major League Leaders: Over last 5, 6, and 7 seasons has more rbi than any other major leaguer. In last 5 and 7 years, **Jim Rice** (510, 727) is 2nd. In last 6 years, **Mike Schmidt** (607) trails. (See box below).

In the span of his 9-year career, only **Rice** (989) has more rbi. **Schmidt** (900) and **Dave Winfield** (898) follow.

MAJOR LEAGUE RBI LEADERS Over Last 5, 6, and 7 Years (Starting '79):

Last 5 years		Last 6 years		Last 7 years	
1. Eddie Murray	533	1. Eddie Murray	649	1. Eddie Murray	748
2. Jim Rice	510	2. Mike Schmidt	607	2. Jim Rice	726
3. Dave Winfield	504	3. Jim Rice	596	3. Mike Schmidt	721
4. Mike Schmidt	486	4. Dave Winfield	591	4. Dave Winfield	709
5. Tony Armas	459	5. Tony Armas	568	5. Don Baylor	614

Switchers: In '80 he and **Singleton** (104) became only 2nd switch-hitting duo to drive in 100 runs apiece in last 50 years. **Ted Simmons** and **Reggie Smith** of the '74 Cardinals were the other pair. (See "Switch-Hitting" below).

Game-Winning RBI: Has more gwrbi (97) than any other major leaguer since the statistic became official in '80 (See box below).

His 111 since league first kept stat in '79 is also tops in majors.

Has 146 lifetime, 2nd in O's history to **Brooks Robinson's** 184.

7th in baseball history: Is one of only 7 who have hit at least .298 with 258 hr and 931 rbi thru 9 seasons. The others: **Hank Aaron**,

EDDIE MURRAY (Cont.)

Jimmy Foxx, Ted Williams, Lou Gehrig, Joe DiMaggio, and Jim Rice.

MAJOR LEAGUE GWRBI LEADERS 1980 THRU 1985

RANK	PLAYER	TOTAL	RANK	PLAYER	TOTAL
1	Eddie Murray	97	13	Harold Baines	68
2	Keith Hernandez	94	14	Don Baylor	67
3	Dave Winfield	87	15	George Hendrick	66
4	Andre Dawson	79	16T	Steve Garvey	64
5	Ted Simmons	74	16T	Gary Matthews	64
6	Mike Schmidt	73	18T	Lance Parrish	61
7	Jack Clark	72	18T	Dave Parker	61
8	Dale Murphy	71	19	Tony Armas	60
9	George Brett	70	20T	Dusty Baker	59
10T	Gary Carter	69	20T	Jose Cruz	59
10T	Cecil Cooper	69	22T	Buddy Bell	48
10T	Jim Rice	69			

MVP, Sort of: Has never won the A.L. "MVP", but has amassed more votes starting '80 thru '85 than any other A.L. player. Is the only player to have received votes all 6 years, and has earned at least 100 points each year.

The top 3 vote-getters of the past 6 years: **Murray**, 1088; **George Brett**, 619; **Rickey Henderson**, 572.

In the clutch: Batted .358 (137-49) with runners in scoring position in '85. Drove in the tie or lead run a club-high 45 times, including a club-high 13 in the 7th inning or later.

In the last 7 years (starting '79), has hit .319 (982-313) with men in scoring position. Has career .302 mark (1293-390).

Ironman: Has missed only 34 games in 9 years while playing in 97.5% of all Orioles games (1362 of 1396) in that period. Missed 5 games in '85 (see "In the Beginning" above).

Played in 444 straight games Aug. 21, '77 thru July 13, '80 3rd longest streak in club history (See page 81 for more details).

O's have 15-19 record in the games he's missed, including 11-18 since the start of '81 and 2-9 since the start of '83.

1st Half/2nd Half: Hit .321 with 18 hr and 66 rbi in 2nd half after batting .274 with 13 hr and 58 rbi in the 1st half.

By Month: Was hottest in Aug. and coldest in April. Lifetime has best avg. in Sep., worst in May.

1985: Apr.: .250 (52-13), 4 hr, 12 rbi, 14 g; May: .287 (101-29), 2 hr, 18 rbi, 26 g; June: .313 (96-30), 5 hr, 19 rbi, 26 g; July: .282 (103-29), 7 hr, 29 rbi, 28 g; Aug.: .340 (100-34), 6 hr, 25 rbi, 27 g; Sep.-Oct.: .290 (131-38), 7 hr, 21 rbi, 35 g.

Lifetime: Apr.: .289 (598-173), 27 hr, 115 rbi, 162 g; May: .275 (901-248), 30 hr, 143 rbi, 238 g; June: .299 (849-254), 43 hr, 132 rbi, 225 g; July: .299 (815-244), 48 hr, 159 rbi, 216 g; Aug.: .299 (904-270), 50 hr, 176 rbi, 242 g; Sep.: .320 (981-314), 54 hr, 186 rbi, 257 g; Oct.: .309 (81-25), 6 hr, 20 rbi, 22 g.

Had best month ever in Apr. '82. Hit .441 (68-30). Best month for hr was June '78 (11). Most rbi in a month was 30, Sep. '80. Had 29 in July '85. See also "Great Endings" below.

SWITCH-HITTING

Had better avg., hr frequency, and slugging pct. as a lefthanded batter. Has a higher career avg. from right side, but higher power figures as lefthanded batter. (See "Home Runs" and "Runs Batted In" above).

1985: Hit .305 (384-117) as lhb. Averaged a hr every 18.29 ab (21 hr) and had a .534 slugging pct. (205 tb).

As a rhb, hit .281 (199-56), averaging a hr every 19.90 ab (10 hr) and had a .503 slugging pct. (100 tb).

Career: Has hit better as lhb 5 times in 9 years, including last 3. Had also had better hr frequency as lhb 5 times (2 straight). Has had better slugging pct. as lhb 6 times, including last 3 years.

Lifetime figures: As rhb: .300 avg. (1607-482), 76 hr, .502 slugging pct. (807 tb), 1/21.1 hr frequency.

As lhb: .297 avg. (3522-1046), 182 hr, .512 slugging pct. (1804 tb), 1/19.35 hr frequency.

Record holder: His 22-game hitting streak and his 25 int. walks in '84 are A.L. switcher marks.

Natural righty: Turned to switch-hitting in '75 and '76 while in the minors. **Cal Ripken, Jr.**, and **Jim Schaffer** were instrumental in assisting with the switch.

East vs. West: Feasted on West pitching, batting over .300 vs. 5 of the 7 clubs while hitting .314 overall. Hit .276 vs. the East. See page 58 for more details.

Lifetime has fared better in avg. and rbi vs. West, but has hit more hr vs. East . . . Vs. West: .299 (2591-776), 125 hr, 479 rbi. Vs. East: .296 (2538-752), 133 hr, 452 rbi.

Vs. Opponents: Enjoyed greatest success vs. Milwaukee (.423), Seattle (.378), California (.349), and Kansas City (.341), while hitting over .300 vs. 7 teams. See page 58 for more details.

Has lifetime avg.'s over .300 vs. 5 clubs: Cleveland (.342), Milwaukee (.331), California (.327), Toronto (.315), and Minnesota (.310).

California: Had 6 hr and 19 rbi, season highs vs. an opponent, due to the best game of his career Aug. 26 at Anaheim. (See "The Murray Game" above). Has more rbi vs. Angels lifetime (87) than vs. any other club.

Cleveland: Has .342 lifetime avg., his best vs. one club.

Detroit: Has lowest career avg. vs. Tigers (.241), but has most hr (27) and 2nd-most rbi (81, tied with Kansas City, 2nd to California).

Kansas City: Has hit .322 (322-56) with 9 hr and 37 rbi in 48 games vs. Royals since start of '82.

Milwaukee: Had .423 avg. vs. Brewers in '85, his best avg. vs. an opponent. Since start of '81, has hit .365 (222-81) with 15 hr and 44 rbi in 59 games.

Seattle: After hitting .183 (82-15) in '82 and '83 combined, has hit .425 (40-17) and .378 (45-17) in '84 and '85, respectively.

Fielding: Despite a M.L. career-high 19 errors, set club mark with 152 assists at 1st base, breaking his own mark (143, '84). Was 2nd in majors in assists (**Bill Buckner**, 184).

Tied for major league lead in double plays with **Don Mattingly** (154).

Also holds club marks for putouts (1538, '84), total chances (1694, '84), fielding pct. (.997, '82), and double plays (158, '80).

Played all but 2 games at 1st in '85, serving as dh both ends of Aug. 8 twin-bill at Toronto.

Has .99379 career fielding pct. (76 errors, 12240 tc). **Jim Spencer** holds A.L. mark (.99489).

Led A.L. 1st basemen in fielding in both '82 (.9971, 4e/1370 tc) and '81 (.999, 1e/991 tc). Had 113 straight errorless games from Sep. 7, '80 until he erred Sep. 21, '82.

Has led league in total chances twice ('78, '84) and been 2nd 4 times ('79, '80, '81, '83).

Gold Glove Award: Won 3 straight awards as American League's top defensive 1st baseman from '82 thru '84. Only **George Scott** (8) and **Vic Power** (7) have won more Gold Gloves among A.L. 1st sackers. Is only Oriole 1st baseman ever to win the award. (See "Gold Glove Award," page 23.)

Other Positions: Defensively has played 1b exclusively starting Apr. 10 '78. Played 3 games at 3rd in '78 and 3 in left field in '77.

All-Star Games: Was elected by the fans to a starting berth for the 1st time, outpolling **Rod Carew** by 50,407 votes. It was the first time anyone had beaten **Carew** since the voting returned to the fans in '70. Murray had trailed by as much as 50,000 during the polling before a late surge.

Was his 5th straight year on the squad and 6th overall ('78 also). See page 73 for more details.

Great Endings: Has hit a combined .319 (1062-339) with 60 hr and 206 rbi in 279 Sep.-Oct. (reg. season) games. Has hit over .300 in this period in 7 of 9 big league seasons.

Had his career high rbi for any month (30) in Sep., '80, when he hit .342 with 4 hr. It is one of only 5 times an Oriole has driven in 30 runs in a month.

EDDIE MURRAY (Cont.)

Ejections: Has 6 career ejections, 2 in '79 one each in '81 and '82, and 2 in '83, most recently July 4 at Det. by **Mike Reilly**.

Post-Season: Despite a modest .247 (73-18) composite avg. in post-season play, has hit 5 hr and driven in 13 in 20 games.

1983: Hit composite .257 (35-9) in 9 games. Started slowly and finished strong in each series.

ALCS: Was 0-for-8 thru 1st 2 games of ALCS (0-for-29 in last 7 post-season games), then crashed 3-run, 1st-inning hr off **Richard Dotson** in Game 3 at Comiskey Park, leading O's to 11-1 rout. Scored 4 runs to tie CS record. Was 3-for-5 in game 4.

WS: Was 2-for-16 thru 4 games, then dominated decisive 5th game, crushing 2 homers (a solo and 2-run shot, both off **Charles Hudson**) while going 3-for-4 to ice 5-0 victory. His 5 WS hits tied for club lead.

1979: Was leading hitter in ALCS, batting .417 (12-5) and reaching safely 10 of 17 appearances. Led in rbi (4) and hit 3-run hr off **Mark Clear** in game 2.

Reached 7 of 1st 8 appearances in WS, and hit hr off **Bert Blyleven** in game 2. However, was 0-for-21 in final 5 games.

PREVIOUS CAREER HIGHLIGHTS BY YEAR

1984: Led A.L. and tied for M.L. lead in gwrbi (19) and on-base pct. (.410). Led majors with 107 walks and 25 intentional passes.

Was among league leaders in avg. (8th), hr (9th), rbi (5th), total bases (299, 9th), and slugging pct. (10th).

Hit over .300 and drove in over 100 for 3rd straight season while also leading club in batting, hr, rbi, and slugging pct.

Played every inning of every game (**Ripken** was only other major leaguer to do so). Won record 5th "Most Valuable Oriole" award.

Hit .367 (49-18) with 9 hr and 22 rbi in 14 games on Japan Tour, including a 2-run shot Nov. 11 off **Hiromi Makihara** at Fukuoka's Heiwadai Stadium which completely cleared the stadium and traveled an estimated 600', one of the longest home runs in Japanese baseball history.

1983: Hit over .300 and had 30+ hr and 100+ rbi for 2nd straight year and 3rd in last 4. Led club in hr and rbi, and tied for lead in gwrbi with **Ripken**. Finished 2nd to **Ripken** in close A.L. MVP vote (290 to 322).

Was among A.L. leaders in runs (2nd), slugging (3rd), gwrbi (3rd-tie), hr (4th), on base pct. (4th), total bases (4th), and rbi (5th).

1982: Led O's in avg., hr and rbi while setting club record with 20 gwrbi. Had best start ever, hitting .441 with 5 hr and 17 rbi in 18 games to earn "player of month" honors for April.

Hit .324 with 25 hr and 84 rbi in final 107 games. Was 3rd in A.L. in slugging (.549) and 4th in batting.

1981: Led A.L. with 78 rbi and tied for hr lead (22). Tied for major league lead in grand slams (2) and was among league leaders in slugging (2nd, .534) and total bases (5th, 202).

Hit .331 with 14 hr and 52 rbi in 50 games after play resumed in August.

1980: Hit .300 for 1st time and set career highs in runs, hits, hr, rbi, and doubles. Was 5th in A.L. and led O's in hr and rbi. Hit .325 with 20 hr and 67 rbi in 80 games in 2nd half.

1979: Led club in batting with .29537 avg., edging **Ken Singleton** (.29473) on last day of season. Had 19-game hitting streak.

1978: Led club in runs, hits, and rbi. Finished 2nd to A.L. "mvp" **Jim Rice** in total bases (293 to 406). Was one of 3 in A.L. to play every game.

1977: Was 4th Oriole to win BBWAA "Rookie of the Year" award, tied **Lee May** for club hr lead (27, a record for an Oriole rookie broken by **Cal Ripken** in '82).

Early career: Was originally signed by **Ray Poitevint** and **Willie Moore**. Named to all-star teams in Appalachian League ('73), Florida State League ('74), and Southern League ('75) while leading his club in hr each of those years. Also led O's minor league system in '76 while splitting the year between Charlotte and Rochester.

Amateur Background: Starred in both baseball and basketball at Locke High School in Los Angeles (graduated '73). Played 1st base and pitched (was 7-1 as a senior) and was center on basketball team.

Played on same team with 4 major leaguers in high school: former veteran **Gary Alexander** (graduated '71), former Giant **Rich Murray** (his younger brother, graduated '74), Cardinals' shortstop **Ozzie Smith**, and former Twin **Darrell Jackson** (both '73 grads). Served as tri-captain with **Smith** and **Jackson** senior year.

Played Little League, Babe Ruth, and Connie Mack baseball.

Personal: One of 12 children. Has 4 brothers, all of whom have played pro baseball.

The youngest brother, **Richard**, played 53 games with San Francisco in '80, batting .216 with 4 hr and 24 rbi. He played 4 games in '83, batting .200 (10-2) with an rbi. Spent '85 with Omaha (AAA, KC), batting .250 with 6 hr and 27 rbi in 79 games as 1st baseman and dh.

Older brothers **Venice** and **Leon** (also 1st baseman) played in Giants system. The eldest, **Charles**, an outfielder, hit 37 hr and had 119 rbi in California League in '64. Retired after reaching AAA level in Houston organization.

Charity: Has extensively contributed to the community, and earned the Orioles' nominations for the '84 and '85 Roberto Clemente Awards, given annually by Major League Baseball to the player who best exemplifies the game on and off the field.

"Carrie Murray Outdoor Educational Campus": Made extremely generous contribution to the City of Baltimore August 13, '85 to fund an Outward Bound Camp program in Baltimore's Leakin Park honoring his late mother who died in Dec., '84.

The goal of the project is to offer to every school child in Baltimore City the opportunity to participate in the camp by '87 or '88. The program stresses personal challenge, self-control, inter-group relations, and outdoor camping experience.

Other contributions: Has also been involved in charitable activities with United Cerebral Palsy, Sickle Cell Anemia, American Red Cross, United Way, Johns Hopkins Children's Center, New Holiness Refuge Church, and the Park Heights Academy.

For the past 6 seasons has sponsored "Project 33," in which he has purchased 50 upper box seats for every Orioles home game and distributed them to inner-city underprivileged youngsters. Is part of the "Take Me Out to the Ballgame" program administered by the Baltimore Jr. Association of Commerce in cooperation with the City's Department of Human Resources.

During the last 6 years has visited Baltimore schools, working in association with the Department of Education to impress upon youngsters at all grade levels the importance of discipline and staying in school.

Miscellaneous: Splits his winters between Baltimore and Los Angeles. Owns homes in both areas. Attended California State University in L.A. . . . Single.

CARL EDWARD NICHOLS


Born: Oct. 14, '62; 6'0"; 184; Bats, R; Throws, R; Position: C.

Birthplace/Residence: Born in Los Angeles, CA . . . Grew up and resides in Compton, CA.

Contract Status: Signed thru '86.

Tenure: None.

Signed Originally with: Orioles.



CARL NICHOLS (Cont.)

YEAR CLUB	AVG.	G	AB	R	H	2B	3B	HR	RBI	BB	SO	SB	CS	HP
1980 Bluefield-1	.212	37	85	24	18	2	2	0	10	18	12	4	1	3
1981 Miami	.194	16	31	1	6	0	0	0	3	3	5	0	0	0
Hagerstown	.272	38	81	8	22	4	0	1	6	12	19	3	4	0
1982 Macon	.214	84	257	33	55	10	2	0	30	27	50	7	1	2
1983 San Jose	.204	54	152	16	31	4	0	5	26	36	59	4	3	4
Newark	.290	66	217	40	63	14	0	5	26	36	59	4	3	4
1984 San Jose	.198	58	187	18	37	5	1	0	11	35	43	1	1	1
Redwood	.252	63	202	35	51	9	1	4	33	19	38	8	1	3
1985 Charlotte	.236	115	331	45	78	11	2	2	37	48	53	7	4	9
Pro Totals	.234	531	1543	220	361	59	8	13	168	219	321	36	15	25

1—Selected by Orioles organization in June '80 free agent draft (4th round, Baltimore's 5th selection, regular phase) ... Signed 6/19/80.

THE 1985 SEASON

1985: Played in 115 games at Charlotte ... Caught 98 games, played 12 in the outfield and was at first base for one game.

Averaged plunged to season-low .159 (69-11) on May 19 after 27 games ... Then went on 16-game binge batting .404 (52-21) to raise average to .264 on June 8.

Hit grand slam at Knoxville on Aug. 14 ... Tied for club lead with 7 sacrifice flies and was hit by pitches 9 times, also a club-high.

Batted .357 (42-15) vs. Knoxville (Blue Jays) and .218 (289-63) against everyone else ... Had 4 assists as an outfielder in only 12 games.

1984: Batted .226 (389-88) while playing with San Jose and Redwood in the California League ... Established career-highs for games (121), at bats, rbi (44) and stolen bases (9).

Struggled the first half of season at San Jose batting only .198 (187-37), but was loaned to Redwood (Angels) the 2nd half and batted .252 (202-51) with 4 hrs and 33 rbi in 63 games.

Pro Career: Has played with 8 different clubs in 6 seasons, but has yet to play higher than AA ball ... In '83, he spent first 2 months of season at San Jose, but was assigned to Newark in June and named to NY-Penn League all-star team ... Batted a combined .252 (369-94) with both clubs, highest mark for one season ... Led league's catchers in assists (47).

Played for Macon in '82, a co-op team with Tigers.

Amateur Background: Played baseball at Compton (CA) High School before graduating in '80 ... Was all-city in '80 and team "mvp" in '79 ... Although drafted by the O's as a catcher, played shortstop the last 2 years of high school ... Participated in Babe Ruth and Little League programs.

Personal: Has 6 brothers and 3 sisters ... Hobbies: football and basketball ... Single.

THOMAS (TOM) PATRICK O'MALLEY


Born: Dec. 25, '60; 6'0"; 190; **Bats, L; Throws, R; Position:** 3B.

Birthplace/Residence: Was born in Orange, NJ. ... Grew up and still resides in Montoursville, PA.

Contract Status: Signed thru '86.

Tenure: 2 years, 41 days.

Signed Originally with: San Francisco.



MINIMUM SALARY

The minimum major league player salary is \$60,000 in 1986.

YEAR CLUB	AVG.	G	AB	R	H	2B	3B	HR	RBI	BB	SO	SB	CS	HP
1979 Great Falls-1	.244	42	119	13	29	6	1	1	20	21	14	0	1	0
1980 Fresno	.287	122	435	67	125	20	9	3	74	49	55	0	2	2
1981 Shreveport	.289	123	467	50	135	23	6	6	53	32	51	2	4	2
1982 Phoenix	.448	26	96	23	43	11	1	3	15	11	9	0	1	0
San Francisco	.275	92	291	26	80	12	4	2	27	33	39	0	3	1
1983 San Francisco	.259	135	410	40	106	16	1	5	45	52	47	2	4	4
1984 San Francisco	.120	13	25	2	3	0	0	0	0	2	2	0	0	0
Phoenix-2	.346	105	387	44	134	20	2	5	72	61	31	5	2	4
Chicago-3	.125	12	16	0	2	0	0	0	0	3	0	5	0	0
1985 Nashville-4,5	.305	33	128	13	39	8	0	1	12	11	9	0	0	0
Rochester	.302	102	358	62	108	13	1	10	44	57	38	1	0	1
Baltimore	.071	8	14	1	1	0	0	1	2	0	2	0	0	0

A.L. Totals .100 20 30 1 3 0 0 1 5 0 7 0 0 0 0

N.L. Totals .260 240 726 68 189 28 5 7 72 96 184 2 7 5

M.L. Totals .254 260 756 69 192 28 5 8 77 96 191 2 7 5

GWRBI: '82-3; '83-8; '84-0; '85-Bal.-0; Total: 11.

1—Selected by San Francisco Giants in June '79 free agent draft (16th round).

2—Acquired by Chicago White Sox from San Francisco for two players to be named later (pitcher Mike Trujillo and first baseman Pat Adams) on 9/1/84.

3—Released by White Sox on 4/1/85.

4—Signed as a free agent by Detroit Tigers' organization on 4/8/85.

5—Acquired by Orioles' organization from Detroit in a deal for catcher Luis Rosado on 5/23/85.

Career Highs, Game: **Runs—2, 8 times**, (the latest Sep. 20, '83 vs. S.D. at S.F.); **Hits—4, twice**, (May 28, '82 at Pit. and July 26, '82 vs. L.A. at S.F.); **3, 8 times**, (the latest June 11, '83 at Atl.); **RBI—4**, (July 26, '82 vs. L.A. at S.F.); **3, twice**, (the latest Aug. 30, '83 at Mtl.)

Hitting Streaks: 15, (July 21 thru Aug. 8, '82).

Grand Slams: None

THE 1985 SEASON

Rochester: Was with White Sox and Tigers' organizations before joining Rochester on May 22 ... Moved into starting lineup next day ... Got off to slow start with Red Wings and was batting .136(44-6) on June 3 after 12 games.

Turned things around batting .397 (68-27) over next 20 games including 11 multi-hit games ... Raised average 159 points to .295 ... Beginning June 4 thru the end of the season he batted .325 (314-102) in 90 games, including 31 multi-hit games (2h-22, 3h-8, 4h-1). Reached base via hit or walk in final 28 games of season.

Finished 5th in the International League in batting with a .302 (358-108) average and on-base percentage (.395) ... Also had the league's 5th best walks-to-strikeouts ratio (1.50/1) ... Led IL 3rd basemen in fielding (.964) and putouts (90).

Baltimore: Reported to Orioles on Sep. 3 ... Made 3 starts ... Lone hit was 2-run homer at Yankee Stadium off new Oriole Rich Bordi.

PREVIOUS CAREER HIGHLIGHTS

White Sox '84: Acquired by White Sox from San Francisco in August and played briefly with Chicago that season batting only .125 (16-2) giving him cumulative average of .122 (41-5) in big leagues that season.

San Francisco '82-'84: Played under O's coach **Frank Robinson**, then manager of Giants ... Opened the '82 season at Phoenix, but hit safely in first 22 games of season and 25 of 26 and was recalled by the Giants on May 8 ... At 21 years, 5 months, was youngest player in the N.L. that season.

Started that day in New York and singled home a run in 2nd at bat ... Went 3-for-4 next day including first big league homer off **Pat Zachry**.

Had career-high 15-game hitting streak (July 21 thru Aug. 8). Tied for the Giants' longest streak of season ... Placed on 21-day disabled list on August 16 with pulled groin ... Returned Sep. 6 and batted .371 (35-13) remainder of season.

In '83, his only full year in majors, bettered rookie outputs in nearly every offensive category ... Ranked 3rd on club in game-winning rbi (8) ... Had five 3-hit games, including back-to-back 3-hit contests against Montreal on June 4-5.

Batted a club-high .319 (94-30) in June with 3 hrs ... Batted .294 (17-5) as a pinch-hitter with 7 rbi.

Had 2 stints with Giants in '84 ... Was recalled in May and again in July, but played in only 13 games and batted .125 (25-3) ... Spent enough time at Phoenix to qualify as 3rd leading hitter in Pacific Coast League (.346, 387-134) ... Was 2nd on club with 72 rbi.

THOMAS O'MALLEY (Cont.)

Vs. National League: Atl.: .270 (89-24), 2 hrs, 12 rbi ...
 Chi.: .225 (40-9), 0 hrs, 4 rbi ... Cin.: .246 (61-15), 1 hr, 4 rbi ...
 Hou.: .289 (97-28), 0 hrs, 4 rbi ... L.A.: .221 (68-15) 0 hr, 9 rbi ...
 Mtl.: .301 (73-22), 2 hrs, 11 rbi ... N.Y.: .238 (63-15) 1 hr, 6 rbi ...
 Phil.: .230 (61-14) 0 hr, 5 rbi ... Pit.: .333 (42-14) 0 hr, 4 rbi ...
 St.L.: .267 (45-12) 0 hr, 5 rbi ... S.D.: .241 (87-21), 1 hr, 8 rbi.

Minor League Career: In 553 games in his minor league career has hit .308 (1990-613) ... Twice has led league in fielding at 3rd base ('80, California League and '85 International League) and finished 2nd once ('81 Texas League).

Was named "most improved player" by California League managers in '80 as he raised average 43 points over previous season and drove in career-high 74 runs.

Amateur Career: Graduated from Montoursville (PA) High School in '79 ... Helped lead team to 3 consecutive league and valley championships ... Batted over .600 as a senior.

Personal: Is the first major leaguer out of Montoursville (due east of Williamsport in east central PA) since Dick "Kewpie" Barrett played for the Phillies in '45 ... Single.

ALBERTO (AL) JUDAS PARDO


Born: Sep. 8, '62; 6'2"; 195; Bats, L-R; Throws, R; Position: C.

Birthplace/Residence: Born in Oviedo, Spain ... Grew up in Jersey City, NJ and Tampa, FL ... Still lives in Tampa.

Contract Status: Signed thru '86.

Tenure: 97 days.

Signed Originally with: Orioles.



YEAR CLUB	AVG.	G	AB	R	H	2B	3B	HR	RBI	BB	SO	SB	CS	HP
1980 Bluefield-1	.344	48	151	26	52	6	2	3	23	17	16	1	0	0
1981 Miami	.216	91	291	25	63	9	3	3	32	35	45	2	1	0
Hagerstown	.316	21	76	11	24	3	1	1	7	10	9	1	0	0
1982 Hagerstown	.289	130	492	76	142	24	4	17	86	38	79	5	3	1
1983 Rochester	.255	69	220	25	56	11	2	1	31	28	42	2	1	1
Charlotte	.312	37	141	20	44	11	3	4	19	10	20	1	2	1
1984 Charlotte	.265	138	483	72	128	23	2	13	81	73	76	2	1	1
1985 Rochester	.253	60	194	23	49	14	1	8	35	27	23	2	0	1
Baltimore	.133	34	75	3	10	1	0	0	1	3	15	0	0	0

Pro Totals .267 628 2123 281 568 102 18 50 315 241 325 16 8 5

GWRBI: '80-1; '81-Mia.-4, Hag.-0; '82-5; '83-Roch.-3, Char.-3; '84-17; '85-Roch.-1, Bal.-0; Total: 34

1—Selected by Orioles organization in June '80 free agent draft (second round regular phase) ... Signed by Jack Sanford on 6/10/80.

Winter Ball: Batted .200 (240-28) with one hr and 18 rbi in 47 games with Santurce in the Puerto Rican League during the winter.

THE 1985 SEASON

Baltimore: Began season with Rochester, but was recalled on July 2, replacing Joe Nolan, who was placed on disabled list ... Remained with O's the rest of season, appearing in 34 games including 22 starts behind the plate.

Singled off Mark Gubicza at Kansas City on July 5 for first major league hit ... Tore muscle in right shoulder in 2nd start vs. Minnesota on July 8 and was limited to pinch hitting for next 2 weeks.

When shoulder healed, went 4-for-10 in 3 straight starts (July 24, 26 and 31) bringing average to season-high .217 (5-23), but then went 1-for-34 in next 15 games, dropping to low of .105 on Sep. 13.

Switch-Hitting: Batted .147 (68-10) lefthanded and .000 (7-0) righthanded ... Is natural righthanded hitter ... His father, Braulio, Sr., began working with him on switch-hitting at age 8.

Miscellaneous: Was 0-for-7 as a pinch-hitter ... Had greatest success vs. Milwaukee with a .333 (9-3) mark.

Rochester: Started slowly and was hitting just .162 (37-6) on May 4 ... In next 19 games, however, batted .388 (67-26) raising average to season-high .308 on May 31 ... Named International League "player of the week", May 14-19, when he batted .615 (13-8) with one homer and 7 rbi.

PREVIOUS CAREER HIGHLIGHTS

1984: Led Charlotte in hits (128), runs (72), rbi (81), total bases (194) and extra base hits (38) ... Led Southern League in gwrbi (17), including 8 in July ... Caught 71 games and was the designated hitter in 62 ... Finished 2nd on club in batting (.265, 483-128) and homers (13).

Named to *Baseball America's* SL all-star team ... Walked and scored only run in 1-0 victory over Knoxville in which O's were no hit ... Homered in win over Knoxville in final playoff game which clinched league championship.

1983: Made jump from class A to Rochester and had great start ... Hit .356 (104-37) in 1st 31 games ... Tailed off in June and July batting .164 (116-19) in next 38 games ... Sent to Charlotte and hit .312 (141-44) in 37 games, highest mark of any Charlotte player with 20 or more at bats ... Hit grand slam vs. Jacksonville on Aug. 6.

1982: Was among the Carolina League leaders in total bases (5th, 225), at bats (6th, 492), hits (6th, 142), rbi (6th, 86), and games (7th, 130) while leading Hagerstown in each of those categories ... Hit .349 in final 22 games ... Was North's starting catcher in league all-star game.

Pro Career: In '81, batted just .216 in 91 games with Miami before being assigned to Hagerstown on Aug. 8 ... Hit .316 in final 21 games with the Suns, including a 6-for-13, 3 rbi effort in Hagerstown's 3-game sweep of Peninsula in league championship series.

At Bluefield in '80, finished with a .344 average that would have placed him 3rd in the Appalachian League but was 19 plate appearances short of qualifying ... Used mostly as a dh in 1st pro season.

Amateur Background: Graduated from Tampa's Jefferson High School in '80 ... Was the leading high school hitter in city of Tampa that year with .493 average and set school records for both average and hits (33) ... Was selected as all-county and all-conference catcher ... Was one of 12 players in his conference to be drafted by professional teams in the June '80 free agent draft.

Attended Tampa's Hillsborough High School as a sophomore and junior ... Lettered 2 seasons there as a catcher and designated hitter.

Personal: Of Spanish-Cuban descent ... Family left Cuba for America shortly before his birth ... First went to Oviedo, Spain (home of his father's parents) where Alberto was born ... Came to New York shortly after his birth and moved to New Jersey where Alberto played peewee baseball ... Family moved to Tampa, FL when he was 10.

The Orioles signed Alberto and his older brother, Braulio, also a catcher at the same time. Braulio was released in '81 ... Hobbies: fishing and swimming ... He and his wife, the former Cheryl Tate were married on Nov. 26, '83.

ORIOLES AND THE RE-ENTRY DRAFT

PLAYERS LOST

Year	Name	Signed With
1976	Wayne Garland (p)	CLE
	Bobby Grich (2b)	CAL
	Reggie Jackson (of)	NY
	Royle Stillman (of)	CHIWS
1977	Dick Drago (p)	BOS
	Ross Grimsley (p)	MONT
	Elliott Maddox (of)	NYM
1979	Don Stanhouse (p)	LA

PLAYERS ACQUIRED

Year	Name	Previous Club
1976	Billy Smith (2b)	CLE
1978	Steve Stone (p)	CHIWS
1980	Jim Dwyer (of)	BOS
	Jose Morales (c)	MIN
1983	Tom Underwood (p)	OAK
1984	Don Aase (p)	CAL
	Lee Lacy (of)	PIT
	Fred Lynn (of)	CAL

Note: Al Bumbry ('78), John Lowenstein ('82), Joe Nolan ('82), and Dan Ford ('83) were all eligible in re-entry system but re-signed with Orioles.

KELLY JAY PARIS


Born: Oct. 17, '57; 6'0"; 180; Bats, R; Throws, R; Position: SS.

Birthplace/Residence: Born in Enclineda, CA and grew up in Woodland Hills, CA. Resides in Channel Island, CA.

Contract Status: Signed thru '86.

Tenure: One year, 67 days.

Signed Originally with: St. Louis.



YEAR CLUB	AVG.	G	AB	R	H	2B	3B	HR	RBI	BB	SO	SB	CS	HP
1975 Sara Cards-1	.236	34	123	14	29	2	0	2	13	15	18	7	2	0
1976 Johnson City	.275	70	247	40	68	7	3	5	30	37	22	1	4	0
1977 St. Petersburg	.177	44	124	14	22	3	0	0	9	16	22	1	4	0
Johnson City	.314	51	169	32	53	8	1	2	28	24	19	9	1	3
1978 St. Petersburg	.206	42	155	14	32	6	0	1	12	14	17	5	1	0
Gastonia	.253	79	297	48	75	9	3	2	20	44	28	10	5	5
1979 St. Petersburg	.284	118	388	52	110	15	3	2	53	40	39	25	10	2
1980 Arkansas	.301	116	399	63	120	28	3	4	49	38	59	17	11	2
1981 Springfield	.267	90	292	38	78	10	1	6	31	26	48	4	3	1
1982 Louisville	.328	129	482	71	158	32	5	11	83	24	52	20	8	6
St. Louis	.103	12	29	1	3	0	0	0	1	0	7	0	0	0
1983 Indianapolis-2	.314	8	35	9	11	1	0	2	9	5	7	0	0	0
Cincinnati-3,4,5	.250	56	120	13	30	6	0	0	7	15	22	8	2	1
1984 Hawaii-6	.250	127	460	65	115	26	3	10	58	34	57	14	8	0
1985 Rochester	.275	126	440	69	121	25	2	18	67	59	56	11	3	1
Baltimore	.000	5	9	0	0	0	0	0	0	0	1	0	0	0
A.L. Totals	.000	5	9	0	0	0	0	0	0	0	1	0	0	0
N.L. Totals	.221	68	149	14	33	6	0	0	8	15	29	8	2	1
M.L. Totals	.209	73	158	14	33	6	0	0	8	15	30	8	2	1

GWRBI: '82-St.L.-0; '83-Cin.-0; '85-Bal.-0; Total: 0.

* Tied for league lead

1—Selected by St. Louis organization in June '75 free agent draft (2nd round regular phase).

2—Acquired by Cincinnati organization from St. Louis Cardinals in deal for pitcher James Strickland on 3/31/83. Assigned to Indianapolis.

3—Sold to Chicago White Sox on 11/28/83.

4—Released by White Sox on 3/21/84.

5—Signed as free agent by Pittsburgh Pirates organization on 4/7/84.

6—Signed as a 7-year renewal free agent by Baltimore organization on 11/12/84.

THE 1985 SEASON

Trained in Miami with Orioles. His 5th different organization in 3 years (St. Louis, Cincinnati, Chicago White Sox, Pittsburgh) . . . Assigned to Rochester where he was named to the International League all-star team . . . Led Red Wings with a career-high 18 home runs . . . Also led the club in games (126), runs (69), and walks (59).

Was 2nd in batting (.275, 440-121), rbi (67), hits and doubles (25) . . . Played in 111 games at shortstop, 7 at 2nd base, 5 at 3rd base, and one in the outfield.

Hit .306 (49-15) in April . . . Dropped to season low .223 on May 30 . . . Then had best month, batting .333 (93-31) with 6 hrs and 17 rbi in June . . . In 3-game series vs. Tidewater (Aug. 15-17), went 7-for-10 to raise average to 2nd half high of .280.

Had 2-homer/5 rbi game vs. Columbus on Apr. 30 and later homered in 3 straight games against the same team, June 6-8.

Promoted to the Orioles on Sep. 3 . . . Made 3 starts, 2 at 2nd base and one as dh . . . Did not reach base in 9 plate appearances.

PREVIOUS CAREER HIGHLIGHTS

1984: Began season in spring training with Chicago White Sox, but was released and signed by Pittsburgh . . . At Hawaii in Pacific Coast League, he played 117 games at shortstop and 7 at 2nd base . . . Led club in doubles (26) and was 2nd in at bats (460) and rbi (58).

Cincinnati '83: Was traded from the Cardinals to the Reds just prior to the '83 season and had 2 stints with Cincinnati that season . . . Called up 2nd time on May 16 and stuck with big league club the rest of the year . . . Primarily a back up infielder . . . Started final 3 games of season and batted .463 (13-6).

St. Louis '82: Was batting .328 (482-158) at Louisville (American Association) when called up by eventual world champion St. Louis during pennant drive . . . Made big league debut on Sep. 1 and singled in first at bat off Dodgers' **Ricky Wright** in 13th inning and scored the deciding run in Cards' 6-5 win.

Ankle Injury '81: Was batting .267 (292-78) at Springfield in Midwest League before suffering broken ankle on July 24 which sidelined him for the remainder of season.

Pro Career: Has played every infield position and the outfield during career . . . Led Florida State League 3rd basemen in double plays (24) in '79 while with St. Petersburg . . . Spent '76 and '77 in the Appalachian League . . . Tied for league lead in games played (70) in '76 and led circuit in sacrifice flies in '77.

Personal: From a baseball family . . . His father, **Jay**, and brother, **Brett**, both played pro ball . . . **Brett** was an infielder in San Francisco and St. Louis organizations, before retiring after '76 season . . . In '76, **Kelly** and **Brett** hit back-to-back homers (Aug. 26) in game that clinched Appalachian League championship for Johnson City . . . Enjoys golfing, fishing and reading mysteries . . . Single.

FLOYD KINNARD RAYFORD


Born: July 27, '57; 5'10"; 220; Bats, R; Throws, R; Position: 3B-C.

Birthplace/Residence: Born in Memphis, TN . . . Grew up in Los Angeles, CA . . . Now lives in Cockeysville, Baltimore County.

Contract Status: Signed thru '86.

Tenure: 3 years, 169 days.

Signed Originally with: California.



YEAR CLUB	AVG.	G	AB	R	H	2B	3B	HR	RBI	BB	SO	SB	CS	HP
1975 Idaho Falls-1	.283	72	272	43	77	12	5	2	43	23	56	24	5	2
1976 Salinas	.273	125	462	73	126	19	6	5	67	41	85	17	3	5
1977 Salinas	.259	51	205	37	53	7	3	6	39	25	35	9	3	2
El Paso	.297	79	320	65	95	17	3	11	60	33	60	4	3	7
1978 El Paso	.313	126	483	78	151	36	2	17	87	39	81	8	2	2
1979 Salt Lake City-2	.294	135	551	98	162	28	6	13	80	57	105	18	5	2
1980 Baltimore	.222	8	18	1	4	0	0	0	1	0	5	0	0	0
Rochester	.230	107	387	51	89	22	0	9	46	24	87	5	2	3
1981 Rochester	.248	96	311	50	77	18	2	11	45	34	86	2	3	6
1982 Baltimore	.132	34	53	7	7	0	0	3	5	6	14	0	1	0
Rochester	.250	3	12	1	3	0	0	1	2	0	2	0	1	0
1983 Rochester-3	.361	43	144	24	52	16	1	2	38	16	31	0	1	0
St. Louis-4,5	.212	56	104	5	22	4	0	3	14	10	27	1	0	0
1984 Rochester	.056	7	18	1	1	0	0	1	1	3	1	0	0	0
Baltimore	.256	86	250	24	64	14	0	4	27	12	51	0	3	3
1985 Baltimore	.306	105	359	55	110	21	1	18	48	10	69	3	1	0
A.L. Totals	.272	233	680	87	185	35	1	25	81	28	139	3	4	3
N.L. Totals	.212	56	104	5	22	4	0	3	14	10	27	1	0	0
M.L. Totals	.264	289	784	92	207	39	1	28	95	38	166	4	5	3

GWRBI: '80-Bal.-0; '82-Bal.-1; '83-St.L.-2; '84-Bal.-3; '85-Bal.-3; Total: 9.

* Led League

1—Selected by California Angels' organization in June '75 free agent draft (4th round, regular phase) . . . Signed on 6/24/75.

2—Acquired by Orioles from California in deal for outfielder Larry Harlow on 6/5/79 . . . Remained with Salt Lake City (PCL) on 24 hour recall.

3—Acquired by St. Louis Cardinals from Baltimore for player to be named later on 6/13/83 . . . Outfielder Tito Landrum sent from St. Louis to Baltimore to complete deal on 8/30/83.

4—Contract purchased from St. Louis for an undisclosed amount of cash on 3/30/84 . . . Assigned outright to Rochester.

5—Contract purchased from Rochester on 4/19/84.

Career Highs, Game: Runs—3, twice, (June 29, '85 at Bos. and July 26, '85 at Chi.); **Hits—4, 3 times,** (the latest June 29, '85 at Bos.); **RBI—4,** (June 29, '85 at Bos.); **3, 3 times,** (the latest Sep. 13, '85 at Det.).

Hitting Streaks: 10, (Aug. 23 thru Sep. 2, '85); **6, twice,** (the latest Aug. 10 thru 15, '85).

Grand Slams: None.

FLOYD RAYFORD (Cont.)

1985 SEASON SUMMARY

An infrequent starter throughout his big league career, Floyd was moved into the starting lineup just after the all-star break and went on to lead the club in batting with a .306 mark (110-359), 78 points higher than career average prior to '85 (Officially Eddie Murray led club in hitting because Floyd didn't qualify.) ... Was the lone Oriole above .300 ... Average was below .300 only 3 days after May 1.

Saw action in 78 games at third base and 29 behind the plate, but played mostly at third after becoming a regular.

Played in 105 games in '85, a career high, and produced more runs (55), hits (110), doubles (21), triples (1), home runs (18), and rbi (48) than he had in his previous 184 big league games.

Also led the O's with a .521 slugging pct ... Had the 5th best slugging average in the A.L. and the 7th best batting average, but was 117 plate appearances shy of qualifying.

By July 1, had played in only 18 of 72 games, but was batting .380 (19-50), thanks mainly to a 16-for-38 (.421) surge over 12 games beginning May 23.

Batted .329 (26-79) with 3 hr, 10 rbi in the first half while playing in 30 of 85 games ... Played in all but one of the O's 76 2nd half games and hit .300 (84-280) with 15 hr. and 38 rbi.

Starter: Beginning with '75, when he started pro career, and extending thru '84, had made only 107 starts in parts of 4 major league seasons ... Became an everyday starter on July 19 (2nd game after the all-star break) and started 70 of the O's last 75 games ... Had started only 18 of the first 86 games.

Went 3-for-21 (.143) in first 6 starts of 2nd half, bringing average down to late season low of .287 on July 25 ... Rebounded to go 11-for-20 (.550) in next 4 games, including 3 straight 3-hit games, and hit .314 (81-258) the rest of season (67 games, 64 starts) ... His 81 hits during that stretch were the most on the club.

After becoming a starter, his longest stretch of hitless games was just 2, (3 times) ... Hit safely in 51 of last 64 starts.

Hot Stretches: Batted .366 (52-142) in 35 games from July 26 to Sep. 4 ... Was the O's leading hitter during a 16-8 surge from Aug. 10 thru Sep. 4 with a .354 (35-99) average, including career high 10-game hitting streak ... Had 6 homers and 14 rbi in a 13-game span from Sep. 12 to Sep. 24.

Home Runs: Hit 15 home runs in last 65 games beginning July 29, after hitting only 3 in previous 77 games ... Hit 10 in a 29-game stretch from Aug. 25 thru Sep. 24 and had 2 others taken away from him on robbing catches by Oakland's **Dwayne Murphy** and **Mike Davis** at Baltimore on Sep. 3 in 3-2 loss ... (that game also snapped his 10-game hitting streak).

Homered in 3 consecutive games twice ... Hit consecutive game-winning home runs vs. Boston on Sep. 12 and 13 ... Hit 2-out, 9th inning, pinch homer off **Willie Hernandez** at Detroit on June 10 to tie game O's eventually lost 7-6 in 11 innings.

Multi-Hit Games: Batted at least twice in 92 games and had 32 multi-hit games (2h-23, 3h-8, 4h-1) ... Had 13 multi-hit games in first 30 starts ... Had 31 in 88 starts.

By-Month: April .250 (1-4), 0 hr, 0 rbi ... May .417 (5-12), 0 hr, 1 rbi ... June .355 (11-31), 2 hr, 5 rbi ... July .303 (23-76), 2 hr, 7 rbi ... Aug. .333 (35-104), 6 hr, 14 rbi ... Sep.-Oct. .267 (35-131), 8 hr, 21 rbi.

Miscellaneous: Walked only 10 times in 372 plate appearances, one walk every 37.2 plate appearances ... In the A.L., only **Ozzie Guillen** (one every 42.7) and **Damaso Garcia** (one every 41.8) were harder to walk ... Projected to 600 at bats, his '85 starts would read: 92 runs, 183 hits, 35 doubles, 30 hr., and 80 rbi.

Led O's with a .322 (57-177) average at home and a .333 (47-141) mark vs. lefthanders.

1985 AND MAJOR LEAGUE CAREER

Fielding: Started 66 games at 3rd base and 22 behind the plate ... Had the 2nd best fielding pct. (.972, 213 tc, 6 e) among 3rd basemen with at least 50 games played ... Only **Carney Lansford** (.976, 209 tc, 5 e) had a better average ... As a catcher had .992 fielding mark (122 tc, 1 e). Threw out only 3 of 21 base stealers.

Has been primarily a 3rd baseman except for '84 when he started 49 games behind the plate ... Had only 2 major league catching appearances before that, both as a defensive replacement in Sep. '82 ... Also played one game at 2nd base for O's in '80.

Career fielding pct. at 3rd is .942 (394 tc, 23 e) ... Behind the plate has thrown out 16 of 77 base stealers for a .208 success rate.

In addition to catching, has played every infield position and had some outfield duty during minor league career ... Originally signed by California Angels as catcher, but was converted to infield ... Began catching in '81 with Rochester.

Vs. Opponents: Hit over .400 against 3 clubs (Boston, Toronto and Seattle) and over .300 against 2 others (Texas and Chicago) ... Has career average over .300 against 2 clubs (Boston and Milwaukee) ... see pages 58, 60 for specifics.

Had 9 rbi vs. Detroit, tied with **Cal Ripken** for club lead ... Batted .306 (183-56) vs. the East, 2nd on club to **Alan Wiggins** ... Batted .307 (176-54) vs. the West.

Vs. Boston: Led the O's with a .405 average (15-37) against Boston ... Has a career and club high .353 (68-24) lifetime average vs. Red Sox ... Career average at Fenway Park is .455 (33-15) ... Had best game of career at Boston on June 29 going 4-for-5 with a solo home run off **Dennis (Oil Can) Boyd** and 4 rbi in 16-4 win ... Has had 2 of 3 four-hit games in career at Fenway.

Vs. Seattle: Was only 2-for-28 (.071) against Seattle before '85, when he hit .417 (15-36) vs. Mariners ... Was 10-for-19 (.526) against them at home ... Had multi-hits in 6 of 9 games against them.

Vs. Texas: Was a .154 hitter (4-26) vs. Texas prior to '85, but batted .379 (11-29) against Rangers, including an 8-for-16 series in Texas, Aug. 15-19.

Vs. Toronto: Entered '85 with a .105 average (2-19) vs. Toronto, but hit a club-high .429 (9-21) last season ... Went 7-for-16 against them with 3 multi-hit games in 4-game series in Baltimore, July 29-Aug. 1.

PREVIOUS CAREER HIGHLIGHTS

1984: Began spring training with St. Louis before contract was purchased by Rochester ... Opened season with Red Wings, but was promoted to Orioles on April 19 to replace injured **Dan Ford** on roster.

Made his first major league start behind the plate on Apr. 20 vs. Minnesota ... Was the club's leading hitter in June with a .364 (20-55) mark ... Had 17-for-32 (.531) hot streak from June 12 thru June 25.

Became only 2nd Oriole catcher to hit leadoff and first since **Curt Blefary** (Apr. 17-19, '68) when he batted first vs. Texas on July 30 ... Voted "Most Outstanding New Oriole" by Oriole "Advocates".

1983: Was leading the International League in hitting (.361) while at Rochester when traded to St. Louis on June 13 ... Spent the rest of the season with the Cardinals, starting 25 games at 3rd base.

Hit .192 (5-for-26) as a pinch hitter and tied for the club lead in pinch-homers (2) and rbi (5) ... Hit 9th inning game-winning homer on July 14 at San Francisco ... Homered in back-to-back games, July 13 and 14 ... Best stretch was from July 8 thru 19, when he batted .333 (18-6) with 2 homers and 7 rbi in 7 games.

1982: After making the O's as a non-roster player in the spring, was with the ballclub for all but 10 days of the season ... Started 8 consecutive games from July 1 thru 8, but otherwise made just 7 starts all season ... Homered off Oakland's **Bob Owchinko** in bottom of the 13th inning on July 24 to give Baltimore a 5-4 win ... Overall, appeared in 27 games at 3rd base and 2 behind the plate.

1981: Spent all season with Rochester, catching 42 games, playing 3rd in 49 contests, and going 5-for-22 (.227) as a designated hitter ...

1980: Batted .349 (8-for-23) in his 1st 14 exhibition games for the O's including a 4-for-4 with 3 rbi vs. the Yankees at New Orleans Mar. 16 ... That effort won him a trip home with the Birds.

Appeared in only 7 games with Baltimore going 2-for-14, before being optioned to Rochester on May 7 ... Made his big league debut vs. K.C. on Apr. 17 at 3rd base ... His 1st hit was a bunt

FLOYD RAYFORD (Cont.)

single, also vs. K.C. (Paul Splitorff) Apr. 27 ... Returned to O's Sep. 1, but appeared in only one game in that final month.

Led International League 3rd basemen in percentage (.942) in 96 games ... Also saw action at 1st, 2nd, ss, and catcher.

1979: Remained with Salt Lake City all year despite the trade to the Baltimore organization and was the club "mvp" ... Was recalled Sep. 1 by the O's, but didn't report because of a leg injury ... Led PCL 3rd basemen in fielding (.957) ... Played at Caguas in Puerto Rican League that winter.

Early Career: Was signed for California by Larry Himes ... His best year was '78 at El Paso where he hit .313, was 2nd in Texas League in doubles (36), and led in chances at 3rd base (325) as well as in putouts and assists.

Started '77 in California League but was promoted to El Paso in May ... Was all-star 3rd baseman in California League in '76.

Amateur Background: Played 3 seasons of baseball at Manual Arts High (Paul Blair's alma mater) in Los Angeles ... Was all-city pick twice and league "mvp" as a senior ...

Played Little League and Babe Ruth League baseball.

Personal: Is one of the most active Orioles in off-season appearances and speaking engagements ... Hobbies: electric trains and slot cars ... Single.

CALVIN (CAL) EDWIN RIPKEN, JR.


Born: Aug. 24, '60; 6'4"; 215; Bats, R; Throws, R; Position: SS.

Birthplace/Residence: Born in Havre de Grace, MD, but grew up in nearby Aberdeen ... Now resides in Cockeysville, Baltimore County.

Contract Status: Signed four-year contract extending thru '87 season in Feb., '84.

Tenure: 4 years, 57 days.

Signed Originally with: Orioles.



YEAR CLUB	AVG.	G	AB	R	H	2B	3B	HR	RBI	BB	SO	SB	CS	HP
1978 Bluefield-1	.264	63	239	27	63	7	1	0	24	24	46	1	1	2
1979 Miami	.303	105	393	51	119	28	1	5	54	31	64	4	3	1
Charlotte	.180	17	61	6	11	0	1	3	8	3	13	1	0	0
1980 Charlotte	.276	144	522	91	144	28	5	25	78	77	81	4	2	3
1981 Rochester	.288	114	437	74	126	31	4	23	75	66	85	0	2	2
Baltimore	.128	23	39	1	5	0	0	0	0	1	8	0	0	0
1982 Baltimore	.264	160	598	90	158	32	5	28	93	46	95	3	3	3
1983 Baltimore	.318	162	663	121	211	47	2	27	102	58	97	0	4	0
1984 Baltimore	.304	162	641	103	195	37	7	27	86	71	89	2	1	2
1985 Baltimore	.282	161	642	116	181	32	5	26	110	67	68	2	3	1

M.L. Totals .290 668 2583 431 750 148 19 108 391 243 357 7 11 6
GWRBI: '80-5; '81-Roch.-11, Bal.-0; '82-11; '83-17; '84-11; '85-15; Total: 54.

* Led League * Tied for league lead

1—Selected by Orioles organization in June '78 free agent draft (second round, Baltimore's fourth selection, regular phase) ... Signed by Dick Bowie on 6/13/78.

League Championship Series Record

YEAR CLUB, OPP.	AVG.	G	AB	R	H	2B	3B	HR	RBI	BB	SO	SB	CS	HP
1983 Bal. vs. Chi.	.400	4	15	5	6	2	0	0	1	2	3	0	0	1

World Series Record

YEAR CLUB, OPP.	AVG.	G	AB	R	H	2B	3B	HR	RBI	BB	SO	SB	CS	HP
1983 Bal. vs. Phil.	.167	5	18	2	3	0	0	0	1	3	4	0	0	0

All Star Game Record

YEAR CLUB, SITE	AVG.	G	AB	R	H	2B	3B	HR	RBI	BB	SO	SB	CS	HP
1983 A.L., Chi.	.000	1	0	0	0	0	0	0	0	1	0	0	0	0
1984 A.L., S.F.	.000	1	3	0	0	0	0	0	0	0	0	0	0	0
1985 A.L., Min.	.333	1	3	0	1	0	0	0	0	0	0	0	0	0
A.S.G. Totals	.167	3	6	0	1	0	0	0	0	1	0	0	0	0

Career Highs, Game: **Runs—3, 13 times**, (the latest Sep. 16, '85 at Det.); **Hits—5, 3 times**, (the latest May 5, '85 at Min.); **4, 9 times**, (the latest Sep. 16, '85 at Det.); **HR—2, 7 times**, (the latest Sep. 16, '85 at Det.); **RBI—6**, (Sep. 2, '85 vs. Oak. at Bal.); **5**, (Jun. 15, '83 at Mil.)

Hitting Streaks: 17, (Aug. 23 thru Sep. 10, '85); 12, (May 8 thru 21, '85).

Grand Slams: 2, (see page 14).

1985 SEASON SUMMARY

In his 4th full A.L. season, Cal drove in a career high 110 runs, played every game and every inning to extend his streaks in those 2 categories (603 games and 5457 innings, see "Ironman" below).

And for the **THIRD STRAIGHT YEAR:**

- (1) Scored 116 runs to become the first Oriole ever to reach triple figures in 3 different seasons.
- (2) Led all major league shortstops in runs, home runs (26), rbi (110), slugging percentage (.469) as well as in double plays (123).
- (3) And, was awarded the following honors:
 - (a) "Silver Slugger" Award (TSN/Hillerich & Bradsby) as the major league's best offensive shortstop;
 - (b) TSN's A.L. All Star team;
 - (c) A.P. Major League All Star team (this year beating out Ozzie Smith, 67 to 48);
 - (d) U.P.I.'s A.L. All Star team.

Cal, over the past 3 years, led the majors in extra base hits-218 (Dale Murphy had 211), and doubles-121 (Wade Boggs had 117). He was 2nd in total bases-969 (Murphy had 984, and Murray 917 for 3rd place) and hits-587 (Boggs had 653). Cal ranked 3rd in runs (340) behind Rickey Henderson (364) and Murphy (343).

For the 2nd season in a row he was elected to start at shortstop for the A.L. in the All Star game (see "All Star Game" below), and, along with Eddie Murray, formed the first Orioles "elected entry" since 1972.

Was 2nd in the A.L. in runs with 116, behind Henderson's 146. (Murray was 3rd with 110); 6th in rbi (110), tied for 5th in gwrbi (15) and tied for 8th in total bases (401).

Was either first or 2nd among the Orioles in 12 positive offensive categories: **1st:** G, AB, R, H, 3BH, GWRBI (tie) and SF (tie); **2nd:** 2BH, HR, BB, AVG, & AVG with men in scoring position (.321, among qualifiers).

He also set a club record for most GIDPs (32), surpassing Brooks Robinson's 1960 total (29) and ranked 2nd in the A.L. behind Jim Rice (35).

In addition to leading major league shortstops in double plays, he paced A.L. shortstops in putouts (286), and was 2nd by a hair to Toronto's Tony Fernandez in both assists and total chances (see details under "Fielding" below).

Ironman: Extended his consecutive game streak to 603, a club record, surpassing Brooks (463) and Murray (444) who had ranked 1-2 at the start of the season.

He has not missed a game since sitting out 2nd game of a double-header on May 29, '82 (Floyd Rayford subbed for him at 3rd base) ... This is the 2nd longest current streak in the majors behind Atlanta's Dale Murphy (657).

Every Inning: His streak of 5457 consecutive innings represents what is believed to be a major league record. It spans a stretch of 599 games and began on June 5, '82 (the day after Jim Dwyer pinch hit for him in the 9th inning and 6 days after he started his consecutive games string). The 82 post-season innings Rip played in '83 are not included in the totals.

At the time the innings streak began, Cal was a 3rd baseman, but he switched to shortstop on July 1, '82.

Baseball researcher L. Robert Davids has concluded that the two longest consecutive innings streaks in major league history, prior to Ripken, were established by a pair of old Carmines (Red Sox) back in '02-'03-'04. **Buck Freeman**, a 1st baseman, played every inning over some 534 games (July 28, '01 to June 5, '05), and teammate **Candy LaChance**, an outfielder who played every inning during '02-'03-'04, extending his string to 424 games before it was terminated Apr. 28, '05. Both Freeman and LaChance were uncles of Sox Road Secretary Jack Rogers.

CAL RIPKEN, JR. (Cont.)

Rip is the first major leaguer to have played in every inning for at least 2 consecutive years since **Rudy York** of the Detroit Tigers ('40 & '41). In addition to Ripken, **LaChance**, and **Freeman**, the only other major leaguer to have played in every inning in 3 full seasons (not consecutive) was **Mickey Vernon** ('42, '47, '53 with the Pesky Nats). Only 9 have done it in 2 seasons (not necessarily consecutive).

Four other O's have played in every game of a season: **Brooks-4**, **Eddie-3**, **Billy Gardner** and **Bobby Grich**—one each . . . However, **Murray** is the only other to have played every inning in a season ('84 including 3 games as a dh).

Odds and Ends: Was last at the .300 level (at .302) on June 5 after going 11-for-20 in a 4-game stretch . . . His late-season high was .287 (578-166) on Sep. 18 & 20, and his late-season low was .263 on Aug. 9.

He had a 17 game hitting streak, a career high (Aug. 23 thru Sep. 10), and hit safely in 31 of 34 (Aug. 14 thru Sep. 18, .353, 136-48) . . . Rip also had a 12 game streak embedded in a 25 of 27 stretch (Apr. 20 thru May 21; .352, 108-38).

Enjoyed his 3rd 5-hit game in the majors (and 2nd at Minnesota) on May 5 and picked up 4 rbi . . . On Sep. 2 at Baltimore he set a career high with 5 rbi while hammering 2 home runs against Oakland.

Though Rip stole only 2 bases and **Eddie Murray** only 7, both of them scored more runs than Cardinal's Rookie **Vince Coleman** (107) who led the majors with 110 steals.

1985 SEASON AND CAREER

1985 Batting, By Month: April—.257 (70-18), 2 hr, 13 rbi, 19 gms; May—.295 (105-31), 7 hr, 22 rbi, 26 gms; June—.271 (107-29), 2 hr, 14 rbi, 26 gms; July—.261 (115-30), 6 hr, 22 rbi, 29 gms; Aug.—.283 (106-30), 1 hr, 16 rbi, 27 gms; Sep.-Oct.—.309 (139-43), 8 hr, 23 rbi, 35 gms.

Career Batting, By Month: April—.270 (300-81), 13 hr, 45 rbi, 79 gms; May—.286 (416-119), 17 hr, 66 rbi, 107 gms; June—.279 (412-115), 14 hr, 64 rbi, 104 gms; July—.311 (434-135), 21 hr, 72 rbi, 109 gms; Aug.—.282 (503-142), 17 hr, 65 rbi, 119 gms; Sep.-Oct.—.305 (518-158), 26 hr, 79 rbi, 136 gms.

His 8 home runs in Sep.-Oct. '85 and Apr. '84 are career highs and his 23 rbi in Sep.-Oct. '85 also represent a high . . . Rip's .385 (143-55) in Sep.-Oct. '83 in his top monthly average.

Fielding: In '85 Cal fielded .967 (TC-786, E-26) while leading the majors in double plays (123) for the 3rd year in a row and the A.L. in putouts (286) for the 2nd straight season. The Blue Jays' **Tony Fernandez** nosed him out in assists (478 to 474) and in successful chances, i.e. excluding errors, by just one chance (761-760) . . . The '85 big league leader in that category was **Ozzie Smith** (813).

In '84 Rip set an A.L. record with 583 assists (broke **Roy Smalley's** '79 mark of 572) and also led big league shortstops in total chances (906), double plays (122) and putouts (297).

His 880 successful chances in '84 were the most by an A.L. shortstop since **Leo Cardenas** handled the same number in '69 . . . The Cardinals' **Smith** is the only major league shortstop since World War II to have handled more chances excluding miscues (909 in '80). The major league record is 984 by the Giants' **Dave Bancroft**.

In '83 Cal led all big league shortstops in assists (534) and led A.L. in double plays (113) plus total chances (831), only 3 fewer than major league leader **Smith**.

Played both 3rd base and shortstop after coming up in August '81, but started '82 as the regular 3rd baseman . . . Moved to short for good on July 1, '82 . . . Already ranks 3rd in games played at shortstop by an Oriole (591) behind **Mark Belanger** and **Luis Aparicio** (713).

His career fielding average at shortstop is .970 (TC-3017, E-92) . . . By year, '81 thru '84: '81-.946 (TC 37, E-2); '82-.972 (TC-457, E-13); '83-.971 (TC-831, E-25); '84-.970 (TC-906, E-26).

He has played 77 games at 3rd base ('81-6, '82-71) and also has a .970 percentage at that position (TC-232, E-7).

Cycle: Hit for the cycle at Texas May 6, '84 . . . Homered off **Dave Tobik** on final at bat in 9th inning to complete the job . . . Was 4-for-5 with 2 rbi . . . **Brooks Robinson** is the only other Oriole to have hit for cycle (July 15, '60 vs. White Sox) during the O's 32 seasons in the A.L.

Clutch Hitting: Batted .321 (165-53) with runners in scoring position in '85 and has a lifetime figure of .293 (638-187) in that situation . . . Has hit over .300 ('83-.313, '84-.311) in each of the last 3 campaigns with men on 2nd and/or 3rd and has batted at a .315 clip (476-150) in that span.

Tied with **Eddie Murray** for club lead in gwrbi (15) last year, and was 2nd to **Eddie** in "key runs produced", 76 to 58 (rbi that put O's within one run of a tie, tied game, put O's ahead, or gave O's 2 run lead) and lead runs, of which Cal drove in 40, 5 behind **Murray**.

Home Runs: Has been very consistent in 4 full seasons with yearly totals of 28 ('82), 27 ('83 & '84) and 26 ('85). Has now hit home runs in all current A.L. parks after connecting for the first time at Toronto's Exhibition Stadium on April 20, '85 off **Luis Leal** . . . His 8 career homers in Tiger Stadium are a career high for one ballpark on the road (he's hit 54 in Memorial Stadium).

Only 5 shortstops have hit more than 27 home runs in one season as Rip did in both '83 & '84: **Ernie Banks**-6 times; **Vern Stephens** and **Rico Petrocelli**-3 times; **Woody Held** and **Robin Yount** ('82)-once each.

Batting .300: Has hit .300 twice ('83-.318, '84-.304) and is one of only 6 Orioles to have done so along with: **Frank Robinson**-4 times; **Eddie Murray** & **Ken Singleton**-3 times; **Brooks Robinson** and **Al Bumbry**-twice . . . He, **Frank Robby** and **Murray** are the only O's to have hit .300 officially twice in a row.

Runs Scored Leader: Has scored 121-103-116 runs (average 113) in last 3 seasons, the only Oriole ever to penetrate the century mark 3 times, let alone 3 in a row.

Vs. East/West: Discounting '81, Cal has batted .321 (1288-413) with 64 homers & 223 rbi in 334 games against the West . . . Within the Eastern Division, he has hit .272 (1221-332) with 44 home runs and 168 rbi in 311 games.

In '85, he hit .315 vs. the West (336-106) with 16 home runs and 64 rbi and .245 (306-75) against the East with 10 homers and 46 rbi in 77 games.

Vs. Opponents: (see pages 59, 60 for more details).

Vs. Boston: His 19 rbi against the Red Sox (52 games) are a career low as are his 4 home runs (tied with Cleveland).

Vs. California: Batted .377 (53-20) against the Angels in '85 and is now up to .333 (201-67) lifetime.

Vs. Chicago: Rip hit .386 (44-17) in the '85 season series and drove in 14 runs in 12 games . . . Over the past 2 years he has batted .415 (94-39) vs. the Sox with 11 homers and 30 rbi in 24 games . . . In '84 he hit .440 (22-for-50) with 7 homers and 16 rbi in 12 games.

Lifetime, he is hitting .315 (184-58) . . . His 14 career homers against the Pale Hose are a career high vs. one club, and his 39 rbi are 2nd only to the 42 he has amassed against the Brewers.

Vs. Cleveland: His 4 lifetime homers are a career low vs. one opponent (tied with Boston).

Vs. Detroit: Hit 5 of his 26 homers against the Tigers in '85 while leading O's regulars against the Tigers in hitting as well (.327, 55-18).

Vs. Milwaukee: Has a career high 42 rbi in 55 lifetime games vs. the Brewers.

Vs. Minnesota: Has had 2 of his 3 five-hit games vs. the Twins at the "Hump", including May 5, '83 . . . In that series at Minny (May 3-4-5) he went 10 for 15 with 8 rbi and snapped **Brooks'** club record for consecutive games played.

On Sep. '83, his other 5-hit game in the Metrodome, he broke or tied 4 club records, included 13 total bases (tied) as O's won big (13-0).

Vs. New York: Has a career low .254 (197-50) average against the Yankees, and last year hit only .205 (44-9) with no homers and 4 rbi.

Had 17 rbi in 13 games against the Yankees in '83 . . . **Brooks** (19

CAL RIPKEN, JR. (Cont.)

in '70, 18 gms.) is the only Oriole ever to drive in more vs. the Bombers in one season. **Brooks** ('66) and **Boog Powell** ('69) also had 17 rbi season against the Bombers, but never in as few as 13 games.

Vs. Seattle: No current Oriole has a .300 career average vs. the M's . . . Cal ranks 3rd (.293, 191-56) behind **Murray** (.298, 356-106) and **Lynn** (.296, 328-97).

Vs. Texas: Rip has a career .347 mark vs. Texas (190-66), his highest average vs. a single opponent . . . In '85 he had a .472 on-base percentage against the Rangers (53-25).

Vs. Toronto: Exhibition Stadium was the only current stadium in which he had not hit a home run until he connected off **Luis Leal** on April 20, '85. Hit only .163 (49-8) vs. the Jays in '85.

All Star Games: Made All-Star debut in '83 at Chicago as a defensive replacement for starter **Robin Yount**, but did not have a plate appearance . . . Elected to starting team in '84 with a total of 1,442,082 votes, out-polling **Alan Trammell** (1,154,353). Rip ranked 3rd in overall vote behind **George Brett** and **Lance Parrish**.

In '85 Rip was the top American League vote getter with 1,398,901 to beat **Brett** by a hair (1,394,334). At shortstop he had a comfortable margin over **Trammell** (669,057).

His one hit in 6 lifetime All Star at bats was a single off **Nolan Ryan** in '85 at Minnesota.

MAJOR AWARDS

Most Valuable Player: Rip shaded teammate **Murray** in '83, 322 to 290 . . . They were the only 2 players named on every ballot . . . Cal polled 15 firsts, 9 2nds, 3 3rds and a 4th (system: 1st-14 points, 2nd-9 points, 3rd-8 points, 4th-7, etc).

Became first ever to win BBWAA "Rookie" and MVP awards back-to-back, a distinction eclipsed only by **Fred Lynn** who won both in '75.

Rookie of the Year: In '82, he registered 130 points to beat out the Twins' **Kent Hrbek** (90 points), the only other to be named on all ballots. **Wade Boggs** finished 3rd . . . Rip polled 24 firsts and 2nds.

Rip was the 5th Oriole to earn the BBWAA "Rookie" Award. Previous winners were: **Ron Hansen** ('60), **Curt Blefary** ('63), **Al Bumbry** ('73) and **Eddie Murray** ('77).

Most Valuable Oriole: Was co-winner in '83 with **Murray**; finished 2nd to **Murray** in '85 and has ranked 3rd in the balloting twice: in '82 behind **Murray** and **Jim Palmer**; and in '84 behind **Murray** and **Mike Boddicker**.

Player of the Year: Chosen Major League "Player of the Year" in '83 by *The Sporting News* and A.L. "Player of the Year" by both *TSN* and *Baseball America*.

PREVIOUS YEARS

1984 Season: Set A.L. record in assists (583) . . . First Oriole elected to starting All-Star team in 3 years (since **Ken Singleton** in '81) . . . Went as long as 3 games without a hit only once (Sep. 5-7-8) . . . Produced 52 key rbi, including 25 tying or go-ahead runs . . . Led O's regulars in batting with men in scoring position (.311, 148-55).

Hit safely in 121 games and reached safely in 135 of 162 by hit or walk . . . Went as many as 3 games without a hit only once (Sep. 5-7-8) . . . Hit 8 homers in April (career high).

During a 43 game period (May 10 thru June 26), he hit only .244 (168-41) and his average dipped from .347 to a season low of .287 . . . Experienced two 0-for-14 spells (June 23-27 & Sep 5-9).

Batted .355 (242-86) over 60 games from June 27 thru Sep. 1, boosting his average to a late season high of .318 . . . Hit .382 (110-42) in July, his 2nd best month ever . . . From Sep. 1, '83 thru May 9, '84, a stretch of 63 games, Rip hit .372 (258-96) with 16 homers and 41 rbi.

1983 Season Chosen A.L. MVP and *TSN* "Player of the Year" and shared Most Valuable Oriole honors with **Eddie Murray** to name just a few of the laurels he won that season.

Played on A.L.'s first winning All-Star team since '71 and also played on winning team in both ALCS and World Series.

Batting: Led majors in hits (211) and doubles (47), both club records; led A.L. in runs (121) and extra base hits (76, 2nd in majors to **Expos'** **Andre Dawson**-78); was 2nd in majors in total bases to **Jim Rice** (343 to 344); and ranked among A.L. leaders in gwrbi (3rd, tie with **Murray**-17); batting (5th, .318); slugging (5th, .517); rbi (9th, 102), and homers (9th, tie, 27).

His .318 average was the 3rd highest in club history behind **Ken Singleton's** .328 in '77 and **Bob Nieman's** .322 in '56.

Stretch Run: During the 44 games from Aug. 13 thru Sep 25, a period in which the O's went 34-10 to win the Eastern Division, he hit .391 (192-75) with 14 doubles, 9 homers, 30 rbi and 40 runs scored.

ALCS/WS: Batted a combined .273 (33-9) in 9 post-season games. Drove in O's only run in 9th inning of ALCS game 1, won by **Lamar Hoyt**, 2-1. Had 7th inning rbi in game 2 of the WS off **Phillies'** **Larry Andersen** (O's won 4-1) . . . Made final putout of WS when he caught **Gary Maddox'** line drive in 9th inning of game 5.

1982 Season: Came by his "rookie" award honestly after leading all big league first year men in doubles (32), homers (28), rbi (93), total bases (284), gwrbi (11, tie with **Von Hayes**), games (160), at bats (598) and runs (90).

Paced the O's in games, at bats, runs, doubles, and triples (5) and was 2nd to **Murray** in homers, rbi and gwrbi.

Slow Start: Despite a glittering opening day on which he went 3-for-5 with his 1st big league double, home run (off KC's **Dennis Leonard**) and rbi, Rip plunged into a deep slump (55-4). By May 1st, after 18 games, he was batting .117 (60-7) on the year and .121 lifetime (99-12) in 41 major league games.

Start of Something Big: The next day, May 2, he picked up a pair of scratch hits; was beamed May 3 by fellow rookie **Mike Moore**, but missed only one game. Then his comeback began in earnest on May 6 . . . Hit .281 (538-151) from May 2 to end of season.

Miscellaneous: Missed only 3 games all year, none after May 29 (the day his consecutive game string began) . . . Didn't miss an inning after June 5th . . . Recorded his first major league stolen base the hard way by stealing home (on front end of double steal with **Lenn Sakata**) vs. **Jon Matlack** (Tex.) on May 31 at Baltimore.

Played 44 straight errorless games at 3rd base from Apr. 24 thru June 14 while handling 137 chances . . . Was A.L.'s "player of the week" for week ending Aug. 27 (.444, 12-for-27, with 4 homers and 11 rbi in 7 games).

1981 Season: Recalled from Rochester on Aug. 8 just after strike was settled . . . Made big league debut as pinch-runner Aug. 10 . . . Singled off Chicago's **Dennis Lamp** Aug. 16 for first hit.

Played in 12 games at short (9 starts) and 6 at 3rd . . . Did not bat and played in only 2 games after Sep. 11.

Rochester '81: Despite missing last 3 weeks of season (called up to O's), he was voted I.L.'s "rookie of year" and was named as 3rd baseman on all-league team . . . In survey of I.L. managers and coaches, Rip was picked as the loop's top major league prospect (**Von Hayes** was 2nd).

Played in 85 games at 3rd and 35 at shortstop (primarily when **Bob Bonner** was injured).

Winter Ball '81: Played in Venezuelan League after '81 season under **Ray Miller** and was voted Caguas' "mvp" . . . Led league with 49 rbi, was 3rd in hr (10) and hit .314 . . . Came close to winning "triple crown".

1980 Season: Was Southern League's all star 3rd baseman . . . Tied for league lead in games (144) and sac flies (9) and led Charlotte in runs (91), hits (144) and 2bh (28) . . . Hit 25 homers and was one of 2 players to break Charlotte's existing hr record . . . The other was **Drungo Hazewood** who hit 28 . . . Cal had homered only 8 times in his first 2 pro seasons.

Was S.L.'s top fielding 3rd baseman (.933, 28 e in 415 tc) . . . In Puerto Rico that winter he hit .279 with 6 homers and 38 rbi and Caguas won loop title.

1979 Season: Was picked as shortstop on Topps' Class A all-star team . . . Actually played more games at 3rd (58) than short (52) . . . Led FSL in doubles (28).

CAL RIPKEN, JR. (Cont.)

1978 Season: Signed by the late **Dick Bowie** ... Played shortstop mostly that year at Bluefield and led league in putouts ... Played in Florida Instructional League in both '78 and '79.

Amateur Background: Pitched and played shortstop at Aberdeen (MD) High (graduated '78) ... Was 7-2 with an 0.70 era as a senior with 100 strikeouts in 60 innings while batting a county best .492 with 29 rbi in 20 games ... Pitched a 2-hitter and fanned 17 to win '78 Maryland Class A baseball championship.

Also earned 2 letters in soccer. Was team captain and both an all-county and all-metropolitan selection.

Played Little League, Babe Ruth and Mickey Mantle League baseball.

Personal: Son of **Cal Senior**, the O's 3rd base coach, giving Baltimore one of the few father-son combinations on the same team in major league history (see **Cal Senior's** bio on page 100) ... Single.

Cal plays an active role in the community ... He purchases 25 tickets to every Orioles game for use by underprivileged youngsters and senior citizens in his native Harford County; has made significant contributions to the Harford Center, a day-care center for retarded citizens, the Harford County Humane Society and to the School for the Performing Arts in Baltimore.

He has also served as honorary chairman of Easter Seals, and March of Dimes campaigns as well as for the United Way Softball Marathon. He has served as the regional spokesman for the Middle Atlantic Milk Marketing Association, and has also worked on behalf of Santa Claus Anonymous, Project Survival, the Baltimore Symphony, and The Johns Hopkins Hospital's Children's Center.

His younger brother, **Billy**, was the O's 7th round pick in June '82 free agent draft ... Also a shortstop, **Billy** played at Charlotte, Hagerstown and Daytona Beach in '85 ... He is on the '86 Rochester roster.

LARRY KENT SHEETS


Born: Dec. 6, '59; 6'3"; 225; Bats, L; Throws, R; Position: OF.

Birthplace/Residence: Born and raised in Staunton, VA ... Spent off-season in Cockeysville, Baltimore County.

Contract Status: Signed thru '86.

Tenure: One year, 27 days.

Signed Originally with: Orioles.



YEAR CLUB	AVG.	G	AB	R	H	2B	3B	HR	RBI	BB	SO	SB	CS	HP
1978 Bluefield-1	.267	67	225	32	60	9	2	11	48	32	46	0	0	4
1979 Bluefield	.333	3	12	2	4	2	0	0	2	0	0	0	0	0
1980 Bluefield	.379	37	124	29	47	9	1	14	47	17	14	0	0	1
Charlotte	.188	13	48	1	9	4	0	0	5	4	18	0	0	0
1981 Rochester					(did not play)									
1982 Hagerstown	.296	88	324	46	96	21	0	18	59	27	66	1	1	4
1983 Charlotte	.288	138	503	72	145	37	3	25	87	45	102	1	2	4
Rochester	.154	3	13	1	2	1	0	0	2	0	4	0	0	0
1984 Rochester	.302	134	431	76	130	26	4	13	67	54	73	0	0	1
Baltimore	.438	8	16	3	7	1	0	1	2	1	3	0	0	0
1985 Baltimore	.262	113	328	43	86	8	0	17	50	28	52	0	1	2
M.L. Totals	.270	121	344	46	93	9	0	18	52	29	55	0	1	2
Pro Totals	.290	604	2024	305	586	118	10	99	369	208	378	2	4	16

GWRBI: '84-0; '85-4; Total: 4.

* Led League * Tied for league lead

1—Selected by Orioles organization in June '78 free agent draft (second round regular phase) ... Signed on 6/7/78.

Career Highs, Game: **Runs**—3, (May 10, '85 at Bal. vs. Min.), **Hits**—3, **4 times**, (latest Sep. 19, '85 at Bal. vs. Mil.); **RBI**—4, (Aug. 29, '85 at Bal. vs. Sea).

Hitting Streaks:—5, (May 5 thru 11, '85).

Grand Slams: **None**.

THE 1985 SEASON

Chosen to **TOPPS & BASEBALL DIGEST** All-Rookie teams ... Was batting over .300 (.304) as late as June 8 ... Had a .311 (119-37) mark on June 5, then hit .234 (209-49) the rest of the way ... After the All-Star game his average ranged from .253 to .271.

Started 7 of the O's first 10 games in right field (thru Apr. 20), then started only one more game defensively ... That was on August 8 (1st game) when he played 1st base at Toronto while **Eddie Murray** DH'd ... He appeared in 2 other games in rightfield as a non-starter (July 19 & Oct. 1) ... Made one error in 8 outfield chances.

Batted .262 (294-77) in 93 games as O's regular designated hitter vs. lefthanded pitching. Had 4th highest average among those who played more than half their club's games as a DH ... Was a .250 (16-4) pinch-hitter with 2 homers and 5 rbi ... Batted .280 (50-14) in 25 spring training games with a home run and 8 rbi.

Rookie Leaders: Topped all A.L. rookies in rbi (50) and was 2nd in home runs (17) to Texas' **Oddibe McDowell** (18).

Pinch-Homers: Tied for A.L. lead with 4 others in pinch-hit homers (2) ... He and **Wayne Gross** hit back-to-back pinch home runs off Cleveland's **Jerry Reed** on Aug. 12 at Baltimore, tying a major league record (see **Wayne Gross** bio for more details).

Vs. Opponents: Hit over .300 vs. 4 clubs and batted under .200 against 5 (see page 59 for more details) ... Hit for highest average, (.423, 26-11) against the Mariners, but was most productive vs. the Indians against whom he batted .381 (21-8) with 4 homers & 10 rbi.

Also hit over .300 vs Minnesota (.345, 29-10) and Milwaukee (.333, 36-12).

Many of his 17 homers were hit off some of the league's better pitchers: **Bill Caudill**, **Tom Waddell**, **Bert Blyleven**, **Bret Saberhagen**, **Jack Morris**, **John Butcher**, **Mike Moore**, **Ron Romanick** and **Oil Can Boyd**.

By-Month, Lifetime: April—.282 (39-11), HR-3, RBI-8, G-15 ... May—.356 (59-21), HR-4, RBI-10, G-22 ... June—.213 (75-16), HR-2, RBI-12, G-21 ... July—.170 (47-8), HR-1, RBI-3, G-18 ... August—.304 (46-14), HR-4, RBI-11, G-14 ... Sep.-Oct.—.295 (78-23), HR-4, RBI-8, G-31.

PREVIOUS CAREER HIGHLIGHTS

Spring Training: Though he signed originally in '77, he did not attend his first spring training until '83 because of school commitments and other personal reasons.

1984 Season: Promoted to the O's from Rochester Sep. 4 and appeared in 8 games, including 5 starts in rightfield ... Beat out infield single in first big league at bat off Yankees' **Clay Christensen** on Sep. 18 ... Hit safely in 4 of 5 starts.

Rochester: Was 5th among qualifiers in the International League in batting (.302) and led the Wings in batting, runs (76) and doubles (27) ... Was 2nd in rbi (67) and walks (54).

Topped all International League outfielders in assists (19) and double plays (5) ... Made only 2 errors in 222 chances (.991).

Was batting .254 (248-64) on July 11 thru 82 games ... Boosted his final average 48 points by hitting at a .361 (183-66) clip over his final 52 games. Hit .383 (115-44) in August with 7 doubles, 8 homers, 79 total bases and 22 rbi in 31 games.

In his last 3 minor leagues seasons (Hagerstown, Charlotte & Rochester) he hit .293 (1271-373) with 84 doubles, 56 homers and 213 rbi in 363 games.

Japan: Was one of O's top hitters during club's fall tour of Japan ... Tied **Al Bumbry** as the O's leading hitter with .400 mark (40-16) ... Tied **Cal Ripken** and **Todd Cruz** for 2nd in homers (4) behind **Eddie Murray's** 9 ... Was 2nd to **Murray** in rbi and runs scored with 11 apiece ... **Eddie** had 18 and 22.

1983 Season: In his first full pro season, led Southern League in doubles (37) and tied for home run lead (25, with **Glenn Davis**,

LARRY SHEETS (Cont.)

Columbus Astros) . . . Led Charlotte in rbi (87) and set career highs in virtually every category but average.

Early career: In rookie season ('78), led Appalachian League in rbi (48 in 67 games) and was 2nd in homers (11) . . . Chose not to return to baseball the following spring while attending college . . . He did finally report to Bluefield for the final 3 games of the season ('79), but remained in college again the following spring ('80).

In June '80, reported to Bluefield and was outstanding . . . Led league in homers (14) and drove in 47 runs in 37 games . . . Was promoted to AA Charlotte late that season . . . In October, '80, had bone chips removed from right elbow.

Did not play at all in '81 and did not go to spring training in '82 . . . Reported to Hagerstown in June '82 and played in 88 games . . . Hit 18 homers and knocked in 59 runs.

Amateur Background: Played 3 varsity seasons at Robert E. Lee High (Staunton) and hit 18 homers, 10 of them his senior year ('78) when he batted .536 (30-56) with 20 extra base hits . . . Pitched junior year and threw a no-hitter . . . Also struck out 17 in one game . . . Played centerfield exclusively as a senior.

Also won 3 varsity basketball letters . . . Played against **Ralph Sampson** (Harrisonburg) . . . Was "mvp" in both basketball and baseball in '78 . . . Was twice all-district in basketball.

Played Little League, Babe Ruth, and American Legion baseball. Was "mvp" in state legion tournament in '77.

Has completed 3½ years at Eastern Mennonite College (Harrisonburg) . . . Played varsity basketball there and also served as an assistant baseball coach.

Personal: Majored in Health & Physical Education at Eastern Mennonite . . . He and his wife, **Sharon**, were married in January '83 . . . Roomed with **Cal Ripken** during his brief stay with Charlotte in '80.

JOHN (T-BONE) T. SHELBY


Born: Feb. 23, '58; 6'1"; 175; Bats, L-R; Throws, R; Position: OF.

Birthplace/Residence: Born and raised in Lexington, KY. Resides in Cockeysville, Baltimore County.

Contract Status: Signed thru '86.

Tenure: 3 years, 2 days.

Signed Originally with: Orioles.



YEAR CLUB	AVG.	G	AB	R	H	2B	3B	HR	RBI	BB	SO	SB	CS	HP
1977 Bluefield—1	.256	60	211	28	54	9	1	0	21	10	44	6	5	0
1978 Miami	.231	13	26	4	6	1	0	0	3	3	5	0	2	1
Bluefield	.282	64	248	49	70	9	1	6	25	30	45	7	4	3
1979 Miami	.201	132	478	50	96	11	6	3	38	44	120	13	10	5
1980 Charlotte	.241	134	560	66	135	27	11	6	51	22	122	34	14	1
1981 Charlotte	.235	62	251	40	59	11	4	2	21	27	38	24	11	0
Rochester	.264	76	326	42	86	21	8	3	32	16	55	18	6	0
Baltimore	.000	7	2	2	0	0	0	0	0	0	1	2	0	0
1982 Rochester	.279	133	548	92	153	26	6	16	52	51	115	34	16	1
Baltimore	.314	26	35	8	11	3	0	1	2	0	5	0	1	0
1983 Baltimore	.258	126	325	52	84	15	2	5	27	18	64	15	2	0
1984 Baltimore	.209	128	383	44	80	12	5	6	30	20	71	12	4	0
1985 Rochester	.286	52	206	31	59	16	4	8	21	19	35	14	4	0
Baltimore	.283	69	205	28	58	6	2	7	27	7	44	5	1	0

M.L. Totals .245 356 950 134 233 36 9 19 86 45 185 34 8 0

GWRBI: '81-Bal.-0; '82-Bal.-0; '83-2; '84-4; '85-4; Total: 10.

* Led League

1—Selected by Orioles organization in January '77 free agent draft (first round regular phase) . . . Signed by Lamar North on 5/22/77.

League Championship Series Record

YEAR CLUB, OPP.	AVG.	G	AB	R	H	2B	3B	HR	RBI	BB	SO	SB	CS	HP
1983 Bal. vs. Chi.	.222	3	9	1	2	0	0	0	0	1	3	1	0	0

World Series Record

YEAR CLUB, OPP.	AVG.	G	AB	R	H	2B	3B	HR	RBI	BB	SO	SB	CS	HP
1983 Bal. vs. Phi.	.444	5	9	1	4	0	0	0	1	0	4	0	0	0

Career Highs, Game: **Runs—4**, (Aug. 26, '84 at Oak., ties team record); **Hits—4, 3 times**, (the latest June 29, '85 at Bos.); **RBI—4**, (Aug. 29, '83 at K.C.); **3, twice**, (the latest Sep. 24, '84 vs. N.Y. at Bal.); **SB—2, twice**, (the latest Sep. 9, '84 vs. Mil. at Bal.).

Hitting Streaks: **7**, (July 21 thru 31, '83); **6**, (Sep. 1 thru 14, '84).

Grand Slams: **1**, (see page 14).

1985 AND MAJOR LEAGUE CAREER

Began the season in Rochester, but was recalled by the Orioles on June 7 after 2-week hot stretch (see below under "Rochester") . . . Replaced **Dan Ford**, who went on disabled list . . . Played in 69 games with Baltimore, fewest since '82, but hit a major league career-high 7 home runs and raised average 74 points above '84 . . . Batted over .300 in 3 of the 4 months he was with O's.

Made 44 starts, 38 in centerfield for injured **Fred Lynn** including 28 straight games between Aug. 25 and Sep. 24, while **Lynn** was out with ankle injury . . . Batted .303 (109-33) during that span.

Best stretch came between Aug. 19 and Sep. 18 when he started 25 of 30 games and batted .354 (99-35) raising average from season low .247 to .303 . . . Hit .409 (49-20) in 12 games from Sep. 7 thru 17 . . . Finished season on 1-for-17 (.059) skid.

Was knocked out of the lineup when he tore cartilage in his rib cage during pre-game practice on Sep. 24 and played in one game the final 2 weeks of the season.

At Baltimore and Rochester combined, he hit .285 (411-117) with 15 hrs and 48 rbi in 121 games.

Rochester: Batted .490 (51-25) with 6 hr and 12 rbi in 14 games from May 22 thru June 4 raising average from .230 to .301 . . . Was named International League "player of the week" (May 20-26) when he batted .458 (24-11) with 4 hr and 6 rbi.

At the time he was promoted to O's, was leading the Red Wings in games, at bats, runs, hits, doubles, triples and total bases . . . Belted 3-run homer off **Storm Davis** in exhibition game vs. Orioles at Rochester on May 2.

Great Start: Homered in 2nd and 3rd at bats after recall . . . Hit 2-run homer off **Pete Ladd** of Milwaukee as a late inning sub on June 16 and added a pinch homer off New York's **Dave Righetti** on June 18. Was batting .400 (25-10) after 10 games on June 29.

Switch-Hitting: Batted .309 (123-38) with 5 homers and 18 rbi lefthanded and .244 (82-20) with 2 homers and 9 rbi from the right side . . . Entered '85 with a .244 average righthanded and a .224 as a lefty.

His career totals are **righthanded:** .244 (471-115) with 11 hrs and 39 rbi and **lefthanded:** .246 (479-118) with 8 hr and 47 rbi . . . Is a natural righthanded batter and did not become a switch-hitter until '79 at Miami.

Vs. Boston: Has a .350 (40-14) average in his last 10 games vs. the Red Sox, and a .359 (39-14) mark in his last 9 games at Fenway Park.

Vs. California: Batted .571 (21-12) in 5 games vs. the Angels including a 4-hit game on Sep. 7 at Memorial Stadium tying career high . . . Has hit .464 (28-13) in his last 7 games at home vs. California . . . Owns a career-high .377 (69-26) lifetime mark vs. the Angels.

Vs. Oakland: Has a .342 (76-26) lifetime average vs. the A's including a .400 (45-18) mark at the Oakland Coliseum . . . Was only 1-for-6 there in '85, but lone hit was a 2-out, 2-run single in top of 11th inning breaking a 2-2 tie in O's 4-3 win on Aug. 24.

Has driven in career-high 14 runs against the A's . . . Tied a club record there on Aug. 26, '84 with 4 runs scored.

Miscellaneous: Played 2nd base at New York on June 25, for the first time in pro ball . . . Went to Instructional League in off-season to work out at second.

Was the O's leading hitter vs. righthanded pitching (.309, 123-38) and the club's top road hitter (.320, 103-33) . . . Led the O's with 7 bunt singles and had 3 in 7 at bats, Sep. 12-13.

Stole 5 bases in 6 attempts and has now stolen 34 of 42 (.810 success rate) in career . . . Went 90 straight plate appearances from

JOHN SHELBY (Cont.)

July 8 to Sep. 6 without drawing a walk . . . Has averaged one walk per 22.5 plate appearances in career.

By-Month: June .379 (29-11), 2 hr, 5 rbi; July .167 (48-8), 0 hr, 4 rbi; Aug. .310 (42-13), 1 hr, 8 rbi; Sep.-Oct. .302 (86-26), 4 hr, 10 rbi.

PREVIOUS CAREER HIGHLIGHTS

1984: In final 43 games of season, batted .266 (128-34) raising average to .209 on final day, highest point in 2nd half . . . Led the O's in stolen bases (12) and sacrifice hits (12) . . . Also had the highest average among Oriole pinch hitters with a .333 (12-4) mark.

1983: Led club in stolen bases (15 in 17 attempts) and had the best success rate (.882) in the A.L. among players with 10 or more attempts . . . Was 2nd among A.L. rookies in steals to Cleveland's **Julio Franco** (32) . . . Had the most steals by an Oriole rookie since **Al Bumbry** (23) in '73 . . . Started 59 games primarily against left-handed pitching . . . Got off to great start with bat, hitting .387 (62-24) in 1st 22 games . . . Had 1st career grand slam off K.C.'s **Keith Creel** on Aug. 29 at K.C.

Spring Training: Hit .444 (63-28) with 7 doubles, 2 triples and 2 home runs in 25 exhibition games . . . It was 2nd highest average by an Oriole (35 or more at bats) in the spring and best since **Don Lenhardt** batted .462 (52-24) in '54.

Three Assists: Had 3 assists on Sep. 11 at New York, throwing out **Willie Randolph** and **Ken Griffey** at the plate while making the first relay on a throw that nailed **Rick Cerone** at 2nd . . . Fell one shy of major league record.

Post-Season: Appeared in the final 3 games of the ALCS against Chicago with starts in games #2 and #4 . . . Played in all 5 world series games, starting game #3 . . . Had the game-winning rbi in game #4 with a pinch-hit sac fly in the 6th inning, snapping 3-3 tie.

1982: Joined the Orioles on Sep. 1 and made a significant contribution in the Birds' pennant drive . . . Played in 26 of the final 32 games with a .314 (11-35) average, including a 4-for-8 performance and a home run in the final 4-game series against Milwaukee.

Dramatic Throws: Was involved in one of the most memorable moments of the pennant race on Sep. 26 at Milwaukee . . . With Baltimore leading 3-2, the Brewers had runners on 1st and 3rd with one out in the bottom of the 8th . . . **Cecil Cooper** flied out to John, who made a perfect throw to the plate to nail **Bob Skube** (who had tagged up after the catch) to kill the rally . . . The O's went on to win, 5-2 and cut Milwaukee's lead to 2 games.

Rochester: Was selected as an outfielder on the International League all-star team . . . Led the circuit in at bats (548) and was 4th in hits (153) and total bases (239).

Kluttz Award: Was the '82 recipient of the Clyde Kluttz Memorial Award, given annually to an Oriole organization player who displays great desire, dedication, and loyalty . . . See page 82 for a full explanation and previous winners.

1981: Started the year with Charlotte but was promoted to Rochester in June . . . Led entire O's system in at bats (577), doubles (32), and triples (12) . . . Made major league debut with O's in Sep. and played for **Ray Miller's** Caguas club in the Puerto Rican League during the winter.

Pro Career: Signed by **Lamar North** . . . Led the Southern League in at bats (560) and was 2nd in assists (21) in '80 . . . Hit in Charlotte club record 21 straight games that year . . . Hit career low .201 in 1st year as switch-hitter at Miami in '79 . . . Tied for Florida State League lead in assists (22) . . . Topped Appalachian League in assists in both '78 (11) and '77 (12, tie).

Amateur Background: Played baseball and basketball at Lexington's Henry Clay High School (graduated '76) . . . Was a starstop in high school.

Played one year ('77) at Columbia State Community College in Columbia, TN, batting .358 with 6 homers and 30 rbi . . . Also participated in Little League, Babe Ruth League, and Connie Mack programs.

Personal: John and his wife, the former **Trina Dixon**, were married on Sep. 27, '80 . . . They have one child, **John T. Shelby III** (8/6/85).

MICHAEL (MIKE) ROSS SKINNER


Born: Aug. 5, '64; 6'1"; 193; Bats, R; Throws, R; Position: P.

Birthplace/Residence: Was born, raised, and still lives in Teaneck, NJ.

Contract Status: Signed thru '86.

Tenure: None.

Signed Originally with: Orioles.



YEAR CLUB	W-L	ERA	G	GS	CG	SHO	SV	IP	H	R	ER	BB	SO
1983 Bluefield-1	2-1	3.57	7	1	0	0	0	22.2	13	9	9	14	30
1984 Bluefield	1-1	4.50	3	3	0	0	0	14	25	13	7	7	13
Newark	7-2	2.04	11	11	*7	2	0	79.1	65	25	18	25	55
1985 Hagerstown	5-4	4.50	11	10	2	0	0	74	69	40	37	16	70
Charlotte	11-1	2.51	16	15	3	0	0	111.1	97	37	31	43	70

Pro Totals 26-9 3.05 48 40 12 2 0 301.1 269 124 102 105 238

* Led League

1—Selected by Orioles organization in June '83 free agent draft (12th round regular phase) . . . Signed by John Hagemann on 6/6/83.

THE 1985 SEASON

1985: Established Southern League record for best winning percentage (.917, 11-1) after joining Charlotte in June.

Began season at Hagerstown and after 6 starts was 1-3 with a 5.15 era (43.2 ip, 25 er) . . . Then won 4 straight starts (2.17 era, 29 ip, 7 er) from May 14 thru 31 before losing to Durham, 8-7, on June 5.

Was promoted to Charlotte later that week . . . Went on to win his first 11 decisions with Charlotte giving him 15 wins in 16 decisions from May 14 thru Aug. 27.

Had a 2.33 era (104.1 ip, 27 er) to go with 11-0 record in 15 appearances, 14 starts at Charlotte. In his lone relief appearance, he blanked Memphis on 2 hits over 4 innings to earn a 7-1 win on Aug. 17.

Lost his last regular season start of '85, 6-2 vs. Greenville on Sep. 1 . . . Went at least 5.2 innings in all 14 regular season starts . . . Had his most effective stretch in first 4 starts with Charlotte when he went 3-0 allowing only 6 earned runs in 30.2 innings (1.76).

Was 1-1 in post-season . . . Lost, 8-7, to Columbus on Sep. 6 and beat Huntsville, 3-2, on Sep. 11 in championship series . . . Was 4 innings shy of qualifying for 2nd best era in league.

Pro Career: Has a .743 (26-9) lifetime winning pct . . . In '84, led NY-Penn League in complete games (7) and ranked 8th in era (2.04) while at Newark . . . Was 2nd on club in innings pitched (79.1).

Amateur Background: Graduated from Teaneck (NJ) High School in '82 . . . Was all-league as pitcher and 3rd baseman as senior . . . Was all-league and all-county as quarterback . . . Attended Jacksonville (FL) University and County College of Morris (NJ).

Personal: One of 6 children . . . Enjoys dancing . . . Single.

THE BIRDS AND THE BROWNS

The Baltimore Orioles were charter members of the American League when it began operation in 1901. However, after two seasons, the club was moved to New York where it ultimately became known as the New York Yankees.

The franchise from which the current Orioles descend came into the A.L. in 1901 representing Milwaukee, but in '02 was transferred to St. Louis and named the Browns. In 52 seasons ('02 thru '53) the Browns were, perhaps, the most unsuccessful team in major league history. They were 3,416-4,465 (.433) and finished in the 2nd division 40 times. They won their only pennant in '44 then lost the world series in 6 games to their home town rivals, the Cardinals.

In June, 1951, Bill and Charles DeWitt sold their controlling interest to Bill Veeck who operated the club for the next 2½ seasons. On September 29, 1953, he sold his shares to a group of Baltimore businessmen who brought major league baseball back to this city after a 51-year lapse.

NATHANIEL (NATE) SNELL


Born: Sep. 2, '52; 6'4"; 185; Bats, R; Throws, R; Position: P.

Birthplace/Residence: Born in Orangeburg, SC ... Grew up in Vance, SC ... Spent off-season in Cockeysville, Baltimore County.

Contract Status: Signed thru '86.

Tenure: One year, 11 days.

Signed Originally with: Orioles.



YEAR CLUB	W-L	ERA	G	GS	CG	SHO	SV	IP	H	R	ER	BB	SO
1977 Miami-1	7-7	1.70	16	16	6	2	0	106	106	41	20	15	68
1978 Charlotte	7-13	3.64	28	28	10	2	0	193	193	91	78	44	97
1979 Charlotte	5-2	3.74	10	10	1	0	0	65	65	30	27	29	42
Rochester-2	4-7	4.38	12	12	4	2	0	76	72	44	37	22	35
1980 Shreveport-3	4-4	4.50	33	2	0	0	3	64	77	38	32	18	44
1981 Charlotte	1-2	2.61	8	3	3	1	0	38	32	14	11	10	19
Rochester	1-3	2.63	15	2	0	0	1	41	33	14	12	7	20
1982 Rochester	4-6	3.67	37	0	0	0	5	83	83	40	34	26	31
1983 Charlotte	1-0	0.00	15	1	0	0	5	23	15	0	0	6	7
Rochester-4	6-2	3.60	39	1	1	0	9	70	71	29	28	17	46
1984 Rochester	0-2	4.82	6	0	0	0	0	9.1	13	6	5	7	6
Charlotte	9-4	2.42	52	0	0	0	17	81.2	68	30	22	28	45
Baltimore	1-1	2.35	5	0	0	0	0	7.2	8	2	2	1	7
1985 Baltimore	3-2	2.69	43	0	0	0	5	100.1	100	44	30	30	41
Rochester-5	0-0	0.00	2	2	0	0	0	4.2	4	0	0	0	3
M.L. Totals	4-3	2.67	48	0	0	0	5	108	108	46	32	31	48
Pro Totals	53-55	3.16	321	77	25	7	45	962.2	940	423	338	260	511

1—Signed as an undrafted free agent on 9/5/76.

2—Selected by San Francisco Giants organization in minor league draft on 12/6/79.

3—Released by San Francisco organization on 3/27/81. Signed by Baltimore organization as a free agent on 5/25/81.

4—Became an automatic free agent after 7th pro season under terms of National Association agreement. Re-signed with Orioles organization on 1/17/84.

5—On rehabilitation assignment, Aug. 1-7, '85.

Longest Relief Stints: 6.2 innings, (Sep. 15, '85 at Det.); 5.2 innings (Apr. 22, '85 at Tex.)

Strikeout Highs: 5, (Sep. 15, '85 at Det.); 4, (Sep. 24², '84 vs. N.Y.)

Walk Highs: 3, twice, (May 12, '85 vs. Min. and Aug. 20, '85 at Sea.)

Win Streaks: 3, (June 15 thru July 9, '85).

Pitches: Sinker, slider, change-up.

THE 1985 SEASON

Despite missing one month with a fractured rib, finished 10th in innings pitched among A.L. relievers, and 2nd on club to **Sammy Stewart**.

The oldest rookie in the majors in '85, Nate was the only Oriole regular with an era below 3.00 ... Had the lowest era in the A.L. among rookies with at least 100 innings.

Started the season strong ... Thru June 9, in 17 appearances, had a 1.78 era (50.2 ip, 37 h, 10 er), but was 2 innings shy of qualifying as the A.L. era leader ... Did not allow any of the 13 runners he had inherited to score ... In 7 outings from May 14 thru June 9, he allowed only 2 earned runs over 27.1 innings and had a stretch of 20.1 scoreless innings (May 29 to June 15).

Was hit by line drive off the bat of Minnesota's **Dave Stenhouse** on July 9 and suffered fractured 9th rib on his right side ... Prior to injury was 3-1 with 4 saves and a 2.12 era (72.1 ip, 62 h, 17 er) ... Was leading A.L. relievers in innings pitched and had the best home runs allowed to innings pitched ratio in the A.L. (had allowed only one homer, in his first outing of the season to Toronto's **George Bell** on Apr. 13).

Made 2 appearances at Rochester on rehabilitation assignment and was activated by the Orioles on Aug. 8 ... After return from injury made 16 appearances and was 0-1 with one save and a 4.18 era (28 ip, 38 h, 13 er, 3 hrs) ... Was scored on in 12 of those 16 appearances, including 9 of last 10.

Ratings: Ranked 2nd among Orioles relievers accumulating 24 points in the "Miller-Brown" rating system with 18 holds, 5 saves and 3 wins against 14 squanders and 2 losses ... Finished behind **Don Aase** ... (For details on "Miller-Brown" Rating system, see under **Tippy Martinez's** biography on page 165.)

By-Month: Apr.: 0-1-0, 1.15, 6 g ... May: 0-0-2, 2.67, 8 g ... June: 2-0-1, 1.33, 9 g ... July: 1-0-1, 3.86, 4 g ... Aug.: 0-1-1, 2.61, 6 g ... Sep.-Oct.: 0-0-0, 5.09, 10 g.

2nd Oldest: He is the 2nd oldest player to make his major league debut with the Orioles ... Nate was 32 when he was called up by the Orioles in Sep. '84 ... **Jehosie Heard** was 34 when he debuted with the O's in '54.

Miscellaneous: Had 5 outings of 4 innings or more and gave up a only one run in those appearances combined ... Earned 5 saves in 5 save opportunities ... Was the O's top hurler at home with a 1.88 era (52.2 ip, 11er) in 22 appearances.

PREVIOUS CAREER HIGHLIGHTS

1984: Was recalled by Orioles from Charlotte in September and pitched in 5 of O's last 12 games ... Earned first big league win on Sep. 24² vs. N.Y. with 2 inning stint (4 strikeouts) in 7-6 win.

Was tied for the Southern League lead in saves (17) while at Charlotte ... Was 2nd on club in wins (9) and era (2.42) ... Also 2nd in league in relief pitching points (48, 2 pts. for win or save, minus one pt. for loss) ... Had a league-high 48 games finished in 52 appearances.

Was the O's most effective pitcher during the club's fall tour of Japan ... Claimed half of the O's 8 wins ... Also led team in era (1.08, 16.2 ip, 2 er), innings pitched, strikeouts (15) and was tied for club lead in appearances (8).

1983: Had a combined record of 7-2 with a 2.71 era (93 ip, 86 h, 28 er) and 14 saves in 54 games (2 starts) with Charlotte and Rochester ... Started the season at Charlotte and did not allow a run in 23 innings (15 app.) before promotion to Rochester on May 31.

Led Rochester with 9 saves, had the 2nd lowest era on staff (3.60) and finished 3rd in games (39) ... Finished 32 of 38 relief appearances ... Defeated Tidewater in only start June 3², pitching 7-inning complete game ... Did not allow an earned run in 26 of 38 outings.

Was 2-1 in winter ball for **Ray Miller's** Santurce club in the Puerto Rican League.

Pro Career: Signed by **Dick Bowie** ... Was a starter for his 1st pro season before becoming a reliever in his only season in the San Francisco organization in '80 ... In '77, compiled the best era in the Florida State League (1.70) but fell 6 innings short (106) of qualifying for league title ... Was 3rd in the Southern League in innings pitched (193) in '78 ... Led Charlotte in innings, starts (28), and strikeouts (97) that year ... Was released by Giants in March '81 and after 2 months of inactivity, hurled 5-hit shutout for Charlotte against Knoxville in 1st start on June 12, '81.

Amateur Background: Earned 4 letters in baseball at Tennessee State University in Nashville ... Was team captain and "mvp" in both '75 and '76 ... Played baseball, basketball, and football at Roberts High School in Vance, SC (graduated '72) ... Was captain of all 3 teams as senior as well as all-conference and all-state in basketball.

Played American Legion baseball and had the distinction of pitching his Legion and high school teams to state championships in the same year.

Personal: Has been employed as a substitute teacher during the off-seasons ... Hobbies: horseback riding and tennis ... Nate and his wife, the former **Sheila Macon**, were married on Dec. 24, '83.

ORIOLES RETIRED NUMBERS

No.	Player	Year	No.	Player	Year
20	Frank Robinson (of)	1972	4	Earl Weaver (mgr)	1982
5	Brooks Robinson (3b)	1977	22	Jim Palmer (p)	1985

WILLIAM (BILL) DAVID SWAGGERTY


Born: Dec. 5, '56; 6'2"; 200; Bats, R; Throws, R; Position: P.

Birthplace/Residence: Born in Sanford, FL... Grew up and still lives in East Palatka, FL (southwest of St. Augustine)... Recently moved to Woodbine, MD.

Contract Status: Signed thru '86 season.

Tenure: One years, 23 days.

Signed Originally with: Orioles.



YEAR CLUB	W-L	ERA	G	GS	CG	SHO	SV	IP	H	R	ER	BB	SO
1979 Bluefield-1	5-3	4.76	17	9	3	0	0	68	76	45	36	28	36
1980 Miami	3-1	2.30	19	0	0	0	0	43	39	16	11	22	25
Charlotte	3-6	2.47	26	0	0	0	0	3	51	47	20	14	24
1981 Charlotte	8-5	2.02	35	0	0	0	10	49	35	15	11	19	26
1982 Rochester	6-5	5.38	29	14	3	1	1	92	111	63	55	59	27
1983 Rochester	9-6	4.64	25	17	3	0	0	118.1	136	67	61	37	25
Baltimore	1-1	2.91	7	2	0	0	0	21.2	23	8	7	6	7
1984 Rochester	6-2	2.66	17	10	4	2	0	64.1	53	25	19	30	22
Baltimore	3-2	5.21	23	6	0	0	0	57	68	41	33	31	39
1985 Rochester	11-13	3.24	30	26	*10	2	0	*189	187	73	68	52	58
Baltimore	0-0	5.40	1	0	0	0	0	1.2	3	1	1	2	2
M.L. Totals	4-3	4.59	31	8	0	0	0	80.1	94	50	41	39	48
Pro Totals	55-44	3.77	223	84	23	5	14	754.2	778	374	316	310	250

* Led League

1—Selected by Orioles organization in June '79 free agent draft (26th round, Baltimore's 25th selection, regular phase)... Signed by Jack Sanford on 6/9/79.

Pitches: Fastball, curve, slider and change-up.

1985 SEASON/MAJOR LEAGUE CAREER

Rochester: After a disastrous first half, turned things around and wound up leading the International League in innings (189) and complete games (10)... His 13 wins led Rochester and his 3.24 era was 7th best in the league... For the 2nd time in career, he was the top fielding pitcher in the IL (47 tc, 0 e) and was first in assists (35).

Lost his first 6 decisions and after 18 games (14 starts) entered July with a 2-10 record (4.53, 93.1 ip, 47 er, 1 cg)... Then threw 6 straight complete game wins (July 5 thru Aug. 1) allowing just 36 hits and 6 earned runs in 53 innings (1.02 era).

In last 12 starts was 9-3 with 9 complete games and 1.98 era (95.2 ip, 25 er)... Was named IL "pitcher of the week" (July 15-21) for complete game wins over Pawtucket and Maine.

Credited turnaround to an exercise program that strengthened the muscles in the rotator cuff area of right shoulder (although he had problems with the shoulder later, see below under "Baltimore") and the development of a slider.

Has pitched parts of the last 4 seasons at Rochester and is 32-26 with a 3.94 era (463.2 ip, 203 er) and 20 complete games in 67 starts... Has led the Red Wings in wins two seasons ('83 and '85).

Baltimore: Was recalled by Orioles on Sep. 3 and made only one appearance (in relief at Detroit on Sep. 14) before coming down with a mild case of tendinitis in the right shoulder.

Reliever/Starter: After 31 big league games is 1-2 (6.37 era, 35.1 ip, 25 er) in 8 starts and 3-1 (3.20 era, 45 ip, 16 er) in 23 relief appearances.

Vs. Opponents: Has logged most of his work against the Red Sox and Yankees and fared well vs. both... Has 2 of his 4 big league wins against Boston (2.84 era, 19 ip, 6 er) and although 0-1 vs. the Yankees has a respectable 2.93 era (15.1 ip, 5 er).

PREVIOUS CAREER HIGHLIGHTS

1984: Had outstanding spring training, but didn't join O's until May 18 when he replaced **Jim Palmer** on the roster... Had 2 tours of duty with O's... Was used mostly as a reliever in first stay and

was 2-1 (5.16 era, 29.2 ip, 17 er) in 16 games... Gave up only 2 earned runs in a 17 inning stretch over 8 games from June 10 to July 22.

Returned to Rochester on Aug. 5 and threw one-hitter vs. Pawtucket on Aug. 23... Recalled again by the O's in Sep. and pitched mainly as a starter... Defeated Seattle, 4-3, on Sep. 2, for his first big league win as a starter... Was 1-1 with 5.27 era (27.1 ip, 16 er) in 2nd stint with O's.

Despite spending 110 days with O's, was tied for 2nd on Rochester club in wins and tied for club lead in complete games (4) and shut-outs (2).

Accompanied the O's on fall tour of Japan and posted the club's lowest era during trip (2.40, 15 ip, 4 er) in 7 relief appearances.

1983: Sustained broken right hand during off-season and missed one month of regular season... Was activated at Rochester on May 6 and was 1-1 in 6 relief appearances before joining the Red Wings' rotation on May 30... Won 5 of his first 6 starts and went on to lead the Wings in wins (9) and was 2nd in innings pitched (118.1) and complete games (tied with 3).

Major League Debut: Promoted to Orioles on Aug. 13 and made major league debut that night vs. White Sox replacing injured **Storm Davis**... Stopped Chicago on 2 runs thru 6 innings helping snap O's 7-game losing streak, but did not get win.

1982: He was used in both relief and as a starter for Rochester, the 1st time he had started since '79... Led the International League pitchers in fielding with a 1.000 percentage (0e/32 tc)... Was on Baltimore's major league roster during spring training.

Pro Career: Was Charlotte's top reliever in '81 with a team low 2.02 era and 10 saves... Missed over 3 weeks in June with tendinitis in his right shoulder.

Pitched that winter for **Ray Miller** at Caguas in the Puerto Rican League and was 5-1 with 2 saves when he caught his thumb in a car door in mid-December... Was sent home for the rest of the winter to allow thumb to heal.

Started the '80 season at Miami and was promoted to Charlotte in June... Pitched at Indios in the Colombian League that winter and won the era title at 1.29, hurling a league record 39 consecutive scoreless innings in one span.

Amateur Background: Pitched at Stetson University (DeLand, FL) in '78 and '79 and at St. John's River C.C. (Palatka, FL) in '76 and '77... Played 4 years each of baseball and football at Palatka South High School (graduated '75)... Was team captain and "mvp" as senior when Palatka won state baseball title.

Also participated in Little League, Babe Ruth League, American Legion, and Cape Cod League programs.

Personal: Is a member of the Fellowship of Christian Athletes... Graduated from Stetson in '79 with a degree in physical education... Hobbies: fishing and reading. Married **Kathy Lioi** on Oct. 20, '84, just 4 days before O's left for tour of Japan where they combined honeymoon with baseball... **Kathy** was "Miss Oriole" during the '83 and '84 seasons.

JAMES (JIM) JOSEPH TRABER


Born: Dec. 26, '61; 6'0"; 194; Bats, L; Throws, L; Position: OF-1B.

Birthplace/Residence: Born in Columbus, OH... Grew up and still lives in Columbia, MD.

Contract Status: Signed thru '86.

Tenure: 10 days.

Signed Originally with: Orioles.



JIM TRABER (Cont.)

YEAR CLUB	AVG.	G	AB	R	H	2B	3B	HR	RBI	BB	SO	SB	CS	HP
1982 Bluefield—1	.323	61	235	41	76	18	3	9	63	20	31	22	4	4
Hagerstown	.346	7	26	1	9	2	0	0	2	3	1	0	2	0
1983 Hagerstown	.274	128	449	73	123	22	1	14	79	75	81	21	10	7
1984 Hagerstown	.358	48	165	33	59	15	0	2	29	26	19	14	3	0
Charlotte	.351	75	296	51	104	17	2	16	56	32	27	8	4	2
Baltimore	.238	10	21	2	5	0	0	0	2	2	4	0	0	0
1985 Rochester	.265	80	279	32	74	13	2	7	37	18	36	3	2	3

Pro Totals .306 409 1471 233 450 87 8 48 268 176 199 68 25 16

GWRBI: '84-Bal.-0; '85-Roch.-7; Total: 7.

1—Selected by Orioles in June '82 free agent draft (21st round).

THE 1985 SEASON

1985: Spent entire season at Rochester, but missed 7 weeks after injuring his left knee on May 20 in a game vs. the Maine Guides . . . Suffered torn cartilage and was operated on May 22 . . . Didn't return until July 9.

Despite playing in only 80 games, was 2nd on club with 7 gwrbi . . . Played 20 games at first base, 43 in the outfield and 18 as dh . . . Was batting .306 (49-15) after 15 games . . . At time of injury had .279 (104-29) average with 1 hr, 14 rbi in 31 games.

Batted only .162 (37-6) in first 12 games back from surgery lowering average to season-low .248 on July 23 . . . Then hit safely in 8 straight games (.364, 33-12) . . . In a 4-game series with Toledo (July 27-30) went 6-for-16 with 4 hr and 2 gwrbi.

Went 4-for-5 with a game-winning grand slam vs. Tidewater on Aug. 18, starting him on a 12-for-29 (.414) week (Aug. 18-23).

PREVIOUS CAREER HIGHLIGHTS

1984: Began season with Hagerstown and was batting .358 (165-59), 2nd in Carolina League when promoted to Charlotte on June 21 . . . Despite spending only half the season there, led club with 16 home runs . . . His .351 (296-104) average led Charlotte, but he lacked enough plate appearances to qualify for SL batting title.

Had a composite .354 average (461-163) at Charlotte and Hagerstown with 18 hrs and 85 rbi in 123 games . . . Went as long as 3 games without a hit only once . . . Was co-recipient of "Maryland Star of the Future" Award from Maryland Professional Baseball Players Association.

Baltimore: Was promoted to the Orioles on Sep. 21, following the Southern League playoffs . . . Appeared in 10 of O's last 11 games including 6 starts as designated hitter . . . First hit was single off Boston's **Oil Can Boyd** on Sep. 21 in his 2nd at bat of first game.

Japan: Batted .286 (28-8) with 2 home runs (both in same game) and 6 rbi in 9 games during fall tour of Japan.

1983: With Hagerstown, led Carolina League 1st basemen in fielding (.991), games (119), putouts (1006), total chances (1070) and double plays (96) . . . Was 2nd on club in stolen bases with 21 and 3rd in hits (123) and home runs (14) . . . Played in league all-star game.

1982: Signed by **Jim Gilbert** . . . Named to Appalachian League all-star team while with Bluefield . . . Tied for league lead in rbi (63) and led in game-winning rbi (10) . . . Was 2nd in league in doubles (18), 4th in slugging (.540), 5th in homers (9) and 7th in batting (.323) . . . Led league 1st basemen in games (59), total chances (581), putouts (540), assists (34) and double plays (44).

Promoted to Hagerstown for final week of season . . . Composite average was .326 (261-85).

Amateur Background: Attended Oklahoma State University on a football scholarship . . . Started at quarterback sophomore year in '80 . . . Led team to College World Series in baseball in '81 & '82 . . . Set numerous records at OSU including career batting average (.392), hits, doubles, total bases and rbi . . . Set Big Eight record with 26 doubles in single season . . . Was All-Big Eight and honorable mention All-America as sophomore . . . Was a 3-sport star at Wilde Lake High School in Columbia, Maryland (graduated '79) . . . Starred in football, basketball and baseball . . . Was named "Prep Athlete of the Year" by the *Evening Sun* in '79.

Personal: Is an accomplished professional singer . . . Sang the National Anthem at Memorial Stadium before the game on Sep. 21, the night of his major league debut . . . Has also sung the anthem before many of his minor league games . . . Single.

ALAN ANTHONY WIGGINS


Born: Feb. 17, '58; 6'2"; 164; Bats, L-R; Throws, R; Position: 2B.

Birthplace/Residence: Born and grew up in Los Angeles, CA . . . Resides in San Diego.

Contract Status: Signed four-year contract extending thru '88 season, in Feb., '85.

Tenure: 4 years, 13 days.

Signed Originally with: California.



YEAR CLUB	AVG.	G	AB	R	H	2B	3B	HR	RBI	BB	SO	SB	CS	HP
1977 Idaho—1	.271	63	225	64	61	3	1	1	23	54	29	25	5	4
1978 Quad Cities—2	.201	49	169	30	34	3	0	1	12	37	15	26	7	0
1979 Clinton—3	.257	95	296	57	76	3	1	0	27	65	40	43	14	2
1980 Lodi	.288	135	13	108	148	10	5	0	35	82	54	120	25	6
1981 San Diego—4	.357	15	14	4	5	0	0	0	0	1	0	2	0	0
Hawaii	.302	133	513	97	155	17	8	0	33	62	33	73	15	4
1982 Hawaii	.312	19	77	14	24	2	4	1	4	9	5	21	1	0
San Diego	.256	72	254	40	65	3	3	1	15	13	19	33	6	1
1983 San Diego	.276	144	503	83	139	20	2	0	22	65	43	66	13	1
1984 San Diego	.258	158	596	106	154	19	7	3	34	75	57	70	21	3
1985 San Diego	.054	10	37	3	2	1	0	0	0	2	4	0	1	0
Las Vegas—5	.250	2	8	2	2	0	0	0	1	1	0	0	0	0
Rochester—6	.182	6	22	1	4	1	0	0	1	4	0	1	2	0
Baltimore	.285	76	298	43	85	11	4	0	21	29	16	30	13	2

A.L. Totals .285 76 298 43 85 11 4 0 21 29 16 30 13 2

N.L. Totals .260 399 1404 236 365 43 12 4 71 156 123 171 41 5

M.L. Totals .264 475 1702 279 450 54 16 4 92 185 139 201 54 7

GWRBI: '82-4; '83-2; '84-0; '85-0; Total: 6.

* Led League

1—Selected by California Angels in January '77 free agent draft (1st round).

2—Released by Angels on 6/10/78.

3—Signed as a free agent by Los Angeles Dodgers organization on 1/26/79.

4—Drafted by San Diego Padres, 12/8/80.

5—Acquired by Orioles from San Diego Padres organization on 6/27/85 in deal for pitcher Roy Lee Jackson and minor league player to be named later . . . Assigned to Rochester.

6—Reported to Orioles, 7/5/85.

League Championship Series Record

YEAR CLUB, OPP.	AVG.	G	AB	R	H	2B	3B	HR	RBI	BB	SO	SB	CS	HP
1984 SD vs. Chi.	.316	5	19	4	6	0	0	0	1	2	2	0	1	0

World Series Record

YEAR CLUB, OPP.	AVG.	G	AB	R	H	2B	3B	HR	RBI	BB	SO	SB	CS	HP
1984 SD vs. Det.	.364	5	22	2	8	1	0	0	1	0	2	1	0	0

Career Highs, Game: **Runs—3, four times**, (the latest Sep. 2, '85 vs. Oak. at Bal.); **Hits—4**, (Sep. 26, '85 at Mil.); **RBI—3, twice**, (the latest June 23, '83 at L.A.); **SB—5**, (May 17, '84 vs. Mont. at S.D.); **4**, (July 21, '84 at Pitt.).

Hitting Streaks: 13, (May 23 thru June 10, '82); **11**, (Aug. 2 thru 15, '85).

Grand Slams: None.

THE 1985 SEASON

Began the season with San Diego, but missed the first 8 days because of a (right) knee injury (medial collateral ligament). After recovering, he appeared in only 10 games for the Padres, the last on Apr. 24 at San Diego vs. the Braves.

Left the club the following day because of personal problems. Was placed on the rehabilitation list Apr. 27, then sent to Las Vegas (PCL) on injury rehabilitation June 18.

After he was acquired by the O's (June 27), he went to Rochester on Saturday, June 29, and appeared in 6 games for the Red Wings. He then joined the O's in Kansas City June 5 and was immediately thrown into the starting lineup, the first of his 74 starts for the Birds.

Despite playing in only 76 games with Baltimore, stole a club-high, 30 bases, 8th in the A.L. . . . Also led club with 6 sac hits . . . Was 4th on club in batting (.285) and led the O's in batting with runners in scoring position (.380, 50-19).

ALAN WIGGINS (Cont.)

Jumped off to a good start (.381, 22-7) in first 5 games, but a 3-for-34 (.088) slump followed and left him with a season low .179 (56-10) average on July 24 after 15 games with the O's.

He then hit safely in 24 of 26 games (including an 11-game streak) while hitting .356 (104-37) to raise his average to .294 (164-48) on Aug. 23 . . . His best stretch was from July 26 thru Aug. 13 (2½ weeks) when he hit .383 (68-26) in 16 games . . . In final 61 games beginning July 25, he batted .310 (242-75).

1985 AND MAJOR LEAGUE CAREER

Stolen Bases: Became only the 4th player in Orioles history to steal 30 bases in one season (**Al Bumbry** did it 3 times and **Don Baylor** and **Luis Aparicio** did it twice).

Was the A.L.'s 2nd leading base stealer from his first day with O's (July 5) thru the end of the season . . . Only **Rickey Henderson** stole more (44-30) during that period.

Career stolen base rate is 201-254 (.782) 11th best among active major leaguers (min. 100 stolen bases) . . . Despite playing only 2 full seasons, is 26th among active major leaguers with 201 stolen bases.

Became only the 4th National League player since the turn of the century to steal 5 bases in a game when he did it against Montreal on May 17, '84 . . . Joined **Dennis McGann** (New York, '04); **Davey Lopes** (Los Angeles, '74); and **Lonnie Smith** (St. Louis, '82) in that elite group.

Twice during '84 he stole home . . . First off **Jerry Reuss** on April 12 at Dodger Stadium and again on Aug. 24 against **Mike LaCoss** at Houston . . . Led the Padres in steals in '82, '83 and '84.

Tough to Fan/Double Up: Was the toughest player to strike-out in the A.L. (min. 300 plate appearances) striking out only 16 times in 335 pa's, an average of one per 20.93. Ranked just ahead of Minnesota's **Mickey Hatcher** (1/20.30) and Boston's **Bill Buckner** (1/19.94).

Was 3rd in N.L. in '84 in that department (1/12.1) . . . During big league career has whiffed only 139 times in 1,941 app's (1/13.95).

Has bounced into only 12 double plays in 1,702 big league at bats (1/141.8) . . . Was first in that category in the N.L. in '84 (596-2, 1/298) and 2nd in '83 (503-3, 1/167.6).

Opponents: Was the O's leading hitter vs. the Eastern Division with a .314 mark (118-37) . . . Was also the club leader vs. Cleveland (.429, 21-9), Detroit (.412, 17-7) and Milwaukee (.500, 12-6) . . . In first trip to Comiskey Park, went 9-for-18 in 4 game series vs. White Sox.

Vs. Tigers: Including play in the '84 World Series has batted .385 (39-15) in 9 games vs. Detroit.

Switch-Hitting: A natural righthanded hitter . . . Started switch-hitting in first year of pro ball with Angels' organization . . . With O's batted .314 (105-33) righthanded and .269 (193-52) left-handed . . . Has a .303 (541-164) career mark righthanded and .246 (1161-286) as a lefty . . . Has hit all 4 career hrs from the right side.

Fielding: Committed 14 errors in 76 games at second base . . . Had made only 4 in first 44 games, but committed 8 in 16-game stretch from Sep. 6 thru Sep. 29.

Made switch from outfield to second base with San Diego at the beginning of '84 season (**Juan Bonilla** was the Padres' 2nd base starter in '83) . . . Made 12 errors in first 28 games at 2nd, but went on to lead all major league second basemen in putouts with 391.

Broke into pro ball as 2nd baseman, but played all 4 infield positions and outfield during minor league career . . . Began major league career as an outfielder with San Diego in '81 . . . Did play one game at 2nd in '82 and saw action in 45 games at first base in '83 (while subbing for injured **Steve Garvey**).

By-Month Lifetime: Apr.—.170 (141-24), 0 hr, 4 rbi . . . May—.292 (281-82), 2 hrs, 13 rbi . . . June—.253 (288-73), 0 hr, 19 rbi . . . July—.258 (314-81), 1 hr, 18 rbi . . . Aug.—.299 (314-94), 1 hr, 19 rbi . . . Sep.—.271 (354-96), 0 hr, 19 rbi.

Post-Season: Was San Diego's 2nd leading hitter in '84 post-season (vs. Cubs, Tigers) with a .341 (41-14) average in 10 games . . . Led the club with 8 World Series hits vs. the Tigers . . . Was 3-for-5 in game 2 of World Series, Padres' only win.

Miscellaneous: Has not homered in his last 122 games (524 plate appearances) . . . Last home run came Aug. 20, '84 off **Sid Fernandez** of the Mets.

PREVIOUS CAREER HIGHLIGHTS

1984: Set San Diego club records for runs (106) and stolen bases (70) . . . Was 3rd in N.L. in stolen bases behind Montreal's **Tim Lincecum** (75) and Philadelphia's **Juan Samuel** (72) . . . Tied for 2nd in league with **Raines** in runs scored behind Chicago's **Ryne Sandberg** (114).

Played in career-high 158 games, all at 2nd base . . . Also led club with 14 sacrifice hits, tied for 2nd most in N.L.

Had a .342 on base pct. which helped major league batting leader **Tony Gwynn** considerably . . . **Gwynn**, batting behind Wiggins, batted .412 with Wiggins on base.

1983: Was not in the lineup when the season began, but played extensively at 2 positions before season was over . . . Broke into starting lineup on Apr. 28 as an outfielder and played 105 games there. Was moved to 1st base where he played the final 45 games of the year for **Steve Garvey** who broke his thumb . . . Was selected "Most Valuable Padre" by the San Diego Chapter of the BBWAA.

Established a Padre record for stolen bases with 66, 2nd in the N.L. behind **Tim Lincecum** (90) . . . Twice that season he had streaks of 19 straight stolen bases without being caught . . . 17 times he had more than one stolen base in a game and on 3 occasions he swiped 3 in a game . . . Led the club in runs scored (83) . . . Grounded into only 3 double plays all season.

1982: Was recalled from Hawaii on May 3 and proceeded to hit in a career-high 13 straight games from May 23 to June 10 . . . During his 1st month with the Padres, he hit safely in 20 of 21 games, with 18 stolen bases and 21 runs scored . . . Stole 30 of 39 bases (79%) . . . Hit 1st major league homer off St. Louis' **Dave LaPoint** on May 20.

Minors: In 1981, had a big year at Hawaii, batting .302, scoring 97 runs and leading the PCL in stolen bases with 73 . . . Set an all-time pro baseball record in 1980 when he stole 120 bases for Lodi in the California League. League managers voted him the most likely player to succeed in the majors.

Personal: He and his wife, **Angie**, have 2 children, 5-year-old **Cassandra** and, **Alan, Jr.**, born on July 19, '85 . . . Is an avid fisherman.

MICHAEL (MIKE) DARREN YOUNG


Born: Mar. 20, '60; 6'2"; 194; Bats, L-R; Throws, R; Position: OF.

Birthplace/Residence: Born in Oakland, CA . . . Now lives in Hayward, CA.

Contract Status: Signed thru '86.

Tenure: 2 years, 57 days.

Signed Originally with: Orioles.



YEAR CLUB	AVG.	G	AB	R	H	2B	3B	HR	RBI	BB	SO	SB	CS	HP
1980 Miami-1	.267	115	393	72	105	13	8	5	52	73	91	18	6	2
1981 Miami	.345	63	235	32	81	19	6	3	34	35	48	17	4	2
Charlotte	.320	75	275	58	88	16	3	12	45	45	67	23	5	1
Rochester	.333	1	3	0	1	0	0	0	0	0	1	0	0	0
1982 Rochester	.265	137	502	86	133	22	11	16	62	82	140	11	7	6
Baltimore	.000	6	2	2	0	0	0	0	0	0	1	0	0	0
1983 Rochester	.284	102	373	62	106	14	8	14	66	56	93	18	5	1
Baltimore	.167	24	36	5	6	2	1	0	2	2	8	1	0	1
1984 Rochester	.333	20	72	17	24	6	1	4	15	9	19	0	1	0
Baltimore	.252	123	401	59	101	17	2	17	52	58	110	6	2	7
1985 Baltimore	.273	139	450	72	123	22	1	28	81	48	104	1	5	4
M.L. Totals	.259	292	889	138	230	41	4	45	135	108	223	8	7	12
Pro Totals	.280	805	2742	465	768	131	41	99	409	408	682	95	35	24

MIKE YOUNG (Cont.)

GWRBI: '82-Bal.-0; '83-Bal.-1; '84-Bal.-7; '85-9; Total: 17.

* Led League

1—Selected by Orioles organization in January '80 free agent draft (1st round secondary phase).
Signed by Caesar Sini Baldi on 1/14/80.

Career Highs, Game: **Runs—3**, (Apr. 23, '85 at Tex.); **Hits—4**, (Apr. 23, '85 at Tex.); **3, 6 times** (3 in '85); **Home Runs—2, 3 times**, (the latest Sep. 10, '85 at Bos.); **RBI—5**, (Aug. 17, '85 vs. Tex. at Bal. and Sep. 20, '84 vs. Bos. at Bal.); **4**, (Sep. 3, '84 at Det.).
Hitting Streak: 15, (July 6 thru 24, '85); **9**, (Sep. 16 thru 24, '84).
Grand Slams: 1, (See page 14).

THE 1985 SEASON

Ranked among the top sluggers in the A.L. during the 2nd half of the season . . . Hit a club-high 20 home runs after the all-star break . . . Thru July 11, had only 6 hrs and 23 rbi in 61 games, but had 22 hrs and 58 rbi the final 78 games (for further details see below under "Home Runs").

Was 8th in the A.L. in slugging (.513), established club record for rbi in one month (32) in August (see below under "Record Month").

Was 2nd on the club in homers (28) to **Murray**, and has now hit 45 in his first 2 full seasons . . . Finished 3rd to **Murray** and **Cal Ripken** in rbi (81), runs (72), game-winning rbi (9), total bases (231), and key runs produced (43).

On July 5, was batting only .231 (143-33) with 6 hrs and 19 rbi and had started only 32 of O's first 76 games . . . Had not started consecutive games for over a month, but began starting regularly on July 6 and immediately hit safely in career-high 15 straight games (.423, 52-22) thru July 24, raising average to season-high .283.

Batted .293, (307-90) with 22 hrs and 62 rbi, after July 6 while starting 80 of the remaining 85 games . . . Prior to that date his average had been above .250 for only the first 3 days of the season.

Made 74 starts in leftfield, 7 in right and 31 as designated hitter.

Home Runs: His 22 home runs from July 12th to end of season were bettered in the A.L. only by **Don Mattingly** (27) and **Darrell Evans** (23). **Steve Balboni** also hit 22 in that span.

Had incredible streak of 20 hrs and 49 rbi in 51 games (189 at bats) from July 12 thru Sep. 10 . . . Hit 9 in 13 games from Aug. 2 thru 17, including 6 in 7 games (Aug. 11-17) leaving him one shy of the club record for most home runs in a week held by **Boog Powell**, who hit 7, June 23-27, '64.

Hit 11 home runs in August, only **Jim Gentile** and **Frank Robinson** have hit more in one month in O's history (for further details see below under "Record Month").

Had the 6th best home runs-per-at bats ratio in the A.L. (one homer every 16.07 at bats) behind **Darrell Evans**, Det., 1/12.61; **Ron Kittle**, Chi., 1/14.57; **Carlton Fisk**, Chi., 1/14.67; **Gary Roenicke**, N.Y. 1/15.00; and **Gorman Thomas**, Sea., 1/15.12 . . . His was the 8th best ratio in the majors.

Had the 2nd and 3rd 2-homer games of career . . . Cracked 5 game-winning home runs, tied for 2nd on club with **Murray** behind **Fred Lynn** (6) . . . **Murray** was the only switch-hitter in the big leagues with more homers.

Record Month: Set a club record for most rbi in one month with 32 in August . . . Broke record of 31 held jointly by **Doug DeCinces** (July '78) and **Boog Powell** (July '69) . . . Batted .298 (94-28) in August . . . During the month had five 2-rbi games, four 3-rbi games and a 5-rbi game.

Had best stretch from Aug. 1 thru 17, when he drove in 24 runs in 14 games while batting .347 (49-17) with 9 hrs and 13 runs scored . . . Drove in 17 runs (with 6 hrs) in 7 games (Aug. 11-17).

Was A.L. "player of the week" from Aug. 12-18 when he hit .368 (19-7) with 5 hrs (all at home), including 3 game-winners, and 13 rbi in 6 games.

Batted .302 (53-16) with 7 hrs and 23 rbi during the O's best surge of '85 when they went 11-3 from Aug. 10 thru 19.

Batting: Batted .298 (114-34) with runners in scoring position . . . Drove in 25 tie or lead runs, 3rd on the club . . . Produced 43 key rbi (put O's within one run of a tie, tied, put club ahead, put club ahead by 2 runs).

Delivered "sudden death" bases loaded single against **Gene Mauch's** 5-man infield off **Donnie Moore** in 9th inning on Sep. 7 giving O's 4-3 win . . . Also beat Tigers' **Willie Hernandez** with homer in bottom of 10th on July 2, after **Ripken** had tied game in 9th on home run off the Tiger lefty.

Vs. Opponents: Batted over .300 against 5 clubs (California, Detroit, Kansas City, Milwaukee and Texas) . . . Was the O's top hitter vs. Texas (see below under "Vs. Texas") and Kansas City.

Batted .375 (40-15) with 3 hrs against the Royals giving him a .311 (61-19) lifetime mark vs. the World Champions . . . Hit club-high 3 homers vs. Boston, all coming off **Bruce Hurst**, including 2 in one game Sep. 10'.

Vs. Cleveland: Hit a club-high 5 hrs. against Cleveland including 3 in 4 at bats over 2 games (Aug. 13-14) . . . In 18 career games vs. the Indians has 7 hr and 18 rbi, both career highs . . . In 9 games at Cleveland during his career has 4 hrs and 11 rbi.

Vs. Texas: Was the O's top hitter against the Rangers leading the club with a .390 (41-16) average, 5 hrs and 17 rbi in 11 games . . . Tied career high with 5 rbi vs. Rangers on Aug. 17 . . . Batted .476 (21-10) with 3 hrs and 9 rbi in 5 games at Arlington Stadium . . . Now has a career-high .321 (56-18) lifetime mark against Texas including a .367 (30-11) at Texas.

Switch-Hitting: For the first time since becoming a switch-hitter in '80 Florida Instructional League, he hit higher from the right side (.293, 181-53) than from the left (.260, 269-70).

Hit 12 homers righthanded, 16 lefthanded, and for the first time in career, homered from each side in one game, on Aug. 13 vs. Cleveland (off **Ramon Romero** and **Rich Thompson**).

Struck out 70 times lefthanded (1/3.84 at bats) and 34 times righthanded (1/5.32).

His career marks are .265 (569-151) lefthanded, .247 (320-79) righthanded . . . Natural lefthanded hitter . . . Worked closely with former O's batting instructor **Ralph Rowe** on conversion to switch-hitting.

By-Month '85: **Apr.**— .217 (60-13), 2 hrs, 6 rbi . . . **May**— .233 (43-10), 2 hrs, 7 rbi . . . **June**— .258 (31-8), 1 hr, 5 rbi . . . **July**— .319 (91-29), 6 hrs, 14 rbi . . . **Aug.**— .298 (94-28), 11 hr, 32 rbi . . . **Sep.-Oct.**— .267 (131-35), 6 hrs, 17 rbi.

Miscellaneous: Struck out a club-high 104 times, tied for 10th in the A.L. . . . Batted .333 (18-6) as a pinch-hitter, 2nd on club to **Lee Lacy** . . . Had an 0-for-21 slump from Apr. 14 thru 20.

For the 2nd straight year, led club in hit by pitches (4) . . . Batted in every spot in the lineup except 3rd and 4th (Primarily 5th, 6th & 7th) . . . Led Oriole outfielders in errors (5).

PREVIOUS CAREER HIGHLIGHTS

1984 Season: Finished 2nd among A.L. rookies in homers with 17 behind **Alvin Davis** of Seattle (27) . . . Was 3rd in rbi among the league's rookies with 52 behind **Davis** (116) and Minnesota's **Tim Lincecum** (61).

Joined the O's from Rochester on May 7 . . . Was 3rd on the O's in at-bats (401), runs (59) and gwrbi (7); tied for 3rd in hits (101), walks (58) and in homers and rbi . . . Had 11 hrs the last 2 months of the season, most on the club . . . Hit first major league homer off Seattle's **Ed Vande Berg** at Memorial Stadium on May 19 . . . Hit first major league grand slam off Detroit's **Aurelio Lopez** on Sep. 3, breaking a 3-3 tie with 2 out.

Before joining the O's, was leading Rochester in hitting (.333, 72-24) homers (4) and rbi (15) . . . Got off to a slow start, but batted .377 (53-20) in last 16 games at Rochester.

1983, Baltimore: Was recalled from Rochester on June 24 when **Dan Ford** went on the disabled list . . . Hit .214 (28-6) in 15 games . . . Singled off N.Y.'s **George Frazier** on June 30 for 1st major league hit . . . Returned to Rochester when **Ford** was reactivated . . . Recalled in Sep. and was 0-for-8 in 10 games.

Rochester: Despite stint in Baltimore, still led Red Wings in rbi (66), tied for team lead in stolen bases (18), 2nd in homers (14) and triples (8) . . . Batted .262 (244-64) with 8 homers and 46 rbi in 65 games before his 1st recall and .326 (129-42) with 6 homers and 20 rbi in 37 games during his 2nd stay in Rochester.

MIKE YOUNG (Cont.)

1982: Tied for 2nd in International League with 137 games played, was 3rd in triples (11), and 4th in walks (82) ... Hit 16 homers and topped the I.L. with 140 strikeouts.

Joined the Orioles on Sep. 11 and made major league debut as pinch-runner Sep. 14¹ vs. New York.

Pro Career: In '81 hit a composite .331 (513-170) with 15 homers, 79 rbi and 40 stolen bases in 139 games with 3 clubs ... Was leading the Florida State League in batting when promoted from Miami to Charlotte on June 17 ... Was selected to FSL all-star outfield at end of season despite spending only 2 months in league.

In '80 had the highest average among the regulars at Miami at .267 and led the Florida State League with 17 assists ... Selected one of the club's "hardest workers" in Florida Instructional League that fall.

Amateur Background: Played one season at St. Mary's College (Moraga, CA) ... Transferred to Chabot Junior College in Hayward, CA in Sep. '79 and played fall baseball there.

Lettered in baseball and basketball at Hayward High School (graduated '78) ... Was all-league in baseball 3 seasons and team captain senior year ... Was drafted by the Cleveland Indians out of high school but did not sign.

Also participated in Little League, American Legion and Connie Mack baseball programs.

Personal: Hobbies: music, fishing, and racquetball ... Single.

NON-ROSTER PLAYERS

JEFFREY (JEFF) SCOTT BALLARD


Born: Aug. 13, '63; 6'3"; 195; Bats, L; Throws, L; Position: P

Birthplace/Residence: Born, raised and still lives in Billings, MT.

Roster: Hagerstown

Tenure: None.

Signed Originally with: Orioles.



YEAR CLUB	W-L	ERA	G	GS	CG	SHO	SV	IP	H	R	ER	BB	SO
1985 Newark—1	10-2	1.41	13	13	6	*3	0	96	78	20	15	20	9

* Led League

1—Selected by Orioles in June '85 Free Agent Draft (7th Round).

1985 SUMMARY

Newark: Led club in wins (10), era (1.41), complete games (6) and strikeouts (91) ... Was tied for NY-Penn League lead with 3 shutouts beating Utica on 5-hitter July 10, Watertown on a 7-hitter Aug. 5, and Niagara Falls on a 8-hitter Aug. 27.

Was 3rd in the league in era ... Averaged 7.1 innings in his 13 starts ... Gave up 2 earned runs or less in 12 of 13 starts ... Held opponents to .217 (359-78) average.

Was 5-0 in first 6 starts with a 0.88 era (41 ip, 4 er) ... Suffered first loss at Elmira on July 30, then went 5-1 in last 6 starts with 4 complete games.

Had season-high 12 strikeouts vs. Geneva on Aug. 20 ... Had 3rd best strikeouts-to-walk ratio in league.

College: Posted a 14-4 record for 5th ranked Stanford ... Tied school record for most wins in a season ... Finished with 3.46 era in 150 innings, 4 innings shy of school record for most innings in a season ... Struck out 121 batters, tied for 12th in the nation, 2nd most in school's history for one season.

Set school record for career wins (37), innings (428) and strikeouts (316) ... Named All-Pac 10 in '83 and '85 ... Also established Pac-10 record for career innings.

Personal: Earned degree in geophysics from Stanford ... Credits former Oriole **Dave McNally**, a neighbor of Jeff's in Billings, with helping his career ... Enjoys camping, golfing and fishing ... Played baseball and basketball at Billings West High School ... Also played American Legion ball.

JUAN GUILLERMO BONILLA


Born: Feb. 12, '56; 5'9"; 170; Bats, R; Throws, R; Position: 2B

Birthplace/Residence: Was born and raised in Santurce, Puerto Rico ... Now resides in Quincy, FL

Roster: Rochester

Tenure: 3 years, 145 days

Signed Originally with: Cleveland.



YEAR CLUB	AVG.	G	AB	R	H	2B	3B	HR	RBI	BB	SO	SB	CS	HP
1978 Waterloo	.291	130	470	81	137	32	1	13	78	41	25	12	3	3
1979 Chattanooga	.273	138	550	80	150	26	0	5	59	34	39	3	5	2
1980 Tacoma	.303	139	502	66	152	27	2	4	55	19	39	12	5	0
1981 San Diego	.290	99	369	30	107	13	2	1	25	25	23	4	9	2
1982 San Diego	.280	45	182	21	51	6	2	0	8	11	15	0	1	1
1983 San Diego	.237	152	556	55	132	17	4	4	45	50	40	3	0	3
1984	Did Not Play													
1985 New York (A.L.)	.125	8	16	0	2	1	0	0	2	0	3	0	0	0
Columbus	.330	102	388	60	128	22	0	1	52	36	26	9	4	1
A.L. Totals	.125	8	16	0	2	1	0	0	2	0	3	0	0	0
N.L. Totals	.262	296	1107	106	290	36	8	5	78	86	78	7	10	6
M.L. Totals	.260	304	1123	106	292	37	8	5	80	86	81	7	10	6

* Led League

1—Signed as a free agent by Cleveland on 1/6/78.

2—Acquired by San Diego from Cleveland in deal for pitcher Bob Lacey on 4/1/81.

3—Released by San Diego on 3/26/84.

4—Signed as a free agent by New York Yankees on 2/26/85.

5—Released by New York on 12/20/85 ... Signed as a free agent by Orioles organization on 1/15/86.

Career Highs, Game: **Runs—3, twice**, (Aug. 30, '81 vs. St. L. at S.D. and June 29, '83 vs. L.A. at S.D.); **Hits—4, 3 times**, (the latest May 14, '82 at Mtl.); **RBI—3, twice** (May 8, '82 at Phi. and May 28, '83 vs. N.Y. at S.D.)

Hitting Streaks: **12**, (Apr. 13 thru 27, '82); **11**, (Apr. 29 thru May 10, '82).

Grand Slams: **None.**

THE 1985 SEASON

After sitting out '84, returned to lead the International League in hitting (.330, 338-128) while with Yankees' affiliate Columbus.

Began the season with New York, but was assigned to Columbus on Apr. 30 ... Was recalled again by the Yankees in September.

Columbus: Named International League all-star 2nd baseman ... Played 60 games at 2nd, 19 at 3rd and 23 at shortstop ... Tied for 2nd in league in gwrbi (11) and was the 3rd hardest to strikeout in league (1 every 16.73 plate appearances).

Led Columbus in hits and was 2nd in at bats and doubles ... Batted over .300 against 6 of 7 IL opponents ... Had most success against Rochester batting .400 (65-26) with 4 gwrbi in 19 games ... Had 4-hit game vs. Red Wings on June 2.

Had hitting streaks of 17 games (May 9 thru 28) and 13 games (June 4 thru 17) ... Had 38 multi-hit games (4h-1, 3h-5, 2h-32).

Hit safely in 22 of first 24 games and 83 of 102 overall ... Went as long as 3 games without a hit only once ... Went 2 consecutive games without a hit only 2 other times.

Went over .300 on May 6 after 6 games and stayed there the rest of season ... Average reached high of .386 on May 20 ... Batted .408 (49-20) in August.

JUAN BONILLA (Cont.)

New York: Appeared in 8 games, all at 2nd base ... Made 3 starts.

MAJOR LEAGUE CAREER HIGHLIGHTS

San Diego: His 45 rbi in '83 are the most by a 2nd baseman in Padres' history ... Led Padres in games played (152), triples (4) and was 3rd in runs (55), hits (132) and walks (50) ... Had 45 hits in his first 31 games, including 2 4-hit games and 2 3-hit games ... Was leading the N.L. in hits midway thru May.

In '82, batted .280 (182-51) and had the 2 longest hitting streaks of career ... Hit safely in 12 straight (Apr. 13 thru 27) went hitless the next day, then hit in 11 straight (Apr. 29 thru May 10) ... Suffered a compound fracture of left wrist in a first base collision with St. Louis' **Willie McGee** on May 19 and was on the disabled list until September 22.

Went to '81 spring training with Cleveland, but was traded to the Padres just prior to the start of season ... Led N.L. 2nd basemen in batting in '81 with a .290 (369-107) average, the highest mark ever by a Padre second baseman ... Named to Topps All-Rookie team ... Struck out only 23 times in 407 plate appearances, 7th toughest to fan in league.

Career Vs. N.L.: Atl.: .297 (158-47), 1 hr, 14 rbi ... Chi.: .364 (66-24), 0 hr, 8 rbi ... Cin.: .255 (102-26), 0 hr, 9 rbi ... Hou.: .149 (101-15), 2 hrs, 9 rbi ... L.A.: .288 (111-32), 1 hr, 7 rbi ... Mtl.: .214 (84-18), 0 hr, 2 rbi ... N.Y.: .204 (93-19), 0 hr, 8 rbi ... Phi.: .286 (91-26), 1 hr, 6 rbi ... Pit.: .241 (79-19), 0 hr, 6 rbi ... St.L.: .289 (97-28), 0 hr, 5 rbi ... S.F.: .288 (125-36) 0 hr, 10 rbi.

Career By-Month: Apr.: .294 (218-64), 1 hr, 19 rbi ... May: .272 (254-69), 1 hr, 20 rbi ... June: .215 (121-26), 0 hr, 5 rbi ... July: .220 (82-18), 0 hr, 4 rbi ... Aug.: .289 (190-55), 1 hr, 17 rbi ... Sep.-Oct.: .238 (256-61), 2 hrs, 15 rbi.

Fielding: Has played 2nd base exclusively in big leagues ... Owns a .980 (1553 tc, 31 e) career fielding average ... In '83, committed only 11 errors all season, fewest among regular N.L. 2nd basemen ... Finished 2nd in fielding to **Ryne Sandberg** of the Cubs by .0003% (.9858 to .9855) and was 2nd in putouts ... As a rookie, participated in 72 double plays, 2nd in N.L.

1980: Led Pacific Coast League 2nd basemen in putouts (366), assists (422) and double plays (110) and was 2nd in fielding pct. (.981).

1979: Lost out to to Memphis' **Tim Raines** in all-star voting in Southern League, but led the league's 2nd basemen in double plays (104).

1978: Named to Midwest League all-star team and led league's 2nd basemen in fielding (.969), putouts (285), assists (381) and double plays (85) ... Was also 10th in batting (.291) and 2nd in doubles (32).

Amateur Career: Attended Florida State University ... Named All-America at 3rd base in '76.

Personal: He and his wife, **Jean**, have 2 children **Juan, Jr.** and **Angelique**.

JAMES (JIM) DOUGLAS BOUDREAU


Born: Dec. 15, '59; 5'10"; 175; Bats, L; Throws, L; Position: P

Birthplace/Residence: Born in Harvey, IL ... Grew up and still lives in Dolton, IL.

Roster: Rochester

Tenure: None.

Signed Originally with: Chicago Cubs.



YEAR CLUB	W-L	ERA	G	GS	CG	SHO	SV	IP	H	R	ER	BB	SO
1982 Quad City-1	4-0	2.18	16	1	1	0	1	54	48	13	13	11	32
1983 Midland	3-0	3.32	3	3	0	0	0	19	21	7	7	9	11
Salinas	7-12	3.40	24	23	7	0	0	156	155	77	59	43	101
1984 Midland	7-8	4.33	42	5	0	2	2	104	112	57	50	43	81
1985 W. Salem-2	0-3	7.07	12	0	0	0	0	14	18	12	11	9	16
Charlotte	3-2	2.10	28	4	1	1	4	69	47	17	16	20	59

Pro Totals 24-25 3.38 125 36 9 3 7 416 401 183 156 135 300

1—Selected by Chicago Cubs in June '82 Free Agent Draft (23 round).

2—Acquired by Orioles from Chicago as player to be named later in deal for Rick Remielak on 5/31/85.

1985: Though he didn't join Charlotte until June, only 2 others pitched more innings for O's ... Posted a 2.10 era (68.2 ip, 16 er), lowest on club (min. 25 innings) ... Held opposing batters to a .192 (245-47) average, 2nd lowest in Southern League.

In 28 appearances (24 in relief and 4 starts) allowed as many as 3 runs only once ... As a reliever was 0-2 with a 1.85 (43.2 ip, 9 er) and 4 saves ... Of his 24 relief outings, 17 were scoreless ... Threw 7 innings of 1-hit relief against Jacksonville in O's 1-0 loss on June 25 ... Made his first 9 appearances for Charlotte in relief and was 1-0 with season low 0.76 era (23.2 ip, 2 er).

Was 3-0 in 4 starts with a 2.52 era (25 ip, 7 er) ... Threw 3-hit shutout vs. Greenville in last start of year on Aug. 30.

Pro Career: Had the lowest era on the Quad City club (min. 20 innings) in '82 ... In '83, in his most extensive action as a starter, led Salinas in innings pitched (156), complete games (7) and strikeouts (101) and was 2nd in starts (23) ... Was promoted to Texas League later that year and won all 3 starts for Midland.

In '84, saw primarily bullpen duty and led Midland in appearances (42), strikeouts (81), and was tied for lead in wins (7) ... Was 3rd on club in innings pitched despite getting only 5 starts.

Amateur: Graduated from Thornbridge High School in Dolton, Ill. in '78 ... Attended Scottsdale Community College where he was all-region, honorable mention all-America ... Attended Arizona State helping lead them to '81 NCAA Championship.

Personal: Son of Hall of Famer and current Chicago Cubs' broadcaster, **Lou Boudreau**.

LUIS ANTONIO DeLEON


Born: Aug. 19, '58; 6'1"; 165; Bats, R; Throws, R; Position: P

Birthplace/Residence: Born, raised and still lives in Ponce, Puerto Rico.

Roster: Rochester

Tenure: 3 years, 150 days

Signed Originally with: St. Louis.



YEAR CLUB	W-L	ERA	G	GS	CG	SHO	SV	IP	H	R	ER	BB	SO
1978 Johnson City-1	7-6	3.32	13	13	5	2	0	84	84	37	31	26	74
1979 St. Petersburg	8-3	1.47	*59	0	0	0	14	92	63	20	15	28	100
Arkansas	0-0	6.00	2	0	0	0	0	3	1	2	2	2	4
1980 Arkansas	7-6	3.28	*76	0	0	0	17	107	85	46	39	49	92
1981 Springfield	8-7	2.55	52	0	0	0	9	99	73	34	28	35	96
St.Louis-2	0-1	2.35	10	0	0	0	0	15.1	11	4	4	3	8
1982 San Diego	9-5	2.03	61	0	0	0	15	102	77	25	23	16	60
1983 San Diego	6-6	2.68	63	0	0	0	13	111	89	34	33	27	90
1984 Las Vegas	1-1	5.03	6	4	0	0	0	20.2	24	11	11	5	11
San Diego	2-2	5.48	32	0	0	0	0	42.2	44	34	26	12	44
1985 San Diego	0-3	4.19	29	0	0	0	3	38.2	39	18	18	10	31
Las Vegas-3	2-1	5.40	9	3	0	0	0	23.1	27	14	14	8	19

M.L. Totals 17-17 3.02 195 0 0 0 31 309.2 260 115 104 68 233

* Led League

1—Signed as an undrafted free agent by St. Louis on 11/21/77.

2—Acquired by San Diego from St. Louis with pitcher Steve Mura in deal for pitcher Al Olmstead and outfielder Sixto Lezcano on 2/19/82.

3—Played out option with San Diego, 1/20/86 ... Signed as free agent by Orioles' organization on 12/20/85.

LUIS DeLEON (Cont.)

Longest Relief Stints: 5 innings, (May 1, '82 vs. Phi.); 4.1 innings, (June 26, '82 at S.F.); 4 innings, 5 times, (the latest June 7, '85 at Cin.).

Strikeout Highs: 6, twice, (Aug. 29, '83 at Phi. and Sep. 18, '83 at Atl.); 5, twice, (May 19, '83 vs. N.Y. and Apr. 22, '84 at L.A.).

Walk Highs: 3, 3 times, (the latest Sep. 24, '84 at S.F.).

Winning Streaks: 3, twice, (Aug. 15 thru Sep. 7, '82 and Sep. 17, '83 thru Apr. 5, '84).

Losing Streaks: 3, twice, (Apr. 30 thru May 24, '83 and Apr. 9, '85 thru present).

THE 1985 SEASON

Suffered first losing season in pro career and has now gone 2-5 with 3 saves for San Diego the past 2 seasons after going 15-11 with 28 saves in '82 and '83 combined.

Had 2 stints with Padres . . . Appeared in 24 games (0-3, 4.26, 31.2 ip, 15 er) before being assigned to Las Vegas in July . . . Recalled again in September and appeared in 5 games (0-0, 3.86, 7 ip, 3 er).

Thru first 13 appearances, had a 1.47 era (18.1 ip, 11 h, 3 r-er) with 13 so's and only 4 bb's . . . Then was scored on in 7 of his next 10 appearances before he was optioned to Las Vegas.

Was 0-2 in 16 games vs. the N.L. West with a 3.28 era (19.2 ip, 7 er) and 2 saves . . . Was 0-1 with one save and a 5.21 era (19 ip, 11 er) against the East.

Went 4 innings allowing only one hit and no runs to earn save against Cincinnati on June 7 . . . Had most success against Atlanta (0-0-1, 0.00 era, 4 g, 5.1 ip) and St. Louis (0-0-0, 0.00, 1 g, 4.0 ip).

1985 AND PRO CAREER

San Diego: Despite playing only 2 full seasons with the Padres is 4th on the club's all-time list with 31 career saves.

Anchored the Padres bullpen in '82 and '83 . . . In '82, was named recipient of first **Clyde McCullough** Award, given annually to the top Padre rookie . . . Was 2nd on the club with 15 saves, 10th most in N.L. . . . His era never rose above 2.20 all season . . . Allowed as many as 2 runs on only 2 occasions all season . . . His 61 appearances were 2nd on the staff . . . Was particularly effective against righthanded hitters limiting them to a .164 (214-35) average.

In '83, he led San Diego in appearances (63), 12th in league . . . Blanked opponents in 41 of 63 appearances . . . His 2.68 era was bettered by only 8 N.L. hurlers with at least 100 innings pitched.

Was bothered by tendinitis in right elbow in '84 and suffered thru a pair of stints on 21-day disabled list . . . Addition of **Goose Gosage** and injury limited him to only 32 appearances with Padres . . . Made 6 appearances with Las Vegas on rehabilitation assignment.

Career vs. N.L.: Atl.: 2-1-3, 27 g, 2.22 era . . . Chi.: 0-2-4, 19 g, 3.10 . . . Cin.: 4-0-5, 17 g, 4.74 era . . . Hou.: 1-3-1, 12 g, 3.20 era . . . L.A.: 3-1-5, 28 g, 2.86 era . . . Mtl.: 0-3-3, 13 g, 4.58 era . . . N.Y.: 1-1-4, 18 g, 2.53 . . . Phi.: 2-1-3, 14 g, 4.50 era . . . Pit.: 2-1-1, 14 g, 1.61 era . . . St.L.: 1-1-2, 14 g, 2.57 . . . S.F.: 1-3-0, 19 g, 2.51 era.

Control: In major league career has a 3.4 to 1 strikeouts-to-walks ratio (233 to 68) and that includes 22 intentional walks.

Has walked one batter or less in 184 of 195 big league appearances . . . His career average is 1.97 walks per 9 innings . . . In '82, he allowed only 7 unintentional walks and did not issue his first free pass until his 24th appearance of the year.

Career By-Month: Apr.: 2-2-4 . . . May: 1-4-4 . . . June: 1-1-5 . . . July: 2-3-6 . . . Aug.: 5-3-4 . . . Sep.-Oct.: 6-4-5.

Relief Only: Has been used exclusively in relief in major leagues . . . Was a starting pitcher for only his first professional season in '78, going 7-6 in 13 starts at Johnson City in Cardinals' chain . . . Led Appalachian League in shutouts (2).

Switched to relief the following year and responded with 8-3 record and led league in saves (14) and appearances (59) with a 1.47 era at St. Petersburg (Florida State League) . . . Has not started a major league game and has made only a total of 20 starts in 8-year pro career.

St. Louis '81: Was recalled by Cardinals in September, and appeared in 10 games . . . Was scored upon in only 2 of those 10 games.

Minor League Career: In '80 at Arkansas, set Texas League record for appearances (76) . . . Earned 17 saves, 2nd in League, and was named to league all-star team.

Amateur Career: Was a member of the Puerto Rican National Amateur baseball team . . . Played baseball and volleyball at Ponce High School.

Personal: He and his wife, **Delmi**, have one son, **Luis, Jr.** . . . Comes from a family of baseball players . . . Father and a brother played pro ball in Puerto Rico . . . Other brother played minor league ball in Cleveland Indians' system.

PHILLIP (PHIL) LEE HUFFMAN


Born: Jan. 20, '58; 6'2"; 205; **Bats:** R; **Throws:** R; **Position:** P.

Birthplace/Residence: Born in Freeport, TX . . . Raised and still resides in Lake Jackson, TX.

Roster: Rochester

Tenure: One year, 24 days.

Signed Originally with: San Francisco.



YEAR CLUB	W-L	ERA	G	GS	CG	SHO	SV	IP	H	R	ER	BB	SO
1977 Great Falls-1	7-3	5.24	10	10	5	0	0	67	79	47	39	29	59
1978 Jersey City-2	3-0	2.18	5	5	1	1	0	33	27	8	8	3	10
Vancouver-3	7-6	3.88	17	17	5	0	0	123	145	66	53	45	46
Syracuse	1-1	4.91	2	2	0	0	0	11	14	6	6	6	7
1979 Toronto	6-18	5.77	31	31	2	1	0	173	220	130	111	68	56
1980 Syracuse	3-9	3.97	16	15	4	0	0	93	98	45	41	35	47
1981 Syracuse-4	5-9	5.50	27	18	1	0	0	131	150	91	80	43	57
1982 Omaha	3-4	5.63	9	8	2	1	0	38	42	31	24	16	13
Jacksonville-5,6	3-3	3.99	8	8	1	0	0	50	47	24	22	22	41
1983 Jackson	7-8	3.88	17	17	5	1	0	114	105	56	49	44	88
1984 Tidewater-7	0-2	6.00	17	2	0	0	0	45	51	32	30	16	42
Charlotte	6-1	3.62	11	9	1	0	0	65	64	30	26	17	37
1985 Rochester	10-10	3.49	23	23	6	2	0	152	140	73	59	48	78
Baltimore	0-0	15.43	2	1	0	0	0	4.2	7	8	8	5	2
M.L. Totals	6-18	6.03	33	32	2	1	0	177.2	227	138	119	73	58
Pro Totals	61-74	4.55	195	166	33	6	0	1099.2	1189	647	556	397	583

1—Selected by San Francisco organization in June '77 free agent draft (2nd round, regular phase) . . . Signed on 6/17/77.

2—Acquired by Oakland organization from San Francisco along with Gary Thomasson, Gary Alexander, Dave Heaverio, Alan Wirth, John Henry Johnson, a player to be named later (Mario Guerrero) and cash in deal for pitcher Vida Blue on 3/15/78.

3—Acquired by Toronto Blue Jays from Oakland along with Willie Horton in deal for Rico Carty on 8/15/78.

4—Acquired by Kansas City Royals organization from Toronto in deal for Rance Mulliniks on 3/25/82.

5—Released by Kansas City on 4/2/83.

6—Signed as a free agent by New York Mets organization on 5/24/83.

7—Contract sold to Baltimore organization on 7/13/84.

THE 1985 SEASON

Baltimore: Had 2 stints with O's . . . Was promoted from Rochester on July 13 and made one appearance in relief vs. Chicago on July 20, his first appearance in big league game since '79 . . . Returned to Rochester later that month . . . Recalled again on September 23 and made one appearance, a start vs. Red Sox on Oct. 3 (4.1 ip, 5 h, 4 r-er, 2 bb, 2 so).

Rochester: Was 2nd on club in wins (10), era (3.49), complete games (6) and innings pitched (152) . . . Limited batters to a .241 (582-140) average, 3rd best among starters in IL.

Hurled 2-hitter in 1-0 win vs. Pawtucket on June 17 and 3-hitter in 11-0 victory over Tidewater on July 7.

PREVIOUS CAREER HIGHLIGHTS

1984: Spent 1st half of season with Tidewater, N.Y. Mets affiliate in International League . . . Joined Charlotte in mid-July and contributed greatly to Charlotte's Southern League championship drive.

PHIL HUFFMAN (Cont.)

Lost 1st start on July 23 at Nashville . . . In 2nd start went 7.1 innings allowing just one hit at Jacksonville but received no decision in eventual 2-1 loss.

Won next 6 starts from Aug. 2 thru Aug. 29 . . . Had 5-hitter vs. Knoxville in 5-3 win on Aug. 13.

Blue Jays '79: Was impressive as non-roster player for Toronto in '79 spring training and made club . . . Made major league debut on Apr. 10 on opening day in Chicago in front of 41,043 . . . Pitched 6 innings allowing 7 hits and one run in 10-2 Blue Jay win . . . Split his next 2 decisions and then lost 6 straight.

His only home victory that season was a one-hit shutout in 7-0 win vs. Oakland on Aug. 27 . . . Lone hit was a leadoff single in the 7th by **Jim Essian** . . . Was 3-0 with 0.69 era (26 ip, 2 er) vs. Oakland . . . Finished 2nd on staff in games started (31) . . . Tied club record for most losses (18).

Minor League Career: Has been with 9 different clubs and 6 organizations in 7 minor league seasons . . . Started '78 season 3-0 with 2.18 era at Jersey City in Eastern League, best start of career . . . Was promoted to Vancouver (AAA) then traded to Toronto organization later that season.

Amateur Background: Attended Brazoswood High School in Lakewood (Texas) where he lettered in baseball, basketball and track . . . Once struck out 24 batters in American Legion game.

Personal: Turned down 38 scholarship offers to turn pro after high school . . . Enjoys hunting and fishing . . . Involved in public relations work during off-season. He and his wife **Debbie** were married 10/10/81 . . . They have one child, Philip Ryan (10/10/83).

ODELL JONES JR.


Born: Jan. 13, '53; 6'3"; 174; Bats, R; Throws, R; Position: P

Birthplace/Residence: Born in Tulare, CA . . . Raised in Compton, CA . . . Now resides in Beaverton, OR.

Roster: Rochester

Tenure: 4 years, 108 days

Signed Originally with: Pittsburgh.



YEAR CLUB	W-L	ERA	G	GS	CG	SHO	SV	IP	H	R	ER	BB	SO
1972 Niagara Falls-1	7- 3	3.08	11	11	5	1	0	79	78	34	27	20	53
1973 Charleston	2- 3	1.45	10	7	3	1	0	62	42	22	10	29	62
Salem	5- 4	4.84	11	11	3	1	0	67	64	40	36	38	55
1974 Thetford Mines	11- 8	3.24	24	24	11	2	0	161	103	63	58	120	153
1975 Charleston	14- 9	2.68	26	26	8	3	0	188	133	67	56	88	157
Pittsburgh	0- 0	0.00	2	0	0	0	0	3	1	0	0	0	2
1976 Charleston	2- 7	4.93	16	16	2	1	0	84	81	49	46	43	47
1977 Pittsburgh	3- 7	5.08	34	15	1	0	0	108	118	63	61	31	66
1978 Columbus	12- 9	4.57	28	26	10	2	1	181	174	100	92	69	169
Pittsburgh-2	2- 0	2.00	3	1	0	0	0	9	7	3	2	4	10
1979 Seattle-3	3-11	6.05	25	19	3	0	0	119	151	90	80	58	72
1980 Portland	6- 7	4.13	19	17	3	1	0	98	96	49	45	46	89
1981 Portland	12- 6	3.53	23	23	9	1	0	153	138	73	60	68	135
Pittsburgh	4- 5	3.33	13	8	0	0	0	54	51	23	20	23	30
1982 Portland-4	16- 9	4.26	28	28	9	0	0	190.1	162	103	90	94	172
1983 Texas	3- 6	3.09	42	0	0	0	10	67	56	28	23	22	50
1984 Texas-5,6	2- 4	3.64	33	0	0	0	2	59.1	62	28	24	23	28
1985 Rochester	4- 6	4.20	41	7	1	0	3	105	97	52	49	45	104
A.L. Totals	8-21	4.66	100	19	3	0	12	245.1	269	146	127	103	150
N.L. Totals	9-12	4.29	52	24	1	0	0	174	177	89	83	58	108
M.L. Totals	17-33	4.51	152	43	4	0	12	419.1	446	235	210	161	258

* Led League * Tied for League Lead

1—Signed by Pittsburgh organization as free agent on 11/25/71.

2—Acquired by Seattle from Pittsburgh with shortstop Mario Mendoza and Rafael Vasquez in deal for pitcher Enrique Romo and Rick Jones and shortstop Tom McMillan on 12/5/78.

3—Acquired by Pittsburgh from Seattle in deal for player to be named later on 4/1/80. Seattle acquired pitcher Larry Andersen to complete deal on 10/29/80.

4—Selected by Texas Rangers organization in minor league draft on 12/6/82.

5—Released by Texas on 12/20/84.

6—Signed as free agent by Baltimore organization on 2/1/85.

Low Hitters: 5-Hitter—1, (Aug. 11, '79 vs. N.Y. at Pit.).

Strikeout Highs:—11, (Apr. 12, '79 vs. Oak. at Sea.); 10, (May 16, '79 vs. K.C. at Sea.).

Walk Highs:—7, (July 13, '79 vs. Bal. at Sea.).

Winning Streaks: 2, twice, (May 8 thru Jun. 5, '77 and Sep. 7 thru 13, '81).

Longest Relief Stints:—5 innings, (Apr. 17, '83 vs. Bos. at Sea.).

THE 1985 SEASON

Spent entire season at Rochester and was 2nd on staff in appearances (41) and strikeouts (104) . . . Finished 6th in IL in strikeouts . . . Made 34 appearances in relief (3-3, 3 svs, 3.88 era, 65 ip, 28 er) averaging 8.86 strikeouts per 9 innings, 3rd best among International League relievers.

Also made 7 starts (1-3, 4.73 era, 40 ip, 21 er) . . . First 4 outings were starts, then used primarily in relief . . . After 23 outings thru June 28, was struggling with 0-4 record and 5.49 era (59 ip, 36 er).

Much more effective in 2nd half . . . In final 18 appearances was 4-2 with 3 saves and 2.54 era (46 ip, 13 er, 46 so) . . . Posted a 3-0 record in July with 1.23 (22 ip, 3 er) . . . Struck out season-high 13 on Aug. 11 in final start of season . . . Finished strong going 1-1 with 3 saves (9.2 ip, 1 er) over 5 appearances, Aug. 16-24.

PREVIOUS CAREER HIGHLIGHTS

Reliever/Starter: Was primarily a starter before coming to Texas in '83 where he appeared in 75 games in 2 seasons all in relief . . . In 43 career starts is 9-18 while in 109 relief appearances is 8-15 with 12 saves.

Texas '83-'84: In his most extensive work in the big leagues, he appeared in more games than any other Ranger pitcher during his 2-year stint with Texas.

Started '84 season very effectively . . . Was 2nd on staff in appearances with 30 thru Aug. 8, but pitched only 3 more times remainder of season yielding most of the work to teammate **Dave Schmidt**.

Was scored upon only 4 times and allowed earned runs only twice in first 16 appearances (1-1, 1.96, 23 ip, 5 er) . . . Then yielded runs in 10 of next 14 outings and in his final 17 games had only 5 scoreless outings . . . Beat the O's 7-6, in Baltimore on July 31, his last big league win.

In '83, became the first Texas pitcher in 4 years to earn as many as 10 saves, despite pitching only 0.2 innings the last 6 weeks of season . . . Gained his 8th save on June 8, but did not get another until Aug. 5 . . . Went on disabled list Aug. 19 with strained tendon in right elbow.

Vs. A.L. Opponents: Has winning record against one club—Boston (2-1) . . . In his last 8 games vs. Red Sox allowed only one earned run in 14 innings . . . Has also pitched well vs. Oakland over his last 5 appearances against them allowing only one earned run in 10.2 innings . . . Was also effective against Cleveland with a 2.31 era (23.1 ip, 6 er) and 3 saves in his last 8 outings.

1982: Led the Pacific Coast League in strikeouts (172) and wins (16) and was drafted by Texas during winter meetings in Hawaii.

1981: Opened the season at Portland (AAA) where he led Pacific Coast League in strikeouts (135), despite promotion to Pittsburgh with 2 weeks left in Beavers' season . . . Made 2 relief appearances with Pirates before getting start on Aug. 19 defeating San Francisco, 7-3 . . . Also beat Philadelphia, 3-2, in 8-inning stint on Sep. 13.

1980: Sidelined for almost 6 weeks with arm trouble at Portland . . . Still finished 7th in strikeouts (89) . . . Hurt his arm June 13 at Hawaii after striking out 8 batters in 4 innings.

1979: Was in Seattle's rotation thru July 24 when record was 3-9 . . . In 2nd start for Mariners, set what was then a club record with 11 strikeouts vs. Oakland in 7.1 innings . . . Was 0-6 before gaining 1st A.L. victory on June 10, a 5-2 win vs. Cleveland.

1978: Led International League in strikeouts (169), averaging 8.4 per 9 innings . . . Was also 2nd in complete games while pitching for Columbus . . . Called up to Pittsburgh and earned win vs. Chicago with 2 perfect relief innings in 14 inning game . . . Also beat Phillies in 5 inning effort (2 er).

1977: Saw action as starter and reliever for Pittsburgh . . . Gained 1st major league win on May 8 beatings Cincinnati with 2

ODELL JONES (Cont.)

scoreless innings in relief . . . Won 1st major league start going 5.2 innings in 5-4 win vs. Cubs. Made 15 starts and 19 relief appearances.

Pro Career: Spent all of '76 as starter for Pirates' AAA affiliate in Charleston (WVA) . . . Sore arm limited him to only 16 appearances . . . In '75 led International League in strikeouts (157) and innings pitched (188) and tied for lead in wins (14) . . . Made International League all-star team and was promoted to Pittsburgh in Sep. . . Made major league debut on Sep. 11 with 2 hitless innings vs. New York for no decision . . . In '74 pitched no-hitter for AA Thetford Mines vs. Eastern League rival Pittsfield.

Amateur Background: Graduated from Compton High School (Cal.) . . . Played baseball and was on swimming and water polo teams . . . Attended Compton College.

Personal: He and his wife, **Lamarica** have 3 daughters, **Tamieka**, **Tamara** and **Talisha** . . . Enjoys fishing and swimming.

STEVEN (STEVE) PADIA


Born: Oct. 22, '62; 5'11"; 190; Bats, L; Throws, R; Position: C

Birthplace/Residence: Born and raised in Wharton, TX . . . Now resides in Cedar Rapids, IA.

Roster: Charlotte.

Tenure: None.

Signed Originally with: Cincinnati



YEAR CLUB	AVG.	G	AB	R	H	2B	3B	HR	RBI	BB	SO	SB	CS	HP
1981 Billings-1	.231	51	130	19	30	5	0	1	22	21	12	1	3	0
1982 Tampa	.319	75	204	28	65	15	1	6	23	30	27	1	1	0
1983 Cedar Rapids	.255	97	275	43	70	18	0	4	31	44	48	6	5	8
1984 Tampa	.278	70	223	28	62	16	0	6	30	28	30	0	3	2
Cedar Rapids-2	.193	50	171	14	33	5	1	4	23	20	31	0	2	1
1985 Hagerstown	.208	44	120	15	25	6	0	3	17	23	23	1	2	0
Charlotte	.246	19	57	10	14	4	0	4	11	7	8	1	0	0
Pro Totals	.253	406	1180	157	299	69	2	28	157	173	179	10	16	11

1—Selected by Reds organization in June '81 free agent draft (4th round).

2—Contract purchased by Orioles organization from Cincinnati on 4/4/85.

1985: Began the season at Hagerstown where he was used primarily as a designated hitter . . . Caught 13 games and played 4 games each at first, third and the outfield . . . Was promoted to Charlotte on July 1.

Batted only .246 (57-14) in 19 games at Charlotte, but 8 of his hits were for extra bases . . . In first start with O's, went 2-for-4 with 2-run homer in 14-2 win over Birmingham . . . Saved his best for the Southern League Championship series against Huntsville . . . He played in 3 games of the best-of-5 series and was 5-for-9 with 2 doubles, a homer and 5 rbi.

Pro Career: Was signed by **Fred Uhlman**, then a scout with the Reds but now director of scouting for the O's . . . Despite playing only half the '84 season with Tampa, was 2nd on the club in homers and 3rd in extra base hits . . . Played 49 of 70 games at first base that season . . . Had 4th highest average in Florida State League in '82, but fell short of qualifying.

Despite .251 lifetime batting average, has .383 slugging mark . . . Of his 299 career hits, 99 have been for extra bases.

Amateur Career: Was a 3rd baseman at Wharton (TX) High School, but caught several games as a senior and was signed as catcher . . . Was all-district in baseball 4 years and football 3 years.

Personal: Married the former **Valerie Jeanne Geiger** on Sep. 22, '84. Of Mexican-American descent . . . Worked during off-season as supervisor at Cedar Rapids YMCA.

218

JOHN ROBERT STEFERO


Born: Sep. 22, '59; 5'8"; 185; Bats, L; Throws, R; Position: C

Birthplace/Residence: Born in Sumter, SC . . . Grew up in Baltimore and now lives in nearby Glen Burnie.

Roster: Rochester

Tenure: 55 days

Signed Originally with: Orioles.



YEAR CLUB	AVG.	G	AB	R	H	2B	3B	HR	RBI	BB	SO	SB	CS	HP
1979 Bluefield-1	.275	59	200	37	55	11	2	8	42	22	35	2	0	1
1980 Miami	.215	101	307	32	66	9	4	5	30	36	73	1	1	1
1981 Hagerstown	.287	111	338	69	97	15	2	25	82	78	68	4	0	0
1981 Charlotte	.230	115	357	45	82	9	2	17	60	49	85	0	2	4
1983 Charlotte	.307	61	205	33	63	9	0	16	34	33	38	0	0	1
Baltimore	.455	9	11	2	5	1	0	0	4	3	2	0	0	0
Rochester	.196	35	97	13	19	5	0	0	1	3	8	0	0	0
1984 Rochester	.067	5	15	0	1	0	0	0	1	7	24	36	0	1
Hagerstown	.209	41	134	9	28	3	0	1	17	24	36	0	0	1
Charlotte	.207	51	164	25	34	6	1	7	14	28	41	0	0	1
1985 Charlotte	.219	57	169	31	37	8	0	7	19	33	41	0	0	0
Rochester	.188	49	128	16	24	5	0	10	23	16	37	0	0	0
M.L. Totals	.455	9	11	2	5	1	0	0	4	3	2	0	0	0

Pro Totals .240 694 2125 312 511 82 11 98 331 342 511 7 4 8
GWRBI: '80-4; '81-5; '82-4 '83-Char. 4, Bal. 2, Roch. 0; '84-Roch. 0, Hag. 2, Char. 3; '85-Roch. 0, Char. 2.

1—Signed by Orioles' organization as an undrafted free agent on 6/26/79.

THE 1985 SEASON

Batted only .205 (297-61) at Rochester and Charlotte combined, but had a .404 (322-130) slugging mark . . . Homered 17 times in 297 at bats, an average of one every 17.47 at bats . . . Of his 61 hits, 30 were for extra bases, including 15 of his 24 hits at Rochester.

Rochester: Promoted from Charlotte to Rochester in June . . . Pinch-hit 3-run homer in first at bat vs. Tidewater on July 2 . . . Had 2 other pinch homers that month . . . Five of his first 6 hits at Rochester were home runs . . . Had only 10 hits after 54 at bats, but 7 were homers and 2 doubles . . . Hit grand slam vs. Pawtucket on July 15 . . . As a pinch-hitter at Rochester was 4-for-8 with 3 homers and 9 rbi.

Charlotte: At Charlotte batted .304 (46-14) in April with 3 hrs and 9 rbi in 17 games . . . In last 40 games, hit only .187 (123-23) with 4 hrs and 10 rbi.

PREVIOUS CAREER HIGHLIGHTS

1984: Injuries hampered him throughout the season . . . Still had hot streak at Charlotte when he hit 5 homers in 16 games . . . Started streak with a 2-homer game vs. Birmingham on June 29 and ended it with a 2-out, 2-run homer in 9th to give O's a 2-1 win over Nashville on July 14.

'83 Baltimore: John served 2 tours of duty with O's . . . He was first called up from Charlotte June 22 to replace **Joe Nolan** (broken toe) . . . When **Nolan** recovered, he was optioned to Rochester, then returned to Baltimore Sep. 1.

While he was with the O's, John made 3 big contributions to the cause. His first was a 2-run game-tying double in the 9th inning at Yankee Stadium June 30 off **Goose Gossage**. Unfortunately, the O's eventually lost in 12. They were his first big league rbi.

Then, on back-to-back nights in Baltimore, Sep. 18 and 19 vs. the Brewers, he delivered "sudden death" game-winning singles. (Is one of only 3 in O's history to produce consecutive "sudden death" gwrbi, see **Fred Lynn's** biog for more details.)

On the 18th he connected with 1 out in the 9th off **Pete Ladd** to score **Glenn Gulliver** with the winning run (O's trailed at one time 0-7 in that game) . . . On the 19th, as a pinch-hitter he singled home the tie-breaker with 2 outs in the 11th off **Tom Tellmann**.

219

JOHN STEFERO (Cont.)

'83 **Charlotte:** Was among league leaders in hr (16) and rbi (34) when he first came up to Baltimore . . . Batted .391 (69-27) over 19 games from May 23 thru June 12 with 8 hr & 14 rbi and raised his average from .265 to .313 . . . Hit 7 hrs in a stretch of 11 games (May 31 thru June 11).

1982: Trained with O's for first time in Miami . . . Three of his 1st 6 hrs were grand slams, all at Charlotte.

1981: Ranked among Carolina League leaders in homers (25, 4th), rbi (82, 5th) and batting (.287, 8th) . . . Escaped serious injury on Apr. 14 when club bus overturned and he was thrown thru window . . . Caught in 93 games and played one each at 3b and in of.

'79 & '80: Signed by the late **Dick Bowie** after an original recommendation by **Jim Gilbert** . . . Was primarily a 3rd baseman as an amateur, and played in 49 games at 2nd base in 1st pro season at Bluefield in '79 (caught just 5 games).

Heeding Bowie's advice and with instruction from **Lance Nichols**, he became a fulltime catcher (81 g) at Miami in '80.

Amateur Background: Played at Motlow State C.C. (Tullahoma, TN) in '78, majoring in business and management. Earned all-conference, all-region and all-Tennessee J.C. honors.

Lettered 4 times in baseball and once in football at Baltimore's Mt. St. Joseph's High School (graduated '77) . . . Participated in Little League and Babe Ruth programs in Brooklyn, MD . . . Also played semi-pro ball in Baltimore for AAABA Mike's in '77 & '78 and for Johnny's in '79.

Played on Baltimore major league semi-pro all-star team against the Korean National College All-Stars at Memorial Stadium on June 25, '79 and hit a home run . . . He was signed by the O's the next day.

Personal: Hobbies are fishing, sports cars and horseback riding. He and his wife, **Tammy**, were married Feb. 2, '85.

VISITING CLUBS' HOTELS IN BALTIMORE '86

CITY	HOTEL	AREA	PHONE
BOSTON	Cross Keys Inn	(301)	532-6900
CALIFORNIA	Cross Keys Inn	(301)	532-6900
CHICAGO	Tremont Plaza	(301)	727-2222
CLEVELAND	Baltimore Marriott-Inner Harbor	(301)	962-0202
DETROIT	Sheraton-Inner Harbor (1st trip)	(301)	962-8300
	Cross Keys Inn (2nd trip)	(301)	532-6900
KANSAS CITY	Cross Keys Inn	(301)	532-6900
MILWAUKEE	Baltimore Marriott-Inner Harbor	(301)	962-0202
MINNESOTA	Baltimore Marriott-Inner Harbor	(301)	962-0202
NEW YORK	Baltimore Marriott-Inner Harbor	(301)	962-0202
OAKLAND	Bal. Marriott-Inner Harbor (1st trip)	(301)	962-0202
	Cross Keys Inn (2nd trip)	(301)	532-6900
SEATTLE	Tremont Plaza	(301)	727-2222
TEXAS	Baltimore Marriott-Inner Harbor	(301)	962-0202
TORONTO	Sheraton-Inner Harbor	(301)	962-8300

ORIOLES SPRING RECORDS—1954-1985

YEAR	TRAINING SITE	W-L†	HOME ATT.	HOME DATES	YEAR	TRAINING SITE	W-L†	HOME ATT.	HOME DATES
1954	Yuma	16-12	10,684	4	1970	Miami	11-12	34,995	11
1955	Daytona B'ch	11-15	14,897	7	1971	Miami	14-13	45,185	13
1956	Scottsdale	10-19	15,699	9	1972	Miami	10- 8	42,522	10
1957	Scottsdale	14-19	15,568	9	1973	Miami	13-11	47,003	13
1958	Scottsdale	11-19	16,092	11	1974	Miami	11-11	40,247	12
1959	Miami	17- 8	25,771	13	1975	Miami	18- 9	41,623	13
1960	Miami	16-13	39,158	19	1976	Miami	4-11	29,123	8
1961	Miami	12-16	46,419	16	1977	Miami	14-10	51,918	11
1962	Miami	13-11	43,816	16	1978	Miami	13-11	57,812	12
1963	Miami	17-10	52,748	14	1979	Miami	10-15	44,310	12
1964	Miami	16-12	49,257	15	1980	Miami	7-14	30,321	9
1965	Miami	12-16	55,602	14	1981	Miami	12-13	42,282	10
1966	Miami	15-11	51,372	17	1982	Miami	14-12**	29,683	13
1967	Miami	14-13	50,513	11	1983	Miami	15-11**	34,883	15
1968	Miami	12-12	47,208	15	1984	Miami	15-12	34,973	11
1969	Miami	19- 5	33,210	13	1985	Miami	14-14	55,659	15

†Against major league "A" teams only.

*Includes only games played at training site.

**One tie.

TICKET DATA

For game and ticket information, write or call Orioles' spring training ticket manager at Miami Stadium, 2301 N.W. Tenth Ave., Miami, Fla. 33127 . . . (305) 635-5395. Prices: Field Box—\$6.00 . . . Terrace Box—\$4.50 . . . General admission—\$3.50 . . . Children's and Senior Citizens' General Admission—\$2.00.

RULES OF INTEREST

TRADING AND WAIVER REGULATIONS

Player assignments may be made within a major league or between major leagues **without waivers** at any time **except** between August 1 and 5 p.m. on the day following the final game of the regular season. Major league waivers will be required for all such assignments during that period. (There are no longer individual league waivers.)

National Association Assignments: Waivers are required at all times for assignments to National Association clubs, **EXCEPT** for optional assignments within three years of date player first reported to the leagues.

SUSPENDED GAME RULE

A game terminated for any of the following reasons will be a suspended game **IF** it has progressed far enough to be an official game (i.e., 4½ or 5 innings):

- (1) a curfew imposed by law
- (2) a pre-arranged time limit and
- (3) darkness where local law prohibits turning on the lights, or where lights are not available

LIGHT FAILURE: A game terminated by light failure or malfunction of a mechanical service under the control of the home club will be a **SUSPENDED GAME ANYTIME AFTER IT STARTS**.

INNING IN PROGRESS (added in 1980): If **WEATHER** forces the termination of a legal game while an **INNING IS IN PROGRESS**, it will become a **SUSPENDED GAME** if **EITHER** of the following two conditions exists:

- (1) The **VISITING TEAM** has scored one or more runs to **TIE** the game, and the **HOME TEAM** has not scored.
- (2) The **VISITING TEAM** has scored one or more runs to take the lead and the **HOME TEAM** has not tied the score, or taken the lead.

NOTE: If a legal game is **TIED** when called because of weather and **NEITHER** of the above situations prevails, it is a **TIE GAME** and must be **RE-PLAYED** in its entirety.

PROCEDURES FOR RESUMPTION OF PLAY: Suspended games shall be resumed at the exact point of suspension **IMMEDIATELY PRECEDING** the **NEXT SINGLE** game between the two clubs on the **SAME GROUND**. If this is not possible, other provisions for resumption are specified in A.L. Regulation 5.2 (c).

CURFEW

A.L. RULE: No inning may start after 1:00 A.M., **BUT** any inning that **BEGINS PRIOR** to 1:00 A.M. may be **PLAYED TO COMPLETION**. Curfews shall be waived for the final series of the season in each of the two parks of two contesting teams.

SAVE RULE (10-20)

Credit a pitcher with a save when he is the finishing, but not the winning pitcher, and when he qualifies under one of the following conditions:

- (1) he enters the game with a lead of no more than three runs and pitches for at least one inning, or
- (2) he enters the game with the potential tying run either on base, at bat, or on deck, or
- (3) he pitches effectively for at least three innings regardless of his club's lead.

The current rule was adopted in 1975. Saves became official for the first time in '69 . . . The original rule was amended in '73 then revised again in '75.

Batting/ERA Title Qualifications: 502 or more plate appearances . . . 162 or more innings . . . **Rookie Qualification:** A player shall be considered a rookie unless, during a previous season or seasons, he has: (1) exceeded 130 at bats or 50 innings pitched in the majors, or (2) accumulated more than 45 days on the active roster of a big league club(s) prior to Aug. 31.

1986 BALTIMORE ORIOLES ROSTER

Manager
Ean Weaver (4)

Coaches: Terry Crowley (10); Elrod Hendricks (44); Cal Ripken, Sr. (7); Frank Robinson (20); Ken Rowe (42); Jimmy Williams (40)

Public Relations—Bob Brown
Traveling Secretary—Phil Izzo

No.	PITCHERS	(16)	B	T	HT.	WT.	Birthdate	Residence	1985 Club	W-L	ERA	G	GS	CG	SV	IP	H	BB	SO	ML Serv.		
41	Aase, Don	R	R	6-3	222	9-8-54	Orange, CA	Yorba Linda, CA	10-6	3.78	54	0	0	14	88.0	83	35	67	8,070		
47	Beil, Eric	L	L	6-0	165	10-27-63	Modesto, CA	Hagerstown	11-6	3.13	26	0	0	0	159.1	141	63	162	0,013		
52	Boddicker, Mike	R	R	5-11	182	8-23-57	Cedar Rapids, IA	Baltimore	12-17	4.07	32	32	9	0	203.1	227	89	135	3,100		
53	Bord, Rich	R	R	6-7	220	4-18-59	San Francisco, CA	New York	6-8	3.21	31	0	0	0	98.0	95	29	64	2,133		
34	Davis, Storm	R	R	6-4	196	12-26-61	Dallas, TX	Cockeysville, MD	10-8	4.53	31	28	8	0	175.0	172	70	93	3,150		
39	Dixon, Ken	S	R	5-11	192	10-17-60	Monroe, VA	Baltimore	8-4	3.67	34	18	3	1	162.0	144	64	108	1,014		
46	Flanagan, Mike	L	L	6-0	194	12-16-51	Manchester, NH	Hagerstown	0-0	0.00	1	1	0	0	6.0	1	4	5	0		
54	Habyan, John	R	R	6-1	195	1-29-64	Bayshore, NY	Baltimore	4-5	5.13	15	15	1	0	86.0	101	28	42	9,173		
31	Havens, Brad	L	L	6-1	196	11-17-59	Highland Park, MI	Baltimore	13-5	3.27	28	28	8	0	189.2	157	90	123	0,013		
65	Leiler, Mark	R	R	6-3	221	4-13-63	Joliet, IL	Hagerstown	1-0	0.00	2	0	0	0	2.2	3	0	2	2,080		
30	Martinez, Dennis	R	R	6-1	180	5-14-55	Grenada, Nicaragua	Hagerstown	8-10	4.85	34	19	2	0	141.0	200	10	19	0		
23	Martinez, Tippy	L	L	5-10	179	5-31-50	LaJunka, CO	Cockeysville, MD	2-8	3.46	8	1	0	0	83.1	77	29	82	0,000		
16	McGregor, Scott	S	L	6-1	192	1-18-54	Inglewood, CA	Baltimore	13-11	5.15	33	31	0	0	180.0	203	63	68	9,026		
64	Skinner, Mike	R	R	6-1	193	8-5-64	Teaneck, NJ	Baltimore	3-3	5.48	49	0	0	0	204.0	226	65	47	10,132		
36	Snell, Nate	R	R	6-4	185	9-2-52	Orangeburg, SC	Hagerstown	14-14	4.81	35	34	8	0	240.0	269	115	96	9,025		
32	Swagerty, Bill	R	R	6-2	200	12-5-56	Sanford, FL	Charlotte	5-4	4.50	11	10	2	0	74.0	69	16	70	0,000		
24	Dempsey, Rick	R	R	6-0	185	9-13-49	Fayetteville, TN	Baltimore	11-1	2.51	16	15	3	0	111.1	97	43	70	1,011		
25	Nichols, Carl	R	R	6-0	184	10-14-62	Los Angeles, CA	Baltimore	3-2	2.69	43	0	0	0	50.0	100	43	41	1,011		
26	Pardo, Al	S	R	6-2	195	9-8-62	Oviedo, Spain	Rochester	0-0	0.00	2	2	0	0	4.2	4	0	3	0		
6	Rayford, Floyd	R	R	5-10	220	7-27-57	Memphis, TN	Baltimore	11-13	3.24	30	26	10	0	189.0	187	52	58	1,023		
6	RAYFORD, FLOYD	R	R	5-10	220	7-27-57	Memphis, TN	Baltimore	0-0	5.40	1	0	0	0	1.2	3	2	2	0		
No.	INFELDERS	(9)	B	T	HT.	WT.	Birthdate	Residence	1985 Club	AVG.	G	AB	R	H	2B	3B	HR	RBI	BB	SO	SB	ML Serv.
4	GROSS, WAYNE	L	R	6-2	221	1-14-52	Riverside CA	Baltimore	.254	132	362	54	92	19	0	12	52	50	87	0	13,013
1	Gutierrez, Jackie	R	R	6-1	175	6-27-60	Cartagena, Colombia	Charlotte	.236	115	331	45	78	11	2	2	37	48	53	7	0,000
1	Hudler, Rex	R	R	6-2	180	9-2-60	Tempe, AZ	Baltimore	.253	60	194	23	49	14	1	8	35	27	23	2	0,097
9	Jones, Ricky	R	R	6-3	186	6-4-59	Tupelo, MS	Baltimore	.133	34	75	3	10	1	0	0	1	3	15	0	3,169
33	Murray, Eddie	S	R	6-2	215	2-24-56	Los Angeles, CA	Baltimore	.306	105	359	55	110	21	1	18	48	10	69	3	0
No.	OUTFIELDERS	(9)	B	T	HT.	WT.	Birthdate	Residence	1985 Club	AVG.	G	AB	R	H	2B	3B	HR	RBI	BB	SO	SB	ML Serv.
12	BENIQUEZ, JUAN	R	L	5-11	175	5-13-50	San Sebastian, PR	Baltimore	.235	103	217	31	51	8	0	11	18	46	48	1	9,038
9	Dwyer, Jim	L	L	5-10	182	1-3-50	Evergreen Park, IL	Boston	.218	103	275	33	60	5	2	2	12	37	10	2	2,030
50	Gerhart, Ken	R	R	6-0	185	5-19-61	Charleston, SC	Columbus	.250	106	380	62	95	13	4	3	18	17	51	29	0,088
27	Lacy, Lee	R	R	6-1	195	4-10-49	Longview, TX	Baltimore	.157	20	51	4	9	0	1	0	0	1	1	0	0
19	Lynn, Fred	L	R	6-1	185	2-3-52	Chicago, IL	Baltimore	.282	161	642	116	181	32	5	26	110	67	68	2	4,057
18	Sheets, Larry	L	R	6-3	225	12-6-59	Staunton, VA	Baltimore	.054	10	37	3	2	1	0	0	0	0	0	0	0
37	Shelby, John	S	R	6-1	178	2-23-58	Lexington, KY	Charlotte	.182	6	22	1	4	1	0	0	1	1	0	0	0
28	Traber, Jim	L	L	6-0	194	12-26-61	Columbus, OH	Baltimore	.283	69	205	28	58	6	2	7	37	18	36	3	0,010
43	Young, Mike	S	R	6-2	198	3-20-60	Oakland, CA	Charlotte	.265	80	279	32	74	13	2	28	37	48	104	1	2,057

Bob Molinaro (67)
Club Physicians—Dr. Sheldon Goldberger, Dr. Charles Silberstein
Clubhouse Managers—Jim Tyler (Home), Fred Tyler (Visiting)

Mark Wiley (58)
Lance Nichols (55)
Club Physicians—Dr. Sheldon Goldberger, Dr. Charles Silberstein
Clubhouse Managers—Jim Tyler (Home), Fred Tyler (Visiting)

SPRING TRAINING DATA

Headquarters Hotel: Hyatt Regency Miami
400 S.E. 2nd Ave., Miami, Fla. 33131—(305) 358-1234
Training Camp: Miami Stadium, 2301 N.W. Tenth Avenue,
Miami, Fla. 33127—(305) 633-9857
First Workout Dates: Pitchers and Catchers—Fri., Feb. 21
Infielders and Outfielders—Thurs., Feb., 27

SPRING SCHEDULE—1986 (All Times Eastern Standard)

DATE	OPPONENT	PLACE	SCORE TIME BAL.-OPP.
Mar.			
• 8 Sat.	New York Yankees	Ft. Lauderdale	1:30 — —
• 9 Sun.	New York Yankees	Miami	1:35 — —
• 10 Mon.	Atlanta Braves	Miami	1:35 — —
† 11 Tue.	Boston Red Sox	Miami	7:35 — —
• 12 Wed.	Kansas City Royals§	Miami	1:35 — —
13 Thu.	Atlanta Braves§	West Palm Beach	1:30 — —
14 Fri.	New York Yankees	Ft. Lauderdale	7:30 — —
• 15 Sat.	Kansas City Royals	Ft. Myers	1:30 — —
	Atlanta Braves	Miami	1:35 — —
# 16 Sun.	Montreal Expos	West Palm Beach	1:30 — —
17 Mon.	Texas Rangers	Pompano Beach	1:30 — —
• 18 Tue.	Philadelphia Phillies	Miami	7:35 — —
† 19 Wed.	New York Yankees	Miami	7:35 — —
# 20 Thu.	Texas Rangers	Miami	7:35 — —
21 Fri.	New York Mets	Miami	7:35 — —
† 22 Sat.	New York Yankees	Miami	7:35 — —
23 Sun.	Philadelphia Phillies	Clearwater	1:35 — —
24 Mon.	Chicago White Sox	Sarasota	1:35 — —
† 25 Tue.	New York Mets	St. Petersburg	7:35 — —
26 Wed.	Kansas City Royals	Ft. Myers	1:30 — —
• 27 Thu.	Atlanta Braves	Miami	1:35 — —
• 28 Fri.	New York Yankees	Ft. Lauderdale	7:30 — —
† 29 Sat.	Montreal Expos	Miami	1:35 — —
# 30 Sun.	Atlanta Braves	Miami	1:35 — —
# 31 Mon.	New York Yankees	Miami	1:35 — —
Apr. 1 Tue.	Atlanta Braves	West Palm Beach	1:30 — —
# 2 Wed.	Texas Rangers	Pompano Beach	1:30 — —
• 3 Thu.	New York Yankees	Ft. Lauderdale	1:30 — —
4 Fri.	Minnesota Twins	Orlando	noon — —
5 Sat.	Philadelphia Phillies	Clearwater	1:35 — —
7 Mon.	Season Opener vs. Cleveland Indians at Baltimore		2:05 pm

§ Split Squad

• Game to be broadcast on WFBZ (1300) Radio

† Game to be telecast on WMAR (Ch.2)

Game to be telecast on Home Team Sports Cable

SPRING TRAINING ROAD ACCOMODATIONS

Mar. 23-25 and Apr. 3-4, Tampa Bay Harbor Inn, 813-885-2541

SPRING TRAINING NOTES

This is the 28th consecutive spring that the Orioles have trained in Miami. Over the last 27 years, approximately 1.1 million fans have watched the Birds in exhibition games at Miami Stadium. Last year the Orioles drew 55,659 in 15 Miami Stadium dates, an average of 3,710.

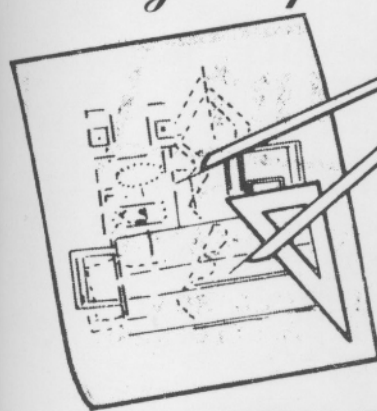
The permanent capacity at Miami Stadium is 9,548, but the Orioles and Yankees drew a standing room only crowd of 12,464 for a Sunday afternoon game on March 14, '65.

Orioles' spring training records, '54 thru '85: Hitting—Don Lenhardt (.462, 24-52) in '54 and John Shelby (.444, 28-63) in '83 . . . Home Runs: 8 by Tito Francona in '56, Frank Robinson in '66 and Don Baylor in '75 . . . RBI—25 by Francona in '56 and Gus Triandos in '59.

1985 Spring Training Leaders: Hitting—Lee Lacy (.341, 14-41) and Mike Young (.324, 24-74) . . . Home Runs—3 by Floyd Rayford and Fritz Connally . . . RBI—19 by Eddie Murray and 12 by Dan Ford . . . Wins—3 by Scott McGregor . . . ERA—Ken Dixon (0.47, 19 ip/1 er) and Scott McGregor (1.08, 25 ip/3er).

(Cont. on page 220)

Air Conditioning Designed for Tomorrow



by

Carrier

**HEATING
HEAT PUMPS
HUMIDIFIERS**

The First Name In
Air Conditioning & Heating

SALES • INSTALLATION • SERVICE

Residential • Commercial

PACKAGE UNITS . . . WINDOW UNITS

ENGINEERING & SURVEY SERVICE

EST. 1941 • OVER 30 YEARS OF QUALITY SERVICE

WOODROW H. KRATZ

947-7100

Carrier

**AIR CONDITIONING
& HEATING**

HEAT PUMP SPECIALISTS

HUMIDIFIERS

**ELECTRONIC
AIR CLEANERS**

WINDOW UNITS

**APPLIANCE SALES • REPAIRS
OVER 30 YEARS EXPERIENCE**

ALL MAKES

REED'S REFRIGERATION SERVICE INC.
3401 SINCLAIR LANE

327-5400

**PARTS DEPT. . . . 327-3720
SALES DEPT. . . . 327-8900**

ORIOLES 1986 SCHEDULE

APRIL

SUN	MON	TUES	WED	THURS	FRI	SAT
		1	2	3	4	5
6	7 2:05 TV CLE	8	9 4:05 CLE	10 3B 7:35 CLE	11 8:35 HTS TEX	12 8:35 TV TEX
13 3:05 TV TEX	14 1:35 TOR	15	16 1:35 TV TOR	17 1:35 TOR	18 8:05 HTS TEX	19 7:35 HTS TEX
20 2:05 HTS TEX	21 7:35 TV CLE	22 7:35 CLE	23 7:35 HTS CLE	24	25 8:05 HTS TOR	26 7:35 HTS TOR
27 2:05 HTS TOR	28 7:30 TV ROCH	29 8:00 TV CHI	30 8:00 TV CHI			

MAY

SUN	MON	TUES	WED	THURS	FRI	SAT
				1	2 8:35 HTS KC	3 8:05 TV KC
4 2:35 TV KC	5	6 8:35 TV MIN	7 8:35 TV MIN	8	9 8:05 HTS KC	10 7:35 HTS KC
11 2:05 HTS KC	12 3B 7:35 HTS CHI	13 7:35 HTS CHI	14 7:35 HTS MIN	15 3B 7:35 HTS MIN	16 8:05 HTS OAK	17 7:35 HTS OAK
18 2:05 HTS OAK	19 3B 7:35 TV CAL	20 7:35 HTS CAL	21 7:35 HTS CAL	22	23 10:35 SEA	24 10:05 TV SEA
25 10:05 SEA	26 4:35 TV SEA	27	28 3:15 OAK	29 3:15 TV OAK	30 10:35 HTS CAL	31 10:05 HTS CAL

JUNE

SUN	MON	TUES	WED	THURS	FRI	SAT
1 3:07 CAL	2	3 7:35 HTS SEA	4 7:35 HTS SEA	5 3B 7:35 HTS SEA	6 7:30 TV NY	7 1:30 NY
8 1:30 HTS NY	9 8:35 TV MIL	10 8:35 TV MIL	11 2:35 MIL	12 7:35 HTS NY	13 8:05 HTS NY	14 1:20 NY
15 2:05 HTS NY	16 7:35 HTS DET	17 7:35 HTS DET	18 7:35 HTS DET	19 7:35 HTS DET	20 7:35 HTS BOS	21 1:05 BOS
22 1:05 TV BOS	23	24 7:35 TV DET	25 7:35 TV DET	26 7:35 HTS DET	27 8:05 HTS BOS	28 3:20 BOS
29 2:05 HTS BOS	30 3B 7:35 MIL					

JULY

SUN	MON	TUES	WED	THURS	FRI	SAT
		1 7:35 HTS MIL	2 7:35 HTS MIL	3 7:35 TV MIN	4 1:15 HTS MIN	5 2:20 MIN
6 2:15 HTS MIN	7 8:35 HTS KC	8 8:35 TV KC	9 8:35 TV KC	10 8:00 HTS CHI	11 8:00 HTS CHI	12 7:00 TV CHI
13 2:30 TV CHI	14	15 ALL-STAR	16	17 3B 7:35 HTS MIN	18 8:05 HTS MIN	19 7:35 HTS MIN
20 2:05 HTS MIN	21 3B 7:35 HTS KC	22 7:35 HTS KC	23 7:35 TV KC	24 3B 7:35 HTS CHI	25 8:05 HTS CHI	26 3:20 CHI
27 2:05 HTS CHI	28 8:35 TEX	29 8:35 TV TEX	30 8:35 TV TEX	31		

AUGUST

SUN	MON	TUES	WED	THURS	FRI	SAT
					1 7:35 HTS TOR	2 1:15 TOR
3 1:35 TV TOR	4 1:35 TOR	5 7:35 HTS TEX	6 7:35 HTS TEX	7 3B 7:35 HTS TEX	8 8:05 HTS CLE	9 7:35 HTS CLE
10 2:05 HTS CLE	11 7:35 TOR	12 7:35 HTS TOR	13 7:35 HTS TOR	14 7:35 CLE	15 7:35 TV CLE	16 1:35 CLE
17 1:35 TV CLE	18	19 7:35 HTS OAK	20 7:35 HTS OAK	21 3B 7:35 HTS OAK	22 8:05 HTS CAL	23 2:20 CAL
24 2:05 HTS CAL	25	26 10:35 SEA	27 10:35 TV SEA	28 10:35 TV OAK	29 10:35 OAK	30 4:05 OAK
31 4:05 TV OAK						

SEPTEMBER

SUN	MON	TUES	WED	THURS	FRI	SAT
	1 4:05 HTS CAL	2 10:35 HTS CAL	3 10:35 TV CAL	4	5 8:05 HTS SEA	6 7:35 SEA
7 2:05 HTS SEA	8 3B 7:35 TV BOS	9 7:35 HTS BOS	10 7:35 HTS BOS	11 7:35 HTS BOS	12 7:35 TV DET	13 1:15 DET
14 1:35 HTS DET	15 7:30 TV NY	16 7:30 TV NY	17 7:30 HTS NY	18	19 8:05 HTS MIL	20 7:35 HTS MIL
21 2:05 HTS MIL	22 7:35 HTS NY	23 7:35 HTS NY	24 7:35 HTS NY	25 8:35 HTS MIL	26 8:35 MIL	27 8:35 MIL
28 2:35 MIL	29 7:35 HTS BOS	30 7:35 HTS BOS				

OCTOBER

SUN	MON	TUES	WED	THURS	FRI	SAT
			1 7:35 HTS BOS	2	3 8:05 HTS DET	4 TBA DET
5 2:05 HTS DET	6	7	8	9	10	11

ALL STARTING TIMES ARE EASTERN TIMES AND ARE SUBJECT TO CHANGE

Home Away TBA—Starting time to be announced

TV—Televised by WMAR-TV (Ch. 2) and O's TV Network.

HTS—Televised by HOME TEAM SPORTS, Regional Pay Cable Sports Network.

3B—Three Buck Night—Any upper reserved, or adult general admission seat for \$3.00 on selected dates.