

BALTIMORE ORIOLES, INC.

Memorial Stadium • Balto., MD. 21218 • Tel. (301) 243-9800
Ticket Office (301) 338-1300 • Washington Sales Office (202) 347-2525
TWX (710) 234-1616 • FAX (301) 467-5333

DETAILED INDEX

ALCS Line Scores, O's	68-69	Records, O's	13-16	Ripken, Cal Sr.	87
All-Star Selections	67	Stadium, O's in Each	62	Rosiers	
Announcers, Radio-TV	81-86	Top 10 All-Time, O's	8	All-Time O's	21-23
Attendance	6, 63	Japan, O's in	193	'87 O's	
Awards, O's Winners	24-25	Magic Number	31	Rules of Interest	78-79
Babe Ruth House	164	Managers, O's Won-Lost	87	St. Louis Browns	56
Baseball Writers/Media	80	Memorial Stadium		Same Rule	78
Batting		Data	7	Scouting Staff, O's	73
Career Leaders, O's	8	Diagram & History	72	Spring Training Data	196, 193
Opponents vs. O's	50-53	Minimum Salary	73	Standings	
Position, O's Leaders by	10	Minor League System	73-76	Major League, '86	27
Records, O's	11-16	Longest Affiliations	118	O's, '54-'56	27
Stats, O's '86	31	Months, Best Efforts by O's	10	Summary, '86 Season	32-36
300 Hitters, O's	10	Months, Best & Worst (WL)	75	Television Radio	81-86
Vs. Opponents	56-61	Most Valuable Orioles	24	Third Basemen since Brooks	178
Consecutive Games	134	No Hitters, O's	19	Ticket Information	7
Day-by-Day, '86	28-29	No Hitters vs. O's	18	Trade, O's Biggest	99
"Designated Hitters"	79	Opening Days	16	Trainers	61
Diamond Vision	23	Opponents		Triple Plays, O's	25
Drafts, O's		Pitching Biggest Winners		Twenty Game Winners	18
Major League, '54-'86	76	& Losers Lifetime	86	Two Wins/One Day	31
Re-Entry, '76-'86	186	Batting, '86 & Lifetime	50-53	Williams, Edward Bennett	4
Farm System	73-76	Pitching, '86 & Lifetime	54-55	Winners	
Fielding		Highlights vs. O's, by Club	36-50	18 Straight Seasons	17
O's '86 Stats	30	Oriole Advocates	79	O's Biggest in Majors	
O's Records	19-20	Peters, Hank Biog.	5	Last 30 Years	3
First Game, O's '54	167	Pitching, O's		O's Biggest in Majors	
Gold Gloves, O's	24	Career Leaders	8	since divisional Play	3
Hall of Fame		Records	17-19	O's 2nd in Majors during '80s	3
O's in Cooperation	77	Stats, '86	31	O's 3rd in Majors since 1954	26
Orioles Own	77	Vs. Opponents	63-66	Won-Lost Records vs. each	
Home Runs		Presidential Visits	5	Opponent Lifetime &	
All-Time M.L. Leaders	96	Promotion Schedule		'86	26-27
Grand Slams	15-16	O's '87	193	World Series, O's	69-71, 192
Inside the Park	29	P.R. Directory	2	Year-by-Year Leaders	9
Long H.R.'s, Mem'l Stadium	95	Records Section, O's	11-20		
Opponents Ldrs. vs. O's	74	Retired Numbers	3		

ORIOLES '87 HOTEL HEADQUARTERS

CITY	HOTEL	AREA	PHONE
BOSTON	Sheraton Boston	(617)	236-2000
CALIFORNIA—1st trip	Anaheim Hyatt	(714)	772-5900
2nd trip	Doubletree	(714)	634-4500
CHICAGO	Westin Chicago	(312)	943-7200
CLEVELAND	Bond Court	(216)	771-7600
DETROIT	Omnium	(313)	222-7700
KANSAS CITY	Adams Mark	(816)	737-0200
MILWAUKEE	Pfister Hotel & Tower	(414)	273-8222
MINNESOTA	Amtac	(612)	349-4000
NEW YORK	Grand Hyatt	(212)	833-1234
OAKLAND	Oakland Hyatt	(415)	562-6100
SEATTLE	Westin Hotel	(206)	624-7400
TEXAS	Sheraton CentrePark	(817)	261-8200
TORONTO	Westin Toronto	(416)	869-3456

VISITING TEAM'S BALTIMORE HEADQUARTERS '87

CLUB	HOTEL	PHONE
BOSTON	Cross Keys Inn	532-6900
CALIFORNIA	Cross Keys Inn	532-6900
CHICAGO	Sheraton-Inner Harbor	962-8300
CLEVELAND	Marriott-Inner Harbor	962-0202
DETROIT	Sheraton-Inner Harbor	962-8300
KANSAS CITY	Cross Keys Inn	532-6900
MILWAUKEE	1st Trip—Marriott-Inner Harbor	962-0202
	2nd Trip—Cross Keys Inn	532-6900
MINNESOTA	Marriott-Inner Harbor	962-0202
NEW YORK	Marriott-Inner Harbor	962-0202
OAKLAND	Cross Keys Inn	532-6900
SEATTLE	Cross Keys Inn	532-6900
TEXAS	Marriott-Inner Harbor	962-0202
TORONTO	Sheraton-Inner Harbor	962-8300

*All within 301 area code

TRIBUTE TO RETIRING JIM RUSSO

The Orioles Media Guide is dedicated affectionately to Jim Russo who, before his retirement in January, had served the Orioles with such great distinction in all phases of professional baseball scouting during his 33 years with the ballclub. He has more than earned his leisure.

Produced by: Bob Brown, Rick Vaughn, Charles Steinberg and Helen Conklin.
Proof reading: Rene Jakubiak, Elizabeth Lauterborn and Stephanie Parrillo.
Typesetting: BG Composition, Inc.; Cover: Jeffrey Oh; Printed by: French/Bray, Inc.

WASHINGTON STORE AND TICKET OFFICE

914 17th Street, N.W. (Near Farragut Square Metro Stop); Washington, D.C. 20006; 202-347-2525;
Hours: Mon. thru Fri. 9 a.m.-6 p.m.; Sat. 10 a.m.-2 p.m.

BALTIMORE ORIOLES ORGANIZATION

Chairman of the Board/President Edward Bennett Williams
Executive Vice-President/General Manager Henry J. Peters
Vice-President/General Counsel Lawrence Lucchino
Vice-President/Business Affairs Robert R. Aylward
Vice-President/Stadium Operations Jack Dunn III
Vice-President/Finance Joseph P. Hamper Jr.
Secretary/Treasurer Robert J. Flanagan

BOARD OF DIRECTORS

Joseph P. DiMaggio, Jack Dunn III, Jay Emmett, Robert J. Flanagan, Gerard T. Gabrys, Charles H. Hoffberger, Jerold C. Hoffberger, Zanvyl Krieger, Lawrence Lucchino, Henry J. Peters, Peter P. Weidenbruch, Jr., Edward Bennett Williams

FRONT OFFICE

Executive Director, Minor Leagues & Scouting Thomas A. Giordano
Executive Director, Sales & Tickets Louis I. Michaelson
Special Assistant to President & G.M. R. Douglas Melvin
Scouting Director Fred B. Uhlman
Traveling Secretary Philip E. Itzoe
Public Relations Director Robert W. Brown
Media Information Director Richard L. Vaughn
Broadcast Relations Director Kenneth E. Nigro
Director, Game Communications Charles A. Steinberg, DDS
Corporate Marketing Director Martin Conway
Group Sales Manager Alan Loecey
Director, Ticket Office Roy Sommerhof
Director, Computer Services James A. Kline
Administrator, Business Affairs, Minor Leagues & Scouting John J. McCall
Administrator, Minor Leagues & Scouting Daniel J. O'Dowd
Community Relations Manager Julia A. Wagner
Promotions Manager Jeffrey S. Urban
"Designated Hitters" Coordinator Vince Dunbar
Washington Store Manager Julie Dryer
Assistant Ticket Manager Joseph B. Codd
Assistant Ticket Manager, Ticket Services Audrey Brown
Assistant Ticket Manager, Box Office David Cope
Florida Operations Director Ralph A. Morcroft

Club Counsel Lon Babby
Club Physician Sheldon Goldgeier, MD
Club Physician Charles Silberstein, MD

President, Stadia Operations, Inc. (Scorebook) Ben Feingold
Manager, ARA (Concessionaire) TBA

SALES REPRESENTATIVES: Matthew Dryer (Bal.), Bryan Hoffart (Was.), Michael Lewns (Bal.), Bill Pemstein (Was.).

ADMINISTRATIVE ASSISTANTS: Maevie Berkeridge (to Messrs. Peters & Itzoe), Nancy Costello (Washington Store), Ann Lange (to Mr. Aylward), Delores Stokes (to Messrs. Dunn, Melvin & Nigro), Accounting: Mike Hoppes, Kaye Laker, Marge Leon, Pam Nowicki, Linda Simpson (to Mr. Hamper), Myra Vasquez and Wanda Watland. Farm Department: Barbara Brown (to Mr. Giordano), Carla Thompson and Fred Uhlman, Jr. Marketing/Promotions: Evelyn Ehlers. Public Relations: Helen Conklin (to Mr. Brown), Patty Waters. Sales: Laura Delaney (to Messrs. Michaelson, Dunbar & Loecey), Denise Guillot, and Lucy Kelly.

Ticket Office Staff: Denise Addicks, Stephanie Crockett, Daisy Garland, Lisa Hitzleberger, Joan Leatherwood, Grace McCarter, Helen McGuire, Ruth Naylor, Mabel Pauls, Lorraine Sapp, Paul Smith, Ileen Wagner (to Mr. Sommerhof), Joan Walsh and Marcy Zerhusen. Switchboard: Edna Weibe (chief operator), Greta Smith and Judy Valentini. General Duties: Eddie Ridgely, Calvin Rogers, Bernie Roskott, and Bill Hackett.

Orioles Productions Staff (Diamond Vision): Carl Birkmeyer, Eli Eisenberg, Pete Hock, Jim Trone.

GAME PERSONNEL: Guards & Ticket Takers Supervisor: Charlie Jasper. Ticket Sellers Supervisor: Leo Harnen. Usher Supervisor: Stanley Ferguson. Fan Relations Representative: Jim Carnaggio. BaseBelles/Beaux: Elizabeth Lauterborn (Captain), Karen Omohundro. Electrician: Al Scrimger. Public Address Announcers: Rex Barney & Chris Ely. Press Box Staff: Vernon Joiner (Chief), David Shauck, Fred Trautman. Closed Circuit System: Bob McMahon and Jim Nason. Scoreboard Operations: Scott Brown and Renee Jakubiak. Statistician: Lee MacPhail IV. Field Security (pre-game): Charles McGowan. Press Box Security: George Desch, Dick Ellwood.

**BASEBALL
PUBLIC RELATIONS DIRECTORY**

	Contact	Office	Private	Home
Commissioner's Office	Richard Levin Susan Aglietti Craig Barbarino Carole Coleman Wally Weibel	212-371-7800		675-0572
American League	Bob Fishel Phyllis Merhige Carolyn Coen	212-371-7600	371-6571	355-2433 429-6229
Baltimore	Bob Brown Rick Vaughn	301-243-9800	235-9710	337-2050 290-6504
Boston	Dick Bresciani Josh Spofford	617-267-9440	267-2890	237-7618 777-8472
California	Tim Mead John Sevano	714-937-6700	937-7217	861-0473 960-2061
Chicago	Paul Jensen Tim Clodjeaux	312-924-1000	624-6460 924-1412	983-1061 935-8954
Cleveland	Rick Minch Sue Gharrity	216-861-1200	861-4454	943-0533 676-8269
Detroit	Dan Ewald	313-962-4000	962-4338	828-8153
Kansas City	Dean Vogelhaar Jeff Coy	816-921-2200	921-8154	229-6446 913-541-1136
Milwaukee	Tom Skibosh Mario Ziino	414-933-4114	933-6975	786-2311 764-9681
Minnesota	Tom Mee Remzi Kiratli	612-375-1366	375-7470 375-7489	447-2065 941-1778
New York	Harvey Greene Lou D'Ermilio	212-293-4300	579-4461	201-440-6232 718-727-2267
Oakland	Jay Alves Kathy Jacobson	415-638-4900	430-8020	352-0269 828-3615
Seattle	Bob Porter Craig Detwiler	206-628-3555	343-4608 343-4623	821-9275 392-7727
Texas	John Blake Jim Small	817-273-5222	273-5208 273-5202	214-570-0739 817-633-3403
Toronto	Howard Starkman Gary Oswald	416-595-0077	595-0282	820-7265 781-2807
Elias Sports Bureau	Seymour Siwoff Steve Hirt	212-869-1530		
National League	Katy Feeney Cathy Davis Jim Trdinich	212-371-7300	371-8661	753-8719
Atlanta	Bob DiBiasio Jim Schultz	404-522-7630	522-2724	951-1559
Chicago	Ned Colletti Sharon Pannozzo	312-281-5050	281-9352	350-1462 348-7881
Cincinnati	Jim Ferguson Jon Braude	513-421-4510	421-2990	232-7590 385-4196
Houston	Rob Matwick Chuck Pool	713-799-9600	799-9596 799-9597	668-6986 669-9809
Los Angeles	Steve Brenner Toby Zwikel	213-224-1301	224-1331	818-368-9161 818-998-0622
Montreal	Rich Griffin Monique Giroux	514-253-3434	253-3263	695-4186 384-9924
New York	Jay Horwitz Dennis D'Agostino	718-507-6387	565-4330 565-4323	201-546-5089 718-445-2678
Philadelphia	Larry Shenk Vince Nauss	215-463-6000	755-9321	302-478-5154 215-522-9858
Pittsburgh	Greg Johnson Jim Lachimia	412-323-5000	323-5018	276-0309 931-0397
St. Louis	Kip Ingle Brian Bartow	314-421-3060	421-6450	227-4782
San Diego	Bill Beck Mike Swanson	619-283-7294	584-7210	672-1330 586-0715
San Francisco	Duffy Jennings David Aust	415-468-3700	468-2390	593-0332 364-4770

100 WINS

The Orioles won more than 100 games in each of 3 straight seasons—'69 (109), '70 (108) and '71 (101). Only two other clubs have achieved that feat in the history of major league baseball: the Philadelphia A's of '20-'30-'31 (104-102-107) and the St. Louis Cardinals in '42-'43-'44 (106-105-105).

O'S RECORD IS BEST IN MAJORS

Over the Last 30 Years ('57 thru '86)

During the last 30 years ('57 thru '86), the Orioles have won more games than any other club in the major leagues and have also compiled the best won-lost percentage.

Over those 3 decades the O's are 2671-2073 (.563) which gives them a 22 game lead over the 2nd place Yankees and a 69½ game lead over the 3rd place Dodgers. This, despite the fact the O's have fallen a composite 3 games under .500 over the past 3 seasons.

In the first 2 Baltimore seasons ('54 & '55), the Orioles were 111-197 (.360). They improved to 69-85 (.448) in '56 and really began to jell in '57 (76-76), their first .500 season in Baltimore.

Listed below are the records of the 16 clubs that have been in the big leagues during the entire 30 year period:

1. Orioles 2671-2073, .563	9. Giants 2436-2326, .512
2. Yankees 2654-2100, .558	10. White Sox 2411-2344, .507
3. Dodgers 2612-2153, .548	11. Braves 2375-2377, .4998
4. Reds 2578-2175, .542	12. Phillies 2352-2403, .495
5. Tigers 2496-2266, .524	13. Twins* 2330-2427, .490
6. Cardinals 2482-2268, .523	14. Indians 2260-2485, .476
7. Pirates 2481-2268, .522	15. Athletics 2241-2520, .471
8. Red Sox 2467-2291, .518	16. Cubs 2217-2531, .467

* includes Wash Senators, '54-'60

AND

Since Start of Divisional Play ('69 thru '86)

In 18 years of divisional play, initiated in 1969, the Orioles have also paced the major leagues in both total wins (1645) and winning percentage (.580), some 71 games better than the runner-up Yankees and 74½ up over the 3rd place Reds:

1. Orioles 1645-1193, .580	13. Mets 1400-1450, .491
2. Yankees 1578-1268, .554	14. Angels 1394-1460, .488
3. Reds 1557-1274, .553	15. Giants 1392-1464, .48739
4. Dodgers 1576-1280, .552	16. Twins 1386-1462, .48665
5. Red Sox 1554-1295, .545	17. Cubs 1366-1479, .480
6. Pirates 1497-1349, .526	18. White Sox 1361-1482, .479
7. Royals 1487-1361, .522	19. Expos 1358-1491, .477
8. Tigers 1473-1378, .517	20. Brewers 1347-1504, .47247
9. Cardinals 1455-1393, .511	21. Braves 1344-1503, .47208
10. Astros 1449-1406, .508	22. Rangers 1325-1518, .466
11. Phillies 1446-1407, .507	23. Indians 1297-1540, .457
12. Athletics 1445-1408, .506	24. Padres 1244-1609, .436

**ORIOLES RANK 2ND ONLY TO YANKEES
DURING THE EIGHTIES**


During the 7 seasons that Edward Bennett Williams has owned the Orioles, i.e. the decade of the "eighties", the O's rank 2nd only to the Yankees in won-lost percentage and are 3rd in total wins behind the Yankees and Tigers. Here is how all the major league clubs fared during that period (note—4 of top 7 teams and 6 of first 12 represent the A.L. East):

1. Yankees 606-472, .562	14. Angels 542-538, .502
2. Orioles 592-484, .55018	15. Mets 537-538, .4995
3. Tigers 594-486, .55000	16. Reds 535-544, .496
4. Dodgers 581-502, .536	17. Braves 526-550, .489
5. Astros 575-508, .531	18. Padres 525-557, .485
6. Phillies 571-507, .530	19. Athletics 519-562, .480
7. Red Sox 571-506, .530	20. Giants 508-574, .470
8. Cardinals 568-505, .529	21. Indians 498-575, .464
9. Royals 567-508, .527	22. Pirates 493-580, .459
10. Expos 558-519, .518	23. Rangers 492-582, .458
11. Blue Jays 545-532, .506	24. Cubs 489-582, .457
12. Brewers 545-533, .506	25. Twins 477-603, .442
13. White Sox 541-535, .503	26. Mariners 454-627, .420

"O's Rank 3rd in Majors since '54", see page 26.

ORIOLES RETIRED NUMBERS

No.	Player	Year	No.	Player	Year
20	Frank Robinson (of)	1972	4	Earl Weaver (mgr)	1982
5	Brooks Robinson (3b)	1977	22	Jim Palmer (rhp)	1985



Edward Bennett Williams
Chairman of the Board
and President



Henry J. Peters
Executive Vice President
General Manager

EDWARD BENNETT WILLIAMS

Edward Bennett Williams, a world-renowned Washington attorney, is in his 8th season as the Orioles' owner-chairman-president since buying the ballclub November 1, '79.

In his first four years in that capacity the O's logged three 2nds and a world championship. Over the last three seasons the results have not been as rewarding despite the vigorous and dynamic efforts of **Mr. Williams** and his able general manager **Hank Peters**.

However, be assured, to **Mr. Williams** losing will never be an acceptable alternative. The 66-year old Hartford, Connecticut native has been a winner throughout a brilliant career that has spanned some 40 years in the courtroom and has included 20 years as president of the Washington Redskins.

Mr. Williams, the founder and senior partner of the Washington law firm, **Williams & Connolly**, was a 1941 summa cum laude graduate of **Holy Cross College**. He served in the U.S. Air Force during World War II. He attended **Georgetown University Law School** where he graduated in 1945 and was admitted to the D.C. Bar. He has been a Washington-area resident ever since.

The father of seven children (**Joe, Ellen, Bennett, Ned, Dana, Tony** and **Kimberly**), he lives with his wife, the former **Agnes Anne Neill** (also a **Georgetown University Law School** graduate), and family in Potomac, Maryland.

Mr. Williams taught Criminal Law and Evidence at **Georgetown Law School** from 1946 to 1958; was guest professor of American Criminal Law at the **University of Frankfurt** in West Germany in '54; and, in 1971, was visiting lecturer at **Yale University Law School** where he taught Constitutional Litigation. He holds honorary degrees from 14 universities.

He was chairman of the **American Bar Association Special Committee on Crime Prevention and Control** from 1970 to 1972. In 1966 the **D.C. Bar Association** presented him with its "Lawyer of the Year" award. . . . He is a fellow of the **American College of Trial Lawyers** and was a member of its Board of Regents from 1968 to 1972.

By appointment of the **Chief Justice of the United States** in March 1965, **Mr. Williams** served on the **U.S. Judicial Conference Advisory Committee** on Federal Rules of Evidence until 1974 and, from 1971 to 1974, on the **Chief Justice's Committee on Court Facilities and Design**.

From 1971 to 1978 he served as chairman of the **Judicial Nominating Commission for the Sixth Judicial Circuit of Maryland**.

By appointment of **President Gerald Ford**, **Mr. Williams** served on the **President's Foreign Intelligence Advisory Board** in 1976 and 1977. In 1977 **President Jimmy Carter** appointed him a consultant to the **National Security Agency (NSA)**. In November 1980, **President-elect Ronald Reagan** appointed **Mr. Williams** as one of three prominent Democrats to serve on the **Foreign Policy Advisory Board** to assist in the presidential transition. From 1982 to 1985, he again served on the **President's Foreign Intelligence Advisory Board**, and is presently General Counsel to the Board.

Mr. Williams was treasurer of the **Democratic National Committee** from 1974 to 1977; has served as general counsel of **Georgetown University** since 1949; is chairman of the board of trustees of **Holy Cross College**, and is general counsel of the **Motion Picture Association of America**.

HENRY J. (HANK) PETERS

Hank Peters has been the Orioles' executive vice-president/general manager for the past 11 seasons, since he signed the first of three five year contracts in November 1975. . . . At that time, he replaced **J. Frank Cashen**, who had resigned to join the Carling National Brewery.

Hank's contract was extended for another five years (thru '84) after the '79 season and was extended again 3 years ago for another 5 year term (thru '89).

A veteran of 40 years in professional baseball, **Hank** has twice earned major league "Executive of the Year" honors ('79, '83) from **THE SPORTING NEWS**, and won UPI's major league executive award in '79 as well.

The 62-year old (Sep. 16, '24) St. Louis native has shown an amazing ability to adjust to the abrupt and rapid changes that have affected player-management relations during the past several years. . . . It has been an invaluable asset.

Hank came to Baltimore after four years as president of the National Association of Professional Baseball Leagues (the governing body of minor league baseball). Before accepting that position in December 1971, **Hank** has spent five years with the Cleveland Indians as vice-president for player personnel.

Prior to that, he had worked with the Kansas City A's for a decade. During his tenure there, he had the distinction of being the last general manager appointed by club-owner **Charles O. Finley** (who later became his own g.m.). He has also worked with the St. Louis Browns and Cincinnati Reds.

He first broke into baseball in 1946 after serving three years in the U.S. Army in World War II during which he was stationed in England, Germany and Czechoslovakia.

He got his start with the hometown Browns in the minor league department, working for Farm Director **Jim McLaughlin**, who later served the Orioles in the same capacity (and still lives in Baltimore), and **Bill DeWitt**, the general manager.

When the franchise was moved to Baltimore in October 1953, **Hank** took a job as general manager of the independent Burlington, Iowa club in the Class B Three-I League.

After the 1954 season, he joined the new Kansas City A's (who had just moved from Philadelphia) as farm director. He remained in that position thru 1960. In early 1961, following a disagreement with owner **Finley**, **Hank** resigned and spent the balance of the season working again for **DeWitt** (then g.m. at Cincinnati), as farm director of the Reds who went on to win the N.L. pennant that season.

However, in December 1961, he returned to the A's as assistant general manager/farm director. In 1965, he was appointed general manager. During his tenure such future stars as Hall of Famer "**Catfish**" **Hunter**, **Bert Campaneris**, **Reggie Jackson**, **Sal Bando**, **Joe Rudi**, **Rick Monday**, **Gene Tenace** and **Rollie Fingers** were signed and developed in the A's Farm system.

Hank moved to Cleveland in 1966 as a vice-president for player personnel and remained there until he was elected to succeed the retiring National Association President **Phil Piton** in December 1971. . . . At the time, the National Association was headquartered in Columbus, Ohio, but in September 1973, **Hank** moved the office to its present site in St. Petersburg, Florida.

He and his wife, **Dottie**, whom he met while both were working for the Browns, have been married 36 years. . . . They have two children: **Sharon** and **Steven**, and two grandchildren: **Shannon Nicole Torrez**, born Dec. 12, '80, and **Christopher Henry Peters**, born Oct. 16, '83, the day the Orioles won the 1983 World Series.

PRESIDENTIAL VISITS

The Orioles are 0-4 in games in which a President has thrown out the first ball at Memorial Stadium. The O's are 0-3 with President Ronald Reagan present (1st game of '83 World Series and home openers in '84 & '86). They also lost the only game President Jimmy Carter attended, the seventh game of the '79 World Series. No other Presidents have visited Memorial Stadium, although in the first game the O's ever played in Baltimore in '54, Richard Nixon threw out the first ball as Vice President under President Dwight Eisenhower. The O's did win that game, 3-1 over the White Sox (see also "O's first game in Baltimore").

ORIOLES ATTENDANCE INFORMATION

ANNUAL ATTENDANCE FIGURES, 1954-1986

AT MEMORIAL STADIUM				ON THE ROAD			
SEASON	ATTENDANCE	DATES	AVG. DATE	ATTENDANCE	DATES	AVG. DATE	SEASON
1986	1,973,178	79	24,977	1,737,893	80	21,724	1986
1985	2,132,387	80	26,655	1,657,460	76	21,809	1985
1984	2,045,784	76	26,918	1,759,964	81	21,728	1984
1983	2,042,071	77	26,520	1,854,401	77	24,083	1983
1982	1,613,031	74	21,798	1,622,109	80	20,276	1982
1981	1,024,247	53	19,325	954,002	46	20,739	1981
1980	1,797,438	80	22,468	1,608,616	77	20,891	1980
1979	1,681,009	72	23,347	1,596,922	76	21,012	1979
1978	1,051,724	73	14,407	1,495,193	78	19,169	1978
1977	1,195,769	77	15,529	1,412,675	72	19,620	1977
1976	1,058,609	74	14,306	1,307,920	74	17,675	1976
1975	1,002,157	68	14,738	1,163,631	74	15,725	1975
1974	962,572	74	13,008	1,289,741	75	17,197	1974
1973	960,303	72	13,338	1,184,679	75	15,796	1973
1972	899,950	69	13,042	1,265,353	74	17,099	1972
1971	1,023,037	64	15,985	1,165,879	76	15,341	1971
1970	1,057,069	75	14,094	1,311,394	78	16,813	1970
1969	1,062,094	73	14,549	1,244,770	74	16,821	1969
1968	868,709	71	12,235	1,256,724	76	16,536	1968
1967	860,390	64	13,444	1,122,760	74	15,172	1967
1966	1,203,366	67	17,961	1,309,159	76	17,225	1966
1965	781,649	68	11,495	930,538	73	12,747	1965
1964	1,116,215	69	16,177	1,057,173	72	14,683	1964
1963	774,343	72	10,755	829,732	71	13,081	1963
1962	790,254	72	10,976	886,543	70	12,665	1962
1961	951,089	70	13,587	1,001,302	71	14,103	1961
1960	1,187,849	71	16,730	1,151,055	69	16,682	1960
1959	891,926	64	13,936	990,449	71	14,317	1959
1958	829,991	67	12,388	660,352	69	9,570	1958
1957	1,029,581	67	15,367	739,289	66	11,201	1957
1956	901,201	67	13,539	678,173	64	10,595	1956
1955	852,039	62	13,743	648,412	56	11,579	1955
1954	1,060,910	67	15,834	614,833	64	9,607	1954
Totals	38,681,941	2328	16,616	39,509,096	2385	16,566	

*Average annual attendance home—1,172,180 away—1,197,245

ORIOLES RECORD CROWDS

MEMORIAL STADIUM	ATTENDANCE	DATE	OPPONENT
Largest Crowd	54,458	Oct. 9, '66	Dodgers (World Series)
Largest Crowd, Reg. Sea.	52,292	Apr. 7, '86	Indians (Opening Day)
Single Night Game	51,883	Oct. 1, '82	Brewers
Day Doubleheader	51,764	June 10, '84	Tigers
Night Doubleheader	51,883	Oct. 1, '82	Brewers
Opening Day	52,292	Apr. 7, '86	Indians
Memorial Day	42,949	May 25, '81	Yankees
Independence Day	45,339	July 4, '77	Tigers
Labor Day	41,202	Sep. 5, '83	Red Sox
Five Date Series	249,605*	Aug. 14-18, '80	Yankees
Four Date Series	166,752	June 12-15, '86	Yankees
Three Date Series	150,757	Oct. 1-3, '82	Brewers
Two Date Series	69,569	July 1-2, '57	Yankees
Smallest Crowd	655	Aug. 17, '72	White Sox
All Star Game	48,829	July 8, '58	—
Most 100,000+ Series	9	1985	—
ON THE ROAD			
Largest Crowd	67,064	Oct. 16, '83	Phillies (World Series)
Largest Crowd, Reg. Sea.	63,073	Apr. 23, '83	Angels (Anaheim)
Smallest Crowd	476	Sep. 19, '63	Angels (L.A.)
Single Series (3 dates)	156,458	Aug. 8-10, '80	Yankees (3 games)
Single Series (4 dates)	188,350	Aug. 3-6, '79	Yankees (4 games)

*Major League Record

2 MILLION STREAK SNAPPED: The Orioles failed to reach the 2 million mark in home attendance for the first time since '82, but featured both the largest regular season crowd and largest 4-date series in the club's history (see below). The O's would have become only the 3rd A.L. club to draw 2 million at home for at least 4 straight years (New York did it twice, '47-'50 and '76-'80 and California has a current streak of 5 straight 2 million seasons). The O's drew 1,973,178, 4th best in club history, and the highest ever for a last place club (Houston drew 2,151,470 in '65 and finished 9th out of 10 teams). The O's were over 1 million in home attendance for the 12th straight full season. (Cont. on page 63.)

Orioles Game and Ticket Information

STARTING TIMES

Day Games & Afternoon Doubleheaders 2:05
***Exceptions:**

Wed., Apr. 8 vs. Texas—4:05
 Sun., Aug. 16 vs. Milwaukee—3:05
 Sat., Sep. 26 vs. New York—TBA

Night Games 7:35

***Exceptions:** All Home Fridays 8:05

*Other game times are subject to change due to network television scheduling.
 (Eastern Daylight Time Starts Apr. 5)

TICKET PRICES

Lower Box	\$9.50
Mezzanine Box	8.50
Terrace Box	8.50
(Lower Deck)	
Upper Box	7.00
Lower & Upper Reserved	6.50
Lower Res. Grandstand	5.50
General Admission	
Adult	4.75
*Child/Senior Citizens	2.50

MEMORIAL STADIUM TICKET OFFICE

1000 block East 33rd Street

Mon. thru Sat., 9 A.M. to 6 P.M.
 During Night Games until 8:30 P.M.
 Sundays when Club is at home,
 12 Noon until 6 P.M.

TICKET INFORMATION

Call (301) 338-1300
 (202) 347-2525**

*Child's prices will NOT be effective on children's souvenir giveaway dates, or on dates that everyone receives souvenir items, regardless of age... There will be no discounts on dates that general admission tickets are sold in advance on a reserved basis.

**Orioles Baseball Store in Washington, D.C.

TICKETCENTER PHONECHARGE*

Box and reserved seat tickets to all Orioles home games can be ordered by phone and charged to your major credit card. PhoneCharge hours: 10 A.M. to 10 P.M.

Baltimore Metro Area	792-4001
Washington Metro Area	432-0200
Richmond (Va.) Area	780-3777
From all other Areas	1-800-448-9009

*A service charge is assessed on all TicketCenter phone charges.

SPECIAL TICKET PROGRAMS

Junior Orioles: Youngsters, 16 and under, can attend 10 select Orioles' games for a total price of \$3.00. Kits available at participating Roy Rogers, Giant Food Stores and Rite Aid Stores, or order through the mail for \$3.50, c/o Junior Orioles, P.O. Box 396, Lutherville, MD 21093.

Student Discount Program: Senior high school and college students may purchase upper reserved seats, regularly priced at \$6.50 for just \$3.50 for many Orioles' home games. Student membership cards can be obtained at area high schools and colleges, or at the Orioles' office.

MEMORIAL STADIUM DATA

Lower Boxes	7,474 ¹	Lower Reserved	8,533 ³
Terrace Boxes		Upper Reserved	12,298 (20,831)
(Rows 16-24)	3,519	Lower Grandstand	3,273
Mezzanine Boxes	1,978 ²	Gen. Adm. Lower	8,135 ⁴
Upper Boxes	3,610	Gen. Adm. Upper	5,169 (13,304)
"Sky" Boxes	13 (16,594)		

CAPACITY 54,002

(1) Includes 2,568 "Field Boxes" installed in '61 ... (2) Includes 90 seats in "Bird Feed" Area ... (3) Includes 3,484 "partially obstructed" seats ... (4) Includes 853 "partially obstructed" seats.

Additional Totals: Lower Stand Boxes (10,993) ... Lower Stand Box & Reserved (18,662) ... Total Lower Stand Capacity, including General Admission (30,934) ... Upper Stand Boxes & Reserved, excluding Mezzanine (15,908) ... Total Upper Stand Capacity (23,068) ... A total of 723 seats were added to the upper deck in 1977 (35th row).

See page 72 for Memorial Stadium history & diagram.

LARGEST WALKUP

The largest "walk-up" sale in Memorial Stadium was 31,626 for a May 9, 1971 weeknight game featuring the Oakland A's sensational rookie Vida Blue against the Orioles' Ace Jim Palmer. Something under 12,000 tickets had been sold in advance of game day ... The total paid attendance that night was 43,307.

ORIOLES CAREER PITCHING LEADERS

ERA		STRIKEOUTS		GAMES	
(500 or more innings)					
S. Miller	2.37	Palmer	2,212	Palmer	558
Wilhelm	2.42	McNally	1,476	T. Martinez	499
Watt	2.73	Flanagan	1,175	McNally	412
Dobson	2.78	Cuellar	1,011	Watt	363
Palmer	2.86	Pappas	944	Hall	342
O'Dell	2.87	Barber	918	Flanagan	328
Hall	2.89	D. Martinez	858	McGregor	326
Hardin	2.95	McGregor	855	D. Martinez	319
Phoebeus	3.06	Davis	586	Stewart	307
Roberts	3.09	T. Martinez	584	S. Miller	297
		Boddicker	584		

WINS		INNINGS		SHUTOUTS	
Palmer	268	Palmer	3,947.2	Palmer	53
McNally	181	McNally	2,653	McNally	33
Cuellar	143	Flanagan	2,090	Cuellar	30
Flanagan	136	McGregor	2,038.2	Pappas	26
McGregor	136	Cuellar	2,028	McGregor	22
Pappas	110	D. Martinez	1,775.1	Barber	19
D. Martinez	108	Pappas	1,632	Flanagan	17
Barber	95	Barber	1,415	Phoebus	11
Hall	65	H. Brown	1,032	Boddicker	11
Boddicker	63	Grimsley	908	D. Martinez	10

LOSSES		SAVES		WON-LOST PCT. (Minimum 50 dec.)	
Palmer	152	T. Martinez	105	Stone	656 (40-21)
McNally	113	S. Miller	88	Palmer	638 (268-152)
Flanagan	103	Watt	72	Bunker	620 (44-27)
McGregor	98	Stoddard	57	Cuellar	619 (143-88)
D. Martinez	93	Hall	51	Hall	619 (65-40)
Cuellar	88	Aase	48	McNally	616 (181-113)
Barber	75	Stanhouse	45	Pappas	598 (110-74)
Pappas	74	Stewart	42	McGregor	581 (136-98)
Boddicker	49	Wilhelm	40	Dobson	581 (36-26)
H. Brown	48	G Jackson	39	Phoebeus	5747 (50-37)
				Phvis	5744 (54-40)

COMPLETE GAMES: Palmer 211; Cuellar 133; McNally 120; Flanagan 94; McGregor 82; Pappas 81; D. Martinez 69; Barber 53; Boddicker 42; Grimsley 38.

ORIOLES CAREER BATTING LEADERS

GAMES		AT BATS		RUNS	
B. Robinson	2,986	B. Robinson	10,654	B. Robinson	1,232
Belanger	1,962	Powell	5,912	Murray	884
Powell	1,763	Belanger	5,734	Powell	796
Blair	1,700	Murray	5,624	Bumby	772
Murray	1,499	Blair	5,605	Blair	737
Singleton	1,446	Singleton	5,115	Singleton	684
Bumby	1,428	Bumby	4,958	Belanger	670
Dempsey	1,237	Dauer	3,829	F. Robinson	555
Dauer	1,140	Dempsey	3,576	Ripken	529
D. Johnson	995	D. Johnson	3,489	Dauer	448

HITS		DOUBLES		TRIPLES	
B. Robinson	2,848	B. Robinson	482	B. Robinson	68
Murray	1,679	Murray	296	Bumby	52
Powell	1,574	Blair	269	Blair	51
Singleton	1,455	Powell	243	Aparicio	34
Blair	1,426	Singleton	235	Belanger	33
Bumby	1,403	Bumby	217	Grich	27
Belanger	1,304	Dauer	193	Brandt	22
Dauer	984	D. Johnson	186	Boyd	20
Ripken	927	Belanger	174	Snyder	20
D. Johnson	904	Dempsey	169	Ripken	20
				Murray	20

HOME RUNS		TOTAL BASES		RUNS BATTED IN	
Powell	303	B. Robinson	4,270	B. Robinson	1,357
Murray	275	Murray	2,840	Powell	1,063
B. Robinson	268	Powell	2,748	Murray	1,015
Singleton	182	Singleton	2,274	Singleton	767
F. Robinson	179	Blair	2,175	Blair	567
Triandos	142	Bumby	1,883	F. Robinson	545
Ripken	133	Belanger	1,604	Triandos	517
Blair	126	F. Robinson	1,598	L. May	487
Gentile	124	Ripken	1,549	Ripken	472
	123	Triandos	1,351	Gentile	398

EXTRA BASE HITS		BATTING AVERAGE (minimum 1,200 ab's)		STOLEN BASES	
B. Robinson	818	Nieman	303	Bumbry	252
Murray	591	Boyd	301	Blair	167
Powell	557	F. Robinson	300	Aparicio	166
Blair	446	Murray	299	Belanger	166
Singleton	436	T. Davis	291	Baylor	118
F. Robinson	340	Ripken	289	Buford	85
Ripken	336	Rettenmund	284	Grich	77
Bumbry	322	Singleton	284	Kelly	55
DeCinces	282	Bumbry	283	Murray	55
D. Johnson	268	Woodling	27983	Shelby	52
		Snyder	27954	Rettenmund	52

WALKS
Powell 889; Singleton 885; B. Robinson 860; Murray 708; Belanger 571; Bumby 464; F. Robinson 460; Grich 457; Blair 420; Buford 420.

ORIOLES YEAR-BY-YEAR LEADERS

YR.	AVERAGE	HOME RUNS	RUNS BATTED IN	STOLEN BASES
54	Abrams 293	Stephens	8 Stephens	46 Coan 9
55	Triandos 277	Triandos	12 Triandos	65 Diering 5
				Pope 5
56	Nieman 322	Triandos	21 Triandos	88 Francona 11
57	Boyd 318	Triandos	19 Triandos	72 Pilarcik 14
58	Woodling 276	Triandos	30 Triandos	79 Pilarcik 7
59	Woodling 300	Triandos	25 Woodling	77 Pilarcik 9
60	B. Robinson 294	Hansen	22 Gentile	98 Breeding 10
61	Gentile 302	Gentile	46 Gentile	141 Brandt 10
62	B. Robinson 303	Gentile	33 Gentile	87 Brandt 9
63	A. Smith 272	Powell	25 Powell	82 Aparicio★ 40
64	B. Robinson 317	Powell	39 B. Robinson★	118 Aparicio★ 57
65	B. Robinson 297	Blefary	22 B. Robinson	80 Aparicio 26
66	F. Robinson★ 316	F. Robinson★	49 F. Robinson★	122 Aparicio 25
67	F. Robinson 311	F. Robinson	30 F. Robinson	94 Aparicio 18
68	B. Robinson 253	B. Robinson	17 Powell	85 Buford 27
69	F. Robinson 308	Powell	37 Powell	121 Blair 20
70	F. Robinson 306	Powell	35 Powell	114 Blair 24
71	Rettenmund 318	F. Robinson	28 F. Robinson	99 Buford 15
				Rettenmund 15
72	Grich 278	Powell	21 Powell	81 Baylor 24
73	Davis 306	Williams	22 Davis	89 Baylor 32
74	Davis 289	Grich	19 Davis	84 Baylor 29
75	Singleton 300	Baylor	25 L. May	99 Baylor 32
76	Singleton 278	R. Jackson	27 L. May★	109 Bumby 42
77	Singleton 328	L. May	27 L. May	99 Kelly 25
		Murray	27 Singleton	99
78	Singleton 293	DeCinces	28 Murray	95 Harlow 14
79	Murray 295.4	Singleton	35 Singleton	111 Bumby 37
	Singleton 294.7			
80	Bumby 318	Murray	32 Murray	116 Bumby 44
81	Murray 294	Murray★	22 Murray★	78 Bumby 22
82	Murray 316	Murray	32 Murray	110 Bumby 10
83	Ripken 318	Murray	33 Murray	111 Shelby 15
84	Murray 306	Murray	29 Murray	110 Shelby 12
85	Murray 297	Murray	31 Murray	124 Wiggins 30
86	Murray 305	Ripken	25 Murray	84 Wiggins 21

To be listed as average leader, player must have qualifying plate appearances (502 minimum)

YR.	WON	LOST	INNINGS PITCHED	ERA	
54	Coleman	13 Larsen★	21 Coleman	221 Pillette	3.12
55	Wilson	12 Wilson★	18 Wilson	235 Wilson	3.45
56	Moore	12 Wight	12 Moore	185 C. Johnson	3.42
57	Johnson	14 Moore	13 Johnson	242 Johnson	3.20
58	Portocarrero	15 Harshman	15 Harshman	236 Harshman	2.90
59	Pappas Wilhelm	15 O'Dell	12 Wilhelm	226 Wilhelm★	2.19
60	Estrada●	18 Estrada Fisher Pappas	11 Estrada	209 Brown	3.06
61	Barber	18 Fisher	13 Barber	248 Pappas	3.03
62	Pappas	12 Estrada●	17 Estrada	223 Roberts	2.78
63	Barber	20 Barber Roberts	13 Barber	259 Barber	2.75
64	Bunker	19 Barber	13 Pappas	252 Bunker	2.69
65	Barber	15 Barber	10 Pappas	221 Pappas	2.61
66	Palmer	15 Palmer	10 McNally	213 McNally	3.17
67	Phoebus	14 S. Miller Richert	10 Phoebus	208 Phoebus	3.33
68	McNally	22 Phoebus	15 McNally	273 McNally	1.95
69	Cuellar	23 Cuellar	11 Cuellar	291 Palmer	2.34
70	Cuellar● McNally●	24 Palmer	10 Palmer●	305 Palmer	2.71
71	McNally	21 Cuellar Palmer	9 Cuellar	292 Palmer	2.68
72	Palmer	21 Dobson●	18 Palmer	274 Palmer	2.07
73	Palmer	22 McNally	17 Palmer	296 Palmer★	2.40
74	Cuellar	22 Grimsley	13 Grimsley	296 Grimsley	3.07
75	Palmer●	23 Grimsley	13 Palmer	323 Palmer★	2.09
76	Palmer★	22 Cuellar Palmer	13 Palmer★	315 Palmer	2.51
77	Palmer●	20 R. May	14 Palmer★	319 Palmer	2.91
78	Palmer	21 Flanagan	15 Palmer★	296 Palmer	2.46
79	Flanagan★	23 D. Martinez	16 D. Martinez★	292 Flanagan	3.08
80	Stone★	25 Flanagan	13 McGregor	252 Stone	3.23
81	D. Martinez●	14 Palmer Stewart	8 D. Martinez	179 Stewart	2.33
82	D. Martinez	16 D. Martinez McGregor	12 D. Martinez	252 Palmer	3.13
83	McGregor	18 D. Martinez	16 McGregor	260 Boddicker	2.77
84	Boddicker	20 Flanagan	13 Boddicker	261 Boddicker	2.79
85	McGregor	14 Boddicker	17 McGregor	204 Dixon	3.67
86	Boddicker	14 McGregor	15 Boddicker	218 Flanagan	4.24

* Led league

* Tied for league lead

To qualify as era leader must have 154 innings ('54-'60) and 162 or more innings (starting '61).

ORIOLES TOP PERFORMANCES BY MONTH

HOME RUNS			RUNS BATTED IN		
15	Jim Gentile	Aug. '61	32	Mike Young	Aug. '85
13	Frank Robinson	Jul. '66	31	Doug DeCinces	Jul. '78
12	Frank Robinson	Aug. '66		Boog Powell	Jul. '69
11	Eddie Murray	Jun. '78	30	Jim Gentile	Aug. '61
	Boog Powell	Aug. '66		Eddie Murray	Sep. '80
	Boog Powell	Jul. '69	29	Frank Robinson	Jul. '66
	Mike Young	Aug. '85		Boog Powell	Jul. '70
				Eddie Murray	Jul. '85

ORIOLES A.L. PLAYER OF THE MONTH AWARDS

YEAR	PLAYER	MONTH	YEAR	PLAYER	MONTH
1975	Jim Palmer, p	Aug.	1981	Dennis Martinez, p	Sep.
1976	Reggie Jackson, of	Jul.		(tied with Larry Gura, K.C.)	
1978	Doug DeCinces, 3b	Jul.	1982	Eddie Murray, 1b	Apr.
1980	Steve Stone, p	Jun.		Tippy Martinez, p	July
	Tim Stoddard, p	Sep.		Jim Palmer, p	Aug.
	Eddie Murray, 1b	Sep.	1983	Scott McGregor, p	July
	(tied with Jim Rice, Bos.)			Cal Ripken, ss	Sep.
1981	Ken Singleton, of	Apr.	1984	Eddie Murray, 1b	May
	Eddie Murray, 1b	Sep.		Mike Boddicker, p	May
	(tied with Willie Wilson, K.C.)		1986	Don Aase, p	May

NOTE: In 1979 the American League started a Pitcher of the Month Award, in addition to the Player of the Month.

300 HITTERS

In 33 seasons the Orioles have had 23 qualifying, 300 hitters (477 plate appearances from '54 through '60 and 502 plate appearances since '61) and only five times (three in '80 and two in '69, '77, '83 & '84) have they had more than one in the same season. The complete list: 1956—Bob Nieman, 322... 1957—Bob Boyd, 318... 1959—Gene Woodling, 300... 1961—Jim Gentile, 302... 1962—Brooks Robinson, 303... 1964—Brooks Robinson, 317... 1966—Frank Robinson, 316... 1967—Frank Robinson, 311... 1969—Frank Robinson, 308 and Boog Powell, 304... 1970—Frank Robinson, 306... 1971—Merv Rettenmund, 318... 1973—Tommy Davis, 306... 1975—Ken Singleton, 300... 1977—Ken Singleton, 328 (club record) and Al Bumbry, 317... 1980—Al Bumbry, 318, Ken Singleton, 304, and Eddie Murray, 300... 1982—Eddie Murray, 316... 1983—Cal Ripken, 318 and Eddie Murray, 306... 1984—Eddie Murray, 306 and Cal Ripken, 304... 1986—Eddie Murray, 305.

* Led league

30 HOME RUN CLUB

Six different Orioles have hit 30 or more home runs in a season 15 different times. Eddie Murray and Boog Powell have each done it 4 times, tying the club's all-time high. Frank Robinson accomplished the feat three times, Jim Gentile twice and Gus Triandos and Ken Singleton once each. Triandos was the first Oriole to achieve that mark when he hit 30 homers in '58, earning him a share of the A.L. record for a catcher that stood for 24 years until Detroit's Lance Parrish broke it in '82.

By Year: 1958—Triandos (30)... 1961—Gentile (46)... 1962—Gentile (33)... 1964—Powell (39)... 1966—F. Robinson (49) and Powell (34)... 1967—F. Robinson (30)... 1969—Powell (37) and F. Robinson (32)... 1970—Powell (35)... 1979—Singleton (35)... 1980—Murray (32)... 1982—Murray (32)... 1983—Murray (33)... 1985—Murray (31).

Frank Robinson is the only Oriole to have led the league outright in homers (49 in '66). Murray tied three others for A.L. top honors with 22 during the abbreviated '81 season.

100 RBI MEN

During the O's first seven years ('54 thru '60), nobody drove in 100 runs... Then, in '61, Jim Gentile broke the barrier with gusto while accumulating 141 rbi, still a club record.

Since then, seven different players have driven in 100 runs 17 times; Eddie Murray (5 times); Boog Powell (3 times); Brooks and Frank Robinson, Ken Singleton and Cal Ripken (twice); Lee May (once).

By Year: 1961—Gentile (141)... 1964—Brooks (118)*... 1966—Frank (122)*, Powell (109) and Brooks (100)... 1969—Powell (121) and Frank (100)... 1970—Powell, (114)... 1976—May (109)*... 1979—Singleton (111)... 1980—Murray (116) and Singleton (104)... 1982—Murray (110)... 1983—Murray (111) and Ripken (102)... 1984—Murray (110)... 1985—Murray (124) and Ripken (110).

NOTE: Murray became the fourth Oriole to lead the American League in runs batted in with 78 in '81.

* Led league

ORIOLE HOME RUN AND RBI RECORDS BY POSITION

POS.	PLAYER	HR	YR.	POS.	PLAYER	RBI	YR.
1B	Jim Gentile	45*(46)	1961	1B	Jim Gentile	139*(144)	1961
2B	Bobby Grich	19	1974	2B	Bobby Grich	82	1974
3B	Brooks Robinson	28	1964	3B	Brooks Robinson	118	1964
SS	Cal Ripken	27	1983	SS	Cal Ripken	110	1985
LF	Boog Powell	39	1964	LF	Boog Powell	94*(99)	1964
CF	Paul Blair	26	1969	CF	Paul Blair	76	1969
RF	Frank Robinson	47*(49)	1966	RF	Frank Robinson	117*(122)	1966
C	Gus Triandos	30	1958	C	Gus Triandos	78*(79)	1958
DH	Lee May	25	1978	DH	Tommy Davis	83*(89)	1973
						83*(84)	1974
						83*(84)	1983

* HR & RBI all that position only. Total HR and RBI for season are in parentheses.

BALTIMORE ORIOLES RECORDS

1954 thru 1986

BATTING

Individual—By Game

Most Hits 5... Accomplished 26 times: 3 times—Luis Aparicio (all in '66); Cal Ripken [8/22/82 vs. Tex (A), 9/3/83 vs. Min. (A), 5/5/85 vs. Min. (A)]... Twice—Don Baylor, Bob Boyd, Al Bumbry, Tommy Davis, Brooks Robinson... Once—Jerry Adair, Mark Belanger, Paul Blair ('69 ALCS), Ritchie Coggins, Clint Courtney, Rich Dauer, Billy Goodman, Eddie Murray [4/17/82 vs. Chi. (A)], Russ Synder, Gene Woodling.

Most Hits, M.S. 5... Accomplished 4 times: Jerry Adair [8/24/62—vs. N.Y.] Bob Boyd† [9/15/57 vs. Cle.] Rich Dauer [6/2/80—vs. Mil.], Billy Goodman† [9/15/57—vs. Cle.]

Most Runs 4... Accomplished 23 times: 3 times—Merv Rettenmund... Twice—Bob Boyd, Don Buford, Al Bumbry, Eddie Murray [9/18/78 vs. Cle. (A), 4/10/83 vs. Cle. (A)]... Once—Luis Aparicio, Don Baylor, Mark Belanger, Bob Johnson, John Lowenstein, Brooks Robinson, Frank Robinson, John Shelby, Lee Lacy [6/8/86 vs. N.Y. (A)].

Most RBI 9... Jim Gentile—May 9, '61 vs. Minnesota (A) Eddie Murray—Aug. 26, '85 vs. California (A)

Most RBI M.S. 7... Boog Powell—Jul. 6, '66 vs. K.C. A's Eddie Murray—May 18, '86 vs. Oakland

Most RBI, Opp. 8... Mike Epstein—Jun. 19, '70, Washington (H)

Most RBI, D-header ... 11... Boog Powell—Jul. 6, '66 vs. K.C. A's (H)

Most Doubles 4... Charlie Lau—Jul. 13, '62 vs. Cleveland (H) Dave Duncan—Jun. 30, '75 vs. Boston (A)

Most Triples 3... Al Bumbry—Sep. 22, '73 vs. Milwaukee (A)

Most Home Runs 3... See Home Run Section on page 13.

Most Total Bases 13... Eddie Murray (twice)—Sep. 14, '80 vs. Toronto (A) & Aug. 26, '85 vs. California (A) Boog Powell—Aug. 15, '66 vs. Boston (A) Cal Ripken—Sep. 3, '83 vs. Minnesota (A) Lee Lacy—June 8, '86 vs. New York (A)

Most Total Bases, M.S. 12... Bobby Grich—Jun. 18, '74 vs. Min. (H) Juan Beniquez—Jun. 12, '86 vs. New York

Most Total Bases, Opp. 16... Rocky Colavito—Jun. 10, '59, Cleveland (H)

Most Stolen Bases ... 3... Accomplished 12 times: 5 times—Luis Aparicio; 3 times—Don Baylor; Once—Paul Blair, Don Buford, Al Bumbry, Larry Harlow.

Most Stolen Bases, Opp. 4... Rickey Henderson—Jun. 26, '85, New York (A) Dave Collins—Aug. 5, '84, Toronto (H)

Most Base on Balls ... 5... Bobby Grich—Aug. 9, '75 vs. Chicago (A)

Most Strikeouts. 5... Don Buford—Aug. 26, '71 vs. Chicago (A), [9 inn., consecutive]

Most Consecutive Hits, 2 or More Games .10... Ken Singleton—Aug. 26–28, '81

Most Consecutive Times Reached Safely 13... Jim Dwyer—Sep. 29 thru Oct. 2, '82 [5 walks/8 hits]

HITTING FOR CYCLE

Brooks Robinson Jul. 15, '60—vs. Chicago (A) [5 hits... 2 singles]
Cal Ripken May 6, '84—vs. Texas (A) [4 hits]

VS. O'S: Tony Horton, Cle., Jul. 2, '70 (at Bal.); Larry Hisle, Min., Jun. 4, '76 (at Bal.); George Brett, K.C., May 28, '79 (at K.C.); Bob Watson, Bos., Sep. 15, '79 (at Bal.); Tony Phillips, Oak., May 16, '86 (at Bal.).

Individual—By Season(s)

Most Games. 163... Brooks Robinson '61, '64

Most Consec. Games, One or More Seasons 765... Cal Ripken Current thru '86

Most Consec. Innings, One or More Seasons. 6,947... Cal Ripken Current thru '86

†—Boyd & Goodman were the first two of only 4 O's to get 5 hits in one game in 32 seasons at Memorial Stadium, and they did it in the same game, Sep. 15, '57.

**—Ties American League Record

BATTING—INDIVIDUALS BY SEASON (Cont.)

Most At Bats	668	Brooks Robinson	'61
Most Plate Appearances	736	Brooks Robinson	'66
Most Runs	122	Frank Robinson	'83
Most Hits	211	Cal Ripken	'80
	205	Al Bumbry	'80
Most Total Bases	367	Frank Robinson	'66
Most Singles	158	Al Bumbry	'80
Most Doubles	47	Cal Ripken	'83
Most Triples	12	Paul Blair	'67
Most HR, RHB	49	Frank Robinson	'66
Most HR, LHB	46	Jim Gentile	'66
Most Extra Base Hits	85	Frank Robinson	'61
Most RBI, LHB	141	Jim Gentile	'66
Most RBI, RHB	122	Frank Robinson	'85
Most RBI, SWB	124	Eddie Murray	Aug. '85
Most RBI, Month	32	Mike Young	'61
Most GWRBI	21	Jim Gentile (un-official)	'82
	20	Eddie Murray	'82
Most Consec. Games Hit Safely	22	Eddie Murray	'82
		Doug DeCinces	\$78-'79
Most Sac. Hits	23	Mark Belanger	'75
Most Sac. Flies	10	Jim Gentile	'62
		Brooks Robinson	'62, '64, '69
Most Stolen Bases	57	Luis Aparicio	'64
Most Walks	118	Ken Singleton	'75
Most Int. Walks	25	Eddie Murray	'84
Most Strikeouts	125	Boog Powell	'66
Fewest Strikeouts	19	Rich Dauer (618 app.)	'80
	7	Clint Courtney (437 app.—non-qualifier)	'54
Most Hit by Pitch	20	Bobby Grich	'74
Most GIDP	32	Cal Ripken	'85
	29	Brooks Robinson	'60
Most Pinch Hits	24*	Dave Philley	'61
Most Consec. Pinch Hits	6	Bob Johnson	'64
Most Pinch-Hit RBI	18	Dave Philley	'61
Highest Batting Avg.	328	Ken Singleton (536-176)	'77
Highest Slugging Avg.	646	Jim Gentile (486-314)	'61
Highest On-Base Pct.	438	Ken Singleton (651-285)	'77

Club Batting (Game, Inning)

Most Runs, Inning	10	Jul. 8, '69—vs. New York (H)
		Apr. 29, '79—vs. Oakland (A)
		Aug. 21, '85—vs. Seattle (A)
Most Runs, Game	19	Aug. 28, '67—vs. Cleveland (A)
Most Runs, Game, M.S.	18	Sep. 28, '73—vs. Cleveland (H)
Most Runs, Game, Both Clubs	34	Jun. 26, '78—Tor.-24, Bal.-10 (A)
	27	Jun. 8, '86—Bal.-18, N.Y.-9 (A)
Most Runs, Game, Both Clubs, M.S.	26	Aug. 14, '55—N.Y. 20, Bal. 6
Most Runs Yielded, Inning	12	Aug. 10, '65—to Boston (A)
Most Runs Yielded, Inning, M.S.	11	May 11, '62—to Washington
Most Runs Yielded, Game	24	Jun. 26, '78—to Toronto (A)
	20	Aug. 14, '55—to New York (H)
Larg. Win Margin	17	Jul. 27, '69—vs. Chicago (H), [17-0]
Larg. Loss Margin	16	Apr. 30, '60—to New York (H), [0-16]
Most Hits, Inning	9	Jul. 8, '69—vs. New York (H)
		Aug. 28, '80—vs. California (H)
Most Hits Yielded, Inning	11	Sep. 20, '83—to Detroit (A)
Most Hits, Game	26	Aug. 28, '80—vs. California (H), [9 innings]
Most Hits, Game, Both Clubs	41	May 14, '83—Tex.-22, Bal.-19 (A), [11 innings]
	40	Aug. 28, '80—Cal.-14, Bal.-26 (H), [9 innings]
Most Hits Yielded, Game	26	Apr. 23, '81—to Chicago (A) [9 innings]
	24	Jun. 26, '78—to Toronto (A) [9 innings]
Most Hits Yielded, Game, M.S.	22	Jul. 11, '69—to Boston [9 innings]
Most Doubles, Game	8	Aug. 26, '54—vs. Boston (H), Sep. 7, '65—vs. New York (A), Jun. 30, '66—vs. Kansas City (A), Aug. 28, '80—vs. California (H)

* American League record

†DeCinces' 22-game streak: 9/8/78 thru 4/6/79.
*Only 2 O's to get 200 hits in one season.

CLUB BATTING, GAME (Cont.)

Most Triples, Game	3	4 Times—Most recently: Sep. 22, '73—vs. Milwaukee (A), all by Al Bumbry.
Most Home Runs, Game	7	See "Home Run" section below
Most Total Bases, Game	41	Sep. 16, '85—vs. Detroit (A)
	39	Jul. 27, '69—vs. Chicago (H)
		Sep. 3, '83—vs. Minnesota (A)
Most Total Bases, Game, Opp.	41	Jun. 26, '78—to Toronto (A)
Most Stolen Bases, Game, Opp.	7	Aug. 28, '86—vs. Oakland (A)
	8	Sep. 27, '65—to Kansas City (H)
Most Left on Base, Game	21	Aug. 25, '68—vs. Boston (H), [18 innings]
Most Left on Base, 9 inn.	18	May 15, '71—vs. Boston (A)
Most Strikeouts, Game, 9 inn.	15	Apr. 25, '81—vs. Bos. (H)—Frank Tanana 7, Mark Clear 8
Most Strikeouts, Game, extra inn.	21†	Sep. 12, '62—vs. Wash. (H) (16 inn.)—all by Tom Cheney
Most Walks, Game	15	Sep. 28, '73—vs. Cleveland (H)—Wilcox 5, Lamb 4, Johnson 5, Bosman 1

Club Batting (Season)

Highest Average	273	'80	Most Extra Base Hits	478	'83
Lowest Average	225	'68	Most GIDP	159	'86
Highest Slugging Pct.	430	'85	Most Sacrifice Hits	110	'57
Most Runs	818	'85	Most Sacrifice Flies	59	'69
Most Hits	1523	'80	Most Stolen Bases	150	'76
Most Total Bases	2370	'85	Most Walks	717	'70
Most Doubles	283	'83	Most Intentional Walks	69	'71
Most Triples	49	'54	Most Strikeouts	1019	'64-'68
Most Home Runs	214	'85	Most Hit by Pitch	58	'74

HOME RUNS RECORDS

Individual

Most, Consecutive	4**	Don Baylor—Jul. 1-2, '75—vs. Bos. (A)-1, vs. Det. (A)-3
Most, Game	3	Accomplished 13 times
3 Times	Eddie Murray—	Aug. 29, '79—vs. Minnesota (A-Metro)
		Sep. 14, '80—vs. Toronto (A)
		Aug. 26, '85—vs. California (A)
Boog Powell—	Aug. 10, '63—vs. Washington (A-RFK)	
	Jun. 27, '64—vs. Washington (A-RFK)	
	Aug. 15, '66—vs. Boston (A)	
Once:	Don Baylor—	Jul. 2, '75—vs. Detroit (A)
	Juan Beniquez—	Jun. 12, '86—vs. New York (H)
	Paul Blair—	Apr. 29, '70—vs. Chicago (A)
	Curt Blefary—	Jun. 16, '67—vs. California (A)
	Dan Ford—	Jul. 20, '83—vs. Seattle (A)
	Bobby Grich—	Jun. 18, '74—vs. Minnesota (H)
	Lee Lacy—	Jun. 8, '86—vs. New York (A)
Most, Game, M.S.	3	Bobby Grich—Jun. 18, '74 vs. Min.
		Juan Beniquez—Jun. 12, '86 vs. N.Y.
Most, Game, by Opp., M.S.	4	Rocky Colavito—Jun. 10, '59, Cleveland
	3	Manny Jimenez—Jul. 4, '64, KC A's
		Lee Stanton—Jul. 10, '73, California
Most, Game, by Opp., Road	3	Preston Ward—Sep. 9, '58, KC A's
Most, Season	49	Frank Robinson, '66

(1) .49 . Frank Robinson (rhb)—'66	(9) .33 . Eddie Murray (swb)—'83
(2) .46 . Jim Gentile (lhb)—'61	(10) .32 . Frank Robinson (rhb)—'69
(3) .39 . Boog Powell (lhb)—'64	(11) .32 . Eddie Murray (swb)—'80
(4) .37 . Boog Powell (lhb)—'69	(12) .32 . Eddie Murray (swb)—'82
(5) .35 . Boog Powell (lhb)—'70	(13) .31 . Eddie Murray (swb)—'85
(6) .35 . Ken Singleton (swb)—'79	(14) .30 . Gus Triandos (rhb)—'58
(7) .34 . Boog Powell (lhb)—'66	(15) .30 . Frank Robinson (rhb)—'67
(8) .33 . Jim Gentile (lhb)—'62	

See Also, "30 Home Run" Club, page 10

Most, Season, M.S.	27	Frank Robinson—'66
Most, Season, Rookie	28	Cal Ripken—'82
Most, Season, Pitcher	6	Jack Harshman—'58
Most, Lifetime, Oriole	303	Boog Powell—'61-'74
	275	Eddie Murray—'77-'86
	268	Brooks Robinson—'55-'74
Most, Lifetime, M.S.	138	Brooks Robinson—'55-'77
	137	Eddie Murray—'77-'86
	133	Boog Powell—'61-'74

**Ties American League record

†Major league record

Home Runs—Individual (Cont.)

Most Grand Slams, Season	5††	Jim Gentile—'61
Most Grand Slams, Game	2††	Jim Gentile—May 9, '61—vs. Minnesota (A) Frank Robinson—Jun. 26, '70—vs. Washington (A)
Most Grand Slams, Lifetime	14	Eddie Murray—'78-'86
Most, Season, vs. One Opponent	11	Frank Robinson—vs. Detroit, '66
Most, Season, by One Opponent	9	Frank Howard—Washington, '68
Most, Season, by Opponent, M.S.	5	Rocky Colavito—Detroit, '82 Tony Perez—Boston, '80 Jim Sundberg—Texas, '80
Most, Lifetime, by Opponent	70	Harmon Killebrew—'55-'75
Most, Lifetime, by Opponent, M.S.	30	Harmon Killebrew—'55-'75
Most, Pinch-Hit Season	3	Whitey Herzog—'62 Sam Bowens—'67 Pat Kelly—'79 Jim Dwyer—'86
Most, Lifetime Pinch-Hit, O's	7	Benny Ayala—'79-'84 Jim Dwyer—'80-'86
Most, Consecutive Gms, Hit HR	6**	Reggie Jackson—Jul. 18-23, '76
Most Times Career, Hitting HRs Left & Righthanded, Same Game	6	Eddie Murray
Most Times Season, Hitting HRs Left & Righthanded, Same Game	2††	Eddie Murray—'82—Apr. 24 vs. Chicago (A); Aug. 26 vs. Toronto (H)

Club Records (Game & Inning)

Most, Game	7	May 17, '67—vs. Boston (A) [Blair, B. Robinson, F. Robinson, Etchebarren, Bowens, Powell, D. Johnson]
		Aug. 26, '85—vs. California (A) [Murray-3, Shelby, Rayford, Roenicke, Dempsey]
Most, Game, M.S.	5	Aug. 17, '60—vs. Washington [Brandt, Pilarcik, Hansen, Gentile, Triandos]
Most, Game, Opp.	6	Aug. 4, '56—by Chicago (A) Jun. 10, '59—by Cleveland (H) Apr. 14, '79—by Milwaukee (A)
Most, Game, Opp., M.S.	6	Jun. 10, '59—Cleveland [Colavito-4, B. Martin, Minoso]
Most, Game, Both Clubs	10	May 17, '67—Boston-3, Baltimore-7 (A)
Most, Game, Both Clubs, M.S.	7	Jul. 26, '66—Cleveland-5, Baltimore-2 Aug. 13, '77—Minnesota-3, Baltimore-4 Aug. 3, '82—Boston-4, Baltimore-3 May 23, '83—Minnesota-5, Baltimore-2
Most, Inning	4	May 17, '67—vs. Boston (A) [Etchebarren, Bowens, Powell, D. Johnson]
Most, Succession	3	Apr. 30, '61—Detroit (A) [Gentile, Triandos, Hansen] Sep. 10, '65—vs. K.C. (H) [B. Robinson, Belfary, Adair] Sep. 4, '69—vs. Detroit (A) [F. Robinson, Powell, B. Robinson] May 8, '79—vs. Oakland (H) [Murray, L. May, Roenicke] Sep. 16, '85—vs. Detroit (A) [Ripken, Murray, Lynn]

Club Records (Season)

Most, Season	214	'85	Most, Opponents, M.S.	98	'86
Most, Season, M.S.	101	'85	Most, O's & Opp., M.S.	190	'85
Most, Season, Opp.	177	'86	Most, Pinch-Hit	11*	'82
Most, Season, O's & Opponents	374	'85	Most, Grand Slams	8	'70, '79, '82, '83, '84
			Most Pinch Grand Slams	3††	'82
Most, vs. One Club	32	(vs. Det., 18 games)			'66
	26	(vs. Cle. & Det., 13 games)			'85

††Ties Major League Record
**American League Record

ALL THE WAY

With the retirement of Jim Russo, there remain 3 active front office officials who have been associated with the club since before the Orioles first season, in 1954; Vice Presidents Jack Dunn and Joe Hamper, and Assistant Ticket Manager Joe Codd.

GRAND SLAM HOME RUNS

Lifetime Grand Slams by Current Orioles (Site of Slam in Parenthesis)

TOTAL	AT BAL.	PLAYER	
14	9	Eddie Murray	
		(1) Apr. 28, '78 vs. Chi. (Chi.) —Lerrin LaGow (RHP)	
		(2) Jul. 31, '79 vs. Mil. (Mil.) —Reggie Cleveland (RHP)	
		(3) Aug. 16, '81 vs. Chi. (Bal.) —Ross Baumgarten (LHP)	
		(4) Sep. 7, '81 vs. Cle. (Bal.) —Wayne Garland (RHP)	
		(5) Apr. 5, '82 vs. K.C. (Bal.) —Dennis Leonard (RHP)	
		(6) Aug. 26, '82 vs. Tor. (Bal.) —Ken Schrom (RHP)	
		(7) Sep. 18, '83 vs. Mil. (Bal.) —Pete Ladd (RHP)	
		(8) Jun. 19, '84 vs. Bos. (Bos.) —Bob Stanley (RHP)	
		(9) Jul. 7, '84 vs. K.C. (Bal.) —Larry Gura (LHP)	
		(10) Jul. 9, '85 vs. Min. (Bal.) —Curt Wardle (LHP)	
		(11) Jul. 25, '85 vs. Chi. (Chi.) —Floyd Bannister (LHP)	
		(12) Aug. 26, '85 vs. Cal. (Cal.) —Alan Fowlkes (RHP)	
		(13) Apr. 19, '86 vs. Tex. (Bal.) —Dave Rozema (RHP)	
		(14) May 18, '86 vs. Oak. (Bal.) —Jose Rijo (RHP)	
5	0	Fred Lynn	
		(1) Jul. 15, '82 vs. Cle. (Cle.) —Rick Waits (LHP)	
		(2) Apr. 27, '83 vs. Det. (Cal.) —Milt Wilcox (RHP)	
		(3) All Star Game . . . Jul. 6, '83 vs. N.L. (Chi. WS)—Atlee Hammaker (S.F.) (LHP)	
		(4) Jul. 6, '85 vs. K.C. (K.C.) —Joe Beckwith (RHP)	
		(5) May 23, '86 vs. Sea. (Sea.) —Matt Young (LHP)	
4	0	Ray Knight	
		(1) Jul. 19, '79 vs. St.L. (St.L.) —Will McEnaney	
		(2) May 13, '80 vs. N.Y. (Cin.) —Ed Glynn	
		(3) Jun. 25, '80 vs. Atl. (Cin.) —Richard Matula	
		(4) Sep. 17, '80 vs. Hou. (Hou.) —Joe Niekro	
2	2	Cal Ripken	
		(1) Sep. 14, '82 vs. N.Y. (Bal.) —Mike Morgan (RHP)	
		(2) Jul. 13, '83 vs. Oak. (Bal.) —Tim Conroy (LHP)	
1	0	John Shelby	
		Aug. 29, '83 vs. K.C. (K.C.) —Keith Creel (RHP)	
1	0	Mike Young	
		Sep. 3, '84 vs. Det. (Det.) —Aurelio Lopez (RHP)	
1	1	Jim Traber	
		Jul. 27, '86 vs. Chi. (Bal.) —Bill Dawley (RHP)	
1	1	Larry Sheets	
		Aug. 6, '86 vs. Tex. (Bal.) —Bobby Witt (RHP)	
1	1	Jim Dwyer	
		Aug. 6, '86 vs. Tex. (Bal.) —Jeff Russell (RHP)	
1	0	Terry Kennedy	
		Jul. 11, '79 vs. Phi. (St.L.) —Tug McGraw (LHP)	
1	0	Rick Burleson	
		Jun. 4, '79 vs. Tex. (Bos.) —Dave Rajsich (LHP)	

GRAND SLAMS BY ORIOLES 1954 thru 1986

TOTAL	AT BAL.	PLAYER	TOTAL	AT BAL.	PLAYER
14	9	Eddie Murray	2	1	Gene Woodling
7	4	Boog Powell	1	0	Luis Aparicio
6	2	Jim Gentile	1	1	Benny Ayala
6	4	Brooks Robinson	1	1	Frank Baker
3	3	Doug DeCinces	1	0	Jim Busby
5	1	Lee May	1	0	Mike Cuellar
1	1	Gary Roenicke	1	1	Jim Dwyer
2	1	Ken Singleton	1	1	Jim Dyck
1	1	Gus Triandos	1	1	Dan Ford
4	3	Terry Crowley	1	1	Tito Francona
4	3	Pat Kelly	1	0	Dan Graham
3	2	Paul Blair	1	1	Dave Johnson
2	2	Curt Belfary	1	1	Bob Kennedy
1	1	Reggie Jackson	1	0	Billy Klaus
1	1	John Lowenstein	1	1	Curt Motton
1	1	Don Buford	1	0	Albie Pearson
1	1	Tommy Davis	1	1	Dave Philley
1	1	Rick Dempsey	1	1	Merv Rettenmund
0	1	Fritz Connally	1	1	Lenn Sakata
1	1	Bobby Grich	1	1	Larry Sheets
0	1	Wayne Gross	1	0	John Shelby
1	0	Elrod Hendricks	1	1	Jim Traber
0	1	Fred Lynn	1	1	Dick Williams
2	2	Dave McNally	1	0	Earl Williams
2	2	Joe Nolan	1	0	Mike Young
2	0	Cal Ripken			
0	0	Frank Robinson	130	70	Orioles Totals
2	0	Billy Smith			

GRAND SLAM NOTES

O's Led Majors Last 6 Years: The O's have led the major leagues (or tied for the lead) in grand slams in **each** of the past six years: '81 (5); '82 (8); '83 (8—tied with Angels); '84 (8); '85 (7); '86 (7—tied with Angels, Red Sox).

In that span, the O's have hit 43 grand slams while the Angels rank 2nd with 30 followed by Boston (23) and Pittsburgh (20). Over the six years, O's pitchers have yielded only 14 bases loaded home runs, including 2 in '86.

Three in One Game: The Orioles and Texas set a major league record on Aug. 6, '86 when the two teams combined to hit three grand slams in Texas' 13-11 win at Memorial Stadium. **Jim Dwyer** and **Larry Sheets** hit grand slams for the O's, both in the 4th inning. It marked only the 5th time in major league history that one club has hit 2 grand slams in a single inning. It was the 4th time the O's had hit 2 grand slams in one game. **Toby Harrah** hit Texas' slam.

Eddie Murray has already hit 14 grand slams in his 10-year career and ranks tied for 8th on baseball's all-time list with **Gil Hodges**. He is 2nd among active players trailing only **Dave Kingman** (16). Eddie's lifetime average of one grand slam every 93.68 games (14 in 1,499 gms) is the best in major league history (among those with at least 10 grand slams) ranking just ahead of **Lou Gehrig** (1/94.08, 23 in 2,164 gms).

Thru the Years: In 33 years ('54-'86), the O's have "out-slammed" their opponents 130-71 (including a 70-32 advantage at Baltimore).

Gentile Hit Record 5 in '81: **Jim Gentile** set an American League record and tied the major league standard in '61 when he hit 5 bases loaded home runs. The only prior player to reach that total was the Cubs' **Ernie Banks** in '55.

Two in a Game: Only 7 players have hit two grand slams in one game in baseball history and only 3 have hit them on consecutive at-bats. In both situations, two of them were Orioles: **Gentile** hit two in a row at Minnesota on May 9, '61 (Metropolitan Stadium off **Pete Ramos** and **Paul Giel**), and **Frank Robinson** did the same on June 26, '70 at RFK Stadium in Washington (off **Joe Coleman, Jr.** and **Joe Grzenda**).

Another Oriole who came close was **Brooks Robinson** who, in 1962 on May 6 (Dodger Stadium) and May 9 (Memorial Stadium), hit bases loaded homers in back-to-back games.

Post-Season Slams-Slugging Pitchers: Only two pitchers have ever hit grand slam home runs in post-season play. Both were Orioles at the time, and both did it in 1970. In game one of the '70 ALCS, **Mike Cuellar** hit one off the Twins' **Jim Perry** (at Minny) and in the 3rd game of the World Series vs. the Reds, **Dave McNally** found the range off **Wayne Granger** (at Baltimore).

The blast by **Cuellar** was the only ALCS grand slam ever until **Don Baylor** hit one for the Angels vs. Milwaukee in '82 (off **Moose Haas**) . . . Only two bases loaded homers have ever been hit in NLCS play: the Dodgers' **Ron Cey** and **Dusty Baker** in '77.

Opponents: Seven opponents have hit two career slams each against the O's. Nobody has hit more . . . Three have hit two at Memorial Stadium: **Roy Sievers** (Was.), **Moose Skowron** (N.Y.), **Mike Epstein** (Was.).

There have been 10 alien pitchers to throw up two grand slams each to Baltimore batters, including three still active: **Aurelio Lopez** (Det.) to **John Lowenstein** ('83) and **Mike Young** ('84), both at Detroit; **Don Aase** (Cal.) to **Lee May** ('79) and **Doug DeCinces** ('81), both at Baltimore; **Lamar Hoyt** (Chi.) to **Terry Crowley** ('80) and **DeCinces** ('81), both at Baltimore.

Orioles "Gophers:" Among Orioles pitchers, **Milt Pappas** was the most generous. He gave up 6 bases loaded homers during his tenure in Baltimore while **Dave McNally** was victimized 4 times. One the other hand, **Jim Palmer** never allowed a slam in 558 games spanning nearly 4,000 innings. Among current O's, **Don Aase**, **Ken Dixon**, **Mike Flanagan** and **Scott McGregor** are tied for having given up the most—2.

OPENING DAY

The Orioles are 20-13 on opening day, but have lost 3 of their last 4 beginning with a 7-2 loss at home to Kansas City in '83. Prior to that, the O's had won 11 of 13 openers beginning in '70, including 7 straight ('70-'76).

For the past 6 years the Orioles have opened the season at home and although they have gone 3-3 in those games, they are 21-12 overall in home openers. Opening day in Baltimore has drawn over 50,000 in seven of the last 8 seasons.

PITCHING

Individual (Game & Season)

Most Strikeouts, Game 14*	Bob Turley—Apr. 21, '54 vs. Cle. (H)
	Connie Johnson—Sep. 2, '57 vs. N.Y. (H)
	Mike Boddicker—Oct. 6, '83 vs. Chi.—ALCS #2—(H)
Most Bases on Balls, Game . . . 12**	Jack Fisher—Aug. 4, '61† vs. L.A. (A), 9 inn.
Most Inn. Pitched, Game 16	Jerry Walker—Sep. 11, '59 vs. Chi. (H)
Most Consec. Shutout Inn. . . . 36	Hal Brown—Jul. 7 to Aug. 8, '61
Most Consec. Shutouts 3	Jack Fisher—1960; Hal Brown—1961; Milt Pappas—1964; Tom Phoebus—1967; Jim Palmer—1978
Most Consecutive Wins 17	Dave McNally—Sep. 22, '68 to Aug. 3, '69
Most Consecutive Wins, One Season 15	Dave McNally—Apr. 12 to Aug. 3, '69
Most Consecutive Games Won, Reliever, 3 Consecutive Games 3††	Grant Jackson—Sep. 29, 30, Oct. 1, '74, 5.1 innings
Most Wins, One Day 2	Wes Stock—May 26, '63 vs. Cle. (A)
Most Losses, One Day 2	Don Aase—Aug. 28, '86 vs. Oak. (A)
Most Wins vs. One Club, Season 6	Wally Bunker—vs. K.C., '64
Most Losses vs. One Club, Season 5	Don Larsen—1954 vs. Chi. Joe Coleman—1954 vs. N.Y. Jim Wilson—1955 vs. Cle.
Most Wins by Opp., Season 6	Bud Daley, K.C.—1959
Most Wins by Opp., Season (Since '61 Expansion) 5	Joe Coleman, Jr., Det.—1973 Pat Dobson, Cle.—1976
Most Losses by Opponent, Season 5	Ned Garver, K.C.—1957 Dick Stigman, Min.—1963 Stan Williams, Cle.—1969 "Catfish" Hunter, N.Y.—1976

Individual Pitching by Season

Most Games 76	Tippy Martinez 1982
Most Games Started 40	Dave McNally 1969-70
	Mike Cuellar 1970
Most Complete Games 25	Jim Palmer 1975
Most Games Finished 59	Stu Miller 1963
Most Wins 25	Steve Stone 1980
Most Losses 21	Don Larsen (W-3) 1954
Best Won-Lost Pct.808 .(21-5)	Dave McNally 1971
Most Bases on Balls 181	Bob Turley 1954
Most Hit Batsmen 15	Chuck Estrada 1960
Most Strikeouts 202	Dave McNally 1968
Most Innings Pitched 323	Jim Palmer 1975
Most Shutouts 10	Jim Palmer 1975
Most Home Runs Allowed 35	Robin Roberts 1963
	Scott McGregor 1986
Least Home Runs Allowed (by qualifier) 8	Milt Pappas (209 ip) 1959
	Billy Loes (155 ip) 1957
Lowest ERA (by qualifier) . . . 1.95	Dave McNally 1968
Highest ERA (by qualifier) . . . 5.15	Dennis Martinez 1985
Most Saves 34	Don Aase 1986
Most Wins, Reliever 14	Stu Miller 1965
Most Relief Points (win + saves) (6 + 34) 40	Don Aase 1986
Most Innings Pitched by Reliever 140.1	Sammy Stewart 1983

* Club record is 21 set by 5 pitchers [Steve Barber, Wally Bunker, Eddie Watt, Eddie Fisher & Stu Miller] on Jun. 4, '67 vs. Wash. (H)—19 innings. Club record for 9 innings is 17 by 3 pitchers [Nelson—13, Drabowsky—3, Beene—1] on Sep. 18, '68 vs. Bos. (A).

** Club record is 14 set by 3 pitchers [Bruce Howard—6, Gene Brabender—5, & Eddie Watt—3] on Apr. 30, '68 vs. N.Y. (H)

† Paul Richards' last game as O's manager . . . Ed Hurley was plate umpire.

†† Ties major league record.

18 STRAIGHT WINNING SEASONS

The O's string of 18 consecutive winning seasons ('68 thru '85) was the 2nd longest in baseball history. The Yankees' 39 year string ('26 thru '64) represents the major league record.

Club Pitching by Season

Most Consecutive Shutouts	5*	Sep. 2 thru 6, '74 (Grimsley, Cuellar, Palmer, McNally, Cuellar)
Most Consecutive Shutout Innings	54*	Sep. 1 (from 9th inn.) to 7 (thru 8th inn.), '74
Most Complete Gms, Season	71	1971
Most Consecutive Complete Games	7	May 1 thru 7, '68
Most Shutouts, Season	21	1961
Most Strikeouts, Season	1070	1966
Most Bases on Balls, Season	688	1954
Fewest Bases on Balls, Season	395	1972
Lowest ERA, Season	2.53	1972
Highest ERA, Season	4.38	1985
Most Runs Allowed, Season	764	1985
Most Home Runs Allowed, Season	177	1986
Fewest Home Runs Allowed, Full Season	78	1954

* American League Record

20-Game Winners

YEAR	PITCHER	RECORD	YEAR	PITCHER	RECORD
1963	Steve Barber	20-13	1974	Mike Cuellar	22-10
1968	Dave McNally	22-10	1975	Jim Palmer	23-11
1969	Dave McNally	20-7	1976	Mike Torrez	20-9
	Mike Cuellar	23-11	1976	Jim Palmer	22-13
1970	Dave McNally	24-9		Wayne Garland	20-7
	Mike Cuellar	24-8	1977	Jim Palmer	20-11
	Jim Palmer	20-10	1978	Jim Palmer	21-12
1971	Dave McNally	21-5	1979	Mike Flanagan	23-9
	Mike Cuellar	20-9	1980	Steve Stone	25-7
	Jim Palmer	20-9		Scott McGregor	20-8
	Pat Dobson	20-8	1984	Mike Boddicker	20-11
1972	Jim Palmer	21-10			
1973	Jim Palmer	22-9			

Notes on 20-Game Winners

Although the Orioles have had only one in the past 6 years, Baltimore pitchers have produced 23 20-game seasons in the past 19 years (starting '68), far and away the most in the majors over that period.

From '68 thru '80, a span of 13 years, at least one Oriole pitcher accumulated 20 or more victories to set a major league record. The old standard was 12 by the New York Giants from '03 to '14, a mark single-handedly assured by **Christy Mathewson** who won 20+ in each of those years.

In 1971 four Baltimore pitchers reached the 20-win plateau. The only other foursome in the entire history of major league baseball to have achieved the feat was a quartet from the 1920 White Sox (51 years earlier): **Urban "Red" Faber**-23, **Claude Williams**-22, **Dickie Kerr**-21 and **Ed Cicotte**-21. Despite that achievement, the White Sox finished second that year, two games behind Cleveland.

The four Orioles all won their 20th games within 6 days: **McNally** was the first on 9/21; then in a series in Cleveland, the other three joined him: **Cuellar** (9/24—first game-clinched division title), **Dobson** (9/24—2nd game), and **Palmer** (9/26).

Stone was the earliest 20-game winner in club history, winning his 20th game on August 19 en route to a team record 25 victories in '80. Three other Orioles' hurlers have recorded their 20th wins in August: **McNally** (8/25) and **Cuellar** (8/27) in '71 and **Palmer** (8/30) in '75.

The first Oriole to win 20, and the only one in the club's first 14 seasons in Baltimore ('54 thru '67) was lefthander **Steve Barber** in '63.

NO-HITTERS BY OPPONENTS

Two no-hitters have been pitched against the Orioles in the 33 years they have been back in the A.L., both by California Angels pitchers: Bo Belinsky was the first, on May 5, '62, at Dodger Stadium, winning 2-0 over his former minor league roommate Steve Barber. . . . On June 1, 1975, Nolan Ryan no-hit the O's at Anaheim Stadium, defeating Ross Grimsley, 1-0.

LOW HIT GAMES

No-Hit Games (4)

Hoyt Wilhelm, vs. N.Y., 9/20/58 (H)
 *Steve Barber-Stu Miller, vs. Det., 4/30/67 (H)
 Tom Phoebus, vs. Bos., 4/27/68 (H)
 Jim Palmer, vs. Oak., 8/13/68 (H)

One-Hit Games (Cont.)

Dave McNally, vs. Was., 10/1/64 (H)
 Steve Barber, vs. N.Y., 5/12/67 (A)
 Jim Palmer, vs. N.Y., 4/16/67 (A)
 Dave Leonhard, vs. Det., 5/6/68 (H)
 Dave McNally, vs. Min., 5/15/69 (A)
 Mike Cuellar, vs. Min., 8/10/69 (H)
 Mike Cuellar, vs. K.C., 5/12/71 (H)
 Jim Palmer, vs. Cle., 7/27/73 (H)
 Mike Cuellar, vs. Cal., 5/31/75 (A)
 Jim Palmer, vs. K.C., 6/8/75 (H)
 Mike Cuellar, vs. Mil., 7/26/75 (A)
 Jim Palmer, vs. Min., 8/10/76 (H)
 S. Stone-T. Martinez, vs. Mil., 7/30/79 (A)
 Jim Palmer, vs. Min., 9/4/82 (H)
 Boddicker-Stewart-T. Martinez, vs. N.Y., 10/2/83 (H)
 Boddicker, vs. Tor., 8/13/84 (A)
 D. Martinez, vs. Cal., 6/5/85 (H)

One-Hit Games (27)

Joe Coleman, vs. N.Y., 9/9/54 (H)
 §C. Johnson-G. Zuverink, vs. Chi., 6/21/56 (A)
 Hoyt Wilhelm, vs. N.Y., 5/22/59 (H)
 Steve Barber, vs. K.C., 7/28/60 (H)
 Billy Hoelt, vs. Was., 8/19/61 (A)
 Wally Bunker, vs. Was., 5/5/64 (H)
 Wally Bunker, vs. K.C., 7/3/64 (H)
 Milt Pappas, vs. Min., 9/2/64 (A)
 §Frank Bertina, vs. K.C., 9/12/64 (H)

* Orioles lost, 2-1, when Tigers scored twice in top of 9th inning. First Detroit run scored on Barber's wild pitch and deciding run scored on error.

§ Johnson and Zuverink were beaten by Jack Harshman who also pitched one-hitter. . . . Bertina defeated Bob Myer who also threw one-hitter. . . . Score in both games was 1-0.

LONG GAMES BY ORIOLES PITCHERS

IP	PITCHER	OPPONENT	DATE	W/L/ND	CG/SHO
16	Jerry Walker	Chi.	9/11/59	W, 1-0	CG/SHO
15	Ray Moore	Det.	5/21/57	ND	
14	Ross Grimsley	N.Y.	9/11/74	ND	
13.1	Robin Roberts	K.C.	6/30/63	L, 1-3	
13	Jim Wilson	Cle.	5/31/55	L, 1-2	CG
	Billy O'Dell	Cle.	5/ 3/58	W, 3-2	CG

1954 thru 1986 FIELDING

Club - By Season

Most Double Plays	189	1977	Most Passed Balls	49†	1959
Most Errors	167	1955	Highest Fielding Pct.	.9849‡	1980
Fewest Errors	95*	1964	Most Consecutive Errorless Games	10	1962
Most Errorless Games	92**	1980			

Club - By Game

Most Errors 6 . . . May 19', '74 vs. Bos. (H) and June 9, '83 vs. Mil. (H)

* Major League record—tied with 1977 Cincinnati Reds

** A.L. record

† Major League record

‡ Modern Major League record (since 1900)

Individual A.L. and M.L. Fielding Records

SECOND BASE

Most Consec. Errorless Games, Season	86 (AL)	Rich Dauer (Apr. 10 thru Sep. 29, '78)
Most Consec. Errorless Games, League	89 (AL)	Jerry Adair (Jul. 22, '64 thru May 6, '65)
Most Consec. Errorless Chances, Season	425 (AL)	Rich Dauer (Apr. 10 thru Sep. 30 [part], '78)
Most Consec. Errorless Chances, League	458 (AL)	Jerry Adair (Jul. 22, '64 thru May 6, '65)
Most Putouts, Season	484 (ML)	Bobby Grich '74
Most Games, Season	162 (AL-tie)	Bobby Grich '73
Highest Fielding Avg., Season (150 or more games)	.995 (ML)	Bobby Grich '73
Fewest Errors, Season (150 or more games)	5*	Jerry Adair '64
		Bobby Grich '73

THIRD BASE

Most Seasons	23 (ML)	B. Robinson
Highest Fielding Avg., Lifetime (1,000 or more games)	.971 (ML)	B. Robinson
Most Games, Lifetime	2,870 (ML)	B. Robinson
Most Putouts, Lifetime	2,697 (ML)	B. Robinson
Most Assists, Lifetime	6,205 (ML)	B. Robinson
Most Chances, Lifetime	8,902 (ML)	B. Robinson
Most Double Plays, Lifetime	618 (ML)	B. Robinson
Most Yrs. Leading Lge. in Fldg. Avg.	11 (AL)	B. Robinson
Most Yrs. Leading Lge. in Games	8 (ML)	B. Robinson
Most Yrs. Leading Lge. in Assists	8 (ML)	B. Robinson
Most Yrs. Leading Lge. in Chances	8† (AL-tie)	B. Robinson
Most Games, Season	163 (AL)	B. Robinson-'61, '64
Most Errors, Game	4 (AL-tie)	Floyd Rayford (Apr. 21, '86 at Clev.)

SHORTSTOPS

Highest Fielding Avg. Lifetime (1,000 or more games)	.977 (AL)	Mark Belanger
Most Games, Season	162 (AL-tie)	Cal Ripken '83, '84
Most Assists, Season	583 (AL)	Cal Ripken '84

OUTFIELDERS

Highest Fielding Avg. Season (100 or more games)	1.000†(ML-tie)	Russ Snyder '65 Gary Roenicke '80 John Lowenstein '82
---	----------------	---

CATCHERS

Most Passed Balls, Inning	3‡(AL)	Gus Triandos (5/4/60) Joe Mauer (5/10/60) Charlie Lau (6/14/62)
---------------------------	--------	---

PITCHERS

Most Putouts, Lifetime	292 (AL)	Jim Palmer
------------------------	----------	------------

* Also held by Joe Morgan (Cin.) 1977, Ryne Sandberg (Chi. Cubs) 1986 and Johnny Ray (Pit.) 1986

† Also held by Frank "Home Run" Baker

‡ Held by many

GENERAL CLUB RECORDS

Longest Win Streak	14	Sep. 20, '70 thru Apr. 10, '71 Aug. 12, '73 thru Aug. 27, '73
Longest Win Streak, Season	14	Aug. 12 thru Aug. 27, '73
Longest Losing Streak	14	Aug. 11 thru Aug. 25, '54
Longest Game, By Innings	19	Jun. 4, '67 vs. Was. (H) [Bal.-7, Was.-5]
Longest Game, By Time	5:27	Aug. 25, '68 vs. Bos. (H) [18 inn., Bal.-3, Bos.-2] 4:16‡ Jun. 8, '86 vs. N.Y. (A) [Bal.-18, N.Y.-9]
Shortest Game, By Time	1:32	Sep. 26, '62 vs. K.C. (H) [9 inn., Bal.-3, K.C.-0, Big League debut—McNally, Etchebarren]
Most Players, Game	24	Sep. 7, '58 vs. Bos. (H) [10 inn.]
Most Players, Game, Both Clubs	43	Sep. 8, '85 vs. Cal. (H) [11 inn.]
Most Wins vs. One Club, Season	16	vs. K.C. A's ('57) & Bos. ('60)
	15	Since '61 Expansion (to 162 games): vs. Was. ('63) & N.Y. ('66)
Most Consecutive Wins vs. One Club	23†	vs. K.C. Royals (May 10, '69 thru Aug. 2, '70)
Most Losses vs. One Club, Season	19	to Cle. ('54, '55), to N.Y. ('55)
Most Night Games Won, Season	79†	1980
Most Games, Season	163	1961, 1964, 1982
Most One-Run Games, Season	63	1978
Most One-Run Wins, Season	40*	1970, 1974
Most One-Run Losses, Season	33	1967
Most One & Two-Run Games, Season	97	1978
Most One & Two-Run Wins, Season	60	1970
Most Extra Inning Games, Season	27	1957
Most Extra Inning Wins, Season	16	1970
Most Extra Inning Losses, Season	13	1962
Most Doubleheaders, Season	32	1955
Fewest Doubleheaders, Season	3	1986
Most Doubleheaders Sweeps, Season	9	1965
Most Wins, Home Stand	14	3 Times ('60, '73, '78) '60 (11-3), '73 (11-1), '78 (11-4) Jun. 15 thru 30, '66 (12-5) 11 ... 3 Times ('61-twice, '78)
Most Wins, Road Trip	12	Jul. 26 thru Aug. 15, '55 (8-13) 11 ... 3 Times ('61-twice, '78)
Most Losses, Home Stand	13	Jul. 5 thru 25, '54 (3-19)
Most Losses, Road Trip	19	'55 (Jul. 26 thru Aug. 15, 21 days), 8-13 '56 (May 25 thru Jun. 13, 20 days), 10-11
Longest Home Stand, Games	21	'54 (Jul. 5 thru 25, 21 days), 3-19
Longest Road Trip, Games	22	'54 (Jul. 5 thru 25, 21 days), 3-19

† Major League record

‡ Longest 9 inning game, by time, in American League history.

* American League record

ALL TIME ORIOLES ROSTER MANAGERS, COACHES AND PLAYERS 1954 thru 1986

MANAGERS

ALTOBELLI, Joe ('83-'85)
BAUER, Hank ('64-'68)
DYKES, Jimmie ('54)
HARRIS, Luman (Sep. '61)
HITCHCOCK, Bill ('62-'63)
RICHARDS, Paul ('55-'61)
WEAVER, Earl (July, '68-'82; June, '85-'86)

COACHES

ADAIR, Jimmy ('60-'61)
APPLING, Luke ('63)
BAMBERGER, George ('68-'77)
BAUER, Hank ('63)
BRECHEN, Harry ('54-'67)
BUSBY, Jim ('61)
CROWLEY, Terry ('84-)
ERMER, Cal ('62)
FREY, Jim ('70-'79)
HARRIS, Luman ('55-'61)
HENDRICKS, Elrod ('78-)
HOSCHEIT, Vern ('68)
HUNTER, Bill ('64-'77)
JOHNSON, Darrell ('62)
LOLLAR, Sherman ('64-'67)
LAU, Charlie ('69)
MILLER, Ray ('78-'85)
OLIVER, Tom ('54)
RIPKEN, Cal ('76-'86)
ROBINSON, Brooks ('77)
ROBINSON, Eddie ('59)
ROBINSON, Frank ('78-'80; '85-)
ROWE, Ken ('85-'86)
ROWE, Ralph ('81-'84)
SCARBOROUGH, Ray ('68)
SKAFF, Frank ('54)
STALLER, George ('62; '68-'75)
VINCENT, Al ('55-'59)
WEAVER, Earl ('68)
WILLIAMS, Jimmy ('81-)
WOODLING, Gene ('64-'67)

PLAYERS

AASE, Don ('85)-rhp
ABRAMS, Cal ('54-'55)-of
ADAIR, Jerry ('58-'66)-2b
ADAMS, Bobby ('56)-2b
ADAMSON, Mike ('67-'69)-rhp
ALEXANDER, Bob ('55)-rhp
ALEXANDER, Doyle ('72-'76)-rhp
ANDERSON, John ('60)-rhp
ANDERSON, Mike ('78)-of
APARICIO, Luis ('63-'67)-ss
ARNOLD, Tony ('86)-rhp
AVILA, Bobby ('59)-2b
AYALA, Benny ('79-'84)-of
BAILOR, Bob ('75-'76)-if
BAKER, Frank ('73-'74)-if
BAMBERGER, George ('59)-rhp
BARBER, Steve ('60-'67)-lhp
BARKER, Ray ('60)-1b
BARNOWSKI, Ed ('65-'66)-rhp
BAYLOR, Don ('70-'75)-of
BEAMON, Charlie ('56-'58)-rhp
BEENE, Fred ('68-'70)-rhp
BELANGER, Mark ('65-'81)-ss
BELL, Eric ('85)-lhp
BENIQUEZ, Juan ('86)-of
BERRY, Connie ('54)-if
BERTAINA, Frank ('64-'67; '69)-lhp
BESANA, Fred ('56)-lhp
BICKFORD, Vern ('54)-rhp
BIRNER, Werner "Babe" ('56)-rhp
BLAIR, Paul ('64-'76)-of
BLEFARY, Curt ('65-'68)-of-1b
BLYZKA, Mike ('54)-rhp
BODDICKER, Mike ('80)-rhp
BONILLA, Juan ('86)-2b
BONNER, Bob ('80-'83)-if
BORDI, Rich ('86)-rhp
BOSWELL, Dave ('71)-rhp
BOWENS, Sam ('63-'67)-of
BOYD, Bob ('56-'60)-1b
BRABENDER, Gene ('66-'68)-rhp
BRANDT, Jack ('60-'65)-of
BREEDING, Marv ('60-'62)-2b
BRIDEWESER, Jim ('54, '57)-ss
BRILES, Nelson ('77-'78)-rhp
BROWN, Dick ('63-'65)-c
BROWN, Hal ('55-'62)-rhp
BROWN, Larry ('73)-if

BROWN, Mark ('84)-rhp
BRUNET, George ('63)-lhp
BUFORD, Don ('68-'72)-of
BUMBRY, Al ('72-'84)-of
BUNKER, Wally ('63-'68)-rhp
BURKE, Leo ('58-'59)-of
BURNSIDE, Pete ('63)-lhp
BUSBY, Jim ('57-'58; '60-'61)-of
BUZHARDT, John ('67)-rhp
BYRD, Harry ('55)-rhp

C

CABELL, Enos ('72-'74)-if
CARRASQUEL, Chico ('59)-ss
CARREON, Camilo ('66)-c
CASTLEMAN, Foster ('58)-if
CAUSEY, Wayne ('55-'57)-2b
CECCARELLI, Art ('57)-lhp
CHAKALES, Bob ('54)-rhp
CHEVEZ, Tony ('77)-rhp
CHISM, Tom ('79)-1b
CIMOLI, Gino ('64)-of
COAN, Gil ('54-'55)-of
COGGINS, Rich ('72-'74)-of
COLEMAN, Joe ('54-'55)-rhp
COLEMAN, Walter "Rip" ('59-'60)-lhp
CONNALLY, Fritz ('85)-3b
CONSUEGRA, Sandy ('56-'57)-rhp
COREY, Mark ('79-'81)-of
COURTNEY, Clint ('54; '60-'61)-c
COX, Billy ('55)-3b
CRISCIONE, Dave ('77)-c
CROWLEY, Terry ('69-'73; '76; '77-'82)-1b-of
CRUZ, Todd ('83-'84)-3b-ss
CUELLAR, Mike ('69-'76)-lhp

D

DAGRES, Angelo ('55)-of
DALRYMPLE, Clay ('69-'71)-c
DAUER, Rich ('76-'85)-2b
DAVANON, Jerry ('71)-if
DAVIS, Storm ('82-'86)-rhp
DAVIS, Tommy ('72-'75)-of-1b
DeCINCES, Doug ('73-'81)-3b
DELOCK, Ike ('63)-rhp
DEMPSEY, Rick ('76-'86)-c
DIERING, Chuck ('54-'56)-of
DILLMAN, Bill ('67)-rhp
DIMMEL, Mike ('77-'78)-of
DIXON, Ken ('84)-rhp
DOBSON, Pat ('71-'72)-rhp
DODD, Tom ('86)-3b
DORISH, Harry ('55-'56)-rhp
DRABOWSKY, Moe ('66-'68; '70)-rhp
DRAGO, Dick ('77)-rhp
DROPO, Walt ('59-'61)-1b
DUKES, Tom ('71)-rhp
DUNCAN, Dave ('75-'76)-c
DUREN, Ryne ('54)-rhp
DURHAM, Joe ('54, '57)-of
DWYER, Jim ('81)-of
DYCK, Jim ('55-'56)-if

E

EPSTEIN, Mike ('66-'67)-1b
ESSEGIAN, Chuck ('61)-of
ESTRADA, Chuck ('60-'64)-rhp
ETCHEBARREN, Andy ('62; '65-'75)-c
EVERS, Walter "Hoot" ('55-'56)-of

F

FARMER, Ed ('77)-rhp
FERNANDEZ, Chico ('68)-if
FERRARESE, Don ('55-'57)-lhp
FINIGAN, Jim ('59)-3b
FIORE, Mike ('68)-1b
FISHER, Eddie ('66-'67)-rhp
FISHER, Jack ('59-'62)-rhp
FISHER, Tom ('67)-rhp
FLANAGAN, Mike ('75)-lhp
FLINN, John ('78-'79; '82)-rhp
FLOYD, Bob ('68-'70)-if
FOILES, Hank ('61)-c
FORD, Dan ('82-'85)-of
FORD, Dave ('78-'81)-rhp
FORNIELES, Mike ('56-'57)-rhp
FOX, Howie ('54)-rhp
FRANCONA, Tito ('56-'57)-of-1b
FRAZIER, Joe ('56)-of
FREED, Roger ('70)-1b-of

ALL TIME ORIOLES ROSTER

FRIDLEY, Jim ('54)-of
FULLER, Jim ('73-'74)-of

G

GAINES, Joe ('63-'64)-of
GARCIA, Kiko ('76-'80)-ss
GARCIA, Vinicio ('54)-2b
GARDNER, Billy ('56-'59)-2b
GARLAND, Wayne ('73-'76)-rhp
GASTALL, Tom ('55-'56)-c
GENTILE, Jim ('60-'63)-1b
GERHART, Ken ('86)-of
GILLIFORD, Paul ('67)-lhp
GINSBERG, Joe ('56-'60)-c
GOODMAN, Billy ('57)-if
GRAHAM, Dan ('80-'81)-c
GRAY, Ted ('55)-lhp
GREEN, Gene ('60)-of-c
GREEN, Lenny ('57-'59; '64)-of
GRICH, Bob ('70-'78)-2b
GRIMSLEY, Ross ('73-'77; '82)-lhp
GROSS, Wayne ('84)-3b
GULLIVER, Glenn ('82-'83)-3b
GUTIERREZ, Jackie ('86)-if

H

HABYAN, John ('85)-rhp
HADDIX, Harvey ('64-'65)-lhp
HALE, Bob ('55-'59)-1b
HALL, Dick ('61-'66; '69-'71)-rhp
HAMRIC, Bert ('58)-of
HANEY, Larry ('66-'68)-c
HANSEN, Ron ('58-'62)-ss
HARDIN, Jim ('67-'71)-rhp
HARLOW, Larry ('75; '77-'79)-of
HARPER, Tommy ('76)-of
HARRISON, Bob ('55-'56)-rhp
HARRISON, Roric ('72)-rhp
HARSHMAN, Jack ('58-'59)-lhp
HARTZELL, Paul ('80)-rhp
HATTON, Grady ('56)-if
HAVENS, Brad ('85)-lhp
HAZEWOOD, Drungo ('80)-of
HEARD, Jehosie ('54)-lhp
HELD, Mel ('56)-rhp
HELD, Woodie ('66-'67)-if-of
HENDRICKS, Elrod ('68-'72; '73-'76; '78-'79)-c
HERNANDEZ, Leo ('82-'83; '85)-3b
HERZOG, "Whitey" ('61-'62)-of
HOEFT, Billy ('59-'62)-lhp
HOLDSWORTH, Fred ('76-'77)-rhp
HOLTZMAN, Ken ('76)-lhp
HOOD, Don ('73-'74)-lhp
HOUTTEMEN, Art ('57)-rhp
HOWARD, Bruce ('68)-rhp
HUDLER, Rex ('86)-2b
HUFFMAN, Phil ('85)-rhp
HUNTER, Bill ('54)-ss
HUPPERT, Dave ('83)-c
HUTTO, Jim ('75)-c
HYDE, Dick ('61)-rhp

J

JACKSON, Grant ('71-'76)-rhp
JACKSON, Lou ('64)-of
JACKSON, Reggie ('76)-of
JACKSON, Ron ('84)-3b
JEFFERSON, Jesse ('73-'75)-rhp
JOHNSON, Bob ('63-'67)-if
JOHNSON, Connie ('58-'58)-rhp
JOHNSON, Darrell ('62)-c
JOHNSON, Dave ('65-'72)-2b
JOHNSON, David ('74-'75)-rhp
JOHNSON, Don ('55)-rhp
JOHNSON, Ernie ('59)-rhp
JONES, Gordon ('60-'61)-rhp
JONES, Odell ('86)-rhp
JONES, Sam ('64)-rhp
JONES, Ricky ('86)-if

K

KELL, George ('56-'57)-3b
KELLERT, Frank ('54)-1b
KELLY, Pat ('77-'80)-of
KENNEDY, Bob ('54-'55)-3b
KERRIGAN, Joe ('78; '80)-rhp
KINNUNEN, Mike ('86)-lhp
KIRKLAND, Willie ('64)-of
KLAUS, Billy ('59-'60)-if
KNOWLES, Darold ('65)-lhp
KOKOS, Dick ('54)-of
KOSLO, Dick ('54)-lhp
KRECHICKI, Wayne ('79-'81)-if
KRETLOW, Lou ('54-'55)-rhp
KRYHOSKI, Dick ('54)-1b
KUZAIVA, Bob ('54-'55)-lhp

L

LACY, Lee ('85)-of
LANDRITH, Hobbie ('62-'63)-c
LANDRUM, Tito ('83)-of
LARSEN, Don ('54; '65)-rhp
LAU, Charlie ('61-'63; '64-'67)-c
LEHEW, Jim ('61-'62)-rhp
LEHMAN, Ken ('57-'58)-lhp
LENHARDT, Don ('54)-of
LEONHARD, Dave ('67-'72)-rhp
LEPPERT, Don ('55)-2b
LITTLEFIELD, Dick ('54)-lhp
LOCKE, Charlie ('55)-rhp
LOCKMAN, Whitey ('59)-1b
LOES, Billy ('56-'59)-rhp
LOPAT, Eddie ('55)-lhp
LOPEZ, Carlos ('76)-of
LOPEZ, Marcelino ('67; '69-'70)-lhp
LOWENSTEIN, John ('79-'84)-of
LUEBBER, Steve ('81)-rhp
LUEBKE, Dick ('62)-lhp
LYNN, Fred ('85)-of

M

MABE, Bobbie ('60)-rhp
MADDOX, Elliott ('77)-of-3b
MAJESKI, Hank ('55)-3b
MARQUIS, Roger ('55)-of
MARSH, Fred ('55-'56)-if
MARSHALL, Jim ('58)-1b
MARTIN, Morrie ('56)-lhp
MARTINEZ, Dennis ('76-'86)-rhp
MARTINEZ, Tippy ('76)-lhp
MATCHICK, Tom ('72)-3b
MAXWELL, Charlie ('55)-of
MAY, Dave ('67-'70)-of
MAY, Lee ('75-'80)-1b
MAY, Rudy ('76-'77)-lhp
MELE, Sam ('54)-of
MIKIS, Eddie ('57-'58)-if
MILLER, Bill ('55)-lhp
MILLER, Dyer ('75-'77)-rhp
MILLER, John ('62-'63; '65-'67)-rhp
MILLER, Randy ('77)-rhp
MILLER, Stu ('63-'67)-rhp
MIRABELLA, Paul ('83)-lhp
MIRANDA, Willie ('55-'59)-ss
MITCHELL, Paul ('75)-rhp
MOELLER, Ron ('56; '58)-lhp
MOLINARO, Bob ('79)-of
MOORE, Ray ('55-'57)-rhp
MORA, Andres ('76-'78)-of
MORALES, Jose ('81-'82)-c-ph
MOROGIELLO, Dan ('83)-lhp
MORRIS, John ('68)-lhp
MOSS, Les ('54-'55)-c
MOTTON, Curt ('67-'71; '73-'74)-of
MURRAY, Eddie ('77)-1b
MURRAY, Ray ('54)-c
MUSER, Tony ('75-'77)-1b

Mc

McCORMICK, Mike ('63-'64)-lhp
McDONALD, Jim ('55)-rhp
McGREGOR, Scott ('76)-lhp
McGUIRE, Mickey ('62; '67)-if
McNALLY, Dave ('62-'74)-lhp

N

NARUM, Buster ('63)-rhp
NELSON, Bob ('55-'57)-of
NELSON, Roger ('68)-rhp
NICHOLS, Carl ('86)-c
NICHOLSON, Dave ('60; '62)-of
NIEMAN, Bob ('56-'59)-of
NOLAN, Joe ('82-'85)-c
NORDBROOK, Tim ('74-'76)-if
NORTHROP, Jim ('74-'75)-of

O

OATES, Johnny ('70-'72)-c
O'DELL, Billy ('54; '56-'59)-lhp
O'DONOGHUE, John ('68)-lhp
OERTEL, Chuck ('58)-of
OLIVER, Bob ('74)-of
O'MALLEY, Tom ('85-'86)-3b
ORSINO, John ('63-'65)-c

P

PACELLA, John ('84)-rhp
PAGAN, Dave ('76)-rhp
PALICA, Erv ('55-'56)-rhp

ALL TIME ORIOLES ROSTER

PALMER, Jim ('65-'67; '69-'84)-rhp
PAPA, John ('61-'62)-rhp
PAPPAS, Milt ('57-'65)-rhp
PARDO, Al ('85-'86)-c
PARIS, Kelly ('85)-if
PARROTT, Mike ('77)-rhp
PATTON, Tom ('57)-c
PEARSON, Albie ('59-'60)-of
PENA, Orlando ('71; '73)-rhp
PETERSON, Buddy ('57)-if
PHILLEY, Dave ('55-'56; '60-'61)-of-1b
PHOEBUS, Tom ('66-'70)-rhp
PILARCIK, Al ('57-'60)-of
PILLETTE, Duane ('54-'55)-rhp
PINIELLA, Lou ('64)-of
POPE, Dave ('55-'56)-of
PORTOCARRERO, Arnie ('58-'60)-rhp
POWELL, Boog ('61-'74)-1b
POWERS, John ('60)-of
POWIS, Carl ('57)-of
PYBURN, Jim ('55-'57)-of

Q

QUIRK, Art ('62)-lhp

R

RAMIREZ, Allan ('83)-rhp
RAYFORD, Floyd ('80; '82; '84)-3b-c
REINBACH, Mike ('74)-of
RETTENMUND, Merv ('68; '73)-of
REYNOLDS, Bob ('72-'75)-rhp
RICE, Del ('60)-c
RICHERT, Pete ('67-'71)-lhp
RINEER, Jeff ('79)-lhp
RIPKEN, Cal, Jr. ('81)-ss
ROBERTS, Robin ('62-'65)-rhp
ROBINSON, Brooks ('55-'77)-3b
ROBINSON, Earl ('61-'62; '64)-of
ROBINSON, Eddie ('57)-1b
ROBINSON, Frank ('66-'71)-of
ROBLE, Sergio ('72-'73)-c
RODRIGUEZ, Aurelio ('83)-3b
RODRIGUEZ, Vic ('84)-2b
ROENICKE, Gary ('78-'85)-of
ROGOVIN, Saul ('55)-rhp
ROWE, Ken ('64-'65)-rhp
ROYSTER, Willie ('81)-c
ROZNOVSKY, Vic ('66-'67)-c
RUDOLPH, Ken ('77)-c

S

SAKATA, Lenn ('80-'85)-2b
SALMON, Chico ('69-'72)-if
SANCHEZ, Orlando ('84)-c
SAVERINE, Bob ('59; '62-'64)-if
SCHALLOCK, Art ('55)-lhp
SCHMITZ, Johnny ('56)-lhp
SCHNEIDER, Jeff ('81)-lhp
SCOTT, Mickey ('72-'73)-lhp
SEGRIST, Kal ('55)-if
SEVERINSEN, Al ('69)-rhp
SHEETS, Larry ('84)-of
SHELBY, John ('81)-of
SHETRONE, Barry ('59-'60; '62)-of
SHOPAY, Tom ('71-'72; '75-'77)-of
SHORT, Billy ('62; '66)-lhp
SIEBERN, Norm ('64-'65)-1b
SINGLETON, Ken ('75-'84)-of
SKAGGS, Dave ('77-'80)-c
SLEATER, Lou ('58)-lhp

SMITH, Al ('63)-of
SMITH, Billy ('77-'79)-if
SMITH, Hal ('55-'56)-c
SMITH, Nate ('62)-c
SNELL, Nate ('84)-rhp
SNYDER, Russ ('61-'67)-of
STANHOUSE, Don ('78-'79; '82)-rhp
STARRETTE, Herm ('63-'65)-rhp
STEFERO, John ('83; '86)-c
STEPHENS, Gene ('60-'61)-of
STEPHENS, Vern ('54-'55)-3b
STEPHENSON, Earl ('77-'78)-lhp
STEWART, Sammy ('78-'85)-rhp
STILLMAN, Royle ('75-'76)-of
STOCK, Wes ('59-'64)-rhp
STODDARD, Tim ('78-'83)-rhp
STONE, Dean ('63)-lhp
STONE, Steve ('79-'82)-rhp
STUART, Marlin ('54)-rhp
SUNDIN, Gordon ('56)-rhp
SWAGGERTY, Bill ('83-'86)-rhp

T

TASBY, Willie ('58-'60)-of
TAYLOR, Joe ('58-'59)-of
TEMPLE, John ('62)-2b
THOMAS, Valmy ('60)-c
THOMSON, Bobby ('60)-of
THRONEBERRY, Marv ('61-'62)-1b
TORREZ, Mike ('75)-rhp
TRABER, Jim ('84; '86)-1b-of
TRIANDOS, Gus ('55-'62)-c
TROUT, Paul "Dizzy" ('57)-rhp
TURLEY, Bob ('54)-rhp

U

UNDERWOOD, Tom ('84)-lhp

V

VALENTINE, Fred ('59; '63; '68)-of
VINEYARD, Dave ('64)-rhp
VIRGIL, Ozzie ('62)-3b

W

WAITKUS, Eddie ('54-'55)-1b
WALKER, Jerry ('57-'60)-rhp
WARD, Pete ('62)-3b-of
WARWICK, Carl ('65)-of
WATT, Ed ('66-'73)-rhp
WELCHEL, Don ('82)-rhp
WERLEY, George ('56)-rhp
WERTZ, Vic ('54)-1b
WESTLAKE, Wally ('55)-of
WIGGINS, Alan ('85)-2b
WIGHT, Bill ('55-'57)-lhp
WILHELM, Hoyt ('58-'62)-rhp
WILLIAMS, Dallas ('81)-of
WILLIAMS, Dick ('56-'58; '61-'62)-of-1b
WILLIAMS, Earl ('73-'74)-c
WILSON, Jim ('55-'56)-rhp
WOODLING, Gene ('55; '58-'60)-of

Y

YOUNG, Bobby ('54-'55)-2b
YOUNG, Mike ('82)-of

Z

ZUPO, Frank ('57-'58; '61)-c
ZUVERINK, George ('55-'59)-rhp

The list above contains only those who appeared for Orioles in at least one regular season game. Larry Doby for example, was on roster during winter of '57-'58 but was traded before season started. Johnny Pesky, Bruce Swango and others were with club during a season but did not appear in any games.

DIAMOND VISION VIDEO BOARD

Memorial Stadium's "Diamond Vision" Scoreboard by Mitsubishi stands 25'7" by 33'3". Included among its many capabilities are instant replays, video features, closeups, full color message board displays and animations. It is operated by a staff of 8 under the direction of Game Communications Director **Charles Steinberg, DDS.**

There are now 16 four color video replay boards in major league ball parks ("Diamond Vision" unless otherwise indicated). Atlanta, Chicago White Sox, Cincinnati (Sony), Houston, Los Angeles, New York Mets, New York Yankees, Oakland, Philadelphia (Panasonic), Pittsburgh, San Diego, San Francisco (Sony), Seattle, St. Louis (Stewart-Warner) & Texas.

The "black & white" board in left center field has been in use since the middle of the 1970 season.

MOST VALUABLE ORIOLES

This award is presented annually by the Sports Boosters of Maryland to the most valuable Oriole player by vote of sportswriters and broadcasters who cover the team on a regular basis.

The 1986 winner was reliever **Don Aase**. It was the first time a pitcher has won the award since **Mike Cuellar** was a co-winner in 1974. Oriole first baseman **Eddie Murray** had been selected "MVO" in each of the 5 previous years ('81-'85), including a tie with **Cal Ripken** in '83.

Aase received 16 of a possible 20 first place votes while amassing 89 points in the 5-3-1 scoring system. **Cal Ripken** was 2nd in the voting with 4 first place votes and 68 total points. **Murray** finished 3rd with 12 points, **Fred Lynn** 4th with 7 points and **Larry Sheets** 5th with 2.

The complete list:

1954—Chuck Diering (of)	1971—Brooks Robinson (3b) & Frank Robinson (of)
1955—Dave Philley (of)	1972—Jim Palmer (p)
1956—Bob Nieman (of)	1973—Jim Palmer (p)
1957—Billy Gardner (2b)	1974—Paul Blair (of) & Mike Cuellar (p)
1958—Gus Triandos (c)	1975—Ken Singleton (of)
1959—Gene Woodling (of)	1976—Lee May (1b)
1960—Brooks Robinson (3b)	1977—Ken Singleton (of)
1961—Jim Gentile (1b)	1978—Eddie Murray (1b)
1962—Brooks Robinson (3b)	1979—Ken Singleton (of)
1963—Stu Miller (p)	1980—Al Bumbry (of)
1964—Brooks Robinson (3b)	1981—Eddie Murray (1b)
1965—Stu Miller (p)	1982—Eddie Murray (1b)
1966—Frank Robinson (of)	1983—Eddie Murray (1b) & Cal Ripken (ss)
1967—Frank Robinson (of)	1984—Eddie Murray (1b)
1968—Dave McNally (p)	1985—Eddie Murray (1b)
1969—Boog Powell (1b)	1986—Don Aase (p)
1970—Boog Powell (1b)	

ORIOLES GOLD GLOVE AWARD WINNERS

YEAR	PLAYER	YEAR	PLAYER	YEAR	PLAYER
1960	B. Robinson (3b)	1970	B. Robinson (3b)	1975	Belanger (ss)
1961	B. Robinson (3b)		D. Johnson (2b)		Grich (2b)
1962	B. Robinson (3b)		Blair (of)		Blair (of)
1963	B. Robinson (3b)	1971	B. Robinson (3b)		B. Robinson (3b)
1964	B. Robinson (3b)		Belanger (ss)	1976	Belanger (ss)
	Aparicio (ss)		D. Johnson (2b)		Grich (2b)
1965	B. Robinson (3b)		Blair (of)		Palmer (p)
1966	B. Robinson (3b)	1972	B. Robinson (3b)	1977	Belanger (ss)
	Aparicio (ss)		Blair (of)		Palmer (p)
1967	B. Robinson (3b)	1973	B. Robinson (3b)	1978	Belanger (ss)
	Blair (of)		Belanger (ss)		Palmer (p)
1968	B. Robinson (3b)		Grich (2b)	1979	Palmer (p)
1969	B. Robinson (3b)		Blair (of)	1980	None
	Belanger (ss)	1974	B. Robinson (3b)	1981	None
	D. Johnson (2b)		Belanger (ss)	1982	Murray (1b)
	Blair (of)		Grich (2b)	1983	Murray (1b)
			Blair (of)	1984	Murray (1b)
				1985	None
				1986	None

Notes: For the 2nd straight year and the 4th in the last 7, the Orioles failed to win a Gold Glove in '86.

Despite the recent drought, the Orioles have won a total of 48 Gold Gloves since the inception of the award in '57, most in the majors. St. Louis, which had 2 winners last season, is 2nd with 44. Others among the leaders are Cincinnati-37, New York Yankees-36, Pittsburgh-33, Philadelphia-32 and Boston-31.

Eddie Murray is the only Oriole to win a Gold Glove since '79 having won 3 consecutive, '82-'84. Only George Scott and Vic Powers (7 each) have won the award more times among American League first basemen. The only Baltimore first baseman to win a Gold Glove, Eddie is the seventh Oriole to win at least three.

Other Orioles who have been multiple winners are: Brooks Robinson-16 (tied with Jim Kaat for the most ever by one player); Paul Blair and Mark Belanger-8 each; Jim Palmer and Bobby Grich-4 each; Dave Johnson-3; and Luis Aparicio-2.

The Gold Glove Awards are presented by *The Sporting News* in cooperation with Rawlings Sporting Goods Company to those players considered to be the best at their positions by vote of league managers and coaches. Selection is based not only on consistency (i.e. fielding percentage) but also range, overall ability and effectiveness.

MAJOR ORIOLES AWARD WINNERS

Most Valuable Player, A.L. (BBWAA): Brooks Robinson (1964), Frank Robinson (1966), Boog Powell (1970), Cal Ripken (1983).

Cy Young Award, A.L. (BBWAA): Mike Cuellar (1969, tied with Denny McLain), Jim Palmer (1973, 1975, 1976), Mike Flanagan (1979), Steve Stone (1980).

Manager of the Year, Major League (The Sporting News): Hank Bauer (1966), Earl Weaver (1977, 1979).

Manager of the Year, A.L. (Associated Press): Paul Richards (1960), Hank Bauer (1964, 1966), Earl Weaver (1973, 1977, 1979).

Manager of the Year, A.L. (United Press International): Earl Weaver (1979), Joe Altobelli (1983).

Rookie of the Year, A.L. (BBWAA): Ron Hansen (1960), Curt Blefary (1965), Al Bumbry (1973), Eddie Murray (1977), Cal Ripken (1982).

Rookie of the Year, A.L. (The Sporting News): Ron Hansen (1960), Curt Blefary (1965), Al Bumbry (1973), Cal Ripken (1982).

Rookie Pitcher of the Year, A.L. (The Sporting News): Wally Bunker (1964), Tom Phoebus (1967), Mike Boddicker (1983).

Player of the Year, A.L. (The Sporting News): Brooks Robinson (1964), Frank Robinson (1966), Cal Ripken (1983).

Pitcher of the Year, A.L. (The Sporting News): Chuck Estrada (1960), Jim Palmer (1973, 1975, 1976), Mike Flanagan (1979), Steve Stone (1980).

Player of the Year, Major League (The Sporting News): Frank Robinson (1966), Cal Ripken (1983).

Executive of the Year, Major League (The Sporting News): Harry Dalton (1970), Hank Peters (1979, 1983).

Executive of the Year, Major League (United Press International): Hank Peters (1979).

Roberto Clemente Award (Commissioner's Office): Presented annually to player "who best typifies the game of baseball, both on and off the field"—Brooks Robinson (1972), Ken Singleton (1982).

Joe Cronin Award (American League Office): Presented annually to an American League player for significant achievement—Jim Palmer (1976), Brooks Robinson (1977).

Most Valuable Player, World Series (Sport Magazine): Frank Robinson (1966), Brooks Robinson (1970), Rick Dempsey (1983).

Most Valuable Player, American League Championship Series (A.L. Office/Chevrolet): Mike Boddicker.

Most Valuable Player, All Star Game (Commissioner's Office): Now known as the Arch Ward Memorial Trophy—Billy O'Dell (1958), Brooks Robinson (1966), Frank Robinson (1971).

TRIPLE PLAYS

The Orioles have been shutout in that department the last seven years.

The Birds' last two triple plays ('78 & '79) were of the "around the horn" variety involving Doug DeCinces, Rich Dauer, and Eddie Murray. Brooks Robinson started the other three Orioles "around the horn" triple plays.

Jun. 10, '79—at Bal.—Buddy Bell "gftp" . . . 5-4-3 (DeCinces, Dauer, Murray)

Sep. 9, '78—at Tor.—Rick Cerone "gftp" . . . 5-4-3 (DeCinces, Dauer, Murray)

Jun. 3, '77—at K.C.—John Wathan hit a sac fly to Pat Kelly in right. Fred Patek was caught off 1st and was out, Kelly to Mark Belanger to Billy Smith back to Belanger. Belanger then noticed Dave Nelson standing off 3rd base. He ran at him and tagged him out, completing the game-ending triple play and giving the O's a 7-6 win—9-6-4-6-6.

Sep. 29, '73—at Det.—Frank Howard "gftp" . . . 5-4-3 (B. Robinson, B. Grich, T. Crowley)

Jul. 7, '73—vs. Oak. at Bal.—Gene Tenace "gftp" . . . 5-4-3 (B. Robinson, B. Grich, E. Cabell)

Aug. 6, '69—vs. K.C. at Bal.—Eliseo Rodriguez "gftp" . . . 5-4-3 (B. Robinson, D. Johnson, B. Powell)

Apr. 9, '59—at Was.—Ed Fitzgerald line drive . . . 3-6-3 (Boyd, Carrasquel, Boyd)

Aug. 3, '55—vs. K.C. at Bal.—Art Ceccarelli "gftp" then runner was thrown out at home . . . 3-6-2 (G. Triandos, W. Miranda, H. Smith)

The Orioles have hit into 13 triple plays in 33 seasons, the last victim being Gary Roenicke against Oakland at Baltimore on May 7, '79. He grounded to third baseman Wayne Gross, who started an "around the horn" 5-4-3 triple play, the first executed against the Orioles since 1972. On four of the 13 occasions that Birds' opponents have completed triple plays, Brooks Robinson has been the batter. Brooks grounded into one, lined into another, and two were "gftp's", with a runner then being thrown out between third and home.

WON-LOST RECORDS vs. EACH OPPONENT 1954-1986

CLUB	HOME			AWAY			TOTAL		
	W	L	PCT	W	L	PCT	W	L	PCT
Boston	146	138	.514	130	152	.461	276	290	.488
California	108	68	.614	91	89	.506	199	157	.559
Chicago	153	100	.605	117	134	.466	270	234	.535
Cleveland	149	133	.528	135	150	.474	284	283	.501
Detroit	152	134	.531	144	144	.500	296	278	.515
Kansas City	67	38	.638	49	54	.476	116	92	.558
Milwaukee ¹	83	40	.675	77	50	.606	160	90	.640
Minnesota ²	148	104	.587	136	116	.540	284	220	.562
New York	151	133	.532	137	148	.481	288	281	.509
Oakland ³	148	100	.597	143	116	.552	291	216	.571
Seattle	38	17	.691	34	21	.618	72	38	.655
Texas ⁴	115	66	.635	122	61	.667	237	127	.652
Toronto	44	20	.688	34	29	.540	78	49	.611
Totals	1502	1091	.579	1349	1264	.516	2851	2355	.547

5215 Games*

*Tie Games: O's played 9 ties, all at home (including one in '82 and 8 others between '54 and '64). Most were Baltimore curfew related, those curfews are no longer in effect.
Ties vs. Chicago-4, Milwaukee-1, New York-1, Oakland-3.

(1)-includes Sea. '69 (2)-includes Wash. '54-'60 (3)-includes Phi. '54 and K.C. '55-'61
(4)-includes Wash. '61-'71.

ORIOLES WON-LOST RECORDS IN DIFFERENT BALLPARKS

CALIFORNIA	Wrigley Field (6-4, '61), Dodger Stadium (15-20, '62 thru '65, not including 2-0 in '66 WS), Anaheim Stadium (70-65, '66 thru '86 not including 2-1 in '79 ALCS)
CHICAGO	Comiskey Park (115-134, '54 thru '86, not including 2-0 in '86 ALCS), Milwaukee County Stadium (2-0, 5/28/68 & 9/1/69).
KANSAS CITY	Municipal Stadium vs. both A's and Royals (91-62, '54 thru '61 '69 thru '72), vs. Royals only (17-7, '69 thru '72), Royals Stadium (32-47, '73-'86).
MILWAUKEE	County Stadium (72-49, '70-'86, not including 2-0 vs. Chi. on 5/28/69 & 9/1/69).
MINNESOTA	Metropolitan Stadium (77-68, '61 thru '81, not including 3-0 in '69 & '70 ALCS), H.H.H. Metrodome (15-15, '82-'86).
NEW YORK	Yankee Stadium (128-139, '54 thru '73 and '76-'86), New Yankee Stadium (37-39, '76-'86), Shea Stadium (9-9, '74-'75, not including 0-3 in '69 WS vs. Mets).
OAKLAND	Oakland Coliseum (67-52, '68 thru '86, not including 3-3 in '71, '73, '74 ALCS).
PHILADELPHIA	Connie Mack Stadium (2-9, '54).
SEATTLE	Sicks' Stadium (5-1, '69), Kingdome (34-21, '77 thru '86).
TEXAS	Arlington Stadium (57-28, '72 thru '86).
WASHINGTON	R.F.K. Stadium (65-33, '62 thru '71), Griffith Stadium vs. both D.C. franchises (51-34, '51 thru '61).

ORIOLES WON-LOST RECORDS vs. MULTI-CITY FRANCHISES

CALIFORNIA	Los Angeles (49-41, '61 thru '65), Anaheim (143-111, '66 thru '86, not including 3-1 in '79 ALCS).
MILWAUKEE	Seattle (9-3, '69), Brewers (151-87, '70 thru '86).
MINNESOTA	Washington (Griffith) Senators (89-65, '54 thru '60), Twins (195-155, '61 thru '86, not including 6-0 in '69 & '70 ALCS).
OAKLAND	Philadelphia A's (10-12, '54), K.C. A's (151-104, '55-'67), Oakland A's (130-90, '68 thru '86, not including 6-6 in '71, '73, '74 ALCS).
TEXAS	Washington (Expansion) Senators (135-61, '61 thru '71), Rangers (102-66, '72 thru '86).

Note: O's were 224-126 combined vs. the two Washington franchises.

ORIOLES ARE 3RD IN MAJORS SINCE MOVING TO BALTIMORE IN '54

Over the last 33 campaigns dating back to 1954, the year they began operating in Baltimore (after moving from St. Louis the previous winter), the Orioles are 3rd in the majors in both total wins and won-lost percentage (among the 16 franchises that have operated during that entire period):

1. Yankees 2950-2266, .566	9. White Sox 2668-2549, .511
2. Dodgers 2896-2330, .554	10. Pirates 2660-2551, .510
3. Orioles 2851-2355, .548	11. Braves 2641-2573, .507
4. Cardinals 2698-2514, .543	12. Phillies 2575-2642, .494
5. Reds 2818-2397, .540	13. Indians 2552-2655, .490
6. Tigers 2725-2499, .522	14. Twins 2508-2711, .481
7. Red Sox 2704-2516, .518	15. Cubs 2413-2796, .463
8. Giants 2680-2544, .513	16. Athletics 2407-2816, .461

1986 MAJOR LEAGUE STANDINGS

A.L. EAST	WON	LOST	PCT.	GB	A.L. WEST	WON	LOST	PCT.	GB
Boston	95	66	.590	—	California	92	70	.568	—
New York	90	72	.556	5½	Texas	87	75	.537	5
Detroit	87	75	.537	8½	Kansas City	76	86	.469	16
Toronto	86	76	.531	9½	Oakland	76	86	.469	16
Cleveland	84	78	.519	11½	Chicago	72	90	.444	20
Milwaukee	77	84	.478	18	Minnesota	71	91	.438	21
Baltimore	73	89	.451	22½	Seattle	67	95	.414	25
N.L. EAST	WON	LOST	PCT.	GB	N.L. WEST	WON	LOST	PCT.	GB
New York	108	54	.667	—	Houston	96	66	.593	—
Philadelphia	86	75	.534	21½	Cincinnati	86	76	.531	10
St. Louis	79	82	.491	28½	San Francisco	83	79	.512	13
Montreal	78	83	.484	29½	San Diego	74	88	.457	22
Chicago	70	90	.438	37	Los Angeles	73	89	.451	23
Pittsburgh	64	98	.395	44	Atlanta	72	89	.447	23

WON-LOST RECORDS vs. EACH OPPONENT, 1986 ORIOLES VS. A.L. WEST ORIOLES VS. A.L. EAST

HOME	AWAY	TOTAL	HOME	AWAY	TOTAL
W-L	W-L	W-L	W-L	W-L	W-L
California 4-2	2-4	6-6	Boston 1-6	3-3	4-9
Chicago 6-0	3-3	9-3	Cleveland 2-4	2-5	4-9
Kansas City 3-3	3-3	6-6	Detroit 0-7	1-5	1-12
Minnesota 5-1	3-3	8-4	Milwaukee 4-2	2-5	6-7
Oakland 2-2	3-5	5-7	New York 1-6	4-2	5-8
Seattle 3-3	3-3	6-6	Toronto 3-3	5-2	8-5
Texas 3-3	2-4	5-7	vs. East 11-28	17-22	28-50
vs. West 26-14	19-25	45-39	Grand Totals 37-42	36-47	73-89

ORIOLES STANDINGS, 1954-1986

YR.	W	L	PCT	G.B.	STD.	MANAGER
1986	73	89	.451	22½	7th	Weaver
1985	83	78	.516	16	4th	Altobelli ³ Ripken Weaver
1984	85	77	.525	19	5th	Altobelli
1983	98	64	.605	(6)	1st	Altobelli
1982	94	68	.580	1	2nd	Weaver
1981	59	46	.562	1	2nd*	Weaver
1980	100	62	.617	3	2nd	Weaver
1979	102	57	.642	(8)	1st	Weaver
1978	90	71	.559	9	4th	Weaver
1977	97	64	.602	2½	2-T	Weaver
1976	88	74	.543	10½	2nd	Weaver
1975	90	69	.566	4½	2nd	Weaver
1974	91	71	.562	(2)	1st	Weaver
1973	97	65	.599	(8)	1st	Weaver
1972	80	74	.519	5	3rd	Weaver
1971	101	57	.639	(12)	1st	Weaver
1970	108	54	.667	(15)	1st	Weaver
1969	109	53	.673	(19)	1st	Weaver
1968	91	71	.562	12	2nd	Weaver ² Bauer
1967	76	85	.472	15½	6-T	Bauer
1966	97	63	.606	(9)	1st	Bauer
1965	94	68	.580	8	3rd	Bauer
1964	97	65	.599	2	3rd	Bauer
1963	86	76	.531	18½	4th	Hitchcock
1962	77	85	.475	19	7th	Hitchcock
1961	95	67	.586	14	3rd	Harris ¹ Richards
1960	89	65	.578	8	2nd	Richards
1959	74	80	.481	20	6th	Richards
1958	74	79	.484	17½	6th	Richards
1957	76	76	.500	21	5th	Richards
1956	69	85	.448	28	6th	Richards
1955	57	97	.370	39	7th	Richards
1954	54	100	.351	57	7th	Dykes
Totals	2851	2355	.548			

* 1st Half: 31-23, .574, 2 G.B., 2nd.

2nd Half: 28-23, .549, 2 G.B., 4th.

(3) Altobelli relieved after game of June 12 (29-26); Ripken managed June 13 (1-0); Weaver took over June 14 (53-52)

(2) Weaver replaced Bauer on July 11, 1968.

(1) Harris replaced Richards on Sep. 1, 1961.

ORIOLES DAY-BY-DAY RECORD - 1986

Game No.	Opp.	Score	W/L	Pitchers of Record	Opponent	Date	Team Rec.	Pos.	G.B.	Daily	Alt. Date	Cum.
1	CLE	4-6	L	Flanagan's (0-1)	SCHROM's (1-0)	4/7	0-1	4T	1	52,292	1	52,292
2	CLE	4-3	W	AASE-r (1-0)	Bales-r (0-1)	4/9	1-1	3T	1	13,038	2	63,330
3	CLE	4-5	W	DIXON's (1-0)	Kerr-r (0-1)	4/10	2-1	2T	1	12,933	3	79,263
4	Tex	4-5	L	Aaser (1-1)	R. WRIGHT-r (1-0)	4/11	2-2	5T	1	12,384	4	12,384
5	Tex	1-2	L	Havens-r (0-1)	HARRIS-r (1-1)	4/12	2-3	5T	2	25,050	2	37,434
6	Tex	3-2	W	McGREGOR's (1-0)	Guzman's (1-1)	4/13	3-3			20,424	3	57,858
7	Tor	2-1	W	BODDICKER-c (1-0)	Alexander-c (1-1)	4/14	4-3	2T	1	43,587	4	101,445
8	Tor	5-3	W	FLANAGAN's (1-1)	Keys (0-1)	4/17	5-3					
9	Tor	4-7	L	T. Martinez-r (0-1)	HENKE-r (2-0)	4/17	5-4	2T	1	19,251	5	120,896
10	TEX	3-12	L	McGREGOR's (1-1)	MASON's (1-0)	4/18	5-5	3T	1	17,545	4	96,331
11	TEX	10-4	W	BODDICKER's (2-0)	M. Mahler's (0-1)	4/19	6-5	2T	1	20,442	5	118,773
12	TEX	6-1	W	DAVIS-c (1-0)	Guzman's (1-2)	4/20	7-5	2T	1	22,554	6	131,803
13	Cle	0-7	L	Flanagan's (1-2)	CANDIOTTI-c (1-1)	4/21	7-6	4T	1	3,012	6	123,795
14	Cle	5-2	W	DIXON's (2-0)	P. Niekro's (1-2)	4/22	8-6	2T	1	3,004	7	126,712
15	Cle	1-5	L	McGREGOR's (1-2)	SCHROM's (3-1)	4/23	8-7	4T	2	3,788	8	130,500
16	TOR	1-2 (10)	L	Aaser (1-2)	EICHORN-r (2-0)	4/25	8-8	3T	4	20,524	7	159,233
17	TOR	11-6	W	HAVENS-r (1-1)	Henke-r (2-1)	4/26	9-8	2T	3	22,659	8	181,892
18	TOR	0-8	L	Dixon's (2-1)	CLANCY-c (2-1)	4/27	9-9	5	3	29,928	9	211,911
19	Chi	8-1	W	McGREGOR-c (2-2)	Nelson's (1-1)	4/29	10-9	5	3	11,397	9	141,887
20	Chi	6-8	L	Davis's (1-1)	DOTSON's (1-2)	4/30	10-10	5	4	9,575	10	151,472
21	K.C.	0-5	L	Flanagan's (1-3)	SABERHAGEN-c (2-2)	5/2	10-11	6	3	27,691	11	179,162
22	K.C.	3-2	W	DIXON's (3-1)	Gubica's (0-4)	5/3	11-11			31,417	12	210,580
23	K.C.	1-11	L	McGREGOR's (2-3)	LEONARD's (3-2)	5/4	11-12	6	3	33,690	13	244,270
24	Min	5-3	W	DAVIS's (2-1)	Viola's (3-2)	5/6	12-12	6	4	11,836	14	256,106
25	Min	5-5	L	Flanagan's (1-4)	SMITHSON-c (4-2)	5/7	12-13	6	5	9,257	15	265,363
26	K.C.	4-7	L	Dixon's (3-2)	BLACK-r (2-3)	5/9	12-14	6	5	29,873	10	241,786
27	K.C.	5-2	W	BODDICKER's (3-0)	Leonard's (3-3)	5/10	13-14	5T	5	34,416	11	276,202
28	K.C.	4-3	W	DAVIS's (3-1)	Leonard's (4-1)	5/11	14-14	5T	4	24,108	12	300,310
29	CHI	4-3	W	BORDI-r (1-0)	James-r (1-3)	5/12	15-14	5	4	16,609	13	316,920
30	CHI	3-1	W	AASE-r (2-2)	Bannister's (1-4)	5/13	16-14	4	3	24,851	14	341,771
31	MIN	8-3	W	DIXON's (4-2)	Agostor (1-3)	5/14	17-14	4	3	13,461	15	355,234
32	MIN	5-3	W	BODDICKER's (4-0)	Viola-c (4-3)	5/15	18-14	3	2	15,277	16	370,511
33	OAK	4-8	L	Davis's (3-2)	HAAS's (7-1)	5/16	18-15	3T	2	24,896	17	395,407
34	OAK	8-2	W	McGREGOR-c (3-3)	Langford's (1-4)	5/17	19-15	3T	2	28,491	18	423,898
35	OAK	13-4	W	BORDI-r (2-0)	Codiro's (3-4)	5/18	20-15	3	2	31,181	19	455,079
36	CAL	4-6	L	Boddickers (4-1)	McASKILL's (3-3)	5/20	20-16	3T	4	13,893	20	468,972
37	CAL	6-3	W	McGREGOR's (4-3)	M. Witt-c (3-4)	5/21	21-16	3	4	16,651	21	485,623
38	SEA	7-5	W	DIXON's (5-2)	Morgan's (3-5)	5/22	22-16	3	3	4,891	22	490,514
39	SEA	5-4 (10)	W	SNELL-r (1-0)	Husmann-r (0-1)	5/23	23-16	3	3	12,262	16	277,645
40	SEA	6-3	W	BODDICKER-c (5-1)	M. Moore's (2-6)	5/24	24-16	3	2	16,238	17	293,883
41	SEA	6-7	L	Davis's (4-3)	LANGSTON's (3-4)	5/25	25-16	3	2	11,618	18	305,501
42	Oak	9-5	W	BORDI-r (3-0)	Ontiveros-r (0-2)	5/26	25-17	3	3	14,392	19	319,893
43	Oak	8-6	W	HAVENS-r (2-1)	Codiro's (3-6)	5/28	26-17	3	4	16,075	20	335,968
44	Cal	3-0	W	SNELL-r (2-0)	Romanick's (3-2)	5/29	27-17	3	3	7,747	21	343,715
45	Cal	4-7	L	Davis's (4-4)	McASKILL-c (4-3)	5/30	28-17	3	3	35,729	22	427,031
46	Cal	4-7	L	McGREGOR's (4-4)	WITT's (5-4)	5/31	28-18	3	4	47,408	24	474,438
47	SEA	4-2	W	BODDICKER's (6-1)	Wilcox's (0-7)	6/3	29-19	3	5	14,446	23	504,960
48	SEA	1-5	L	DIXON's (5-3)	MOORE-c (3-6)	6/4	29-20	3	6	18,047	24	523,007
49	SEA	7-1	W	Davis's (5-4)	Langston's (4-5)	6/5	30-20	2	5	20,130	25	543,137
50	N.Y.	5-2	W	McGREGOR's (5-4)	Guidry's (4-5)	6/6	31-20	2	5	36,511	25	510,952
51	N.Y.	7-5	W	BODDICKER's (7-1)	John's (3-1)	6/7	32-20	2	4	26,858	26	537,810
52	N.Y.	18-9	W	DIXON's (6-3)	Whitson's (4-2)	6/8	33-20	2	3	52,021	27	589,831
53	Mil	2-3	L	Davis's (5-5)	PLESAC-r (4-3)	6/9	33-21	2	3	10,991	28	600,820
54	Mil	3-6	L	BODDICKER's (5-5)	WEGMAN-c (2-5)	6/10	33-22	2T	4	11,891	29	612,711
55	Mil	4-3	W	McGREGOR's (6-1)	Darwin-c (3-3)	6/11	34-22	2	4	14,369	30	627,080
56	N.Y.	5-7	L	T. Martinez-r (0-2)	FISHER-r (2-2)	6/12	34-23	2	4	32,135	26	575,272
57	N.Y.	1-3	L	Davis's (5-6)	TEWKSBURY's (5-2)	6/13	34-24	3	5	47,220	27	622,492
58	N.Y.	2-4	L	McGREGOR's (6-6)	RASMUSSEN's (6-2)	6/14	34-25	3	5	43,487	28	665,979
59	N.Y.	4-3	W	BODDICKER's (8-1)	Fisher-r (2-3)	6/15	35-25	3	4	43,910	29	709,889
60	DET	4-5	L	Dixon's (6-4)	TANANA's (7-4)	6/16	35-26	3	5	18,067	30	727,956
61	DET	3-6	L	Davis's (5-7)	O'NEAL's (1-3)	6/17	35-27	3	6	21,523	31	749,479
62	DET	1-6	L	McGREGOR's (7-7)	KING-c (0-0)	6/18	35-28	3	7	20,713	32	770,192
63	DET	5-7	L	Aaser (2-3)	MORRIS-c (6-4)	6/19	35-29	3	8	38,422	33	808,614
64	Bos	14-3	W	BODDICKER-c (10-1)	Brown's (4-4)	6/20	36-29	3	7	34,826	31	661,906
65	Bos	2-7	L	Dixon's (6-5)	CLEMENS's (13-0)	6/21	36-30	3	8	35,707	32	679,613
66	Bos	4-0	W	DAVIS's (6-7)	Sellers's (0-3)	6/22	37-30	3	7	33,816	33	731,429
67	Det	2-1 (10)	W	AASE's (3-3)	Campbell-r (1-2)	6/24	38-30	3	5	22,769	34	754,198
68	Det	2-11	L	BODDICKER's (10-2)	MORRIS-c (7-4)	6/25	38-31	3	6	21,944	35	776,142
69	Det	3-8	L	Flanagan's (1-5)	TERRELL's (7-5)	6/26	38-32	3	7	22,122	36	798,264
70	BOS	3-5	L	Dixon's (6-6)	CLEMENS's (14-0)	6/27	38-33	3	8	52,159	34	860,773
71	BOS	3-7	L	Davis's (6-8)	BOYD's (10-5)	6/28	38-34	3	9	39,063	35	899,836
72	BOS	3-8	L	Boddickers (10-3)	SELLERS-c (1-3)	6/29	38-35	4	10	43,710	36	943,546
73	MIL	5-2	W	McGREGOR's (6-7)	Leary's (6-7)	6/30	39-35	3	10	20,319	37	963,865
74	MIL	7-3	W	FLANAGAN's (2-5)	Wegman's (2-7)	7/1	40-35	3	10	20,250	38	984,115
75	MIL	0-1	L	Dixon's (6-7)	NIEVES-c (7-2)	7/2	40-36	3	10	19,252	39	1,003,370
76	Min	7-11	L	Boddickers (10-4)	BLYLEVEN's (7-7)	7/3	40-37	4	10	14,057	37	812,321
77	Min	12-7	W	HAVENS-r (6-7)	Pastore-r (2-1)	7/4	41-37	4	10	13,683	38	826,004
78	Min	6-7	L	Flanagan-c (2-6)	VIOLA-c (9-6)	7/5	41-38	5	10	14,716	39	840,720
79	Min	1-0	W	DIXON's (7-7)	Heaton-c (3-7)	7/6	42-38	5	10	12,707	40	853,427
80	K.C.	8-1	W	BODDICKER-c (11-4)	Liebrandt's (8-6)	7/7	43-38	4	9	32,818	41	886,245
81	K.C.	8-4 (13)	W	O. JONES-r (1-0)	Quisenberry-r (0-3)	7/8	44-38	4	9	23,291	42	909,536
82	K.C.	0-3	L	Bord's (3-1)	JACKSON's (5-6)	7/9	44-39	4	10	23,418	43	932,954
83	Chi	5-3	W	FLANAGAN's (3-6)	Cowley's (4-5)	7/10	45-39	4	10	18,038	44	950,992
84	Chi	4-2	W	DIXON's (8-7)	Bannister's (5-5)	7/11	46-39	4	9	23,671	45	974,663
85	Chi	6-3	W	Boddickers (11-5)	NELSON's (5-4)	7/12	46-40	4	10	30,392	46	1,005,055
86	Chi	0-7	L	McGREGOR's (6-8)	NALLEN-c (6-1)	7/13	46-41	4	10	23,011	47	1,028,066

No.	Opp.	Score	W/L	Pitchers of Record	Opponent	Date	Team Rec.	Pos.	G.B.	Daily	Alt. Date	Cumul.
88	MIN	6-2	W	DIXON's (9-7)	Viola's (9-8)	7/17	47-41	4	9	20,317	40	1,023,587
89	MIN	3-7	L	McGregor's (6-9)	BLYLEVEN's (9-8)	7/18	47-42	5	9	33,914	41	1,057,501
90	MIN	1-0	W	FLANAGAN's (4-6)	Heaton-c (3-9)	7/19	48-42	4	9	30,556	42	1,088,057
91	MIN	8-3	W	BODDICKER's (12-5)	Smithson's (8-9)	7/20	49-42	4	8	25,045	43	1,113,012
92	K.C.	1-6	L	Dixon's (9-8)	D.JACKSON's (6-6)	7/21	49-43	5	8	30,516	44	1,143,618
93	K.C.	5-4	W	AASE-r (4-3)	Black-r (4-5)	7/22	50-43	4	7	24,475	45	1,168,395
94	K.C.	3-7	L	McGregor's (6-10)	GUBICZA-r (4-5)	7/23	50-44	5	7	20,674	46	1,189,069
95	CHI	12-6	W	FLANAGAN's (5-6)	Cowley's (5-6)	7/24	51-44	4	6 1/2	23,881	47	1,212,950
96	CHI	6-2	W	BODDICKER's (13-5)	N.Allens (7-2)	7/25	52-44	4	6 1/2	36,406	48	1,249,356
97	CHI	2-1	W	BORDI-r (4-1)	Schmidt-r (0-3)	7/26	53-44	3	5 1/2	24,527	49	1,273,883
98	CHI	11-3	W	McGREGOR's (7-10)	Dotson-r (7-11)	7/27	54-44	3	5 1/2	27,362	50	1,301,245
99	Tex	4-3	W	DAVIS's (7-8)	Hough's (9-6)	7/28	55-44	3	4 1/2	13,468	48	1,041,534
100	Tex	5-6 (12)	L	Jones-r (1-1)	HARRIS-r (2-1)	7/29	55-45	3	4 1/2	15,112	49	1,056,646
101	Tex	3-5 (11)	L	Snell-r (2-1)	RUSSELL-r (2-1)	7/30	55-46	3	4 1/2	15,630	50	1,072,278
102	Tor	7-3	W	DIXON's (10-8)	Keys-r (9-7)	8/1	56-46	2	4 1/2	34,370	51	1,106,648
103	Tor	5-2	W	McGREGOR's (8-10)	CLANCY's (12-6)	8/2	57-46	2	3 1/2	41,091	52	1,147,739
104	Tor	4-6	L	Flanagan's (5-7)	CERUTTI-r (8-3)	8/3	57-47	2	4	36,446	53	1,184,185
105	Tor	12-0	W	BODDICKER's (14-5)	J.Johnson's (1-1)	8/4	58-47	2	3 1/2	35,041	54	1,219,226
106	TEX	9-2	W	DAVIS's (8-8)	Guzman's (8-11)	8/5	59-47	2	2 1/2	22,799	51	1,324,044
107	TEX	11-13	L	Bord-r (4-2)	M.WILLIAMS's (8-3)	8/6	59-48	2	3 1/2	19,519	52	1,343,563
108	TEX	8-9	L	Havens-r (2-1)	RUSSELL-r (4-1)	8/7	59-49	2	4	23,099	53	1,366,662
109	CLE	0-3	L	Boddick-c (14-6)	CANDIOTTI's (11-8)	8/8	59-50	2	5	29,917	54	1,396,579
110	CLE	2-8	L	Davies's (8-9)	RCMA-c (0-0)	8/9	59-51	3	6	33,960	55	1,430,569
111	CLE	3-6	L	Dixons (10-9)	BAILES's (9-7)	8/10	59-52	3	7	29,815	56	1,460,384
112	TOR	3-1	W	FLANAGAN's (6-7)	Keys (10-8)	8/11	60-52	3	6	21,444	57	1,481,828
113	TOR	0-3	L	McGregor's (8-11)	CLANCY-C (13-6)	8/12	60-53	4	5 1/2	20,292	58	1,503,120
114	TOR	7-6 (13)	W	AASE-r (5-9)	Aquino (1-1)	8/13	61-53	4	5 1/2	22,477	59	1,524,597
115	Cle	12-2	W	DAVIS's (9-9)	Roman's (1-1)	8/14	62-53	3	5 1/2	13,840	55	1,233,066
116	Cle	2-3	L	Aaser (5-4)	WILLS-r (1-1)	8/15	62-54	3	6 1/2	55,427	56	1,288,493
117	Cle	1-2	L	Flanagan-c (6-8)	PNIKKOR's (9-9)	8/16	62-55	4	6 1/2	22,326	57	1,310,819
118	Cle	6-11	L	Boddickers (14-7)	DELKERS's (2-2)	8/17	62-56	5	7 1/2	16,072	58	1,326,891
119	OAK	1-4	L	Davies (9-10)	D.STEWARD's (6-8)	8/19	62-57	8	8	15,974	60	1,540,571
120	CAL	7-7	W	BORDI-r (5-2)	Moore (9-9)	8/22	63-57	5	9	34,654	61	1,575,225
121	CAL	4-2	W	FLANAGAN's (7-8)	Chadwick's (0-3)	8/23	64-57	5	8	25,360	62	1,600,586
122	CAL	3-4	L	Davies (9-11)	McCASILL's (14-7)	8/24	64-58	5	8	33,359	63	1,633,944
123	SEA	2-5	L	Dixon's (10-10)	MOORE's (8-11)	8/26	64-59	5	8 1/2	8,126	59	1,355,017
124	SEA	1-4	L	Boddick-c (14-8)	TRUJILLO's (1-0)	8/27	64-60	5	8 1/2	7,638	60	1,342,655
125	OAK	4-5	L	Aaser (5-5)	LEIPER's (2-4)	8/28	64-61	—	—	—	—	—
126	OAK	7-8	L	Aaser (5-6)	MOONEY-YAMH-r (4-4)	8/28	64-62	5	9 1/2	10,375	61	1,353,030
127	OAK	3-4	L	Davies (9-12)	PLUNK-r (4-7)	8/29	64-63	—	—	—	—	—
128	OAK	0-4	L	Habyan's (1-1)	D.STEWARD-C (8-1)	8/29	64-64	7	10	12,222	62	1,365,252
129	OAK	5-4	W	JONES-r (2-0)	Rjos (6-10)	8/30	65-64	5	10	20,010	63	1,385,262
130	OAK	0-7	L	Boddickers (14-9)	ANDUJAR-c (8-6)	8/31	65-65	5	11	16,905	64	1,402,167
131	CAL	9-3	W	McGREGOR's (9-11)	Witts (16-8)	9/1	66-65	5	11	34,748	65	1,436,915
132	CAL	1-10	L	Flanagan's (7-9)	SUTTON's (13-9)	9/2	66-66	5	12	24,636	66	1,461,551
133	CAL	2-5	L	Jones-r (2-2)	McCASILL-c (15-7)	9/3	66-67	5	13	26,025	67	1,487,576
134	SEA	2-6	L	Dixons (10-11)	M.MOORE-c (10-11)	9/5	66-68	6	14	31,203	64	1,665,147
135	SEA	2-8	L	Boddickers (14-10)	MORGAN-C (10-15)	9/6	66-69	6	15	25,601	65	1,690,748
136	SEA	8-0	W	McGREGOR-c (10-11)	Langston's (11-11)	9/7	67-69	6	15	19,885	66	1,710,633
137	BOS	39 (11)	L	Aaser (5-7)	SCHIRALDI-r (3-1)	9/8	67-70	6	16	26,107	67	1,736,740
138	BOS	5-7	L	Bord-r (5-3)	NIPPER's (9-9)	9/9	67-71	6	17	20,634	68	1,757,374
139	BOS	4-9	L	Dixons (10-12)	CLEMETT's (22-4)	9/10	67-72	6	18	24,727	69	1,782,101
140	BOS	8-6	W	AASE-r (6-7)	CRAWFORD-r (0-1)	9/11	68-72	6	17	21,663	70	1,803,264
141	DET	3-5	L	Boddickers (10-12)	KING-r (10-4)	9/12	68-73	6	18	20,906	68	1,508,482
142	DET	0-7	L	Flanagan's (7-10)	HERNANDEZ-r (7-7)	9/13	68-74	6	18	27,476	69	1,535,958
143	DET	2-7	L	Flanigan's (0-2)	TANANA's (11-7)	9/14	68-75	7	18	22,032	70	1,557,990
144	N.Y.	3-5	L	Boddickers (10-13)	STODDARD-r (4-1)	9/15	68-76	7	18 1/2	17,377	71	1,575,367
145	N.Y.	1-8	L	Dixons (11-11)	DRABEK's (10-7)	9/16	68-77	6	17	20,747	72	1,594,114
146	N.Y.	8-3	W	BELLS's (1-0)	Teewsbury's (6-5)	9/17	69-77	6	20	18,056	73	1,612,170
147	MIL	3-1	W	DIXON's (11-12)	Higuera-c (19-10)	9/19	70-77	6	19 1/2	20,125	71	1,823,389
148	MIL	4-5	L	HABYAN's (4-2)	Pesac-r (9-7)	9/20	71-77	6	18 1/2	17,617	72	1,841,006
149	MIL	4-5	L	HAVENS-r (1-3)	PLESAC-r (10-7)	9/21	71-78	6	19 1/2	23,039	73	1,864,045
150	N.Y.	2-4	L	McGregor's (10-14)	TEWKSBURY's (7-5)	9/22	71-79	6	20	19,081	74	1,883,126
151	N.Y.	3-5 (10)	L	Bord-r (5-4)	RICCHIETTI-r (8-7)	9/23	71-80	6	20	19,724	75	1,902,850
152	N.Y.	1-4	L	Flanagan's (7-11)	RASMUSSEN's (16-6)	9/24	71-81	6	20 1/2	20,006	76	1,922,858
153	Mil	2-9	L	Dixons (11-13)	HIGUERA-c (20-10)	9/25	71-82	7	21	6,321	74	1,618,491
154	Mil	0-2	L	Boddickers (11-14)	UCKOVICH's (8-7)	9/26	71-83	7	21	7,236	75	1,635,868
155	Mil	7-0	W	McGREGOR-c (11-14)	Nieves (10-12)	9/27	72-83	7	21	22,191	76	1,648,045
156	Mil	2-10	L	Bells (1-1)	SIRBECK's (1-1)	9/28	72-84	7	22	7,725	77	1,665,770
157	BOS	5-7	L	Habyan's (1-3)	NIPPER's (10-11)	9/29	72-85	7	23	27,372	78	1,683,142
158	BOS	6-3	W	BORDI-r (6-4)	Stanley-r (6-6)	9/30	73-85	7	22	26,339	79	1,708,481
159	BOS	7-11	L	Arnold-r (0-1)	WOODWARD-r (2-3)	10/1	73-86	7	23	28,513	80	1,737,994
160	DET	3-4	L	McGregor's (11-15)	TERRELL's (15-12)	10/3	73-87	7	23	14,866	77	1,937,724
161	DET	4-11	L	Bells (1-2)	KELLY's (2-2)	10/4	73-88	7	22 1/2	17,132	78	1,954,856
162	DET	3-6	L	Arnold-r (0-2)	KING-r (11-4)	10/5	73-89	7	22	18,320	79	1,973,176

ORIOLES 1986 FIELDING

	PCT.	G	PO	A	E	TC	DP
1st Base							
Dwyer	1.000	1	1	0	0	1	0
Beniquez	.990	14	96	8	1	105	14
Murray	.989	119	1045	88	13	1146	100
Traber	.988	29	224	21	3	248	28
Sheets	.958	4	18	5	1	24	3
Totals	.988	—	1384	122	18	1524	145
2nd Base							
R. Jones	1.000	11	17	26	0	43	5
Gutierrez	.990	53	93	102	2	197	29
Bonilla	.981	70	122	140	5	267	38
Wiggins	.978	66	121	151	6	278	40
Hudler	.800	13	2	2	1	5	0
Totals	.982	—	355	421	14	790	112
3rd Base							
R. Jones	1.000	6	2	12	0	14	4
Sheets	1.000	2	2	1	0	3	0
Hudler	1.000	1	0	1	0	1	0
O'Malley	.938	55	37	98	9	144	8
Bonilla	.918	33	21	35	5	61	10
Rayford	.912	72	40	115	15	170	15
Beniquez	.882	25	13	47	8	68	1
Paris	.857	3	0	6	1	7	1
Gutierrez	.818	6	3	6	2	11	0
Dodd	.000	1	0	0	0	0	0
Totals	.916	—	118	321	40	479	39
Shortstop							
Ripken	.982	162	240	482	13	735	105
Totals	.982	—	240	482	13	735	105
Outfield							
Dwyer	1.000	24	33	3	0	36	1
Lacy	.992	120	239	8	2	249	4
Lynn	.984	107	244	2	4	250	1
Sheets	.984	32	60	1	1	62	1
Shelby	.978	121	222	5	5	232	2
Gerhart	.971	20	34	0	1	35	0
Beniquez	.963	54	102	1	4	107	0
Young	.962	69	149	1	6	156	0
Traber	.913	8	19	2	2	23	0
Totals	.978	—	1102	23	25	1150	9
Catcher							
Nichols	1.000	5	1	0	0	1	0
Dempsey	.990	121	659	53	7	719	9
Pardo	.987	14	70	5	1	76	1
Stefero	.984	50	221	20	4	245	2
Rayford	.971	10	32	2	1	35	0
Sheets	.917	6	10	1	1	12	0
Totals	.987	—	993	81	14	1088	12
Pitcher							
Flanagan	1.000	29	4	17	0	21	1
Snell	1.000	34	5	14	0	19	1
Arnold	1.000	11	4	9	0	13	0
O. Jones	1.000	21	2	5	0	7	0
Habyan	1.000	6	1	3	0	4	0
Kinnunen	1.000	9	1	2	0	3	0
D. Martinez	1.000	4	1	2	0	1	0
Bell	1.000	4	1	0	0	1	0
Davis	.977	25	22	21	1	44	3
McGregor	.975	34	12	27	1	40	2
Bord	.957	52	7	15	1	23	2
Boddicker	.955	33	28	36	3	67	4
Aase	.944	66	5	12	1	18	1
Havens	.944	46	4	13	1	18	0
Dixon	.943	35	12	21	2	35	1
T. Martinez	.750	14	0	3	1	4	0
Swaggerty	.000	1	0	0	0	0	0
Totals	.963	—	105	183	11	299	14
Club Totals	.978	162	4310	1651	135	6096	135

*Led Majors

1986 CLUB STATISTICS

	WON	LOST	PCT.		WON	LOST	PCT.
Home Games	37	42	.468	Starters	54	69	.439
Away Games	36	47	.434	Relievers	19	20	.488
vs. Eastern Division	28	50	.359	Longest Streaks	6	7	.464
vs. Western Division	45	39	.536				
Day Games	26	23	.531	Errors	135	1	.990
Night Games	47	66	.416	Double Plays	163	1	.994
Shutouts-Individual	2	9	.182	Complete Games	17	1	.941
Shutouts-Team	6	13	.316	Stolen Bases	64	1	.984
One-Run Games	20	17	.541	Caught Stealing	34	2	.941
Two-Run Games	14	19	.424	Doubles	223	2	.990
Extra Innings	5	6	.455	Triples	13	1	.930
vs. Righthanders	50	67	.427	Homers-Home	91	1	.989
vs. Lefthanders	23	22	.511	Homers-Road	78	1	.987
Doubleheaders	0	2	.000	Homers-Total	169	1	.994
Split	1			Left on Base	1159	10	.991

ORIOLES 1986 BATTING

BATTER	GI																				
	AVG	G	AB	R	H	2B	3B	HR	RBI	GW	SH	SF	BB	IB	SO	SB	CS	DP	SLG	OBP	
Beniquez	.300	113	343	48	103	15	0	6	36	1	2	6	3	40	1	49	2	3	12	397	372
Bonilla	.243	102	284	33	69	10	1	1	18	1	4	0	3	25	0	21	0	0	14	296	311
Dempsey	.208	122	327	42	68	15	1	13	29	5	7	0	3	45	0	78	1	0	5	379	309
Dodd	.231	8	13	1	3	0	0	1	2	0	0	0	1	2	0	0	0	0	1	462	375
Dwyer	.244	94	160	18	39	13	1	8	31	3	0	4	2	23	1	31	0	2	2	488	339
Gerhart	.232	20	69	4	16	2	0	1	7	0	2	0	4	0	18	0	1	1	304	267	
Gutierrez	.186	61	145	8	27	3	0	0	4	0	2	1	1	3	0	27	3	1	3	207	207
Hudler	.000	14	1	1	0	0	0	0	0	0	0	0	0	0	0	0	1	0	0	000	000
Jones	.182	16	33	2	6	2	0	0	4	0	0	0	0	6	0	8	0	0	0	242	308
Lacy	.287	130	491	77	141	18	0	11	47	6	4	5	0	37	2	71	4	6	12	391	334
Lynn	.287	112	397	67	114	13	1	23	67	11	0	4	2	53	1	59	2	2	.499	.371	
Murray	.305	137	495	61	151	25	1	17	84	4	0	5	0	78	7	49	3	0	17	463	396
Nichols	.000	5	5	0	0	0	0	0	0	0	0	0	0	1	1	4	0	0	0	000	.167
O'Malley	.254	56	181	19	46	9	0	1	18	1	1	1	0	17	1	21	0	1	4	320	.317
Pardo	.137	16	51	3	7	1	0	1	3	0	0	0	0	0	14	0	0	0	2	216	.137
Paris	.200	5	10	0	2	0	0	0	0	0	0	0	0	0	3	0	1	1	.200	.200	
Rayford	.176	81	210	15	37	4	0	8	19	2	3	0	0	15	0	50	0	0	7	310	.231
Ripken	.282	162	627	98	177	35	1	25	81	15	0	6	4	70	5	60	4	2	19	481	.355
Sheets	.272	112	338	42	92	17	1	18	60	1	2	2	21	3	56	2	0	0	16	488	.317
Shelby	.228	135	404	54	92	14	4	11	49	5	2	2	2	18	0	75	18	6	3	364	.263
Stefero	.233	52	120	14	28	2	0	2	13	0	0	1	0	16	0	25	0	1	1	300	.321
Traber	.255	65	212	28	54	7	0	13	44	3	0	5	18	2	31	0	0	0	6	472	.321
Wiggins	.251	71	239	30	60	3	1	0	11	1	5	4	0	22	0	20	1	0	0	272	.309
Young	.252	117	369	43	93	15	1	9	42	3	2	3	3	49	2	90	3	1	13	371	.342
Totals	.258	5524	708	1425	223	13	169	669	69	33	51	31	563	26	862	64	34	159	.395	.327	
Opponents	.263	5518	760	1451	238	43	177	726	82	46	43	21	535	41	954	123	58	131	.418	.328	
DH	.298	617	80	184	30	3	29	97	7	1	3	2	57	6	92	3	1	24	.498	.358	
PH	.253	170	17	43	11	0	5	34	3	1	3	2	24	1	36	0	1	8	.406	.347	
Murray L	.306	359	30	110	17	1	11	61	3	0	4	0	65	7	36	1	0	11	.451	.409	
Murray R	.301	136	31	41	8	0	6	23	1	0	1	0	13	0	13	2	0	6	.493	.360	
Pardo L	.128	47	2	6	1	0	1	3	0	0	0	0	0	0	14	0	0	0	1	213	.128
Pardo R	.250	4	1	1	0	0	0	0	0	0	0	0	0	0	0	0	0	0	1	250	.250
Shelby L	.226	270	26	61	10	3	6	39	2	0	2	1	13	0	53	10	2	2	.352	.262	
Shelby R	.231	134	28	31	4	1	5	10	3	2	0	1	5	0	22	8	4	1	.388	.264	
Wiggins L	.233	172	17	40	2	1	0	8	1	4	3	0	18	0	15	11	6	0	.256	.301	
Wiggins R	.299	67	13	20	1	0	0	3	0	1	1	0	4	0	5	10	1	0	.313	.333	
Young L	.242	244	19	59	10	0	6	27	1	2	2	2	33	1	64	0	0	0	5	357	.335
Young R	.272	125	24	34	5	1	3	15	1	1	1	1	16	1	26	3	1	8	.400	.357	

PITCHING

PITCHER	R	WL	ERA	G	GS	CG	SHO	SV	IP	H	R	ER	HR	BB	IB	SO	WP	
Aase	R	6-7	2.98	66	0	0	0	34	81.2	71	29	27	6	0	28	2	67	4
Arnold	R	0-2	3.55	11	0	0	0	0	25.1	25	15	10	0	0	11	3	7	0
Bell	L	1-2	5.01	4	4	0	0	0	23.1	23	14	13	4	0	14	0	18	0
Boddicker	R	14-12	4.70	33	33	7	0	0	218.1	214	125	114	30	11	74	4	175	7
Bord	R	6-4	4.46	52	1	0	0	3	107.0	105	56	53	13	4	41	5	83	1
Davis	R	9-12	3.62	25	25	2	0	0	154.0	166	70	62	16	0	49	2	96	5
Dixon	R	11-13	4.58	35	33	2	0	0	202.1	194	111	103	33	3	83	6	170	7
Flanagan	R	1-3	4.24	29	28	2	0	0	172.0	179	95	81	15	1	66	4	96	8
Habiby	R	1-3	4.44	6	0	0	0	0	26.1	24	17	13	3	0	18	2	14	1
Hajnos	L	3-3	3.56	46	0	0	0	1	71.0	64	37	36	7	0	29	1	57	6
Havens	R	2-2	4.83	21	0	0	0	0	49.1	58	22	21	4	0	23	6	32	2
Kinnunen	L	0-0	6.43	9	0	0	0	0	7.0	8	6	5	1	0	5	0	1	1
Martinez D.	R	0-0	6.75	4	0	0	0	0	6.2	11	5	5	0	0	2	0	2	0
Martinez T.	L	0-2	5.63	14	0	0	1	16.0	18	10	10	1	0	1	12	1	11	1
McGregor	L	11-15	4.52	34	33	4	2	0	203.0	216	110	102	35	3	57	0	95	5
Snell	R	2-1	3.86	34	0	0	0	0	72.1	69	36	31	9	1	22	4	29	2
Swaggerty	R	0-0	18.00	1	0	0	0	0	1.0	6	2	2	0	0	1	1	1	1
Totals		73-89	4.30	424	162	17	6	39	1436.2	1451	706	687	177	21	535	41	954	52
									1445.0	1465	706	682	169	31	563	26	862	45

ORIOLES 1986 SEASON SUMMARY

Final Overall Record: 73-89 (.451)

Seventh in A.L. Eastern Division 22½ games behind first place Boston
Home: 37-42 **Road:** 36-47 **Vs. East:** 28-50 **Vs. West:** 45-39

REVIEW OF THE ORIOLES '86 SEASON

A precipitous slump that spanned the last 2 months of the '86 season, during which the O's went 14-42 (.250), brought an abrupt end to 2 long and distinguished streaks that had provided Orioles fans with bragging rights for many years.

A string of 18 consecutive winning seasons, 2nd longest in baseball history, suddenly ended as did the distinction of never having finished in last place. Now only the K.C. Royals among the 26 major league clubs can make that claim.

For the Orioles, summer peaked on Tuesday, August 5 when, after a victory over the Texas Rangers in Baltimore, the 2nd place Birds pulled to within 2½ games of division leading Boston. It was the closest any club would come after June 1 to the Red Sox (who took over the A.L. lead permanently on May 14).

At that point the O's were 59-47, had gone 18-9 in the last month (starting July 5), and were 13-6 after the All-Star break. Things were looking good, but not for long.

Winter began to set in the following night (August 6). It was a memorable game that produced 3 grand slam home runs for the first time in major league history (2 by the O's and one by the Rangers—see "Grand Slams" below), including 2 in the same inning (**Larry Sheets** and **Jim Dwyer**). And, it was a game in which the O's, trailing 6-0, scored 9 times in the 4th inning and went on to take an 11-6 lead after 6 innings. From that point on the season went straight downhill.

The Birds lost that game, 13-11, and went on to drop 42 of their last 56 games (3 out of every 4). During this prolonged slump (2nd in severity only to a 9-42 stretch late in '54, the O's 1st year in Baltimore, the O's dropped from 2nd to 7th place and from 2½ to 22½ games back of the Bosox. That was the farthest the O's have been out of first place in exactly 30 years ('56).

The monumental skid reached its nadir over a two-day period in late August (8/28-29) at Oakland where the O's played back-to-back make-up doubleheaders (created by 2 earlier rain outs in Baltimore) and dropped all 4 games.

Ironically, in the first of those twin bills, the club's landslide '86 mvp, **Don Aase**, who demolished the old club record with 34 saves and who had a hand in 55% of the O's victories, was the losing pitcher in "sudden death" in both games. He became the first pitcher in the club's history to lose twice in one day. For the Orioles and their fans, those were the 2 longest days in the 2 longest months in memory.

NOTES: The O's suffered their earliest official elimination from the pennant race (Sep. 16) since 1967 and settled into last place for good on Sep. 25.

Their 73-89 (.451) record was the club's 4th worst of all-time (by pct.) exceeded only by the first 3 teams to represent Balmer in the American League's modern era: '54 (54-100, .351); '55 (57-97, .370) and '56 (69-85, .448), their first 3 years in Balmer.

Early on there were some memorable efforts, particularly during a month-long stretch (May 10 thru June 8) when the O's jumped from 12-14 to 13 over .500 (a season high) at 33-20. That 21-6 spurt vaulted the Birds from 6th to 2nd place, though they gained only 2½ games on the Red Sox during that entire period.

ARTIFICIAL TURF: In '86, the Orioles were 14-11 (.560) on artificial turf (Kansas City, 3-3; Minnesota, 3-3; Seattle, 3-3; Toronto, 5-2) tied for 2nd in the league with Oakland behind leader New York (19-7, .731).

Baltimore's lifetime record on carpet is 149-140 (.516). The O's are 142-136 (.511) in A.L. stadiums (Chicago, 27-24 from '68 thru '75; Kansas City, 32-47; Minnesota, 15-15; Seattle, 34-21; Toronto, 34-29; and 7-4 in 4 world series ('70 Cincinnati, 2-0; '71 Pittsburgh, 0-3; '79 Pittsburgh, 2-1; '83 Philadelphia, 3-0).

BATTING: The Orioles batted .258 (1425/5524), 8th in the A.L. On Aug. 7, the O's were batting .267, 5th in the league, and had averaged 4.8 runs per game thru 108 games, but in their final 54 games the O's batted only .240 and scored an average of only 3.6 runs per game.

For the year, the O's scored 3 runs or less 74 times (12-62), 2 runs or less 48 times (6-42) and one run or less 29 times (2-27). . . . The O's scored 3 runs or less in 33 of their final 54 games. The O's scored nearly 20% of their runs in only 11 games (136 of 708 runs).

The O's were 11th in runs scored (708). They were shut out 13 times, tying Seattle and Chicago for the A.L. lead. It was the most the O's had been shut out since '76 (16) and more than doubled the '85 total (7).

The O's were 6th in the A.L. in home runs (169), 45 less than they hit in '85. They did, however, tie for the major league lead in grand slams (see "Grand Slams"). . . . The O's led the majors with 159 gdp's and set a club record, breaking the old mark of 158 in '80.

Baltimore's 205 extra base hits, their fewest since '77, were 12th in the league. They finished 12th in doubles and **WERE LAST IN THE LEAGUE IN TRIPLES SETTING A MAJOR LEAGUE RECORD FOR FEWEST TRIPLES IN A SEASON (13)**. The old record was 17 held by 6 other clubs. There were 13 triples hit at Memorial Stadium in '86, and only 2 were hit by the Orioles (**Alan Wiggins** vs. Minn on May 14 and **Eddie Murray** on the last day of the season, Oct. 5 vs. Det.).

With Runners in Scoring Position: The Orioles batted .248 (325/1309) with runners in scoring position, exactly 40 points lower than their average in '85. The Orioles' leading hitters with runners in scoring position were: **Eddie Murray**, .366 (45/123); **Juan Beniquez**, .315 (23/73); **Larry Sheets**, .307 (23/75); **Juan Bonilla**, .286 (18/63); **Fred Lynn**, .267 (23/86); **Cal Ripken**, .260 (38/145).

Tie and Lead Runs Produced: **Ripken**, 33; **Lynn**, 24; **Sheets**, 20; **Murray**, 18; **Traber**, 14; **Dwyer**, 13; **Beniquez**, 11; **Shelby**, 11; **Lacy**, 10; **Young**, 10; **Dempsey**, 9; **Bonilla**, 7; **Rayford**, 6; **Stefero**, 2; **Gerhart**, 2; **Jones**, 2; **Gutierrez**, 1.

CLOSE GAMES: The O's were 20-17 (.541) in 1-run games, 3rd in the A.L. behind Boston (24-10, .706) and California (28-16, .636). It was the 23rd time in 33 Baltimore seasons that the O's have had a winning record in such games, but their first since '83.

Baltimore was 14-19 in 2-run games, 11th in the A.L. The O's were 34-36 (.486) in 1- and 2-run games combined, 8th in the A.L.

DAY/NIGHT: The O's had the A.L.'s 4th best record in day games (26-23, .531) despite losing 10 of their last 14. They had the A.L.'s worst record in night games (47-66, .416), their first losing record at night since '62. It was their 3rd worst record ever in night games.

DAYS IN EACH POSITION: First (0); 2nd (25); 3rd (53); 4th (26); 5th (33); 6th (27); 7th (14).

DESIGNATED HITTERS: Orioles' designated hitters topped the league with a .298 average (184/617), highest by an Oriole club since the DH rule was instituted in '73. The O's were 20 points higher than the next closest team (NY, .278) and 42 points higher than the league average for '86 (.256). Oriole DH's had batted only .219 (133/607) in '84 and .232 (142/613) in '85.

O's DH's also led the league in hits (184), total bases (307), gdp's (24) and slugging (.498). They were 5th in hrs (29), 2nd in extra base hits (62), tied for 5th in rbi (97) and struck out 92 times, only K.C. struck out less.

Larry Sheets was the O's most active DH appearing in 58 games and he was tied for 2nd in the A.L. in batting (.302, 62/205, HR-10, RBI-41) among DH's who appeared in 50 or more games. Four other Orioles also batted over .300 as a DH: **Eddie Murray**, .356 (21/59, HR-1, RBI-4) **Jim Dwyer**, .343 (24/70, HR-6, RBI-19); **Juan Beniquez**, .333 (13/39, HR-3, RBI-4); and **Jim Traber**, .316 (24/76, HR-5, RBI-12).

DOUBLEHEADERS: The O's participated in only 3 doubleheaders, establishing a club record for fewest in a season. For comparison's sake: in '55 the O's played a club record 32 doubleheaders. For the 2nd straight year the O's failed to win a doubleheader, the only 2 seasons in the club's history that has occurred. The Birds lost 2 twin bills to Oakland on successive days and split one at Toronto giving them a 1-5 record in doubleheader games. Only Minnesota (0-4) had a worse record in the A.L. The O's have not won a doubleheader since Sep. 24, '84 when they took 2 from the Yankees at home. The O's have played 8 twinbills since and are 0-4-4.

FIELDING: The Orioles finished the season tied for 10th in the A.L. in fielding with a .978 pct. (TC-6096, E-135). Both the fielding pct. and the 135 errors were the worst since '59.

ORIOLES 1986 SEASON SUMMARY (Cont.)

The '86 season marked the 2nd straight year that the O's defense has strayed from the norm. In '85, the O's finished tied for 8th in fielding (.979, TC-6127, E-129). In the 24 seasons prior to '85, the O's had finished first or 2nd in the league 19 times, 3rd twice, 4th once and 5th twice.

The O's were tied for 3rd in the league in double plays and Oriole catchers committed only 7 passed balls, fewest in the league.

Cal Ripken led all major league shortstops in assists (482) and was 2nd in the A.L. in fielding pct. (.982, TC-735, E-13) behind Toronto's **Tony Fernandez** (.983, TC-752, E-13). Ripken was also 2nd in double plays with 105 behind Boston's **Spike Owen** (133).

Rick Dempsey was charged with only 2 passed balls, fewest in the league among catchers who caught at least 50 games. **Mike Boddicker** was 4th in the A.L. in assists (36) and 2nd in total chances (67) behind Cleveland's **Tom Candiotti** (71). **Boddicker** was tied for 3rd in putouts (28).

The O's used 10 different 3rd basemen and they combined to make 40 errors. Only Milwaukee's 3rd basemen made more in the A.L. (42). **Floyd Rayford** set a club record for most errors in a game when he made 4 at Cleveland on Apr. 21. He also tied an A.L. record for most errors in a game by a 3rd baseman. The O's had 5 different 2nd basemen play in at least 10 games.

HOME AND AWAY: The O's lost their last 7 home games and 20 of their last 28 to finish with a 37-42 record at Memorial Stadium, their first losing home record since '72 and only the fifth in club history. Twice the O's lost 7 straight home games (June 16-29 and Sept. 21 thru the end of the season). It was the first time since '72 the O's have lost as many consecutive games at home.

The O's were the only A.L. club with a losing mark at home and one of only three major league clubs (Pittsburgh, 31-50, and Montreal, 36-44). The O's were victims of 5 series sweeps at home during the year. They were 36-47 in away games, the 2nd straight year they have been below .500 on the road, but only the 3rd time in the last 19 seasons (starting '68).

GRAND SLAMS: The O's hit 7 grand slams, tying for the major league lead with Boston and California. It marked the 6th straight season the O's have led or tied for the major league lead in grand slams ('81 thru '86). The Orioles have hit 43 grand slams during that span, 13 more than the closest team (California, 30).

The Orioles and Texas Rangers set a major league record on Aug. 6 when the two teams combined to hit three grand slams in Texas' 13-11 win at Memorial Stadium. **Jim Dwyer** and **Larry Sheets** hit the grand slams for the O's, both in the 4th inning. It marked only the 5th time in major league history that one club has hit 2 grand slams in a single inning. It was the 4th time the O's had hit 2 grand slams in one game. **Toby Harrah** hit Texas' grand slam.

Eddie Murray tied for the A.L. lead with 2 grand slams giving him 14 lifetime, tied for 8th on the all-time list with **Gil Hodges** and 2nd among active players behind **Dave Kingman** (16).

INJURIES: The Orioles went on the disabled list 12 times in '86, believed to be a club record. . . . By June 2, six players had already done time on the DL. **Tippy Martinez** was assigned to the list 3 different times and **Eddie Murray** was DL'd for the first time ever in his big league career. Due to injuries to **Murray** and **Fred Lynn**, the **Murray-Lynn-Cal Ripken** trio were in the starting lineup together only 79 times.

By position, the list claimed 5 pitchers, a total of 7 times (**Mike Boddicker**, **Storm Davis**, **Mike Flanagan**, **Dennis Martinez** and **Tippy Martinez**—3), 3 infielders (**Jackie Gutierrez**, **Eddie Murray** and **Floyd Rayford**) and one outfielder (**Fred Lynn**).

Boddicker—torn ligament middle finger of right hand while pitching April 19. . . . Returned May 10, but had trouble with the finger the rest of the year. Despite the pain, he started 33 games.

Davis—DL'd from July 4-22 with strained muscles in right hip, then went out for the year on Sep. 3 when he tore ligaments in right ankle covering 1st base.

Flanagan—tendinitis left elbow, DL'd May 31 to June 19.

Gutierrez—was stricken with Chicken Pox and was out of action from May 14 to June 20.

Lynn—missed a total of 49 games because of an assortment of injuries that included a strained right wrist (June 3), Laryngitis (June

13), severely sprained right ankle for which he was DL'd in June, and a strained right shoulder which bothered him over the last 7 weeks of the season.

D. Martinez—went on the DL with sore right shoulder May 3 and did not pitch again for the O's. He was traded to Montreal on June 16 for a "ptbtl".

T. Martinez—an inner ear infection that left him dizzy and disoriented put him on the list from Apr. 25 to May 28. . . . Less than a month later he returned to the DL with a sore left shoulder (June), was activated July 4, but went back on 13 days later with recurrence of the shoulder problem and was laid up for the rest of the season.

Murray—pulled his left hamstring in Minnesota July 3, aggravated it on July 6 and went on the list July 17. . . . He missed a total of 25 games before being re-activated Aug. 7. Fortunately for the O's, they were 16-9 in those 25 games.

Rayford—chipped a bone in his left thumb in spring training on March 28 and subsequently went on the DL from Apr. 5-21.

Sheets—a pulled right rib cage muscle disabled him from June 30-July 17.

Others who missed some work because of injury included **Don Aase** (strained back Aug. 6—missed a week); **Lee Lacy** (started only 6 of the O's last 32 games because of a rib cage muscle pull); **Nate Snell** (sat out 5 days after being hit by line drive June 5); and **Rick Dempsey** (missed last 3 games after undergoing surgery Oct. 2 for removal of bone chips from right elbow).

LATE INNING WINS: The O's were 17-14 in games decided in a club's last at bat. They came from behind to win 36 times (12 fewer than '85) and were 23-24 in games decided in the 7th inning or later. Baltimore lost 11 games after they had been leading in the 7th inning or later. They had 8 such losses after Aug. 5.

The O's won only 4 games in "sudden death" at Memorial Stadium, tied with '67 as their 2nd lowest total (they had only 3 in '84). The O's were beaten in "sudden death" 6 times on the road including 3 times by Texas and twice in one day at Oakland, Aug. 28 when **Don Aase** became the first Oriole to ever lose both ends of a doubleheader. He was beaten, 5-4, on a 2-out, 2-run homer by **Dave Kingman** in the 9th inning of the first game and 8-7 on a 2-out, 2 run triple by **Carney Lansford** in the 9th inning of the 2nd game.

The O's finished 9th in the A.L. in extra inning games (5-6, .455). It was their 3rd consecutive season with a losing record in extra inning games, but only their 7th in the last 23 seasons.

LINEUPS: The Orioles used 141 different lineups during the season and employed 9 different leadoff hitters. **John Shelby** was the most traveled Oriole in the lineup, batting in 7 different spots (every spot but 4th and 5th).

MANAGERIAL CHANGE: On Sep. 9, it was announced by the Orioles that **Earl Weaver** would not return as manager of the Orioles in '87. Weaver remained with the O's through the rest of the season and on the day after the regular season, **Cal Ripken, Sr.** was named the Orioles skipper for '87.

MONTH-BY-MONTH: April: 10-10 (5-4 at home); May: 18-8 (10-3 at home); June: 11-17 (4-11 at home); July: 16-11 (9-4 at home); Aug.: 10-19 (5-8 at home); Sep.: 8-20 (4-9 at home); Oct.: 0-4 (0-3 at home).

PINCH-HITTING: Oriole pinch hitters were 7th in the A.L. in batting at .253, (43/170), an increase of 67 points over the previous year when they batted only .186. The league average for pinch hitters was .249. Oriole pinch hitters were the 2nd busiest in the league with 200 plate appearances behind Minnesota's 214. Oriole PH's had led the league in that department the last 2 seasons. The O's led the league in doubles (11), were 2nd in rbi (34) and 3rd in hrs (5) and walks (23).

Jim Dwyer hit 3 pinch hrs, all between May 12 and June 19, to tie the club record for most in a season (held by 3 others). Dwyer's 3 pinch hrs gave him 7 lifetime as an Oriole tying **Benny Ayala** for the all-time Oriole record. His nine pinch hits moved him into 2nd place on the O's all-time pinch hit list with 36 trailing only **Terry Crowley** (79).

Dwyer was tied for the league lead in pinch hrs with Detroit's **Larry Herndon**, 1st in doubles (4), walks (7) and total bases (22) and 2nd to **Herndon** in rbi (12-11). **Dwyer** finished the season on a 1/22 slump as a pinch hitter.

With a .474 mark (9/19), **Juan Beniquez** had the A.L.'s 2nd highest

ORIOLES 1986 SEASON SUMMARY (Cont.)

average among pinch hitters with a minimum of 20 plate appearances. Only **Ron Hassey**, who hit .566 (10/18) with NY and Chi., had a higher average. **Beniquez's** average was the 2nd highest in Oriole history among pinch hitters with a minimum of 20 plate appearances in a season (**Gene Woodling** hit .526, 10/18 in '59). **Beniquez** had 11 straight pinch hits at one point, one shy of the club record set by **Bo (Rocky) Johnson** in '64.

A total of 19 players were used as pinch hitters throughout the year. **PITCHING:** For the 2nd straight year, Oriole pitching numbers were unusually high. The O's 4.30 staff era, 10th in the A.L., was the 2nd highest in the club history surpassed only by the 4.38 in '85. It was only the 4th season ever the O's finished with an era above 4.00.

The 10th place finish was the lowest the O's have ever placed in in the A.L. Oriole hurlers also allowed 1,451 hits and 760 runs, both 2nd in club history behind the '85 staff (H-1480, R-764). Opponents hit 177 hrs, most ever, breaking the old mark of 160 set in '85.

In addition, the O's 17 complete games were their fewest ever (the previous low was 23 in '66). Only three A.L. clubs had less (Toronto 16, Texas 15, New York 13).

The O's finished with 6 shutouts (only 2 complete game shutouts, both by **Scott McGregor**), tying the '85 and '54 clubs. Only Seattle with 5, had less, while Boston and Minnesota also finished with 6. On a more positive note, Oriole pitchers fanned 954, 4th highest total in the club's history and most since '68.

Oriole starters were 54-69 with a 4.42 era (IP-992.2, ER-487) while the bullpen was 19-20 with 39 saves in 52 opportunities and a 4.00 era (IP-444, ER-200). The total of 39 saves was the 2nd highest in Oriole history (behind 41 in '80). After Aug. 5, while the Orioles were 14-42, the O's era was 5.05 (IP-493.1, ER-277) raising the overall mark from 3.91 to its season ending 4.30. During that 56-game collapse, Oriole righthanders (**Mike Boddicker**, **Storm Davis**, **Ken Dixon** and **John Habyan**) were 3-19 in their last 33 starts with a combined 5.86 era (IP-173.2, ER-113).

Overall, O's starters failed to complete 5 innings on 40 occasions (they were 6-34) and did not get thru 4 innings in 27 starts (they were 4-23). The O's gave up 102 1st inning runs, more than they yielded in any other inning and scored only 65. **Mike Boddicker** led the staff giving up 28 first inning runs, followed by **Scott McGregor** (27), **Ken Dixon** (18), **Mike Flanagan** (13), **Storm Davis** (10), **John Habyan** (4), **Rich Bordi** & **Eric Bell** (1). O's trailed after the first inning 41 times, and were 11-30 in those games. Opponents scored first in 103 of 160 games.

STREAKS: The Orioles longest win streak was 6 (May 10-15) and their longest losing streak was 7 (Aug. 24-29). It was their longest losing streak since they dropped 8 in a row in '83.

ORIOLES VS. OPPONENTS

VS. BOSTON ('86: 4-9, Lifetime: 276-290): The O's lost the season series for the 3rd straight year and for the 4th time in the last 5 years. . . . The Red Sox are the only A.L. team with a lifetime winning record vs. Baltimore, though the Indians are close at 283-284.

Over the past 3 seasons the Red Sox have been particularly effective at Memorial Stadium where they are 16-4, including 14-2 starting Sep. 21, '86. The O's have made out a little better in the recent past at Fenway Park where they are 16-10 over the past 4 seasons. . . . The O's last 2 wins vs. the Carmines in Baltimore were both in the Birds' final game at home against the Sox, in '85 and '86.

There were 5 former Red Sox with the Orioles in '86: **Don Aase**, **Juan Beniquez**, **Jim Dwyer**, **Jackie Gutierrez** and **Fred Lynn**. The **Gutierrez-Sammy Stewart** trade of Dec. 17, '85 was the first between the two clubs in 25 years since outfielders **Willie Tasby** and **Gene Stephens** swapped uniforms in 1960.

O's reliever **Tony Arnold** who came up in the 2nd half of the season was a teammate of both **Spike Owen** and **Calvin Schiraldi** at the University of Texas (**Roger Clemens** came the semester after **Tony** signed with O's in June '81). The lights went out for 22 minutes during the game of Sep. 11 at Baltimore, but it wasn't un-precedented. . . . In one Yankee series during a particularly humid stretch in '78, there were 4 power failures.

Cy Young and MVP awards winner **Clemens** fell one win short of tying the A.L. standard of 16 straight wins at the start of the season (15), held jointly by the O's **Dave McNally** ('69) and Cleveland's **Johnny Allen** ('37). . . . See more on **Clemens** below under "Red Sox Pitching".

RED SOX BATTING: **Wade Boggs**, the A.L. batting champ at .357 hit .442 (43-19) vs. the O's and now has a .341 career mark against Baltimore (226-77), still shy of his lifetime average in the A.L. (.352, 2778-978).

The most productive Red Sox hitter over the past 2 years against the O's has been **Dwight Evans** whose 18 rbi and 5 homers vs. Baltimore this year were 2nd among all opponents to the Tigers' **Kirk Gibson** (19 rbi, 6 hr). He batted .364 (44-16), and in '85 & '86 combined drove in 31 runs in 26 games, batted .362 (94-34) and hit 8 home runs.

Bill Buckner's 3-year average vs. the O's is .310 (158-49), but he's been 2 different hitters in that time against the Birds. At Baltimore, **Buckner** has batted .432 (88-38), but at Fenway he has hit only .157 (70-11).

Jim Rice had a .396 average vs. the O's in '86 (53-21) with 11 rbi and 2 homers in 13 games. . . . Lifetime, **Rice** has hit .335 (585-196) vs. Baltimore pitching with 36 home runs and 116 rbi in 149 games.

Marty Barrett has a .326 (144-47) career average vs. the O's. . . . **Tony Armas** is batting nearly 100 points lower (.228, 351-80) than **Barrett** but over the last 7 years has driven in 64 runs and hit 25 homers against the Birds in 73 games.

Dave Henderson, who hit .387 (31-12) vs. the O's while splitting the season between Seattle and Boston, has a lifetime average of .358 (151-54) at the Orioles expense, 2nd only to **Don Slaught's** .362 (130-47), among active batters with 100 or more at bats against the O's. In that category, 4 Red Sox (**Henderson-1**, **Boggs-6**, **Rice-7** and **Barrett-9**) rank in the top 10.

RED SOX PITCHING: **Clemens** was 3-0 in 4 starts (no complete games) gave up 21 hits and 9 earned runs, walked 9 and fanned 23 in 23.2 innings. . . . The only two home runs he yielded to the O's were by **Eddie Murray** in the same game (June 27 at Baltimore). All of his wins were at the expense of **Ken Dixon**.

In his final outing against the O's on Oct. 1 designed as a tuneup for post-season, **Clemens** left the game in the 2nd inning after a shot off the bat of **John Stefero** hit him above the right elbow. He didn't pitch again until game 1 of the ALCS on Oct. 7.

Al Nipper was 2-0 in 2 starts despite a 5.11 era (ip-12.1, er-7), while **Bob Stanley** was 0-1 but saved 3 games despite an 8.59 era vs. the O's (7 er in 7.1 inn) and the fact that the O's batted .459 against him (37-17). . . . **Schiraldi**, on the other hand, was 1-0 with a save in 4 appearances, didn't allow an earned run in 8 innings and checked O's batters on a .107 average (28-3).

"Oil Can" **Boyd** was 1-0 in 2 starts, that win at Baltimore where he is 4-1 lifetime with a 2.45 era (ip-36.2, h-30, er-10). . . . He has pitched 2 of his 6 major league shutouts at Memorial Stadium.

ORIOLES BATTING: The O's hit .313 (224-70) at Fenway where they were 3-3, but only .244 (246-60) at home where they were 1-6. . . . The O's most prolific hitter in Boston was **John Shelby** at .421 (19-8). In his last 14 games at Fenway Park John has gone 22-for-58 (.379) and has a lifetime .322 average there (90-29, G-24, RBI-15).

Eddie Murray batted .417 (48-20) against the A.L. champions and had a .525 on-base percentage (59-31) thanks to 11 walks. He's now hitting .292 (474-143) lifetime vs. Boston.

The O's top career hitters vs. the Red Sox are **Floyd Rayford** (.354, 79-28), **Lee Lacy** (.309, 68-21), **Murray**, and **Mike Young** (.292, 137-40) whose 27 rbi against the Carmines are a career high. . . . Young hit .350 against them in '86 (40-14).

Three former Birds (**Beniquez**, **Juan Bonilla** and **Stefero**) combined to bat .388 off Boston pitching (67-26) in '86.

ORIOLES PITCHING: Nobody had more than one win vs. the Sox and the aforementioned **Dixon** (0-3) was the only multiple loser. He worked in 5 games, 4 of them starts.

Mike Boddicker has a rather remarkable distinction vs. Boston. He has pitched all of the Orioles' last 5 complete games in the rivalry, starting Sep. 5, '83. . . . **Mike** is 4-5 lifetime and has never beaten the Bosox in Baltimore (0-4). He's 4-1 at Fenway.

Mike Flanagan's no decision start vs. the Sox on Sep. 8 was his first

VS. BOSTON (Cont.)

outing against them in nearly 2 years (Sep. 20, '84) . . . He is 9-9 lifetime and 3-1 in his last 5 starts.

Last year the White Sox beat Boston 5 times and **Dave Schmidt** saved 2 of them. He held the Red Sox scoreless in the 3 appearances (5.2 innings) . . . Lifetime he has yielded only 2 earned runs in 26 innings vs. Boston for a career low 0.69 era.

★ ★ ★

VS. CALIFORNIA ('86: 6-6, Lifetime: 199-155) . . . The O's haven't lost a season series to the Angels since 1978 . . . Since then they've won 6, tied 1, and compiled a 60-36 (.625) overall record (not incl. 3-1 in '79 ALCS).

Lifetime the O's hold a winning regular season record both at home (105-69) and in California (91-89), including 70-65 in Anaheim. As a matter of fact, the O's are over .500 lifetime in all 3 A.L. west coast cities.

The Angels out-hit the O's .270 to .229 in the season series, but held on a 50-46 edge in runs scored as the 2 clubs battled to a 6-6 standoff.

ANGELS BATTING: The best hitting regular for the Angels in '86 vs. Baltimore was the now departed **Reggie Jackson** (.360, 25-9) though he didn't hit a home run off O's pitching for the 3rd straight year. Rookie **Wally Joynt** made his presence felt with a .340 mark (47-16).

Gary Pettis who entered the season with a .164 lifetime mark (551 batted .324 (37-12) against the O's which boosted his career figure to a more presentable .228 (92-21).

ANGELS PITCHING: **Kirk McCaskill** (4-0), who led all opponents in wins (11) and strikeouts (24), and **Mike Witt** (1-2) accounted for 7 of the 12 Angels decisions in the season series.

McCaskill is one of 3 pitchers to have beaten the O's 4 times since the A.L. adopted balanced scheduling in '79, along with **John Butcher** (Twins '84) and **Joe Cowley** (Yankees '85). **Pat Dobson** holds the post-expansion record with 5 wins vs. Balmer for Cleveland in '76.

McCaskill compiled a 2.38 era in his 4 starts which included 2 complete games (ip-34, er-9, bb-15, so-24) and held the O's to a .164 (116-19) run average.

Witt fanned 23 in 22.2 innings, but his era was 4.76 (n-19, er-12) and he threw 6 "gopher" balls. **Cal Ripken** beat him on May 21, 2-1, with a 2-run homer in the 7th, and **John Shelby** went 4-for-11 off **Witt** with 2 homers and 2 doubles on the year.

ORIOLES BATTING: **Eddie Murray** continued to be the O's most dominant force against the Angels. **Eddie** who has played in all 121 Orioles-Angels games (including '83 ALCS) since he joined the club at the start of '77, batted .378 (37-14) vs. California in '86 and had a .468 on-base pct. (47-22).

Over the last 3 years **Murray's** cumulative figures have been better than that. In that span he has a .371 average (124-46) and a .487 (158-77) on-base ratio, plus 10 homers and 41 rbi in 36 encounters. Lifetime, he batted .332 (431-143) with 25 homers and a career high (vs. one opponent) 101 rbi, incl. 5 in ALCS, in those 121 games.

Fred Lynn batted .357 (42-15) against his old teammates and, though he batted only .220 (41-9), **Cal Ripken** led the Birds with 4 home runs against California.

The O's top career hitter vs. the Angels is **John Shelby** (.340, 100-34) followed by **Murray**, and **Ripken** (.314, 242-76).

ORIOLES PITCHING: **Scott McGregor** (2-1 in '86) is officially 19-7 lifetime (regular season) against California, a career high for wins against one opponent. But, if you include the '79 ALCS which he clinched for the O's with a game #4 shutout, he has won 20 of his last 25 decisions vs. the Angels.

In that stretch of 25 verdicts, he has gone 12-4 at Anaheim, and at one point reeled off 12 straight victories (July 8, '79 'til losing to **Steve Renko** on July 19, '82) . . . His lifetime era against the Halos is 3.05 (ip-200.2, er-68).

Mike Boddicker has had a schizophrenic experience with the Angels. At home, his era vs. California is a svelte 2.31 (ip-35, er-9) and his record 3-1. But, he's had a pain in the Big A where his era is 7.06 (ip-29.1, er-23) and his record 1-3.

Mike Flanagan is 4-8 (.333) lifetime vs. Cal. with a 5.75 era. Both his largest regular season crowd in Memorial Stadium history . . . Two weeks won-lost pct. and his era against the Angels are his worst vs. one adversary. He's also pitched fewer innings against the Angels (101.2) than against any other opponent.

38

Don Aase made 6 appearances and came away with 4 saves while not allowing a run in 6 innings . . . He held the Angels to a .150 average (3-for-20) . . . **Don's** 2.16 era (ip-25, er-6) lifetime vs. the Angels is his best . . . In his 2 years with the O's, he has allowed only one earned run in 11 innings against the Halos.

★ ★ ★

VS. CHICAGO ('86: 9-3, Lifetime: 270-234) . . . Over the last 19 years, starting '68, the O's have gone 14-3 in season series vs. Chicago with 2 ties and hold a 137-86 (.614) edge in games.

Beginning Aug. 13, '83 and including the '83 ALCS, the O's have gone 29-13 (.690) against the Chisox.

Last year the O's held the edge in team average (.290-.253), runs scored (64-43), and era (3.43-5.40).

CHICAGO BATTING: **Wayne Tolleson** hit .385 (26-10) vs. the O's and whacked 2 of his season total of 3 home runs off **Scott McGregor**. Lifetime, **Tolleson** is a .316 (95-30) hitter vs. Baltimore and 3 of his 7 career homers have been hit off O's pitching.

Bobby Bonilla (.389, 18-7), **Greg Walker** (.345, 29-10) and **Harold Baines** (.326, 43-14) also prospered against the Orioles in '86.

CHICAGO PITCHING: No Chicago pitcher won more than one game, but 2 of them went 0-2—**Floyd Bannister** and **Joe Cowley**. **Bannister** has lost 6 straight decisions to the O's, including one in the '83 ALCS, since his last victory against them on Aug. 11, '83. **Bannister** is 6-8 lifetime (regular season). **Cowley** had a 9.90 era (ip-10, er-11) to go with his 0-2 record, following a 4-0 mark with a 2.76 era (ip-26, er-8) while with the Yankees in '85.

Reliever **Bob James** was 0-1 with a save in 4 appearances during which he yielded 8 earned runs in 3.1 innings (21.60 era) and was touched for a .500 average by O's hitters (18-9) . . . **Richard Dotson**, 1-1 in '86, has lost 6 of his last 8 decisions to Baltimore including '83 ALCS.

BALTIMORE BATTING: Eleven of the 16 Orioles who had at least 2 at bats against Chicago in '86 batted .296 or better. Tops among them were **Larry Sheets** (.360, 25-9), **Juan Bonilla** (.341, 41-14) and **Fred Lynn** (.37-13). **Rick Dempsey** was the Birds' home run leader vs. the Sox with 3.

Lee Lacy has a .354 (82-29) 2-year average vs. Chicago; **Cal Ripken** has a career high 16 homers off Chisox pitching and is batting .315 (232-73) and both **Larry Sheets** (.316, 38-12) and **Fred Lynn** (.305, 374-114) have both hit over .300 lifetime against Chicago.

Since the start of '81, **Rick Burleson** has gone 11-for-75 (.147) against Chicago pitching, but is still hitting a respectable .262 (390-102) vs. the Pale Hose.

BALTIMORE PITCHING: **Rich Bordi** and **Mike Flanagan** were both 2-0 and **Scott McGregor** was 2-1. **Flanagan** is 10-7 lifetime against the White Sox, but is 5-2 in his last 8 starts against them (starting Aug. 12, '83) with a 1.38 era (ip-58.2, er-9). In that stretch which includes the '83 ALCS, he has held the Sox to a .187 average (203-38).

Ken Dixon is 3-0 lifetime with a 2.30 era (ip-27.1, er-7) . . . He was 1-0 in '86 in 2 starts . . . During the 2nd start on July 26 at Baltimore, he was involved in a 1-1 tie when he joined a tiff between rival hurler **Gene Nelson** and **Rick Dempsey** who had just been hit with a Nelson pitch. **Dixon**, **Dempsey** and Sox' 3rd base coach **Doug Rader** were ejected, precipitating a protest from **Earl Weaver** who wondered why no Sox players were on that list.

★ ★ ★

VS. CLEVELAND ('86: 4-9, Lifetime: 284-283) . . . The O's 4-9 effort in '86 vs. the Indians was their worst since the Birds' first 3 years in the league when they went '54: 3-19, '55: 3-19 and '56: 5-17. At that point the O's were 11-55 lifetime vs. the Tribe and 3-30 in Cleveland Stadium.

It took 25 years for the O's to go over .500 lifetime against Cleveland. That momentous occasion occurred when they swept a 3-game set in Baltimore on Sep. 26, 1978 and they have had a winning record against the Indians ever since. However, they enter 1987 only one game better than .500.

The 52,292 that attended the O's '86 opener against the Tribe was the largest regular season crowd in Memorial Stadium history . . . Two weeks later in Cleveland the Birds played a series which drew a 3-game total of 9,804 in the cavernous lakefront ballpark.

39

VS. CLEVELAND (Cont.)

The Indians 3-game sweep at Memorial Stadium Aug. 8-9-10 was exactly 3 years after their last previous sweep of the Birds on Aug. 8-9-10, '83.

Cleveland out-hit the O's (.281-.224), out-scored them (59-45) and out-pitched them (2.65-4.02).

CLEVELAND BATTING: Nine of the 13 batters who faced the O's in the season series hit over .300. The only exceptions: **Chris Bando** (.100, 10-1), **Bret Butler** (.191, 47-9), **Joe Carter** (.154, 52-8) and **Andre Thornton** (.132, 38-5).

The most productive hitter for the Tribe, **Cory Snyder**, played in only 7 games vs. the O's but led the club in both homers (4) and rbi (8) while batting .357 (28-10). He and fellow rookie, **Andy Allanson** (.371, 35-13), are among 5 Indians with .300+ career averages against Baltimore. The others: **Pat Tabler** (.346, 162-56), **Mel Hall** (.314, 70-22) and **Julio Franco** (.313, 201-63).

CLEVELAND PITCHING: Both **Tom Candiotti** and **Ken Schrom** were both 2-0 in 3 starts. **Candiotti** was particularly effective, having allowed only one run in 23.1 innings (0.39 era) and holding the O's to a .136 average (81-11). **Ernie Camacho** allowed neither a run nor a hit over 5 appearances spanning 4.1 innings while picking up 4 saves.

BALTIMORE BATTING: Rookie **Jim Traber** batted .375 (24-9) and **Lee Lacy** (.356, 45-16) were the top hitters for the O's in the season series, but the key to the Indians' success, perhaps, was the fact that they held both **Cal Ripken** (.140, 50-7) and **Fred Lynn** (.167, 36-6) in check.

Aside from **Traber**, 5 other Orioles are batting .299 or over lifetime against the Tribe: **Eddie Murray** (.338, 453-153), **Jackie Gutierrez** (.337, 86-29), **Lee Lacy** (.324, 71-23), **Larry Sheets** (.304, 46-14) and **Lynn** (.298, 492-147).

BALTIMORE PITCHING: **Ken Dixon** (2-1, 2.33 era) was the only multiple winner vs. the Tribe in '86. He had half the O's wins vs. Cleveland, and is now 3-1 lifetime with a 2.23 era (ip-44.1, er-11). Both **Mike Flanagan** (0-3) and **Mike Boddicker** (0-2) were big losers. The Indians batted .333 (66-22) off **Flanagan** in '86.

Boddicker is 0-3 vs. the Indians since going 3-0 against them during his 20-win season in '84. . . . The last of those victories was on Aug. 8, '84. **Scott McGregor** who at 10-10 is both the biggest winner and loser among current O's vs. Cleveland has dropped 7 straight to the Indians since his last win, on Aug. 4, '83 over **Bud Anderson**.

Don Aase has a career-high 8 wins against Cleveland but his 5.72 era vs. the Tribe is also a high vs. a single opponent (ip-66, er-42).

★ ★ ★

VS. DETROIT ('86: 1-12, Lifetime: 296-277) . . . The O's 1-12 (.077) record against the Tigers tied for the worst ever against an opponent in a season series (by percentage). The Birds were also 1-12 against the Yankees in '85, and, back in '62, experienced an horrendous 2-16 season against the Tigers.

The O's only win occurred on June 24 at Detroit, 2-1, in 10 innings with **Don Aase** beating **Bill Campbell**. Starters **Scotty McGregor** and **Eric King** combined with the aforementioned relievers to pitch 3-hitters. The decisive run crossed on a **Tom O'Malley** 2-out single in 10th.

The Tigers became only the 2nd team ever to go undefeated in a season at Memorial Stadium (7-0) at Memorial Stadium. The Rangers went 5-0 in Baltimore in '77.

Detroit has won 8 in a row overall over the O's (since the June 24 defeat) and has also captured 8 straight on 33rd Street since **Aase** decisioned **Bill Scherrer** on the next to last day of '85 season (Oct. 5). The Tigers have also gone 21-7 in Balmer starting Sep. 21, '82. Contrary to what **Bill Brown** has often said, hopefully, time will dim the glory of the Bengals deeds.

The Tigers dominated in every phase. They out-hit the O's .299 to .200, out-scored them by a whopping 86 to 35 and out-pitched them 2.52 to 6.29.

In '85 the O's hit 26 home runs off Detroit pitching. Last year they could produce only 11 total, including just one in homer-cozy Tiger Stadium. Nonetheless, in the last 2 years the O's have hit 37 and the Tigers 41 homers, a total of 78 in the last 26 games between the 2 clubs.

DETROIT BATTING: **Kirk Gibson** hit 6 home runs and drove in 19, both highs among Orioles' opponents (**Dwight Evans** had 5 and 18 for 2nd place in

each category) . . . As a matter of fact, it was the most rbi by one player vs. the O's since the A.L. went to balanced scheduling in '79.

Gibson who hit .385 (52-20) was just one of 11 (out of 20 Detroit batters) to hit .300 or more vs. Balmer pitching. Lifetime **Gibson** is batting .302 (242-73) and **Johnny Grubb** .318 (170-54), but the top career hitter among current Bengals is **Larry Herndon** who batted .393 (28-11) vs. the O's in '86 and is hitting .333 (189-63) lifetime.

DETROIT PITCHING: The rookie **Eric King** had a sensational debut against the O's. In 5 appearances, including 2 starts he was 3-0 with an 0.69 era and held the O's to a .105 average (86-9). He fanned 23 in 26 innings and allowed only 2 earned runs.

Jack Morris, **Frank Tanana**, and **Walt Terrell** each went 2-0 . . . **Morris** evened his career record at 8-8, but is 3-6 in the last 5 years. **Tanana** had a 0.64 era (ip-14, er-1) in 2 starts and held the O's to a .167 average (48-8) while boosting his career record to 16-11 vs. Baltimore. . . . He and the Twins' **Bert Blyleven**, also 16-11, are tied for most career wins against the O's among actives.

Dan Petry who had no record in 2 starts has beaten the Birds in 7 of his last 8 decisions and is 11-7 lifetime. **Willie Hernandez** was touched for 4 runs in 7 innings (5.14 era) over 5 appearances, but came away with a victory and 3 saves.

ORIOLES BATTING: The Tigers held **Eddie Murray** (.245, 0 hr, 2 rbi) and **Cal Ripken** (.224, 1 hr, 2 rbi) in check and **Fred Lynn** appeared in only 2 games against the Tigers, none in Detroit where he has driven in 50 runs in 64 games at Tiger Stadium. Lifetime vs. the Bengals, **Lynn** is batting .314 (481-151). The O's top hitter in '86 was **Jim Dwyer** (.333, 15-5) who saw only limited duty. **Jim** has a .307 career mark (163-50) vs. Detroit.

Murray, for the last 3 years, has been held to a .196 average (143-28) by Detroit pitchers. Last year he failed to hit a home run at Tiger Stadium where he has been most prolific in the past (17, more than in any other road ballpark). **Eddie's** .241 career average against Detroit (510-123) is his lowest against one opponent, but his 27 homers are a career high (also has hit 27 vs. Brewers).

Rick Burleson has a career high 134 hits vs. Detroit, and, starting Aug. 13, '80, has batted .348 (69-24) against the Tigers.

ORIOLES PITCHING: Though the Tigers were the only club against which he did not record a save in '86, **Aase** was the only Oriole to get a win over Detroit (see above). **Scott McGregor** was 0-3 and **Mike Flanagan** 0-2.

McGregor has beaten Detroit only once since Sep. 18, '80. That was on Oct. 4, '85 over **Petry** . . . He has lost 8 of his last 9 decisions to the Tigers and is 3-10 since winning 10 of his first 11 lifetime decisions against them. At 13-11 he is both the biggest winner and loser against the Tigers on the current O's staff. **Flanagan** is 12-10 lifetime.

Ken Dixon is only 0-1 in 2 full seasons vs. Detroit but has held Tiger batters to a .200 average (105-21).

★ ★ ★

VS. KANSAS CITY ('85: 6-6, Lifetime: 116-92) . . . The O's have won only 2 season series against the Royals in the last 11 years ('81 & '83) . . . In that period, starting '76, they've won 2, lost 4 and tied 5 times . . . During the 7 years of the 80's, the 2 clubs are 40-40.

In '86, despite the even split of 12 games, K.C. out-hit (.257-.234), out-scored (55-42) and out-pitched (3.14-4.38) the O's.

The O's last place finish in '86 leaves the Royals as the only club in the major leagues that has never wound up in the cellar.

18 YEAR RIVALRY: The Orioles still hold a 24 game edge in the rivalry that began in '69 and are 67-38 vs. the Royals in Baltimore (.638) . . . The O's edge was constructed primarily in '69 & '70 when they beat the fledgling Royals in 23 of 24 outings, including a major league record 23 consecutive times after **Dick Drago** beat **Dick Hall** on May 9, '69 in the first game ever between these 2 clubs.

Since that streak ended, the O's advantage is only 93-91.

K.C. CARPET: The O's have gone 13-11 at Royals Stadium the last 4 years, but are only 32-47 since the new ballpark opened in '73 . . . Prior to that the O's were 17-7 against the Royals in old Municipal Stadium.

ROYALS BATTING: **Willie Wilson** hit .346 (52-18) against the O's in '86 and over the past 2 seasons has hit .358 (106-38) against Baltimore pitching.

41

40

VS. KANSAS CITY (Cont.)

Lifetime he owns a .301 mark (.362-109) vs. the O's, and has stolen 36 bases in 42 attempts (.857).

Two others who have excelled throughout their careers against the Birds are **Hal McRae** and **Jim Sundberg** who hit .345 (29-10) and .333 (36-12) vs. the O's respectively in '86. Lifetime, **McRae** has a .294 average (479-164) not including his 5-for-11 effort with the Reds in the '70 World Series. **Sundberg** has a .303 (433-131) career mark vs. Baltimore.

George Brett is batting .317 (511-162) against the O's lifetime but over the last 6 years has been held to .237 (219-52) . . . **Steve Balboni** led the Royals last year in both home runs (4) and rbi (8) against the O's. **Beniquez** has a .337 (371-125) career average vs. the O's.

ROYALS PITCHING: **Danny Jackson** went 2-0 and yielded only one earned run in 13 innings (0.69 era) over 2 starts while O's hitters pounded him at a .163 clip (43-7). He's 4-2 lifetime . . . **Charlie Leibbrandt** was 3-0 going into last year but dropped both decisions to the O's in '86 while the O's batters hit .333 (60-20) against him.

When **Bret Saberhagen** was 20-6 in '85, he was 0-2 vs. the O's. Last year he was 7-12 overall but went 1-0 against Baltimore . . . Lifetime, he's held O's batters to a .227 average (141-32).

Dan Quisenberry was 0-1 last year with no saves in 4 appearances. Lifetime he is 2-3 with 15 saves in 38 appearances and has a 2.35 era (ip-57.1, er-15). He's held the O's to a .233 average (210-49).

ORIOLES BATTING: **Larry Sheets** (.381, 21-8) and **Cal Ripken** (.333, 42-16) led the O's against K.C. in '86. . . **Fred Lynn** hit only .200 (40-8) but 4 of his safeties were home runs.

The only current Oriole with a .300+ career average vs. K.C. is **Jack Gutierrez** (.337, 69-23). **Rick Burleson**, beginning July 16, '80, has hit .300 (84-31) against the Royals. Has career high tying .298 average vs. the Royals (.346-103) . . . Also has a .298 mark against Oakland.

ORIOLES PITCHING: **Don Aase** who was 1-0 with 3 saves in 5 appearances last year has been particularly effective against the Royals lifetime. He's 1-1 with 5 saves and a 2.40 era (ip-82.1, er-22). **Scott McGregor** (9-10) and **Mike Flanagan** (9-14) are the O's biggest current lifetime winners vs. the Royals and **Flanagan** the biggest loser.

Last year **Mike Boddicker** at 2-0 was the Birds only multiple winner against the Royals, while **Ken Dixon** (1-2) and **McGregor** (0-2) were both multiple losers.

VS. MILWAUKEE ('86: 6-7, Lifetime: 160-90) . . . The O's led 6-2 in a season series then lost the last 5 games, including 4 at Milwaukee Sep. 2, thru 28 . . . At Baltimore, the O's were 4-2 and have now gone 24-6 (.800) over the Brewers at Memorial Stadium starting Oct. 1, '82.

Lifetime at Memorial Stadium the O's are 83-40 (.673) against the Brewers, and, at County Stadium, they're 72-49 (.595).

Overall against the Brewers, the O's hold a 43-23 (.652) edge beginning Sep. 20, '81 . . . Since the start of the franchise (in Seattle '69) the O's are 160-90 (.640) against the Brewers, their 2nd best record vs. one opponent (#1 = 72-38, .655 vs. Mariners).

The only club with more errors at 3rd base last year than the Orioles (4) by 10 different players was the Brewers whose five 3rd basemen committed 42 miscues at the hot corner.

BREWERS BATTING: **Jim Gantner** was batting only .194 lifetime vs. the O's after his first 7 years in the A.L. (thru '84) . . . In the last 2 years, however, he has belted Baltimore pitching at a .384 clip (73-28) and has boosted his career mark to .242 (284-69). **Paul Molitor** batted only .138 (29-4) in '86 vs. the Birds.

BREWERS PITCHING: **Teddy Higuera's** first career win against the O's on Sep. 25 at County Stadium was his 20th victory of '86, making him only the 2nd Mexican ever to become a 20-game winner in the majors (3 days after Countryman **Fernando Valenzuela** won his 20th for the 1st time). **Higuera** would have been the 1st if he had beaten the O's on Sep. 19 in Baltimore but he lost to **Ken Dixon**, 3-1.

Bill Wegman is only 7-12 in the major leagues, but he's 3-1 lifetime vs. the Orioles. The only multiple winner vs. the O's in '86 was rookie lefthander **Dan Plesac** who was 2-1.

ORIOLES BATTING: **Eddie Murray** is the O's top career hitter vs. Milwaukee at .327 (465-152) and his 27 home runs against the Brewers are a career high (has also hit 27 vs. Detroit). **Jim Dwyer** is also a .300+ lifetime hitter vs. Milwaukee (.315, 108-34).

ORIOLES PITCHING: The O's staff put together a 2.98 era against the Brewers last year. **Scott McGregor**, at 11-7, is the current O's biggest winner against Milwaukee while **Mike Flanagan**, 9-10, is the biggest loser.

McGregor who lost 5 of his first 6 lifetime decisions against Milwaukee has since won 10 of 12.

Ken Dixon was only 1-2 vs. the Brewers but had a 1.88 era (ip-24, h-19, er-5, so-19). Lifetime he's 2-2 with a 2.08 (ip-39, er-9), his best era against one opponent.

He pitched his only big league shutout vs. the Brewers when he blanked **Higuera** Sep. 17, '85 at Baltimore. A year and 2 days later he had another shutout going against **Higuera** with 2 down in the top of the 9th at Baltimore, but a solo homer by **Earnie Riles** spoiled it. However, **Ken** finished with a 3-1 complete game win.

Mike Boddicker's 6-3 career record with a 2.71 era (ip-79.2, er-24) includes a 5-1 mark at Memorial Stadium . . . **Don Aase** in 4 appearances against the Brewers as an Oriole has not allowed a run (6 innings) and has picked up 4 saves in the process.

★ ★ ★

VS. MINNESOTA ('86: 8-4, Lifetime: 195-155 vs. Twins only) . . . In last 10 years the O's have lost only one season series to the Twins. That was in '84. In that period, starting '77, the O's are 7-1-2 against Minny in season sets. Lifetime, they are 14-6-6 in season series since the Minnesota franchise was born ('61).

The O's were 10-8 against **Ray Miller** over parts of 2 seasons . . . In '88 the O's out-hit the Twins (.284 to .233), and out-scored them (64-51), though Minnesota held the edge in homers (20-18).

TWINS BATTING: Both **Gary Gaetti** and **Kirby Puckett** have had good success against the O's. **Gaetti** was a .349 (43-15) hitter in '86 and is batting .318 lifetime (211-67) . . . **Puckett** batted .320 (50-16) in the season series and has a .341 career average vs. Baltimore (123-42).

Though the O's held **Kent Hrbek** to a .190 average (42-8) last year, he led the Twins in both homers (4) and rbi (9) against Baltimore.

TWINS PITCHING: **Bert Blyleven** (2-0 in '86) and the Tigers. **Frank Tanana** are both 16-11 lifetime vs. the O's and thus share the distinction of being the biggest winners against the Birds among active pitchers. **Tommy John** (15-17), the biggest loser, is only one victory behind them.

Despite **Blyleven's** success vs. the O's, **Fred Lynn** (.389, 36-14), **Cal Ripken** (.379, 29-11) and **Eddie Murray** (.368, 38-14) have hit him very well over the years.

Neal Heaton started twice vs. the O's after joining the Twins, gave up only 2 runs in 17 innings and was 0-2. He was beaten both times by 1-0 scores, all within 13 days (July 6 & 19), by **Ken Dixon** and **Mike Flanagan**.

Frank Viola was 1-3 . . . He, **Jose Guzman** (Texas) and **Jimmy Key** (Toronto) were tied for most losses against the O's. **Viola** who pitched 2 complete games in 4 starts had a 6.06 era (ip-32.2, er-22). Only **Kirk McCaskill** pitched more innings (34) against Baltimore. **Viola's** lone victory was a route-going effort on July 5 in which he decisioned **Mike Flanagan**, 7-6, on 11 hits . . . **Flanagan** also pitched a complete game.

BALTIMORE BATTING: **Fred Lynn's** lifetime .328 average (461-151) against Minnesota, his 31 homers and 106 rbi are all career highs against one opponent. Over his last 26 games vs. the Twins, starting Aug. 2, '84, he has hit 10 homers and driven in 28 runs. He hit 9th inning homers in 3 straight games against Minny May 10-11-12, '85, at Baltimore, 2 of them "sudden death" game-winners.

Others with .300+ career bat marks against Minny are: **Cal Ripken** whose .356 average (236-84) average vs. Minny is a career high; **Eddie Murray** (.310, 410-127), and **Alan Wiggins** (.325, 40-13).

Ripken who batted .450 (40-18) against them in '86 has never hit below .300 in one season vs. Minnesota ('82-.326, '83-.367, '84-.313, '85-.340). He has had three 5-hit games in his career, 2 of them vs. the Twins at HHH, May 5, '85 & Sep. 3, '83. In the latter game, he tied or broke 4 club records in a 13-0 Orioles rout. Among the records tied that day was most total bases (13) Lifetime, **Rip** has driven in 27 runs in 30 games at the "Hump", and has 48 rbi in 60 career games vs. Minnesota overall.

BALTIMORE PITCHING: **Don Aase** was at his brilliant best against the Twins last year . . . He had 6 saves in 6 appearances, didn't allow a run in 11

VS. MINNESOTA (Cont.)

innings, and held the Twins to a .086 (35-3) average and 5 total baseruns. Lifetime, **Don** is 7-2 with 7 saves, and has saved 7 of the O's last 9 against Minny.

Ken Dixon (3-0) was the O's most effective starter . . . He had a 1.99 (22.2 ip, 5 er) and held the Twins to a .187 (75-14) average in 3 starts.

Flanagan who once won 14 straight games vs. the Twins (from May 2, '77 until Apr. 7, '84) is 16-6 lifetime though he was only 1-2 in '86. **Mike Boddicker** who has worked more innings vs. the Twins (97.2) than against any other A.L. club was 2-1.

Tippy Martinez has thrown only one home run ball in 37 lifetime games against Minnesota, spanning 55.1 innings . . . That blow was by **Ty Brunansky** at HHH July 4, '84.

VS. NEW YORK ('86: 5-8, Lifetime: 288-281) . . . The Yankees won the season series for the 4th straight year (starting '83) during which time they hold a 35-17 edge (.673) edge over the O's.

Beginning June 23, '84 the Yankees have compiled an even more impressive mark against the Birds (26-8, .765), and in Baltimore the Yankees have gone 13-2 (.867) starting Sep. 15, '84.

However, the Orioles remain the only A.L. team with a lifetime winning record against the Bombers (288-281, .506). Next in rank are the Milwaukee Brewers (Milwaukee only) at .477 (115-126), followed by Detroit at .477 (797-878).

AT YANKEE STADIUM: The O's were 4-2 at Yankee Stadium after having gone 0-7 there in '85. The Birds' sweep of the 3-game series in NYC, June 6-7-8 (climaxed by the 18-9 win in the finale—see below under "The Longest Game") snapped a string of 10 straight losses that began in September 1984 in the "House that Ruth Built".

As a team the O's batted .326 (227-74), scored 42 runs and hit 10 homers in the 6 games at New York.

Heroes in the O's resurgence at New York were **Lee Lacy** (3 hrs in one game—see below), **John Shelby** (.368 avg., 7-for-19, including 2 doubles & 2 homers, and a team leading 9 rbi in 5 games in the 2 series at NYC) and **Don Aase** (3 saves in 4 appearances).

Lifetime, the O's are 128-139 (.479) in the Bronx, the best lifetime record there by any visiting club. The next highest percentage is Detroit's 41 (250-354), followed by the Oakland A's—regular season only (.411, 44-63), the new Yankee Stadium which opened in '76 the O's are 37-39.

SEASON SERIES MISCELLANY: In the season series the O's out-hit (.274) .260), and out-homered (18 to 17) the Yankees who held a 62 to 60 edge in runs and 4.23 to 4.58 advantage in the pitching department. A total of 74 players saw action in the 13 games, 39 Yankees (incl. 16 pitchers) and 34 O's (incl. 14 pitchers).

THE LONGEST GAME: The O's beat the Yankees 18-9 at Yankee Stadium on Sunday afternoon June 8 in the longest 9 inning game (by time) in American League history. The official elapsed time was 4:16 which, of course, does not include a 40 minute rain delay in the bottom of the 4th inning. The game began at 3:09 and did not conclude until 8:05.

Lee Lacy was the talk of the town after blasting 3 home runs, scoring 3 runs and amassing 13 total bases (all of which tied O's records) while driving in 6 runs . . . In total the game produced 17 runs, 36 hits (12 for extra bases), 16 walks and 9 pitchers.

YANKEES BATTING: The 2 most productive Yankee batters in the season series were **Don Mattingly** (.345, 55-19, HR-4, RBI-14) and **Dave Winfield** (.304, 46-14, HR-3, RBI-11). **Mattingly** is now at .304 lifetime (191-58) vs. the O's well below his .337 career mark (2519-849) in the A.L.

Rickey Henderson experienced only modest success (for him) vs. the O's in '86 after an awesome '85. Last year he batted .306 (49-15), scored 11 runs (more than any other O's opponent) and stole 8 bases in 9 tries. His on-base percentage was .414 (58-24). In '85, he hit .460, had a .556 on-base average, stole 17 bases in 18 tries (a record high against the O's) while scoring 20 runs. All 4 of those figures were tops among O's opponents.

Lifetime, **Henderson** is batting .351 (336-118) vs. the O's, best among actives (200 or more at bats), has a .458 (404-185) on-base percentage; thanks in large measure to 67 career walks, and has stolen 61 bases in 74 attempts (86%).

44

Ron Kittle who split the season between the White Sox and Yankees hit .188 vs. the O's (48-9). His lifetime average against Baltimore is .186 (140-26) with 5 homers & 15 rbi.

YANKEES PITCHING: **Dave Righetti** played a key role in all but one of the Yankees' 8 wins against the O's. In 8 appearances he was 1-0 with 6 saves and an era of 1.59 (ip-11.1, er-2) . . . In the last 2 seasons, **Righetti** is 2-0 with 9 saves in 14 appearances. When he blew a save in Baltimore on Sep. 23, it was his first failure since July 1 after converting 24 straight opportunities. **Cal Ripken's** home run off **Righetti** that day was one of only 4 he yielded all year (**Rob Deer**, **Wally Joyner** & **George Bell**).

Dennis Rasmussen, the Yankees' biggest winner at 18-6, was 2-0 vs. the O's in 2 starts with a 1.72 era (ip-15.2, er-3) . . . **Bob Tewksbury** was 2-1 . . . **Ron Guidry** went 0-1 and is now 10-8 lifetime. In '86 the O's batted .435 (23-10) against **Guidry** in his one start against them.

ORIOLES BATTING: Four days after **Lacy** hit his 3 homers at Yankee Stadium, **Juan Beniquez** followed suit against the Bombers in the opening game of a series in Baltimore (June 12) . . . There have been 13 three-homer games in O's history, these 2 in back-to-back games (in effect) vs. New York.

Overall, the top hitter in the series was **Beniquez** (.385, 26-10), but **Mike Young** (.343, 35-12), **Ripken** (.321, 53-17) and **Alan Wiggins** (.320, 25-8) also enjoyed some success at the Yankees' expense. **Young** went 8-for-19 (.421) at Yankee Stadium in '86.

The two current Orioles with the best lifetime averages against New York are a couple of former Carmines: **Jackie Gutierrez** (.292, 96-28) and **Fred Lynn** (.285, 418-119).

ORIOLES PITCHING: **Mike Boddicker** was the O's only multiple winner against the Yankees at 2-1 . . . He is now 7-4 lifetime vs. the Bombers, 4-0 at Memorial Stadium.

On the losing side, **Scott McGregor** was 1-3. He is now 7-14 lifetime and has lost 9 of his last 10 decisions to the Yankees. Since he defeated **Dave Righetti** on Sep. 6, '82 at New York, he has logged only one victory over the Yankees. That was June 6, '86 over **Guidry**, and it snapped a 6-game losing streak vs. N.Y. Five of his 7 career wins over the Bombers have been shutouts.

Mike Flanagan's loss to the Yankees Sep. 24, '86 (to **Rasmussen**) snapped a 6-game win streak. It was the first time he'd been beaten by New York since **Tommy John** defeated him on Aug. 15, '80. **Mike** who is 12-8 lifetime is first in career wins over the Yankees among actives.

He has been very streaky against them throughout his career. After starting with a 1-2 record, he beat them 5 straight, then lost 5 in a row before the aforementioned 6 game win skein.

Don Aase made 7 appearances in the season series and went 0-0 with 4 saves. He has saved 5 of the O's 6 wins against the Yankees over the last 2 seasons, and his 10 career saves at the Bombers' expense are a career high.

Tippy Martinez who was 0-1 with a save in 3 appearances . . . His lifetime wins (9), losses (7), saves (14), games (64), and innings (94.2) are career highs and his 2.57 era is 2nd only to the 2.55 he holds against the Rangers . . . See more about **Tippy** & Yankees in his biography.

VS. OAKLAND ('86: 5-7, Lifetime: 130-100 vs. Oak. only) . . . The Orioles dropped the season series to the A's for the first time since '76. From '77 thru '86, the O's are 8-1-1 against the A's, and have a 74-43 (.632) edge in games.

At Oakland the O's were 3-5 (including 2 games rained out in Balmer and made up at the Coliseum . . . see "6 Game Series" below). Despite the losing record in '86, the Birds have gone 67-52 (.563) lifetime in the East Bay Area, excluding 3-3 in ALCS competition.

A'S FIRST GAME IN OAKLAND: The Orioles participated in the A's 1st game ever in Oakland in '69 (after the club had moved from K.C. following the '68 season). The date was Apr. 17 and **Dave McNally** pitched a 2-hitter to beat **Lew Krausse**, 4-1. **Boog Powell** had the gwrbi and hit the 1st home run in the Oakland-Alameda County Coliseum, both in the 2nd inning. **Mark Belanger**, **Brooks Robinson**, and the A's **Rick Monday** also homered in that game.

45

VS. OAKLAND (Cont.)

SIX GAME SERIES: The O's played the first 6 game series in their 33 year history, Aug. 28-31, in Oakland. It was necessitated by back-to-back rainouts of the last 2 scheduled O's-A's games in Baltimore (Aug. 20 and 21).

The Birds salvaged only one of those games (the next to last, Sat., Aug. 30) thanks to a great piece of relieving by **Odell Jones** who protected a 5-4 lead and allowed only one hit over the last 4.1 innings while striking out 6.

At the start of the set the O's dropped consecutive doubleheaders on Thu. and Fri. (8/28-29), and the Birds' MVP **Don Aase** had the misfortune of becoming the first Oriole ever to lose both ends of a doubleheader on the same day. That ignominy befell him the first day in town, and to make it worse both defeats occurred in "sudden death", and both were save opportunities. . . . **Wes Stock** is the only pitcher to have won 2 games in one day in an Orioles uniform. He did it at Cleveland back near the turn of the century (5/26/63).

In game one, a 2-out homer by **Dave Kingman** with one on (after **Carney Lansford** and **Jose Canseco** had struck out) gave the A's a 5-4 win. In the nightcap **Lansford's** 2-run triple produced another come-from-behind win, 8-7.

After losing the 2nd doubleheader, the O's dropped into last place after the all-star break for the first time since the inception of divisional play in 1969. This was not the first time the O's had dropped twin bills in successive days. It had happened twice before but not since May '57.

A'S BATTING: **Tony Phillips** was a one-man show in Baltimore during the A's first '86 visit, May 16-18. He went 10-for-13 in the series, became the first Oakland representative ever to hit for the cycle on the 16th, going 5-for-5 the night, and had 7 straight hits at one stretch. In the only other 2 games he played against the O's in '86, **Phillips** went 0-for-10 (he was out much of the 2nd half with injuries).

Phillips (.435, 23-10), and **Alfredo Griffin** (.354, 48-17) were the top hitters against the O's but **Lansford** (11 rbi) and **Canseco** (10 rbi) were the most productive. During his 2 years in Oakland, **Griffin** has a .348 average (.92-32) vs. Baltimore.

Reggie Jackson has hit 40 career homers vs. the O's (including 2 in the '71 ALCS), tops among actives, though he has not hit one in his last 26 games against the Birds, since July 25, '83 (off **Mike Boddicker** at California). He ranks tied for 3rd with **Al Kaline** on the all-time list vs. the O's behind **Harmon Killebrew** (70) and **Mickey Mantle** (44).

A'S PITCHING: **Moose Haas** beat the O's in Baltimore on May 16 for only the 2nd time in his career. He's 6-8 overall against the Birds, but only 2-4 in his home town. That win gave him a 7-1 overall record and the major league lead in wins, but injuries prevented him from winning another game the rest of the season.

Dave Stewart in 3 appearances including 2 starts (one cg shutout) was 2-0 with an 0.46 era (ip-19.2, er-1) . . . **Chris Codioli** went 0-2.

O'S BATTING: The O's top hitters against the A's lifetime are: **John Shelby** (.308, 107-33), **Eddie Murray** (.306, 408-125) and **Alan Wiggins** (.326, 46-15) . . . In '86, **Murray** hit .381 (42-16) and drove in 15 runs in 12 games. **Larry Sheets** led the O's with 4 homers and batted .350 (40-14).

O'S PITCHING: **Scott McGregor**, now 11-3 lifetime vs. the A's, has beaten them 8 straight times since his last loss on Aug. 22, '81 (at Oakland) when he was beaten by **Rick Langford**, 2-0. He has a 6-0 career record against the A's at Memorial Stadium.

Mike Flanagan was 0-0 in 2 starts and is still 15-5 lifetime and 10-1 at the Coliseum. His only career loss at the Coliseum was on Aug. 25, '85, a defeat that marred his heretofore perfect 10-0 record. **Mike's** era at Oakland is a stunning 2.33 (ip-109, h-80, er-28) . . . At home against the Athletics, **Mike** is only 5-4 with a 5.43 (IP-69.2, ER-42).

Though he has a losing lifetime record (3-5) against Oakland and is 1-4 over the last 2 years, **Mike Boddicker** has a 2.84 career era (IP-63.1, ER-21) vs. the A's. **Aase** has a 2.41 (IP-93, ER-25) despite his '86 problems against Oakland.

★ ★ ★

VS. SEATTLE ('85: 6-6, Lifetime: 72-38) . . . The O's have never lost a season series to the Mariners against whom they are 7-0-3 in the decade the M's have been in the league. However, the 2 clubs have tied at 6-6 in each of the last 2 seasons.

Overall, the O's .655 (72-38) percentage against Seattle is their best against a single opponent. At Baltimore the O's have maintained a 38-17 (.691) advantage over the M's (also Birds' best vs. one club) . . . The Mariners have won only 3 of 20 series played at Memorial Stadium. They lost their first 14 games there, until former Oriole **Mike Parrott** beat **Sammy Stewart** July 25, '79. Since that time, the O's edge has been 24-17 (.585).

At the Kingdome, the Orioles have a 34-21 advantage (.618).

O'S ON WEST COAST: For the Orioles, 1986 was their first losing season on the west coast since '77 . . . They went 8-12 in the three Pacific ports of call to snap a string of 9 straight years in which they had posted a cumulative .500 or better record.

Over that period ('77 thru '85) the O's had logged a combined 87-52 (.626) regular season record while visiting in California and Washington. In '86 the O's were: 2-4 at California, 3-5 at Oakland and 3-3 at Seattle. Over the past 10 years the O's still have highly respectable records in the 3 ballparks: California (30-23), Oakland (33-23) & Seattle (32-18) for a total of 95-64 (.597).

MARINERS BATTING: The top 2 Seattle hitters were, interestingly enough, **Dave Henderson** (.417, 24-10) and **Spike Owen** (.360, 25-9), both of whom were traded to Boston on August 19.

The only Mariner who stuck it all year and hit over .300 was **Harold Reynolds** (.318, 44-14). **Ken Phelps** hit 4 of his 24 homers against the O's and tied **Bill Presley** for the anti-Baltimore rbi lead with 9.

MARINERS PITCHING: **Mike Moore** was 3-1 vs. the O's in 4 starts and all 3 wins were at the expense of **Ken Dixon** (who also lost 3 times to **Roger Clemens**). **Moore** hurled 2 complete games and registered a 2.87 era (ip-31.1, h-32, er-10). **Moore** is now 6-7 lifetime, but in the last 2 years has gone 5-2 with a 2.26 era (ip-59.2, er-15) and held Orioles batters to a .223 average (220-49).

Mike Morgan did something in a Seattle uniform last year he hadn't ever done for any previous club—beat the Orioles. It took a little more than 8 years since he broke into pro ball at the major league level in '78 for **Charlie Finley's** Oakland A's and lost both his first 2 starts to the O's (June 11 & 17). His victory was a complete game, 6-2 win over **Mike Boddicker** September 6 at Memorial Stadium. He is now 1-8 lifetime vs. the Birds.

Mark Langston was 1-2 in 3 starts, and had a monstrous 9.22 era (ip-13.2, er-14) while O's batters combed him for a .397 average (63-25).

ORIOLES BATTING: Despite a .294 (428-126) team-wide average against the Mariners who hit only .254 (402-102) vs. the Orioles, the O's scored only one less run than the M's (51 to 50).

Eight of the 18 O's who came to bat against Seattle pitching batted over .300 in '86, led by **Cal Ripken** (.51-18) and **Mike Young** (.34-12), both of whom hit .353 in the season series. **Eddie Murray** batted .349 (49-17) without a home run. **Young** went 7-for-15 (.467) in the Kingdome last year.

Larry Sheets (.339, 59-20), **Ripken** (.306, 242-74) and **Murray** (.304, 405-123) all sport .300+ career averages vs. Seattle.

ORIOLES PITCHING: **Mike Boddicker** was 2-2 with a 4.56 era (ip-25.2, er-13) vs. Seattle and the M's batted .300 (100-30) against him last year, but lifetime he is 5-2.

He was a perfect 5-0 and had a career 1.33 era vs. Seattle (ip-47.1, er-7) before his last 2 starts against them in '86, on Aug. 27 and Sep. 6. Then he lost both and was roughed up for 8 earned runs in 9.1 innings to boost his lifetime era to 2.37 (ip-57, er-15), still his best against one club.

Ken Dixon beat **Morgan** in his first '86 effort vs. the M's, then lost 3 in a row to **Moore**. He's 2-3 lifetime . . . **Mike Flanagan** was 0-0 but is 9-4 lifetime, and is the biggest winner against Seattle among current O's . . . **Scott McGregor** is 7-5.

★ ★ ★

VS. TEXAS ('86: 5-7, Lifetime: 102-66, Texas only) . . . The O's lost the season series to the Rangers for the first time since '77, and for only the 3rd time since the Senators became the Rangers in '72.

In that 15 year period, the O's have won 9, lost 3 and tied 3. The Rangers by winning 7 of the 12 games put an end to the O's dominance over the previous 4 years ('82: 9-3, '83: 9-3, '84: 9-3, '85: 10-2) during which they had gone 37-11 (.772).

47

VS. TEXAS (Cont.)

Despite their 2-4 record at Arlington in '86, the O's have maintained a lifetime 57-28 (.671) log in Texas, their best (by percentage) in any foreign

The Rangers have the distinction of being the first of only 2 teams to be undefeated over a whole season at Baltimore. They were 5-0 in '77. Later, at Memorial Stadium the Rangers (excl. D.C.) are a respectable 38-45 (.458) despite going only 8-22 over the last 6 seasons (3-3 in '86), including a strike-shortened '81. Up to that time (thru '80) the Rangers were the only visiting club in the A.L. with a winning record in Baltimore (30-23).

3 GRAND SLAMS: Wednesday, Aug. 6 was a day that will live in infamy as the Orioles are concerned. It is also a day that will live in the baseball record books.

It was a game in which, for the first time ever, 3 grand slams were hit (**Toby Harrah**, **Larry Sheets** and **Jim Dwyer**) . . . It was the 5th time in history that teammates have hit slams in the same inning (**Sheets** and **Dwyer**). For **Harrah**, it was slam #5 (not including the one he'd hit in Doubleday Field in Cooperstown just 2 days earlier against the Royals in an annual Hall of Fame exhibition). For the 2 Orioles contributors it was slam #1.

This was a wild game, ultimately won by the Rangers 13-11, and marked the beginning of the O's disastrous end of season 14-42 plunge to last place. Ten pitchers (5 by each side) saw action (with little distinction) and threw a combined total of 346 pitches (Texas-170, O's 176). The Rangers walked 10, including 7 by starter **Bobby Witt**.

Texas mauled O's starter **Ken Dixon**, who didn't retire a batter in the 2nd was **Harrah's** victim, and the visitors led 6-0 after 3 innings. Then in the home 4th, the O's erupted for 9 big ones in an inning that included 3 slams and 5 walks to take the lead. They padded that advantage on **Lacy's** 2-run homer in the 6th to make it 11-6 but the game wasn't over. The Rangers rallied for 6 in the 8th to go ahead against eventual loser **Rich Bor** and scored once more in the 9th.

The official time of game was 3:42, and that doesn't include the 1:13 delay at the start. The game did not actually end until 12:30 A.M. The 13 runs and 19 hits were the most ever registered by the Rangers against Baltimore. Earlier in the season, Apr. 19 in Balmer, the O's-Rangers played a 3-9-inning game, the longest in Rangers history, but only 2 minutes longer than the Aug. 6 debacle.

That game also marked the end of a particularly awesome home display by the O's who over the span of 22 innings (Aug. 4, 5 & 6) hit 11 home runs.

RANGERS BATTING: The top hitters against Baltimore in '86, among the regulars, were 2 departed Rangers—**Gary Ward** (.462, 26-12) and **Toby Harrah** (.400, 35-14). Ward was actually the leading hitter in the league for the O's among all hitters with 25 or more at bats. **Pete Incaviglia** batted .200 (40-8) and fanned 12 times but also paced the Rangers with 3 home runs and 9 rbi against the O's.

Oddibe McDowell continued to struggle vs. the Orioles against whom he is hitting .162 (68-11) in 2 seasons. . . . Catcher **Don Slaught**, on the other hand, had another good year at the plate against Baltimore (.341, 41-14) and is hitting .362 lifetime (130-47) vs. the O's. That's the highest average by an active opponent with 100 or more lifetime at bats against Baltimore. . . . The veteran **Tom Paciorek** is a .302 lifetime hitter against the Birds (199-60).

RANGERS PITCHING: Three Ranger relievers—**Greg Harris**, **Dale Mohorcic** and **Jeff Russell**—had a combined 0.00 era vs. the O's and were 4-0 with 10 saves while pitching an aggregate of 21.1 innings. **Harris** and **Russell** were each 2-0 and **Mohorcic** saved 2.

Jose Guzman, on the other hand, was 0-3 with a 6.00 era in 4 starts (ip-21, h-24, er-14) . . . He was tied with **Frank Viola** (Twins) and **Jimmy Key** (Blue Jays) for most losses to the '86 O's. . . . **Charlie Hough** was 0-1 and now 2-6 lifetime.

ORIOLES BATTING: Over the last 2 years **Mike Young** has driven in 22 runs in 17 games against the Rangers while batting .387 (62-24) with 6 doubles and 4 home runs. Lifetime, he has a .338 average (77-26), a career high.

Jim Dwyer over the last 3 years has hit Texas pitching at a .442 average (43-19) and has raised his career average vs. the Rangers from .174 to .338 (89-27) in that span. . . . Last year, though **Jim** had only 15 at bats against the Rangers, he tied **Eddie Murray** for the club rbi lead (9) in the season series.

They are just two of 6 current O's with career averages over .300: **Lee Lacy** (.347, 75-26), **Cal Ripken** (.335, 236-79), **Fred Lynn** (.301, 412-124) and **Jim Traber** (.364, 22-8) . . . **Ripken**, one of 2 Orioles to have hit for the cycle in the O's 33 A.L. seasons along with **Brooks Robinson**, performed that feat at Arlington Stadium May 6, '84, homering off **Dave Tobik** on his last time at bat.

ORIOLES PITCHING: Two '86 Orioles pitchers remain unbeaten lifetime against Texas: the departed **Storm Davis** (to San Diego for **Terry Kennedy**) and **Mike Boddicker**. **Davis** was 3-0 last year and left the American League with a 10-0 record, and a 2.07 era (ip-113, er-26). He held Rangers hitters to a .204 average (401-82) lifetime.

Boddicker is 7-0 with a 2.49 era (ip-72.1, er-20) . . . Others with outstanding career figures vs. Texas are: **Tippy Martinez** (6-1 with 10 saves and a 2.55) and **Scott McGregor** (8-2) who won his first 6 career decisions against the Rangers. . . . **Boddicker** and **Tippy** are both 4-0 at Texas and the latter has saved 7 games there.

Don Aase in 2 seasons with the O's has allowed only one earned run in 14.1 innings (0.63 era) . . . Last year he did not yield an earned run in 8 innings, but lost a game on April 11 when 2 errors (one by **Aase** himself) led to 2 unearned tallies and a 5-4 defeat.

★ ★ ★

VS. TORONTO ('86: 8-5, Lifetime: 78-49) . . . After going 8-17 the previous 2 years while losing both season series the O's captured the set for the 8th time in the 10 year history of the rivalry. The O's established the edge by winning 5 of 7 games at Toronto while splitting 6 games at home.

The Orioles out-hit (.269 to .217), out-pitched (3.08 to 4.45) and out-scored (61 to 49) the Jays.

Though the O's are only 8-11 at Memorial Stadium against the Jays the past 3 years, they nevertheless hold a lifetime 44-20 (.688) advantage in Baltimore, 2nd only to their home record against the Mariners (38-17, .691). At Toronto the O's are a more modest 34-29, .540.

MEMORABLE MOMENTS: There have been many memorable moments in the O's-Blue Jays rivalry over the past decade including the "Earl Weaver Forfeit" on Sep. 15, '77 and the 24-10 pasting the Jays handed the O's in Toronto June 26, '78 (the night **Ellie Hendricks** and **Larry Harlow** pitched).

However, for the Orioles, the one that stands out above the rest was the "3 Pickoff Game" in Baltimore Aug. 24, '83. The O's were down 3-1 with 2 on and 2 down in the 9th when they suddenly tied the score on rbi singles by **Benny Ayala** and **Al Bumbry** to force the game into overtime.

Because of extensive offensive maneuvering in the bottom of the 9th, the O's took the field in the 10th with strangers at 3 positions. **John Lowenstein** was at 2nd base, **Gary Roenicke** at 3rd, and **Lenn Sakata** was catching.

Cliff Johnson led off the 10th with a home run off **Tim Stoddard** that put the Jays back on top. When **Barry Bonnell** followed with a single, **Tippy Martinez** came on and proceeded to get out of the inning without retiring a batter.

First, he picked off **Bonnell**, then walked **Jesse Barfield** and picked him off, and then gave up a single to **Willie Upshaw** before picking him off as well.

Cal Ripken led off the O's 10th with a game-tying homer and 2 outs later with 2 on, the veteran (of one inning) backstop **Sakata** gave the O's a "sudden death" 7-4 win with a 3-run homer off **Joey McLaughlin**.

The next night the 2 clubs were scoreless until **Bonnell** homered in the 10th. However, the Birds bounced back again on singles by **Joe Nolan** and **Bumbry** and a game-winning 2-run double by **Dan Ford** to win again in "sudden death". **Tippy** was the winning pitcher in both games.

BLUE JAYS BATTING: The top hitting regulars in the season series were **Lloyd Moseby** (.286, 49-14) and **Jesse Barfield** (.280, 50-14). The latter also led the Jays in homers (4) and rbi (10) vs. the O's. Lifetime, **Barfield** has a .321 career average vs. the O's (168-54).

On the other side of the coin, **Willie Upshaw** (.122, 49-6), **Ernie Whitt** (.118, 17-2), **Buck Martinez** (.000, 15-0), **Garth Iorg** (.188, 16-3), **Rance Mulliniks** (.200, 25-5), **Cliff Johnson** (.182, 22-4), and **Cecil Fielder** (.077, 13-1) all hit .200 or below. However, **Johnson** did hit 2 homers vs. the O's giving him 20 lifetime (a career high vs. one opponent), including 13 in Baltimore.

VS. TORONTO (Cont.)

BLUE JAYS PITCHING: **Jim Clancy** (2-1 overall in '86 vs. O's) was probably the most effective pitcher to work in Memorial Stadium in '86. He started 10 games, won them both, pitched 18 innings and didn't allow a run, blanking **Ken Dixon** (4/27) and **Scott McGregor** (8/12). Clancy has a string of 2 consecutive scoreless innings alive in Baltimore, starting with the 7th inning on Aug. 4, '84.

Lifetime, he is 4-6 at Baltimore and 3 of his 4 victories have been shutouts (add 4/17/83). Overall, he has pitched 10 shutouts in the A.L. and 4 of them have been against the Orioles (one at Toronto). His lifetime mark vs. the O's is 9-11 with 10 complete games.

Dave Stieb was 0-0 vs. the O's in '86 and is 3-7 lifetime. He hasn't had a decision against Baltimore since he beat **Jim Palmer** Apr. 18, '84 at Toronto. **Jimmy Key** was 0-3 vs. the O's, tying him for most losses in '86 to the Blue Jays with **Frank Viola** (Twins) and **Jose Guzman** (Rangers). Key is 0-5 vs. the O's since he became a starter in '85 (was 2-1 as rookie reliever in '84).

Except for 2/3 of one inning in Baltimore on Apr. 26, **Tom Henke** would have had a 2.77 era (instead of the 3.35 he wound up with). In that game he started the 8th inning with the score tied at 5 and he fanned 2 of the first 3 batters. After that the next 6 hitters reached safely and he was ultimately charged with 6 runs in the inning as well as the loss.

Rookie sensation **Mark Eichhorn** appeared in 6 games vs. the O's, was 1-0, and allowed only one earned run in 12.2 innings while holding the O's to a .163 average (43-7).

ORIOLES BATTING: **Fred Lynn** hit .413 against the Jays in '86 (46-19) and **Lee Lacy** .378 (45-17), but **Cal Ripken** who batted only .241 (54-13) in the season series led the O's with 10 rbi in the 13 games. **Rick Burleson** hit .457 (35-16) vs. the Jays in '86 and is batting .364 (80-32) against them since the start of '81.

Jim Dwyer has a .311 (148-46) career average vs. the Blue Jays and a career high 8 home runs and 26 rbi. . . . has hit 7 of those home runs at Exhibition Stadium (in only 84 lifetime at bats there). **Lee Lacy** is batting .326 (67-22) and **Eddie Murray** .307 (427-131). **Eddie's** 23 homers and 81 rbi are 2nd only among all Blue Jays opponents (active or retired) to **Jim Rice's** 30 home runs and 89 rbi.

ORIOLES PITCHING: **Mike Flanagan** (17-7) and **Scott McGregor** (13-6) are the American League's 2 biggest winners lifetime against Toronto since the Jays' first season, '77. **Flanagan** who has also pitched more innings vs. Toronto than any other pitcher has a 2.77 career era (ip-208, er-64). He is 11-2 against the Jays at Memorial Stadium. **McGregor** whose era is a career low 2.87 (ip-153.2, h-49) once beat the Toronto 7 straight times and was 9-2 against them before going 4-4 over the last 3 years.

Flanagan, 2-1 in '86, held the Jays to a .208 average (101-21). . . . The only other multiple winner was **Mike Boddicker** (2-0), while **Don Aase** was 1-1 with 3 saves in 6 appearances.

LEADING OPPOSING HITTERS, 1986

BATTING: (25 or more AB)

.462 (12/26)—G. Ward, Tex.
.442 (19/43)—W. Boggs, Bos.
.400 (14/35)—T. Harrah, Tex.
.396 (21/53)—J. Rice, Bos.
.387 (12/31)—D. Henderson, Sea.-Bos.

RUNS: 13—R. Henderson, N.Y., Trammell, Det.

HITS: 21—J. Rice, Bos.

DOUBLES: 6—B. Buckner, Bos.

TRIPLES: 3—G. Walker, Chi.

HOMES RUNS: 6—K. Gibson, Det.

RBI: 19—K. Gibson, Det.
18—D. Evans, Bos.

WALKS: 9—R. Henderson, N.Y.

STRIKEOUTS: 19—M. Pagliarulo, N.Y.

STOLEN BASES: 8—R. Henderson, N.Y.

SLUGGING PCT.:

.795 (35/44)—D. Evans, Bos.

.786 (22/28)—C. Snyder, Cle.

.769 (40/52)—K. Gibson, Det.

TOP ACTIVE CAREER HITTERS VS. ORIOLES (THRU 1986, MINIMUM 100 AT BATS)

RANK	PLAYER	AVERAGE	'86 CLUB	RANK	PLAYER	AVERAGE	'86 CLUB
1.	Slought	.362 (130- 47)	Texas	6.	Boggs	.3407 (226- 77)	Boston
2.	Henderson, D.	.358 (151- 54)	Sea-Bos	7.	Beniquez	.335 (371-125)	Boston
3.	Henderson, R.	.351 (336-118)	New York	8.	Rice	.335 (585-196)	Boston
4.	Tabler	.346 (162- 56)	Cleveland	9.	Herdon	.333 (189- 63)	Detroit
5.	Puckett	.3415 (123- 42)	Minnesota	10.	Barrett	.326 (144- 47)	Boston

LEADING OPPOSING PITCHERS, 1986

Best ERA (Starters, 18 inn. min.) 0.39, (IP-23.1, ER-1)—Tom Candiotti, Cle.
1.00, (IP-18, ER-2)—Eric King, Det.

Best ERA (Relievers, 10 inn. min.) 0.71, (IP-12.2, ER-1)—Mark Eichhorn, Tor.
0.73, (IP-12.1, ER-1)—Bud Black, K.C.

Worst ERA (Starters, 18 inn. min.) 6.75, (IP-21.1, ER-16)—Jimmy Key, Tor.
6.06, (IP-32.2, ER-22)—Frank Viola, Min.

Worst ERA (Relievers, 10 inn. min.) 6.14, (IP-14.2, ER-10)—Bill Dawley, Chi.

Wins 4—Kirk McCaskill, Cal.
3—Roger Clemens, Bos.
Eric King, Det.

Losses 3—Frank Viola, Min.
Jose Guzman, Tex.
Jimmy Key, Tor.

Saves 6—Dave Righetti, N.Y.
4—Ernie Comacho, Cle.

Games 8—Dave Righetti, N.Y.
Bob Stanley, Bos.
Mitch Williams, Tex.

Complete Games 2—Six pitchers

Innings 34.0—Kirk McCaskill, Cal.
32.2—Frank Viola, Min.
31.1—Mike Moore, Sea.
31.0—Jim Clancy, Tor.

Walks 15—Kirk McCaskill, Cal.
14—Jose Rijo, Oak.

Strikeouts 24—Kirk McCaskill, Cal.
23—Roger Clemens, Bos.
Eric King, Det.
Mike Witt, Cal.

OPPOSING BATTERS RECORDS—1986 AND LIFETIME

1986 VS. ORIOLES										LIFETIME VS. ORIOLES									
PLAYER	B	CLUB	AVG.	G	AB	H	HR	RBI		AVG.	G	AB	H	HR	RBI				
Allanson	R	Cle	.371	10	35	13	0	5		.371	10	35	13	0	5				
Armas	R	Bos	.239	13	46	11	2	9		.228	94	351	80	26	72				
Baines	L	Chi	.326	12	43	14	1	4		.238	76	281	67	7	40				
Baker, Du.	R	Oak	.214	4	14	3	0	0		.277	14	47	13	1	2				
Baker, Do.	S	Det	.000	1	1	0	0	0		.143	6	14	2	0	0				
Balboni	R	KC	.256	12	43	11	3	10		.203	46	153	31	7	21				
Bando	S	Cle	.100	3	10	1	0	0		.222	29	81	18	0	5				
Barfield	R	Tor	.280	13	50	14	4	10		.321	56	168	54	12	30				
Barrett	R	Bos	.300	12	50	15	0	4		.326	38	144	47	0	16				
Bathe	R	Oak	.167	4	12	2	0	1		.167	4	12	2	0	1				
Baylor	R	Bos	.260	13	50	13	1	5		.283	119	452	128	24	78				
Beane	R	Min	.250	2	4	1	0	1		.250	2	4	1	0	1				
Bell	R	Tor	.259	13	54	14	3	7		.250	43	168	42	9	21				
Beniquez	R	Bal	—	—	—	—	—	—		.337	105	371	125	7	41				
Bergman	L	Det	.333	7	15	5	0	1		.213	24	70	10	1	3				
Bernazard	S	Cle	.342	11	38	13	0	6		.263	67	232	61	3	27				
Berra	R	NY	.500	2	1	1	1	1		.200	4	5	1	1	1				
Biancalana	S	KC	—	6	0	0	0	0		.235	19	17	4	0	0				
Bochte	L	Oak	.258	10	31	8	0	4		.259	109	374	97	6	45				
Boggs	L	Bos	.442	10	43	19	0	3		.341	55	226	77	0	12				
Bonilla, B.	S	Chi	.389	6	18	7	0	3		.389	7	18	7	0	3				
Boone	R	Cal	.273	12	33	9	1	6		.227	56	176	40	4	25				
Bradley, P.	R	Sea	.242	9	33	8	1	4		.270	30	111	30	3	11				
Bradley, S.	L	Sea	.267	4	15	4	0	2		.263	11	38	10	0	4				
Briggs	R	Mil	.214	4	14	3	0	2		.214	4	14	3	0	2				
Brantley	R	Sea	.273	5	22	6	0	2		.273	5	22	6	0	2				
Brett	L	KC	.242	10	33	8	3	5		.317	137	511	162	21	80				
Brookens	R	Det	.349	12	43	15	1	4		.248	86	270	67	5	30				
Brunansky	R	Min	.222	12	45	10	2	5		.232	58	207	48	12	32				
Buckner	L	Bos	.367	11	49	18	4	10		.310	37	158	49	6	24				
Buechele	R	Tex	.200	10	30	6	2	5		.151	17	53	8	3	8				
Bush	L	Min	.214	10	28	6	0	0		.221	33	86	19	2	10				
Butler	L	Cle	.191	13	47	9	1	4		.236	39	140	33	1	13				
Calderon	R	Chi	.125	4	8	1	0	0		.250	9	20	5	1	4				
Cangelosi	S	Chi	.318	11	44	14	1	2		.318	11	44	14	1	2				
Canseco	R	Oak	.250	12	48	12	2	10		.240	14	50	12	2	10				
Carter	R	Cle	.154	12	52	8	1	4		.212	27	104	22	3	14				
Castillo, C.	R	Cle	.429	4	7	3	1	4		.245	22	53	13	2	8				
Castillo, J.	S	Mil	.111	3	9	1	0	0		.111	3	9	1	0	0				
Cerone	R	Mil	.200	5	15	3	0	1		.222	62	207	46	1	18				
Coles	S	Det	.261	6	23	6	1	2		.220	15	50	11	1	4				
Collins	R	Det	.350	6	20	7	0	2		.271	58	181	49	0	13				
Cooper	L	Mil	.275	13	51	14	2	6		.268	159	589	158	22	85				
Cotto	R	NY	.000	5	3	0	0	0		.357	9	14	5	0	0				
Cowens	R	Sea	.167	4	12	2	0	2		.265	119	427	113	13	58				
Cruz	S	Chi	.138	9	29	4	0	3		.215	97	288	62	1	13				
Davidson	R	Min	.000	3	2	0	0	0		.000	3	2	0	0	0				
Davis, A.	L	Sea	.152	12	46	7	1	4		.215	36	135	29	3	14				
Davis, M.	L	Oak	.324	12	37	12	3	5		.230	42	122	28	4	14				
DeCinces	R	Cal	.186	11	43	8	0	4		.253	40	150	38	6	24				
DeJesus	R	NY	.000	1	2	0	0	0		.000	1	2	0	0	0				
Deer	R	Mil	.162	11	37	6	0	2		.162	11	37	6	0	2				
Diaz	R	Mil	.333	1	3	1	0	0		.333	1	3	1	0	0				
Dodson	L	Bos	.000	1	4	0	0	0		.000	1	4	0	0	0				
Downing	R	Cal	.217	12	46	10	2	9		.217	123	414	90	10	43				
Easler	L	NY	.182	12	33	6	1	2		.269	38	134	36	2	13				
Engle	R	Det	.182	4	11	2	0	1		.263	36	114	30	2	11				
Espino	R	NY	.000	2	1	0	0	0		.182	7	11	2	0	1				
Evans, Da.	L	Det	.167	10	30	5	1	7		.259	34	108	28	5	23				
Evans, Dw.	R	Bos	.364	13	44	16	5	18		.283	169	580	164	23	94				

OPPOSING BATTERS RECORDS (Cont.)

1986 VS. ORIOLES										LIFETIME VS. ORIOLES									
PLAYER	B	CLUB	AVG.	G	AB	H	HR	RBI		AVG.	G	AB	H	HR	RBI				
Felder	S	Mil	.273	6	22	6	0	2		.250	12	44	11	0					
Fernandez	S	Tor	.259	13	54	14	1	4		.255	31	106	27	2					
Felder	R	Tor	.077	5	13	1	1	2		.111	7	18	2	1					
Fields	R	Det	.667	1	3	2	0	3		.667	1	3	2	0					
Fischlin	R	NY	.176	7	17	3	0	0		.242	42	95	23	0					
Fisk	R	Chi	.071	9	28	2	0	2		.253	164	582	147	18					
Fletcher	R	Tex	.234	12	47	11	0	6		.272	44	147	40	0					
Franco	R	Cle	.302	13	53	16	2	7		.313	52	201	63	3					
Gaetti	R	Min	.349	12	43	15	3	7		.318	58	211	67	9					
Gagne	R	Min	.206	11	34	7	1	4		.220	20	59	13	1					
Gantner	L	Mil	.364	10	33	12	0	2		.243	88	284	69	3					
Garcia	R	Tor	.282	13	39	11	0	3		.260	71	273	71	2					
Gedman	L	Bos	.316	11	38	12	2	8		.300	45	140	42	4					
Gibson	L	Det	.385	12	52	20	6	19		.302	67	242	73	12					
Greenwell	L	Bos	.500	4	4	2	0	1		.600	6	10	6	1					
Grich	R	Cal	.280	8	25	7	0	2		.252	93	318	80	12					
Griffey	L	NY	.133	6	15	2	1	1		.255	47	165	42	6					
Griffin	S	Oak	.354	12	48	17	0	5		.268	103	358	96	1					
Grubb	R	Det	.385	6	13	5	1	2		.318	68	170	54	8					
Gruber	R	Tor	.111	8	18	2	0	0		.111	8	18	2	0					
Guillen	L	Chi	.256	11	39	10	0	3		.254	21	71	18	0					
Hairston	S	Chi	.385	7	13	5	0	3		.316	46	79	25	1					
Hall	L	Cle	.359	10	39	14	1	5		.314	20	70	22	1					
Harrah	R	Tex	.400	9	35	14	1	7		.269	167	587	158	12					
Hassey	L	NY	.222	5	18	4	0	0		.251	71	219	55	5					
Hatcher	R	Min	.222	7	18	4	0	3		.311	51	196	61	1					
Hearron	R	Tor	.200	5	10	2	0	2		.200	5	10	2	0					
Heath	R	Det	.214	4	14	3	1	4		.236	65	203	48	2					
Henderson, D.	R	Bos	.387	14	31	12	2	3		.358	50	151	54	8					
Henderson, R.	R	NY	.306	13	49	15	2	8		.351	90	336	118	6					
Henderson, S.	R	Oak	.000	2	5	0	0	0		.253	27	87	22	3					
Hendrick	R	Cal	.269	8	26	7	2	5		.247	77	291	72	7					
Hengel	R	Sea	.000	1	4	0	0	0		.000	1	4	0	0					
Herndon	R	Det	.393	11	28	11	3	8		.333	59	189	63	12					
Hill, D.	S	Oak	.292	8	24	7	0	0		.268	21	56	15	0					
Hill, M.	R	Chi	.000	2	0	0	0	0		.294	16	34	10	1					
Hoffman	R	Bos	.000	1	2	0	0	0		.265	48	155	41	1					
Howell	L	Cal	.143	3	7	1	0	2		.147	12	34	5	2					
Hrbek	L	Min	.190	12	42	8	4	9		.256	57	219	56	11					
Hulett	R	Chi	.256	11	39	10	2	4		.319	23	72	23	3					
Incaviglia	R	Tex	.200	11	40	8	3	9		.200	11	40	8	3					
Jorg, G.	R	Tor	.188	9	16	3	0	1		.233	69	176	41	0					
Jackson, Reg.	L	Cal	.360	9	25	9	0	1		.259	197	704	182	38					
Jacoby	R	Cle	.333	13	45	15	1	5		.286	39	140	40	5					
Javier	S	Oak	.000	2	5	0	0	0		.000	2	5	0	0					
Johnson	R	Tor	.182	8	22	4	2	5		.253	96	285	72	20					
Jones, L.	R	KC	.000	5	3	0	0	0		.238	47	105	25	0					
Jones, Ro.	R	Sea	.000	1	1	0	0	0		.000	1	1	0	0					
Jones, Ru.	L	Cal	.250	9	24	6	1	3		.235	73	234	55	5					
Joyner	L	Cal	.340	12	47	16	1	5		.340	12	47	16	1					
Kearney	R	Sea	.000	3	10	0	0	0		.149	26	74	11	1					
Kingery	L	KC	.333	5	18	6	0	0		.333	5	18	6	0					
Kingman	R	Oak	.327	12	49	16	2	7		.287	36	136	39	6					
Kittle	R	NY	.188	15	48	9	1	2		.186	43	140	26	5					
Lansford	R	Oak	.250	12	48	12	2	11		.252	86	318	80	12					
Laudner	R	Min	.111	6	18	2	0	0		.179	26	67	12	2					
Law, R.	R	KC	.158	6	19	3	0	1		.214	41	131	28	0					
Leach	L	Tor	.308	9	13	4	0	4		.273	34	66	18	4					
Lee, M.	S	Tor	.000	2	0	0	0	0		.000	2	0	0	0					
Lemon	R	Det	.186	12	43	8	0	4		.258	117	442	114	14					
Little	S	NY	.250	3	8	2	0	0		.222	7	18	4	0					
Lombardi	R	NY	.364	4	11	4	1	3		.364	4	11	4	1					
Lombardozzi	R	Min	.240	11	25	6	1	1		.222	12	27	6	1					
Lowry	L	Det	.333	2	3	1	0	0		.333	2	3	1	0					
Lyons	L	Chi	.263	8	19	5	0	2		.232	20	69	16	0					
Manning	L	Mil	.227	8	22	5	1	4		.253	127	459	116	8					
Martinez	R	Tor	.000	8	15	0	0	0		.255	78	212	54	5					
Mattingly	L	NY	.345	13	55	19	4	14		.302	50	192	58	8					
McDowell	L	Tex	.152	12	46	7	1	1		.162	19	68	11	1					
McGwire	R	Oak	.111	3	9	1	1	1		.111	3	9	1	1					
McRae	R	KC	.345	10	29	10	1	5		.294	137	479	141	12					
Meacham	S	NY	.333	1	3	1	0	0		.289	31	97	28	0					
Miller	R	Cal	.750	2	4	3	0	1		.400	10	20	8	0					
Molitor	R	Mil	.138	7	29	4	0	5		.275	85	356	98	7					
Moore	R	Mil	.389	5	18	7	1	1		.228	115	360	82	2					
Moseby	L	Tor	.286	12	49	14	0	4		.279	75	265	74	5					
Moses	S	Sea	.188	5	16	3	1	2		.188	17	32	6	1					
Motley	R	KC	.167	9	30	5	2	3		.183	35	120	22	3					
Mulliniks	L	Tor	.200	9	25	5	1	2		.221	62	172	38	3					
Murphy	L	Oak	.261	7	23	6	0	3		.277	81	285	79	12					
Narron	L	Cal	.000	2	0	0	0	0		.180	26	50	9	0					
Nichols	R	Chi	.091	6	11	1	0	0		.288	33	73	21	2					

1986 VS. ORIOLES										LIFETIME VS. ORIOLES									
PLAYER	B	CLUB	AVG.	G	AB	H	HR	RBI		AVG.	G	AB	H	HR	RBI				
Nixon	S	Cle	.333	10	9	3	0	2		.222	29	45	10	0	3				
Nokes	L	Det	.500	1	4	2	1	2		.500	1	4	2	1	2				
O'Brien	L	Tex	.300	12	40	12	2	7		.209	46	163	34	5	21				
Oglvie	L	Mil	.185	7	27	5	0	3		.246	134	419	103	13	48				
Orta	L	KC	.235	8	17	4	0	0		.248	106	318	79	3	48				
Owen	S	Sea	.239	14	46	11	0	4		.221	40	131	29	0	8				
Paciorek	R	Tex	.357	6	14	5	0	0		.302	56	199	60	4	26				
Pagliariulo	L	NY	.174	13	46	8	2	7		.250	30	100	25	4	17				
Parrish, Lan.	R	Det	.286	7	28	8	2	6		.254	106	394	100	20	58				
Parrish, Lar.	R	Tex	.311	12	45	14	0	8		.277	47	177	49	7	18				
Pasqua	L	NY	.208	9	24	5	1	3		.241	11	29	7	1	3				
Perconte	L	Chi	.000	2	1	0	0	0		.362	29	105	38	1	7				

OPPOSING PITCHERS RECORDS

PITCHER*	T	'86 CLUB	VS. ORIOLES		'86 OVERALL		AMER. LGE W-L-S	MAJORS W-L-S
			'86 W-L-S	CAREER W-L-S	'86 W-L-S	ERA		
Agosto	L	Chi-Min	0-1-0	1-1-0	1-4-1	8.64	9-10-16	
Alexander	R	Tor	0-1	9-5	5-4	4.46	123-105-3	160-136
Allen	R	Chi	1-1	2-1	7-2	3.82	8-2-1	53-35
Andujar	R	Oak	1-0	1-0	12-7-1	3.82	12-7-1	122-109
Aquino	R	Tor	0-1	0-1	1-1	6.35	1-1-1	
Armstrong, M.	R	NY	0-0	0-2-1	0-1	9.35	18-15-10	18-17
Armstrong, M.	R	Oak-Min	0-0-1	0-1-1	6-10-10	4.08	19-28-19	
Bailes	L	Cle	1-1-1	1-1-1	10-10-7	4.95	10-10-7	
Bankhead	R	KC	0-0	0-0	8-9	4.61	8-9	
Bannister, F.	L	Chi	0-2	5-7	10-14	3.54	90-99	101-117
Beattie	R	Sea	—	3-11	0-6	6.02	52-87-1	
Best	R	Sea	0-0	1-0	2-3-1	4.04	5-6-5	
Birkbeck	R	Mil	1-0	1-0	1-1	4.50	1-1	
Birtas	L	Oak	—	2-0	0-0	22.50	10-6	
Black	L	KC	1-1-1	3-3-1	5-10-9	3.20	46-50-9	
Blayven	R	Min	2-0	16-11	17-14	4.01	195-169	229-197
Boyd	R	Bos	1-0	5-4	16-10	3.78	47-44	
Brown, Mi.	R	Bos-Sea	0-1	0-2	4-6	5.79	12-20	
Burns	L	NY	—	5-4-1	—	—	70-60-3	
Butcher	R	Min-Cle	0-0	6-1	1-8	6.56	36-49-6	
Bystrom	R	NY	—	0-0	—	—	5-4-	29-28
Camacho	R	Cle	0-0-4	0-1-7	2-4-20	4.08	7-15-43	7-16
Campbell	R	Det	0-1	3-2-6	3-6-3	3.88	60-40-105	83-68
Candiotti	R	Cle	2-0	3-1	16-12	3.57	22-18	
Cary	L	Det	—	0-1	1-2	3.41	1-4-2	
Caudill	R	Tor	0-0-0	3-1-5	2-4-2	6.19	29-34-104	35-52
Cerutti	L	Tor	1-0	1-0	9-4-1	4.15	9-6	
Chadwick	R	Cal	0-1	0-1	0-5	7.24	0-5	
Clancy	R	Tor	2-1	9-11	14-14	3.94	102-116	
Clear, M.	R	Mil	0-0-1	3-2-3	5-5-16	2.20	62-44-77	
Clemens, R.	R	Bos	3-0	3-1	24-4	2.48	40-13	
Clements, P.	L	Pit	—	1-0	0-4-2	2.80	5-0	5-8
Cocanower	R	Mil	—	4-0	0-1	4.43	16-25	
Codiroli	R	Oak	0-2	1-3	5-8	4.03	38-40	
Corbett	R	Cal	0-0-1	1-3-2	4-2-10	3.66	24-28-55	
Correa	R	Tex	0-0	0-0	12-14	4.23	13-14	
Cowley	R	Chi	0-2	5-2	11-11	3.88	32-19	33-21
Crawford	R	Bos	0-1	0-3-1	0-2-4	3.92	14-12-17	
Darwin	R	Mil	0-1	5-3	6-8	3.52	67-76-18	
Davis, J.	R	Chi	0-0	0-0	4-5	4.70	7-8	
Davis, R.	R	Min	0-0-0	5-6-7	2-6-2	9.08	46-50-130	
Dawley	R	Chi	0-0	0-0	0-7-2	3.32	0-7-2	22-20
DeLeon	R	Chi	0-0	0-0	4-5	2.96	4-5-0	20-40
Dotson	R	Chi	1-1	7-7	10-17	5.48	83-76	
Drabek	R	NY	1-0	1-0	7-8	4.10	7-8	
Easterly	L	Cle	0-0	1-0-1	0-2-0	7.64	14-12-12	22-32
Eichhorn	R	Tor	1-0	1-0	14-6-10	1.72	14-12-10	
Farr	R	KC	0-0-2	0-1-2	8-4-8	3.13	13-16-10	
Filer	R	Tor	—	2-0	—	—	7-0	8-2
Finley	L	Cal	0-0	0-0	3-1	3.30	3-1	
Fisher	R	NY	1-1	1-1-3	9-5-6	4.93	13-9-20	
Forsch, K.	R	Cal	—	1-3	0-1-1	9.53	36-32-1	114-113
Gibson	R	Mil	0-0	1-5	1-2	4.73	12-18-13	
Gubicza	R	KC	1-1	3-2	12-6	3.64	36-30	
Gudry	L	NY	0-1	10-8	9-12	3.98	163-80-4	
Guzman	R	Tex	0-3	0-3	9-15	4.54	12-17	
Haas	R	Oak	1-0	6-8	7-2	2.74	98-81-2	
Harris	R	Tex	2-0	2-0	10-8-20	2.83	15-12-31	22-25
Heaton	L	Cle-Min	0-2	2-3	7-15-1	4.08	39-56-8	
Henke	R	Tor	1-1-1	3-1-2	9-5-27	3.35	15-9-43	
Henry	R	Tex	0-0	0-0	1-0	4.66	3-3-3	
Hernandez	L	Det	1-0-3	2-1-6	8-7-24	3.55	25-20-87	59-52-11
Higuera	L	Mil	1-1	1-2	20-11	2.79	35-19	
Hough	R	Tex	0-1	2-6	17-10	3.79	84-69-1	131-115
Howell, J.	R	Oak	0-0-2	4-2-5	3-6-16	3.38	24-26-52	26-26
Hulsman	R	KC-Sea	0-1-1	0-2-1	3-4-5	3.79	9-8-8	
Hurst	L	Bos	0-0	3-3	13-8	2.99	55-54	
Jackson, D.	L	KC	2-0	4-2	11-12-1	3.20	28-31-1	
James	R	Chi	0-1-1	0-1-2	5-4-14	5.25	13-13-46	20-20
John	L	NY	0-1	15-17-2	5-3	2.93	177-168-4	264-210
Johnson, Joe	R	Tor	0-1	0-1	7-2	3.89	7-2	11-6
Kelly	R	Det	1-0	1-0	1-2	4.50	1-2	
Kern	R	Cle	0-1	3-7-7	1-1-0	7.90	50-51-86	53-57
Key	L	Tor	0-3	2-6	14-11	3.57	32-22-10	
King	R	Det	3-0-1	3-0-1	11-4-3	3.51	11-4-3	
Krueger	L	Oak	0-0	3-2	1-2-1	6.03	27-28-1	
Ladd	R	Sea	0-0-0	0-2-1	8-6-6	3.82	16-22-39	17-23
Lamp	R	Tor	0-0	0-3-4	2-6-2	5.05	46-35-33	74-76
Langford	R	Oak	0-1	6-10	1-10	7.36	73-105	73-106
Langston	L	Sea	1-2	1-3	12-14	4.85	36-38	
Leary	R	Mil	0-1	0-2	12-12	4.21	13-16	17-20
Leibrandt	L	KC	0-2	3-2	14-11	4.09	42-27-0	58-44

OPPOSING PITCHERS RECORDS

PITCHER*	T	'86 CLUB	VS. ORIOLES		'86 OVERALL		AMER. LGE W-L-S	MAJORS W-L-S
			'86 W-L-S	CAREER W-L-S	W-L-S	ERA		
Leiper	L	Oak	1-0	1-0	2- 2- 1	4.83	3- 2- 1	
Leonard	R	KC	1-1	8- 9	8-13	4.44	144-106- 1	
Lollar	L	Bos	0-0	0- 0	2- 0	6.91	11- 10- 3	47- 52- 4
Lucas	L	Cal	0-0	0- 0	4- 1- 2	3.15	4- 1- 2	28- 39- 60
Lugo	R	Cal	—	0- 0	1- 1	3.80	4- 5	
Mahler, M.	L	Tex-Tor	0-1	0- 2	0- 2- 3	4.08	3- 4- 3	14- 32- 4
Mason	L	Tex	1-0	1- 4	7- 3	4.33	25- 35	
McCaskill	R	Cal	4-0	4- 1	17-10	3.36	29- 22	
McKeon	L	Chi	0-0	0- 0	3- 1- 1	2.45	3- 1- 1	
Mohorcic	R	Tex	0-0-2	0- 0- 2	2- 4- 7	2.51	2- 4- 7	
Mooneyham	R	Oak	1-0	1- 0	4- 5- 2	4.52	4- 5- 2	
Moore, D.	R	Cal	0-1-2	1- 3- 4	4- 5-21	2.97	12- 13- 52	36- 36- 80
Moore, M.	R	Sea	3-1	6- 7	11-13- 1	4.30	48- 62- 1	
Morgan, M.	R	Sea	1-1	1- 8	11-17- 1	4.53	21- 45- 1	
Morris	R	Det	2-0	8- 8	21- 8	3.27	144- 94	
Nelson, G.	R	Chi	1-1	3- 6	6- 6- 6	3.85	28- 34- 10	
Niekro, J.	R	NY	—	2- 2	9-10	4.87	32- 33- 2	213-190- 14
Niekro, P.	R	NY-Cle	1-1	1- 1	11-11	4.32	43- 31	311-261
Nieves	L	Mil	1-1	1- 1	11-12	4.92	11- 12	
Nipper	R	Bos	2-0	4- 3	10-12	5.38	31- 31	
Noles	R	Cle	0-0	0- 0	3- 2	5.10	9- 13- 1	32- 48- 7
Nunez	R	Sea	0-0	1- 1- 2	1- 2	5.82	11- 13- 25	
O'Neal	R	Det	1-0-1	2- 0- 1	3- 7- 2	4.33	10- 13- 3	
Oelkers	L	Cle	1-0-1	1- 0- 1	3- 3- 1	4.70	3- 8- 1	
Ontiveros	R	Oak	0-1	0- 1	2- 2-10	4.71	3- 5- 18	
Pastore	R	Min	0-1	0- 1	3- 1- 2	4.01	3- 1- 2	48- 58- 6
Petry	R	Det	0-0	11- 7	5-10	4.66	98- 74	
Plesac	L	Mil	2-1-1	2- 1- 1	10- 7-14	2.97	10- 7- 14	
Plunk	R	Oak	1-0	1- 0	4- 7	5.31	4- 7	
Porter	R	Mil	—	0- 1	—	—	13- 13	
Portugal	R	Min	0-0	0- 0	6-10- 1	4.31	7- 13- 1	
Quisenberry	R	KC	0-1-0	2- 3-15	3- 7-12	2.77	47- 42-229	
Rasmussen	L	NY	2-0	2- 2	18- 6	3.88	30- 17	30- 17
Righetti	L	NY	1-0-6	5- 4-12	8- 8-46	2.45	58- 44-107	
Rijo	R	Oak	0-1	2- 1	9-11- 1	4.65	17- 23- 3	
Roman	R	Cle	1-1	1- 3	1- 2	6.55	1- 8	
Romanick	R	Cal	0-1	3- 2	5- 8	5.50	31- 29	
Russell	R	Tex	2-0	2- 1	5- 2- 2	3.40	8- 8- 2	18- 31- 2
Saberhagen	R	KC	1-0	2- 2	7-12	4.15	37- 29	
Sambito	L	Bos	0-0-1	0- 0- 1	2- 0-12	4.84	2- 0- 12	35- 32- 84
Scherrer	L	Det	—	0- 1	0- 1	7.29	4- 3- 0	7- 8- 11
Schiraldi	R	Bos	1-0-1	1- 0- 1	4- 2- 9	1.41	4- 2- 9	6- 5- 9
Schmidt	R	Chi	0-1-1	0- 5- 3	3- 6- 8	3.31	23- 28- 34	
Schrom	R	Cle	2-0	5- 4	14- 7	4.54	45- 38- 1	
Schulze	R	Cle-Min	—	1- 0	4- 4	5.00	11- 20	11- 21
Scurry	L	NY	0-0	0- 0- 1	1- 2- 2	3.66	2- 2- 3	19- 30- 37
Searage	L	Mil-Chi	0-0	0- 0- 2	1- 1- 1	3.35	4- 6- 8	5- 6- 9
Seaver	R	Chi-Bos	0-0	3- 1	7-13	4.03	38- 35	311-205
Sellers	R	Bos	1-1	1- 1	3- 7	4.94	5- 7	
Shirley	L	NY	0-0	1- 1	0- 4- 3	5.04	13- 20- 5	66- 94- 18
Slaton	R	Cal-Det	0-1	11-13- 1	4- 6- 2	5.08	151-158- 14	
Smithson	R	Min	1-1	5- 6	13-14	4.77	56- 59	
Stanley	R	Bos	0-1-3	8- 7-12	6- 6-16	4.37	100-76-123	
Stewart, D.	R	Oak	2-0	2- 1	9- 5	3.74	21- 27- 4	39- 40- 19
Stieb	R	Tor	0-0	3- 7	7-12- 1	4.74	102- 92	
Stoddard, T.	R	NY	1-0	1- 0	4- 1- 0	3.83	23- 15- 57	34- 27- 65
Sutton	R	Cal	1-0	4- 6	15-11	3.74	56- 47	310-239- 5
Swift	R	Sea	0-0	0- 1	2- 9	5.46	8- 19	
Tanana	L	Det	2-0	16-11	12- 9	4.16	159-153	
Terrell	R	Det	2-0	2- 0	15-12	4.56	30- 22	49- 45
Tewksbury	R	NY	2-1	2- 1	9- 5	3.31	9- 5	
Thurmond	L	Det	0-0	0- 0	4- 1- 3	1.92	4- 1- 3	32- 23- 5
Trujillo	R	Bos-Sea	1-0	1- 0	3- 2- 1	3.26	7- 6- 2	
Viola	L	Min	1-3	4- 5	16-13	4.51	63- 64	
Von Ohlen	R	Oak	0-0	1- 0	0- 3- 1	3.52	3- 5- 1	7- 7- 4
Vuckovich, P.	R	Mil	1-0	5- 4	2- 4	3.06	54- 38- 8	93- 69- 10
Waddell	R	Cle	—	0- 1	—	—	15- 10- 15	
Wegman	R	Mil	1-1	3- 1	5-12	5.13	7- 12	
Whitson	R	NY	0-1	2- 1	5- 2	7.54	19- 12- 2	69- 73- 8
Wilcox	R	Sea	0-1	4-13	0- 8	5.50	114-109- 4	119-113- 5
Williams, Mi.	L	Tex	1-0	1- 0	8- 6- 8	3.58	8- 6- 8	
Willis	R	Cle	1-0	1- 0	4- 4- 4	4.91	13- 19- 5	
Witt	R	Cal	1-2	4- 8	18-10	2.84	71- 59- 5	
Witt, B.	R	Tex	0-0	0- 0	11- 9	5.48	11- 9	
Woodward	R	Bos	1-0	1- 0	2- 3	5.30	3- 3	
Wright, R.	L	Tex	1-0	1- 1	1- 0	5.03	1- 2	3- 3
Young, C.	L	Oak	0-0	1- 1	13- 9	3.45	22- 18	
Young, M.	L	Sea	0-0	2- 3	8- 6-13	3.82	37- 48- 14	

OPPONENTS 1986 BATTING VS. ORIOLES

OPPONENT	AVG.	G	W-L	AB	R	H	HR	RBI
Boston	.307	13	9-4	469	82	144	18	63
California	.270	12	6-6	393	50	106	8	41
Chicago	.253	12	3-9	400	43	101	9	39
Cleveland	.281	13	9-4	445	59	125	12	49
Detroit	.299	13	12-1	452	86	135	21	66
Kansas City	.257	12	6-6	413	55	106	15	49
Milwaukee	.231	13	7-6	424	48	98	8	36
Minnesota	.233	12	4-8	386	51	90	20	42
New York	.260	13	8-5	443	62	115	17	47
Oakland	.281	12	7-5	417	61	117	11	58
Seattle	.254	12	6-6	402	50	102	12	44
Texas	.269	12	7-5	427	64	115	13	52
Toronto	.217	13	5-8	447	49	97	13	37

ORIOLES 1986 BATTING VS. OPPONENTS

Season	W-L	G	AVG.	AB	R	H	HR	RBI
Baltimore	73-89	162	.258	5524	708	1425	169	412
Road	37-42	79	.254	2625	348	667	91	44
Home	36-47	83	.261	2899	360	758	78	43
vs. Boston	4-9	13	.277	470	67	130	9	51
California	6-6	12	.229	384	46	88	14	36
Chicago	9-3	12	.290	410	64	119	15	52
Cleveland	4-9	13	.224	424	45	95	10	34
Detroit	1-12	13	.200	424	35	85	11	28
Kansas City	6-6	12	.234	402	42	94	11	38
Milwaukee	6-7	13	.242	434	44	105	10	33
Minnesota	8-4	12	.284	401	64	114	18	52
New York	5-8	13	.274	460	60	126	18	42
Oakland	5-7	12	.255	404	62	103	14	51
Seattle	6-6	12	.294	428	51	126	12	42
Texas	5-7	12	.276	421	67	116	14	53
Toronto	8-5	13	.268	462	61	124	13	48

OPPONENTS 1986 PITCHING VS. ORIOLES

	ERA	W	L	CG	SHO	IP	H	R	ER	HR	BB	SO
vs. Bos.	4.46	9	4	1	0	119	130	67	59	9	47	78
Cal.	3.72	6	6	3	1	104	88	46	43	14	36	71
Chi.	5.40	3	9	1	1	103.1	119	64	62	15	45	62
Cle.	2.65	9	4	1	2	115.2	95	45	34	10	52	59
Det.	2.52	12	1	2	1	118	85	35	33	11	46	89
K.C.	3.06	6	6	2	2	109	96	42	37	11	40	69
Mil.	2.97	7	6	5	2	115	105	44	38	10	33	68
Min.	4.98	4	8	5	0	103	114	64	57	18	45	61
N.Y.	4.23	8	5	0	0	117	126	60	55	18	45	58
Oak.	4.84	7	5	2	2	106	103	62	57	14	51	66
Sea.	4.25	6	6	3	0	106	126	51	50	12	31	52
Tex.	4.75	7	5	0	0	110	116	67	58	14	61	64
Tor.	4.45	5	8	3	2	119.1	124	61	59	13	31	78
Totals	4.00	89	73	28	13	1445.1	1425	708	642	169	563	662

ORIOLES 1986 PITCHING VS. OPPONENTS

	ERA	W	L	CG	SHO	IP	H	R	ER	HR	BB	SO
Total	4.31	73	89	17	6	1436.2	1451	760	688	177	535	954
Baltimore	4.12	37	42	6	2	721	739	362	330	98	279	430
Away	4.50	36	47	11	4	715.2	712	398	358	79	256	481
vs. Bos.	5.77	4	9	1	1	117	144	82	75	18	49	57
Cal.	4.15	6	6	0	1	104	106	50	48	8	40	59
Chi.	3.43	9	3	1	0	105	101	43	40	9	28	71
Cle.	4.02	4	9	3	0	112	125	59	50	12	39	78
Det.	6.29	1	12	0	0	113	135	86	79	21	57	56
K.C.	4.38	6	6	1	0	109	106	55	53	15	45	79
Mil.	2.98	6	7	4	1	114.2	98	48	38	8	40	81
Min.	3.86	8	4	1	2	105	90	51	45	20	36	71
N.Y.	4.58	5	8	0	0	116	115	62	59	17	54	81
Oak.	4.40	5	7	1	0	104.1	117	61	51	11	33	75
Sea.	4.16	6	6	3	1	106	102	50	49	12	36	94
Tex.	4.88	5	7	1	0	110.2	115	64	60	13	43	79
Tor.	3.08	8	5	1	0	120	97	49	41	13	35	73
1st Half	4.04	46	41	9	3	769.1	743	380	345	89	281	514
2nd Half	4.63	27	48	8	3	667.1	708	380	343	88	254	440

BIRDS AND THE BROWNS

The Baltimore Orioles were charter members of the American League when it began operation in 1901. However, after two seasons, the club was moved to New York where it ultimately became known as the New York Yankees.

The franchise from which the current Orioles descend came into the A.L. in 1901 representing Milwaukee, but in '02 was transferred to St. Louis and named the Browns. In 52 seasons ('02 thru '53) the Browns were, perhaps, the most unsuccessful team in major league history. They were 3,416-4,465 (.433) and finished in the 2nd division 40 times. They won their only pennant in '44 then lost the world series in 6 games to their home town rivals, the Cardinals.

In June, 1951, Bill and Charles DeWitt sold their controlling interest to Bill Veack who operated the club for the next 2 1/2 seasons. On September 29, 1953, he sold his shares to a group of Baltimore businessmen who brought major league baseball back to this city after a 51-year lapse.

ORIOLES INDIVIDUAL BATTING

1986					RICK BURLESON		LIFETIME				
Avg.	AB	H	HR	RBI	Total		Avg.	AB	H	HR	RBI
284	271	77	5	29	Bal.		275	4933	1358	48	435
154	13	2	0	0	Road		244	246	60	2	17
291	258	75	5	29			277	4687	1298	46	418
167	18	3	0	2	vs. Bal.		271	447	121	5	34
250	8	2	0	1	Bos.		271	48	13	0	6
—	—	—	—	—	Cal.		261	299	78	2	24
190	21	4	1	3	Chi.		262	390	102	4	34
176	17	3	0	0	Cle.		247	445	110	5	31
375	16	6	0	0	Det.		292	459	134	3	42
250	28	7	0	1	K.C.		298	346	103	5	35
261	23	6	1	3	Mil.		294	418	123	6	39
306	36	11	1	4	Min.		287	338	97	2	33
300	12	3	0	2	N.Y.		247	441	109	3	31
174	23	4	0	2	Oak.		298	413	123	2	42
429	14	6	0	4	Sea.		285	281	80	2	21
457	35	16	2	5	Tex.		249	309	77	4	38
					Tor.		294	299	88	5	25
302	129	39	3	13	vs. East		273	2557	698	27	208
268	142	38	2	16	West		278	2376	660	21	227
299	154	46	3	17	1st Half		281	2585	727	31	337
265	117	31	2	12	2nd Half		269	2348	631	17	198
248	153	38	4	16	vs. Left		278	1392	388	19	123
331	118	39	1	13	Right		274	3541	970	29	312
273	11	3	0	2	Pinch-Hitter		211	19	4	0	2
275	131	36	3	12	Des. Hitter		275	131	36	3	12

1986					JIM DWYER*		LIFETIME				
Avg.	AB	H	HR	RBI	Total		Avg.	AB	H	HR	RBI
244	160	39	8	31	Bal.		265	1405	373	45	203
216	74	16	5	17	Road		256	508	130	17	85
267	86	23	3	14			271	897	243	28	118
—	—	—	—	—	vs. Bal.		300	10	3	1	2
105	19	2	0	2	Bos.		208	101	21	1	16
263	19	5	0	2	Cal.		289	159	46	2	18
318	22	7	2	5	Chi.		259	81	21	5	11
000	10	0	0	1	Cle.		186	118	22	3	11
333	15	5	1	2	Det.		307	163	50	7	21
444	9	4	1	1	K.C.		257	74	19	2	10
000	5	0	0	0	Mil.		315	108	34	3	23
250	8	2	0	0	Min.		296	71	21	4	14
000	2	0	0	0	N.Y.		237	93	22	3	8
222	9	2	1	4	Oak.		212	104	22	2	15
286	7	2	0	0	Sea.		216	86	19	1	11
400	15	6	2	9	Tex.		303	89	27	3	17
200	20	4	1	5	Tor.		311	148	46	8	26
155	71	11	2	10	vs. East		267	741	198	26	107
315	89	28	6	21	West		264	664	175	19	96
303	89	27	5	14	1st Half		249	682	170	21	77
169	71	12	3	17	2nd Half		281	723	203	24	126
286	7	2	0	0	vs. Left		236	110	26	1	8
242	153	37	8	31	Right		268	1295	347	44	195
214	42	9	3	11	Pinch-Hitter		255	294	75	7	52
343	70	24	6	19	Des. Hitter		374	139	52	7	28

*American League only

1986					JACKIE GUTIERREZ		LIFETIME				
Avg.	AB	H	HR	RBI	Total		Avg.	AB	H	HR	RBI
186	145	27	0	4			237	879	208	4	54
200	70	14	0	3		Bal.	224	107	24	0	5
173	75	13	0	1		Road	238	772	184	4	49
						vs. Bal.	213	61	13	0	3
000	15	0	0	1		Bos.	000	15	0	0	1
143	14	2	0	0		Cal.	276	58	16	1	5
000	0	0	0	0		Chi.	188	64	12	0	2
235	17	4	0	1		Cle.	337	86	29	1	7
154	13	2	0	1		Det.	244	41	10	0	2
000	0	0	0	0		K.C.	333	69	23	0	11
188	16	3	0	0		Mil.	224	76	17	0	4
						Min.	177	62	11	0	4
364	11	4	0	0		N.Y.	292	96	28	0	4
111	18	2	0	0		Oak.	193	57	11	1	4
429	14	6	0	0		Sea.	211	71	15	0	5
083	12	1	0	0		Tex.	182	55	10	1	3
200	15	3	0	1		Tor.	191	68	13	0	2
						vs. East	248	443	110	1	23
184	87	16	0	4		West	225	436	98	3	31
190	58	11	0	0							
083	12	1	0	0		1st Half	237	342	81	2	23
195	133	26	0	4		2nd Half	236	537	127	2	31
						vs. Left	240	258	62	1	17
270	37	10	0	1		Right	235	621	146	3	37
157	108	17	0	3							
						Pinch-Hitter	000	1	0	0	0
						Des. Hitter	—	—	—	—	—

ORIOLES INDIVIDUAL BATTING (Cont.)

1986						LEE LACY						LIFETIME					
Avg.	AB	H	HR	RBI								Avg.	AB	H	HR	RBI	
287	491	141	11	47								290	983	285	20	8	
304	230	70	5	19		Total	Bal.	Road				306	480	147	8	4	
272	261	71	6	28								274	503	138	12	5	
308	26	8	1	3		vs. Bos.	309	68	21	1		309	68	21	1		
240	25	6	0	1		Cal.	253	79	20	1		253	79	20	1		
333	42	14	1	7		Chi.	354	82	29	1		354	82	29	1		
356	45	16	0	3		Cle.	324	71	23	2		324	71	23	2		
219	32	7	0	0		Det.	276	76	21	3		276	76	21	3		
190	42	8	0	1		K.C.	247	77	19	0		247	77	19	0		
273	22	6	0	0		Mil.	269	67	18	0		269	67	18	0		
289	45	13	2	6		Min.	274	67	20	2		274	67	20	2		
225	40	9	3	6		N.Y.	272	81	22	3		272	81	22	3		
214	42	9	1	5		Oak.	224	85	19	3		224	85	19	3		
316	38	12	0	6		Sea.	284	88	25	0		284	88	25	0		
340	47	16	3	5		Tex.	347	75	26	4		347	75	26	4		
378	45	17	0	4		Tor.	328	67	22	0		328	67	22	0		
300	210	63	4	16		vs. East	295	430	127	9		295	430	127	9		
278	281	78	7	31		West	286	553	158	11		286	553	158	11		
268	302	81	6	32		1st Half	294	545	160	10		294	545	160	10		
317	189	60	5	15		2nd Half	285	438	125	10		285	438	125	10		
280	157	44	5	14		vs. Left	297	323	96	10		297	323	96	10		
290	334	97	6	33		Right	286	660	189	10		286	660	189	10		
273	11	3	0	1		Pinch-Hitter	333	15	5	0		333	15	5	0		
400	5	2	0	0		Des. Hitter	273	22	6	0		273	22	6	0		

1986						FRED LYNN						LIFETIME					
Avg.	AB	H	HR	RBI								Avg.	AB	H	HR	RBI	
287	397	114	23	67		Total	292	5589	1632	241		292	5589	1632	241		
284	197	56	13	38		Bal.	274	631	173	31		274	631	173	31		
290	200	58	10	29		Road	294	4958	1459	210		294	4958	1459	210		
—	—	—	—	—		vs. Bal.	291	423	123	11		291	423	123	11		
154	13	2	0	0		Bos.	248	157	39	4		248	157	39	4		
357	42	15	3	7		Cal.	284	289	82	11		284	289	82	11		
351	37	13	1	6		Chi.	305	374	114	17		305	374	114	17		
167	36	6	2	5		Cle.	299	492	147	26		299	492	147	26		
333	6	2	0	0		Det.	314	481	151	22		314	481	151	22		
200	40	8	4	7		K.C.	259	441	114	17		259	441	114	17		
263	19	5	1	3		Mil.	289	477	138	25		289	477	138	25		
304	46	14	5	14		Min.	328	461	151	31		328	461	151	31		
313	16	5	2	5		N.Y.	285	418	119	16		285	418	119	16		
222	18	4	0	1		Oak.	278	418	116	14		278	418	116	14		
303	33	10	3	7		Sea.	296	361	107	20		296	361	107	20		
244	45	11	0	6		Tex.	301	412	124	13		301	412	124	13		
413	46	19	2	6		Tor.	278	385	107	14		278	385	107	14		
287	136	39	7	19		vs. East	291	2833	824	118		291	2833	824	118		
287	261	75	16	48		West	293	2756	808	123		293	2756	808	123		
316	231	73	14	45		1st Half	306	3013	921	141		306	3013	921	141		
247	166	41	9	22		2nd Half	276	2576	711	100		276	2576	711	100		
271	96	26	7	21		vs. Left	253	1609	407	52		253	1609	407	52		
292	301	88	16	46		Right	308	3980	1225	189		308	3980	1225	189		
429	7	3	1	2		Pinch-Hitter	295	44	13	1		295	44	13	1		
000	0	0	0	0		Des. Hitter	111	27	3	1		111	27	3	1		

1986						EDDIE MURRAY						LIFETIME					
Avg.	AB	H	HR	RBI								Avg.	AB	H	HR	RBI	
305	495	151	17	84		Total	299	5624	1679	275		299	5624	1679	275		
310	242	75	9	47		Bal.	302	2753	832	132		302	2753	832	132		
300	253	76	8	37		Road	295	2871	847	143		295	2871	847	143		
417	48	20	2	8		vs. Bos.	297	474	141	26		297	474	141	26		
378	37	14	1	9		Cal.	332	431	143	25		332	431	143	25		
333	15	5	1	4		Chi.	290	373	108	22		290	373	108	22		
298	47	14	1	3		Cle.	338	453	153	19		338	453	153	19		
245	49	12	0	2		Det.	241	510	123	27		241	510	123	27		
136	22	3	0	1		K.C.	284	398	113	14		284	398	113	14		
286	42	12	3	10		Mil.	327	465	152	27		327	465	152	27		
310	29	9	1	2		Min.	310	410	127	20		310	410	127	20		
220	50	11	2	8		N.Y.	268	482	129	20		268	482	129	20		
381	42	16	3	15		Oak.	306	408	125	25		306	408	125	25		
347	49	17	0	8		Sea.	304	405	123	14		304	405	123	14		
357	28	10	2	9		Tex.	286	388	111	13		286	388	111	13		
216	37	8	1	5		Tor.	307	427	131	23		307	427	131	23		
282	273	77	9	36		vs. East	295	2811	829	142		295	2811	829	142		
333	222	74	8	48		West	302	2813	850	133		302	2813	850	133		
294	289	85	11	52		1st Half	287	2945	844	128		287	2945	844	128		
320	206	66	6	32		2nd Half	312	2679	835	147		312	2679	835	147		
301	136	41	6	23		vs. Left	300	1743	523	82		300	1743	523	82		
306	359	110	11	61		Right	298	3881	1156	193		298	3881	1156	193		
000	2	0	0	0		Pinch-Hitter	091	11	1	0		091	11	1	0		
356	59	21	1	4		Des. Hitter	291	530	154	24		291	530	154	24		

1986					FLOYD RAYFORD*					LIFETIME											
Avg.	AB	H	HR	RBI		Avg.	AB	H	HR	RBI		Avg.	AB	H	HR	RBI					
176	210	37	8	19	Total	249	890	222	33	100		249	890	222	33	100					
195	82	16	5	12	Bal.	269	439	118	16	54		269	439	118	16	54					
164	128	21	3	7	Road	231	451	104	17	46		231	451	104	17	46					
					vs. Bos.	354	79	28	4	15		354	79	28	4	15					
364	11	4	2	4	Cal.	200	60	12	2	6		200	60	12	2	6					
136	22	3	0	3	Chi.	283	65	17	2	6		283	65	17	2	6					
235	17	4	1	2	Cle.	262	65	17	3	8		262	65	17	3	8					
222	9	2	0	0	Det.	224	67	15	5	11		224	67	15	5	11					
000	6	0	0	0	K.C.	213	94	20	2	7		213	94	20	2	7					
160	25	4	1	2	Mil.	284	74	21	3	9		284	74	21	3	9					
231	26	6	2	2	Min.	182	55	10	1	3		182	55	10	1	3					
050	20	1	0	2	N.Y.	250	76	19	3	8		250	76	19	3	8					
276	29	8	1	1	Oak.	261	69	18	3	7		261	69	18	3	7					
167	18	3	0	1	Sea.	217	83	18	2	8		217	83	18	2	8					
053	19	1	1	2	Tex.	273	55	15	1	6		273	55	15	1	6					
—	—	—	—	—	Tor.	250	48	12	2	6		250	48	12	2	6					
125	8	1	0	0						274	409	112	20	57		274	409	112	20	57	
236	89	21	5	7	vs. East	229	481	110	13	43		229	481	110	13	43					
132	121	16	3	12	West						237	375	89	9	40		237	375	89	9	40
151	119	18	2	6	1st Half	258	515	133	24	60		258	515	133	24	60					
209	91	19	6	13	2nd Half						285	368	105	20	46		285	368	105	20	46
194	93	18	4	8	vs. Left	224	522	117	13	54		224	522	117	13	54					
162	117	19	4	11	Right						222	45	10	3	9		222	45	10	3	9
000	3	0	0	0	Pinch-Hitter	333	3	1	0	0		333	3	1	0	0					
000	1	0	0	0	Des. Hitter																

ORIOLES INDIVIDUAL BATTING (Cont.)

1986						JOHN SHELBY						LIFETIME					
Avg.	AB	H	HR	RBI		Total	Avg.	AB	H	HR	RBI	Avg.	AB	H	HR	RBI	
228	404	92	11	49		240	240	1354	325	30	30	240	1354	325	30	30	
199	186	37	5	17		218	218	632	138	12	12	218	632	138	12	12	
252	218	55	6	32		259	259	722	187	18	18	259	722	187	18	18	
275	40	11	0	9		273	273	139	38	2	2	273	139	38	2	2	
258	31	8	3	5		340	340	100	34	5	5	340	100	34	5	5	
208	24	5	0	6		183	183	104	19	1	1	183	104	19	1	1	
259	27	7	0	0		218	218	78	17	0	0	218	78	17	0	0	
170	47	8	2	3		208	208	106	22	3	3	208	106	22	3	3	
133	30	4	0	2		162	162	117	19	2	2	162	117	19	2	2	
263	38	10	0	2		293	293	123	36	4	4	293	123	36	4	4	
190	21	4	1	3		229	229	96	22	3	3	229	96	22	3	3	
297	37	11	2	9		222	222	144	32	4	4	222	144	32	4	4	
226	31	7	1	2		308	308	107	33	2	2	308	107	33	2	2	
217	23	5	1	2		186	186	86	16	2	2	186	86	16	2	2	
130	23	3	0	2		241	241	87	21	1	1	241	87	21	1	1	
281	32	9	1	4		239	239	67	16	1	1	239	67	16	1	1	
253	221	56	5	27		245	245	657	161	14	14	245	657	161	14	14	
197	183	36	6	22		235	235	697	164	16	16	235	697	164	16	16	
212	226	48	5	26		227	227	657	149	13	13	227	657	149	13	13	
247	178	44	6	23		253	253	697	176	17	17	253	697	176	17	17	
231	134	31	5	10		241	241	605	146	16	16	241	605	146	16	16	
226	270	61	6	39		239	239	749	179	14	14	239	749	179	14	14	
316	19	6	1	3		286	286	70	20	3	3	286	70	20	3	3	
200	5	1	0	1		308	308	13	4	1	1	308	13	4	1	1	

1986						ALAN WIGGINS*						LIFETIME					
Avg.	AB	H	HR	RBI		Total	Avg.	AB	H	HR	RBI	Avg.	AB	H	HR	RBI	
251	239	60	0	11		270	270	537	145	0	0	270	537	145	0	0	
274	124	34	0	5		263	263	270	71	0	0	263	270	71	0	0	
226	115	26	0	6		277	277	267	74	0	0	277	267	74	0	0	
143	7	1	0	1		161	161	31	5	0	0	161	31	5	0	0	
200	20	4	0	0		250	250	40	10	0	0	250	40	10	0	0	
167	6	1	0	1		282	282	39	11	0	0	282	39	11	0	0	
095	21	2	0	0		262	262	42	11	0	0	262	42	11	0	0	
059	17	1	0	0		235	235	34	8	0	0	235	34	8	0	0	
324	34	11	0	1		278	278	54	15	0	0	278	54	15	0	0	
000	8	0	0	0		300	300	20	6	0	0	300	20	6	0	0	
421	19	8	0	2		325	325	40	13	0	0	325	40	13	0	0	
320	25	8	0	0		271	271	48	13	0	0	271	48	13	0	0	
450	20	9	0	3		326	326	46	15	0	0	326	46	15	0	0	
238	21	5	0	1		280	280	50	14	0	0	280	50	14	0	0	
240	25	6	0	0		250	250	56	14	0	0	250	56	14	0	0	
250	16	4	0	2		270	270	37	10	0	0	270	37	10	0	0	
170	94	16	0	3		250	250	212	53	0	0	250	212	53	0	0	
303	145	44	0	8		283	283	325	92	0	0	283	325	92	0	0	
253	221	56	0	10		244	244	262	64	0	0	244	262	64	0	0	
222	18	4	0	1		295	295	275	81	0	0	295	275	81	0	0	
299	67	20	0	3		308	308	172	53	0	0	308	172	53	0	0	
233	172	40	0	8		252	252	365	92	0	0	252	365	92	0	0	
000	1	0	0	0		200	200	10	2	0	0	200	10	2	0	0	

*American League Only

1986						MIKE YOUNG						LIFETIME					
Avg.	AB	H	HR	RBI		Total	Avg.	AB	H	HR	RBI	Avg.	AB	H	HR	RBI	
252	369	93	9	42		257	257	1258	323	54	54	257	1258	323	54	54	
269	167	45	5	16		271	271	591	160	29	29	271	591	160	29	29	
238	202	48	4	26		244	244	667	163	25	25	244	667	163	25	25	
350	40	14	1	9		292	292	137	40	6	6	292	137	40	6	6	
100	20	2	1	2		224	224	85	19	1	1	224	85	19	1	1	
111	18	2	0	1		185	185	81	15	4	4	185	81	15	4	4	
273	11	3	0	0		246	246	69	17	7	7	246	69	17	7	7	
205	39	8	2	6		252	252	111	28	6	6	252	111	28	6	6	
243	37	9	0	2		286	286	98	28	5	5	286	98	28	5	5	
220	50	11	1	3		242	242	120	29	3	3	242	120	29	3	3	
161	31	5	1	3		217	217	83	18	2	2	217	83	18	2	2	
343	35	12	0	3		266	266	128	34	2	2	266	128	34	2	2	
227	22	5	1	2		266	266	94	25	4	4	266	94	25	4	4	
353	34	12	2	6		271	271	107	29	7	7	271	107	29	7	7	
381	21	8	0	5		338	338	77	26	5	5	338	77	26	5	5	
182	11	2	0	0		221	221	68	15	2	2	221	68	15	2	2	
269	186	50	4	21		258	258	633	163	26	26	258	633	163	26	26	
235	183	43	5	21		256	256	625	160	28	28	256	625	160	28	28	
235	243	57	5	30		244	244	585	143	18	18	244	585	143	18	18	
286	126	36	4	12		267	267	673	180	36	36	267	673	180	36	36	
272	125	34	3	15		254	254	445	113	18	18	254	445	113	18	18	
242	244	59	6	27		258	258	813	210	36	36	258	813	210	36	36	
250	12	3	0	3		262	262	42	11	1	1	262	42	11	1	1	
232	138	32	3	14		229	229	271	62	11	11	229	271	62	11	11	

REX HUDLER* LIFETIME						JIM TRABER LIFETIME					
Avg.	AB	H	HR	RBI		Avg.	AB	H	HR	RBI	
153	59	9	0	1		253	233	59	13	46	
091	11	1	0	0		287	122	35	9	26	
167	48	8	0	1		216	111	24	4	20	
100	20	2	0	0		194	31	6	0	2	
500	2	1	0	0		211	19	4	1	4	
—	—	—	—	—		313	16	5	2	6	
—	—	—	—	—		375	24	9	1	5	
000	3	0	0	0		200	15	3	2	2	
000	12	0	0	0		250	8	2	2	3	
—	—	—	—	—		250	4	1	0	2	
111	9	1	0	0		500	8	4	1	4	
—	—	—	—	—		250	20	5	0	4	
—	—	—	—	—		195	21	2	1	4	
333	3	1	0	0		133	15	2	0	1	
500	4	2	0	0		364	22	8	1	4	
—	—	—	—	—		267	30	8	2	5	
333	6	2	0	1		258	124	32	5	20	
115	52	6	0	1		248	109	27	8	26	
429	7	3	0	0		—	—	—	—	—	
333	3	1	0	0		253	233	59	13	46	
143	56	8	0	1		189	37	7	2	9	
107	28	3	0	1		265	196	52	11	37	
194	31	6	0	0		300	10	3	0	4	
—	—	—	—	—		292	96	28	5	14	

*Hudler lifetime record includes following vs. O's: 100 (20-2), HR-0, RBI-0

KEN GERHART LIFETIME				
-------------------------	--	--	--	--

ORIOLES DESIGNATED HITTER STATS

	AVG.	1986					LIFETIME				
		G	AB	H	HR	RBI	AVG.	G	AB	H	HR
Burleson*	.275	38	131	36	3	12	.275	38	131	36	3
Dodd	.250	6	12	3	1	2	.250	6	12	3	1
Dwyer	.343	24	70	24	6	19	.374	57	139	52	7
Lacy	.400	3	5	2	0	0	.273	8	22	6	0
Lynn	.000	1	0	0	0	0	.111	11	27	3	1
Murray	.356	16	59	21	1	4	.291	137	530	154	24
Rayford	.000	1	0	0	0	0	.333	3	3	1	0
Sheets	.302	58	205	62	10	41	.279	151	499	139	23
Shelby	.200	2	5	1	0	1	.308	6	13	4	1
Traber	.316	21	76	24	5	12	.292	30	96	28	5
Young	.232	38	138	32	3	14	.229	81	271	62	11
Others	.326	21	46	15	3	4	—	—	—	—	—
Team	.298	162	617	184	29	97	—	—	—	—	—

*While with California

ORIOLES PINCH-HITTING STATS

	AVG.	1986				LIFETIME			
		AB	H	HR	RBI	AVG.	AB	H	HR
Burleson	.273	11	3	0	2	.211	19	4	0
Dodd	.200	5	1	0	0	.200	5	1	0
Dwyer	.214	42	9	3	11	.255	294	75	0
Gerhart	.000	1	0	0	1	.000	1	0	0
Gutierrez	—	—	—	—	—	.000	1	0	0
Kennedy	..478	23	11	1	7	.317	63	20	2
Knight	***333	6	2	0	1	.185	81	15	0
Lacy	.273	11	3	0	1	.256	242	62	8
Lynn	.429	7	3	1	2	.295	44	13	1
Murray	.000	2	0	0	0	.091	11	1	0
Rayford	.000	3	0	0	0	.222	45	10	3
Ripken	—	—	—	—	—	.000	4	0	0
Sheets	.154	13	2	0	0	.200	30	6	2
Shelby	.316	19	6	1	3	.286	70	20	3
Traber	.286	7	2	0	3	.300	10	3	0
Wiggins	.000	1	0	0	0	.200	10	2	0
Young	.250	12	3	0	3	.262	42	11	1
Others	.298	47	14	0	10	—	—	—	—
Team	.253	170	43	5	34	—	—	—	—

*While with California

**While with San Diego

***While with New York Mets

CURRENT ORIOLES HOME RUNS, EACH PARK

Player	Bal.	Bos.	Cal.	Chi.	Cle.	Det.	K.C.	Mil.	Min.	N.Y.	Oak.	Sea.	Tex.	Tor.
									HHH	Met				
Burleson	2	21	4	2	2	1	2	3	1	2	1	2	2	2
Dwyer	17	4	0	2	2	2	1	1	2	1	3	2	1	0
Lacy	8	0	0	1	2	0	0	1	0	0	3	3	0	2
Lynn	31	68	49	7	8	15	6	9	7	7	4	6	11	5
Murray	132	13	14	12	10	17	5	11	9	5	9	12	6	13
Rayford	16	2	2	1	2	4	2	2	0	0	0	1	0	1
Ripken	64	4	4	7	5	8	6	5	8	0	3	5	7	4
Sheets	15	2	2	0	4	1	1	1	1	0	2	3	1	0
Shelby	12	2	5	1	0	1	2	0	0	0	0	1	0	2
Traber	9	0	0	0	1	0	0	0	0	0	0	1	0	0
Young	28	4	1	2	4	3	1	3	0	0	1	2	0	3

*includes 2 vs. Yankees at Shea Stadium (*75).

ORIOLES PITCHING RECORDS, EACH PARK

Pitcher	Bal.	W-L-S	Bos.	W-L-S	Cal.	W-L-S	Chi.	W-L-S	Cle.	W-L-S	Det.	W-L-S	K.C.	W-L-S
Aase	14	8-22	4	2-5	20	16-19	1	5-1	2	3-2	2	3-2	2	0-1
Arnold	0	1	0	1	0	0	0	0	0	0	0	0	0	0
Bell	1	1	0	0	0	0	0	0	0	0	0	0	0	0
Boddicker	32	23	4	1	1	3	2	1	1	2	4	2	1	1
Bord	4	4	2	0	1	2	0	0	0	0	0	0	0	0
Dixon	9	14	1	1	1	0	0	1	0	0	0	0	0	0
Flanagan	78	37	1	4	5	0	5	4	4	1	0	0	2	0
Habyan	1	1	0	1	0	0	0	0	0	0	0	1	0	0
Havens	1	2	1	1	1	1	0	0	1	0	0	1	0	0
O. Jones	1	2	2	1	0	1	1	1	1	0	1	0	1	1
T. Martinez	33	17-48	1	1-2	0	0	7	1	3	4	0	2	3	1
McGregor	67	45	1	2	3	1	3	7	5	4	4	8	4	5
Schmidt	0	3	1	0	2	1	2	3	8	1	1	0	1	1

Decisions in other A.L. Parks: Min.-Metropolitan Stadium; Aase (3-0-0); Flanagan (4-0-0); Havens (2-4); Jones (1-0); T. Martinez (1-1-2); McGregor (3-1-1); N.Y.-Shea: Flanagan (0-1); T. Martinez (1-2-5).

ORIOLES INDIVIDUAL LIFETIME W-L-S RECORDS

Pitcher	Bos.	W-L-S	Cal.	W-L-S	Chi.	W-L-S	Cle.	W-L-S	Det.	W-L-S	K.C.	W-L-S	Mil.	W-L-S
Aase	3	5-7	2	1-4	2	6-7	8	4-4	6	7-4	7	0-5	2	2-5
Arnold	0	1	—	—	—	—	0	0	0	1	—	—	0	0
Bell	—	—	—	—	—	—	—	—	—	—	—	—	—	—
Boddicker	4	5	4	4	6	2	3	5	2	6	4	4	6	3
Bord	2	1-1	2	2-1	3	1	0	0-1	0	0	0	1	0	1-2
Dixon	1	4	0	1	3	0	3	1	0	1	2	2	2	2
Flanagan	9	9	4	8	10	7	8	9	12	10	9	14	9	10
Habyan	1	1	—	—	—	—	—	—	—	—	—	—	1	0
Havens	3	1	1	1	0	1-1	1	2	2	3	1	3	2	5
O. Jones	2	3-1	0	3-1	1	1-2	1	3-3	0	0-1	1	2	0	1-1
T. Martinez	3	3-4	0	3-9	6	4-11	1	2-8	5	4-10	5	4-5	5	3-9
McGregor	4	9	19	7	13	7	10	10	13	11	9	10	11	7
Schmidt	1	1-4	4	2-4	1	2-3	2	2-1	1	1-4	4	2-3	1	2-2

Pitcher	Min.	W-L-S	N.Y.	W-L-S	Oak.	W-L-S	Sea.	W-L-S	Tex.	W-L-S	Tor.	W-L-S	Totals	W-L-S
Aase	7	2-7	2	3-10	5	7-3	4	2-5	5	6-6	7	3-5	61	54-75
Arnold	—	—	—	—	—	—	—	—	—	—	—	—	0	2
Bell	—	—	1	0	—	—	—	—	—	—	—	—	1	2
Boddicker	7	5	7	4	3	5	5	2	7	0	5	4	63	49
Bord	1	1	0	1	2	1	1	0	0	1	0	3	12	14
Dixon	3	1	1	1	0	1-1	2	3	1	0	1	1	19	18
Flanagan	16	6	12	8	15	5	9	4	1	6	6	17	136	103
Habyan	—	—	0	0	0	1	—	—	—	—	—	—	2	3
Havens	1	0	1	5	1	3	2	2	1	4	4	2	21	32
O. Jones	1	1	0	2	2	1	0	2	1	0	1	0	10	23
T. Martinez	1	1-9	9	7-17	4	3-9	3	3-6	6	1-10	7	4-8	55	42-115
McGregor	11	7	7	14	11	3	7	5	1	8	2	13	136	98
Schmidt	1	1-2	1	3-3	3	0-2	2	3-1	0	2-0	2	2-2	23	28-34

ORIOLES INDIVIDUAL 1986 W-L-S RECORDS

Pitcher	Bos.	W-L-S	Cal.	W-L-S	Chi.	W-L-S	Cle.	W-L-S	Det.	W-L-S	K.C.	W-L-S	Mil.	W-L-S
Aase	1	1-2	0	0-4	1	0-2	1	1-1	1	1	1	0-3	0	0-3
Arnold	0	1	0	0	—	—	0	0	0	1	—	—	0	0
Bell	—	—	—	—	—	—	—	—	—	—	—	—	0	1
Boddicker	1	1	0	1	1	1	0	2	0	1	2	0	1	1
Bord	1	1	1	0-1	2	0	0	0-1	0	0	0	1	0	0-1
Dixon	0	3	—	—	1	0	2	1	0	1	1	2	1	2
Flanagan	0	0	1	1	2	0	0	3	0	2	0	1	1	0
Habyan	0	1	—	—	—	—	—	—	—	—	—	—	1	0
Havens	0	0	0	0	0	0	0	0	0	0	0	0	0	0
O. Jones	0	0	0	0	0	0	0	0	0	0	0	0	0	0
T. Martinez	—	—	2	1	2	1	0	1	0	3	0	2	2	1
McGregor	—	—	0	0	0	0	—	—	—	—	—	—	0	0
Schmidt	0	0-3	0	1-1	—	—	0	1-1	0	0-0	0	0-0	0	1-0

Pitcher	Min.	W-L-S	N.Y.	W-L-S	Oak.	W-L-S	Sea.	W-L-S	Tex.	W-L-S	Tor.	W-L-S	Totals
---------	------	-------	------	-------	------	-------	------	-------	------	-------	------	-------	--------

ORIOLES INDIVIDUAL PITCHING

1986										DON AASE										LIFETIME									
ERA	W-L-S	G	IP	H	ER	HR				ERA	W-L-S	G	IP	H	ER	HR				ERA	W-L-S	G	IP	H	ER	HR			
2.98	6-7-34	66	81.2	71	27	6				Total	3.74	61-54-75	325	957	948	381													
2.91	5-3-15	33	46.1	37	15	3				Bal.	3.46	14-8-22	70	137.2	121	52													
3.06	1-4-19	33	35.1	34	12	3				Away	3.79	47-46-53	255	819.1	827	341													
7.56	1-1-2	7	8.1	8	7	2				vs. Bal.	5.04	1-6-4	21	64.1	67	31													
0.00	0-0-4	6	6	3	0	0				Bos.	5.62	3-5-7	25	57.2	75	36													
5.40	1-0-2	5	5	10	3	0				Cal.	2.16	2-1-4	10	25	18	1													
3.38	1-1-1	5	5.1	5	2	0				Chi.	3.99	2-6-7	21	56.1	57	23													
8.31	1-1-0	3	4.1	5	4	1				Cle.	5.73	8-4-4	26	66	83	46													
2.84	1-0-3	5	6.1	4	2	0				Det.	4.33	6-7-4	24	81	78	36													
0.00	0-0-3	3	4	4	0	0				K.C.	2.40	7-0-5	28	82.1	79	22													
0.00	0-0-6	6	11	3	0	0				Minn.	3.35	7-2-7	22	61.1	63	22													
2.25	0-0-4	7	8	6	2	1				N.Y.	5.58	2-3-10	28	83.1	68	31													
8.31	0-2-1	4	4.1	8	4	1				Oak.	2.42	5-7-2	26	93	76	23													
2.25	0-0-2	4	4	5	1	1				Sea.	3.52	4-2-5	25	61.1	72	24													
0.00	0-1-3	5	8	5	0	0				Tex.	3.49	5-6-6	26	91.2	85	36													
2.57	1-1-3	6	7	5	2	0				Tor.	2.58	7-3-5	25	83.2	73	24													

2.42	3-3-23	39	44.2	37	12	3	1st Half	3.64	29-30-36	169	497	523	201			
3.65	3-4-11	27	37	34	15	3	2nd Half	3.85	32-24-39	156	460.1	425	197			

1986							MIKE BODDICKER							LIFETIME						
ERA	W-L-SH	G	IP	H	ER	HR				ERA	W-	L	S-H	G	IP	H	ER	HR		
4.70	14-12	33	218.1	214	114	30	Total			3.60	63-	49-	11	136	900.2	837	380			
4.66	7-4	16	102.1	96	53	15	Bal.			3.08	32-	23-	9	69	465.1	398	153			
4.73	7-8	17	116	118	61	15	Road			4.16	31-	26-	2	67	435.1	439	201			
8.37	1-1	4	23.2	28	22	4	vs. Bos.			4.40	4-	5-	1	13	82.1	90	46			
6.28	0-1	2	14.1	14	10	2	Cal.			4.48	4-	4-	2	9	64.1	61	32			
4.26	1-1	2	12.2	15	6	0	Chi.			3.33	6-	2-	1	10	70.1	65	28			
4.34	0-2	3	18.2	20	9	3	Cle.			3.95	3-	5-	1	10	68.1	65	30			
16.88	0-1	1	2.2	5	5	3	Det.			6.75	2-	6-	1	10	41.1	58	31			
1.59	2-0	2	17	11	3	2	K.C.			4.04	4-	4-	0	9	49	46	22			
2.53	1-1	3	21.1	15	6	2	Min.			2.71	6-	3-	1	11	79.2	66	24			
4.29	2-1	3	21	18	10	4	N.Y.			2.86	7-	5-	1	13	97.2	80	37			
4.76	2-1	3	22.2	21	12	4	N.Y.			3.72	7-	4-	0	12	77.1	69	32			
7.20	0-1	3	5	9	4	1	Oak.			2.84	3-	5-	0	9	63.1	56	20			
4.56	2-2	4	25.2	30	13	2	Sea.			2.37	5-	2-	2	8	57	48	15			
4.73	1-0	2	13.1	12	7	1	Tex.			2.49	7-	0-	1	10	72.1	60	23			
3.10	2-0	3	20.1	16	7	2	Tor.			3.94	5-	4-	0	12	77.2	71	31			
4.44	11-5	17	123.2	115	61	16	1st Half			3.81	34-	25-	4	66	444.2	408	18			
5.04	3-7	16	94.2	99	53	14	2nd Half			3.39	29-	24-	7	70	456	429	15			

4.44	11-5	17	123.2	115	61	16	1st Half	3.81	34-25-4	66	444.2	408	186			
5.04	3-7	16	94.2	99	53	14	2nd Half	3.39	29-24-7	70	456	428	172			

1986										RICH BORDI										LIFETIME											
ERA	W-L-S	G	IP	H	ER	HR				ERA	W-L-S	G	IP	H	ER	HR				ERA	W-L-S	G	IP	H	ER	HR					
4.46	6-4-3	52	107	105	53	13			Total	4.00	17-18-10	155	330.2	335	147							4.00	17-18-10	155	330.2	335	147				
2.82	4-3-3	29	67	61	21	6			Bal.	2.81	4-4-3	30	73.2	69	23							Bal.	2.81	4-4-3	30	73.2	69	23			
7.20	2-1-0	23	40	44	32	7			Road	4.34	13-14-7	125	257	266	124							Road	4.34	13-14-7	125	257	266	124			
4.76	1-1-0	3	5.2	8	3	2			vs. Bal.	2.55	1-1-0	3	17.2	15	5							vs. Bal.	2.55	1-1-0	3	17.2	15	5			
7.88	1-0-1	5	8	13	7	1			Bos.	2.53	2-1-1	9	10.2	10	3							Bos.	2.53	2-1-1	9	10.2	10	3			
4.09	2-0-0	5	11	10	5	1			Cal.	7.97	2-2-1	12	20.1	29	18							Cal.	7.97	2-2-1	12	20.1	29	18			
2.45	0-0-1	4	11	9	3	0			Chi.	3.18	3-1-0	10	17	15	6							Chi.	3.18	3-1-0	10	17	15	6			
7.20	0-0-0	5	10	14	8	2			Cle.	2.89	0-0-1	8	18.2	19	6							Cle.	2.89	0-0-1	8	18.2	19	6			
3.75	0-1-0	3	12	12	5	2			Det.	4.64	0-0-0	11	21.1	26	11							Det.	4.64	0-0-0	11	21.1	26	11			
5.40	0-0-1	4	5	4	3	0			K.C.	4.80	0-1-0	6	15	18	8							K.C.	4.80	0-1-0	6	15	18	8			
2.25	0-0-0	2	8	3	2	2			Min.	6.23	0-1-2	8	8.2	10	6							Min.	6.23	0-1-2	8	8.2	10	6			
10.13	0-1-0	3	2.2	3	3	0			N.Y.	3.18	1-1-0	6	17	8	6							N.Y.	3.18	1-1-0	6	17	8	6			
3.00	2-0-0	3	9	6	3	1			Oak.	10.13	0-1-0	3	2.2	3	3							Oak.	10.13	0-1-0	3	2.2	3	3			
4.05	0-0-0	3	6.2	7	3	0			Sea.	4.11	2-1-0	7	15.1	15	7							Sea.	4.11	2-1-0	7	15.1	15	7			
7.27	0-1-0	5	8.2	10	7	2			Tex.	2.37	1-0-0	6	19	17	5							Tex.	2.37	1-0-0	6	19	17	5			
0.96	0-0-0	7	9.1	6	1	0			Tor.	5.14	0-1-0	11	21	21	12							Tor.	5.14	0-1-0	11	21	21	12			
3-1-0	3-1-3	28	58	58	25	6			1st Half	2.83	8-4-4	7	71	162.1	152							3-1-0	3-1-3	28	58	58	25	6			
5.84	3-3-0	24	49	47	28	7			2nd Half	5.13	9-14-3	84	168.1	185								5.84	3-3-0	24	49	47	28	7			

1986	KEN DIXON	LIFETIME
------	-----------	----------

ORIOLES ALL-STAR GAME SELECTEES

TONY ARNOLD LIFETIME									MIKE KINNUNEN LIFETIME								
ERA	W-	L-	S	G	IP	H	ER	HR	Total	ERA	W-	L-	S	G	IP	H	
3.55	0	2	0	11	25.1	25	10	0	Bal. Road	6.43	0	0	0	9	7	8	
1.53	0	1	—	7	17.2	12	3	0		3.38	0	0	—	4	2.2	4	1
8.22	0	1	—	4	7.2	13	7	0		8.31	0	0	—	5	4.1	4	1
6.75	0	1	—	2	5.1	7	4	0	vs. Bos. Cal. Chi. Cle. Det. K.C. Mil. Min. N.Y. Oak. Sen. Tex. Tor.	INF	0	0	—	1	0	0	
1.93	0	0	—	1	4.2	2	1	0		—	—	—	—	—	—	—	—
—	—	—	—	—	—	—	—	—		—	—	—	—	—	—	—	—
6.75	0	0	—	2	4	8	3	0		—	—	—	—	—	—	—	—
18.00	0	1	—	1	1	2	2	0		13.50	0	0	—	1	0.2	1	1
—	—	—	—	—	—	—	—	—		—	—	—	—	—	—	—	—
0.00	0	0	—	2	2.1	3	0	0		13.50	0	0	—	3	2	5	3
—	—	—	—	—	—	—	—	—		—	—	—	—	—	—	—	—
0.00	0	0	—	1	4.2	1	0	0		0.00	0	0	—	4	4.1	2	0
0.00	0	0	—	1	0.2	0	0	0		—	—	—	—	—	—	—	—
—	—	—	—	—	—	—	—	—		—	—	—	—	—	—	—	—
—	—	—	—	—	—	—	—	—		—	—	—	—	—	—	—	—
0.00	0	0	—	1	2.2	2	0	0		—	—	—	—	—	—	—	—
—	—	—	—	—	—	—	—	—		1st Half	—	—	—	—	—	—	—
3.55	0	2	—	11	25.1	25	10	0		2nd Half	6.43	0	0	—	9	7	8

66

ALL-STAR GAME NOTES

Elected Starters: Ripken joined **Brooks Robinson** as the only 2 Orioles to be elected to start 3 consecutive all-star games. **Brooks** was elected to the starting lineup 4 straight times ('71-'74). Fourteen

ORIOLES ALL STAR GAME NOTES (Cont.)

Orioles have been elected to start in the 17 years of fan voting in addition to **Ripken** and **Brooks**, Orioles who have been elected to starting positions are **Boog Powell** ('70, '71), **Frank Robinson** ('70, '71), **Bobby Grich** ('76), **Ken Singleton** ('81) and **Murray** ('85).

Selection of the starting team was returned to the fans in '70 under the sponsorship of the Gillette Company in cooperation with Major League Baseball. Following the ballot box "stuffing" incident in Cincinnati in '57, responsibility was entrusted to major league players for 12 years ('58 thru '69).

Orioles All-Star MVPs: Three Orioles have won "MVP" honors in all-star competition: **Billy O'Dell** ('58), **Brooks Robinson** ('66) and **Frank Robinson** ('71).

O'Dell, the former Orioles lefthander who also pitched for the Giants, Braves and Pirates, hurled the last three innings of the only all-star game ever played in Baltimore and retired all nine batters he faced to protect a one run lead, thus giving the A.L. a 4-3 win.

Brooks won the '66 Arch Ward Memorial Trophy on the strength of a 3-for-4 effort at bat (including a triple) and an 8-for-8 performance in the field. He was the first player from a losing team to be so honored.

Frank's fourth inning home run at Detroit in '71 put the A.L. on top to stay and earned him "mvp" honors. It was the first all-star victory since '62 for the A.L. which did not win another all-star game until '81.

ORIOLES ALL-STAR HOME RUNS

PLAYER	DATE	SITE	PITCHER	INNING	MEN ON BASE
Brooks Robinson	July 11, '67	Anaheim	Ferguson Jenkins	6th	None
Frank Robinson	July 13, '71	Detroit	Dock Ellis	3rd	One
Ken Singleton	August 9, '81	Cleveland	Tom Seaver	2nd	None

ORIOLES CHAMPIONSHIP SERIES SUMMARY

Game No.	Date	Site	Line Score	Attendance
1969				
1	10/4 (Sat.)	BAL.	Min. 3- 4-2 (12) J. Perry, Perranoski (9) (L) Bal. 4-10-1 (12) Cuellar, Richert (9), Watt (10), Lopez (12), D. Hall (12) (W) HR: F. Robinson, Belanger, Powell, Oliva GWRBI: Blair	39,321
2	10/5 (Sun.)	BAL.	Min. 0- 3-1 (11) Boswell (L), Perranoski (11) Bal. 1- 8-0 (11) McNally (W) HR: None GWRBI: Mottion	41,734
3	10/6 (Mon.)	MIN.	Bal. 11-18-0 Min. 2-10-2 Palmer (W) R. Miller (L), Woodson (2), T. Hall (4), Worthington (5), Grzenda (6), Chance (7), Perranoski (9) HR: Blair GWRBI: Hendricks	32,732 (113,792)
1970				
1	10/3 (Sat.)	MIN.	Bal. 10-13-0 Min. 6-11-2 Cuellar, D. Hall (5) (W) J. Perry (L), Zepp (4), Woodson (5), Williams (6), Perranoski (9) HR: Cuellar (3 on), J. Perry, Buford, Powell, Killebrew GWRBI: B. Robinson	26,847
2	10/4 (Sun.)	MIN.	Bal. 11-13-0 Min. 3- 6-2 McNally (W) T. Hall (L), Zepp (4), Williams (5), Perranoski (8), Tiant (9) HR: F. Robinson, Killebrew, Oliva, D. Johnson GWRBI: Powell	27,481
3	10/5 (Mon.)	BAL.	Min. 1- 7-2 Kaat (L), Blyleven (3), T. Hall (5), J. Perry (7) Bal. 6-10-0 Palmer (W) HR: D. Johnson GWRBI: Powell	27,600 (81,945)
1971				
1	10/3 (Sun.)	BAL.	Oak. 3- 9-0 Bal. 5- 7-1 Blue (L), Fingers (8) HR: None GWRBI: Blair	42,621
2	10/4 (Mon.)	BAL.	Oak. 1- 6-0 Bal. 5- 7-0 Hunter (L) HR: B. Robinson, Powell-2, Hendricks GWRBI: B. Robinson	35,002
3	10/5 (Tue.)	OAK.	Bal. 5-12-0 Oak. 3- 7-0 Palmer (W) Segui (L), Fingers (5), Knowles (7), Locker (7), Grant (8) HR: Jackson-2, Bando GWRBI: B. Robinson	33,178 (110,800)

THREE STRAIGHT PENNANTS

The Orioles' 3 straight pennants, '69-'70-'71 were not unprecedented in Baltimore baseball history. The National League Orioles won 3 straight pennants '94-'96. Six of their number ultimately were elected to the Hall of Fame: John McGraw, Wilbert Robinson, Hughie Jennings, Willie Keeler, Dan Brouthers and Joe Kelley.

O's CHAMPIONSHIP SERIES SUMMARY (Cont.)

1973					
1	10/6 (Sat.)	BAL.	Oak. 0- 5-1 Bal. 6-12-0 HR: None GWRBI: T. Davis	Blue (L), Pina (1), Odom (3) Fingers (8) Palmer (W)	41,279
2	10/7 (Sun.)	BAL.	Oak. 6- 9-0 Bal. 3- 8-0 HR: Campaneris, Rudi, Bando-2	Hunter (W), Fingers (8) (S) McNally (L), Reynolds (8), G. Jackson (9) GWRBI: Rudi	48,425
3	10/9 (Tue.)	OAK.	Bal. 1- 3-0 (11) Oak. 2- 4-3 (11) HR: Williams, Campaneris	Cuellar (L) Holtzman (W) GWRBI: Campaneris	34,367
4	10/10 (Wed.)	OAK.	Bal. 5- 8-0 Oak. 4- 7-0 HR: Etchebarren, Grich	Palmer, Reynolds (2), Watt (7) G. Jackson (7) (W) Blue, Fingers (7) (L) GWRBI: Grich	
5	10/11 (Thu.)	OAK.	Bal. 0- 5-2 Oak. 3- 7-0 HR: None GWRBI: Rudi	Alexander (L), Palmer (4) Hunter (W)	(175,833)
1974					
1	10/5 (Sat.)	OAK.	Bal. 6-10-0 Oak. 3- 9-0 HR: Blair, B. Robinson, Grich	Cuellar (W), Grimsley (9) Hunter (L), Odom (5), Fingers (9) GWRBI: T. Davis	41,600
2	10/6 (Sun.)	OAK.	Bal. 0- 5-2 Oak. 5- 8-0 HR: Bando, Fosse	McNally (L), Garland (6) Reynolds (7), G. Jackson (8) Holtzman (W) GWRBI: Bando	42,810
3	10/8 (Tue.)	BAL.	Oak. 1- 4-2 Bal. 0- 2-1 HR: Bando	Blue (W) Palmer (L) GWRBI: Bando	32,060
4	10/9 (Wed.)	BAL.	Oak. 2- 1-0 Bal. 1- 5-1 HR: None GWRBI: Tenace	Hunter (W), Fingers (8) (S) Cuellar (L), Grimsley (5) GWRBI: Tenace	28,136 (144,615)
1979					
1	10/3 (Wed.)	BAL.	Cal. 3- 7-1 (10) Bal. 6- 6-0 (10) HR: Ford, Lowenstein	Ryan, Montague (8) (L) Palmer, Stanhouse (10) (W) GWRBI: Lowenstein	52,787
2	10/4 (Thu.)	BAL.	Cal. 8-10-1 Bal. 9-11-1 HR: Ford, Murray	Frost (L), Clear (2), Aase (8) Fianagan (W), Stanhouse (8) GWRBI: Kelly	52,108
3	10/5 (Fri.)	CAL.	Bal. 3- 8-3 Cal. 4- 9-0 HR: Baylor	D. Martinez, Stanhouse (9) (L) Tanana, Aase (6) (W) GWRBI: Harlow	43,199
4	10/6 (Sat.)	CAL.	Bal. 8-12-1 Cal. 0- 6-0 HR: Kelly GWRBI: Singleton	McGregor (W) Kriapp (L), Laroche (3), Frost (4), Montague (7), Barlow (9) GWRBI: Singleton	43,199 (191,293)
1983					
1	10/5 (Wed.)	BAL.	Chi. 2- 7-0 Bal. 1- 5-1 HR: None GWRBI: Paciorek	Hoyt (W) McGregor (L), Stewart (7), T. Martinez (7) GWRBI: Paciorek	51,289
2	10/6 (Thu.)	BAL.	Chi. 0- 5-2 Bal. 4- 6-0 HR: Roenicke	F. Bannister (L), Barojas (7) Lamp (8) Boddicker (W) GWRBI: None	52,347
3	10/7 (Fri.)	CHI.	Bal. 11- 8-1 Chi. 1- 6-1 HR: Murray GWRBI: Murray	Fianagan (W), Stewart (6) (Sv) Dotson (L), Tidrow (6), Koosman (9), Lamp (9) GWRBI: Murray	46,635
4	10/8 (Sat.)	CHI.	Bal. 3- 9-0 (10) Chi. 0-10-0 (10) HR: Landrum GWRBI: Landrum	Davis, T. Martinez (7) (W) Burns (L), Barojas (10), Agosto (10), Lamp (10) GWRBI: Landrum	45,477 (195,748) (1,013,997)
1966					
1	10/5 (Wed.)	L.A.	Bal. 5- 9-0 L.A. 2- 3-0 HR: F. Robinson, B. Robinson, LeFebvre GWRBI: F. Robinson	McNally, Drabowsky (3) (W) Drysdale (L), Moeller (3), R. Miller (5), Perranoski (8) GWRBI: F. Robinson	55,941
2	10/6 (Thu.)	L.A.	Bal. 6- 8-0 L.A. 0- 4-6 HR: None GWRBI: None	Palmer (W) Koufax (L), Perranoski (7), Regan (8), Brewer (9) GWRBI: None	55,947
3	10/8 (Sat.)	BAL.	L.A. 0- 6-0 Bal. 1- 3-0 HR: Blair GWRBI: Blair	Osteen (L), Regan (8) Bunker (W) GWRBI: Blair	54,445
4	10/9 (Sun.)	BAL.	L.A. 0- 4-0 Bal. 1- 4-0 HR: F. Robinson GWRBI: F. Robinson	Drysdale (L) McNally (W) GWRBI: F. Robinson	54,458 (220,791)

ORIOLES WORLD SERIES SUMMARY (Cont.)

1969									
1	10/11 (Sat.)	BAL.	N.Y. Bal.	1- 6-1 4- 6-0	Seaver (L), Caldwell (6), Taylor (7) Cuellar (W)	50,403	HR: Buford GWRBI: Buford		
2	10/12 (Sun.)	BAL.	N.Y. Bal.	2- 6-0 1- 2-0	Koosman (W) , Taylor (9) (S) McNally (L)	50,603	HR: Clendenon GWRBI: Weis		
3	10/14 (Tue.)	N.Y.	BAL.	0- 4-1 5- 6-0	Palmer (L), Leonhard (7) Gentry (W) , Ryan (7) (S)	56,533	HR: Agee, Kranepool GWRBI: Agee		
4	10/15 (Wed.)	N.Y.	BAL.	1- 6-1 2-10-1	Cuellar, Watt (8), Hall (10) (L) Richert (10) Seaver (W)	57,367	HR: Clendenon GWRBI: None		
5	10/16 (Thu.)	N.Y.	Bal.	3- 5-2 5- 7-0	McNally, Watt (L) Koosman (W)	57,367	HR: McNally, F. Robinson, Clendenon, Weis GWRBI: Swoboda		
(272,578)									
1970									
1	10/10 (Sat.)	CIN.	Bal.	4- 7-2 3- 5-0	Palmer (W) , Richert (9) (S) Nolan (L), Carroll (7)	51,501	HR: L. May, Powell, Hendricks, B. Robinson GWRBI: B. Robinson		
2	10/11 (Sun.)	CIN.	Bal.	6-10-2 5- 7-0	Cuellar, Phoebeus (3) (W) , Drabowsky (5), Lopez (7), D. Hall (7) (S) McGlothlin, Wilcox (5) (L), Carroll (5), Gullett (8)	51,501	HR: Tolan, Powell, Bench GWRBI: Hendricks		
3	10/13 (Tue.)	BAL.	Cin.	3- 9-0 9-10-1	Cloninger (L), Granger (6), Gullett (7) McNally (W)	51,773	HR: F. Robinson, Buford, McNally (3 on, Granger) GWRBI: B. Robinson		
4	10/14 (Wed.)	BAL.	Cin.	6- 8-3 5- 8-0	Nolan, Gullett (3), Carroll (6) (W) Palmer, Watt (8) (L), Drabowsky (9)	53,007	HR: B. Robinson, Rose, L. May GWRBI: L. May		
5	10/15 (Thu.)	BAL.	Cin.	3- 6-0 9-15-0	Merritt (L), Granger (2), Wilcox (3) Cloninger (5), Washburn (7), Carroll (8) Cuellar (W)	45,341	HR: F. Robinson, Rettenmund GWRBI: Blair		
(253,183)									
1971									
1	10/9 (Sat.)	BAL.	Pit.	3- 3-0 5-10-3	Ellis (L), Moose (3), R. Miller (7) McNally (W)	53,223	HR: F. Robinson, Rettenmund, Buford GWRBI: Rettenmund		
2	10/11 (Mon.)	BAL.	Pit.	3- 8-1 11-14-1	B. Johnson (L), Kison (4) Moose (4), Veale (5), R. Miller (6), Giusti (8) Palmer (W) , R. Hall (9) (S)	53,223	HR: Hebner GWRBI: B. Robinson		
3	10/12 (Tue.)	PIT.	Bal.	1- 3-3 5- 7-0	Cuellar (L), Dukes (7), Watt (8) Blass (W)	50,403	HR: Robertson, F. Robinson GWRBI: Clemente		
4	10/13 (Wed.)	PIT.	Bal.	3- 4-1 4-14-0	Dobson, G. Jackson (6), Watt (7) (L), Richert (8) Walker, Kison (1) (W) , Giusti (8) (S)	51,373	HR: None GWRBI: M. May		
5	10/14 (Thu.)	PIT.	Bal.	0- 2-1 4- 9-0	McNally (L), Leonhard (5), Dukes (6) Briles (W)	51,377	HR: Robertson GWRBI: Robertson		
6	10/16 (Sat.)	BAL.	Pit.	2- 9-1 3- 8-0	Moose, B. Johnson (6), Giusti (7), R. Miller (9) (L) Palmer, Dobson (10), McNally (10) (W)	44,174	HR: Clemente, Buford GWRBI: B. Robinson		
7	10/17 (Sun.)	BAL.	Pit.	2- 6-1 1- 4-0	Blass (W) Cuellar (L), Dobson (9), McNally (9)	47,291	HR: Clemente GWRBI: Clemente		
(351,081)									
1979									
1	10/10 (Wed.)	BAL.	Pit.	4-11-3 5- 6-3	Kison (L), Rooker (1), Romo (5), D. Robinson (6), G. Jackson (8) Flanagan (W)	53,735	HR: DeCinces, Stargell GWRBI: Lowenstein		
2	10/11 (Thu.)	BAL.	Pit.	3-11-2 2- 6-1	Blyleven, D. Robinson (7) (W) , Tekulve (9) (S) Palmer, T. Martinez (8), Stanhouse (9) (L)	53,739	HR: Murray GWRBI: Sanguillen		
3	10/12 (Fri.)	PIT.	Bal.	8-13-0 4- 9-2	McGregor (W) Candelaria (L), Romo (4), G. Jackson (7), Tekulve (8)	50,848	HR: Ayala GWRBI: Garcia		

4	10/13 (Sat.)	PIT.	Bal.	9-12-0 6-17-1	D. Martinez, Stewart (2), Stone (5), Stoddard (7) (W) Bibby, G. Jackson (7), D. Robinson (8), Tekulve (8) (L)	50,883	HR: Stargell GWRBI: Crowley	
5	10/14 (Sun.)	PIT.	Bal.	1- 6-2 7-13-1	Flanagan (L), Stoddard (7), D. Martinez (7), Stanhouse (8) Rooker, Blyleven (6) (W)	50,920	HR: None GWRBI: Madlock	
6	10/16 (Tue.)	BAL.	Pit.	4-10-0 0- 7-1	Candelaria (W) , Tekulve (7) (S) Palmer (L), Stoddard (9)	53,739	HR: None GWRBI: Parker	
7	10/17 (Wed.)	BAL.	Pit.	4-10-0 1- 4-2	Bibby, D. Robinson (5), G. Jackson (5) (W) , Tekulve (8) (S) McGregor (L), Stoddard (9), Flanagan (9), Stanhouse (9), T. Martinez (9), D. Martinez (9)	53,733	HR: Dauer, Stargell GWRBI: Stargell (367,597)	
1983								
1	10/11 (Tue.)	BAL.	Pha.	2- 5-0 1- 5-1	Denny (W) , Holland (8) (S) McGregor (L), Stewart (9), T. Martinez (9)	52,204	HR: Dwyer, Morgan, Maddox GWRBI: Maddox	
2	10/12 (Wed.)	BAL.	Pha.	1- 3-0 4- 9-1	Hudson (L), Hernandez (5), Andersen (6), Reed (8) Boddicker (W)	52,132	HR: Lowenstein GWRBI: Dempsey	
3	10/14 (Fri.)	PHA.	Bal.	3- 6-1 2- 8-2	Flanagan, Palmer (5) (W) , Stewart (7), T. Martinez (9) (S) Carlton (L), Holland (7)	65,792	HR: Matthews, Morgan, Ford GWRBI: None	
4	10/15 (Sat.)	PHA.	Bal.	5-10-1 4-10-0	Davis (W) , Stewart (6), T. Martinez (8) (S) Denny (L), Hernandez (6), Reed (6), L. Andersen (8)	66,947	HR: None GWRBI: Shelby	
5	10/16 (Sun.)	PHA.	Bal.	5- 5-0 0- 5-1	McGregor (W) Hudson (L), Bystrom (5), Hernandez (6), Reed (9)	67,064	HR: Murray-2, Dempsey GWRBI: Murray (304,139)	
							(1,769,179)	

ORIOLES POST-SEASON NOTES

ALCS: The O's hold many ALCS/LCS records including: Most LCS (7, in 16 year history of divisional play), Most LCS won (5), Most LCS games (26), Most LCS games won (18), and Most LCS games hosted (13) . . . Their w-l percentage (.692, 18-8), is surpassed only by the Tigers (.750, 6-2), Mets (.714, 10-4) and Red Sox (.700, 7-3).

The O's won the first 10 ALCS games they played (including the first 9 ever played) . . . They swept the Twins twice ('69-'70) and A's ('71) in the first 3 ALCS, then won game #1 against Oakland in '73 before losing the 2nd game that year . . . The Orioles are 9-4 at home and on the road.

WORLD SERIES: Baltimore has gone 3-3 in 6 WS, but has a .576 pct. in games (19-14) . . . The Birds are 10-7 at home and 9-7 on the road.

POST-SEASON TOTAL: In 59 post-season games, the O's are 37-22 (.627). They are 19-11 at home and 18-11 away.

ATTENDANCE: In 26 ALCS games, the O's have played to 1,020,384, an average of 39,246. They've played 13 of those at home and have drawn 548,443 (average 42,188).

In 33 WS games attendance has totaled 1,769,179 (average 53,611). At home for 17 WS dates the Birds have pulled 877,518 (average 51,619).

The Orioles 59 total post-season games have attracted 2,789,563 (average 47,281). At Memorial Stadium there have been 30 post-season events which have drawn a total of 1,425,961 (average 47,514).

The 3 biggest crowds to watch the O's in a WS were games 5, 4, & 3 (67,064; 66,947 and 65,792) of '83, all at Philadelphia. The largest attendance for a WS game in Baltimore was 54,458 for game #4 (final game) vs. Dodgers in '66.

The biggest house for an Orioles LCS game was 52,787 for game #1 at Baltimore vs. the Angels in '79 (the "Tonight, Let it be Lowenstein" game).

ORIOLES WORLD SERIES SHARES BY YEAR

Since 1960 (the first year they qualified for a share), the O's have finished in the first division 21 times in 27 seasons, thereby qualifying in all but 6 years ('62, '67, '78, '84, '85, '86) for a share of the WS pool (combined since '69 with the LCS). (Cont. on page 192.)

MEMORIAL STADIUM—A BRIEF HISTORY

Construction of Baltimore Memorial Stadium began on the site of Municipal Stadium in 1949. However work was suspended for lack of sufficient fund authorization in the early 50's, and didn't resume until 1953.

Despite the construction the International League Orioles continued to play their home games here on 33rd Street (thru '53) as did the new Baltimore Colts franchise when it emigrated from Dallas (Texans) prior to the 1952 football season.

Essentially the new stadium was completed in October 1953, but refinements continued on thru the spring of 1954, the American League Orioles first season in Baltimore.

The original Municipal Stadium was built expressly for football and was completed in 1924. However, when old Oriole Park (29th Street and Greenmount Avenue) which was owned by the Dunn family burned down on the night and early morning of July 3-4, 1944, it became of necessity the new home of the Baltimore Orioles.

During a hastily scheduled two week road trip, Municipal Stadium was made ready for baseball with home-plate in what is now center field. Later that year, the Orioles went on to win the Little World Series and for one of those games against the Louisville Colonels, drew an astonishing 52,821 while the real World Series (between the Cardinals and Browns) in Sportsman's Park, St. Louis was drawing a paltry 31,630.

Memorial Stadium was built for \$6 million on 28¾ acres of city owned property and financed by two bond issues.

Over the years there have been significant changes made. For example in '54 the distance from home plate to the fence in dead center was 430'. That has been whittled down gradually to its present 405'.

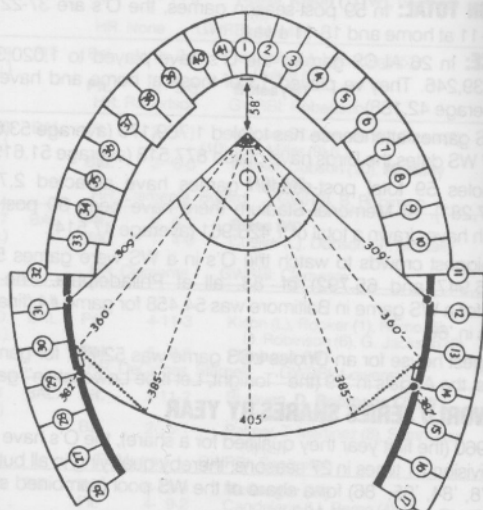
The Orioles dugout was initially on the first base side, but when some 2,600 field boxes were installed in front of the original boxes in '61 new dugouts had to be built and the home team moved over to 3rd base. Prior to that construction, there was an 8' wall between the front row of the boxes and the field, and Baltimore led the world in foul territory.

In 1964 four additional upper deck sections were added, increasing the capacity by another 2,600 seats. In 1970 (mid-season) a new scoreboard (now known as the old scoreboard) was installed and the original square infested structure demolished.

Subsequently, the old splintery wooden benches (without backs) were replaced by chairs and non-wooden benches with back rests and a 35th row was added to the upper deck.

In 1980, six new towers, housing a new ticket window and additional ticket office space, storage areas and rest rooms, were completed.

Then in 1985, construction was completed on new and badly needed Orioles administrative offices, and a large new state of the art video board (Diamond Vision by Mitsubishi) was added in right-center field as a dramatic and colorful complement to its 15 year old cousin in left center.



Additional measurements: Concrete wall—14 ft. high; Wire fence—7 ft. high.

ORIOLES FARM SYSTEM MINOR LEAGUE AFFILIATES, 1987

CLUB	NICKNAME	LEAGUE	CLASS	MANAGER
Rochester, NY	"Red Wings"	International	AAA	John Hart
Charlotte, NC	"Orioles"	Southern	AA	Greg Biagini
Hagerstown, MD	"Suns"	Carolina	A	Glenn Gulliver
Newark, NY	"Orioles"	New York-Penn	A	TBA
*Bluefield, WV	"Orioles"	Appalachian	Rookie	Jim Pampanye

Administrative Assistants

Director of Field Operations/Instruction: **Lance Nichols**
Spring Training/Ext. Spring/F.I.L. Programs Coordinator: **Len Johnston**

Field and Facilities: **Jamie Rodriguez**

Farm System Hitting Instructor: **Bob Molinaro**

Farm System Pitching Instructor: **Dominic Chiti**

Farm System Pitching Coaches: **Dominic Chiti** (Rochester); **John Flinn** (Charlotte); **Will George** (Hagerstown); **Earl Stephenson** (Newark); **Pete Wyso** (Bluefield).

Farm System Coaches: **Curt Motton** (Rochester); **Minnie Mendoza** (Charlotte); **Paul McNeal** (Hagerstown); **Bill Lawlor** (Newark); **Frank Klebe** (Bluefield).

Farm System Officials: Rochester—**Fred Strauss** (Pres.); **Bob Goughan** (G.M.); **Jamie Reed** (trainer) . . . Charlotte—**Frances Crockett** (Pres./G.M.); **Jeff Wood** (trainer) . . . Hagerstown—**Terry Randall** (Pres.); **Bob Miller** (G.M.); **Craig Strobel** (trainer) . . . Newark—**Tom Shannon** (G.M.) . . . Bluefield—**Allen Coppinger** (Pres.); **George Fanning** (G.M.); **Brian Ebel** (trainer).

Training Base: The Orioles minor league training complex is located at St. Thomas University in North Miami (16400 N.W. 32nd Avenue, Miami, FL 33054) . . . Telephones: (305) 625-7433 and 625-7434 . . . Mailing Address: Baltimore Orioles, P.O. Box 1868, Opa Locka, FL 33055.

Reporting Date: Early workouts for selected players begin on Wednesday, March 4 . . . All other pitchers and catchers start on Tuesday, March 17; infielders and outfielders begin workouts on Friday, March 20.

*Franchise owned by Baltimore Orioles

Scouting Staff

Special Assignments

DAN CARNEVALE 161 Dorchester Rd. Buffalo, NY 14213

BILL WERLE 833 W. 28th Ave. San Mateo, CA 94403

Regional Supervisors

LEN JOHNSTON (Central States) 11595 N. Meridian #800 Carmel, IN 46032

GEORGE LAUZERIQUE (West Coast and Latin America) 601 Oleaster Avenue West Palm Beach, FL 33414

JOHN STOKOE (East Coast) 12 Bradford Place Slingerlands, NY 12159

LEFTY BAGG 94 Hanna Road Toronto, Ontario M4G3N3

JIM GILBERT (D.C., MD, WVA, VA, NC) 1197 Wayne Avenue Hagerstown, MD 21740

LAMAR NORTH (AL, GA, MS, SC, TN) 1307 South Crest Road Rossville, GA 30741

JACK BAKER 2215 Willowgrove Ave. Kettering, OH 45409

JESUS HALABI P.O. Box 724 Aruba, Neth Antilles

JIM PAMLANYE (Florida) P.O. Box 110 Orlando, FL 32802

CARLOS BERNHART Calle Sanchez #16 San Pedro De Marcoris Dominican Republic

BILL LAWLOR (IN, KY, OH) 332 Knots Circle Woodstock, GA 31088

JOE ROBINSON (AR, IA, MO, NE) 2400 Kirkwood Street Burlington, IA 52601

JOE BOWMAN (CO, KS, OK) 2001 W. 83rd Street Leawood, KS 33540

MIKE LEDNA (IL, MN, MI, WI, ND, SD) 463 Bernard Drive Buffalo Grove, IL 60090

JACK SANFORD 1441 Penman Road Neptune Beach, FL 32233

ART BROPHY 2043 Madison Street Hollywood, FL 33020

ED SPRAGUE 2316 North David Rd. Lodi, CA 95240

DAN CRESSMAN 10389 104th Avenue, N. Seminole, FL 33540

MINNIE MENDOZA 4110 Broadview Drive Charlotte, NC 28210

FAY THOMPSON P.O. Box 7762 Vallejo, CA 94590

RAY CRONE (LA, NM, TX) 916 N.W. Panorama Waxahachie, TX 76165

BILL MILLER 456 Tilia Ct Chula Vista, CA 92011

JERRY ZIMMERMAN (Pacific NW/W. Canada) 13650 Fernridge Avenue Milwaukie, OR 97222

ED CROSBY (AZ, Sou. CA, HI) 11463 Anticost Way Cypress, CA 90630

CARL MOESCHKE (DE, NJ, PA) 251 S. Olds Blvd. FairLess Hills, PA 19030

JOE DeLUCCA (East Can., New Eng. NY) 11 Kingsland Place Babylon, NY 11702

MINIMUM SALARY

The major league minimum salary for 1987 is \$62,500.00.

73

FARM SYSTEM - 1986

Baltimore's five farm teams finished with a composite record of 307-250 (.559), the 2nd best record in the majors in '86 behind the Milwaukee Brewers (361-263, .579). It was the fourth best record in the 33-year history and best since '76. Over the past 24 seasons, the Orioles minor league organization record is 8100-7389 (.523). During that time, the O's have been selected as the Topps "Baseball Organization of the Year" three times ('61, '71 and '72).

Three of the Orioles minor league clubs qualified for post-season play and all three advanced to their respective championship rounds, only to lose. Rochester advanced to the finals of the International League playoffs, downing Pawtucket 3 games to one in the best-of-5 semi-finals, but fell to Richmond 3 games to 2 in the finals.

Hagerstown, which won both the first and 2nd halves of the Carolina League's Northern Division, lost to Winston-Salem 3 games to one in the league championship series. Newark finished 2nd in the New York-Penn League's McNamara Division and qualified for a "wild card" berth in the league's playoffs. The Orioles stunned Oneonta, the team with the best record in the league, in a one-game playoff and advanced to the league's championship round. Once there, however, they lost 2 straight to St. Catharines in the best-of-3 championship round.

Rochester (75-63) finished with their best mark since '76, only their third winning season since then. The Red Wings attracted 308,807 fans and led the International League in attendance gain with an increase of more than 100,000 over '85. Rochester Manager **John Hart** was named the league's manager of the year. CF **Ken Gerhart** led the league in home runs (28), the most by a Red Wing since **Terry Crowley** led the IL with 30 in '77. **Gerhart** also led the league in total bases (232). **Luis DeLeon** earned a league-high 12 saves. Rochester also led the league in fielding (.976), home runs (129), slugging (.408) and posted the best home record in the IL (43-25, .632).

Charlotte (71-73) finished fourth in the Southern League's Eastern Division. The O's were led by 1B **Chris Padgett**, who hit for a club record .324 average. 3B-OF **Tom Dodd** drove in a club record 101 runs, in 105 games before he was promoted to Baltimore in August. Overall, Dodd led the organization in home runs (31) and rbi (108). LHP **Eric Bell** led the Southern League in earned run average (3.05) and was 9-6 at Charlotte before his promotion to Rochester in late June. He led the organization in wins (16) adding 7 wins at Rochester. **Padgett**, **Dodd** and **Billy Ripken** were named to the SL all-star team.

Hagerstown (91-48) improved 26 games over their '85 finish (65-72). Their record was 3rd best in the minor leagues. The Suns broke 19 club and individual records including most wins in a season, 93. **Craig Worthington** led the Carolina League with a club record 106 rbi, the league's 2nd highest total in the last 19 years, and with 16 game winning rbi. **Pete Stanicek** finished 4th in the league in batting with a .317 average while leading the league in runs (116) and stolen bases (77), both club marks. His 77 steals were 6th best in all of baseball. **Stanicek**, **Worthington** and OF **Sherwin Cijntje** were all named to the all-star team.

LHP **Jeff Ballard** won the league's earned run average crown posting a club record 1.85 mark and was 9-5 before he was promoted to Charlotte and eventually Rochester. RHP **Chester Stanhope** tied for 2nd in the league in wins (14), a club record. RHP **Scott Stranski** saved 19 games for the Suns before his promotion to Charlotte and eventually Rochester. He saved 29 games total.

Newark (41-37) reached the championship round of the NY/Penn League playoffs for the 3rd time in the last 4 years. LHP **Gordon Beatty** led the league in wins (11), complete games (8) and innings pitched (119.1). RHP **Doug Cinnella** finished the season with a 2-5 record, but both wins were no hitters: 1-0 over Oneonta on July 23 and 3-0 over Auburn on Aug. 3. DH **Frank Bellino** and RHP **Alan Koonce** were named to the league's all-star team.

Bluefield (39-29) was led by the OF **Ken Adderly**, who was named to the Appalachian League all-star team.

LIFETIME HOME RUN LEADERS VS. ORIOLAS

1. 70+—Harmon Killebrew ('54-'75)
2. 44—Mickey Mantle ('54-'68)
3. T 40+—Reggie Jackson ('67-)
3. T 40+—Al Kaline ('54-'74)
5. 39—Rocky Colavito ('55-'68)
6. 35—Frank Howard ('65-'73)
7. 33—Carl Yastrzemski ('61-'83)
8. 30—Graig Nettles ('67-)
9. T 29—Roy Sievers ('54-'65)
9. T 29—Norm Cash ('58-'75)

†—Includes 2 HR in ALCS competition.

1986 MINOR LEAGUE REPORT

CLASS AAA ROCHESTER RED WINGS (INTERNATIONAL) Manager: John Hart: 75-63 - 2nd - 4 GB

BATTERS	AVG	G	AB	R	H	HR	RBI	SB	PITCHERS	W-L	ERA	G	SV	IP	H	ER	BB	SO	
Dodd, Tom	.163	17	49	7	8	2	6	0	Arnold, Tony	4-3	1.95	38	8	87.2	92	19	14	49	
Falcone, Dave	.333	4	15	4	5	1	4	0	Augustine, Gerry	0-0	10.50	5	0	6.0	11	7	3	1	
Gerhart, Ken	.274	124	453	73	124	28	72	8	Ballard, Jeff	0-2	7.11	2	0	6.1	11	5	3	7	
Guliver, Glenn	.118	11	17	4	2	1	1	0	Bell, Eric	7-3	3.05	11	0	76.2	68	26	35	69	
Gutierrez, Jackie	.303	54	196	29	60	1	22	5	DeLeon, Luis	4-8	3.49	49	13	75.0	68	29	32	53	
Hart, Mike	.256	123	438	63	112	13	50	8	Fowles, Alan	0-1	15.00	2	0	3.0	3	5	2	3	
Hudler, Rex	.260	77	219	29	57	2	13	12	Habayan, John	12-7	4.29	26	0	157.1	168	75	69	93	
Jones, Ricky	.251	123	443	49	111	9	56	1	Huffman, Phil	10-9	5.11	24	0	130.1	139	74	56	84	
O'Malley, Tom	.307	59	212	36	65	9	30	0	Jones, Odell	7-3	3.66	17	0	83.2	73	34	42	69	
Pardo, Al	.213	76	253	34	54	8	34	0	Kinnunen, Mike	1-3	2.35	47	10	53.2	41	14	29	43	
Park, Kelly	.249	87	309	43	77	11	48	9	Kucharski, Joe	0-2	21.13	3	0	7.2	16	18	7	3	
Reid, Floyd	.285	38	137	17	39	4	17	1	Martinez, Dennis	2-1	6.05	47	10	6.0	7	4	3	4	
Reddish, Mike	.293	58	150	24	44	4	18	4	Martinez, Tippy	0-1	6.00	3	0	6.0	7	4	3	4	
Scott, Donnie	.272	59	173	17	47	1	16	1	Rasmussen, Eric	4-3	1.98	31	4	91.0	74	20	25	77	
Smith, Ken	.273	89	304	33	83	8	37	4	Skinner, Mike	10-8	4.18	26	0	161.1	166	75	58	96	
Stefano, John	.154	40	91	16	14	3	6	4	Snell, Nate	2-2	4.44	16	4	24.1	25	12	12	9	
Torve, Kevin	.258	25	62	8	16	2	7	0	Stranski, Scott	0-0	0.00	3	0	2.0	1	0	2	3	
Traber, Jim	.242	109	355	39	86	4	41	5	Swaggerty, Bill	12-7	4.25	26	0	175.2	204	83	52	56	
Wiggins, Alan	.205	17	44	2	9	0	3	3	Wilson, Roger	0-0	2.45	6	0	14.2	12	4	14	7	
Wilborn, Ted	.100	17	20	4	2	0	1	0											
Williams, Jeff	.278	32	97	14	27	5	21	6											
Young, Mike																			
Totals		261	138	4514	619	1176	129	568	91	Totals	75-63	3.94	138	39	1181.2	1197	517	467	730

CLASS AA CHARLOTTE ORIOLES (SOUTHERN, Eastern Division) Manager: Greg Biagini: 1st Half: 36-36 - 2nd (tie) - 5 1/2 GB 2nd Half: 35-37 - 4th - 7 1/2 GB

BATTERS	AVG	G	AB	R	H	HR	RBI	SB	PITCHERS	W-L	ERA	G	SV	IP	H	ER	BB	SO	
Beamesderfer, Kurt	.290	62	214	35	62	5	36	5	Alicea, Miguel	5-3	3.86	50	4	86.1	107	37	19	47	
Bogener, Terry	.275	51	153	27	42	0	15	5	Ballard, Jeff	5-2	3.32	10	0	59.2	70	22	20	35	
Craig, Matt	.242	68	231	39	56	9	29	4	Beamesderfer, K.	0-0	0.00	2	0	1.0	1	0	0	0	
Dodd, Tom	.323	105	400	75	129	28	100	3	Bell, Eric	9-6	3.05	16	0	129.2	109	44	66	104	
Dorst, Jeff	.245	18	53	7	13	0	5	0	Boudreau, Jim	4-2	6.19	26	0	48.0	60	33	21	27	
Falcone, Dave	.292	67	250	39	73	9	37	5	Bowden, Steve	0-1	8.22	3	0	7.2	11	7	5	5	
Gargen, Bob	.347	14	46	7	17	1	7	0	Brown, Mark	2-3	3.97	27	2	45.1	45	20	20	31	
Granger, Lee	.255	76	278	53	71	5	50	20	Fowles, Alan	2-2	4.06	22	2	31.0	34	14	15	25	
Holtz, Jerry	.256	131	485	90	124	4	45	29	Harrington, John	3-3	6.46	11	0	54.1	62	39	32	40	
Lockwood, Rick	.167	12	36	4	6	0	0	0	Hoover, John	2-4	7.62	8	0	39.0	52	33	34	9	
Miller, Lemmie	.235	7	17	2	4	0	0	0	Householder, B.	1-4	9.20	12	0	29.1	35	30	40	31	
Nichols, Carl	.269	118	439	63	118	14	72	8	Kucharski, Joe	10-8	4.69	26	0	153.2	168	80	43	103	
Norman, Dan	.324	127	469	77	152	22	96	1	Lavelle, Bill	0-2	4.74	23	2	38.0	41	20	17	24	
Padgett, Chris	.171	11	41	8	7	2	6	2	Milacki, Bob	0-1	6.75	1	0	5.1	7	4	4	6	
Ripken, Billy	.297	95	344	65	102	14	49	8	Oliveras, F.	12-9	4.18	33	0	194.0	185	90	71	127	
Salcedo, Ron	.268	141	530	57	142	5	62	8	Raczka, Mike	8-7	6.03	31	1	149.1	165	100	89	101	
Smith, David L.	.293	77	232	40	68	3	25	12	Rice, Rich	4-5	4.77	44	11	111.1	100	59	65	71	
	.263	123	434	59	114	13	60	10	Rohan, Ed	0-1	9.00	1	0	4.0	4	4	2	0	
	.242	89	298	44	72	5	34	6	Stranski, Scott	3-3	7.59	5	0	21.1	33	18	16	11	
									Wilson, Roger	4-5	2.36	29	10	42.0	42	11	28	29	
										0-2	6.75	7	0	9.1	10	7	7	10	
Totals		277	144	4953	791	1372	139	729	131	Totals	71-73	4.75	144	25	1266.1	1349	668	618	846

CLASS A HAGERSTOWN SUNS (CAROLINA, Northern Division) Manager: Bob Molinaro: 1st Half: 46-24 - 1st - 8 GA 2nd Half: 45-24 - 1st - 8 1/2 GA

BATTERS	AVG	G	AB	R	H	HR	RBI	SB	PITCHERS	W-L	ERA	G	SV	IP	H	ER	BB	SO				
Bellino, Frank	.286	36	118	19	34	5	29	2	Alfonzo, Ozzie	1-0	5.54	5	0	13.0	16	8	8	11				
Blumeyer, Mickey	.215	68	181	20	39	3	23	0	Ballard, Jeff	9-5	1.85	17	0	112.0	106	23	32	115				
Cijntje, Sherwin	.303	121	422	65	128	0	43	51	Boudreau, Jim	0-0	1.50	6	1	6.0	5	1	0	7				
Craig, Matt	.237	36	118	15	28	4	18	5	Davis, Storm	0-0	0.00	1	0	4.0	3	0	3	6				
Falcone, Dave	.359	18	64	22	23	6	27	1	Doiron, Wayne	0-0	3.38	6	2	13.1	14	5	4	8				
Guliver, Glenn	.261	14	46	6	12	0	4	1	Dubois, Brian	1-2	7.08	5	0	20.1	29	16	11	17				
Hudson, Lance	.268	109	355	52	95	16	70	5	Egelston, Chris	5-1	4.02	37	2	105.1	103	47	43	64				
Magrann, Tom	.305	74	210	36	64	4	32	3	Hoover, John	2-0	0.50	3	0	18.0	10	1	13	13				
Nichols, Ty	.271	110	377	63	102	10	58	5	Householder, B.	5-4	3.95	16	1	68.1	55	30	52	58				
Norman, Dan	.287	97	341	60	98	13	77	5	Khoury, Scott	0-0	11.57	3	0	4.2	8	6	3	3				
Robertson, Tim	.296	124	422	65	125	0	58	20	Lavelle, Bill	2-3	4.21	30	16	36.1	30	17	12	24				
Smith, Dana	.305	101	295	55	90	8	67	13	Llanes, Pedro	2-2	8.10	6	0	23.1	29	21	17	12				
Stanicek, Pete	.289	89	246	44	71	4	33	6	Milacki, Bob	4-5	4.75	13	0	60.2	69	32	37	46				
Stranski, Scott	.284	30	95	19	27	2	14	8	Palermo, Pete	6-3	3.42	42	4	79.0	78	30	26	61				
Tackett, Jeff	.317	127	457	116	145	6	67	77	Richardson, Tim	0-0	9.00	1	0	1.0	2	1	2	0				
Wilborn, Ted	.285	83	246	53	70	0	21	16	Sanchez, Gerald	13-6	3.97	28	1	138.1	140	61	55	53				
Worthington, Craig	.300	132	480	85	144	15	105	7	Stanhope, C.	14-3	2.80	32	0	148.0	126	46	52	86				
									Stranski, Scott	1-0	0.31	24	19	29.0	9	1	10	38				
									Talamantez, Greg	12-6	4.37	26	0	148.1	131	72	102	124				
									Thorpe, Paul	3-3	5.07	33	3	55.0	67	31	30	36				
									Vazquez, Jesse	3-3	3.67	45	1	49.0	37	20	55	55				
									Wilson, Wayne	8-2	4.48	13	0	74.1	73	37	38	33				
Totals		290	139	4611	842	1339	99	762	236					91-48	374	139	50	1241	7140	507	385	373

1986 MINOR LEAGUE REPORT (Cont.)

CLASS A NEWARK ORIOLES (NEW YORK-PENN, McNamara Division) Manager: Art Mazmanian: 41-37 - 2nd - 4 GB

BATTERS	AVG	G	AB	R	H	HR	RBI	SB	PITCHERS	W-L	ERA	G	SV	IP	N	E	R
Bautista, Benny	.255	57	188	20	48	1	12	17	Beatty, Gordon	11-3	2.11	15	0	118.1	58	26	31
Bellino, Frank	.261	68	234	29	61	12	49	3	Borgatti, Mike	6-2	2.01	16	3	53.2	41	10	13
Burke, Kevin	.252	77	246	27	62	3	30	6	Bowden, Steve	2-5	3.88	13	0	48.2	57	21	24
Calley, Bob	.266	35	128	13	34	0	11	2	Carriger, Rick	1-0	5.40	3	0	31	5	3	2
Crone, Ray	.208	31	72	12	15	0	4	7	Cinnella, Doug	2-6	2.78	12	0	68.0	43	21	21
Delamata, Fred	.156	10	19	5	3	1	3	0	Dillard, Gordon	5-6	4.26	27	7	63.1	55	30	31
Dulin, Tim	.231	33	121	14	28	1	11	6	Holm, Mike	1-0	3.60	10	1	100	13	4	3
Harris, Walt	.269	55	201	38	54	2	16	21	Koonce, Alan	7-4	1.75	13	0	92.2	84	16	14
Kline, Stewart	.170	19	53	8	9	2	8	0	Mandich, Tom	0-0	2.35	6	1	7.2	7	2	1
Mims, Larry	.222	63	153	29	34	0	15	23	Peguero, Santo	0-2	7.19	15	0	41.1	47	20	20
Pancoski, Tracey	.146	23	41	4	6	0	1	0	Sonneberger, S.	0-3	6.59	20	0	27.1	36	20	18
Posay, Bob	.232	44	138	21	32	5	26	0	Williams, Bob	0-1	4.66	7	1	9.2	11	5	3
Posay, John	.262	76	279	33	73	4	36	1	Wilson, Chaur	4-3	2.78	14	0	90.2	88	28	22
Radzik, Matt	.000	9	10	0	0	0	0	0	Winzenread, Dick	2-2	1.78	14	0	25.1	20	3	1
Skotee, Rafael	.244	16	41	6	10	0	2	12									
Sriek, Randy	.209	72	235	24	49	0	18	8									
Viltz, Corey	.212	29	66	12	14	1	9	8									
Wallen, Walt	.200	34	110	9	22	1	11	2									
Weiler, Andy	.233	23	60	6	14	0	8	2									
Williams, Phil	.303	35	76	11	23	0	6	2									
Totals	.239	78	2474	321	592	33	276	120	Totals	41-37	3.12	78	13	661.0	603	229	224

ROOKIE LEAGUE BLUEFIELD ORIOLES (APPALACHIAN) Manager: Glenn Gulliver: 39-39 - 2nd - 3 GB

BATTERS	AVG	G	AB	R	H	HR	RBI	SB	PITCHERS	W-L	ERA	G	SV	IP	N	E	R
Alderdy, Kenneth	.276	60	239	42	66	5	32	18	Barry, Dale	5-4	3.21	11	0	70.0	59	26	27
Colavito, Steve	.228	29	79	9	18	0	8	0	Burdick, Stacy	4-3	6.75	12	0	58.2	56	44	34
Crowley, Terry	.252	59	214	34	54	0	18	10	Bushong, Chris	2-0	1.37	13	2	26.1	14	4	10
Franco, Alexis	.259	37	135	23	35	3	22	1	Carriger, Rick	4-0	2.10	12	0	51.1	36	12	10
Gomez, Leo	.352	27	86	23	31	7	28	1	Dubos, Brian	1-1	0.96	3	0	9.1	8	3	2
Goodwin, Mark	.293	50	174	25	51	2	33	0	Evans	1-0	0.00	4	1	12.0	8	3	2
Kier, Bill	.124	30	89	9	11	2	14	2	Gast, Joe	5-3	4.02	13	0	80.2	81	38	24
Klyczek, Chris	.266	4	7	2	2	0	1	0	Lopez, Craig	2-5	5.82	9	0	51.0	73	38	31
Lehman, Mike	.214	26	84	17	18	3	9	3	Ludwig, Fred	0-0	9.00	10	1	22.0	35	22	13
Lora, Julio	.218	34	119	21	26	1	13	5	Mandich, Tom	1-1	7.56	6	1	8.1	12	7	1
Mallinak, Bill	.254	43	142	17	36	1	23	3	McCall, Terrell	0-1	0.00	1	0	0.0	1	1	1
Morawski, Mark	.162	11	37	2	6	0	2	0	Michno, Tom	2-1	2.81	14	4	32.0	32	10	15
Nowak, Matt	.258	50	163	31	42	8	35	4	Miller, Dave	6-4	3.28	13	0	82.1	61	30	28
Pancoski, Tracey	.355	15	31	10	11	0	5	1	Severino, Ed	0-1	12.32	11	0	19.0	27	26	17
Paulino, Ernesto	.265	45	162	29	43	7	28	3	Walton, Bob	1-2	4.15	3	0	8.2	9	4	2
Sims, Kinney	.308	54	198	38	61	1	21	14	Williams, Steve	5-3	4.33	23	1	35.1	41	17	17
Wallen	.234	20	64	14	15	1	8	0									
Young, Ernie	.223	60	184	33	41	7	24	4									
Totals	.257	68	2208	379	568	48	325	69	Totals	39-29	4.30	68	11	567.0	553	271	284

ORIOLES' MAJOR LEAGUE (PROFESSIONAL) DRAFT SELECTIONS, 1953 thru 1985

1954. . . . Chuck Diering, of (\$15,000)	1963. . . . Jim Jankow, p (\$8,000)
1955. . . . Bob Boyd, 1b (\$10,000)	1964. . . . Byron Randolph, p (\$8,000)
1956. . . . Tommy Patton, c (\$10,000)	1965. . . . Moe Drabowsky, p (\$25,000)
1957. . . . Bert Hamric, of (\$15,000)	1966. . . . Owen Johnson, c (\$25,000)
1960. . . . Hank Foiles, c (\$25,000)	1967. . . . Elrod Hendricks, c (\$25,000)
1961. . . . Billy Short, p (\$25,000)	1968. . . . Larry Miller, p (\$25,000)
1962. . . . Dave May, of (\$12,000)	1969. . . . Tom Shopay, of (\$25,000)
1963. . . . Lou Jackson, of (\$25,000)	1970. . . . Mike Johnson, of (\$25,000)
1964. . . . Mike Fiore, 1b (\$8,000)	1971. . . . Mike Dimmel, of (\$25,000)
1965. . . . Gene Brabender, p (\$25,000)	1972. . . . Andy Replogle, p (\$25,000)
1966. . . . Gene Brabender, p (\$25,000)	
1967. . . . Gene Brabender, p (\$25,000)	
1968. . . . Gene Brabender, p (\$25,000)	
1969. . . . Gene Brabender, p (\$25,000)	
1970. . . . Gene Brabender, p (\$25,000)	
1971. . . . Gene Brabender, p (\$25,000)	
1972. . . . Gene Brabender, p (\$25,000)	
1973. . . . Gene Brabender, p (\$25,000)	
1974. . . . Gene Brabender, p (\$25,000)	
1975. . . . Gene Brabender, p (\$25,000)	
1976. . . . Gene Brabender, p (\$25,000)	
1977. . . . Gene Brabender, p (\$25,000)	

The major league draft is held annually at baseball's winter meetings, and is followed with a separate selection by National Association clubs from class A to A levels. . . . Until 1958 major league clubs could draft players within a range between \$15,000 (for AAA players) and \$25,000 (for class D players) . . . In 1959 the price for big league drafts rose to \$25,000.

However, in 1959, a first year player draft at the big league level was set up to discourage the payment of inordinately large bonus payments to free agents. The new rule provided that first year players could be selected at the major league level (if not protected on a major league team's 40 man roster) for \$12,000. In 1961 an even lower draft price was set up for more recent first year players. That figure was \$8,000.

That year, incidentally, the Baltimore organization set a record of sorts by being relieved of 19 eligible first year players (seven during the big league selections and 11 more during the minor league draft). In 1965 the first year player draft began to lose its significance and then disappeared in 1970.

CLYDE KLUTTZ MEMORIAL AWARD

Named in honor of the Orioles' director of player development who died in May, 1979, the CLYDE KLUTTZ MEMORIAL AWARD is presented annually to the Baltimore organization player "who best exemplified Clyde's integrity, desire, dedication, and loyalty to the game of baseball and the Baltimore Orioles." Clyde had spent 41 years in baseball when he passed away at the age of 61.

The winners of the Kluttz Award to date: 1979-Tom Eaton (2b); 1980-Cal Ripken, Jr. (3b); 1981-Victor Rodriguez (2b); 1982-John Shelby (of); 1983-Mike Boddicker (p); 1984-Al Pardo (c); 1985-John Habyan (p). The 1986 winner will be announced in April.

ORIOLES HALL OF FAME

The Orioles Hall of Fame, created in 1977 to honor those who have made exceptional contributions to the franchise since Baltimore returned to the major leagues in 1954, comprises 14 members. In all likelihood there will be up to two more members when the results of the annual late winter election are known.

Previously elected members (year elected in paren):

Brooks Robinson, 3b ('77)	Mark Belanger, ss ('83)
Frank Robinson, of ('77)	Earl Weaver, mgr ('83)
Dave McNally, 1hp ('78)	Paul Blair, of ('84)
Boog Powell, 1b ('79)	Paul Richards, mgr ('84)
Gus Triandos, c ('81)	Milt Pappas, rhp ('85)
Luis Aparicio, ss ('82)	Jim Palmer, rhp ('86)
Mike Cuellar, 1hp ('82)	Ken Singleton, of ('86)

The Orioles Hall of Fame was a creation of the Oriole Advocates and the brain child of a couple of their distinguished past presidents, **Allen Barrett** and **Jack Buckley**, back in 1977. That organization continues to administer the annual election. This year the president of the Oriole Advocates Hall of Fame Committee is **Ray Weinstein**.

To become a member, a candidate must be mentioned on 75% of the ballots cast by selected sports reporters and Orioles officials as well as veteran members of the Oriole Advocates. To qualify for nomination, he must have spent at least three seasons with the Orioles and must be one year removed from the capacity in which he is being considered.

ORIOLES ENSHRINED AT COOPERSTOWN

Six "modern" ('54-'87) Orioles have been elected to the Baseball Hall of Fame at Cooperstown, New York—five of them in the last six years (year of induction and percentage of votes received are in paren):

Robin Roberts ('76, 87%)
Frank Robinson ('82, 89%*)
Brooks Robinson ('83, 92%*)
George Kell ('83, Veterans Committee Selection)
Luis Aparicio ('84, 85%)
Hoyt Wilhelm ('85, 84%)

Additionally, there are 15 others enshrined in the Hall, men who played and/or managed here during Baltimore's rich baseball past (position in paren):

Frank "Home Run" Baker (3b)	Wee Willie Keeler (rf)
Charles "Chief" Bender (p)	Joe Kelley (of-if)
Roger Bresnahan (c)	Rube Marquard (p)
Dan Brouthers (1b)	Joe "Iron Man" McGinnity (p)
Wm. "Candy" Cummings (p)	John McGraw (3b, mgr)
Robert M. "Lefty" Grove (p)	Wilbert Robinson (c, mgr)
Rogers Hornsby (2b)	George Herman "Babe" Ruth (of)
Hughie Jennings (ss)	

3-OTHERS: There are three other Hall of Famers who represented Baltimore ballclubs in non-playing and non-managing capacities:

George Weiss, a one-time International League Orioles general manager who later immortalized himself as g.m. of the Yankees . . . **Luke Appling**, a Hall of Fame shortstop for the White Sox, who coached for the O's one year ('63). And, the late **Burleigh Grimes**, the famed spitball pitcher who won 270 games in the majors and who scouted for the O's from 1960-1971.

NOTES: John McGraw had a .334 lifetime batting average in 16 big league seasons, but was elected to the Hall of Fame primarily because of his achievements as a manager. . . . **Rube Marquard** pitched only 27 innings for the Orioles ('29), but he lived here for nearly 60 years before he died in '80. "Chief" Bender did most of his pitching for the Philadelphia A's for whom he was 206-111. In his one full year in Baltimore, pitching for the Outlaw Federal League Terrapins, he was only 4-16.

Baltimore-born **Babe Ruth** signed his first pro contract with **Jack Dunn Sr.** in 1914 and made his debut with the Orioles that year as a pitcher. He was, of course, elected to the Hall as an outfielder . . . Other native Marylanders in the Hall of Fame include **Baker, Grove**, and three who never played for the Orioles: **Jimmie Foxx** (Sudlersville), **Judy Johnson** (Snow Hill) and **Al Kaline** (Balmer).

*Elected in 1st year of eligibility

RULES OF INTEREST

TRADING AND WAIVER REGULATIONS: Player assignments may be made within a major league or between major leagues **without waivers** at any time **except** between August 1 and the day following the final day of the regular season (5 p.m. et). Thus, July 31 has replaced June 15 as the trade deadline.

Waivers are required for assignments to National Association clubs at all times **except** for optional assignments within three years of the date the player first reported to the major leagues.

FREE AGENCY: Six years major league service required for eligibility. Reentry draft has been abolished.

By Dec. 7, player's former club must offer to arbitrate or it becomes eligible to sign player . . . By Dec. 19, player must accept offer or on Jan. 1 former club becomes ineligible to sign the player until May 1.

SALARY ARBITRATION: Three years major league service required for eligibility . . . Maximum cut rules do not apply if, in immediately preceding year, player won arbitration increase of over 50%.

TERMINATION PAY: One full season's pay if player released opening day or later. Thirty days pay for player who is released on the 16th day before opening day or earlier. If player is released after that 16th day prior to opening day he receives one additional day's pay (over the 30 days) for each additional day. In other words, if he were released the day before opening day, player would receive 45 days pay.

SUSPENDED GAME RULE: A game terminated for any of the following reasons will be suspended game **IF** it has progressed far enough to be an official game (i.e. 4-1/2 or 5 innings):

- (1) A curfew imposed by law
- (2) A pre-arranged time limit
- (3) Darkness where local law prohibits turning on the lights or where lights are not available.

Light Failure: A game terminated by light failure or malfunction of a mechanical device under the control of the home club will be a suspended game anytime after it starts.

Inning in Progress (added in '80): If weather forces the termination of a legal game while an inning is in progress, it will become a suspended game if either of the following conditions exists:

- (1) The **visiting team** has scored one or more runs to tie the game, and the **home team** has not scored.
- (2) The **visiting team** has scored one or more runs to take the lead and the **home team** has not tied the score or taken the lead.

Note: If a legal game is **tied** when called because of weather and neither of the above situations prevails, it is a **tie game** and must be **re-played in its entirety**.

Procedures for Resumption of Play: Suspended games shall be resumed at the exact point of suspension immediately preceding the next single game between the two clubs on the **same ground**. If that is not possible, other provisions for resumption are specified in A.I. Regulation 5.2 (c).

CURFEW: No inning may start after 1:00 A.M., but any inning that begins prior to 1 A.M. may be played to completion. Curfews shall be waived for the final series of the season in each of the parks of the contesting teams.

SAVE RULE: Credit a pitcher with a save when he is the **finishing**, but not the **winning** pitcher, and when he qualifies under one of the following conditions:

- (1) He enters the game with a lead of no more than 3 runs and pitches for at least one inning, or
- (2) He enters the game with the potential tying run either on base, at bat or on deck, or
- (3) He pitches effectively for at least 3 innings regardless of his club's lead.

The current rule was adopted in 1975. Saves became official for the first time in '69. The original rule was amended in '73 and revised again in '75.

BATTING/ERA TITLE QUALIFICATIONS: 502 or more plate appearances/162 or more innings pitched.

RULES OF INTEREST (Cont.)

ROOKIE AWARD QUALIFICATIONS: A player is considered a rookie unless, during a previous season or seasons, he has:

- (1) exceeded 130 at bats or 50 innings pitched in the major leagues, or
- (2) accumulated more than 45 days on the active roster of a big league club(s) prior to Aug. 31.

CONSECUTIVE GAME STREAKS: A consecutive-game hitting streak shall not be terminated if all the player's plate appearances (one or more) result in a walk, hit by pitch, defensive interference or a sacrifice bunt. The streak shall terminate, however, if the player has a sacrifice fly and no hit.

The player's individual consecutive-game hitting streak shall be determined by the consecutive games in which the player appears and is not determined by his club's games.

ORIOLE ADVOCATES

The Oriole Advocates, Inc., a non-profit organization dedicated to promoting and stimulating interest in the game of baseball at both the amateur and professional levels, was unique when it was created in July, 1960 and remains so today, 27 years later.

The membership of the Advocates comprises some 75 men and women drawn from a broad cross-section in the Baltimore area.

Through the years, the Advocates have made substantial financial contributions, primarily to youth organizations; have played a leading role in the restoration of Babe Ruth's birthplace at 216 Emory Street, and its conversion into a Babe Ruth and Orioles Museum; and, in 1977, established the Orioles "Hall of Fame."

The organization has also served as an essential right arm of the Orioles' Public Relations and Marketing Departments. Probably the biggest contribution of all in that area has been the formation and annual administration of the "Junior Orioles" program.

Originated in '63 with an enrollment of 75 youngsters, the Junior Orioles grew to a record 20,000 members by '77. It is a high-quality "knothole" program, and a huge undertaking requiring much care, time and effort.

Among a wide variety of other activities, the Oriole Advocates also serve as distributors of Orioles souvenirs on "giveaway" days at the ballpark, assuring that all eligible fans receive the items to which they are entitled.

The Oriole Advocates don't get paid for anything they do. They are all volunteers, constantly demonstrating just how important are the qualities of competence and dedication.

The organization's 1987 officers: President—**Burke L. Barrett** . . . 1st Vice-President—**Jack Gray** . . . 2nd Vice-President—**Daniel J. March** . . . Treasurer—**Wayne L. Heckrotte** . . . Secretary—**Robert V. Bates** . . . Immediate Past President—**Peck Minder** . . . The Board of Directors includes: **Fred J. Adkins, Bernard B. Lochte, Ray Weinstein.**

Among the major committee chairmen are: **Thomas Hessenauer** (Junior Orioles), **Lochte** (Membership), **Weinstein** (Hall of Fame), and **Fredrick S. Goodwin** (Special Events & Special Ass't to the President).

ORIOLES "DESIGNATED HITTERS"

The Orioles "Designated Hitters" have been selling Orioles season tickets for the past eight years (starting '80) and, in that period, the pre-season sale has jumped dramatically from 1,623 in '79 to a more than 11,000. Final 1987 figures will not be available until well after this media guide has gone to press since the season ticket "selling season" continues right up to opening day.

Membership in the "DH's" is expected to comprise about 65 members in '87; men and women who live and work within the Orioles drawing area (Birdland).

To achieve membership candidates must meet required sales minimums. The formula is based on a blend of new sales and renewals, and everyone must requalify each year.

In '86, **Glenn Babcock, Jennifer Sciafani** and **Howard Weinberg** were the leading veteran members in sales while **Valerie Stewart** and **Lou Hurwitz** were "co-rookies of the year."

Incentives for members this year include: the annual weekend outing to the O's spring training headquarters in Miami and a special custom "DH" blazer for all qualifiers.

DESIGNATED HITTERS (Cont.)

And, for those at the very top of the sales ladder, mid-summer junkies to both the All-Star Game in Oakland and to the Orient (Hong Kong, Japan, China) are scheduled.

The "Designated Hitters" organization, patterned after the Kansas City Royals' highly successful "Royal Lancers," was founded in September '79 by then Baltimore City Mayor **William Donald Schaefer** and a select group of Baltimoreans working closely with the Orioles front office.

The idea was to enlist the talents of successful people from the business community to serve as the main season ticket sales force in an effort to expand the Orioles season ticket base. In 8 short years, should the '87 goal be met, the O's season ticket sales will have increased more than 700%.

Along with former Mayor Schaefer, the "founding fathers" of the "Designated Hitters" included: **Owen Daly**, **Bill Beasman** and **Chris Hartman**, the Orioles' vice-president for business affairs; **Bob Aylward**, executive director of sales and tickets; **Lou Michaelson**, and former club vice-president **Al Harazin**, now senior vice-president for the New York Mets.

The Orioles "Designated Hitter" coordinator is **Vince Dunbar**. In addition the "DH's" have their own officers (President: **Glenn Babcock**) and board of directors, as well as their own by-laws, newsletters, and social programs.

The Orioles season ticket sales figures by year: '79 (last year before DH's)—1,623 . . . '80-4,018 . . . '81-5,215 . . . '82-5,430 . . . '83-6,061 . . . '84-11,738 . . . '85-11,707 . . . '86-11,145.

BALTIMORE & WASHINGTON CHAPTERS BASEBALL WRITERS ASSOCIATION OF AMERICA

Tim Kurkjian, Morning Sun, Chairman

PAUL ATTNER, The Sporting News
KENT BAKER, Morning Sun
GORDON BEARD, Associated Press
TOM BOSWELL, Washington Post
DOUG BROWN, Evening Sun
KEVIN COWHERD, Evening Sun
KEN DENLINGER, Washington Post
JOHN EISENBERG, Morning Sun
BOB FACHET, Washington Post
JACK GIBBONS, Evening Sun
ALAN GOLDSTEIN, Morning Sun
DICK HELLER, Washington Times
JIM HENNEMAN, Evening Sun

MARK HYMAN, Morning Sun
PHIL JACKMAN, Evening Sun
RICHARD JUSTICE, Washington Post
MARTY KAISER, Morning Sun
MIKE LITWIN, Morning Sun
BOB MAISEL, Morning Sun
JACK MANN, Evening Sun
DON MARCUS, Morning Sun
KEN PICKING, USA Today
GEORGE SOLOMON, Washington Post
JOHN STEADMAN, Evening Sun
BILL TANTON, Evening Sun

*Sports Editor

HONORARY MEMBERS

BILL AHLBERG
LEW ATCHISON
CHARLES BARBOUR
JIM ELLIOT
NEAL ESKRIDGE

LUTHER (BUS) HAM
LOU HATTER
WHEELER JOHNSON
GEORGE MINOT
SHIRLEY POVICH

MORRIS SIEGEL
FRANCIS STANN
MERRELL WHITLESS
MARTIE ZAD

PRINCIPAL RADIO-TELEVISION SPORTS COMMENTATORS

BALTIMORE

TELEVISION: WMAR (Ch. 2)—**JACK DAWSON** and **SCOTT GARCEAU** . . . WJZ (Ch. 13)—**JOHN BUREN** (S.D.) and **PAUL SHERRY** . . . WBAL (Ch. 11)—**VINCE BAGU** (S.D.) and **CHRIS THOMAS**.

RADIO: WCBM (680)—**PHIL WOOD** and **TOM DAVIS** . . . WFBR (1300)—**CHARLIE ECKMAN**, **TOM MARR**, and **STAN CHARLES** . . . WBAL (1090)—**JEFF RIMER** (S.D.) and **STAN WHITE** . . . WCAO (600)—**BOB BARTEL** . . . WPOC-FM (93.1)—**TED PATTERSON** (S.D.) . . . WWIN (1400)—**BILLY TAYLOR** . . . WYST (1010)—**SCOTT HARRIS** (S.D.).

WASHINGTON

TELEVISION: WDVM (Ch. 9)—**GLENN BRENNER** (S.D.) and **KEN MEASE** . . . WRC (Ch. 4)—**GEORGE MICHAEL** (S.D.) . . . WJLA (Ch. 7)—**FRANK HERZOG** (S.D.) . . . WTTG (Ch. 5)—**JOE FOWLER**.

RADIO: WTOP (1500)—**HARVEY SMILOVITZ** . . . WMAL (630)—**KEN BEATRICE** (S.D.) and **JOHNNY HOLLIDAY** . . . WWRC (98)—**BOB GOTKIN** (S.D.) . . . WHUR-FM (96.3)—**GREG MOSSO** and **GLENN HARRIS**.

Orioles Play-by-Play Broadcasts

ANNOUNCERS

WMAR TELEVISION (CH. 2)

Chuck Thompson and **Brooks Robinson**

WCBM RADIO (680 AM)

Jon Miller and **Jack Wiers**

HOME TEAM SPORTS (CABLE)

Mel Proctor, **John Lowenstein**, **Tom Davis**, **Rex Barney**

WMAR is in its 9th year of carrying Orioles baseball. WMAR and the O's signed their original 4-year agreement after the '78 season, extended that another 2 years and are currently in the 3rd year of a 3-year contract. That station will televise 5 spring training exhibition games (Mar. 15, 22, 27, 28, Apr. 1) and 40 regular season games (4 home, 36 road) in '87.

In addition, an Orioles television network including the following stations will carry major portions of the WMAR television schedule: WDCA (Ch. 20), Washington, D.C. . . . WBOC (Ch. 16), Salisbury, MD . . . WPMT (Ch. 43), York, PA . . . WAYK (Ch. 56), Melbourne, FL . . . WTVZ (Ch. 33), Norfolk, VA . . . WRLH (Ch. 35), Richmond, VA . . . WJPR (Ch. 21), Roanoke, VA . . . WLFL (Ch. 22), Raleigh-Durham, NC . . . WNRW (Ch. 45), Greensboro/Winston-Salem, NC . . . WNFT (Ch. 46), Jacksonville, FL . . . WSCV (Ch. 51), Miami, FL.

Full Season Sponsors: Anheuser-Busch, Inc., C&P Yellow Pages, Nissan and Baltimore Area Nissan Dealers, Jiffy Lube, Jerry's Chevrolet, Mid-Atlantic Milk Marketing Association.

WCBM begins its first year as the radio voice of the Orioles after signing a 3-year contract to broadcast the O's thru '89. This will be WCBM's second stint as the Orioles' flagship station as they held that position during the club's first three years in Baltimore ('54 thru '56). In addition to 17 spring training games (see exhibition schedule), WCBM will carry all 162 regular season games.

WCBM is the flagship station of a network comprising approximately 70 stations including WTOP (News Radio 15) in Washington, WOYK in York, PA, plus others in Maryland, Delaware, Pennsylvania, Virginia, West Virginia, North Carolina and Florida.

Full Season Sponsors: Amoco, Miller Brewing, Fox Chevrolet, RCA, Cottman Transmission, Firestone, Ridge Lumber, Metro Auto Parts, Burger King, Chase Bank of Maryland.

HOME TEAM SPORTS is available to cable systems in the six-state "Capital Region" (All of Maryland, Virginia, Delaware and parts of North Carolina, West Virginia and Pennsylvania).

HTS, owned and operated by Group W Satellite Communications (GWSC), will televise 90 Orioles' games this year including 5 spring training games (Mar. 8, 12, 23, Apr. 2, 4) 65 home games and 20 on the road.

Home Team Sports, which operates out of Washington, D.C., also televises Washington Bullets, Washington Capitals and Baltimore Blast games, plus many more major professional, collegiate and high school events of both national and regional interest.

Full Season Sponsors: Baltimore-Washington Subaru Dealers, Strohs, Giant Food, Maryland State Lottery, All-Star Dodge, All-State Leasing, Lennox Industries, Foot Locker, Cellular One.

ANNOUNCERS

REX BARNEY

Rex returns for his 4th season with Home Team Sports. Known as the "Voice of Memorial Stadium" since '70, he will continue to handle the stadium's public address announcing, when it doesn't conflict with his HTS work.

Rex, who also served as the stadium public address announcer for the Baltimore Colts from '69 to '83, has hosted a variety of radio sports shows in Baltimore including his current role as host of the Orioles post-game show.

A former major league pitcher himself, Barney played with the Brooklyn Dodgers for six seasons ('43, '46-'50). He appeared briefly with the Dodgers in '43 before being called into the service for three years of military duty. He returned to the Dodgers in '46 and compiled a career record of 35-31. His best season came in '48, when he won 15 games, including a 2-0 no-hit victory over the New York Giants.

REX BARNEY (Cont.)

He began his broadcasting career in '52 in New York City. He did Mutual Radio's Game of the Day from '55 to '57, and also broadcast games in the New York area for WOR-TV.

In '82 and '83, he served as color commentator for 16 Orioles' telecasts on subscription television. A native of Omaha, Nebraska, Rex resides just a half-mile from Memorial Stadium.

TOM DAVIS

Baltimore native Tom Davis will host the HTS pre- and post-game show and provide in-game score updates, duties he has handled the past 2 seasons for HTS. He has handled various on-air assignments for HTS including play-by-play for the Orioles and college basketball, in-studio talk shows, pre-game host of hockey telecasts, coverage of the Washington Redskins, boxing and college football.

The 39-year-old Davis has spent 16 years on the Baltimore sports scene. He has been named "Baltimore Sportscaster of the Year" in '78, '84 and '85. Davis gained national exposure with ABC-TV as a sideline reporter during United States Football League telecasts and with the Mutual Broadcasting System as a sports anchor and college football play-by-play man.

Last fall he also handled play-by-play of several NFL games for NBC-TV as well as NBC and Mutual radio.

A graduate of the University of Baltimore, Davis began his career as a sports reporter at WBAL radio in '71. He later worked as a part-time sports anchor at WJZ-TV and WBAL-TV and can still occasionally be seen on WBAL on weekends. In '75, he began anchoring the sports on WCBM radio and has been there the past 11 years. During his early years at WCBM, Davis handled the play-by-play of Baltimore Colts pre-season games and filled in during a number of regular season games.

He can currently be heard mornings on WCBM. He and his wife, Linda, have two children. They reside in Baltimore.

JOHN LOWENSTEIN

Former Oriole John Lowenstein returns for his 3rd season as color commentator for Home Team Sports. He played his last game for the Orioles on May 4, '85 and later that month began his sportscasting career calling the Orioles games on HTS. His insight and humor are key elements of the telecasts.

Lowenstein's major league career began in '70 with the Cleveland Indians. He remained with Cleveland until '78 when he was traded to the Texas Rangers. After one year at Texas, Lowenstein was sold to Baltimore where he spent seven years with the Orioles.

John compiled a .253 (3476-881) lifetime batting average in 1,368 big league games. His best season came in '83, when he batted .320 (322-103) with 24 home runs and 66 rbi in 122 games for the World Champion O's while platooning with Gary Roenicke. The duo combined to produce a .292 average (612-179) with 35 home runs and 131 rbi.

John and his wife, Barbara, reside in Las Vegas, Nevada.

YEAR CLUB	AVG.	G	AB	R	H	2B	3B	HR	RBI	BB	SO	SB	CS	HP
1968 Waterbury—1	.000	3	2	0	0	0	0	0	0	1	1	0	0	0
Reno	.328	48	164	22	53	8	2	7	38	22	42	8	3	1
1969 Reno	.284	26	67	7	19	4	2	1	11	11	13	5	1	1
1970 Wichita	.295	108	369	69	109	15	6	18	52	59	64	10	10	3
Cleveland	.256	17	43	3	11	3	1	1	6	1	9	1	0	0
1971 Wichita	.320	37	125	27	40	8	0	8	24	24	30	4	3	2
Cleveland	.186	58	140	15	26	5	0	4	9	16	28	1	5	0
1972 Cleveland	.212	68	151	16	32	8	1	6	21	20	43	2	4	0
1973 Cleveland	.292	98	305	42	89	16	1	6	40	40	23	5	3	0
1974 Cleveland	.242	140	508	65	123	14	2	8	48	53	85	36	17	2
1975 Cleveland	.242	91	265	37	64	5	1	12	33	28	28	15	10	0
1976 Cleveland—2	.205	93	229	33	47	8	2	2	14	25	35	11	8	0
1977 Cleveland—3	.242	81	149	24	36	6	1	4	12	21	29	1	8	0
1978 Texas—4	.222	77	176	28	39	8	3	5	21	37	29	16	3	2
1979 Baltimore	.254	97	197	33	50	8	2	11	34	30	37	16	4	1
1980 Baltimore	.311	104	196	38	61	8	0	4	27	32	29	7	3	0
1981 Baltimore	.249	83	189	19	47	7	0	6	20	22	32	7	6	1
1982 Baltimore	.320	122	322	69	103	15	2	24	66	54	59	7	6	1
1983 Baltimore	.281	122	310	52	87	13	2	15	60	49	55	2	1	1
1984 Baltimore	.237	105	270	34	64	13	0	8	28	33	54	1	0	1
1985 Baltimore	.077	12	26	0	2	0	0	0	2	2	3	0	0	0
M.L. Totals	.253	1368	3476	510	881	137	18	116	441	446	596	128	78	9
GWRBI: 79.3; '80.5; '81.4; '82.9; '83.9; '84.3; '85.1	Total: 34.													

GWRBI: '79-3; '80-5; '81-4; '82-9; '83-9; '84-3; '85-1. Total: 34.

1-Selected by Cleveland organization in June '68 free agent draft (18th round, regular phase) ... Signed on 6/13/68.

2-Acquired by Toronto Blue Jays from Cleveland in deal for outfielder Rico Carty on 12/6/76 ... Reacquired by Indians from Blue Jays in deal for infielder Hector Torres on 3/28/77.

3-Acquired by Texas Rangers from Blue Jays in deal for outfielder Willie Horton and pitcher David Clyde on 3/28/78.

4-Contract purchased by Orioles from Texas for \$20,000 waiver price on 11/27/78.

League Championship Series Record

YEAR CLUB	AVG.	G	AB	R	H	2B	3B	HR	RBI	BB	SO	SB	CS	HP
1979 Bal. vs. Cal.	.167	4	6	2	1	0	0	1	3	2	2	0	0	0
1983 Bal. vs. Chi.	.167	2	6	0	1	1	0	0	2	1	2	0	0	0
L.C.S. Totals	.167	6	12	2	2	1	0	1	5	3	4	0	0	0

World Series Record

YEAR CLUB	AVG.	G	AB	R	H	2B	3B	HR	RBI	BB	SO	SB	CS	HP
1979 Bal. vs. Pit.	.231	6	13	2	3	1	0	0	3	1	3	0	0	0
1983 Bal. vs. Phil.	.385	4	13	2	5	1	0	1	1	0	3	0	0	0
W.S. Totals	.308	10	26	4	8	2	0	1	4	1	6	0	0	0

JON MILLER

Jon Miller starts his 5th season on the Orioles' radio network after 3 years as a radio play-by-play announcer for the Boston Red Sox. His major league baseball experience also includes radio and television with the Texas Rangers in '78 and '79 and with the Oakland A's in '74. He broadcast his first major league game at age 22 with the A's.

During the '86 season, Jon was granted a leave of absence from several Oriole games to call the action for NBC-TV's Saturday afternoon coverage of major league baseball.

Jon has an extensive background in basketball, soccer and hockey during his 15 years in broadcasting. He did 10-15 games a season for the NBA's Golden State Warriors from 1979-82 and prior to that, was the voice of University of San Francisco basketball for 5 years. He has also announced MISL games for the San Jose Earthquakes and did both television and radio for the Washington Diplomats of the North American Soccer League in '77. He's broadcast soccer for the CBS, TVS and Satelcast networks.

A renowned mimic, Jon can be heard to imitate such outstanding baseball announcers as Al Michaels, Vin Scully and Chuck Thompson during breaks in the action (rain delays, etc.). Popular on the banquet circuit in the off-season, Jon attended numerous such functions across the country last winter.

In '86, he was named "Baltimore's Best Radio Sports caster" by Baltimore Magazine and "Best Play-by-Play Broadcaster" by Washingtonian Magazine.

A native of the San Francisco Bay area, Jon now lives in Cockeysville, MD.

MEL PROCTOR

Mel is in his 15th year as a broadcaster, 4th as the Orioles' play-by-play announcer for Home Team Sports. Mel, who handles a variety of on-air assignments for HTS including play-by-play for Washington Bullets basketball telecasts and college football, is one of the busiest broadcasters in the business.

In addition to his work with HTS, he can be heard calling NFL games for NBC television and radio, college football and pro and college basketball for Turner Broadcasting. He also does selected Bullets games for Channel 20 in Washington, D.C. (those not televised by HTS).

Last summer, Mel took a short break from Orioles baseball to handle play-by-play of TBS's coverage of the United States Men's basketball team in the Goodwill Games in Spain.

He began his career as sports director at the CBS-TV affiliate in Hawaii (KGMB) from '73 until '78. While there, he worked the microphone for Hawaii Islanders (AAA) baseball, University of Hawaii football and basketball, and did one season for the Hawaiians of the World Football League.

He came to work in the Nation's Capital for the first time in '78 when he began a five-year stint as play-by-play announcer for Washington Bullets basketball on flagship station, WTOP-AM. During the Bullets' off-seasons, Mel worked in Arlington, Texas as the TV and radio voice of the Texas Rangers. In '82 and '83, he supplemented his work with the Bullets by doing college basketball games for NBC-TV for two seasons.

MEL PROCTOR (Cont.)

For two seasons ('83-'84 and '84-'85), Mel served as the play-by-play man for the NBA's New Jersey Nets. At that time, he also began providing the commentary for the NFL "Game of the Week" for the Mutual Broadcasting System.

A native of Denver, CO, Mel resides in Columbia, MD with his wife, Julie, and their children, Bill and Maile.

BROOKS CALBERT ROBINSON JR.

HALL OF FAME: See page 77.

PERSONAL: Brooks is doing color commentary on the Orioles' television network with Chuck Thompson for the 10th straight year. He is also active as vice-president of Shapiro Robinson and Associates* and as a special assistant with Crown Central Petroleum Company.

Brooks and his wife, **Connie**, a former United Airlines flight attendant whom Brooks met on a Orioles' charter flight (K.C. to Boston) in '59, have been married for 26 years. They live in Lutherville, MD (north of Baltimore) with their four children: **Brooks David** (7/24/61), **Chris** (2/22/63), **Michael** (3/11/64) and **Dianna** (2/22/68).

Brooks' uniform #5 was officially retired on opening day, '78, the year after he retired. **Frank Robinson's** #20, **Earl Weaver's** #4 and **Jim Palmer's** #22 are the only other numbers that have been retired by the Orioles.

BIG LEAGUE CAREER: Brooks officially spent 20 years and 72 days as a player in the American League, spanning 23 seasons.

He played in 2,896 major league games, all of them with the Orioles, 8th on the all-time list (**Pete Rose** leads at 3,562).

Only **Carl Yastrzemski** (3,308) and **Ty Cobb** (3,033) have played more American League games, and only 3 others in history have played more with one franchise: **Yastrzemski** (3,308), **Hank Aaron** (3,076) and **Stan Musial** (3,026).

Durability: Played in 97% of all Orioles games from July 9, '59 (when he returned from the minors for the last time) thru May 16, '76, a period of more than 16 1/2 years . . . Played at least 153 games in 14 of 15 years from '60 thru '75).

In the Orioles' 33-year history, only three other third basemen have played as many as 200 games at third base (**Doug DeCinces**-792, **Rich Dauer**-242, **Floyd Rayford**-203).

Opening Days: Started 20 consecutive opening day games for the Orioles from '57 thru '76 and batted .316 (79-25) with 6 home runs and 17 rbi.

Home Runs/RBI: Led A.L. in rbi (118) in '64 and also achieved career high of 28 home runs that year . . . Hit 17 or more homers nine times, 11 or more 11 times . . . His last year in double figures was '71 when he hit 20 . . . Holds the record for most lifetime homers in Memorial Stadium (139) . . . Had 6 career grand slams, 4 of them in Baltimore.

Hitting: Hit most home runs (37) and drove in most runs (167) against the Red Sox . . . Twice put together strings of 8 straight hits: July 10 thru 15, '60 and Aug. 21 thru 23, '63 . . . Holds A.L. record for most sacrifice flies, career (114).

Holds club records for games, at bats, runs, hits, doubles, triples, total bases, rbi and extra base hits . . . Has one-season mark for games (163, '61 & '64) and at bats (668, '61).

Fielding: Committed only 263 errors in 9,165 chances at 3rd base for a lifetime fielding percentage of .971 . . . Appeared in a total of 29 games at 2nd base (24) and shortstop (5) and committed only one boot in 31 tries . . . Did not play anywhere defensively but at 3rd base after '63.

Major League Lifetime Records, 3B: Highest fielding percentage, 100 or more games (.971) . . . Most seasons (23) . . . Most games (2,687) . . . Most chances accepted, excluding errors (8,902) . . . Most putouts (2,697) . . . Most assists (6,205) . . . Most double plays (618) . . . Most seasons leading league in games (8) . . . Most seasons leading league in assists (8).

American League Lifetime Records: Most seasons leading league in fielding (11) . . . Most seasons leading league in chances accepted, excluding errors (8 tie) . . . Most games season (163, '61 & '64).

*Shapiro, Robinson and Associates is a company which provides athletes comprehensive counseling and support in their professional, financial and personal lives.

Nothing is Forever: His 268th and last home run provided one of the most emotional experiences in Orioles' history. It was Apr. 19, '77 at Memorial Stadium, the O's trailed the Indians, 5-2, in the 10th. With one out and runners on 1st and 2nd, **Lee May** singled in a run. The O's now trailed by 2 as Brooks came to the plate as a pinch-hitter for **Larry Harlow**. He ran the count to "3 & 2", fouled off a number of pitches, then hit a home run into the left field stands off reliever **Dave LaRoche** to win the game, 6-5. There were only 4,826 fans at the ballpark that night, but none of them will ever forget the moment.

Signed for '77 as player-coach, but became coach exclusively on Sunday, Aug. 21, when he went on the voluntarily retired list (in Minnesota) to make room on the roster for catcher **Rick Dempsey** who was returning to duty after 6 weeks on the disabled list.

An Orioles' record regular season crowd of 51,798 attended "Thanks Brooks" Day on Sunday, Sep. 18, '77, against the Red Sox to pay tribute to the most important and beloved Oriole of modern times.

YEAR CLUB	AVG.	G	AB	R	H	2B	3B	HR	RBI	BB	SO	SB	CS	HP
1955 York-1	.331	95	354	72	117	17	3	11	67	47	64	1	—	6
Baltimore	.091	6	22	0	2	0	0	0	1	0	10	0	0	0
1956 San Antonio	.272	154	577	72	157	28	6	9	74	54	57	1	2	4
Baltimore	.227	15	44	5	10	4	0	1	1	1	5	0	0	0
1957 Baltimore	.239	50	117	13	28	6	1	2	14	7	10	1	0	1
San Antonio	.266	33	124	10	33	5	1	1	9	5	16	0	1	0
1958 Baltimore	.238	145	463	31	110	16	3	3	32	31	51	1	2	5
1959 Baltimore	.284	88	313	29	89	15	2	4	24	17	37	2	2	2
Vancouver	.331	42	163	20	54	9	2	6	30	6	14	2	1	0
1960 Baltimore	.294	152	595	74	175	27	9	14	88	35	49	2	2	0
1961 Baltimore	.287	163	668	89	192	38	7	7	61	47	57	1	3	4
1962 Baltimore	.303	162	634	77	192	29	9	23	86	42	70	3	1	1
1963 Baltimore	.251	161	589	67	148	26	4	11	67	46	84	2	3	1
1964 Baltimore	.317	163	612	82	194	35	3	28	118	51	64	1	0	4
1965 Baltimore	.297	144	559	81	166	25	2	18	80	47	47	3	0	2
1966 Baltimore	.269	157	620	91	167	35	2	23	100	56	36	2	3	5
1967 Baltimore	.269	158	610	88	164	25	5	22	77	54	54	1	3	4
1968 Baltimore	.253	162	608	65	154	36	6	17	75	44	55	1	1	4
1969 Baltimore	.234	156	598	73	140	21	3	23	84	56	55	2	1	3
1970 Baltimore	.276	158	608	84	168	31	4	18	94	53	53	1	1	4
1971 Baltimore	.272	156	589	67	160	21	1	20	92	63	50	0	0	3
1972 Baltimore	.250	153	556	48	139	23	2	8	64	43	45	1	0	2
1973 Baltimore	.257	155	549	53	141	17	2	9	72	55	50	2	0	3
1974 Baltimore	.288	153	553	46	159	27	0	7	59	56	47	2	0	3
1975 Baltimore	.201	144	482	50	97	15	1	6	53	44	33	0	0	1
1976 Baltimore	.211	71	218	16	46	8	2	3	11	8	24	0	0	1
1977 Baltimore	.149	24	47	3	7	2	0	1	4	4	4	0	0	0
M.L. Totals	.267	2896	10654	1232	2842	482	68	268	1357	860	989	28	23	53

1—Signed by Baltimore as free agent on 6/1/55.

League Championship Series Record

YEAR CLUB	AVG.	G	AB	R	H	2B	3B	HR	RBI	BB	SO	SB	CS	HP
1969 Bal. vs. Min.	.500	3	14	1	7	1	0	0	0	0	0	0	0	0
1970 Bal. vs. Min.	.583	3	12	3	7	2	0	0	1	0	1	0	0	0
1971 Bal. vs. Oak.	.364	3	11	2	4	1	0	1	3	0	1	0	0	0
1973 Bal. vs. Oak.	.250	5	20	1	5	2	0	0	2	1	1	0	0	0
1974 Bal. vs. Oak.	.083	4	12	1	1	0	0	0	1	1	0	0	0	0
L.C.S. Totals	.348	18	69	8	24	6	0	2	7	2	3	0	0	0

World Series Record

YEAR CLUB	AVG.	G	AB	R	H	2B	3B	HR	RBI	BB	SO	SB	CS	HP
1966 Bal. vs. L.A.	.214	4	14	2	3	0	0	1	1	1	0	0	0	0
1969 Bal. vs. N.Y.	.053	5	19	0	1	0	0	0	2	0	3	0	0	0
1970 Bal. vs. Cin.	.429	5	21	5	9	2	0	2	6	0	2	0	0	0
1971 Bal. vs. Pitt.	.318	7	22	2	7	0	0	0	5	3	1	0	0	0
W.S. Totals	.263	21	76	9	20	2	0	3	14	4	6	0	0	0

All-Star Game Record

YEAR CLUB	AVG.	G	AB	R	H	2B	3B	HR	RBI	BB	SO	SB	CS	HP
1960-74	.289	18	45	5	13	0	3	1	5	2	4	0	0	1

CHUCK THOMPSON

A veteran of 45 years of broadcasting, Chuck Thompson is in his 28th season as a play-by-play announcer for the Orioles. At the end of the '82 season, Chuck decided to curtail his broadcast schedule and in '87 he'll team once again with Brooks Robinson to do games on television only.

Chuck began his announcing career in 1939 at WEEU in Reading, PA . . . Three years later he became a staff announcer for WIBG in Philadelphia, where he covered Temple University football.

CHUCK THOMPSON (Cont.)

After seeing combat in three major European campaigns for the U.S. Army in World War II, he returned to Philadelphia to describe the action of the Phillies and A's, Warriors, Eagles and Rockets (ice hockey).

He came to Baltimore in 1949 to do play-by-play for the International League Orioles, the Baltimore Bullets, U.S. Naval Academy football and the Colts in the All-America Conference.

In 1955, Chuck joined the National Brewing Company's team of announcers and during 24 years of that association did American League Orioles baseball for 19 years ('55-'56 and '62 thru '78), Colts football, Washington Senators baseball ('57-'61) and the NBC-TV "Game of the Week" ('59-'60).

He has been named the outstanding sportscaster in Maryland by the National Sportscasters and Sportswriters Association on numerous occasions. A golfing and fishing enthusiast, Chuck has 3 children and 5 grandchildren. He resides in Timonium.

JACK WIERS

A newcomer to Baltimore, Jack Wiers begins his first year on the Orioles radio broadcast team. With 14 years of experience in radio and television behind him, Jack comes to the Orioles from KKUA radio in Honolulu, Hawaii where he had been the voice of the Hawaii Islanders, the Pittsburgh Pirates affiliate in the Pacific Coast League (AAA), for the past three years.

In addition to his work with the Islanders, he had also served as the sports anchor and executive sports producer at KHON-TV in Honolulu since 1981.

He began his broadcasting career in '73 as the radio/TV voice of the baseball, football and basketball teams at Southern Illinois University in Carbondale, before graduating in '75 (three years after Oriole outfielder Jim Dwyer).

In the six years that followed before he left the mainland for Hawaii, Jack had stints as television sports anchor at WTWO-TV in Terre Haute, Indiana, WOC-TV in Davenport, Iowa and WQAD-TV in Moline, Illinois. While at WQAD, he won Associated Press awards for Illinois' "Best TV Sports casting" and "Best TV News Feature" in '81 and "Best TV Sports Reporting" in '80.

He has done color commentary on Big Ten basketball telecasts as well as work for the University of Iowa Football Network.

Jack and his wife, Melinda, have been married seven years.

BIGGEST LIFETIME WINNERS/LOSER VS. O's

WINNERS: Though he has been retired for 20 years ('67), **Whitey Ford**, the Yankee Hall of Famer, still holds the distinction of having beaten the Orioles more than anyone else. He was 30-16 against the Birds.

Ford was one of 11 pitchers to have posted 20 or more lifetime wins against the O's in 33 Baltimore seasons. The others: "**Catfish**" **Hunter** (26-24), **Mickey Lolich** (25-19), **Billy Pierce** (23-11), **Early Wynn** and **Frank Sullivan** (both 21-8), **Jim Kaat** (21-21), **Earl Wilson** (20-9), **Luis Tiant** (20-21), **Jim Perry** (20-22) and **Camilo Pascual** (20-23).

Among currently active pitchers, the biggest winners against the O's are: **Bert Blyleven** and **Frank Tanana** (both 16-11) followed by **Tommy John** (15-16).

LOSERS: **Hunter**, the 2nd biggest winner vs. Baltimore (26), is also the biggest lifetime loser (24) . . . At one time "**Catfish**" had a 23-16 lifetime record vs. the O's, but then lost 8 of his last 11 decisions against them from '76 thru '79.

There have been 4 other 20-game losers: **Tiant** and **Jim Perry** (22 each), **Fritz Peterson** (14-21), and **Kaat** (21) . . . Other big losers were **Lolich** (19), **Gaylord Perry** (12-19) and **Sam McDowell** (9-19) . . . From a percentage standpoint, **Jim Colborn**, formerly of Brewers, Royals and Mariners, with a .150 (3-17) and **Rudy May** at .167 (3-15) rank near the bottom of the list.

Others who've had little success against Baltimore include: **Geoff Zahn** (2-11), **Matt Keough** (1-8), **Milt Wilcox** (4-12), **Jim Beattie** (3-11) and **Mike Caldwell** (3-9).

Among actives, **John** is the biggest loser (16). **Jim Slaton** (11-13), assuming he pitches in the A.L. in '87, is next followed by **Beattie**, **Blyleven**, and **Tanana** (11 each).

MANAGER AND COACHES CALVIN (CAL) EDWIN RIPKEN

Born: Dec. 17, 1935

Height: 5'11"; **Weight:** 170


Batted: R; **Threw:** R

Position: Catcher

Birthplace/Residence: Born, grew up, and still lives in Aberdeen, MD.

Tenure: This is his 31st season in professional baseball (all with Baltimore organization).

Signed Originally with: Orioles.



ORIOLES MANAGERS: Cal becomes only the 8th (the 7th non-interim) manager in the club's 34 year history. (**Luman Harris** who finished out the '61 season after **Paul Richards** resigned in late August, and Cal himself who bridged the gap for one game between **Joe Altobelli** and **Earl Weaver** in '85 were both interim skipper.)

ORIOLES MANAGERS WON-LOST RECORDS

Joe Altobelli (212-167, .559)	Billy Hitchcock (163-161, .503)
Hank Bauer (407-318, .561)	Paul Richards (517-539, .490)
Jimmie Dykes (54-100, .351)	Cal Ripken Sr. (1-0, 1,000)
Luman Harris (17-10, .630)	Earl Weaver (1480-1060, .583)

FATHER & SONS: The Orioles 1987 spring training camp will feature 3 members of the same family in uniform, a rarity matched, perhaps, only once in baseball history. That would have been 1963 when all 3 of the baseball playing Alou brothers (**Felipe**, **Matty** and **Jesus**) all trained with the Giants, and, in fact, played for San Francisco that season.

To the best of our knowledge, this will be the first time a major league manager has had two of his own sons in camp the same year. Last spring the trio suited up for the same split squad exhibition game (at Ft. Myers) March 15 against the Royals when **Billy** was called up temporarily from the O's minor league camp.

Cal Junior was a 2nd round pick in the June '78 draft while younger son, **Billy**, was chosen on the 11th round in June '82.

Cal Sr. & **Cal Jr.** have been teammates in spring training as well as in regular season for the last 6 years (starting '81) . . . There have been other such father-son relationships:

Connie (manager) and **Earle** (player) **Mack (McGillicuddy)**, Philadelphia A's ('10, '11, '14). For many years after that, **Earle** served as a coach for his father.

Jim (coach) and **Mike** (player) **Hegan**, New York Yankees ('64, '66, '67, '73).

Yogi (manager) and **Dale** (player) **Berra**, New York Yankees ('84, '85).

This year, perhaps, **Hal McRae** and his son, **Brian**, will both play for the same team (K.C. Royals), a first in baseball history as far as we know.

COACH: Cal spent 11 years on the O's coaching staff, the last 9-1/2 as 3rd base coach . . . He joined the staff in '76, replacing **George Staller** who had retired at the end of the previous season. Cal served as bullpen coach until June 27, '77 when he took over as 3rd base coach after **Billy Hunter** became manager of the Texas Rangers.

Cal was ejected 16 times during his 9-1/2 years tenure as 3rd base coach, including 4 times last year.

MANAGING: He managed for 13 plus seasons in the Orioles' farm system, '61-'74, which represents the longest tenure of any minor league skipper in Orioles history . . . **Earl Weaver** and **Joe Altobelli** are tied for 2nd, having managed 11 years each in the Birds' farm system . . . During that span, Cal managed at all levels except "rookie" league.

In 2 seasons as a player-manager he had a losing record both times, but, after retiring as a player following '62, Cal finished below .500 only once in 12 tries.

CAL RIPKEN SR (Cont.)

He won the 1st of 2 pennants at Aberdeen, SD by 12 games in '64 with a club that included 7 players who would ultimately play in the majors: **Jim Palmer, Lou Piniella, Mark Belanger, Andy Etchebarren, Eddie Watt, Dave Leonhard** and **Mike Fiore**.

That '64 club went 81-34 and Cal was the Northern League's "manager of the year" . . . Cal's Orioles 3rd base coach, **Jimmy Williams**, managed at Grand Forks, ND in the same league for the Dodgers that year.

He finished 1st again in '72 at Asheville in the AA Southern League. Preceded **Joe Altobelli** at Rochester in '69 & '70.

SCOUT: In '75, he turned to scouting, primarily at the professional level, but he also did some free agent scouting and served as a "trouble shooter" in the farm system.

PLAYING CAREER: Rip was a catcher in the O's organization although he also played some 3rd base and outfield and even pitched. He enjoyed his best year under **Earl Weaver** at Fox Cities (Appleton, WI) in '60. He became a player manager the following year.

PERSONAL: Conducts clinics in off-season and has also been involved with the Cal Ripken Baseball School at Mt. St. Mary's College (Emmitsburg, MD) in recent summers.

His brother, **Bill**, played the outfield in the Brooklyn Dodgers organization. Cal and his wife, **Vi**, were married on Nov. 30, '57 . . . They have 4 children: **Ellen Leigh** (3/22/59), **Calvin Jr.** (8/24/60), **Fred** (11/25/61), and **Billy** (12/16/64).

PLAYING RECORD

YEAR CLUB	AVG.	G	AB	R	H	2B	3B	HR	RBI
1957 Phoenix	.274	1212	398	68	109	15	6	7	83
1958 Wilson	.216	118	393	40	85	20	2	4	38
1959 Pensacola	.292	61	219	36	64	14	3	2	2
Amarillo	.203	30	69	6	14	2	0	0	0
1960 Fox Cities	.281	107	356	59	100	20	4	9	74
1961 Little Rock	.185	32	81	6	15	2	1	1	1
Leesburg	.236	52	127	20	30	3	0	1	13
Rochester	.083	11	24	2	2	0	0	1	1
1962 Appleton	.273	58	143	25	39	9	0	4	36
1963 Aberdeen	.000	2	1	0	0	0	0	0	0
1964 Aberdeen	.000	2	1	0	0	0	0	0	0
Pro Totals	.253	583	1811	262	458	85	16	28	281

CAL RIPKEN SENIOR'S MANAGERIAL RECORD

YEAR	CLUB	CLASS	LEAGUE	W-L	PCT.
1961	Leesburg, FL	D	Florida State	56- 80	.412
1962	Appleton, WI	D	Midwest	61- 63	.492
1963	Aberdeen, SD	A	Northern	65- 55	.542
1964	Aberdeen, SD	A	Northern	80- 37	.684
1965	Tri-City, WA	A	Northwest	81- 58	.583
1966	Aberdeen, SD	A	Northern	47- 22	.681
1967	Miami, FL	A	Florida State	65- 76	.461
1968	Elmira, NY	AA	Eastern	77- 63	.550
1969	Rochester, NY	AAA	International	71- 69	.507
1970	Rochester, NY	AAA	International	76- 64	.543
1971	Dallas-Ft. Worth, TX	AA	Texas	82- 59	.582
1972	Asheville, NC	AA	Southern	81- 58	.583
1973	Asheville, NC	AA	Southern	71- 69	.507
1974	Asheville, NC	AA	Southern	70- 67	.511
1985	Baltimore	Major	American	1- 0	1.000
				984-840	.538

10 TERRENCE (TERRY) MICHAEL CROWLEY

Born: Feb. 16, 1947

Height: 6'1"; **Weight:** 182

Batted, L; Threw, L

Position: First base-Designated hitter-Outfielder

Birthplace/Residence: Born and raised in Staten Island, NY, but has lived in Baltimore since '70.

Tenure: This is his 22nd season in professional baseball . . . He has spent 18 years in the Baltimore organization . . . Had 12 years, 55 days of service as a major league player.

Signed Originally with: Orioles.



COACHING: Begins his first year as the Orioles' first base coach, a move prompted when **Jimmy Williams** was assigned to replace **Cal Ripken Sr.** in the 3rd base coaching box . . . Received his first taste of coaching in the pro ranks in '84 as the O's minor league batting instructor . . . Was elevated to O's batting coach in November of that year after the retirement of **Ralph Rowe**.

MAJOR LEAGUE CAREER: Spent 12-1/2 seasons in the majors with four different clubs . . . Was with Baltimore organization '66 to '73, Cincinnati in '74 and '75, Atlanta in '76 and Baltimore again from '76 thru '82 . . . Finished playing career with Montreal in '83.

PINCH-HITTING: One of 11 players in major league history to have over 100 career pinch-hits . . . Seventh on all-time list with 109 . . . Lifetime pinch-hit average was .260 (420-109, HR-5, RBI-69, BB-53) . . . On base pct. of .353 (493-174) . . . With O's only as a pinch-hitter he batted .285 (277-79, HR-5, RBI-54, BB-32) with an on-base mark of .383 (218-87).

PINCH-HOMERS: Hit 5 lifetime pinch-hit homers including 2 grand slams off Cleveland's **Larry Andersen** at Baltimore on Sep. 9, '77 and Kansas City's **Mike Armstrong**, Aug. 8, '62.

ORIOLES LIFETIME PINCH-HIT LEADERS (THRU '86)

PINCH HITS	PINCH HITTER	PINCH HITS	PINCH HITTER
79	Terry Crowley	26	Gary Roenicke
36	Jim Dwyer	25	Russ Snyder
35	Benny Ayala	23	Ellie Hendricks
35	Bob Hale	23	Al Pilarcik
32	Bob Boyd	23	Boog Powell
32	Charlie Lau	23	Gene Woodling
30	Bob Johnson	22	Al Bumbry
30	Pat Kelly	21	Curt Motton
29	John Lowenstein	20	Tom Shopay
27	Dave Philley	20	Dick Williams

1982: Collected career pinch-hit no. 100 off Kansas City's **Dan Quisenberry** on Aug. 6 . . . Also contributed 2 of the O's record-setting 11 pinch-hit home runs that season.

BEST SEASON '80: Set personal highs in runs (30), hits (67), home runs (12) and rbi (50) . . . Hit 3rd grand slam of career off Chicago's **Lamar Hoyt** on Aug. 5 and drove in game-winning run 3 times in late innings.

ALCS/Ws: Appeared in 2 World Series with O's ('70, '79) and one with Cincinnati ('75) . . . Played in LCS each of those years . . . Hit .250 (12-3) in post-season.

'79 WORLD SERIES: Delivered the game-winning hit of game #4 in O's 9-6 win over Pittsburgh . . . Blasted a bases loaded double off Pirate reliever **Kent Tekulve** scoring tying and winning runs . . . His blow highlighted a 6-run 8th inning for the O's.

'77-'78: Was 20-for-53 (.377) as pinch-hitter for these 2 seasons . . . Played only 18 games in Baltimore in '77, but was 7-for-15 (.467) as pinch-hitter, 4th best in A.L. . . . Batted .342 (38-13) as pinch-hitter in '78, 10th best in the league.

CINCINNATI '74-'75: Was the Reds' principal pinch-hitter . . . Called on to hit 58 times each season . . . Best season was .265 (49-13) in '75.

DESIGNATED HITTER: Had a lifetime average of .262 (478-125) with 15 homers in 172 games as dh . . . Was the O's first dh ever, opening day, '73.

MINORS: Spent parts of 7 seasons in the minors . . . Had best year at Rochester in '77, his last in the minors . . . Led International League in homers (30), despite being called up to Baltimore on Aug. 12 . . . Finished 2nd in the IL "MVP" voting to Pawtucket's **Ted Cox** . . . Picked for all-star team . . . Hit .308 (403-124) that season with 80 rbi.

AMATEUR BACKGROUND: "Crow" was scouted and signed for the Orioles by **Frank McGowan, Walter Shannon** and the late **Joe Torre Sr.** . . . He enjoyed an outstanding baseball career at Staten Island's Curtis High School and later played baseball at Long Island University.

He is one of several 1st basemen to have made it to the majors from New York: **Lou Gehrig, Frank** and **Joe Torre, Joe Pepitone, Mike Fiore, Ed Kranepool** and **Curt Blefary** (born in Brooklyn) are among the others.

PERSONAL: Terry and his wife, the former **Janet Boyle**, have 4 children: **Karlen** (1/19/64), **Terry Jr.** (1/2/68), **Jimmy** (10/16/69) and **Karen** (8/29/76) . . . **Terry Jr.** is the Orioles' 8th round pick in last June's free agent draft. A shortstop, he spent all of '86 with Bluefield, the O's affiliate in the Appalachian (Rookie) League and batted .252 (214-54) in 59 games.

TERRY CROWLEY (Cont.)

YEAR CLUB	AVG.	G	AB	R	H	2B	3B	HR	RBI	BB	SO	SB	CS	IP
1966 Miami—1	.255	19	51	13	1	0	0	0	3	5	3	0	0	0
1967 Miami	.262	135	497	50	130	*24	10	3	49	61	51	21	4	0
1968 Elmira	.271	55	181	19	49	8	1	0	22	26	25	7	2	0
Rochester	.262	75	271	37	71	13	3	8	34	35	54	1	1	0
1969 Rochester	.282	132	475	78	134	24	2	28	83	69	61	11	4	0
Baltimore	.333	7	18	2	6	0	0	0	3	1	4	0	0	0
1970 Baltimore	.257	83	152	25	39	5	0	5	20	35	26	2	0	0
1971 Rochester	.282	78	259	56	73	9	4	19	63	52	40	2	0	0
Baltimore	.174	18	23	2	4	0	0	0	1	3	4	0	0	0
1972 Baltimore	.231	97	247	30	57	10	0	11	29	32	26	0	0	0
1973 Baltimore—2	.206	54	131	16	27	4	0	3	15	16	14	0	0	0
1974 Cincinnati	.240	84	125	11	30	12	0	1	20	10	16	1	0	0
1975 Cincinnati—3	.268	66	71	8	19	6	0	1	11	7	6	0	0	0
1976 Atlanta—4	.000	7	6	0	0	0	0	0	1	0	0	0	0	0
Rochester—5	.261	20	69	4	18	7	0	2	7	9	10	1	1	0
Baltimore	.246	33	61	5	15	1	0	0	5	7	11	0	0	0
1977 Rochester	.308	108	403	69	124	24	2	*30	80	42	29	0	0	0
Baltimore	.364	18	22	3	8	1	0	1	9	1	3	0	0	0
1978 Baltimore	.253	62	95	9	24	2	0	0	12	8	12	0	0	0
1979 Baltimore	.317	61	63	8	20	5	1	1	8	14	13	0	0	0
1980 Baltimore	.288	92	233	33	67	8	0	12	50	29	21	0	0	0
1981 Baltimore	.246	68	134	12	33	6	0	4	25	29	12	0	0	0
1982 Baltimore	.237	65	93	8	22	2	0	3	17	21	9	0	0	0
1983 Montreal—6	.182	50	44	2	8	0	0	0	3	9	4	0	0	0
A.L. Totals	.253	658	1272	153	322	44	1	40	194	196	155	2	0	5
N.L. Totals	.232	207	246	21	57	18	0	2	35	26	26	1	0	2
M.L. Totals	.250	865	1518	174	379	61	1	42	229	212	181	3	0	7

* Led League

1—Selected by Baltimore organization in June '66 free agent draft (11th round, regular phase) . . . Signed 8/10/66.

2—Contract sold to Texas Rangers on 12/6/73 . . . Rangers in turn sold contract to Cincinnati Reds on 3/19/74.

3—Acquired by Atlanta Braves from Cincinnati Reds in deal for pitcher Mike Thompson on 4/6/76.

4—Released by Braves on 5/6/76 and signed by Rochester as free agent on 5/25/76.

5—Contract purchased by Baltimore from Rochester on 6/27/76.

6—Released by Orioles on 4/4/83 and signed by Montreal on 5/25/83.

League Championship Series Record

YEAR CLUB	AVG.	G	AB	R	H	2B	3B	HR	RBI	BB	SO	SB	CS	IP
1970 Bal. vs. Min.	.000	2	2	0	0	0	0	0	0	0	0	0	0	0
1975 Cin. vs. Pit.	.000	1	1	0	0	0	0	0	0	0	0	0	0	0
1979 Bal. vs. Cal.	.500	2	2	0	1	0	0	0	1	0	0	0	0	0
L.C.S. Totals	.200	5	5	0	1	0	0	0	1	0	0	0	0	0

World Series Record

YEAR CLUB	AVG.	G	AB	R	H	2B	3B	HR	RBI	BB	SO	SB	CS	IP
1970 Bal. vs. Cin.	.000	1	1	0	0	0	0	0	0	0	0	0	0	0
1975 Cin. vs. Bos.	.500	2	2	0	1	0	0	0	0	0	0	1	0	0
1979 Bal. vs. Pit.	.500	5	4	0	1	1	0	0	2	1	0	0	0	0
W.S. Totals	.286	8	7	0	2	1	0	0	2	1	1	0	0	0

44

ELROD (ELLIE) JEROME HENDRICKS

Born: Dec. 22, 1940

Height: 6'1"; **Weight:** 185

Batted: L; **Threw:** R

Position: Catcher

Birthplace/Residence: Born and raised in St. Thomas, V.I. . . . Has lived in Baltimore area (Randallstown) since '70.

Tenure: This is his 28th season in professional baseball . . . He has spent 17½ years in Baltimore organization . . . Had 10 years, 89 days service as a major league player.

Signed Originally with: Milwaukee (Atlanta) Braves.

MAJOR LEAGUE CAREER: When he first joined the O's in '68, Ellie had spent nine seasons in the minors . . . During the 20 years that have elapsed since then, he has been with Baltimore for nearly 17-1/2.

He played for the Cubs during the last 6 weeks of '72 (Tommy Davis deal) before returning to the O's that winter, then logged 1-1/2 years in the Yankees organization from June '76 thru the '77 season, before rejoining the Birds.



COACH: Ellie was appointed bullpen coach in Nov. '77 . . . He also served as a player-coach for parts of the '78 and '79 seasons and has supervised the off-season workouts the last 8 winters for players living in the Baltimore area.

He was the American League's batting practice catcher and bullpen coach for the '82 all-star game in Montreal.

'79 SEASON: He coached exclusively all year until Sep. 1 when the roster expanded to 40 men . . . He made only one appearance, in a game at Detroit on Sep. 19 and went 0-for-1 with a throwing error behind the plate . . . He was not eligible for post-season play.

'78 SEASON: He started the season as a coach, but was activated on May 18 replacing **Gary Roenicke** who was optioned to Rochester. Ellie remained on the player list for the remainder of the year while also continuing as coach.

LAST HOME RUN: Ellie hit his last big league home run on Aug. 23, '78 off Oakland's **Dave Heaverlo**.

'78 BATTING/ERA LEADER: In 13 games Ellie batted .333 (18-6) and in his one career pitching stint he compiled a 0.00 era, thus leading the club in both categories (actually he tied **Dave Ford** in era . . . **Ford** pitched 15 scoreless innings in Sep.)

His pitching career took place in Toronto on June 26 where the O's were absorbing a 24-10 pasting by the Blue Jays . . . Ellie worked 2.1 innings, allowing no runs, one hit and one walk while putting an end to the carnage that had been inflicted on four predecessors (**Mike Flanagan**, **Joe Kerrigan**, **Tippy Martinez** and outfielder **Larry Harlow**) . . . **Don Stanhouse** then pitched the final inning and, inspired by Ellie's effort, he too, held the Blue Jays scoreless.

YANKEES '76-'77: In '76, Ellie played in 26 games for the Yankees after the June 15 trade from Baltimore and batted .210 (57-12).

Ellie spent '77 shuttling between New York and Syracuse. He played in only 10 games for the Yankees and was not eligible for post-season play.

ORIOLES '68-'76: Ellie had been with the O's for nearly 9 full years when he was traded to the Cubs for **Tommy Davis** in Aug. '72 . . . However when the season ended, he was reacquired by Baltimore.

100 Games/Year: Ellie played in more than 100 games in each of the O's 3 pennant-winning seasons of '69-'70-'71 . . . He and **Andy Etchebarren** more or less split the regular catching job from '68 thru '71.

Weaver/Lane: **Earl Weaver** and **Frank Lane** were instrumental in convincing the O's to draft him from the Angels' AAA Seattle affiliate in Nov. '67 . . . Ellie had played for Weaver in Puerto Rico previously and Lane had scouted him in Mexico.

ALCS/WS: He compiled a .273 (66-18) average in 23 postseason games for the O's and Yankees (comprising five league championship series and four World Series).

'70 WS: Ellie hit .364 (11-4) against the Reds with a home run and double and contributed significantly to the O's wins at Cincinnati in games #1 and #2.

In the opener, the Reds jumped out 3-0, but Ellie tied it in the 5th with a home run off **Gary Nolan** and the O's went on to win on **Brooks'** homer in the 7th . . . There was a play in the Cincinnati 6th in which Ellie was involved and that was as important as the home run . . . See "Carbo-Burkhart Incident" below.

"Carbo-Burkhart" Incident: One inning after Ellie had tied the game with his home run, the Reds had **Bernie Carbo** on 3rd representing the lead run, and only one out (**Brooks** had retired **Lee May** leading off the inning on a sensational play).

Pinch-hitter **Ty Cline** then chopped a high bouncer in front of the plate . . . As Ellie went out and grabbed it, **Carbo** headed home, Ellie dove and tagged **Carbo** a few feet up the line and umpire **Ken Burkhardt**, who had been spun around by the runners as they converged so that his back was to the play, called **Carbo** out.

Films later revealed that Ellie had tagged **Carbo** with one hand while holding the ball in the other, and that **Carbo** had missed the plate.

PUERTO RICO: Ellie played for Santurce in the Puerto Rican Winter League each year from '60-'77, except in '71 when the O's went to Japan . . . His 112 homers in that loop rank him 2nd on the all-time list to former St. Louis Browns outfielder **Willard Brown** (120).

ELROD HENDRICKS (Cont.)

MINORS: He enjoyed his best minor league seasons in Jalisco in the Mexican League (AAA) where he hit 109 homers in 4 years and was known as the "Babe Ruth of Mexico" . . . In last season there ('67), he led the league in homers (41) and was 2nd in rbi (112).

He started his career in the Milwaukee Braves' organization ('59-'60) then spent 2 years at Winnipeg in the Cardinals' system ('62-'63) before going to Mexico.

PERSONAL: Ellie is one of the most popular personalities ever to wear an Orioles uniform . . . He is an accomplished after dinner speaker and is very active in community projects in the Baltimore area . . . Speaks fluent Spanish . . . Plays the flute.

Ellie was selected the first "Man of the Year" by the Baltimore chapter of the National Conference of Christians and Jews in Feb. '83 in recognition of his outstanding service to the community.

He has operated a two-week baseball camp for youngsters the past 5 summers at McDonough School in Owings Mills.

He and his wife, **Merle**, were married Jan. 14, '70 and are the parents of two sons: **Ryan** (8/3/72) and **Ian Christopher** (11/28/76). They have lived in the Randallstown area, near Baltimore, since the early '70's.

Ellie has 4 children by a previous marriage: **Abigail** (7/13/62), **Elrod Jr.** (4/7/64), **Elroy** (10/17/65) and **Berecia** (8/25/67).

YEAR CLUB	AVG.	G	AB	R	H	2B	3B	HR	RBI	BB	SO	SB	CS	HP
1959 McCook	.235	25	34	6	8	1	0	0	3	13	4	1	—	—
1960 Wellsville	.235	73	217	36	51	8	1	11	36	28	52	0	0	—
1961					(Out of organized ball)									
1962 Winnipeg	.211	69	213	25	45	7	2	3	22	27	36	3	—	—
1963 Winnipeg	.280	22	50	10	14	0	0	3	12	8	6	2	0	—
1964 Jalisco	.292	67	202	43	59	8	4	10	45	48	38	3	0	—
1965 Jalisco	.285	128	411	100	117	14	8	35	98	102	85	4	2	—
1966 Jalisco	.301	122	386	78	116	19	2	23	87	107	55	6	6	—
El Paso	.268	18	56	6	15	2	0	3	12	7	14	0	0	—
1967 Jalisco	.316	131	434	124	137	18	4	41	112	94	60	11	1	—
Seattle—1	.222	13	36	3	8	1	0	2	4	2	12	0	0	—
1968 Baltimore	.202	79	183	19	37	8	1	7	23	19	51	0	0	—
1969 Baltimore	.244	105	295	36	72	5	0	12	38	39	44	0	1	—
1970 Baltimore	.242	106	322	32	78	9	0	12	41	33	44	1	0	—
1971 Baltimore	.250	101	316	33	79	14	1	9	42	39	38	0	0	—
1972 Baltimore	.155	33	84	6	13	4	0	0	4	12	19	0	0	—
Chi. (NL)—2	.116	17	43	7	5	1	0	2	6	13	8	0	1	—
1973 Baltimore	.178	41	101	9	18	5	1	3	15	10	22	0	0	—
1974 Baltimore	.208	66	159	18	33	8	2	3	8	17	25	0	0	—
1975 Baltimore	.215	85	223	32	48	8	2	8	38	34	40	0	1	—
1976 Bal.-N.Y.—3	.174	54	132	8	23	2	0	4	9	10	23	0	0	—
1977 New York (AL)	.273	10	11	1	3	1	0	1	3	0	2	0	0	—
Syracuse—4	.281	56	135	30	38	9	0	11	37	21	16	0	0	—
1978 Baltimore	.333	13	18	4	6	1	0	1	1	3	3	0	0	—
1979 Baltimore	.000	1	1	0	0	0	0	0	0	0	0	0	0	—
A.L. Totals	.222	694	1845	198	410	65	7	60	213	217	311	1	4	12
N.L. Totals	.116	17	43	7	5	1	0	2	6	13	8	0	1	0
M.L. Totals	.220	711	1888	205	415	66	7	62	219	230	319	1	5	12

- 1—Contract selected for \$25,000 in major league draft from Seattle roster (Angels) on 11/28/67 . . .
- 2—Sent to Chicago Cubs on 8/18/72 in straight waiver deal for outfielder Tommy Davis . . . Reacquired from Cubs on 10/30/72 in exchange for catcher Francisco Estrada.
- 3—Traded to New York on 6/15/76 along with pitchers Ken Holtzman, Doyle Alexander, Grant Jackson, and Jimmy Freeman (assigned from Rochester to Syracuse) in deal for pitchers Tippy Martinez, Rudy May, Dave Pagan, and Scott McGregor (assigned from Syracuse to Rochester) and catcher Rick Dempsey.
- 4—Agreed to terms with Baltimore as free agent in Nov. '77.

League Championship Series Record

YEAR CLUB	AVG.	G	AB	R	H	2B	3B	HR	RBI	BB	SO	SB	CS	HP
1969 Bal. vs. Min.	.250	3	8	2	2	2	0	0	0	3	1	2	0	0
1970 Bal. vs. Min.	.400	1	5	2	2	0	0	0	0	0	1	0	0	0
1971 Bal. vs. Oak.	.500	2	4	1	2	0	0	1	2	1	1	0	0	0
1974 Bal. vs. Oak.	.167	3	6	1	1	0	0	0	0	1	3	0	0	0
1976 N.Y. vs. K.C.	1.000	1	1	0	1	0	0	0	0	0	0	0	0	0
L.C.S. Totals	.333	10	24	6	8	2	0	1	5	3	7	0	0	0

World Series Record

YEAR CLUB	AVG.	G	AB	R	H	2B	3B	HR	RBI	BB	SO	SB	CS	HP
1969 Bal. vs. N.Y.	.100	3	10	1	1	0	0	0	0	1	0	0	0	0
1970 Bal. vs. Chi.	.364	3	11	1	4	1	0	1	4	1	2	0	0	0
1971 Bal. vs. Pitt.	.263	6	19	3	5	1	0	0	1	3	3	0	0	1
1976 N.Y. vs. Cin.	.000	2	2	0	0	0	0	0	0	0	0	0	0	0
W.S. Totals	.238	14	42	5	10	2	0	1	5	5	5	0	0	1

FRANK ROBINSON


20

Born: Aug. 31, 1935
Height: 6'1" **Weight:** 195
Batted, R; Threw, R
Position: Outfield

Birthplace/Residence: Born in Beaumont, TX, but grew up in Oakland, CA . . . Now lives in Bel Air, CA (near Los Angeles).

Tenure: Beginning his 35th year in professional baseball including 30+ years in majors as player, manager, and coach.

Signed Originally with: Cincinnati.



WITH ORIOLES: Frank is on his 3rd tour of duty with the Orioles, his 2nd as a coach . . . This will be his 12th season in an O's uniform.

HALL OF FAME: He was elected to the Hall of Fame at Cooperstown in '82 along with **Hank Aaron** after being named on 89% of the ballots cast (370-415). That was the 1st of 4 straight years during which a former Oriole was named to the Hall. Frank is one of only 15 to have been elected to the Hall in his 1st year of eligibility (that list includes former teammate **Brooks Robinson**.)

Frank was 2nd of 6 O's to be so honored (date of election in paren): **Robin Roberts** ('76), **Brooks Robinson** ('83), **George Kell** ('83), **Luis Aparicio** ('84) and **Hoyt Wilhelm** ('85). In his official portrait at Cooperstown, he is wearing a Baltimore uniform.

MANAGING/COACHING

YEAR	CLUB	Record As Manager			FINISH
		WON	LOST		
1975	Cleveland	79	80		4th
1976	Cleveland	81	78		4th
1977	Cleveland	26	31		5th
1978	Rochester	58	64		6th
1981	San Francisco	56	55		4th
1982	San Francisco	87	75		3rd
1983	San Francisco	79	83		5th
1984	San Francisco	42	64		6th
Major League Totals		450	466		.491

He has managed the Cleveland Indians ('75-'77), Rochester Red Wings ('78) and San Francisco Giants ('81-'84), as well as the Santurce Crabbers in the Puerto Rican League for 8 winters and the Culiacan club in the Mexican Pacific Winter League ('77-'78).

Made a dramatic debut as playing manager on Apr. 8, '75, before some 55,000 opening day fans at Cleveland Stadium. In his 1st at bat of that 1st game (he was dh, batting 2nd), Frank homered off **Doc Medich** (**Boog Powell** later homered in the same half-inning).

The Indians went on to win, 5-3 and that effort was voted "most memorable moment" in Tribe history by fans during baseball's observance of the U.S. Bicentennial celebration.

In that 1st year, the Indians fell to 15 games below .500 by late June, but rallied and wound up 4th, just one game under . . . The next year, '76, they were 3 over. However, after a slow start in '77, Frank was released and succeeded by **Jeff Torborg**.

Frank became a big league coach for the 1st time after the Indians let him go as manager in '77. He joined **Dave Garcia** who had been his 3rd base coach at Cleveland ('75-'76) and was then managing the Angels.

He returned to Baltimore and coached for the O's for part of '78 and all of '79 and '80. During that period, he was responsible for vastly improving the quality of the O's outfield defense, and in '80 replaced **Jim Frey** (who left to manage the K.C. Royals) as the O's batting and 1st base coach.

After being released by the Giants in '84, he served the Milwaukee Brewers as batting coach.

SAN FRANCISCO GIANTS: Was named manager Jan. 14, '81 replacing **Dave Bristol** (who had in turn replaced **Joe Altobelli**) and led the club to its first

FRANK ROBINSON (Cont.)

winning seasons since **Altobelli** did it in '78 and the first back-to-back winning seasons in a decade ('81 & '82) . . . After finishing 3rd in '82, the Giants dipped below .500 in '83 and '84 and on Aug. 4, '84, Frank was dismissed in favor of **Danny Ozark** who was named interim skipper.

During his tenure with the Giants, two former O's served on his coaching staff—**Don Buford** and **Herm Starrette**.

ROCHESTER '78: Started the season as an O's coach, but after the late **Ken Boyer** was named manager of the St. Louis Cardinals (Apr. 28), Frank replaced him (May 9) at the Red Wings' helm.

He was 58-64 at Rochester which finished 6th. **Doc Edwards** was hired to manage the Wings in '79, and Frank returned to the O's as a coach, helping the O's to an A.L. pennant.

CLEVELAND '75-'76-'77: Joined the Indians as a player on Sep. 12, '74 from California in trade that ultimately sent **Rusty Torres** and **Ken Suarez** to the Angels . . . Then 3 weeks later, on Oct. 4, the day after that season ended, he was named the first black major league manager in baseball history, replacing **Ken Aspromonte**.

PLAYING CAREER

MAJOR LEAGUE LEADER: He played for 21 seasons in the majors and is among the top ranking players of all time in 10 categories.

His 586 home runs represent the 4th highest figure in major league history behind **Hank Aaron** (755), **Babe Ruth** (714) and **Willie Mays** (660) . . . **Harmon Killebrew** (573) and **Reggie Jackson** (548) are 5th and 6th respectively.

In addition, Frank ranks high in the following: games-2,808 (11th) . . . at bats-10,006 (14th) runs-1,829 (10th) . . . hits-2,943 (20th) . . . doubles-528 (17th) . . . rbi-1,812 (12th) . . . total bases-5,373 (8th) . . . walks-1,420 (16th) and hit by pitches-198 (3rd).

"MVP", BOTH LEAGUES: He is the only player ever to win BBWAA "MVP" award in both leagues . . . He won the N.L. award in '61 and the A.L. in '66 . . . In addition, he was "MVP" in the '66 World Series and '71 All-Star game.

TRIPLE CROWN: Is one of only 11 players to have won the "Triple Crown" (accomplished 13 times, 2 each by **Ted Williams** and **Rogers Hornsby**) . . . Frank did it in '66 with the O's. He, **Mantle** ('56) and **Carl Yastrzemski** ('67) are the only Triple Crown winners in the past 39 years (since **Williams** second in '47).

HOME RUNS

He hit 343 in the N.L. and 243 in the A.L. . . . 388 were hit off righthanders and 198 off lefthanders.

VS. N.L. OPPONENTS: Astros (Colts)-11 . . . Braves-54 . . . Cardinals-46 . . . Cubs-54 . . . Dodgers-42 . . . Expos-0 . . . Giants-49 . . . Mets-12 . . . Padres-1 . . . Phillies-38 . . . Pirates-34 . . . Reds-2.

VS. A.L. OPPONENTS: Angels-14 . . . A's-20 . . . Brewers (Pilots)-14 . . . Indians-25 . . . Orioles-6 . . . Rangers (Senators)-31 . . . Red Sox-37 . . . Royals-15 . . . Tigers-28 . . . Twins-22 . . . White Sox-17 . . . Yankees-14.

33 PARKS: Frank holds the major league record for hitting home runs in most ballparks (33), including both regular season and World Series play . . . **Hank Aaron** is second at 32.

Among those, Crosley Field in Cincinnati (176) and Memorial Stadium (103) rank one-two in frequency . . . There were four stadia in which he played but did not hit a home run: Houston's Astrodome, Montreal's Expos Stadium, Sicks' Stadium in Seattle ('69 only) and Busch Stadium in St. Louis.

In regular season play Frank homered in 32 parks. His 33rd was Pittsburgh's Three Rivers in the '71 World Series . . . **Aaron** homered in 31 parks in regular season but added Yankee Stadium in the '57 World Series.

GRAND SLAMS: Hit a total of seven slams, five of them in the N.L. . . . His only two bases loaded homers in the A.L. were hit in successive innings on Aug. 20, '70 at R.F.K. Stadium in Washington off Senators' **Joe Coleman** and **Joe Grzenda** . . . Frank, **Jim Gentile** and **Jim Northrup** are the only ones ever to hit slams in successive plate appearances, though a total of seven have hit 2 in one game.

2 OR MORE/GAME: Hit two or more homers in a game 54 times (ranks 5th in major league history) . . . Hit three in a game for Reds at Crosley Field vs. St. Louis on Aug. 22, '59 . . . Had 16 two-homer games for O's.

HR ODDS AND ENDS: Hit his first at Wrigley Field off the Cubs' **Paul Minner** on Apr. 28, '56 and his last at Anaheim Stadium on July 6, '76 off the Angels' **Sid Monge** . . . Hit most off N.L. righthander **Larry Jackson** (10) . . . Hit the first homer and scored the first run in ALCS history, in game #1 in '69 at Baltimore off the Twins' **Jim Perry**.

HRS-ORIOLES: Hit his 500th major league homer in Baltimore in the 2nd game of a two-night doubleheader against the Tigers' lefthander **Fred Scherman** Sep. 13, '71. At the time, he ranked 11th on the all-time list just behind **Harmon Killebrew** who had reached that milestone earlier that year . . . After leaving Baltimore, Frank jumped past **Killebrew**, **Mel Ott**, **Ernie Banks**, **Eddie Mathews**, **Ted Williams**, **Jimmy Foxx** and **Mickey Mantle**.

Frank became the first (and only) player ever to hit a ball completely out of Memorial Stadium on May 8, '66 (second game) when he blasted a **Luis Tiant** (Cleveland) offering over the left field stands into the parking lot beyond . . . The drive measured 451' on the fly and rolled to a stop 540' away from the plate (the longest measured home run in Memorial Stadium history was hit by **Killebrew** 471' on the fly to center off **Milt Pappas** on May 24, '65).

He set a major league record by hitting ten home runs in the month of April '69, but that mark has since been pushed to 11 by **Willie Stargel**, **Mike Schmidt** and **Graig Nettles**.

Set a club record with 49 homers in '66 . . . Also set marks that year for most homers by an Oriole against one opponent (11 vs. Det.) and most home runs, Memorial Stadium (27).

LAST GAME AS A PLAYER: Frank played in his last game as a player on Sep. 18, '76 at Cleveland vs. Baltimore. He put himself in as a pinch-hitter for **Frank Duffy** in the 8th inning and singled in a run off **Rudy May**.

ALL-STAR GAMES: Appeared in 11 all-star games as a player (six with Cincinnati, four with Baltimore and one with California) and served as a coach in '76 while managing for Cleveland . . . Was "MVP" in '71 game at Detroit . . . Hit a 2-run homer off **Dock Ellis** to put A.L. ahead to stay in 3rd inning (**Reggie Jackson** hit another with one on off **Ellis** in same inning).

Hit .250 (.24-6) in all-star play with two home runs . . . Went 3-for-3 for the N.L. in '59 (at L.A. Coliseum) and homered off **Early Wynn**.

WORLD SERIES: Hit two key homers in '66 vs. Dodgers, both off **Don Drysdale**, to win Sport Magazine sports car . . . Hit his first in the opening inning of game #1 at Dodger Stadium with **Russ Snyder** aboard (**Brooks** followed immediately with another and the O's led 3-0 before the Dodgers batted) . . . O's won the game 5-2 . . . In game #4 his 4th inning solo provided the only run as the O's completed their sweep behind **Dave McNally**.

In '71, game #6 vs. Pittsburgh in Baltimore, Frank's base running in the 10th inning allowed the O's to tie the series at three games apiece . . . He drew a one out walk, and despite ailing legs and sore Achilles Tendon, went from first to third on **Merv Rettenmund's** single up the middle just evading **Richie Hebner's** tag with a head first slide . . . Then, he scored on **Brooks'** short sac fly to **Vic Davalillio** in center.

CINCINNATI: Spent ten full years with the Reds after three seasons in their farm system. Was N.L. "Rookie of the Year" in '56 . . . Tied league record for homers by a rookie (38, set by **Wally Berger** of the Braves), and set a rookie mark by being hit by pitched balls 20 times.

Won a Gold Glove in '58 . . . Led the N.L. three straight years in slugging percentage ('60-'61-'62) . . . Won N.L. "MVP" in '61 . . . Set personal career highs in '62 in average (.342), hits (208), doubles (51) and rbi (136) . . . Set N.L. record by leading in hit by pitcher for six straight years ('60 thru '65).

LONG HOME RUNS/MEMORIAL STADIUM

The longest "measured" home run ever hit in Memorial Stadium was a 471' drive by **Harmon Killebrew** on May 24, 1964 off **Milt Pappas** over the hedge in left-center field . . . This exceeded by two feet the only other blast that has ever cleared the hedge . . . That was one by **Boog Powell** 469' to the same area off Boston's **Don Schwall** on June 22, 1962. Aside from these there have been three balls hit into the hedge (approximately 450'), by **Mickey Mantle** in 1954, by **Powell** in 1965 and by **Frank Robinson** in 1967.

Frank Robinson is the only player to have hit a ball completely out of Memorial Stadium. In the second game of a doubleheader with Cleveland on May 8, 1966, Frank hit a **Luis Tiant** offering over the left field stands and into the parking lot beyond, a drive that measured 451' on the fly and rolled to a stop 541' away from home plate.

FRANK ROBINSON (Cont.)

BALTIMORE: O's won four A.L. pennants and two world championships during his six years in Baltimore.

Won Triple Crown and "MVP" awards in A.L. and World Series in '66. In addition to leading the league in average (.316), home runs (49) and RBI (122), he also paced the loop in total bases (367), runs (122) and slugging (.637).

Was batting .337 in late June '67 when he sustained serious injury in a second base collision with the White Sox' **Al Weis**. Missed a month and suffered from double vision for a year and a half afterward. Though he wound up with a .311 average that year, he slipped to .268 (with 15 homers and 52 RBI) in '68 while still recovering from that injury, compounded by an attack of mumps and a muscle tear in his right shoulder.

He returned to form the following spring and helped lead the O's to three straight pennants in '69, '70 and '71.

Following his trade to the Dodgers in Dec. '71, Frank's uniform #20 was retired. He was the first Oriole player to be so honored. In '77, he and Brooks became the first players to be inducted into the new Orioles Hall of Fame, originated by the Oriole Advocates in cooperation with the ballclub.

DODGERS-ANGELS: After one year ('72) with the Dodgers, Frank was traded to the Angels with infielders **Billy Grabarkewitz** and **Bobby Valentine** and pitchers **Bill Singer** and **Mike Strahler** in deal for infielder **Ken McMullen** and **Andy Messersmith**. (Dec. 2, '71).

PERSONAL: One of 11 children. Graduated from McClymonds High School (Oakland). Was basketball teammate of **Bill Russell** and played baseball there with **Vada Pinson**, **Willie Tasby** and **Charlie Beamon**. Hobbies: movies, music and Lakers basketball games. Attended Xavier University in Cincinnati.

Frank and his wife, the former **Barbara Anne Cole**, were married Oct. 28, '61. They have 2 children: **Frank Kevin** (9/8/62) and **Nichelle** (8/24/65). Barbara is a real estate agent in the Bel Air area.

YEAR CLUB	AVG.	G	AB	R	H	2B	3B	HR	RBI	BB	SO	SB	CS	HP
1953 Ogden	.348	72	270	70	94	20	6	17	83	53	69	3	—	—
1954 Tulsa	.267	8	30	4	8	0	0	0	1	—	—	—	—	—
Columbia	.336	132	491	112	165	32	9	25	110	88	65	6	—	—
1955 Columbia	.263	80	243	50	64	15	7	12	52	41	44	3	—	—
1956 Cincinnati	.290	152	572	122	166	27	6	38	83	64	95	8	4	26
1957 Cincinnati	.322	150	611	97	197	29	5	29	75	44	92	10	2	12
1958 Cincinnati	.269	148	554	90	149	25	6	31	83	62	80	10	1	7
1959 Cincinnati	.311	146	540	106	168	31	4	36	125	69	93	18	8	9
1960 Cincinnati	.297	139	464	86	138	33	6	31	83	82	67	13	6	9
1961 Cincinnati	.323	153	545	117	176	32	7	37	124	71	64	22	3	10
1962 Cincinnati	.342	162	609	134	208	51	2	39	136	76	62	18	9	11
1963 Cincinnati	.259	140	482	79	125	19	3	21	91	81	69	26	10	14
1964 Cincinnati	.306	156	568	103	174	38	6	29	96	79	67	23	5	14
1965 Cincinnati—1	.296	156	582	109	172	33	5	33	113	70	100	13	9	18
1966 Baltimore	.316	155	576	122	182	34	2	49	122	87	90	8	5	10
1967 Baltimore	.311	129	479	83	149	23	7	30	94	71	84	2	1	7
1968 Baltimore	.268	130	421	69	113	27	1	15	52	73	84	11	2	12
1969 Baltimore	.308	148	539	111	166	19	5	32	100	88	62	9	3	13
1970 Baltimore	.306	132	471	88	144	24	1	25	78	69	70	1	1	7
1971 Baltimore—2	.281	133	455	82	128	16	2	28	99	72	62	3	0	9
1972 L.A.—3	.251	103	342	41	86	6	1	19	59	55	76	2	3	2
1973 California	.266	147	534	85	142	29	0	30	97	82	93	1	1	10
1974 Cal.-Cle.—4	.245	144	477	81	117	27	3	22	68	85	95	5	0	10
1975 Cleveland	.237	49	118	19	28	5	0	9	24	29	15	0	0	0
1976 Cleveland	.224	36	67	5	15	0	0	3	10	11	12	0	0	0
A.L. Totals	.286	1203	4137	745	1184	204	21	243	744	667	667	40	19	78
N.L. Totals	.300	1605	5869	1084	1759	324	51	343	1068	753	865	163	58	120
M.L. Totals	.294	2808	10006	1829	2943	528	72	586	1812	1420	1532	203	77	198

1—Acquired from Cincinnati on 12/9/65 in deal for pitcher Milt Pappas and Jack Baldschun and outfielder Dick Simpson.
2—Assigned to Los Angeles Dodgers on 12/2/71 with pitcher Pete Richert in deal for pitcher Doyle Alexander and Bob O'Brien, catcher Sergio Robles and first baseman-outfielder Royle Stillman.
3—Acquired by California Angels from Dodgers with infielders Billy Grabarkewitz and Bobby Valentine and pitchers Bill Singer and Mike Strahler in deal for 3rd baseman Ken McMullen and pitcher Andy Messersmith on 11/28/72.
4—Acquired by Cleveland Indians from Angels in deal for outfielder Rusty Torres and catcher Ken Suarez on 9/12/74.

TOP 12 CAREER HOME RUN LEADERS

1. Henry L. Aaron (RHB)	755	7. Mickey C. Mantle (SWB)	536
2. George H. Ruth (LHB)	714	8. James E. Foy (RHB)	534
3. Willie H. Mays (RHB)	660	9T. Theodore S. Williams (LHB)	521
4. Frank Robinson (RHB)	586	9T. Willie L. McCovey (LHB)	521
5. Harmon K. Killebrew (RHB)	573	11T. Edwin L. Mathews (LHB)	512
6. Reginald M. Jackson (LHB)	548	11T. Ernest Banks (RHB)	512

League Championship Series Record

YEAR CLUB	AVG.	G	AB	R	H	2B	3B	HR	RBI	BB	SO	SB	CS	HP
1969 Bal. vs. Min.	.333	3	12	1	4	2	0	1	2	3	3	0	0	0
1970 Bal. vs. Min.	.200	3	10	3	2	0	0	1	2	5	2	0	0	0
1971 Bal. vs. Oak.	.083	3	12	2	1	1	0	0	1	1	4	0	0	0
L.C.S. Totals	.206	9	34	6	7	3	0	2	5	9	9	0	0	0

World Series Record

YEAR CLUB	AVG.	G	AB	R	H	2B	3B	HR	RBI	BB	SO	SB	CS	HP
1961 Cin. vs. N.Y.	.200	5	15	3	3	2	0	1	4	5	3	0	0	1
1966 Bal. vs. L.A.	.286	4	14	4	4	0	1	2	3	2	3	0	0	0
1969 Bal. vs. N.Y.	.188	5	16	2	3	0	0	1	1	4	3	0	0	0
1970 Bal. vs. Cin.	.273	5	22	5	6	0	0	2	4	0	5	0	0	0
1971 Bal. vs. Phi.	.280	7	25	5	7	0	0	2	2	1	8	0	0	1
W.S. Totals	.250	26	92	19	23	2	1	8	14	12	22	0	0	2

MARK EUGENE WILEY


31

Born: Feb. 28, 1948
Height: 6'2"; **Weight:** 205
Batted, L.; Threw, R
Position: Pitcher

Birthplace/Residence: Born in National City, CA and raised in Mesa, CA. Resides in Miami Springs, FL.

Tenure: This is his 18th season in professional baseball, his 8th in the Orioles' organization.

Signed Originally with: Minnesota.



O'S 5TH PITCHING COACH: Mark was promoted from his post as the Orioles' minor league pitching instructor to O's pitching coach last October 16. He replaces **Ken Rowe**, who had served in that capacity for a year and a half.

He is only the 5th to hold that position in the Orioles' 33-year history in Baltimore. His predecessors: **Harry Brecheen** ('54 thru '67), **George Bamberger** ('68 thru '77), **Ray Miller** ('78 to mid season '85) and **Rowe**.

PITCHING CAREER: His career spanned 11 seasons ('70-'80) and four organizations (Twins, Blue Jays, Padres and O's).

MINOR LEAGUES: Spent parts of 10 of his 11 pro seasons in AAA ball and was 90-78 at that level. Earned 70 wins in the Pacific Coast League. Was primarily a starter throughout his career except '74, when he was the Pacific Coast League's top reliever with a league high 56 appearances and 16 saves.

Was the Twins' 2nd selection in the June '70 draft and won "Player of the Year" honors in NY-Penn League that summer posting a 10-3 record and a 1.49 era while completing 14 of 15 starts. Was also recipient of "Sherry Robertson Award" as the outstanding player in the Twins' farm system.

Went 31-36 over his next 3 seasons before Twins management tried him in relief in '74. Went 9-1 thru the first half of the '75 Pacific Coast League season earning him promotion to Twins.

Acquired by San Diego in '77 and over the next 2 seasons won 27 games at Hawaii (AAA) including a PCL leading 16 wins in '77. Won 62 games in his last 5 seasons in the minors, all at AAA level.

MAJOR LEAGUES: Saw action in the big leagues in parts of 3 seasons with 3 different teams. Made debut with Twins in '75 when he was called up on June 16, and won his only A.L. game on July 1, 12-3 in a complete game win over the Angels. Next season in the majors came in '78 with San Diego. Was recalled by Padres on June 30 and next day he beat the Astros, 9-3, for his only other big league win. Also appeared with Toronto in September, '78.

AMATEUR BACKGROUND: Was an All-America at Cal Poly-Pomona where he played four years and was the school's "Athlete of the Year" in '70, as a senior, while posting a 15-4 record. Is a '66 graduate of Helix High School in La Mesa, CA, where he lettered in baseball and basketball.

COACHING/MANAGING: His coaching/managing career began after he finished his playing career with Rochester in '80, his only season as a player in the O's organization. In '81, was named manager at Charlotte, the O's affiliate in the Southern League (AA) and remained there 2 seasons. In '83

MARK WILEY (Cont.)

he was named as Rochester's pitching coach and held that post until he replaced **Frank Verdi** as Red Wings' interim manager in June '85. Last season he was the chief pitching instructor for the entire Orioles' farm system . . . His minor league managing record is 180-187 (.490).

PERSONAL: He and his wife, the former **Jo Ann Petrauskas** reside in Miami Springs, FL . . . Enjoys trout fishing and golf.

YEAR CLUB	W-L	ERA	G	GS	CG	SHO	SV	IP	H	R	ER	BB	SO
1970 Auburn	10-3	1.49	15	15	14	6	0	127	87	29	21	33	146
1971 Portland	3-10	7.77	15	15	2	0	0	73	96	70	63	40	51
Charlotte	5-2	2.72	14	14	3	0	0	86	80	30	26	24	61
1972 Charlotte	7-6	4.55	17	13	3	2	0	85	93	46	43	27	41
Tacoma	4-6	3.63	11	10	4	0	0	62	62	30	25	21	51
1973 Orlando	8-7	4.19	19	18	3	2	1	103	122	52	48	37	86
Tacoma	4-5	4.00	10	10	4	1	0	54	53	36	24	26	38
1974 Tacoma	8-5	5.26	56	0	0	0	16	77	106	61	45	44	51
1975 Tacoma	9-1	2.15	17	9	6	1	1	92	72	28	22	28	47
Minnesota	1-3	6.00	15	3	1	0	2	39	50	30	26	13	15
1976 Tacoma	15-15	3.70	34	31	16	2	0	219	267	116	90	39	86
1977 Hawaii	16-7	4.33	28	27	14	3	0	214	250	121	103	54	131
1978 Hawaii	11-11	4.33	23	23	10	1	0	159	174	87	77	36	81
San Diego	1-0	4.63	4	1	0	0	9	8	11	6	5	1	1
Toronto	0-0	6.78	2	0	0	0	0	3	3	2	2	1	1
1979 Syracuse	12-11	3.65	27	27	15	2	0	197	192	88	80	45	111
1980 Rochester	8-7	4.05	35	11	4	1	5	129	123	61	58	39	51
Pro Totals	122-99	3.95	342	227	99	21	34	1727	1841	893	758	504	947
A.L. Totals	1-3	6.00	17	3	1	0	2	42	53	32	28	14	17
N.L. Totals	1-0	4.63	4	1	0	0	0	8	11	6	5	1	1
M.L. Totals	2-3	5.94	21	4	1	0	2	50	64	38	33	15	11

40

JAMES (JIMMY) B. WILLIAMS

Born: May 15, 1926
Height: 5'10" **Weight:** 180
Batted, R; Threw, R
Position: Outfield

Birthplace/Residence: Born and raised in Toronto, Ontario, but lived in Pueblo, CO for many years. Now resides in Joppa, MD.

Tenure: This is his 41st season in professional baseball and his 10th with the Baltimore organization.

Signed Originally with: Brooklyn (Los Angeles) Dodgers.



COACH: Begins his first year as the O's 3rd base coach replacing **Cal Ripken Sr.** (he served as 3rd base coach one other year on the major league level, Houston Astros, '75) . . . Jimmy was appointed to the coaching staff in January '81 when **Frank Robinson** resigned to become manager of the San Francisco Giants. Williams served as first base coach during his 1st six years with the O's.

BALTIMORE ORGANIZATION: Jimmy became a manager in the O's farm system in '78 and guided clubs to the playoffs in each of his three seasons, including a pair of league championships.

In '80, he led the O's class AA team at Charlotte to the Southern League crown . . . The O's won the Eastern Division first half before rebounding in the playoffs to beat Savannah, three games to none, and Memphis, three games to one, for the title. In '79, Charlotte also won the first half title but was eliminated by Columbus, GA in the first round of the playoffs.

The previous year, his first with the Orioles, Jimmy directed class A Miami of the Florida State League to the second half championship, knocked off Fort Myers in a one-game divisional playoff, then erased the Lakeland Tigers in a best-of-three final to win the pennant.

MANAGING/COACHING BACKGROUND: Jimmy has logged 17 years as a minor league manager in the farm systems of the Dodgers ('63, '64, '76-'77), A's ('65 thru '69), Astros ('70 thru '74) and Orioles and owns over 1100 wins . . . He also spent the '75 season as the third base coach for the Houston Astros on the major league level.

98

His first four pennants came in the Florida State League when he managed for A's at Leesburg in '66 . . . That year his club was 50-14 in the first half, fell to fifth in the 2nd half, but came back to beat St. Petersburg in the FSL playoffs . . . That club led organized baseball with 232 stolen bases in 132 games, a FSL record that still stands, while **Allen Lewis**, who went on to become **Charlie Finley's** "designated runner" stole 116, also a league mark . . . Jimmy also managed at Leesburg in '67 and put in another FSL campaign with Astros at Cocoa in '72.

Jimmy joined the Houston organization in '70 and won a pennant at Columbus in the Southern League (he also managed Columbus in '74) . . . He has managed at every level but "rookie" including four years at AAA: '69 (Des Moines), '71 (Oklahoma City), '73 (Denver), all in the American Association and '77 (Albuquerque) of the Pacific Coast League.

He has also managed in: Santa Barbara ('63, California), Grand Forks ('64, Northern), Shelby ('65, Western Carolinas), Newport News ('68, Carolina) and Lodi ('76, California) . . . Served as a player-coach at Omaha (American Association) in '62.

PLAYING CAREER: He played for 18 years ('47 thru '64) as an outfielder in the Dodgers' system including occasional appearances in his first two years as a manager . . . He was outstanding in his first professional season in '47, earning "rookie of the year" honors in the Wisconsin State League and batting a composite .367 with three different clubs . . . That year he amassed 163 hits, 27 doubles, 15 triples, 12 homers, 121 rbi and 24 stolen bases in 117 games.

In '49 at Pueblo, he broke a Western League record with 42 stolen bases (in 43 attempts) . . . That mark was later broken by current Orioles scout and field coordinator by **Len Johnston** who swiped 64 at Colorado Springs in '53.

Jimmy never played in the majors but put in five seasons at the AAA level ('55 thru '57 at Montreal in the International League) and '59 and '62 in the American Association . . . Hit over .300 in five different seasons.

PERSONAL: Jimmy graduated from DeLaSalle High School in Toronto where he lettered in baseball, hockey, football and lacrosse . . . He played minor league hockey (right wing) for the old Boston Olympics in the early 1950's and even played 2 winters ago in an amateur hockey league in Baltimore . . . During the past off-season he assisted with coaching in a Baltimore area youth hockey league . . . His other hobbies include golf, tennis and remodeling homes.

On Feb. 3, '87, Jimmy was inducted into the Charlotte (NC) Hall of Fame . . . He is the father of two sons, **Chris** (6/10/52) and **Kirk** (11/11/56) and daughter, **Julie** (2/19/61).

YEAR CLUB	PCT.	G	AB	R	H	2B	3B	HR	RBI	SB	BB	SO
1947 Kingston	.338	20	74	23	25	2	4	1	11	5	7	5
Sheboygan	.385	86	325	84	125	25	10	9	105	18	71	43
Three Rivers	.289	11	45	8	13	0	1	2	5	1	3	7
1948 Danville	.251	120	443	65	111	21	16	5	73	12	76	78
1949 Pueblo	.288	136	565	126	163	23	18	11	81	42	60	92
1950 Mobile	.249	127	414	52	103	13	8	3	38	13	29	56
1951 Mobile	.266	72	218	39	58	12	1	3	15	6	26	23
Elmira	.258	45	128	23	33	5	2	1	14	6	9	12
1952 Mobile	.255	124	314	46	80	16	6	2	42	11	26	17
1953 Mobile	.250	2	4	—	1	0	0	0	0	0	—	—
Elmira	.312	140	509	61	159	21	5	6	64	18	53	30
1954 Mobile	.295	148	505	73	149	22	4	8	61	13	50	43
1955 Montreal	.329	149	519	93	171	33	8	13	63	21	48	61
1956 Montreal	.298	146	550	96	164	27	9	8	55	12	60	44
1957 Montreal	.263	136	441	62	116	18	4	4	37	5	47	44
1958 Spokane	.302	142	493	59	149	21	3	12	64	5	44	17
1959 St. Paul	.194	47	144	12	28	4	0	0	12	2	14	17
Victoria	.312	78	266	46	83	9	2	8	46	5	44	24
1960 Atlanta	.267	142	524	100	140	37	0	17	81	1	75	55
1961 Atlanta	.278	105	322	52	98	22	2	9	66	0	55	34
1962 Omaha	.281	47	96	19	27	2	1	3	20	1	13	14
1963 Santa Barbara	.328	31	64	9	21	5	0	1	11	0	5	7
1964 Grand Forks	.000	6	4	0	0	0	0	0	0	0	1	1
Pro Totals	.290	2060	6967	1148	2017	338	104	126	964	197	810	747

BIRDS' BIGGEST DEAL

In November-December 1954 the Orioles and Yankees engineered a 17 player deal, one of the biggest in baseball history. General Manager Paul Richards sent the following players to New York: pitchers Mike Blyskal, Don Larsen and Bob Turley; catcher Darrell Johnson, first baseman Dick Kryhoski, shortstop Billy Hunter, and outfielders Ted del Guercio and Jim Fridley . . . The Birds in turn acquired the contracts of: pitchers Harry Byrd, Jim McDonald and Bill Miller; catchers Hal Smith and Gus Triandos; second baseman Don Leppert, third baseman Kal Segrist, shortstop Willie Miranda and outfielder Gene Woodling.

99

PLAYERS

41

DONALD (DON) WILLIAM AASE


Born: Sep. 8, 1954
Height: 6'3"; **Weight:** 220
Bats, R; Throws, R
Position: Pitcher

Birthplace/Residence: Born and grew up in Orange, CA... Now lives in nearby Yorba Linda, CA.

Contract Status: Signed four-year contract, extending thru '88 season, in Dec., '84.

Tenure: 9 years, 70 days.

Signed Originally with: Boston.



YEAR CLUB	W-L	ERA	G	GS	CG	SHO	SV	IP	H	R	ER	BB	SO
1972 Williamsport—1	*0-10	5.81	12	12	1	0	0	62	60	48	40	34	48
1973 Winter Haven	*12-15	3.60	29	29	9	6	0	170	153	82	68	73	127
1974 Winston-Salem	*17-8	*2.43	32	*30	*18	4	2	*230	185	72	62	84	178
1975 Pawtucket	8-13	3.63	29	*29	7	3	0	186	173	85	75	89	125
1976 Pawtucket	5-2	3.33	10	9	2	1	0	54	42	23	20	34	46
1977 Pawtucket	6-6	5.05	18	18	5	0	0	109	118	67	61	60	94
Boston—2	6-2	3.13	*13	13	4	2	0	92	85	36	32	19	46
1978 California	11-8	4.02	29	29	6	1	0	179	185	88	80	80	95
1979 California	9-10	4.81	37	28	7	1	2	185	200	104	99	77	96
1980 California	8-13	4.06	40	21	5	1	2	175	193	83	79	66	74
1981 California	4-4	2.35	39	0	0	0	11	65	56	17	17	24	36
1982 California	3-3	3.46	24	0	0	0	4	52	45	20	20	23	40
1983 California	(On Disabled List)												
1984 Redwood	0-1	5.11	4	3	0	0	0	12	9	9	7	7	10
California—3	4-1	1.62	23	0	0	0	8	39	30	7	7	19	28
1985 Baltimore	10-6	3.78	54	0	0	0	14	88	83	44	37	35	67
1986 Baltimore	6-7	2.98	66	0	0	0	34	81.2	71	29	27	28	67
M.L. Totals	61-54	3.74	325	91	22	5	75	956.2	948	428	398	371	552

* Led League

1—Selected by Boston in June '72 free agent draft (6th round).

2—Acquired by California from Boston with undisclosed amount of cash in deal for 2nd baseman Jerry Remy.

3—Played out option with California... Signed contract (Re-entry System) with Orioles on 12/13/84.

League Championship Series Record

YEAR CLUB, OPP.	W-L	ERA	G	GS	CG	SHO	SV	IP	H	R	ER	BB	SO
1979 Cal. vs. Bal.	1-0	1.80	2	0	0	0	0	5	4	1	1	2	6

All-Star Game Record

YEAR CLUB, SITE	W-L	ERA	G	GS	CG	SHO	SV	IP	H	R	ER	BB	SO
1986 A.L., Hou.	0-0	0.00	1	0	0	0	1	0.2	0	0	0	0	0

Low-Hitters: 3-Hitters—2, (July 31, '77 at Cal. and Sep. 5, '77 at Tor.)

Strikeout Highs: 11, (July 26, '77 vs. Mil. at Bos., major league debut).

In Relief: 5, six times, (the latest Aug. 21, '85 at Sea. and June 17, '85 vs. N.Y. at Bal.)

Walk Highs: 6, (June 23, '78 at Tex.)... **In Relief: 5**, (Apr. 8, '82 at Oak.)

Winning Streaks: 8, (Aug. 7, '84 thru May 10, '85).

Losing Streaks: 4, twice, (the latest Aug. 15 thru Sep. 8, '86).

Longest Relief Stints: 6 inn., twice, (Aug. 10, '80 vs. Min. at Cal. and Apr. 13, '82 vs. Sea. at Cal.)

Pitches: Fastball, curve, slider.

1986 SEASON SUMMARY

Made his return from '82 arm surgery complete with best relief season in O's history... Earned a club record 34 saves, breaking mark of 26 set by **Tim Stoddard** in '80... Was 2nd in the A.L. behind N.Y.'s **Dave Righetti** (46) and 4th in the majors behind **Righetti**, St. Louis' **Todd Worrell** (36) and Montreal's **Jeff Reardon** (35).

Was 3rd in the A.L. and 5th in the majors in games finished with 58 in 66 appearances... Traded **Righetti** (68), Texas' **Greg Harris** (63), **Worrell** (60), and **Lee Smith** (59) of the Chi. Cubs.

Was landslide winner of '86 "most valuable Oriole" award... His 34 saves were most ever by a pitcher for a last place club breaking mark held by **Ken Sanders** of Milwaukee (31) in '71... Had a save or win in 40 of O's 73 wins (55%).

100

Earned save in A.L.'s 3-2 victory in the all-star game at the Astrodome meaning an Oriole pitcher has saved 4 of the last 6 A.L. wins beginning '58 (see below under "All-Star Game").

Named A.L. "pitcher of the month" in May (1-0, 9 svs, 0.69, IP-13, ER-1) while O's enjoyed their best month (18-8).

Had a stretch of 19 games between Apr. 30 and June 15 where he allowed only one run (earned) in 23.2 innings (0.38) while gaining 14 saves and a win... That span gave him a 2-2 record with 18 saves and a season-low 0.83 era (IP-32.2, ER-3).

Broke Oriole record for saves with his 27th on July 28, but had only 7 the rest of the season.

Thru Aug. 2, was 4-3 with major league-leading 28 saves (in 33 opportunities) and a 2.02 era (IP-58, H-45, R-15, ER-13, BB-20, SO-52) in 46 games... Suffered strained back and was unable to pitch from Aug. 3-9... In final 20 appearances beginning Aug. 10 was 2-4 with 6 saves (in 10 opp's) and a 5.32 era (IP-23.2, H-26, R/ER-14, BB-8, SO-15).

ALL-STAR GAME: A.L. manager **Dick Howser** called on him to protect a one-run lead in the 9th inning with one out and runners on 1st and 3rd. **Aase** induced San Francisco's **Chris Brown** to hit into a game-ending double play as A.L. held on for a 3-2 win at the Astrodome on July 15... While the A.L.'s win was only their 6th in the last 33 games (beginning '58), it has been Oriole relievers who have saved 4 of those victories: **Billy O'Dell** ('58, '59), **Milt Pappas** ('62) and **Aase**.

2 LOSSES IN ONE DAY: Became the 1st Oriole to ever lose 2 games in one day when he lost both games of a doubleheader at Oakland, Aug. 28... Both losses were in "sudden death"... Was beaten, 5-4, on a 2-out, 2-run homer by **Dave Kingman** in the 9th inning of the first game and 8-7 on a 2-out, 2-run triple by **Carney Lansford** in the 9th inning of the 2nd game... **Wes Stock** is the only Oriole to win 2 games in one day (May 26, '63 at Cleveland).

SAVES FOR: Mike Boddicker-8... Ken Dixon-6... Storm Davis-5... Mike Flanagan & Scott McGregor-4... Brad Havens & Rich Bordi-2... Nate Snell, Eric Bell & John Habyan-1.

LONGEST OUTING: Of his 66 appearances, 61 were 2 innings or less and only once did he work more than 2.2 innings (went 3 innings on Aug. 13 in 13-inning 7-6 win vs. Toronto).

His longest stretch since returning from '82 arm surgery (see below under "Arm Injury/Recovery") is 4.1 innings for California at K.C. on Sep. 25, '84.

ROLAIDS: Finished 2nd in the A.L. Rolands Relief Man Competition with 73 points (+2 for win/save, -1 for loss) trailing N.Y.'s **Dave Righetti** (100).

ORIOLES ALL-TIME: In addition to club record for saves, also established Oriole record for most relief points (wins + saves) with 40, bettering old mark set by **Stu Miller** (38) in '65... In just 2 seasons has moved into 6th place on O's all-time save list with 48.

BALTIMORE ORIOLE RELIEF PITCHERS—1986 SEASON MILLER-BROWN RATING SYSTEM

PITCHER	APP.	TOTAL POINTS	POINTS PER APP.	HOLDS (+1)	WINS (+2)	SAVES (+2)	SQUANDERS (-1)	LOSSES (-2)
Aase	66	90	1.36	44	6	34	20	7
Bordi	51	15	0.29	28	6	3	23	4
Havens	46	4	0.09	19	3	1	17	3
Martinez, T.	14	1	0.07	7	0	0	4	2
Arnold	11	2	0.18	7	0	0	3	1
Snell	34	1	0.03	14	2	0	15	1
Kinnunen	9	0	0.00	3	0	0	3	0
Martinez, D.	4	-2	—	0	0	0	2	0
Jones	21	-1	—	11	2	0	12	2
Swaggerty	1	-1	—	0	0	0	1	0
Totals	257	109	0.42	133	19	39	100	20

The system was initiated 5 years ago and, in essence, rewards relievers for saves (+2), wins (+2), and holds (+1) while penalizing them for losses (-2) and squanders (-1).

A pitcher can be awarded a win and a hold in the same game and can be charged with a loss and a squander in the same appearance, but can accumulate no more than 3 points (positive or negative) in one outing.

101

DON AASE (Cont.)

1986 AND MAJOR LEAGUE CAREER

ARM INJURY/RECOVERY: Went on disabled list June 3, '82 with "muscular strain", but was re-instated June 26. . . . On July 17, however, he came out of a game in Cleveland with a right arm that felt "like it was on fire from the elbow down".

On Oct. 18, **Dr. Lewis Yocum** performed surgery which included transplantation of a tendon from his left wrist to his right elbow. . . . Did not pick up a baseball for next 9 months, then embarked on a long and gradual program in which he ultimately began throwing on the side and eventually worked up to 3/4 speed. . . . However, he did not pitch competitively again until spring training of '84.

When he pitched on June 18, '84 vs. the Rangers at Anaheim, it was his 1st major league regular season game in one year, 11 months. . . . He started the season on the DL, then went to Redwood in the California League May 10 for "injury rehabilitation". . . . Returned to Angels May 30 and was activated June 13.

Did not allow a run in his 1st 4 appearances. . . . Never pitched 2 days in a row during that '84 season. . . . Worked his longest stint (4.1 innings) on his last appearance of year (Sep. 25 at K.C.).

Had one other major injury earlier in his career. . . . Developed tendinitis in right elbow while still in minors during '75 season. . . . Condition worsened in '76 (scrubbing Red Sox plan to promote him) and he did not pitch over the last 2 months.

RELIEVING/STARTING: Was a starting pitcher originally and continued in that role during his 1st and 2nd seasons in the majors. . . . Began relieving 2nd half of '79 season for Angels, but returned to starting rotation the following spring.

Became exclusively a relief pitcher on Aug. 3, '80 (has not started since). . . . As a starter his career figures are: 30-32, with a 4.25 era (IP-559, ER-264) over 91 games. In relief he has appeared in 234 games, gone 31-22 (.585) with 75 saves and a 3.03 era (IP-398, ER-134).

AASE BY MONTH

1986 SEASON						LIFETIME					
W-L-S	ERA	IP	ER	G	MONTH	W-L-S	ERA	IP	ER	G	
1-2-4	1.64	11	2	10	APR.	11-7-6	3.07	134.2	46	44	
1-0-9	0.69	13	1	12	MAY	9-11-15	3.74	159	66	54	
1-1-7	2.87	15.2	5	12	JUNE	7-10-10	4.04	169.1	76	50	
1-0-7	2.76	16.1	5	11	JULY	9-11-13	4.07	159.1	72	51	
1-3-4	4.26	12.2	6	10	AUG.	12-10-14	4.16	179.2	83	64	
1-1-3	6.00	12	8	11	SEP.-OCT.	13-5-17	3.19	155.1	55	62	

VS. OPPONENTS: Had a save or win against all 13 A.L. teams in '86. . . . Earned a save against every team except Detroit, but had the O's only win vs. the Tigers. Was 1-0 vs. K.C. and is now 7-0 lifetime vs. the Royals, the only club against whom he is undefeated. . . . See Individual Pitching vs. Each Opponent (page 64). . . . See also "Vs. Opponent" section (pages 36-50).

PREVIOUS CAREER HIGHLIGHTS

1985: Led O's in saves (14) and games (54). . . . Converted 14 of 19 save opportunities. . . . Struggled thru 1st 2 months. . . . On June 9 gave up 7 hits & 7 runs while retiring only 2 batters in 9th inning against Boston. . . . To that point he had a 6.83 era (IP-55.2, ER-11).

For the next 3-1/2 months, from June 12 thru Sep. 29, turned it completely around. . . . In that span, he was 5-3 with 12 saves in 34 appearances and maintained a 1.78 era (IP-55.2, ER-11).

CALIFORNIA ANGELS: Was first Orange County native ever to play for Angels.

In '84, was one of only 3 A.L. hurlers to beat Tigers' Cy Young Award winner **Willie Hernandez**. . . . Suffered only loss to Boston's **Bob Stanley**. . . . Won his last 4 decisions.

In '82, before he was beset by elbow injury, jumped off to a 3-1 record with 2 saves and a 0.67 era (IP-27, ER-2) in 10 games. . . . Despite the abbreviated '81 season, earned 11 saves, then a career-high, in his first full season as a reliever.

In both '79 and '80 he opened the season as a starter and moved to the bullpen in the 2nd half. . . . Was 8-9 as a starter in '79 and only modestly successful in relief (1-1, 1 sv, 6.30 era).

In '80, however, after going 5-13 with a 4.90 era as a starter, he was 3-0 with 2 saves and an era of 2.08 in 19 relief appearances. . . . That success triggered his permanent assignment to the bullpen.

Was Angels' lone winner in '79 ALCS vs. O's. . . . Beat **Don Stanhouse** in game #3 at Anaheim. . . . Held O's to one run in last 4 innings, but was behind 3-2 until Angels rallied for 2 runs in the bottom of the 9th.

In '78, his 1st full year with California, was 8-8 thru Aug., then went 3-0 in Sep. . . . That effort gave him 6-1 Sep.-Oct. record after less than 2 full seasons in the majors.

BOSTON RED SOX: Was called up to the Red Sox July 26, '77 (from Pawtucket) in the midst of a pennant race and went 6-2 the rest of the way, all as a starter.

His first 2 big league efforts were highly notable. . . . In his debut, the day he was promoted to the Carmines, he fanned 11 Brewers (still a career high) enroute to a 4-3 complete game win. . . . The next time out, July 31, he pitched a 3-hit 1-0 shutout against the Angels in his native Orange County.

MINOR LEAGUE: Signed by Red Sox scout **Joe Stephenson** at age of 17. . . . In his 1st 2 pro seasons, led his league both times in losses: 0-10 in '72 New York-Penn League, and 12-15 in Florida State League the following year. . . . Was 12-25 after 2 pro campaigns.

That all changed dramatically in '74 at Winston-Salem where he was the Carolina League's "pitcher of the year" while leading the loop in wins (17), era (2.43) starts (30), complete games (18) and innings (230).

By '76, the Red Sox expected to bring him up to the big club in mid-season, but arm trouble set in, delaying his promotion until '77.

AMATEUR CAREER: Graduated from Savanna High School in Anaheim. . . . Gives his coach, **Jim Reach** (who also tutored **Al Hrabosky**) much credit for his early development. . . . Played Lite League, Colt League and American Legion Baseball.

PERSONAL: Married the former **Judy Becker** Jan. 10, '81. . . . They have 2 children: **Kyle** (1/16/82) and **Amber Kallie** (12/18/85). . . . Likes to duck hunt in the off-season.

TONY DALE ARNOLD

57

Born: May 3, 1959

Height: 6'0" **Weight:** 185

Bats: R; **Throws:** R

Position: Pitcher


Birthplace/Residence: Born in El Paso, Texas

. . . Grew up and resides in Irving, Texas.

Contract Status: Signed thru '87.

Tenure: 43 days.

Signed Originally with: Orioles.



YEAR CLUB	W-L	ERA	G	GS	CG	SHO	SV	IP	H	R	ER	BB	SO
1981 Bluefield-1	2-1	8.22	5	3	1	0	0	23	32	22	21	11	15
Miami	2-1	1.23	6	3	0	0	0	22	21	4	3	3	8
1982 Hagerstown	8-2	3.81	12	12	3	0	0	80	78	38	34	16	48
Charlotte	5-6	5.22	15	15	5	1	0	88	103	55	51	29	49
1983 Charlotte	7-5	3.29	44	2	0	0	12	107	122	47	39	36	48
Rochester	0-1	3.52	3	1	0	0	0	8	10	5	3	5	5
1984 Charlotte	7-5	3.14	16	12	4	3	0	83	93	35	29	25	35
Rochester	5-6	4.53	14	14	4	2	0	91	92	50	46	24	55
1985 Charlotte	11-7	3.87	31	18	6	2	1	161	163	74	69	21	85
1986 Rochester	4-3	1.95	38	1	0	0	8	87.2	92	25	19	14	49
Baltimore	0-2	3.55	11	0	0	0	0	25.1	25	15	10	11	7
Pro Totals	51-39	3.76	195	81	23	8	21	776	831	370	324	195	404

1—Selected by Orioles in 10th round of June '81 free agent draft.

TONY ARNOLD (Cont.)

Pitches: Fastball, slider, split-finger fastball.

1986 SEASON SUMMARY

BALTIMORE: Had 2 stints with Orioles . . . Was 1st recalled from Rochester on Aug. 8 and made big league debut at home vs. Cleveland on Aug. 9 . . . Made 5 appearances without a decision (2.92, IP-12.3, ER-4) before returning to Rochester on Aug. 29.

Recalled again on Sep. 21 and had best outing in no decision vs. N.Y. on Sep. 24 when he threw 4.2 innings of 1-hit, shutout ball in O's 4-1 loss.

Suffered losses in each of his last 2 appearances: 11-7 at Boston on Oct. 1 and 6-3 to Detroit at home Oct. 5.

ROCHESTER: Averaged 1.43 walks per 9 innings (IP-87.2, BB-14, IBB-4), tops in the International League . . . Did not walk a batter in his last 13 appearances (19.2 innings) . . . Relieved in 37 of his 38 appearances . . . His lone start was a losing effort against Columbus at Rochester May 15.

At the time he was 1st recalled by Orioles on Aug. 8, his 1.87 era (IP-86.2, ER-18) was just 3 innings shy of qualifying as the league's best . . . Finished 25.1 short of qualifying for era crown.

In a 13-game span between May 25 thru June 23 he allowed only 3 runs (2 earned) and 2 walks in 34.2 innings (0.52) and was 2-0 with 2 saves.

PREVIOUS CAREER HIGHLIGHTS

CONTROL: In his minor league career has walked an average of only 2.20 batters per 9 innings (IP-751.2, BB-184) . . . Has led his league in fewest walks per 9 innings in each of the past 2 seasons: '86 at Rochester (see above) and '85 at Charlotte (see below).

1985: Averaged only 1.12 walks per 9 innings, best in the Southern League. His 6 complete games included a 3-hitter vs. Jacksonville June 24.

1984: Opened the season at Charlotte, but was promoted to Rochester and hurled 2-hitter July 24 vs. Richmond . . . Returned to Charlotte and did the same thing to Chattanooga on Aug. 18.

1983: Received his 1st taste of relief work and finished 2nd in the Southern League in saves (12) and 3rd in relief points (31) . . . Was 5 innings short of qualifying among the SL's era leaders. This was only year, until '86, that he relieved more than he started (relief-42, starts-2).

AMATEUR BACKGROUND: Played with **Spike Owen** and **Calvin Schiraldi** at the University of Texas . . . In '81, compiled a 17-1 record while leading the Longhorns to a 3rd place finish in the College World Series . . . Named the team's "MVP" and was selected outstanding player in '81 Southwest Conference playoffs . . . Posted a 2.84 era that year and walked only 21 batters in 146 innings . . . Completed 13 of 19 starts.

Graduated from Irving (TX) High School, where he earned 3 letters in baseball and was all-City and all-district.

PERSONAL: He and his wife, the former, **Sara McAuliffe**, were married on Feb. 1, '86.

45

ERIC ALVIN BELL

Born: Oct. 27, 1963

Height: 6'0"; **Weight:** 165

Bats: L; **Throws:** L


Position: Pitcher

Birthplace/Residence: Born and still lives in Modesto, CA.

Contract Status: Signed thru '87

Tenure: 34 days.

Signed Originally with: Orioles.



104

YEAR CLUB	W-L	ERA	G	GS	CG	SHO	SV	IP	H	R	ER	BB	SO
1982 Bluefield-1	4-1	2.10	11	9	0	0	0	51.1	42	19	12	36	30
1983 Newark	3-2	4.95	18	5	2	0	6	60	71	44	33	30	56
1984 Hagerstown	0-0	9.82	3	1	0	0	0	3.2	6	4	4	5	6
Newark	8-3	2.46	15	15	4	1	0	102.1	82	40	28	26	114
1985 Hagerstown	11-6	3.13	26	26	5	2	0	158.1	141	73	55	63	162
Baltimore	0-0	4.76	4	0	0	0	0	5.2	4	3	2	4	4
1986 Charlotte	9-6	3.05	18	18	6	1	0	129.2	109	49	44	66	104
Rochester	7-3	3.05	11	11	4	0	0	76.2	68	26	26	35	59
Baltimore	1-2	5.01	4	4	0	0	0	23.1	23	14	13	14	18

Pro Totals 43-23 3.20 100 89 21 4 6 611 546 272 217 279 553

* Led League

* Tied for league lead

1—Selected by Orioles organization in June, '82 free agent draft (9th round) . . . Signed by George Lauzerique.

Pitches: Fastball, curve, slider, change-up.

1986 SEASON SUMMARY

Went from Charlotte to Rochester to Baltimore and in the process led the entire Orioles organization in wins with a combined 17-11 record . . . Has won 28 over the past 2 seasons, tops in the O's system.

Made a total of 33 starts and held the opposition to 3 runs or less in 24 games, including 3 of 4 with Orioles . . . Compiled a 16-9 record at Charlotte and Rochester combined despite losing 3 games by 3-2, 3 games by 2-1 and one by 1-0.

BALTIMORE: Joined the Orioles from Rochester on Sep. 15 and made 4 starts, including 2 impressive efforts against the Yankees . . . Pitched at least into the 7th inning in his 1st 3 starts, but in his final turn on Oct. 4 at home vs. Detroit was knocked out in the 2nd inning in an 11-4 loss.

Made 1st major league start Sep. 17 at Yankee Stadium and won 8-3 (IP-6.2, H-6, R/ER-3, BB-3, SO-4) with relief help from **Don Aase** . . . Win snapped an Orioles' 5-game losing streak.

In next start on Sep. 23 at home vs. N.Y., he led 2-1 entering the 8th, but gave up his 1st big league homer, a solo to **Dave Winfield**, and left after 8 with the score 2-2 . . . O's eventually lost 5-3 in 10 innings.

Took 1st major league loss in next start at Milwaukee Sep. 28 . . . Left the game trailing 3-2 after 7 innings in game eventually lost 10-2.

ROCHESTER: Lost his 1st start at Rochester to Syracuse on July 6, then won 6 straight (in 7 starts), July 11 thru Aug. 12 . . . His era at Rochester, oddly enough, was the same as it was at Charlotte (3.05).

Held opponents to 3 runs or less in 10 of his 11 starts with Red Wings . . . Finished in 3-way tie for top winning percentage in the league (.700, 7-3) along with teammate **Odell Jones**.

CHARLOTTE: Led the Southern League in era despite being promoted to Rochester in early July . . . Named to Baseball America's S.L. all-star team . . . Held opponents to a .233 (468-109) batting average, 2nd lowest in league.

Averaged 7.22 strikeouts per 9 inning, 3rd best in loop . . . Led Charlotte with 6 complete games . . . Struck out season-high 13 batters on May 5 in 2-1 loss to Memphis.

PREVIOUS CAREER HIGHLIGHTS

MAJOR LEAGUE DEBUT, '85: Became the 1st Oriole since **Wally Bunker** ('63) to be promoted directly from A ball to the big leagues when he joined the O's on Sep. 23 after spending the season at Hagerstown.

The Carolina League season ended Sep. 2, but he was pitching in the Instructional League when promoted after both **Mike Boddicker** and **Storm Davis** sustained season ending injuries.

Made debut on Sep. 24 at Milwaukee and retired all 3 hitters he faced, 2 on strikeouts . . . Was scored on in only one of 4 relief outings with O's.

HAGERSTOWN, '85: Led the Carolina League in strikeouts (162) and was tied for the league lead in starts (26) . . . Topped the Hagerstown staff in wins (11), shutouts (2), complete games (5) and innings (158.1) . . . Threw three 2-hitters and one 4-hitter . . . Gave up 2 or fewer runs in 16 of 26 starts

1984: Was named to Baseball America's N.Y.-Penn League all-star team in '84 while helping lead Newark to league championship series . . . Struck out career-high 15 in 7-3 win in league final series vs. eventual champion Little Falls . . . Was 2nd in the league in strikeouts (114) and 3rd in innings pitched (102).

105

ERIC BELL (Cont.)

EARLY CAREER: Used primarily in relief at Newark in '83 and was 2nd on the club with 6 saves . . . In '82, fell 3 innings shy of qualifying among the era leaders in Appalachian League.

AMATEUR BACKGROUND/PERSONAL: Graduated in '82 from Beyer High School in Modesto, CA . . . Played baseball, basketball and football . . . Selected "mvp" in baseball 3 years . . . Single.

52

MICHAEL (MIKE) JAMES BODDICKER

Born: Aug. 23, 1957

Height: 5'11"; **Weight:** 182

Bats, R; Throws, R


Position: Pitcher

Birthplace/Residence: Born in Cedar Rapids, IA . . . Grew up and still lives in Norway, IA (southwest of Cedar Rapids).

Contract Status: Signed thru '87.

Tenure: 4 years, 100 days.

Signed Originally with: Orioles.



YEAR CLUB	W-L	ERA	G	GS	CG	SHO	SV	IP	H	R	ER	BB	SO
1978 Bluefield-1	2-1	0.47	8	1	0	0	2	19	9	2	1	10	28
Charlotte	4-3	1.94	10	8	5	2	0	65	42	15	14	17	48
Rochester	1-0	1.80	1	1	0	0	0	5	4	1	1	2	3
1979 Charlotte	9-3	3.00	14	14	8	2	0	102	82	40	34	36	89
Rochester	4-6	6.00	15	12	2	1	0	72	88	48	48	27	46
1980 Rochester	12-9	2.18	25	25	13	4	0	190	149	57	46	35	109
Baltimore	0-1	6.43	1	1	0	0	0	7	6	5	5	4	4
1981 Rochester	10-10	4.20	30	29	8	3	0	182	182	91	85	66	109
Baltimore	0-0	4.50	2	0	0	0	0	6	6	4	3	2	2
1982 Rochester	10-5	3.58	20	19	5	1	0	133.1	121	59	53	36	82
Baltimore	1-0	3.51	7	0	0	0	0	25.2	25	10	10	12	20
1983 Rochester	3-1	1.90	4	4	1	1	0	23.2	17	6	5	13	18
Baltimore	16-8	2.77	27	26	10	*5	0	179	141	65	55	52	120
1984 Baltimore	*20-11	*2.79	34	34	16	4	0	261.1	218	95	81	81	128
1985 Baltimore	12-17	4.07	32	32	9	2	0	203.1	227	104	92	89	135
1986 Baltimore	14-12	4.70	33	33	7	0	0	218.1	214	125	114	74	175
M.L. Totals	63-49	3.60	136	126	42	11	0	900.2	837	409	360	315	584

* Led League

1—Selected by Orioles organization in June '78 free agent draft (6th round, Baltimore's 9th selection, secondary phase) . . . Signed on 6/12/78.

League Championship Series Record

YEAR CLUB	W-L	ERA	G	GS	CG	SHO	SV	IP	H	R	ER	BB	SO
1983 Bal. vs. Chi.	1-0	0.00	1	1	1	1	0	9	5	0	0	3	14

World Series Record

YEAR CLUB	W-L	ERA	G	GS	CG	SHO	SV	IP	H	R	ER	BB	SO
1983 Bal. vs. Phi.	1-0	0.00	1	1	1	0	0	9	3	1	0	0	6

All-Star Game Record

YEAR CLUB	W-L	ERA	G	GS	CG	SHO	SV	IP	H	R	ER	BB	SO
1984 A.L. at S.F.	(selected, did not appear)												

Low Hitters: 1-Hitters-1, (Aug. 13, '84 at Tor.); 3-Hitters-2, (Aug. 26, '83 vs. Min. at Bal. and Oct. 12, '83 vs. Phi. at Bal., WS game #2); 4-Hitters-7, (the latest Apr. 14, '86 at Tor.).

Strikeout Highs: 14, (Oct. 6, '83 vs. Chi. at Bal., ALCS game #2); 12, (Sep. 21, '83 at Det.).

Walk Highs: 7, (May 15, '86 vs. Min. at Bal.); 6, 3 times, (the latest May 21, '85 at Oak.).

Winning Streaks: 6, twice, (July 23 thru Aug. 24, '84 and May 25 thru June 20, '86).

Losing Streaks: 7, (Aug. 8, '86-current); 5, (May 21 thru June 12, '85).

Pitches: Fastball, curve, slider and change. Also throws a "foshball", a combination of a forkball and changeup (a changeup is known as a "dead fish" in Orioles jargon).

1986 SEASON SUMMARY

Was the only Orioles starter with a winning record . . . Led the O's in wins (14), innings (218.1), complete games (7), fewest for an Oriole leader since '67, strikeouts (career-high 175, 11th in A.L.) and despite injury (see below) tied for club lead in starts (33) . . . Also paced O's in strikeouts for the 3rd straight year.

Allowed career highs in hrs (30) and runs (125, tied for 7th among A.L. starters, min. 20 starts) . . . His 4.70 era was also a career-high and 10th highest among A.L. starters.

FAST START, SLOW FINISH: For the 2nd straight year, Mike started fast but then ran into adversity. He was 2-0 after 3 starts when he beat Texas, 10-4, at home April 19, but tore ligament in right middle finger in that game. He went on disabled list thru May 9, but experienced soreness in finger for the rest of the season.

On June 20, after 12 starts and despite the finger injury, he was 2nd in the majors in wins with a 10-1 record (ERA-3.48, IP-93, H-77, ER-36, HR-9).

Three straight losses followed (to Detroit, Boston and Minnesota) during which he gave up 6 homers and 20 runs in 16 innings. That was the start of a 4-11 rest of season over his last 21 starts (ERA-5.60, IP-125.1, H-137, R-87, ER-78, HR-21).

Finished '86 with a career-high 7-game losing streak over his last 12 starts (ERA-6.64, IP-63.2, H-79, R-54, ER-47, HR-11) . . . Last win came Aug. 4 at Toronto over **Joe Johnson**, 12-2.

WIN STREAK: Won 6 straight starts, matching career high win streak, May 25 thru June 20 (ERA-3.54, IP-48.1, H-41, R/ER-19, HR-6) . . . Beat Yankees and Seattle twice, Milwaukee and Boston . . . Detroit snapped streak handing him 11-2 loss on June 25.

FIRST INNING WOES: Gave up club-high 28 first inning runs while allowing opponents to score in the first inning in 17 of 33 starts . . . His era in the first inning was 7.36 (IP-33, ER-27) . . . After the first had a 4.22 era.

MISCELLANEOUS: Top effort was 4-hit, 2-1 win at Toronto on Apr. 14 . . . O's were 18-15 in his 33 starts . . . Stopped six Oriole losing streaks, all before the end of June . . . Opponents batted .255 (840-214) . . . Was 7-4 at home in 16 starts (ERA-4.66, IP-102.1, ER-53) and 7-8 in 17 road starts (ERA-4.73, IP-116, ER-61).

Although he went 7 or more innings only twice in last 11 starts has done so 80 times in 126 starts . . . Collided with **Rick Manning** of Brewers on Sep. 21 and injured right thumb, but insisted on staying in rotation.

Hit 11 batters, tied for 5th most in the A.L. and 2nd most in Oriole history behind **Chuck Estrada's** 15 in '60.

1986 AND MAJOR LEAGUE CAREER

WINS: Since becoming a regular in the rotation in '83, has won 62 games, tied for 3rd most in the majors during that span ('83-'86) behind **Jack Morris** (76) and **Fernando Valenzuela** (65) . . . Also with 62 are **Charlie Hough** and **Ron Guidry**.

Was the A.L.'s only 20-game winner in '84 and is the only Oriole to win 20 since **Steven Stone** (25) and **Scott McGregor** (20) both did it in '80 . . . Is 10th on the O's all-time win list (see page 8).

1ST HALF/2ND HALF: Over the last 2 seasons combined has gone 20-14 in 37 1st half starts and 6-15 in 28 2nd half starts . . . During that period in the A.L., only **Oil Can Boyd** (22), **Roger Clemens** (21) have won more first half games.

In the last 2 seasons combined is 11-4 during the 1st 2 months of season, 3-13 after Aug. 1 and 0-7 after Sep. 1 . . . Finished '85 with 4-game losing streak and '86 with a 7-game slide.

ERA: Last 2 seasons era has been 4.40 (IP-421.2, ER-206) raising career mark from 2.89 to current 3.60.

In '84, his 2.79 era (IP-261.1, ER-81) edged Toronto's **Dave Steib** (2.83) for the A.L. crown . . . Became the 3rd Oriole to win the era title. **Jim Palmer** did it in '73 (2.40) and '75 (2.09), and **Hoyt Wilhelm** won it in '59 (2.19).

In '83, his 2.77 era (IP-179, ER-55) was 2nd lowest in A.L. to **Rick Honeycutt's** 2.42 . . . Though **Honeycutt** was traded by the Texas Rangers to the Dodgers on Aug. 19, he pitched more than the minimum qualifying standard of 162 innings.

MIKE BODDICKER (Cont.)

FIELDING: Led O's pitchers in total chances (67) for 4th straight year and finished among the A.L.'s top 3 in that category for 3rd consecutive season . . . Was 2nd to Cleveland's **Tom Candiotti** . . . Was 4th in assists (36) and tied for 3rd in putouts (28).

In '84 led all major league pitchers in successful total chances (98) and double plays (6) . . . Also tied A.L. record for putouts by pitcher in one season with 49.

VS. OPPONENTS: See page 64 for '86 & lifetime records vs. each club . . . See also Vs. Boston (page 37), Vs. California (page 39), Vs. Minnesota (page 44), Vs. New York (page 45) and Vs. Seattle (page 47), Vs. Texas (page 49).

BODDICKER BY MONTH

1986 SEASON					MONTH	LIFETIME				
W-L	ERA	IP	ER	G		W-L	ERA	IP	ER	G
2-0	3.38	21.1	8	3	APR.	5-4	3.56	81	32	13
3-1	3.34	32.1	12	4	MAY	14-6	2.74	151.1	46	21
5-2	5.07	49.2	28	7	JUNE	12-9	4.47	153	76	23
3-2	3.74	43.1	18	6	JULY	11-10	3.56	171.2	68	24
1-4	5.31	42.1	25	7	AUG.	12-8	3.43	183.2	70	28
0-3	7.06	29.1	23	6	SEP.-OCT.	9-12	3.83	160	68	27

PREVIOUS CAREER INFORMATION

1985: His 17 losses were the most by an Oriole since **Dave McNally** posted a 17-17 record in '73 . . . Was tied for 3rd in A.L. in losses . . . Missed the final 2½ weeks of the season with tendinitis in left knee.

Still led club in complete games (9), shutouts (2) and strikeouts (135) and was 2nd in starts (32) and innings (203.1) . . . Lost 4 one-run games and 4 two-run games . . . Was 6-1 after first 8 starts, then lost 5 straight and went 6-16 the rest of the season, including 3-10 in last 14 starts.

1984: Became the first Oriole to win the era crown and lead the A.L. in victories outright in the same season . . . Received 3 first place votes for BBWAA's A.L. **Cy Young** award . . . Totaled 41 points in the voting (5-3-1) to finish behind Detroit's **Willie Hernandez** (88), Kansas City's **Dan Quisenberry** (71) and Cleveland's **Bert Blyleven** (45).

Finished 5th in the majors in innings with a career-high 261.1 innings, was 2nd in complete games (16) and tied for 2nd in shutouts (4).

Named the righthanded pitcher on the A.L. all-star teams selected by TSN and UPI . . . Selected for All Star game, but did not pitch . . . Twice selected A.L. "player of the week" and named the league's "pitcher of the month" in May.

After losing all 3 decisions in April (4.23 era) was 20-8 (IP-233, ER-68, ERA-2.61) the rest of the season . . . Led O's in strikeouts (128) . . . Tied with **Mike Flanagan** for most starts (34).

In May, posted a 6-1 record and a 1.72 era . . . Was 10-1 from May 1 to the all-star break . . . Had a loss and a no decision in first 2 starts of 2nd half, then won a career-high 6 straight.

Won 10 of his final 13 starts and completed his last 5 starts . . . Gained his 20th win in 1st and only attempt in last start of season, Sep. 29 at Boston.

Allowed 2 runs or less in 20 of his 34 starts . . . Pitched at least 7.1 innings in all 15 starts after the all-star break . . . In his last 30 starts, failed to reach the 8th inning only 4 times.

1983: Began season in Rochester, but joined O's in May when injuries hit staff (came up when **Jim Palmer** was disabled) . . . Shut out Chicago on 5 hits in 2nd game of doubleheader on May 17 in only his 2nd major league start . . . Became regular from then on as **Mike Flanagan** missed next 3 months with knee injury suffered in the opener of that doubleheader.

Went on to a 16-8 record, most wins for a rookie that season . . . Was 12-4 in final 17 regular season starts . . . Second on team in victories, complete games (10) and strikeouts (120) . . . Led A.L. in shutouts (5).

Selected A.L.'s "rookie of the year" by TSN . . . Named righthanded pitcher on the Topps' major league all-rookie team.

Excelled in post-season . . . Became 1st rookie in LCS history to pitch a shutout . . . Blanked Chicago on 5 hits, 4-0, in game #2 at Baltimore, bringing O's back from a one game deficit . . . Fanned career high 14 batters tying the LCS record previously accomplished by Detroit's **Joe Coleman** in '72, **John Candelaria** of Pittsburgh in '75, and Houston's **Mike Scott** in '86 . . . Named '83 ALCS "most valuable player" . . . First pitcher to be so honored.

108

Again brought O's back from 1-0 deficit with a 4-hit, 3-1 victory over Philadelphia in game #2 of World Series on Oct. 12 at Baltimore . . . Allowed only an unearned run, struck out 6 and walked none.

At the time of his recall, was 3-1 at Rochester with a 3.90 era in 4 starts . . . Was one of O's final cuts in spring training after being hampered by sprained ankle.

1982: Mike was recalled from Rochester on July 29 and pitched 7 times in relief over the last 2 months . . . Earned his 1st major league victory against New York on Sep. 13, allowing one run in 3 innings. O's swept that 5 game series in Baltimore and 4 of the winning pitchers had started the season at Rochester.

After a slow start at Rochester, was 8-1 in his last 12 starts . . . Was leading the Wings in most pitching categories at the time of his recall.

Drove in game-winning runs with 2-run pinch double to beat Toledo on June 26 in 1st professional at bat . . . Mike was forced to hit when Rochester manager **Lance Nichols** had to put his designated hitter, **Tim Derryberry**, into the game defensively. The Wings had no position players remaining so Mike batted for pitcher **Nate Snell** with 2 out in the bottom of the 9th and the Wings trailing, 4-3.

1981: Mike led the Rochester staff in starts (29), shutouts (3), and strikeouts (109) . . . Was recalled by Baltimore on Sep. 10 and pitched twice in relief over the final 6 days of the season.

1980: Finished 2nd in the I.L. with a 2.18 era and tied for 2nd with 1 complete game. Was 9-2 starting June 13, including 8 straight wins from June 13 thru Aug. 13.

Major League Debut: Was recalled by the Orioles on Sep. 5, but did not pitch until Oct. 4 . . . Started the 2nd game of a doubleheader against Cleveland and lost to the Indians 6-4.

Winter Ball: Pitched for **Ray Miller's** Caguas club in Puerto Rican League . . . Best effort came in league championship when he threw 3-hit shutout to give Caguas 3-1 lead en route to league crown.

1979: Finished with a combined record of 13-9 at Charlotte and Rochester. Called up to Rochester June 25. Set a Southern League record with 18 strikeouts against Knoxville on June 7.

PRO CAREER: Signed by **Joe Bowman** and made rapid progress in 1st pro season in '78 . . . Started with Bluefield in June, was promoted to Charlotte on July 15 and then to Rochester on Sep. 1, moving from college ball to AAA level in just 15 weeks (May 21 to Sep. 1).

AMATEUR BACKGROUND: Played 3 seasons at the University of Iowa (Iowa City), earning 3rd team all-Big 10 honors as a 3rd baseman in freshman year and as a pitcher in his junior season ('78) . . . Fanned 189 batters in 166 career innings and led the nation in strikeouts per 9 innings in '77 (11.5).

Was a two-time all-state selection in baseball at Norway Community High School (graduated '75) . . . Also earned all-conference honors in basketball . . . Was drafted by Montreal in the June '75 free agent draft but chose to go to Iowa.

Played semi-pro baseball in Fairbanks, Alaska in the summer of '77 and his team finished 2nd in the National Baseball Congress Tournament in Wichita . . . Participated in Little League and American Legion baseball with his team going to the Legion World Series 3 times ('74-'76).

PERSONAL: Spends most of the off-season in his hometown of Norway, Iowa (population 633) . . . Has worked at a grain elevator operation in Norway in several of the past winters.

Norway has produced 2 other major leaguers: **Hal Trosky, Sr.**, a 1st baseman with Cleveland and Chicago White Sox from '33 to '46, and **Bruce Kimm**, who caught for 3 teams from '76 to '80 and is now the bullpen coach at Cincinnati.

HOBBIES: Fishing, hunting and trapping . . . Mike and his wife, the former **Lisa Mary Charipar**, were married Feb. 2, '80. They have a son, **Corey Michael** (4/5/83), and a daughter, **Stephanie Lynn** (1/16/85). His sister's husband, **Jim Van Scoyoc**, was Mike's high school baseball coach.

LATEST FINISH

The latest a game has been completed at Memorial Stadium was 1:16 a.m. on Aug. 14, '76, the 2nd game of a doubleheader vs. the White Sox.

109

Born: April 18, 1959
Height: 6'7"; **Weight:** 220
Bats: R; **Throws:** R
Position: Pitcher

Birthplace/Residence: Born, raised and still resides in South San Francisco, CA.

Contract Status: Signed thru '87.

Tenure: 3 years, 133 days.

Signed Originally with: Oakland.



YEAR CLUB	W-L	ERA	G	GS	CG	SHO	SV	IP	H	R	ER	BB	SO
1980 W Haven—1,2	4-6	4.14	11	9	6	0	0	76	75	42	35	30	43
Oakland	0-0	4.50	1	0	0	0	0	2	4	1	1	0	2
1981 Tacoma	9-11	3.68	27	27	15	2	0	191	197	98	78	66	107
Oakland—3	0-0	0.00	2	0	0	0	0	2	1	0	0	1	1
1982 Salt Lake City	12-9	4.49	25	25	8	0	0	168.1	212	105	84	31	118
Seattle—4	0-2	8.31	7	2	0	0	0	13	18	12	12	1	10
1983 Iowa	7-2	4.61	18	17	6	0	0	111.1	134	62	57	21	80
Chicago	0-2	4.97	11	1	0	0	1	25.1	34	15	14	12	20
1984 Chicago—5	5-2	3.46	31	7	0	0	4	83.1	78	37	32	20	41
1985 New York—6	6-8	3.21	51	3	0	0	2	98	95	41	35	29	54
1986 Baltimore	6-4	4.46	52	1	0	0	3	107	105	56	53	41	83
A.L. Totals	12-14	4.18	113	6	0	0	5	222	223	110	103	72	157
N.L. Totals	5-4	3.81	42	8	0	0	5	108.2	112	52	46	32	81
M.L. Totals	17-18	4.00	155	14	0	0	10	330.2	335	162	147	104	218

* Tied for League lead

- 1—Selected by Minnesota in June '77 Free Agent Draft (5th round).
- 2—Selected by Oakland in June '80 Free Agent Draft (3rd round).
- 3—Acquired by Seattle from Oakland in deal for third baseman-outfielder Dan Meyer on 12/9/81.
- 4—Acquired by Chicago Cubs from Seattle in deal for outfielder Steve Henderson on 12/9/82.
- 5—Acquired by New York Yankees from Chicago with outfielder Henry Cotto, catcher Ron Haskay and pitcher Porfi Altamirano in deal for outfielder Brian Dayett and pitcher Ray Fontenot on 12/4/84.
- 6—Acquired by Orioles from New York with second baseman Rex Hudler in deal for Gary Roenke and Leo Hernandez on 12/11/85.

Longest Outings: 9, (Aug. 31, '84 vs. Phi. at Chi.); 7, twice (June 9, '84 at St.L. and July 18, '86 vs. Min. at Bal.)

Strikeout Highs: 7, twice, (Sep. 18, '82 vs. Tex at Sea. and Sep. 20, '85 at Bal.); 6, 4 times, (the latest July 29, '86 at Tex.)

Walk Highs: 3, twice, (June 9, '84 at St.L. and Sep. 14, '86 at Det.)

Winning Streaks: 4, (Sep. 29, '85 thru May 28, '86).

Losing Streaks: 4, (Aug. 1, '82 thru Aug. 31, '83); 3, (Sep. 11 thru Sep. 20, '85).

Pitches: Sinker, slider, curve, change-up.

1986 SEASON SUMMARY

Established big league career highs in appearances (52), innings (107) and strikeouts (83) . . . Struggled over the final 2 months raising era from 3.09 to 4.46.

Was 4-1 with 3 saves and a 3.09 era (IP-78.2, H-67, ER-27) in 35 appearances thru Aug. 5, but in final 17 appearances was 2-3 with no saves and a 8.26 era (IP-28.1, H-38, ER-26).

Won first 3 decisions as an Oriole giving him career high 4-game win streak . . . First loss came in his only '86 start, 3-0 at K.C. on July 9.

Was particularly effective between July 18 and Aug. 2 when he allowed only 8 hits, and 2 runs (earned) over 20 innings while striking out 19 and walking 4. Included in that stretch was his 7-inning stint (2 hits, 1 run) vs. Minnesota on July 18 which tied with 4 others as the longest effort by an A.L. reliever in '86.

On Aug. 6, failed to hold 11-6 lead vs. Texas and took 13-11 loss in game that started 2nd half downfall.

BY-MONTH: Apr. (0-0-0, 2.65, 9 g) . . . May (3-0-1, 2.12, 7 g) . . . June (0-0-0, 7.62, 9 g) . . . July (1-1-1, 2.17, 8 g) . . . Aug. (1-1-0, 7.80, 10 g) . . . Sep.-Oct. (1-2-0, 7.31, 9 g).

RELIEVER/STARTER: In 14 big league starts is 5-6 with a 4.35 era (IP-68.1, ER-33) . . . As a reliever is 12-12 with a 3.95 era (IP-264.1, ER-116) and 10 saves.

1ST HALF/2ND HALF: (See page 64) . . . Was 3-1 with 3 saves and a 3.88 era in 28 appearances before the all-star break and 3-3 with no saves and a 5.14 era in 24 2nd half appearances.

MISCELLANEOUS: Was one of 7 in the A.L. with more than 100 innings of relief work . . . Suffered pulled muscle and couldn't pitch during 1st week of July.

PREVIOUS CAREER HIGHLIGHTS

1985: Made 48 relief appearances, 3 starts, 2 vs. O's and was 1-1 . . . Though he was on disabled list with strained bicep muscle in right arm from Apr. 30 thru May 14, enjoyed better 1st half than 2nd . . . Was 2-2 with 2.31 era (IP-50.2, ER-13) in 25 appearances before the break including a stretch where he allowed only 7 earned runs in 33.2 innings lowering era from 3.71 to 1.95.

Beat the White Sox on Apr. 18 for 1st A.L. win . . . Was 4-3 at Yankee Stadium and 2-5 on the road.

1984: Spent first full season in big leagues and was used by Cubs mostly in relief, but started 7 times . . . Earned first major league win on May 20 vs. Houston at Chicago.

On July 31 took 1-hit shutout into 9th vs. Philadelphia before yielding homer to **Juan Samuel** . . . Completed 9 innings, longest stint in majors, but left with no decision in Cubs' eventual 2-1 loss . . . Was on 15-day disabled list Aug. 7-22 with back spasms.

1983: Began the season with the Cubs' AAA affiliate in the American Association. Used primarily in relief when recalled by Cubs . . . Made his first and only start for Cubs 2 days later in New York and lost 5-1 . . . Lost his only other decision at Cincinnati on Aug. 31 . . . Earned 1st big league save vs. Houston on Sep. 3 at Chicago.

1982: Spent majority of season at Salt Lake City, Mariners' AAA club in the Pacific Coast League. . . . Started 25 games and completed 8 while compiling a 12-9 record . . . Tied **Matt Young** for club leadership in strikeouts, complete games and wins . . . Had outstanding strikeouts/walk ratio, fanning 118 and walking 31.

Recalled by the Mariners on two occasions . . . Appeared in 4 games, including his 1st 2 big league starts the first time he was recalled in August . . . Lost both assignments lasting 0.1 inning each time.

Returned to Salt Lake City and then recalled again in Sep. . . . His best day was Sep. 18 against Texas when he struck out 7 in 4 innings of relief. Went to Chicago Cubs in off-season deal for outfielder **Steve Henderson**.

1981: In first full pro season, led Pacific Coast League in complete games with 15 in 27 starts while at Tacoma . . . Called up by Oakland and made 2 relief appearances . . . Traded to Seattle during off-season for **Dan Meyer**.

1980: Was selected by Oakland in 3rd round of June '80 free agent draft . . . Was the final player signed by former A's owner **Charles Finley** . . . Assigned to West Haven (AA) in Eastern League, but was promoted to A's on July 14 after only 3 games in pro ball . . . Made one appearance in relief at Oakland vs. Detroit and gave up 4 hits and one run in 2 innings. Returned to West Haven July 24.


AMATEUR BACKGROUND: Upon graduating from El Camino High School in South San Francisco, was drafted by Minnesota Twins in 5th round of June '77 free agent draft, but didn't sign.

Also offered baseball scholarships to Fresno State, Stanford, USC and Arizona State as well as football scholarship to Nebraska . . . Chose Fresno State where he majored in criminology . . . Earned 3 baseball letters and selected "mvp" in junior and senior years.

Played Little League, American Legion and Babe Ruth League baseball in South San Francisco.

PERSONAL: He and his wife, the former **Leslie Caswell**, have 2 children: **Kevin** (5/26/85) and **Heather** (2/17/87) . . . Hobbies include golf and hunting.

17

RICHARD (RICK) PAUL BURLESON**Born:** Apr. 29, 1951**Height:** 5'10"; **Weight:** 160**Bats, R; Throws, R****Position:** Second base-Third base**Birthplace/Residence:** Born in Lynwood, CA and grew up in South Gate, CA... Now resides in LaHabra Heights, CA.**Contract Status:** Signed one-year contract plus an option on January 7, '87.**Tenure:** 12 years, 155 days.**Signed Originally with:** Boston.

YEAR CLUB	AVG.	G	AB	R	H	2B	3B	HR	RBI	BB	SO	SB	CS	HP
1970 Winter Haven—1	.220	118	419	42	92	13	4	1	29	49	72	6	12	1
1971 Greenville	.263	29	118	24	31	4	2	2	12	10	15	6	0	1
Winston-Salem	.274	77	299	35	82	14	2	4	30	15	31	2	1	1
1972 Pawtucket	.236	136	488	59	115	26	0	9	51	71	71	3	6	1
1973 Pawtucket	.252	146	477	58	120	20	1	6	45	37	68	4	1	1
1974 Pawtucket	.341	10	41	7	14	4	0	1	4	1	0	1	0	1
Boston	.284	114	384	36	109	22	0	4	44	21	34	3	3	1
1975 Boston	.252	158	580	66	146	25	1	6	62	45	44	8	5	1
1976 Boston	.291	152	540	75	157	27	1	7	42	60	37	14	9	1
1977 Boston	.293	154	663	80	194	36	7	3	52	47	69	13	12	1
1978 Boston	.248	145	626	75	155	32	5	5	60	35	54	9	5	1
1979 Boston	.278	153	627	93	174	32	5	5	60	35	54	9	5	1
1980 Boston—2	.278	155	644	89	179	29	2	8	51	62	51	12	13	1
1981 California	.293	109	430	53	126	17	1	5	33	42	38	4	6	1
1982 California	.156	11	45	4	7	1	0	0	2	6	3	0	0	1
1983 Edmonton	.196	14	51	3	10	3	0	0	4	4	11	2	0	1
California	.286	33	119	22	34	7	0	0	11	12	12	0	2	1
1984 California	.000	7	4	2	0	0	0	0	0	0	2	0	0	1
1985 California														
1986 California—3	.284	93	271	35	77	14	0	5	29	33	32	1	3	1

M.L. Totals .275 1284 4933 630 1358 242 22 48 435 405 447 72 63 21
 GWRBI: '80-6; '81-3; '82-0; '83-2; '84-0; '85-0; '86-1; Total: 12.

1—Selected by Boston Red Sox organization in secondary phase of January '70 free agent draft.

2—Acquired by California Angels from Boston with 3rd baseman Butch Hobson, in deal for 3rd baseman Carney Lansford, pitcher Mark Clear and outfielder Rick Miller on 12/10/80.

3—Played out option with California... Signed with Orioles on 1/7/87.

League Championship Record

YEAR CLUB	AVG.	G	AB	R	H	2B	3B	HR	RBI	BB	SO	SB	CS	HP
1975 Bos. vs. Oak.	.444	3	9	2	4	2	0	0	1	0	1	0	0	0
1986 Cal. vs. Bos.	.273	4	11	0	3	0	0	0	0	0	0	0	0	0
L.C.S. Totals	.350	7	20	2	7	2	0	0	1	0	1	0	0	0

World Series Record

YEAR CLUB	AVG.	G	AB	R	H	2B	3B	HR	RBI	BB	SO	SB	CS	HP
1975 Bos. vs. Cin.	.292	7	24	1	7	1	0	0	2	4	2	0	1	0

All-Star Game Record

YEAR CLUB	AVG.	G	AB	R	H	2B	3B	HR	RBI	BB	SO	SB	CS	HP
1977 A.L. at N.Y.	.000	1	2	0	0	0	0	0	0	0	0	0	0	0
1978 A.L. at S.D.														
1979 A.L. at Sea.	.000	1	2	1	0	0	0	0	0	0	1	0	0	0
1981 A.L. at Cle.	.000	1	1	0	0	0	0	0	0	0	0	0	0	0

A.S.G. Totals .000 3 5 1 0 0 0 0 0 0 0 1 0 0 0

Career Highs, Game: **Runs-4**, (July 7, '79 at Sea.); **Hits-5**, twice (June 6, '80 at Oak. and June 3, '81 at Tor.); **4, 10 times**, (the latest Oct. 2, '86 at Tex.); **RBI-4**, twice, (Aug. 31, '75 vs. Oak. at Bos. and June 4, '79 vs. Tex. at Bos.); **SB-2**, 4 times, (the latest May 15, '77 at Sea.).

Hitting Streaks: **17**, (July 9 thru Aug. 12, '78); **16**, (June 6, thru June 21, '80); **15**, (May 7 thru May 22, '81).

Grand Slams: **1**, (see page 15).

1986 SEASON SUMMARY

Completed a successful return from a series of right shoulder injuries which had sidelined him for much of the 4 previous seasons (see below under "Injury"). Was selected "A.L. Comeback Player of the Year" by UPI...

Finished 2nd on the club in batting (.284) including a club-high .331 (118-39) vs. righthanded pitching.

Was the club's primary designated hitter against lefthanded pitching and batted .275 (131-36) in 38 games... Played 37 games at shortstop (28 starts), 4 at 3rd base (3 starts) and 6 at 2nd base (5 starts)... Had not played either 2nd or 3rd since '74.

After not playing at all in '85, batted .368 in 21 spring training games to earn a spot on the opening day roster.

Was the Angels starting shortstop in season opener when **Dick Schofield** went down with a pulled groin... Singled in 1st at bat against Seattle's Mike Moore, his 1st "real" hit since Sep. 6, '83.

Made 14 starts in April, 12 at shortstop, but started only 22 times defensively the rest of the season.

Average was below .280 only 10 days all season... Went 12-for-23 (521) in 6 games (Apr. 20-May 1) to raise average to season-high .362 (58-21) on May 1... After the All-Star game his highest average was .318 on July 18... Had played in 61 of 93 games to that point.

Saw action in only 32 of the last 69 games starting July 19 and batted .228 (101-23) rest of season.

His 1st home run of the season came off **Doyle Alexander** at Toronto on Apr. 30, his first since Sep. 9, '81... Had the 10th 4-hit game of career at Texas, Oct. 2.

BURLESON BY MONTH

1986 SEASON					LIFETIME				
AVG.	AB	H	HR	RBI	MONTH	AVG.	AB	H	HR
.358	53-19	1	7		APR.	.263	590-155	8	54
.212	52-11	0	3		MAY	.264	830-219	11	76
.321	28-9	0	2		JUNE	.293	801-243	9	70
.385	39-15	3	7		JULY	.293	793-232	6	76
.244	45-11	1	2		AUG.	.282	946-267	5	87
.222	54-12	0	8		SEP.-OCT.	.249	973-242	9	72

POST-SEASON: Made 3 starts in ALCS, 2 as DH, one at 2nd... Had 2 of the Angels' 6 hits in 8-1 loss to Boston's **Roger Clemens** in game #7.

MISCELLANEOUS: Batted .304 (69-21) with men in scoring position, 3rd on Angels... Led club with a .305 (151-46) average on the road... Received 3 walks in a game twice, Apr. 19 at Sea. and July 9 at Mil... Was one of 9 California leadoff hitters.

1986 AND MAJOR LEAGUE CAREER

INJURY: Played in only 51 games with California from '82 thru '85 due to series of injuries to right shoulder... Originally injured the shoulder on April 17, '82 when he tore the rotator cuff making a throw from shortstop... Surgery was performed on April 27 by **Dr. Lewis Yocum**.

Didn't play with Angels again for more than a year, until June 30, '83, after missing a total of 224 games... After a short rehabilitation stint at Edmonton, played in 33 games with Angels that season before returning to the disabled list on Aug. 19 when the shoulder became inflamed... Was activated again on Sep. 3.

The following spring, Mar. 21, '84, he re-tore the rotator cuff in an exhibition game vs. the Cubs... Remained on the DL until Sep. 1... Appeared in 7 games, 5 as pinch-hitter, 2 as pinch-runner.

Suffered further setback on Dec. 31, '84 when he separated right shoulder while lifting weights... Was advised to rest arm in '85 before beginning methodical rehabilitation program and did not play an inning that season... Served as color analyst on Angels' cable TV station.

Only other disabling injury occurred in '78 when he injured left ankle and was out from July 14-28.

BEFORE INJURY: In the 7 seasons combined before he suffered original shoulder injury ('75 thru '81), he had more at bats than any player in the A.L. averaging 587 ab's per season... During that span he also led all major league shortstops in games (147), runs (76), hits (162) and total chances (776). (Figures in parenthesis are averages).

Was named team "mvp" by his teammates 3 years in a row ('79 & '80 with Boston and '81 with California)... **Carl Yastrzemski** and **Ted Williams** are the only others to win the Bosox "mvp" in consecutive seasons.

RICK BURLESON (Cont.)

Was a member of the A.L. all-star team 4 times ('77-'79, '81), once as a starter ('77) . . . Named to the post-season A.L. all-star team pick by The Sporting News in '77 & '81 and the TSN Silver Slugger team in '81.

Selected to the Red Sox all-time team, by vote of the fans in '82.

FIELDING: In 1192 games at shortstop has .971 fielding pct. (TC-6193, E-179) . . . In 37 games at 2nd has .983 mark (TC-173, E-3) and in 6 games at 3rd has a .900 pct. (TC-10, E-1).

In '78, finished with .981 fielding mark to tie **Vern Stephens** ('50) and **Rico Petrocelli** ('69) for the Red Sox' top fielding percentage at shortstop.

Won a Gold Glove in '79 while leading all shortstops with a .980 (TC-811, E-16) pct . . . Participated in 2 of Boston's 3 triple plays that season . . . In '80, he led A.L. shortstops in total chances (851) and set a major league record for most double plays in a season (147).

In '81 he led the league's shortstops in games, putouts, assists, total chances and double plays . . . In '82, just 4 days before suffering original injury to shoulder, he set a major league record with 15 assists in California's 20-inning win vs. Seattle on Apr. 13.

OPPONENTS: See Individual Batting vs. Each Opponent (page 57) . . . See also Vs. Chicago (page 39), Vs. Detroit (page 41), Vs. K.C. (page 42) and Vs. Toronto (page 49).

PREVIOUS CAREER HIGHLIGHTS

CALIFORNIA ('81-'86): Due to injury, played in only 253 games in 6 seasons with Angels . . . His best season was '81, his first in California . . . Played in 109 of 110 games and tied career high with .293 average . . . Led Angels in games, at bats, and hits.

In '83, although he played in only 33 games, had a streak of 7 consecutive multi-hit games (30-16), June 30-July 11 . . . (For more details of his Angels career see above under "Injury").

1980: Led the Red Sox in games (155), at bats (644), runs (89) and hits (178) . . . Tied **Robin Yount** and **Rickey Henderson** for most hits in the A.L. by a righthanded hitter.

1979: Scored career-high 93 runs . . . Hit his only major league grand slam off Texas' **Dave Rajsich** at Boston on June 4 . . . Was on A.L. all-star team that went to Japan in November.

1978: Despite missing 17 games in July with ankle injury still finished 2nd among A.L. shortstops in putouts (285), assists (482) and total chances (782) . . . Got off to a slow start, was batting only .183 in mid-May . . . Came back to hit .322 in June and had a career-high 17-game hitting streak in July-Aug.

Hit safely in 16 of final 20 games of season as Boston tied the Yankees for 1st place on the final day of the regular season . . . His 2-run homer against Toronto on Oct. 1 was key blow in game which forced the tie with NY.

Despite .248 average was 2nd among A.L. shortstops in extra base hits (42).

1977: Enjoyed finest year in first full season as Boston's leadoff hitter . . . Had career-high 194 hits . . . Led A.L. shortstops in average, doubles, extra base hits and set a club record with a major league high 663 at bats (**Jim Rice** broke that club mark in '78). Maintained .300 average thru July 25 and never fell below .290.

1976: Batted 9th in the order most of the first half of season and thru July 7 was hitting only .224 . . . Next day was installed as leadoff hitter by Manager **Don Zimmer**, and hit .340 the rest of the year . . . Led A.L. shortstops in runs and doubles and finished 2nd among shortstops in hits and home runs . . . Was the 4th toughest to fan in the A.L. with 37 in 616 plate appearances (1/16.64 ab).

1975: Named the club's "unsung hero" by the Boston writers . . . Missed only 36 innings all year . . . Knocked in career high 62 runs, 3rd highest on the A.L. champion Red Sox.

Was the club's 2nd leading hitter in the Red Sox 3-game sweep of Oakland in the ALCS with a .444 (9-4) average . . . Singled in his first 4 World Series at bats vs. Reds.

1974: Was recalled Apr. 30 from Pawtucket when **Doug Griffin** went on disabled list . . . Committed 3 errors and went hitless in major league debut on May 4, '74, but came back the next day with a home run, single and 3 rbi vs. Texas . . . First hit was single off **Jim Bibby** . . . Homer came off **Lloyd Allen**.

MINORS: In '73, he helped lead Pawtucket to victory in the Junior World Series as the Pawsox defeated American Association champ Tulsa, 4 games to one . . . He led the International League (AAA) in games played (146) and led the league's shortstops in fielding with a .961 mark. **Juan Beniquez** and **Cecil Cooper** were among his teammates that year.

Spent '72 at Pawtucket, then an Eastern League (AA) affiliate . . . Again led the league in fielding with a .961 pct . . . In his 1st year of pro ball, led Florida State League shortstops in assists (400). Signed by Red Sox scout **Joe Stephenson**.

AMATEUR CAREER: Played for the Connie Mack League World Champions in '69 and two prep championship teams at Warren High School in Downey, CA . . . Also lettered in football and basketball . . . Attended Cerritos Junior College.

PERSONAL: Associated with Amigos de los Ninos, an organization comprised of California businessmen, who have raised over \$300,000 in past 6 years for handicapped children . . . He and his wife, the former **Karen Crofoot**, were married Feb. 2, '74 . . . They have 4 children: **Tyler** (10/21/77), **Chad** (11/17/80), **Kyle** (3/5/83) and **Lauren** (8/31/86).

KENNETH (KENNY) JOHN DIXON

39

Born: Oct. 17, 1960

Height: 5'11"; Weight: 192

Bats: R-L; Throws: R


Position: Pitcher

Birthplace/Residence: Born, raised and still lives in Monroe, VA., south of Lynchburg.

Contract Status: Signed thru '87.

Tenure: 2 years, 14 days.

Signed Originally with: Orioles.



YEAR CLUB	W-L	ERA	G	GS	CG	SHO	SV	IP	H	R	ER	BB	SO
1980 Bluefield-1	4-5	4.62	13	13	3	1	0	78	69	46	40	48	62
1981 Miami	1-8	4.35	11	11	3	0	0	60	57	41	29	42	40
Bluefield	2-1	6.00	3	3	1	0	0	18	23	12	12	11	22
Hagerstown	3-5	2.91	9	9	5	1	0	65	44	25	21	30	73
1982 Hagerstown	7-8	4.61	15	15	5	2	0	97.2	97	59	50	50	71
Charlotte	3-8	4.58	13	12	3	1	0	76.2	72	44	39	42	61
1983 Charlotte	8-7	3.95	20	20	6	2	0	130	123	64	57	70	73
Rochester	3-6	4.48	11	11	1	0	0	64.1	65	41	32	23	34
1984 Charlotte	16-8	2.85	31	29	20	2	1	240	198	92	76	78	210
Baltimore	0-1	4.15	2	2	0	0	0	13	14	6	6	4	8
1985 Baltimore	8-4	3.67	34	18	3	1	1	162	144	68	66	64	108
1986 Baltimore	11-13	4.58	35	33	2	0	0	202.1	194	111	103	83	170
M.L. Totals	19-18	4.17	71	53	5	1	1	377.1	352	185	175	151	286

* Led League

1-Selected by Orioles organization in June '80 free agent draft (3rd round, regular phase) . . . Signed by Dick Bowie on 6/5/80.

Low Hitters: 3-Hitters-1, (Apr. 25, '85, 1st M.L. win, vs. Cle.); **4-Hitters-2**, (Sep. 17, '85 vs. Mil. at Bal. and July 2, '86 vs. Mil. at Bal.).

Strikeout Highs: 13, (July 11, '86 at Chi.); **8, 4 times**, (the latest Sep. 30, '86 at Bos.)

Walk Highs: 9, (June 16, '86 vs. Det. at Bal.); **5, 3 times**, (the latest Oct. 5, '86 vs. Det. at Bal.)

Winning Streaks: 4, (July 12 thru Sep. 17, '85).

Losing Streaks: 4, twice, (June 16 thru July 2, '86 and Aug. 10 thru Sep. 10, '86).

Pitches: Fastball, curve, slider, change-up.

1986 SEASON SUMMARY

Made 33 starts, tied for club lead with **Scott McGregor** and **Mike Boddicker**. Had best strikeouts per 9 innings ratio on staff (7.56 per 9 innings), and held opponents to a .249 average, lowest among starters, but was also 6th in the A.L. in home runs allowed (33) . . . Was 2nd on club to **McGregor's** 35 . . . At one point gave up 19 in 44.2 innings including 14 at Memorial Stadium in a 21-inning stretch.

KEN DIXON (Cont.)

Was 10-8 (ERA-3.89, IP-141, ER-61) on Aug. 1, but went only 1-5 in his final 11 starts (ERA-6.16, IP-61.1, ER-42) failing to complete 5 innings 6 times.

Began season 5-2 with a 3.42 era (IP-52.2, ER-20) after 8 starts. . . . Then had disastrous June (1-4, 6.89, IP-32.2, H-34, ER-25) with his only win an 18-9 laugher at N.Y. on June 8.

Turned it around with consecutive 1-0 games. . . . Lost the first one to Milwaukee's **Juan Nieves** on July 2 and won the 2nd over Minnesota's **Neal Heaton** on July 6. . . . Combined with **Don Aase** on 3-hitter.

Won his next 2 starts as well, including a 4-2 win at Chi. on July 11, with career-high 13 strikeouts. . . . Between July 2 and Aug. 1 was 4-2 with a 1.86 era (IP-53.1, ER-11) over 7 starts. . . . Had another chance for a win, but was ejected with **Rick Dempsey** and Chicago's 3rd base coach **Doug Rader** for fighting in 7th inning of 1-1 tie vs. White Sox on July 26 after **Dempsey** charged **Gene Nelson** at the mound following a high and tight pitch.

Beat Toronto, 7-3 on Aug. 1, before entering season-ending slump. Lone win last 2 months was 3-1 win over 20-game winner **Ted Higuera** of Milwaukee on Sep. 25.

BY-MONTH: Apr. (2-1, 2.63, 4 g) . . . May (3-1, 5.23, 5 g) . . . June (1-4, 6.89, 7 g) . . . July (3-2, 1.57, 6 g) . . . Aug. (1-2, 6.44, 6 g) . . . Sep.-Oct. (1-3, 5.49, 7 g).

VS. OPPONENTS: See Individual Pitching vs. Each Opponent (page 64) . . . See also Vs. Boston (page 37), Vs. Cleveland (page 40), Vs. Milwaukee (page 43), Vs. Minnesota (page 44), Vs. Seattle (page 47).

Lost 3 times to Cy Young winner **Roger Clemens**. . . . Also lost 3 decisions to Seattle's **Mike Moore** and suffered losses to tough lefties **Danny Jackson** and **Ted Higuera**.

HOME/ROAD: For the 2nd straight year, was more effective away from Memorial Stadium. . . . Was 7-3 on the road with a 3.92 era (IP-101, ER-44) and 4-10 at home with a 5.24 (IP-101.1, ER-59). . . . Lifetime is 10-4 with a 3.27 (IP-176, ER-64) away and 9-14 at home with a 4.76 era (IP-210.1, ER-111).

SHORTS: Gave up 2nd grand slam of career to Texas' **Toby Harrah** in O's 13-11 loss to Texas on Aug. 6, the game that featured 3 grand slams, 2 by the O's. . . . It was that game that precipitated O's 14-42 slump over last 2 months. . . . O's were 15-18 in his 33 starts.

STARTER/RELIEF: Made only 2 relief appearances in '86. . . . Career record as a starter is 19-17 (ERA-4.37, IP 319.1, ER-155) and as a reliever is 0-1 with 1 save in 18 games (ERA-3.10, IP-58, ER-20).

PREVIOUS CAREER HIGHLIGHTS

1985: Ranked among the A.L.'s top rookies. . . . Had the lowest era among league's qualifying rookies (min. 162 innings) and was 15th in the A.L. overall. . . . Was 2nd among A.L. rookies in strikeouts with 108 behind Milwaukee's **Ted Higuera** (127) and 3rd in innings pitched (162).

Led the Orioles staff in era and winning pct. . . . Limited opposing batters to a .237 average (144/607), lowest mark on club. . . . Was 2nd on staff in strikeouts to **Mike Boddicker**. . . . Made 18 starts and 16 relief appearances.

Beat Cleveland, 7-1, on Apr. 25 for 1st major league win. . . . Took one-hit shutout into 9th but finished with 3-hitter. Was leading the A.L. in era after the first month of the season with a 1.52 mark (ip-29.2, ER-5).

1984: Recalled by the Orioles from Charlotte on Sep. 17 and made 2 starts, both against Boston. . . . Made major league debut at home vs. Sox on Sep. 22 and worked 7 innings losing 4-2. . . . Pitched 5 days later at Fenway and had 3-hit shutout after 6 innings. . . . Received no decision in eventual 4-3 loss.

Helped Charlotte to Southern League Championship and named league's top hurler. . . . Set league records with 20 complete games and 240 innings pitched. . . . Led league in strikeouts (210) and tied for league lead in wins (16). . . . Was 3rd in era (2.85). . . . Struck out 9 or more batters 9 times.

Had a string of 49 innings in which he didn't allow an earned run. . . . Southern League managers voted his curveball best in the circuit.

1983: Combined stats at Charlotte/Rochester were 11-13 with a 4.13 era (IP-194, H-188, ER-89, BB-96, SO-107).

Won 5 straight in 6 starts for Charlotte from May 8 thru June 1 and was 7-3 at that point. Dropped 4 of his last 5 decisions with Charlotte and wound

up going 4-10 the rest of the year. . . . Won 1st 2 starts at Rochester, after being assigned there in July. . . . Used primarily in relief in Florida Instructional League.

AMATEUR BACKGROUND: Signed for the O's by the late **Dick Bowie**. . . . Earned all-Virginia honors in 3 sports at Amherst High. . . . Graduated in '80. . . . Played baseball, basketball and football. . . . Senior year he gained 1585 yards rushing. . . . Captained both the football and basketball squads.

Had a 35-6 career record. . . . Pitched and won state championship title games as a junior and senior. . . . Played outfield or shortstop when not pitching. . . . Credits much of his success to coach **Jim Procopio**. . . . Offered a football scholarship to Virginia Tech.

Played in Little League, Babe Ruth and American Legion programs.

PERSONAL: Has 6 brothers. . . . Hobbies include writing, playing basketball and drums. . . . Has done work for National Kidney Foundation and Epilepsy Foundation. . . . Active speaker in off-season.

THOMAS (TOM) MARION DODD

25

Born: Aug. 15, 1958

Height: 6'0" Weight: 190


Bats: R Throws: R

Position: Catcher-Third base-Outfield

Birthplace/Residence: Born and raised in Portland, Oregon. . . . Now resides in Decatur, Alabama.

Tenure: 15 days.

Signed Originally with: Yankees.



YEAR CLUB	AVG.	G	AB	R	H	2B	3B	HR	RBI	BB	SO	SB	CS	HP
1980 Ft. Lauderdale-1	.253	103	269	45	68	10	3	7	29	50	57	3	3	6
1981 Greensboro	.274	103	351	77	96	15	5	29	95	50	115	5	4	10
Ft. Lauderdale	.240	12	25	5	6	0	0	1	1	9	10	2	1	1
1982 Nashville-2	.248	94	286	37	71	16	6	9	40	52	99	0	3	5
Knoxville-3	.198	29	101	12	20	4	1	5	11	9	28	2	0	0
1983 Nashville-4.5	.225	22	71	10	16	2	0	3	11	10	20	1	1	2
Glens Falls	.242	94	314	38	76	15	2	13	56	22	89	2	1	4
1984 Glens Falls-6.7	.259	135	448	72	116	19	4	17	75	50	99	6	1	4
1985 Hagerstown	.267	10	30	3	8	2	1	1	3	4	7	0	0	1
Charlotte	.307	85	287	51	88	18	2	17	52	39	54	1	0	5
1986 Charlotte	.323	105	399	75	129	19	3	28	100	54	68	3	2	5
Baltimore	.231	8	13	1	3	0	0	1	2	2	2	0	0	1
Rochester	.163	17	49	7	8	1	1	2	6	9	10	0	0	1
M.L. Totals	.231	8	13	1	3	0	0	1	2	2	2	0	0	1
Pro Totals	.267	817	2643	433	705	74	28	133	481	360	658	25	16	43
Totals	.269	792	2582	424	694	120	27	130	473	348	643	25	15	40

1--Selected by New York Yankees in first round of secondary phase of '80 free agent draft.

2--Acquired by Toronto from New York with Dave Revering and Jeff Reynolds on 5/5/82 in deal for John Mayberry.

3--Re-acquired by New York from Toronto with Dale Murray on 12/9/82 in deal for Dave Collins, Mike Morgan and Fred McGriff.

4--Released by New York on 5/9/83.

5--Signed as free agent by Chicago White Sox on 5/12/83.

6--Released by Chicago on 5/8/85.

7--Signed as free agent by Baltimore organization on 5/26/85.

WINTER BALL: Played at Estrellas in the Dominican League over the winter and finished 2nd in the league in home runs (8) and 3rd in rbi (27), but batted only .162 (154-25).

1986 SEASON SUMMARY

Led the organization with 31 regular season home runs, 108 rbi and a .596 slugging average. . . . Began the season at Charlotte but was recalled by Orioles on July 25 and made major league debut that night as a pinch-hitter vs. Chicago (he walked) at Memorial Stadium. . . . Debut came 20 days shy of his 28th birthday. . . . It was the first big league game he had ever seen and came after 792 minor league games (none above AA) spanning 6-1/2 seasons and 4 organizations.

TOM DODD (Cont.)

Assigned to Rochester on Aug. 8 when pitcher **Tony Arnold** was recalled by Orioles and did not return to the big league club.

BALTIMORE: Was used strictly as a DH and pinch-hitter . . . Got his 1st major league hit on July 29 at Texas off **Mitch Williams** . . . First homer came at Toronto off **Jimmy Key** on Aug. 1.

CHARLOTTE: Named to Baseball America's class AA all-star team as the DH . . . Was leading the Southern League in home runs (28), rbi (100), total bases (238) and games played (105) when recalled by the O's . . . Was on a pace of 38 homers, 136 rbi and 324 total bases, the latter 2 exceeding league records.

Finished 1st in the SL in slugging, 3rd in homers and had the best homers-to-at-bats ratio in the league (1/14.25).

Named to SL all-star team as DH and tabbed by Topps as the SL "player of the month" for June when he hit .333 (123-41) with 7 home runs and 32 rbi in 29 games.

Played one game at 1st base, 43 at 3rd, 16 in the outfield and DH'd in 48 . . . Hit 2 homers in a game 3 times . . . Homered in 4 straight (July 11-15) including a pair of grand slams: July 12 vs. Memphis and July 15 vs. Jacksonville . . . Had 13 three-rbi games, 3 four-rbi games and a 5-rbi game (July 12 vs. Memphis).

PREVIOUS CAREER HIGHLIGHTS

MINOR LEAGUE CAREER: Played the outfield during his 1st 4 minor league seasons most of which was spent in Yankee organization . . . Led the South Atlantic League in home runs (29) and slugging (.593) and was 2nd in rbi (95) in '81 while with Greensboro . . . Invited to Yankees' big league camp the following spring.

Began seeing action behind the plate after he was acquired by the White Sox in '83 . . . Made catching debut with Glens Falls that year . . . In '84, was 2nd in the Eastern League in game-winning rbi (13), tied for 3rd in homers (17) and 5th in rbi (75).

Retired prior to '85 season and did not report to White Sox minor league spring training camp . . . Became an insurance agent, but changed his mind and signed with the Orioles in May.

That 1st season in O's system, he hit for a career-high average at Charlotte (.307), tying for club lead . . . Was 50 plate appearances short of qualifying among league's leaders . . . Hit 2 game-winning home runs in Southern League playoffs.

AMATEUR BACKGROUND: Attended the University of Oregon where he was named all-league three times, all-coast twice and was a 2nd team All-America in '79 . . . Graduated from Benson High School in Portland, OR.

PERSONAL: Married the former **Kim Herring** on October 25, '86.

9

JAMES (JIM) EDWARD DWYER

Born: Jan. 3, 1950

Height: 5'10"; **Weight:** 185

Bats, L; Throws, L


Position: Outfield

Birthplace/Residence: Born in Evergreen Park, IL . . . Raised in nearby Chicago . . . Now lives in Tinley Park, IL (southwest of Chicago)

Contract Status: Signed thru '87.

Tenure: 12 years, 15 days.

Signed Originally with: St. Louis.



LONGEST AFFILIATIONS

Only five minor league teams in baseball have been affiliated with the same club continually for the past 25 years and two of those teams are Orioles affiliates. Bluefield has been a member of the O's farm system for the past 29 years equalling baseball's longest running affiliation (tied with Fresno- Giants). Rochester has been an O's affiliate the past 26 years.

YEAR CLUB	AVG.	G	AB	R	H	2B	3B	HR	RBI	BB	SO	SB	CS	HP
1971 Cedar Rapids—1	.313	58	201	30	63	6	6	2	15	28	20	3	3	1
1972 Modesto	.325	92	354	87	115	15	*13	9	45	57	53	21	5	6
Arkansas	.253	44	162	16	41	1	0	2	14	16	23	4	5	0
1973 Tulsa	.387	87	349	63	135	22	8	1	40	52	53	7	2	4
St. Louis	.193	28	57	7	11	1	0	0	1	5	0	0	0	0
1974 Tulsa	.336	36	119	20	40	7	2	1	15	29	10	1	1	0
St. Louis	.279	74	86	13	24	1	0	2	11	11	16	0	0	1
1975 Tulsa	.404	33	109	17	44	8	2	1	17	16	15	1	5	1
St. L.-Mtl.—2	.272	81	206	26	56	8	1	3	21	27	36	4	1	0
1976 Mtl.-N.Y.(N.L.)—3	.181	61	105	9	19	3	1	0	5	13	11	0	0	0
Tidewater—4	.192	8	26	0	5	1	0	0	1	4	0	0	0	0
1977 Wichita—5	.332	130	464	*113	*154	*38	12	18	70	108	40	28	13	6
St. Louis	.226	13	31	3	7	1	0	0	2	4	5	0	0	2
1978 St. L.-S.F.—6-7	.223	107	238	30	53	12	2	6	26	37	32	7	0	1
1979 Boston	.265	76	113	19	30	7	0	2	14	17	9	3	1	1
1980 Boston—8	.285	93	260	41	74	11	1	9	38	28	23	3	2	2
1981 Baltimore	.224	68	134	16	30	0	1	3	10	20	19	0	2	0
1982 Baltimore	.304	71	148	28	45	4	3	6	15	27	24	2	0	0
1983 Baltimore	.286	100	196	37	56	17	1	8	38	31	29	1	1	0
1984 Baltimore	.255	76	161	22	41	9	1	2	21	23	24	0	2	0
1985 Baltimore	.249	101	233	35	58	8	3	7	36	37	31	0	3	1
1986 Baltimore	.244	94	160	18	39	13	1	8	31	23	31	0	2	2

A.L. Totals .265 679 1405 116 373 69 11 45 203 206 190 9 13 3

N.L. Totals .235 364 723 88 170 26 5 11 65 93 105 11 1 4

M.L. Totals .255 1043 2128 304 543 95 16 56 268 299 295 20 14 7

GBRBI: '79-4; '80-7; '81-2; '82-2; '83-6; '84-4; '85-3; '86-3. Total: 31.

* Led League

1—Selected by St. Louis organization in June '71 free agent draft (11th round, regular phase) . . .

Signed on 6/8/71.

2—Acquired by Montreal Expos from St. Louis Cardinals in deal for infielder Larry Lintz on 7/25/75.

3—Acquired by New York Mets with outfielder Pepe Mangual in deal for outfielder Del Unser and infielder Wayne Garrett on 7/21/76.

4—in three-club deal, Chicago Cubs traded outfielder-first baseman Pete LaCock to Kansas City Royals; the New York Mets sent outfielder Jim Dwyer from Tidewater to Wichita (Cubs' affiliate); and Mets received a player to be named later on 12/8/76 . . . Royals sent outfielder Sheldon Mallory to Tidewater to complete deal on 12/13/76.

5—Released by Chicago Cubs on 9/7/77 . . . Signed by St. Louis Cardinals as a free agent on 9/13/77.

6—Acquired by San Francisco Giants from St. Louis Cardinals on 6/15/78, completing deal in which Cardinals acquired pitcher Frank Riccelli on 10/25/77.

7—Acquired by Boston Red Sox from San Francisco Giants for a player to be named later on 3/15/79. Deal settled with cash on 1/15/80.

8—Played out option with Boston Red Sox and signed three-year contract (re-entry system) with Orioles on 12/23/80.

League Championship Series Record

YEAR CLUB	AVG.	G	AB	R	H	2B	3B	HR	RBI	BB	SO	SB	CS	HP
1983 Bal. vs. Chi.	.250	2	4	1	1	1	0	0	0	1	0	0	0	0

World Series Record

YEAR CLUB	AVG.	G	AB	R	H	2B	3B	HR	RBI	BB	SO	SB	CS	HP
1983 Bal. vs. Phil.	.375	2	8	3	3	1	0	1	1	0	0	0	0	0

Career Hits, Game: Runs-3, 3 times, (all Bos.), (the latest Sep. 8, '80 at Cle.); **Hits-4**, (July 17, '83 vs. Cal. at Bal.); **3, 21 times**, (8 Bos., 3 Mtl., 1 Stl., 9 Bal.); **Home Runs-2, 3 times**, (the latest June 25, '85 at N.Y.); **RBI-4, 5 times**, (the latest Aug. 6, '86 vs. Tex. at Bal.); **3, 9 times**, (1 Bos., 8 Bal.).

Hitting Streaks: 13, (Sep. 21, '82 thru Apr. 20, '83); **11**, (May 24 thru June 5, '85).

Grand Slams: 1, (see page 15).

1986 SEASON SUMMARY

Was the A.L.'s busiest pinch-hitter appearing in 55 games . . . Finished among the league's pinch-hit leaders in six categories (see below under "Pinch-Hitting") . . . Made just 33 starts, fewest since '82, including only 5 after Aug. 12 . . . Started 6 games in leftfield, 9 in right and 18 as designated hitter . . . Batted .343 (70-24) as DH.

A second half slump was responsible for his lowest average since '81 . . . Batted .303 (89-27) in 46 games before the all-star break, but only .169 (12/71) in 48 2nd half games.

Batted .192 (26-5) in April, but in 48 games from May 2 thru Aug. 6 hit .344 (90-31, HR-7, RBI-26) raising average to .310 (116-36) . . . Capped that span with a 4-game spree (Aug. 3-6) against Texas and Toronto in which he went 5-for-8 with 2 walks, 2 doubles, 2 homers and 11 rbi.

On Aug. 6 in Baltimore he hit first career grand slam off Texas' **Jeff Russell** as did **Larry Sheets** in the same inning. It was only the 5th time in major league history a team has hit 2 in the same inning (for more details on that game see "Vs. Texas" on page 48).

JIM DWYER (Cont.)

However, in final 31 games after hitting that slam, Dwyer went 3-for-44 (.068) with 0 homers and 2 rbi . . . Went 1-for-22 as a pinch-hitter after July 3.

Four of his 8 hrs came in the 9th inning, most on club . . . Had the 6th best RBI-per-at bat ratio in the A.L. (min. 100 at bats) and 2nd best on club, at 15.16 behind **Jim Traber** (1/4.8) . . . Of his 39 hits, 22 were for extra bases.

PINCH-HITTING: Although he batted only .214 (42-9), his 9 pinch-hits moved him into 2nd place on the O's all-time pinch-hit list with 36 trailing only **Terry Crowley** (79).

Ranks 28th on baseball's all-time pinch-hit list . . . In '86, tied for A.L. lead with 3 pinch homers and equalled club records for most in a season (held by **Whitey Herzog**, '62, **Sam Bowens**, '67 and **Pat Kelly**, '79) and most lifetime with 7 (tying **Benny Ayala**, '79-'84).

All 3 pinch hrs came in the 9th inning . . . Homered off Chicago's **Bob James** in Baltimore on May 12 with one out to tie game O's eventually won later that inning, 3-2 . . . On May 28 he delivered a 3-run homer at Oakland off **Steve Ontiveros** to break open a one-run game . . . On June 19 he homered off **Jack Morris** in 7-5 loss to Detroit at Baltimore.

Led A.L. in doubles (4), walks (7), extra base hits (7) and total bases (22) and was 2nd to Detroit's **Larry Herndon** in rbi (12 to 11) . . . Has a .231 (324-75) lifetime ph average including a .229 (157-36) with the Orioles.

ACTIVE MAJOR LEAGUE PINCH-HIT LEADERS

PINCH HITS	PLAYER	PINCH HITS	PLAYER
108	Greg Gross, Phi.	68	Cliff Johnson, Tor
85	Jerry Hairston, Chi. WS.	65	Jim Wohlford, Mtl.
75	Jim Dwyer, Bal.	61	Lee Lacy, Bal.
71	Denny Walling, Hou.	57	Tom Paciorek, Tex.
69	Dane Iorg, S.D.		Joel Youngblood, S.F.
			Thad Bosley, Chi.

ODDS AND ENDS: Batted a club-high .458 (24-11) on artificial grass and has batted .387 (62-24) on the fake turf the last 2 seasons . . . Batted only .220 (50-11) with runners in scoring position in '86, but over the last 4 years has hit .319 (182-58) in that situation . . . Was 2-for-7 (.286) vs. lefthanders and is 8-for-42 (.190) vs. lefties as an Oriole . . . Only A.L. homer off a southpaw, off **Scott McGregor**, June 28, '80 at Boston.

ON THE ROAD: For the 3rd straight year hit higher on the road (.267, 86-23) than at home (.216, 74-16) . . . Favorite parks have been Minnesota, California and Toronto . . . In his last 10 games at the HHH is 10-for-20 (.500) with 4 doubles, a triple, 2 hrs, and 7 rbi . . . At Anaheim is 13-for-31 (.419) in last 10 games . . . Homered at Toronto off **Joe Johnson** on Aug. 4 giving him 7 there (in 84 ab's), most in one enemy ballpark.

VS. OPPONENTS: See Individual Hitting vs. Each Opponent (page 57) . . . See also Vs. Milwaukee (page 42), Vs. Texas (page 48) and Vs. Toronto (page 49).

PREVIOUS CAREER HIGHLIGHTS

1985: Made 62 starts, most of O's career . . . Had the 3rd 2-homer game of career off **Joe Cowley** at Yankee Stadium on June 24 . . . At that point was batting .291 (184-43) with 7 homers, 27 rbi in 51 games, 41 starts . . . Made only 21 starts the rest of the season and batted just .176 (85/15) with 0 hrs, 9 rbi . . . Had only one at-bat against a lefthander.

1984: Missed most of 2nd half after undergoing arthroscopic surgery on left knee to repair torn cartilage July 19 . . . Was activated Aug. 29, but played sparingly thereafter . . . Batted .232 (138-32) before injury, but hit .391 (23-9) in 14 games after return.

Was the O's most active pinch-hitter while batting .259 (27-7) with one homer and 5 rbi . . . Hit .300 (20-6) on O's fall tour of Japan.

1983: Set career highs for doubles (17) and tied career high with 38 rbi . . . Was the club's busiest pinch-hitter batting .242 (33-8) with one homer and 9 rbi in 41 appearances.

Became the 18th player in World Series history to homer in 1st WS plate appearance when he took Phillies' **John Denny** deep in the 1st inning of game #1 at Baltimore . . . Other start in WS came in game #4, he was 2-for-5 with 2 runs scored.

1982: Hit .300 for the first time in his career (.304) while compiling a .411 on base percentage . . . Hit .383 (47-18) in last 15 games of year.

1981: Batted .271 (85-23) in the 1st half, but just .143 (49-7) after play resumed in August.

RED SOX, '79-'80: Set career highs in at bats (260), runs (41), hits (74), homers (9) and rbi (38) despite missing 27 games with injuries in '80 . . . Batted .538 (38-21) as a dh that year.

In '79, joined Boston in spring training and went on to be Red Sox' top pinch-hitter at .318 (22-7) with 5 rbi.

NATIONAL LEAGUE: Logged all or parts of 6 seasons in N.L. from '73 thru '78 with St. Louis, Montreal, New York and San Francisco . . . Also did time in Cub's organization but did not appear in a big league game for them.

'78, St. L.-S.F.: Started season with Cardinals but was traded to Giants June 15 after batting .215 in 34 games . . . Hit .225 with Giants in 73 games with 5 gbrbi, 7 steals in 7 tries and 7 outfield assists.

'77, Chi.-St. L.: Acquired by Cubs in Dec. '76 and went to spring training as non-roster player . . . Spent entire season at Wichita (American Assoc.) won batting title (.332) and led circuit in runs (113), hits (154) and doubles (38).

Despite that effort, Cubs released him in Sep. and he signed with St. Louis where he appeared in 13 games in the final month of the year.

'76, Mtl.-N.Y. Mets: Began year with Expos, but hit only .185 (92-17) in 50 games and was traded to the Mets, July 21 . . . He was optioned to Tidewater Aug. 27, but recalled Sep. 6 . . . Batted .154 in 11 games with N.Y.

'75, St. L.-Mtl.: Hit .194 in 31 games for Cardinals before being optioned to Tulsa (American Assoc.) in mid-June . . . Was traded to Montreal July 25 and played in 60 of Expos' final 69 games, batting .286 with 3 hrs and 20 rbi . . . Batted .478 for Expos during week of July 28-Aug. 3 to earn N.L. "player of the week" honors.

'73-'74, St. L.: Made major league debut with Cardinals June 10, '73 at Atlanta . . . His 1st hit was off **Jack Billingham** on June 13 . . . Returned to minors in late July.

Started '74 with Cardinals, was optioned to Tulsa in late August and called up again June 21 . . . Had 3 game-winning hits as pinch-hitter that year.

MINORS: Was signed for Cardinals by **Fred McAlister** . . . Had a career minor league average of .335 (597/1784) in 488 games including a .354 (378/1067) mark in 294 games at AAA level . . . Twice won batting crown in American Association: '73-.387 & '77-.332 . . . Led California League in triples (13) in '72.

AMATEUR BACKGROUND: Played 3 seasons at Southern Illinois University in Carbondale . . . Earned all-America honors in '70 and was SIU's "mvp" in '71 when he set school records for hits, doubles and triples . . . He and **Duane Kuiper** were teammates on that club that went to the College World Series finals.

Lettered in baseball at St. Lawrence of Tolentine High School in Oaklawn, IL (graduated '68) . . . Selected as all-star in baseball in '67 & '68 and basketball in '68.

PERSONAL: Received degree in accounting from SIU in '73 . . . Is nephew of former Giants' minor league player **Don Dwyer** . . . Hobbies: golf and listening to music.

He and his wife, the former **Carol Ann Norton**, were married Feb. 18, '72 and are parents of 2 sons: **Ryan** (10/19/75) and **Everett** (4/24/80).

MICHAEL (MIKE) KENDALL FLANAGAN

46


Born: Dec. 16, 1951
Height: 6'0"; **Weight:** 195
Bats, L; Throws, L
Position: Pitcher

Birthplace/Residence: Born and raised in Manchester, NH . . . Now lives in Cockeysville, Baltimore County and Amherst, NH.

Contract Status: Signed thru '87.

Tenure: 10 years, 170 days.

Signed Originally with: Orioles.



MIKE FLANAGAN (Cont.)

YEAR CLUB	W-L	ERA	G	GS	CG	SHO	SV	IP	H	R	ER	BB	SO
1973 Miami—1	4-1	2.21	11	10	2	1	0	61	39	21	15	25	81
1974 Miami	6-6	2.10	14	14	6	1	0	103	67	32	24	48	118
Asheville	6-4	1.82	11	11	7	*3	0	84	61	19	17	16	42
1975 Rochester	13-4	2.50	27	25	11	4	0	173	155	58	48	56	132
Baltimore	0-1	2.70	2	1	0	0	0	10	9	4	3	6	7
1976 Rochester	6-1	2.12	7	7	6	1	0	51	40	16	12	14	24
Baltimore	3-5	4.13	20	10	4	0	0	85	83	41	39	33	56
1977 Baltimore	15-10	3.64	36	33	15	2	1	235	235	100	95	70	146
1978 Baltimore	19-15	4.04	40	40	*17	2	0	281	271	128	126	67	107
1979 Baltimore	*23-9	3.08	39	38	16	*5	0	266	245	107	91	70	106
1980 Baltimore	16-13	4.12	37	37	12	2	0	251	*278	121	115	71	128
1981 Baltimore	9-6	4.19	20	20	3	2	0	116	108	55	54	27	72
1982 Baltimore	15-11	3.97	36	35	11	1	0	236	233	110	104	76	102
1983 Baltimore	12-4	3.30	20	20	3	1	0	125.1	135	53	46	31	50
1984 Baltimore	13-13	3.53	34	34	10	2	0	226.2	213	103	89	61	115
1985 Hagerstown—2	0-0	0.00	1	1	0	0	0	6	1	0	0	4	5
Baltimore	4-5	5.13	15	15	1	0	0	86	101	49	49	28	42
1986 Baltimore	7-11	4.24	29	28	2	0	0	172	179	95	61	66	96
M.L. Totals	136-103	3.84	328	311	94	17	1	2090	2090	966	892	556	1178

* Led League * Tied for league lead

1—Selected by Orioles organization in June '73 free agent draft (7th round, regular phase) . . . Signed on 6/13/73.

2—On rehabilitation assignment, July 10-19, 1985.

League Championship Record

YEAR CLUB	W-L	ERA	G	GS	CG	SHO	SV	IP	H	R	ER	BB	SO
1979 Bal. vs. Cal.	1-0	5.14	1	1	0	0	0	7	6	6	4	1	2
1983 Bal. vs. Chi.	1-0	1.80	1	1	0	0	0	5	5	1	1	0	1
L.C.S. Totals	2-0	3.75	2	2	0	0	0	12	11	7	5	1	3

World Series Record

YEAR CLUB	W-L	ERA	G	GS	CG	SHO	SV	IP	H	R	ER	BB	SO
1979 Bal. vs. Pit.	1-1	3.00	3	2	1	0	0	15	18	7	5	2	12
1983 Bal. vs. Phi.	0-0	4.50	1	1	0	0	0	4	6	2	2	1	1
W.S. Totals	1-1	3.32	4	3	1	0	0	19	24	9	7	3	13

All-Star Game Record

YEAR CLUB	W-L	ERA	G	GS	CG	SHO	SV	IP	H	R	ER	BB	SO
1978 A.L. at S.D.													

(selected, did not appear)

Low-Hitters: 2-Hitters—1, (May 23, '78 vs. Det. at Bal.); **3-Hitters—11**, (the latest July 7, '84 vs. K.C. at Bal. and July 14, '84 vs. Chi. at Bal.); **4-Hitters—6**, (the latest Apr. 25, '81 vs. Bos. at Bal.)

Strikeout Highs: 13, twice, (Sep. 27, '77 vs. Det. at Bal. and June 30, '78 vs. Bos. at Bal.); **12** (Aug. 15, '79 vs. Chi. at Bal., 12 inn.)

Walk Highs: 8, (Sep. 19, '76 at Cle.); **7 twice** (the latest Apr. 11, '82 vs. Bos. at Bal.)

Winning Streaks: 8, (Aug. 9 thru Sep. 13, '79); **7**, (Aug. 17 thru Sep. 13, '82); **6, 4 times**, (the latest Apr. 6 thru May 11, '83, first 6 decisions of season).

Losing Streaks: 5, (July 14 thru Aug. 4, '84).

Pitches: Fastball, curve, slider and what he calls his batting practice fastball, a change-up.

1986 SEASON SUMMARY

Finished with 2nd straight losing season, but his first ever **full** season with a losing mark . . . Was on disabled list (June 2–19) for the 3rd time in the last 4 seasons . . . Missed 4 starts with tendinitis in left elbow.

Had slow start and finish, but was O's best starter in July–Aug. . . . Went 1-5 thru first 13 starts with lone win at Toronto on Apr. 17 . . . At one point went 10 starts without a win (April 21–June 26) . . . Was 0-4 with 6 no decisions (O's won 5 of those 6 games.)

Ended losing streak with 7-3 win vs. Milwaukee on July 1, his first win in nearly 11 weeks . . . Went 6-3 in 11 starts in July–Aug. (ERA-3.16, IP-79.2, ER-28), lowering era to season best 3.70.

Won 3 straight starts at one point (July 10–24) beating Chicago twice and Minnesota. It was the first time he had won 3 consecutive decisions since June 17–28, '84 (spanning 48 starts).

Best effort of '86 was a 3-1 win over Toronto on Aug. 11 in which he and **Don Aase** combined on a 2-hitter. Flanny took a 1-hit shutout into the 9th . . . That win gave him career-high 17 against Toronto, highest total by a Blue Jay

opponent (see "Vs. Toronto", page 50) . . . Also combined with **Aase** for a 6-hit, 1-0 win over Minnesota on July 19.

Slumped the last month beginning with a 10-1 loss at California on Sep. 2 . . . Lost his last 3 decisions over 4 starts while O's scored only 7 runs (see below under "Scant Support") . . . Made only one start after Sep. 13.

FLANAGAN BY MONTH

1986 SEASON					LIFETIME					
W-L	ERA	IP	ER	G	MONTH	W-L	ERA	IP	ER	G
12	4.33	27	13	5	APR.	14-17	4.01	260.1	116	42
02	3.86	30.1	13	6	MAY	23-12	3.39	353.1	133	56
01	5.56	11.1	7	2	JUNE	22-18	3.80	305.2	129	49
41	3.32	40.2	15	6	JULY	21-17	3.86	324.1	139	48
22	3.00	39	13	6	AUG.	26-19	4.23	400	188	64
03	7.61	23.2	20	4	SEP.-OCT.	30-19	3.85	430.2	184	69

MISCELLANEOUS: His only 2 complete games were losses . . . Has not had a complete game win since he beat Detroit, 3-1, on Sep. 10, '84 . . . Pitched in relief at home against Texas on Aug. 7, first relief appearance since Oct. 3, '82 vs. Milwaukee . . . Gave up 2nd career grand slam on July 5 at Minnesota to **Gary Gaetti** . . . O's were 12-16 in his 28 starts.

1986 AND MAJOR LEAGUE CAREER

AMONG M.L. LEADERS OVER LAST 10 YEARS: Despite going 11-16 in 43 starts over the past 2 seasons combined, his totals for wins, starts and innings over the past 10 years (since he joined the O's rotation in '77) are among the major league leaders during that span.

Ranks 8th in the majors in wins (133) and starts (300) over the last 10 years and 13th in innings pitched (1995.1) . . . The leaders over that span are **Ron Guidry** with 163 wins and **Phil Niekro** with 353 starts and 2502.2 innings.

Has made more starts in the A.L. than any pitcher in the last 10 years (**Guidry** is 2nd with 295) . . . Is 4th in A.L. wins during that span behind **Guidry** (163) **Jack Morris** (144) and **Scott McGregor** (136) . . . Also ranks behind that trio in innings pitched.

O's ALL-TIME LIST: Is 3rd on the Orioles all-time list in strikeouts (1175), innings (2090) and losses (103) and is tied for 4th in wins (136, with **Scott McGregor**).

SCANT SUPPORT: O's scored 3 runs or less in 14 of his 28 starts, 2 runs or less 9 times and one run or less 7 times . . . Received only 24 runs in his 11 losses . . . Has been plagued by lack of support over the past 3 seasons . . . In his last 70 starts, beginning May 15, '84, O's have scored 2 runs or less 24 times and 3 runs or less 34 times.

VS. OPPONENTS: See Individual Pitching vs. Each Opponent (page 65) . . . See also Vs. Chicago (page 39), Vs. Minnesota (page 43), Vs. New York (page 44), Vs. Oakland (page 46), Vs. Toronto (page 49).

PICKOFFS/CAUGHT STEALING: Picked 3 runners off base (including those scored as caught stealing) . . . Now has a career total of 60 pickoffs, an Orioles' record . . . In his 10 years in the O's regular rotation, opposing runners have had less than an even chance to steal a base on him . . . A total of 72 have made it, but 74 haven't.

INJURIES: Has been on the disabled list in three of the last 4 seasons and has missed approximately 28 weeks . . . In '85, tore left Achilles tendon while playing in charity basketball game on Jan. 23 . . . Was feared lost for the season but quick recovery allowed him to start the O's 2nd game after the all-star break.

On May 17, '83 sustained ligament damage to left knee while fielding a ground ball in the first inning vs. Chicago . . . Twisted knee after catching spikes in the ground . . . Did not require surgery, but missed 11-1/2 weeks . . . Continued to wear brace on knee while pitching until discarding it on May 20, '84.

Had a string of 157 straight starts without missing a turn snapped in late '81 when he tore a muscle in his left forearm Aug. 23 . . . Didn't pitch for 26 days . . . Hadn't missed an assignment in more than 4 years (since '77), but had begun feeling stiffness as early as May 14 that year ('81).

In '80, although he missed no time, his performance was diminished by a sore left shoulder that developed in late June. After that season the problem was diagnosed as "tired arm" by **Dr. Stanley Cohen** of Baltimore and **Dr. Arthur Pappas**, the Red Sox physician . . . They prescribed a physical therapy and weight program.

MIKE FLANAGAN (Cont.)

In '78, was plagued thru 2nd half of season with painful bursitis in left ankle which severely hampered his efficiency.

ALCS/WS: Has a 3-1 record in 6 post-season games with a 3.48 era over 31 innings.

Won game #3 vs. White Sox in '83 beating **Richard Dotson** by a final count of 11-1. That was game in which Mike hit **Ron Kittle** in the knee and **Dotson** retaliated by hitting **Cal Ripken** and throwing at **Eddie Murray**, a tactic that resulted in a 2-run O's 5th inning which gave Birds commanding 6-1 lead.

Started against **Steve Carlton** in '83 WS #3 at Philly but left after 4, trailing 2-0 . . . **Jim Palmer** ultimately picked up the 3-2 win in a game featuring 3 former Cy Young Award winners.

Won 2nd game of '79 ALCS vs. Angels after O's staked him to 9-1 lead thru 3 innings . . . Was still leading 9-4 but was in trouble when **Don Stanhouse** relieved him in the 8th and the O's barely won, 9-8.

In WS vs. Pirates, Mike won the opener, 5-4, after being staked to a 5-0 lead in 1st . . . Lost 5th game at Pittsburgh though he trailed only 2-1 when he left for a pinch hitter. Pirates went on to win 7-1 . . . Was one of 5 relievers to pitch in 9th inning of 7th game won by Bucs, 4-1.

CY YOUNG/OTHER AWARDS: After going 23-9 in '79, was landslide winner of BBWAA award, capturing 26 1sts and 2 2nds among 28 ballots cast for a total of 136 points (5-3-1) . . . Was only one named on all ballots and was well ahead of Yankee lefties **Tommy John** (1 first, 51 points) and **Ron Guidry** (1 first, 26 points).

That was one of 6 Cy's won by O's in 12-year period from '69 thru '80 . . . See list under "Awards" on page 25.

That year he was also named A.L. "pitcher of the year" by TSN and was picked as top southpaw on TSN, AP and UPI All-Star teams . . . Was 6th in "mvp" balloting (highest ranking pitcher) and was named graduate of the year by both Junior American Legion and Babe Ruth programs.

NEAR NO-HITTER-'78: Is one of 8 Oriole pitchers over the past 33 years deprived of a no-hitter in the 9th inning . . . On Sep. 26, '78 in Baltimore he had 2 down in the 9th when Cleveland's **Gary Alexander** homered into the low rows of the rightfield seats. He then gave up 2 singles before **Don Stanhouse** came on to preserve the victory.

The other victims: **Bob Turley**-'54; **Don Ferrarese**-'56; **Dave McNally** and **Mike Cuellar**-both in '69; **Jim Palmer**-'73; **Wayne Garland**-'74; and **Storm Davis**-'83.

PREVIOUS CAREER HIGHLIGHTS

1985: Missed the first half of the season with Achilles tendon injury (see above under "Injuries") . . . Made first start of year on July 20 and lost to K.C., 7-5 . . . Started slow and was 2-4 thru Aug. with a 5.84 era (IP-49.1, ER-32), but had strong September (2-1, ERA-3.09, IP-35, ER-12) in 5 starts . . . Beat Yankees 4-2 on Sep. 20 for O's only win of '85 vs. the Yankees.

1984: Was 8-5 thru June 29 then lost 6 of next 7 decisions thru Aug. 4 including career-high 5 in a row (July 14-Aug. 4) . . . Went 4-2 in final 10 starts.

Was nearly invincible against the World Champion Tigers . . . In 4 starts against Detroit was 3-1 with 4 complete games and a 0.51 era (IP-35, H-25, ER-2) . . . Gave up first grand slam of career to **Jim Presley** at Seattle on Aug. 31.

Was 1-1 in 3 starts in the Orioles' fall tour of Japan . . . In first start, blanked the Japan champion Hiroshima Carp for 5 innings and was the ultimate winner, 5-2.

1983: Jumped off to fastest start ever going 6-0 in 1st 8 starts with a 2.73 era (IP-52.2, ER-16) . . . It was best beginning for an Oriole since **Dave McNally** went 15-0 to open the '69 season.

On his next start, May 17 (1st game) vs. Chicago at Baltimore, he severely injured ligaments in left knee fielding ground ball (see "Injuries" above) in 1st inning and was sidelined for 11-1/2 weeks.

Re-activated Aug. 7 and lost his first 2 starts, both to Chicago's **Lamar Hoyt** before beating Texas on Aug. 27 for his 1st win in 14 weeks. From Aug. 28 thru Sep. 17, reeled off 5 straight wins in 5 starts and was 6-1 during O's stretch run from Aug. 13 thru Sep. 25 during which were O's 34-10.

1982: Was only 8-10 on Aug. 13, but won 7 of last 8 including 7 in a row (from Aug. 17 thru Sep. 19) . . . His final win of year (Sep. 19) vs. Indians was his 100th career victory.

1980-'81: Both seasons were marred by arm trouble (see "Injuries" above) . . . His combined figures for those 2 seasons which followed his Cy Young year were 25-19 and a 4.14 era . . . Despite his problems in '80 was 12-8 as late as Aug. 6, and he tied **Steve Stone** for 2nd with 37 starts behind **Dennis Leonard** (38).

1979: Won Cy Young after leading majors with 23 wins and tying for most shutouts (5, with 5 others) . . . Was 10-6 with a 4.05 era on July 7, then went 13-3 in last 18 starts with a 2.22 era and 10 complete games.

From Aug. 8 thru Sep. 13 won 8 in a row in 8 starts . . . Credited much of his success to development of change-up taught to him by **Scott McGregor**.

1978: Was 11-4 thru June 22 and had gone 24-6 since the previous June 27 . . . Was hampered rest of season by tendinitis in left ankle and went just 8-11 thereafter . . . Lost bid for a 20 win season when Tigers beat him on final day of season.

Had distinction of being one of only 3 pitchers to beat Yankees' **Ron Guidry** (25-3) along with fellow lefties and "**Mikes**" **Willis** (Tor.) and **Caldwell** (Mil.) . . . Was on A.L. all-star staff but did not pitch in game at San Diego.

1977: Started the season 2-8, but from June 27 to end won 13 of 15, including 6 straight.

1975-'76: Made big league debut Sep. 5, '75 at home vs. Yankees with no decision, then started for 1st time Sep. 28 at Shea Stadium losing that final game of season, 3-2, to **Larry Gura**.

Started '76 with O's but was 0-3 in 10 appearances when he returned to Rochester July 2 . . . Came back to Baltimore Aug. 11 after going 6-1 for Red Wings, but dropped his first decision . . . Was 0-5 lifetime when he broke into win column with 6-hit, 7-1 victory over Royals Sep. 1, '76.

MINOR LEAGUE/AMATEUR CAREERS

MINORS: Was 35-16 in 3 plus minor league seasons including 19-5 in 1-1/2 years at Rochester . . . Was chosen International League's top lefty in '75 (**Scott McGregor** earned that distinction in '76).

SIGNING: Was Baltimore's 7th pick in June '73 draft . . . Probably would have been picked on earlier round except for elbow problems that developed originally in high school . . . Was signed by **John Stokoe** who was convinced his arm was sound again.

Was drafted in '71 by Houston but opted to go to the U. of Massachusetts (at Amherst).

College: Was 12-1 in 2 years at U. of Mass (aka You-me), and led Yankee Conference in wins (9), strikeouts (89) and era (1.72) as a sophomore . . . That year ('73) in one game, he hit 3 homers, fanned 15 and pitched a one-hitter against U. of Maine in a regional tournament . . . Played outfield when not pitching.

Was starting guard on U. of Mass freshman basketball team that went 18-1 . . . Once played against **Julius Erving** in a frosh-varsity scrimmage.

HIGH SCHOOL/OTHER: Played 4 years of baseball and basketball at Memorial High in Manchester (graduated '71) . . . The school won 2 state titles in each sport while he was there.

Once struck out 31 batters in an extra inning game . . . Holds New Hampshire schoolboy record for most points in a state tournament championship basketball game (44) and was picked as one of New Hampshire's 5 best high school players in the 70's.

His prospects took a downward turn in summer of '70 when he came out of an American Legion World Series game at Klamath Falls, Oregon with a sore elbow . . . Didn't pitch his senior year, but resumed mound career in Cape Cod (summer) League and at UMass . . . Once pitched in Fairbanks, Alaska during a Babe Ruth tournament.

PERSONAL: Mike's father, **Edward**, was a pitcher (late 40's early 50's) in Red Sox system, and his grandfather, **Edward, Sr.**, signed a pro contract in '13 . . . **Hobbies:** hunting and fishing.

He and his wife, the former **Kathy Welsh**, were married Jan. 14, '77 . . . Kathy is also from Manchester, but didn't know Mike when they were growing up.

MIKE FLANAGAN (Cont.)

On July 9, '82, **Kathy** gave birth to their first child—8 lb., 8 oz. **Kerry Ellen**. She was first "in vitro fertilization" baby born in America thru normal delivery.

Before and during her in vitro pregnancy, **Kathy** was attended by **Drs. Howard and Georgeanna Jones** of the Eastern Virginia Medical School in Norfolk. The **Joneses** have developed an international reputation over more than 40 years of practicing, teaching and conducting gynecological research . . . Much of that time they spent at Johns Hopkins Hospital.

Their second child, **Kathryn Kendall** was born Oct. 10, '86.

38

HAROLD KENNETH (KEN) GERHART

Born: May 19, 1961

Height: 6'0"; **Weight:** 185

Bats, R; Throws, R

Position: Outfield

Birthplace/Residence: Born in Charleston, SC

. . . Grew up and still lives in Murfreesboro, TN.

Contract Status: Signed thru '87.

Tenure: 22 days.

Signed Originally with: Orioles.



YEAR CLUB	AVG.	G	AB	R	H	2B	3B	HR	RBI	BB	SO	SB	CS	HP
1982 Bluefield—1	.259	66	228	57	59	13	0	12	43	37	57	36	4	2
1983 Hagerstown	.273	130	501	131	137	29	8	31	86	85	129	45	8	7
1984 Charlotte	.201	85	264	40	53	8	3	13	40	40	83	10	6	1
Hagerstown	.321	47	168	39	54	18	3	6	21	21	35	9	2	1
1985 Charlotte	.279	68	222	55	62	16	1	17	50	48	46	20	4	3
1986 Rochester	.274	124	453	73	124	18	3	28	72	39	105	8	9	3
Baltimore	.232	20	69	4	16	2	0	1	7	4	18	0	1	0

Pro Totals

.265 540 1905 399 505 104 18 108 319 274 473 128 34 17

GWRL '86-0.

1—Selected by Orioles in June '82 free agent draft (5th round) . . . Signed by Lamar North.

1986 SEASON SUMMARY

RECOVERY: Made a complete recovery from right hip surgery which sidelined him the 2nd half of '85 (see below under "1985" for more details) . . . Played in a career-high 144 games combined at Rochester and Baltimore . . . Reported early to big league spring training camp and batted .273 (22-6) with 3 home runs in 11 exhibition games with O's.

BALTIMORE: Recalled by the O's on Sep. 13 following the International League playoffs . . . Started 16 of the final 20 games . . . Struck out 4 times in major league debut in Detroit on Sep. 14 . . . Then got 2 hits each in his next 3 games, all at Yankee Stadium . . . First major league hit was a double off N.Y.'s **Brad Arnsberg** on Sep. 15.

Hit 1st major league homer off Milwaukee's 20-game winner **Ted Higuera** at Baltimore on Sep. 19 . . . Had 3-hit game at Milwaukee on Sep. 27.

ROCHESTER: His 10 home runs in August carried him to the International League home run title with 28 . . . Added 3 more in post-season . . . Also topped the league in total bases (232) and was 3rd in slugging (.512) & outfield assists (11) . . . His 72 rbi were tied for 5th . . . Hit 10 of his home runs when **Bill Swaggerty** (now in Royals' organization) was pitching for Red Wings.

Named to Baseball America's IL all-star team . . . Finished 2nd in the voting for the league's "mvp" behind Pawtucket's **Pat Dodson**.

Had a 17-game hitting streak, July 21 thru Aug. 6 . . . Hit 2 homers in a game on 3 occasions giving him 6 over the last 2 seasons . . . Batted .389 (36-14) with 3 homers and 7 rbi in 8 post-season games.

HOME RUNS/STOLEN BASES: Has now hit 107 home runs in 520 games during his minor league career, an average of one homer every 4.86 games . . . His '86 league home run crown was the 2nd of his career (also won the '83 Carolina League title with 31).

126

Although he was successful in only 8 of 17 stolen base attempts has averaged 26 steals in 5 minor league seasons & has an 80% success rate (128 of 161).

PREVIOUS CAREER HIGHLIGHTS

1985: Did not play after July 7 due to re-occurring pain in right hip . . . Surgery was performed on Aug. 27 by team orthopedist **Dr. Charles Silberstein** and **Dr. Fray Marshall** of Johns Hopkins.

Aggravated hip injury on June 14 while on a 9-for-16 binge . . . Didn't play again until July 1.

Still hit 17 home runs and led Charlotte with 30 stolen bases . . . Hit 15 home runs in his last 44 games . . . Had a 13-game stretch in mid-May when he hit 8 hrs and had 17 rbi.

1984: Sandwiched a 7-week stint at Hagerstown between 2 tours at Charlotte. Began year in Charlotte, but hit only .148 (142-21) in 46 games thru May 30 and was demoted to Hagerstown . . . Despite the low average, had 6 home runs (among his 1st 10 hits) and 16 rbi.

Joined Hagerstown June 1 and hit .321 with 6 home runs and 21 rbi in 47 games thru July 24 . . . Returned to Charlotte on July 25 where he hit .262 (122-32) with 7 home runs and 24 rbi in 39 games the remainder of the season.

1983: Led Carolina League in homers (31), total bases (275) and slugging (.549) and was 2nd in runs (31) and triples (8) . . . Also 3rd in doubles (29) and walks (85) and 4th in rbi (86) and hits (137) . . . Named to league all-star team and was Topps "player of the month" for June . . . Hit 2 grand slams in 3 day span vs. Winston-Salem (May 5 & 7).

1982: Was 3rd in the Appalachian League in homers (12) and runs (57) and was 5th in steals (36).

AMATEUR BACKGROUND: Attended Middle Tennessee State University where he led team to NCAA playoffs in '81 and '82 . . . Was "Player of the Year" in Ohio Valley Conference in '82 . . . Named All-OVC in '81 and '82.

Graduated from Oakland (TN) High School ('79) where he earned 3 letters in baseball . . . Was all-league ('78, '79) and "mvp" senior year . . . Also played American Legion ball ('79).

PERSONAL: Married the former **Jennifer Meagher** on Feb. 21, '87, 4 days before reporting to spring training.

RENE ADRIAN GONZALES

58

Born: Sep. 3, 1961

Height: 6'3"; **Weight:** 185

Bats, R; Throws, R

Position: Infielder


Birthplace/Residence: Born in Austin, Texas . . .

Resides in Covina, CA.

Contract Status: Signed thru '87.

Tenure: 71 days.

Signed Originally with: Montreal.



YEAR CLUB	AVG.	G	AB	R	H	2B	3B	HR	RBI	BB	SO	SB	CS	HP
1982 Memphis—1	.213	56	183	10	39	3	1	1	11	9	44	2	3	3
1983 Memphis	.269	144	476	67	128	12	2	2	44	40	53	5	2	3
1984 Indianapolis	.234	114	359	41	84	12	2	2	32	20	33	10	4	2
Montreal	.233	29	30	5	7	1	0	0	2	2	5	0	3	1
1985 Indianapolis	.226	130	340	21	77	11	1	0	25	22	49	3	5	0
1986 Indianapolis	.273	116	449	57	108	14	2	3	43	41	47	8	6	2
Montreal	.115	11	26	1	3	0	0	0	0	2	7	0	2	0

M.L. Totals

.179 40 56 6 10 1 0 0 2 4 12 0 2 0

1—Selected by Montreal Expos' organization in June '82 free agent draft (5th round).

2—Acquired by Orioles from Expos in deal for catcher John Stefero on 12/16/86.

127

RENE GONZALES (Cont.) 1986 SEASON SUMMARY

Recalled by Montreal from Indianapolis on July 20 and made 3 starts, all at shortstop, but was sent back on July 24 when Montreal obtained **Tom Foley** from Philadelphia. . . . Recalled again on Sep. 19 and played in 8 of Expos' final 16 games, 5 at 3rd, 3 at shortstop.

While at Indianapolis, established career highs in average and extra base hits. . . . Played 42 games at 3rd, 41 at shortstop and 40 at 2nd.

PREVIOUS CAREER HIGHLIGHTS

1985: Led American Association shortstops in assists (345) and double plays (79) and was 2nd in games (127).

1984, EXPOS: Had 3 stints with Expos while dividing time at Indianapolis. Made major league debut July 27 as defensive replacement at home against the Phillies. . . . His final tour with Expos began Sep. 10 following American Association playoffs. . . . Started 7 straight games at short, Sep. 15-22. Singled off **Jerry Koosman** at Philadelphia on Sep. 15, his 1st major league hit. . . . Went 4-for-5 the next day in 8-4 win over Phillies.

EARLY CAREER: In '82, went from college to AA ball at Memphis. Struggled 1st year, but in '83 finished 2nd in the Southern League in games played and led the league's shortstops in fielding (.972), putouts (258) and double plays (102).

AMATEUR CAREER: Played at Cal State-L.A. and led club in doubles (14) and rbi (34) in '82 as a junior. . . . Also played at Glendale City College. Attended Rosemead (CA) High School.

PERSONAL: Single. . . . Worked as an usher for 2 seasons at Dodger Stadium while in college. . . . Father, **Ben**, played minor league ball.

11 JOAQUIN (JACKIE) FERNANDO GUTIERREZ

Born: June 27, 1960

Height: 6'1"; **Weight:** 175

Bats, R; Throws, R


Position: Shortstop-Third base

Birthplace/Residence: Born, raised and still lives in Cartagena, Colombia.

Contract Status: Signed thru '87.

Tenure: 3 years, 6 days.

Signed Originally with: Boston.



YEAR CLUB	AVG.	G	AB	R	H	2B	3B	HR	RBI	BB	SO	SB	CS	HP
1978 Elmira-1	.194	63	216	23	42	8	0	0	18	24	41	2	2	2
1979 Elmira	.251	63	183	29	46	4	2	0	14	19	25	1	1	3
1980 Winter Haven	.255	111	368	46	94	4	1	1	40	39	34	2	2	2
1981 Winston-Salem	.249	137	507	56	126	14	5	1	45	43	80	9	3	6
1982 Bristol	.278	138	468	64	130	20	2	1	44	54	40	19	15	1
1983 New Britain	.278	67	248	36	69	7	2	4	25	34	29	12	10	1
Pawtucket	.266	66	233	30	62	11	1	1	17	28	39	5	4	0
Boston	.300	5	10	2	3	0	0	0	0	1	1	0	1	0
1984 Boston	.263	151	449	55	118	12	3	2	29	15	49	12	5	0
1985 Boston-2	.218	103	275	33	60	5	2	2	21	12	37	10	2	0
1986 Rochester	.303	54	198	29	60	7	2	1	22	20	19	5	0	1
Baltimore	.186	61	145	8	27	3	0	0	4	3	27	3	1	1
M.L. Totals	.237	320	879	98	208	20	5	4	54	31	114	25	9	1

GWRBI: '83-0; '84-1; '85-2; '86-0. Total: 3.

1—Signed as free agent by Boston Red Sox on 1/14/78.

2—Acquired by Orioles from Boston Red Sox in deal for pitcher Sammy Stewart on 12/17/85.

Career Highs, Game: Runs-3, (July 6, '84 vs. Cal. at Bos.); Hits-3, 7 times, (the latest Sep. 15, '86 at N.Y.); RBI-2, 8 times, (the latest Aug. 14, '85 vs. K.C. at Bos.); SB-2, (May 14, '84 at Cle. and Aug. 12, '84 at Tex.)

Hitting Streaks: 8, (June 8 thru 15, '84); 6, (July 15 thru 21, '84).

Grand Slams: None.

1986 AND MAJOR LEAGUE CAREER

Appeared in 53 games at 2nd base and 6 games at 3rd, the first time he

had played either position in the big leagues (see below under "Fielding").

With O's he batted 61 points lower than career average prior to '86, but also hit for highest average as a pro during 2 month stint at Rochester.

Was in the opening day lineup at 3rd base, but played in only 11 of the O's 1st 26 games and was batting only .083 (12-1) on May 12 when he was stricken with Chicken Pox. . . . Went on disabled list immediately and didn't play again until rehabilitation assignment at Rochester which began June 1.

Remained with Rochester when rehab assignment ended and did not join Orioles again until July 25. . . . Started 41 of the last 67 games with O's, all at 2nd base.

Was 1-for-21 with O's (.047) before he got his 2nd hit on Aug. 5. From Aug. 10 thru 29 he batted .288 (45-13) raising average to season-high .211.

Batted .167 (72-12) the rest of the season. . . . Best day was 3-for-4 effort at Yankee Stadium Sep. 15.

ROCHESTER: Was the Red Wings' 2nd leading hitter with a .303 (198-60) average in 61 games. . . . Was 6-for-31 (.194) after first 2 weeks, but batted at a .323 (167-54) clip while hitting safely in 40 of his last 50 games.

FIELDING: While he played 2nd at 3rd with the O's, he was a shortstop exclusively at Rochester. . . . Had previously played 2nd and 3rd only in the minors. Last played 2nd at Winter Haven in '80 and hadn't played 3rd since '81 at Winston-Salem.

In '86, finished with the 2nd best fielding percentage (.990, TC-197, E-2) among A.L. 2nd basemen with 50 or more games. . . . Fielded .818 (TC-11, E-2) at 3rd.

Lifetime mark at shortstop in the big leagues is .946 (TC-1026, E-55) in 253 games.

BY-MONTH, LIFETIME: Apr.-206 (97-20), HR-2, RBI-10. . . . **May-**270 (126-34), HR-0, RBI-6. . . . **June-**227 (101-23), HR-0, RBI-6. . . . **July-**222 (108-24), HR-0, RBI-7. . . . **Aug.-**270 (244-66), HR-2, RBI-17. . . . **Sep.-Oct.-**201 (209-42), HR-0, RBI-8.

VS. OPPONENTS: See Individual Batting vs. each club (page 57). . . . See also Vs. Cleveland (page 40) and Vs. K.C. (page 42).

3RD COLOMBIAN: Is only the 3rd Colombian to play in the majors. . . . Follows his brother-in-law **Orlando Ramirez** (ss, California, '74-'79) and **Luis Castro** (p, Philadelphia A's, '02).

PREVIOUS CAREER HIGHLIGHTS

1985: Started 79 games at shortstop for Boston, but missed nearly 2 months with a knee injury. . . . A 17-for-48 (.354) spurt raised his average to season-high .252 on May 23. At that point he'd started 40 of the first 43 games, but jammed his right knee at Texas on May 25 and played in only 6 games over the next 2 months. Returned to the lineup on July 25 when his replacement **Glenn Hoffman** was injured.

Made only 3 errors in first 60 games, but in a 26-game span in Aug. he committed 11 errors including 3 in one game at Minnesota on Aug. 30.

1984: Named to The Sporting News and Topps All-Major League Rookie teams. . . . Selected Red Sox "rookie of the year" by Boston Baseball Writers. . . . Won the shortstop berth in mid-May and went on to hit .263 (449-118) in 151 games.

The Red Sox were 78-61 in his 139 starts (86-76 overall). . . . Led club with 12 steals and tied for lead in bunt hits (6). . . . Best month was August (.319, 94-30).

Had six 3-hit games. . . . Hit 1st major league home run off Oakland's **Jeff Bettendorf** at Fenway on Apr. 22.

1983: Spent final month of season with Red Sox. . . . Started last 3 games of season. . . . Got 1st major league hit off Cleveland's **Neal Heaton** on Sep. 30. . . . Began year at New Britain (AA) and moved up to Pawtucket (AAA) on July 1. . . . Ranked 2nd in Red Sox minor league system with 481 at bats and 3rd with 131 hits.

MINOR LEAGUE CAREER: In '82, was named to Eastern League's all-star team while at Bristol and selected one of the league's top 10 major league prospects. . . . The previous year led Carolina League's shortstops in total chances (681, 90 more than the next best) and assists (423). . . . Was named to the league's all-star team.

At Winter Haven in '80, played 2nd, 3rd, ss, and outfield. . . . Spent first 2 years of pro ball at Elmira and led NY-Penn League shortstops in fielding in '78.

JACKIE GUTIERREZ (Cont.)

AMATEUR CAREER: Graduated from Liceo del Bolivar High School in Cartagena in '77 . . . Was outstanding ss in Campeonato National Youth League and led loop in doubles in '76 and triples in '77 . . . Finished 3rd in decathlon at national youth track meet at age 12.

PERSONAL: Father, **Campo**, competed for Colombia in javelin event in '36 Olympics in Berlin and his brother, **Freddie**, ran in 100 meter sprint in '64 Olympics at Tokyo . . . Single

54

JOHN GABRIEL HABYAN

Born: Jan. 29, 1964

Height: 6'1"; **Weight:** 195

Bats: R; **Throws:** R


Position: Pitcher

Birthplace/Residence: Born in Bayshore, NY (Long Island) . . . Grew up and still lives in nearby Brentwood, NY.

Contract Status: Signed thru '87.

Tenure: 49 days.

Signed Originally with: Orioles.



YEAR CLUB	W-L	ERA	G	GS	CG	SHO	SV	IP	H	R	ER	BB	SO
1982 Bluefield—1	9-2	3.54	12	12	2	1	0	81	68	35	32	24	55
Hagerstown	0-0	67.50	1	1	0	0	0	0.2	5	5	5	2	1
1983 Hagerstown	2-3	5.81	11	11	1	0	0	48	54	41	31	29	42
Newark	5-3	3.39	11	11	1	1	0	72	68	34	27	29	64
1984 Charlotte	4-7	4.44	13	13	1	0	0	77	84	46	38	34	55
Hagerstown	9-4	3.54	13	13	4	0	0	81.1	64	41	32	33	81
1985 Charlotte	13-5	3.27	28	28	8	2	0	189.2	157	73	69	90	123
Baltimore	1-0	0.00	2	0	0	0	0	2.2	3	1	0	0	2
1986 Rochester	12-7	4.29	26	25	5	1	0	157.1	168	82	75	69	93
Baltimore	1-3	4.44	6	5	0	0	0	26.1	24	17	13	18	14
Pro Totals	56-34	3.94	123	119	22	5	0	736	695	375	322	328	530

1—Selected by Orioles organization in June '82 free agent draft (3rd round) . . . signed by Joe DeLuca.

Pitches: Fastball, curve, slider, change-up.

1986 SEASON SUMMARY

BALTIMORE: Recalled from Rochester on Aug. 29 . . . Made 1st major league start that day at Oakland and lost to **Dave Stewart**, 4-0 . . . In his next start at home vs. Boston on Sep. 9, he took no decision after leaving with 4-3 lead in the 7th in game O's lost 7-5.

On Sep. 14 at Det., he was a 7-0 loser when he didn't get an out after walking all 4 batters he faced in the 1st inning . . . Bounced back Sep. 20 for 1st major league win as a starter with 4-3 win over Milwaukee at Memorial Stadium . . . Went 8 innings (H-6, R/ER-3, BB-2, SO-4) before **Don Aase** came on to get the save.

Knocked out in the 2nd inning of his next start, a 7-5 loss at Boston on Sep. 29 . . . In his final appearance of the year he relieved vs. Detroit on Oct. 3.

ROCHESTER: His 12 wins tied with teammate **Bill Swaggerty** for 2nd most in the International League . . . In a vote of the league's managers and players, Habyan finished 3rd in the voting for the IL's most valuable pitcher.

Was 0-3 with a 6.41 era (IP-19.2, ER-14, BB-21) after 4 starts, but in his next 20 starts (May 4 thru Aug. 4) was 12-2 with a 3.33 era (IP-135.1, ER-50).

Named IL's "pitcher of the week," June 9-15, when he won 2 starts including a 4-hitter over Columbus . . . In next start on June 19 he threw an 11-hit shutout over Toledo . . . Won 5 straight, June 10 thru July 13 which included a stretch where he allowed only 2 earned runs over 29.2 innings.

PREVIOUS CAREER HIGHLIGHTS

MAJOR LEAGUE DEBUT, '85: Left the Instructional League (his 4th straight year in the F.I.L.) to join the Orioles on Sep. 23 when injuries weakened O's pitching depth . . . Made major league debut in relief at Yankee Stadium on Sep. 29 . . . Gained 1st major league win in only other outing beating Boston, 9-8, in relief at home on Oct. 3 . . . O's scored 5 runs in the 8th to win it.

130

CHARLOTTE: Named as righthanded pitcher on the Southern League all-star team in '85 . . . Won club-high 13 games and was 3rd in the league in strikeouts (123), innings (189.2) and complete games (8) . . . Was 5th in the SL with career best 2.37 era.

Hurled 9-inning no-hitter vs. Columbus on May 13 winning, 6-0 . . . Also had a pair of 3-hitters . . . Won his 1st 8 decisions (11 starts, 2.54 era, IP-78, ER-22, CG-3) before losing to Memphis on June 8 . . . Gave up 3 runs or less in 19 of 28 starts.

1984: Had 9 of Hagerstown's 34 wins when promoted to Charlotte on June 21 . . . Fanned 13 without a walk in 8 innings at Kinston Apr. 27 and 10 in 6 innings in season debut at Salem on Apr. 11.

At Charlotte, won 4 of 1st 7 decisions, then dropped his last 4 in regular season . . . Won both post-season starts . . . Beat Greenville in SL Eastern Division playoffs to give O's 2 games to one lead in the best-of-five series . . . Then defeated Knoxville in game 2 of league championship series, eventually won by O's 3 games to none.

Led O's in Florida Instructional League with 3-0 record and a 2.90 era . . . Four of his appearances were in relief, 1st of career.

EARLY CAREER: Tied for wins in Appalachian League with 9 while at Bluefield in '82.

AMATEUR BACKGROUND: Graduated in '82 from St. John the Baptist High School (Brentwood, N.Y.) . . . Fanned 226 in 148 innings in last 2 years combined . . . Was captain and team "mvp" senior year and earned all-league honors.

PERSONAL: Youngest of 5 children (2 brothers, 2 sisters) . . . Enjoys playing basketball, football and street hockey . . . Single.

BRADLEY (BRAD) DAVID HAVENS

47

Born: Nov. 17, 1959

Height: 6'1"; **Weight:** 196

Bats: L; **Throws:** L

Position: Pitcher

Birthplace/Residence: Was born in Highland Park, MI . . . Grew up in Royal Oak, MI and now resides in Longwood, FL.

Contract Status: Signed thru '87.

Tenure: 3 years, 80 days.

Signed Originally with: California



YEAR CLUB	W-L	ERA	G	GS	CG	SHO	SV	IP	H	R	ER	BB	SO
1978 Quad Cities—1	13-10	2.66	26	26	*17	2	0	*200	171	80	59	74	*197
1979 Orlando—2	4-10	7.28	19	14	4	0	1	94	128	85	76	50	63
Wsc'n Rapids	6-1	4.19	10	10	4	0	0	73	62	35	34	18	80
1980 Visalia	14-9	3.32	28	*28	*12	3	0	195	186	90	72	82	*179
1981 Orlando	6-2	3.53	11	11	1	0	0	74	81	38	29	20	58
Minnesota	3-6	3.58	14	12	-1	1	0	78	76	33	31	24	43
1982 Minnesota	10-14	4.31	33	32	4	1	0	208.2	201	112	100	80	129
1983 Minnesota	5-8	8.18	16	14	1	0	0	80.1	110	75	73	38	40
Toledo	6-3	3.88	11	11	4	0	0	69.2	60	34	30	37	64
1984 Toledo—3	11-10	2.61	25	25	*12	1	0	169	142	56	49	70	*169
1985 Rochester	8-10	4.85	34	19	2	0	5	133.2	135	79	72	52	*130
Baltimore	0-1	8.79	8	1	0	0	0	14.1	20	14	14	10	19
1986 Baltimore	3-3	4.56	46	0	0	0	1	71	64	37	36	29	57
M.L. Totals	21-32	5.05	117	59	6	2	1	452.2	471	271	254	181	288

* Led League

* Tied for league lead

1—Selected by California Angels in June '77 free agent draft (8th round).

2—Acquired by Minnesota Twins' organization from California with outfielder Ken Landreaux, pitcher Paul Hartzell and third baseman Dave Engle for first baseman Rod Carew on 2/3/79.

3—Acquired by Orioles' organization from Minnesota in deal for pitcher Mark Brown on 3/27/85.

Low-Hitters: 3-Hitters—1, (July 18, '82 vs. Det. at Min.); **4-Hitters—1**, (Sep. 8, '81 vs. Tor. at Min.)

Strikeout Highs: 9, (Sep. 6, '86 vs. Sea. at Bal.); **8, twice**, (May 6, '82 at Mil. and Sep. 22, '82 vs. Tor. at Min.)

Walk Highs: 6, (Aug. 20, '82 at Cle.); **5, twice** (the latest Apr. 18, '86 vs. Tex. at Bal.)

131

BRAD HAVENS (Cont.)

Winning Streaks: 4, (Aug. 8 thru Sep. 6, '82), 3, twice, (the latest Apr. 26 thru July 4, '86).

Losing Streaks: 5, (Aug. 8 thru Sep. 6, '82); 4, twice, (the latest May 5 thru 21, '83).

Pitches: Sinker, curve, slider, change-up.

1986 AND MAJOR LEAGUE CAREER

Because of injuries to **Tippy Martinez**, he was the lone lefthander in the bullpen for most of '86, his 1st full season as a reliever. Opponents batted only .248 (258-64), 2nd lowest on O's staff behind **Don Aase** (.234), but O's won only 10 of the 64 games in which he appeared.

Earned 1st major league win since July 24, '83 when he beat Toronto, 11-6, on Apr. 26. However, after his first 12 appearances (thru May 23), he had a 7.32 era (IP-19.2, ER-16).

Gained his 2nd win at Oakland on May 29 when he retired all 14 batters he faced in 8-6 win. From that point on, he compiled a 3.51 era (IP-50.1, ER-20) in his final 38 appearances. Had his best stretch from Aug. 24 thru Sep. 21 (G-8, 1.89, IP-19, H-9, ER-4, SO-18, BB-4) lowering era to season low 4.43. Worked season-high 6.1 innings vs. Seattle on Sep. 6 and fanned career high 9 batters.

Earned 1st major league save at Chicago on July 10 when he relieved Aase and got out of bases loaded none out situation to preserve 5-3 win.

Twice his wild pitches allowed the decisive run to score: Aug. 24 vs. California and Sep. 23 vs. N.Y. Walked 5 batters in 4.1 innings vs. Texas on Apr. 18. Walked 7 Yankees (2 with the bases loaded) in 3 innings over 2 consecutive appearances (June 8 & 12). Walked only 13 batters in his last 30 appearances (43.2 innings).

BY-MONTH, '86: Apr. (1-1-0, 7.36, 6 g) ... May (1-0-0, 4.73, 7 g) ... June (0-0-0, 3.52, 10 g) ... July (1-0-1, 3.52, 7 g) ... Aug. (0-1-0, 4.80, 11 g) ... Sep.-Oct. (0-1-0, 3.12, 5 g).

BY-MONTH, LIFETIME: Apr. (5-2-0) ... May (1-8-0) ... June (3-4-0) ... July (6-3-1) ... Aug. (2-7-0) ... Sep.-Oct. (4-8-0).

CONVERSION TO RELIEF: Primarily a starter in 1st 7 pro seasons, was moved to the bullpen in July, '85 while at Rochester. Lifetime is 18-28 as a starter with a 4.94 (IP-353.1, ER-194 in 59 starts). As a reliever is 3-4-1 with a 5.43 (IP-99.1, ER-60) in 58 games.

PREVIOUS CAREER HIGHLIGHTS

STRIKEOUTS: Has been the strikeout leader in every minor league in which he's played a full season, a total of 4 times.

Topped the Midwest League in strikeouts while with Quad Cities in '78 with 197 in 200 innings. Led the California League in '80 with Visalia when he fanned 179 in 195 innings. Led the International League in strikeouts in both '84 and '85. Fanned 169 at Toledo in '84 and 130 in '85 at Rochester. In his pro career has struck out 1228 in 1312.2 innings, an average of 8.42 per 9 innings.

1985: Began as a starter at Rochester and despite switching to relief in mid-season still led IL in strikeouts. Was 7-8 in 19 starts when moved to bullpen where he went 1-2 with 5 saves in 15 appearances.

Recalled by Orioles in September and made 1st big league appearance since July '83 when he relieved against the Angels on Sep. 3, threw only one pitch to retire **Reggie Jackson** and get out of the inning. Struck out 19 of 70 batters he faced with O's. Lost his only start at N.Y., 9-2, on Sep. 29.

Pitched in the Puerto Rican League during the winter and was Santurce's top hurler out of the bullpen. Posted a 6-3 record with 9 saves and a 2.97 era (IP-45, H-32, ER-10, SO-39). Had a win or save in 15 of Santurce's 31 regular season wins.

MINNESOTA TWINS: Made his big league debut with Twins on June 5, '81 in hometown of Detroit. Went 6 innings, but lost, 2-0, to **Jack Morris**. Gained revenge on Aug. 29 by beating Tigers, 7-1, for 1st major league win. Top effort rookie season was 1-0, 4-hit win over Toronto and **Dave Stieb** on Sep. 8.

Spent all of '82 with Twins, his only full season with that club. Led the staff in strikeouts (129), starts (32), losses (14) and fielding. Won his 1st start, 4-1 vs. Seattle on Apr. 8, then lost 4 straight and didn't win again until he

beat the O's on June 6 in a combination shutout, his lone career outing vs. the O's.

Won a career-high 4 straight starts in July, '82. For the 2nd straight year, lone shutout was against Toronto, 8-0 on Sep. 29.

Was the Twins' opening day starter in '83, but was twice optioned that year to Toledo. Was 3-1 for the Twins on May 1, but had a 6.67 era. Went 2-7 with Twins the rest of the season. Lost all 4 decisions in May and was sent to Toledo on June 12. Recalled when pitcher **Pete Filson** went on disabled list on July 13, but was sent back to Toledo on Aug. 2.

Did not pitch with the parent club in '84, but was named the International League's "Most Valuable Pitcher" while at Toledo. Led the circuit in strikeouts (169) and complete games (12) and finished 2nd in era (2.61). Pitched three 2-hitters, 3 four-hitters and 2 five-hitters.

EARLY CAREER: Led Midwest League in strikeouts (197), complete games (17) and innings (200) and was 2nd in era (2.66) in '78, his first pro season, while pitching for Angels' Quad Cities Club.

Traded to Twins organization in deal that sent **Rod Carew** to California prior to '79 season. Struggled at AA (Southern League) that year (4-10) before going back to Midwest League where he was 6-1.

Began putting it together in California League in '80 (14-9 at Visalia) when he led loop in starts (28), complete games (12) and strikeouts (179). Then, he went 5-0 in Florida Instructional League that fall.

AMATEUR BACKGROUND: Was all-state selection while attending Kimball High School in Royal Oak, MI and pitched no-hitter as a senior in the '77 state playoffs. Selected in the 8th round by California in the free agent draft that June.

Was all set to attend Western Michigan University until the Angels worked him out on their last visit to Tiger Stadium that August. Signed with them the next day and pitched in the Arizona Instructional League that fall.

PERSONAL: Married the former **Ruby Bingham** in October, '82. They have a daughter, **Brittany**, born June 3, '85.

REX ALLEN HUDLER

Born: Sep. 2, 1960

Height: 6'2"; Weight: 180

Bats: R; Throws: R

Position: Second base-Shortstop


Birthplace/Residence: Born in Tempe, AZ. . .

Grew up and now resides in Fresno, CA.

Contract Status: Signed thru '87.

Tenure: 124 days.

Signed Originally with: New York Yankees.



YEAR CLUB	AVG.	G	AB	R	H	2B	3B	HR	RBI	BB	SO	SB	CS	HP
1978 Oneonta-1	.281	58	221	33	62	5	5	0	24	21	29	16	4	1
1979 Ft. Lauderdale	.251	116	414	37	104	14	1	1	25	15	73	23	7	5
1980 Ft. Lauderdale	.209	37	125	14	26	4	0	0	6	4	14	1	2	0
Greensboro	.227	20	75	7	17	3	1	2	9	4	14	1	2	0
1981 Ft. Lauderdale	.297	79	259	35	77	11	1	2	26	13	31	6	5	3
1982 Nashville	.237	89	299	27	71	14	1	0	24	9	51	9	2	5
Ft. Lauderdale	.250	9	32	2	8	1	0	1	6	4	5	0	1	0
1983 Ft. Lauderdale	.270	91	345	55	93	15	2	2	50	26	44	30	7	5
Columbus	.305	40	118	17	36	5	0	1	11	6	25	1	0	1
1984 Columbus	.292	114	394	49	115	26	1	1	35	16	61	11	7	3
New York	.143	9	7	2	1	1	0	0	0	1	5	0	0	1
1985 Columbus	.250	106	380	62	95	13	4	3	18	17	51	29	7	2
New York-2	.157	20	51	4	8	0	1	0	1	1	9	0	1	0
1986 Rochester	.260	77	219	29	57	12	3	2	13	16	32	12	4	0
Baltimore	.000	14	1	1	0	0	0	0	0	0	0	1	0	0
M.L. Totals	.153	43	59	7	9	1	1	0	1	2	14	1	1	1
Pro Totals	.262	879	2940	374	770	124	20	15	248	150	450	141	48	28

1—Selected by New York Yankees in June, '78 Free Agent Draft (1st round, 18th player selected)

2—Acquired by Orioles from New York with Rich Bordi in deal for Gary Roenicke and Leo Hernandez on 12/11/85.

REX HUDLER (Cont.)

1986 SEASON SUMMARY

BALTIMORE: Recalled from Rochester on May 14 when Jackie Gutierrez went on the disabled list with Chicken Pox . . . Appeared in 13 games at 2nd and one at 3rd, all as a late-inning replacement . . . His lone steal came against Detroit's Lance Parrish . . . Was sent back to Rochester on June 18 when Mike Flanagan returned off DL.

ROCHESTER: Played 5 positions: 2B (61 games), 3B (9), SS (1), LF (3) and CF (1) . . . Stole club-high 12 bases . . . Batted .238 (84-20) in 27 games before recall and .275 (135-37) in 50 games after his return . . . Batted .364 (44-16) in 16-game stretch to raise average to .271 on Aug. 5, highest point since 1st week of season.

Had excellent post-season, batting .419 (31-13) with 7 runs scored, one homer and 4 rbi in 9 games during International League playoffs.

PREVIOUS CAREER HIGHLIGHTS

1985: Started the season at Columbus, the Yankees' AAA affiliate in the International League, but was recalled by N.Y. on Apr. 30 . . . Played in 3 games before he was optioned back to Columbus on May 29.

Recalled again on Sep. 1 and batted .313 (16-5) in 1st 5 games with Yankees, but went 2-for-33 (.061) in final 12 games, including 2-for-17 (.118) vs. O's . . . Played 1st, 2nd and shortstop during his 2 stints with Yankees.

Led Columbus and was tied for 5th in the IL with 29 stolen bases . . . Stole 16 straight, June 6 thru July 21 . . . Played all 4 infield positions and some outfield with Columbus.

MAJOR LEAGUE, DEBUT, '84: Was recalled from Columbus on Sep. 9 and made major league debut that night as pinch-runner at Boston . . . Doubled off Boston's Al Nipper Sep. 15 for first major league hit in 1st Yankee Stadium at bat.

EARLY CAREER: Was Yankees' number one draft choice in June '78 and named to NY-Penn League all-star team that season . . . Batted career-high .297 (259-77) at Ft. Lauderdale in '81 but lacked enough at bats to qualify among Florida State League leaders.

Began '83 at Ft. Lauderdale, his 5th straight year there, and was named to the FSL all-star team . . . Despite promotion to Columbus in July, still finished 2nd on club with 30 stolen bases and 3rd with 50 rbi.

AMATEUR CAREER: Graduated from Bullard High School in Fresno, CA, where he played baseball, football and soccer . . . Played Little League and Babe Ruth League baseball.

PERSONAL: Enjoys hunting quail, dove and duck . . . Single.

13

ODELL JONES JR.

Born: Jan. 13, 1953

Height: 6'3"; **Weight:** 174

Bats, R; Throws, R


Position: Pitcher

Birthplace/Residence: Born in Tulare, CA . . . Raised in Compton, CA . . . Now resides in Beaverton, OR.

Contract Status: Signed thru '87.

Tenure: 5 years, 28 days.

Signed Originally with: Pittsburgh.



CONSECUTIVE GAME STREAKS

Cal Ripken's consecutive games streak of 765 is the longest in Orioles history and surpassed by only 9 others in baseball history. He has not missed an Oriole game since May 29, '82 (see page 172 for more details). The 3 longest previous streaks in Orioles history were by: Brooks Robinson (463), Eddie Murray (444) and Billy Gardner (361). Brook's streak (Sep. 7 '60 thru Sep. 2, '63) had been the club standard for 22 years until broken by Ripken in '85.

134

YEAR CLUB	W-L	ERA	G	GS	CG	SHO	SV	IP	H	R	ER	BB	SO
1972 Niagara Falls—1	7-3	3.08	11	11	5	1	0	79	78	34	27	20	53
1973 Charleston	2-3	1.45	10	7	3	1	0	62	42	22	10	29	62
Salem	5-4	4.84	11	11	3	1	0	67	64	40	36	38	55
1974 Theford Mines	11-8	3.24	24	24	11	2	0	161	103	63	58	*120	153
1975 Charleston	*14-9	2.68	26	26	8	3	0	*188	133	67	56	88	*157
Pittsburgh	0-0	0.00	2	0	0	0	0	3	1	0	0	0	2
1976 Charleston	2-7	4.93	16	16	2	1	0	84	81	49	46	43	47
1977 Pittsburgh	3-7	5.08	34	15	1	0	0	108	118	63	61	31	66
1978 Columbus	12-9	4.57	28	26	10	2	1	181	174	100	*92	69	*169
Pittsburgh—2	2-0	2.00	3	1	0	0	0	9	7	3	2	4	10
1979 Seattle—3	3-11	6.05	25	19	3	0	0	119	151	90	80	58	72
1980 Portland	6-7	4.13	19	17	3	1	0	98	96	49	45	46	89
1981 Portland	12-6	3.53	23	23	9	1	0	153	138	73	60	68	*135
Pittsburgh	4-5	3.33	13	8	0	0	0	54	51	23	20	23	30
1982 Portland—4	*16-9	4.26	28	28	9	0	0	190.1	162	103	90	94	*172
1983 Texas	3-6	3.09	42	0	0	0	10	67	56	28	23	22	50
1984 Texas—5,6	2-4	3.64	33	0	0	0	2	59.1	62	28	24	23	28
1985 Rochester	4-6	4.20	41	7	1	0	3	105	97	52	49	45	104
1986 Rochester	7-3	3.66	17	11	4	1	0	83.2	73	38	34	42	69
Baltimore	2-2	3.83	21	0	0	0	0	49.1	58	22	21	23	32
A.L. Totals	10-23	4.52	121	19	3	0	12	294.2	327	168	148	126	182
N.L. Totals	9-12	4.29	52	24	1	0	0	174	177	89	83	58	108
M.L. Totals	19-35	4.44	173	43	4	0	12	468.2	504	257	231	184	290

* Led League • Tied for League Lead

1—Signed by Pittsburgh organization as free agent on 11/25/71.

2—Acquired by Seattle from Pittsburgh with shortstop Mario Mendoza and Rafael Vasquez in deal for pitcher Enrique Romo and Rick Jones and shortstop Tom McMillan on 12/5/78.

3—Acquired by Pittsburgh from Seattle in deal for player to be named later on 4/1/80. Seattle acquired pitcher Larry Andersen to complete deal on 10/29/80.

4—Selected by Texas Rangers organization in minor league draft on 12/6/82.

5—Released by Texas on 12/20/84.

6—Signed as free agent by Baltimore organization on 2/1/85.

Strikeout Highs: 11 (Apr. 12 '79 vs. Oak. at Sea.); 10 (May 16, '79 vs. K.C. at Sea.)

Walk Highs: 7 (July 13, '79 vs. Bal. at Sea.)

Winning Streaks: 2, twice, (May 8 thru June 5, '77 and Sep. 7 thru 13, '81).

Losing Streaks: 6 (Apr. 17 thru June 2, '79)

Longest Relief Stints: 5 innings, twice (the latest Sep. 3, '86 at Cal.)

Pitches: Fastball, slider, forkball.

1986 SEASON SUMMARY

BALTIMORE: Recalled from Rochester on July 6 and 2 days later in 1st appearance he beat K.C.'s Dan Quisenberry with 3 innings of scoreless relief to earn 1st big league win since July 31, '84 at Baltimore.

Excelled in August (1-0, ERA-0.53, IP-17, R/ER-1), capped by a 5-4 win at Oakland on Aug. 30 in which he gave up one hit and fanned a season-high 6 batters in 4.1 innings . . . That win broke a 7-game losing streak for the O's, their longest of '86 . . . The O's won only 2 of the 21 games in which he appeared, and he got the victory both times.

ROCHESTER: Tied with teammate Eric Bell for the top winning percentage (.700, 7-3) in the International League . . . Started the season in the bullpen, but his last 11 appearances were all starts . . . Worked at least into the 6th inning in all 11 starts . . . Top efforts were: 1-hit, 4-0 win vs. Syracuse on June and 3-hit, 4-2 win over Pawtucket on May 26.

MAJOR LEAGUE CAREER/PREVIOUS HIGHLIGHTS

RELIEVER/STARTER: Was used mainly as a starter before going to Texas in '83 where he appeared in 75 games in 2 seasons, all in relief . . . Worked in more games than any other Texas pitcher over those 2 seasons . . . In 43 career starts he's 9-18 and in 130 relief appearances has a 10-17 record with 12 saves.

VS. OPPONENTS: In his last 6 games vs. Oakland has allowed only one earned run in 14.2 innings . . . See Individual Pitching vs. Each Opponent (page 65).

BY-MONTH, LIFETIME (W-L-S): April (2-3-3) . . . May (1-7-4) . . . June (4-6-3) . . . July (4-7-0) . . . August (4-4-2) . . . Sep.—Oct. (4-8-0).

1985: Spent entire season at Rochester and was 2nd on staff in appearances (41) and strikeouts (104) . . . Finished 6th in the International League in strikeouts (104) . . . Made 34 relief appearances (3-3, 3 svs, 3.86 era, IP-65, ER-28) . . . Averaged 8.86 strikeouts per 9 innings, 3rd best among IL relievers . . . Also made 7 starts (1-3, 4.73, IP-40, ER-21).

135

ODELL JONES (Cont.)

TEXAS, '83-'84: The Rangers drafted **Odell** at the '82 winter meetings, after he had led the Pacific Coast League (PCL) in strikeouts (172) and wins (16). Over the next 2 seasons he appeared in more games than any other Ranger pitcher.

In '83, became the 1st Texas pitcher in 4 years to earn as many as 10 saves, despite pitching only 0.2 innings the last 6 weeks of the season... Gained his 8th save on June 8, but did not get another until Aug. 5... Went on disabled list Aug. 19 with strained tendon in right elbow.

Started '84 very effectively... Was 2nd on staff in appearances with 30 thru Aug. 6, but pitched only 3 more games the remainder of the season after yielding the brunt of the of the workload to bullpen-mate **Dave Schmidt**.

STRIKEOUTS: Has led his league in strikeouts 4 times, all at the AAA level... Led the Pacific Coast League in strikeouts in '81 & '82 while at Portland... Topped the International League twice: Charleston in '75 and Columbus in '78.

PITTSBURGH PIRATES ORGANIZATION: Was originally signed by Pirates and served 2 tours of duty with the Bucs' organization, from '72 thru '78, and '80 thru '82...

Made big league debut Sep. 11, '75 with 2 hitless innings at Pittsburgh against the Mets... Spent most of that season at Charleston where he led International League in wins (14), innings (188) and strikeouts (157)... Spent all of an injury ridden '76 back at Charleston.

Served as both starter and reliever in '77, his 1st full big league season... Gained 1st major league victory May 8 at 3-Rivers vs. Cincinnati in relief... The roller-coaster went down the next year, '78, which he spent mostly at Columbus, again leading the International in k's... Came up to Pirates in September and went 2-0.

After the Pirates traded him to Seattle (see Mariners below), **Odell** was re-acquired by Pittsburgh the following year ('80). However, he was out for 6 weeks with a sore arm at Portland (PCL) that developed after fanning 8 batters in 4 innings. He didn't make it back to the Bucs until late in '81, and returned to the PCL for the entire '82 campaign.

MARINERS '79: Pitched in the M's starting rotation in their 1st A.L. season thru July 24 at which point his record was 3-9... In his 2nd start of the year he fanned what was then a club record 11 in 7 innings vs. Oakland... Was 0-6 before gaining his first A.L. win, over Cleveland on June 10... Gave up 151 hits in 119 innings... Traded back to Pirates that October.

EARLY CAREER: In '74, pitched no-hitter for Thetford Mines vs. Eastern League (AA) rival Pittsfield.

AMATEUR BACKGROUND: Graduated from Compton High School (CA)... Played baseball and was on swimming and water polo teams... Attended Compton College.

PERSONAL: He and his wife, **Lamarcia**, have 3 daughters, **Tamieka**, **Tamara**, and **Talisha**... Enjoys fishing and swimming.

30

RICKY MIRON JONES

Born: June 4, 1959

Height: 6'3"; **Weight:** 186

Bats: R; **Throws:** R

Position: Shortstop


Birthplace/Residence: Born in Tupelo, MS...

Grew up in Decatur, GA... Now lives in Athens, GA.

Contract Status: Signed thru '87.

Tenure: 35 days.

Signed Originally with: Orioles.



136

YEAR CLUB	AVG.	G	AB	R	H	2B	3B	HR	RBI	BB	SO	SB	CS	HP
1980 Bluefield-1	.276	59	199	27	55	9	3	6	33	19	22	4	2	0
1981 Charlotte	.261	134	479	66	125	17	2	11	56	25	72	12	4	2
1982 Rochester	.230	*139	457	66	105	15	2	13	51	36	91	4	3	3
1983 Rochester	.230	95	339	28	78	16	1	7	38	18	61	4	3	0
1984 Hagerstown	.100	5	10	0	1	0	0	0	0	0	1	0	0	0
Rochester	.224	38	107	13	24	4	0	6	16	6	24	0	0	1
1985 Rochester	.173	14	52	3	9	1	0	0	4	1	11	0	0	0
Charlotte	.280	108	386	64	108	20	1	22	64	45	59	3	5	3
1986 Rochester	.251	123	443	49	111	25	3	9	56	15	54	1	2	4
Baltimore	.182	16	33	2	6	2	0	0	4	6	8	0	0	0

Pro Totals .248 731 2505 318 622 109 12 74 322 172 402 28 19 13

Games: '80-2; '81-3; '82-3; '83-1; '84-Roch-1; '85-Char-4; '86-Roch-13. Total: 27.

*Led League

1-Selected by Baltimore organization in June '80 free agent draft (15th round. Baltimore's 16th selection. regular phase)... Signed by Lamar North on 6/6/80.

1986 SEASON SUMMARY

BALTIMORE: Made major league debut at California on Sep. 3 after O's recalled him from Rochester 2 days earlier... In 2nd at bat singled off Angels' **Kirk McCaskill**, but was picked off first... Made 12 starts, 6 each at 2nd and 3rd base.

ROCHESTER: In his 5th season as a Red Wing, was 2nd on club in games (123) and rbi (56) and tied for club lead in doubles (25)... Played 75 games at 2nd base, and 52 at shortstop... Was batting .300 on May 13, but batted only .229 (175-40) in next 51 games dropping him to .251 on July 6... Batted .320 (103-33) over next 28 games raising mark to .270 on Aug. 4, but was 10-for-69 (.145) the rest of the season.

PREVIOUS CAREER HIGHLIGHTS

1985: In his 1st healthy season since '82, led Charlotte with career-high 22 home runs, 2nd most in the O's entire minor league system... Was 5th in the Southern League in slugging (.508)... Led SL shortstops in fielding with a .966 mark (TC-494, E-17)... After slow start at Rochester, got hot immediately when sent to Charlotte... Hit safely in 81 of 107 games and never went more than 2 games without a hit.

INJURY, '83-'84: Was hampered by injuries much of '83 and spent 3 different stints on the disabled list... Was sidelined in May with split finger on throwing hand... Also missed parts of July and August with sore right shoulder.

Underwent arthroscopic surgery for rotator cuff and cartilage tear in right shoulder on October 27, '83... Surgery was performed by **Dr. James Andrews** of Hughston Clinic in Columbus, GA.

Saw limited action in '84... Was invited to big league camp in spring training, but was still involved in rehabilitation and was unable to play... Showed some power when he was able to play, hitting 6 home runs in only 38 games at Rochester.

EARLY CAREER: In '82, led the International League in games played (139) while topping league shortstops in total chances (689), assists (440) and double plays (101)... In '81 at Charlotte, led Southern League shortstops in double plays (75), and was 2nd in assists (402)... Recommended by **Bill Lawlor**.

AMATEUR BACKGROUND: Was an All-South Atlantic Conference selection in '79 and '80 at West Georgia College (Carrollton, GA)... In '80, led club in batting (.333), homers (11) and rbi (44) while playing in 39 games... Attended Chipola J.C. (Marianna, FL) in '77 and '78 and was a pitcher there.

PERSONAL: He and his wife, the former **Cheryl Ann Slater**, were married on Oct. 9, '82... Hobbies: basketball, racquetball, photography and pool.

TERRENCE (TERRY) EDWARD KENNEDY

15

Born: June 4, 1956

Height: 6'4"; **Weight:** 230

Bats: L; **Throws:** R


Position: Catcher

Birthplace/Residence: Born in Euclid, OH and resides in San Diego, CA.

Contract Status: Signed a five-year contract extending thru the '87 season plus an option in January '83.

Tenure: 7 years, 110 days.

Signed Originally with: St. Louis.



137

TERRY KENNEDY (Cont.)

YEAR CLUB	AVG.	G	AB	R	H	2B	3B	HR	RBI	BB	SO	SB	CS	HP
1977 Johnson City—1	.590	12	39	14	23	7	2	3	15	12	3	0	0	0
St. Petersburg	.247	45	166	22	41	8	0	4	22	25	25	0	0	1
1978 Arkansas	.289	69	239	55	69	14	0	10	54	37	35	1	1	3
Springfield	.330	64	230	35	76	13	0	10	46	33	40	1	1	1
St. Louis	.172	10	29	0	5	0	0	0	2	4	3	0	0	0
1979 Springfield	.293	84	294	35	86	18	1	13	64	32	52	0	1	1
St. Louis	.284	33	109	11	31	7	0	2	17	6	20	0	0	0
1980 St. Louis	.254	84	248	28	63	12	3	4	34	28	34	0	0	0
1981 San Diego—2	.301	101	382	32	115	24	1	2	41	22	53	0	2	2
1982 San Diego	.295	153	562	75	166	42	1	21	97	26	91	1	0	5
1983 San Diego	.284	149	549	47	156	27	2	17	98	51	89	1	3	2
1984 San Diego	.240	148	530	54	127	16	1	14	57	33	99	1	2	2
1985 San Diego	.261	143	532	54	139	27	1	10	74	31	102	0	0	0
1986 San Diego—3	.264	141	432	46	114	22	1	12	57	37	74	0	0	3

M.L. Totals .272 962 3373 347 916 177 10 82 477 238 565 3 10 13
 GWRBI: '78-0, '79-0, '80-3, '81-6, '82-15, '83-14, '84-7, '85-9, '86-10; Total: 64

1—Selected by St. Louis Cardinals' organization in June '77 free agent draft (1st round, 6th player chosen overall).

2—Acquired by San Diego from St. Louis with catcher Steve Swisher, pitchers John Littlefield, Al Cimdet, Kim Seaman and John Urrea in deal for pitchers Rolie Fingers, Bob Shirley, catcher Gene Tenace and a player to be named later on 12/8/80. St. Louis acquired catcher Bob Geren to complete the deal on 12/10/80.

3—Acquired by Orioles from San Diego with pitcher Mark Williamson in deal for pitcher Storm Davis on 10/30/86.

League Championship Record

YEAR CLUB	AVG.	G	AB	R	H	2B	3B	HR	RBI	BB	SO	SB	CS	HP
1984 S.D. vs. Chi.	.222	5	18	2	4	0	0	0	1	1	3	0	0	0

World Series Record

YEAR CLUB	AVG.	G	AB	R	H	2B	3B	HR	RBI	BB	SO	SB	CS	HP
1984 S.D. vs. Det.	.211	5	19	2	4	1	0	1	3	1	1	0	0	0

All-Star Game Record

YEAR CLUB	AVG.	G	AB	R	H	2B	3B	HR	RBI	BB	SO	SB	CS	HP
1981 N.L. at Cle.	.000	1	1	0	0	0	0	0	0	0	0	0	0	0
1983 N.L. at Chi.														
1985 N.L. at Min.	.500	1	2	0	1	0	0	0	1	0	0	0	0	0
A.S.G. Totals	.333	2	3	0	1	0	0	0	2	0	0	0	0	0

Career Highs, Game: Runs-3, 4 times, (the latest Aug. 2, '85 at Hou.); **Hits-4, 4 times**, (the latest May 11, '86 at Chi.); **HR-2, three times**, (June 20, '80 at Cin.; Sep. 4, '82 vs. Chi. at S.D.; Sep. 25, '82 at Atl.); **RBI-6**, (June 20, '80 at Cin.); **4, 10 times**, (the latest June 20, '85 vs. S.F. at S.D.)

Hitting Streaks: 13, twice, (May 22-June 5, '81 and July 1-19, '85)

Grand Slams: 1, (see page 15).

KENNEDY VS. NATIONAL LEAGUE

1986 SEASON					LIFETIME				
AVG.	AB-H	HR	RBI	OPPONENT	AVG.	AB-H	HR	RBI	
.356	45-16	0	4	Atlanta	.279	370-103	6	41	
.368	38-14	2	8	Chicago	.288	292-84	10	42	
.361	36-13	0	5	Cincinnati	.296	366-108	9	56	
.265	49-13	2	5	Houston	.258	391-101	6	40	
.213	47-10	1	6	Los Angeles	.235	340-80	10	51	
.184	38-7	2	8	Montreal	.231	268-62	5	33	
.031	32-1	0	0	New York	.293	290-85	9	47	
.281	32-9	2	9	Philadelphia	.292	243-74	7	44	
.242	33-8	1	3	Pittsburgh	.257	249-64	7	41	
.278	36-10	1	2	St. Louis	.306	229-70	3	24	
—	—	—	—	San Diego	.200	10-2	0	1	
.283	46-13	1	7	San Francisco	.252	329-83	10	56	

KENNEDY BY MONTH

1986 SEASON					LIFETIME				
AVG.	AB-H	HR	RBI	MONTH	AVG.	AB-H	HR	RBI	
.224	67-15	2	10	APR.	.262	439-115	10	70	
.244	82-20	2	15	MAY	.281	559-157	13	100	
.316	76-24	2	7	JUNE	.276	583-161	14	81	
.269	78-21	2	4	JULY	.275	552-152	14	67	
.225	80-18	2	6	AUG.	.234	628-147	9	56	
.327	49-16	2	15	SEP.-OCT.	.301	612-184	22	103	

1986 SEASON SUMMARY

Started 104 of the first 129 games, but only 10 of the last 32 giving way to Padres' rookie **Benito Santiago** . . . Was used primarily as a pinch-hitter

over last month and tied for top pinch-hit average in N.L. (.478, 23-11) with Cincinnati's **Kal Daniels** . . . Set Padre record for highest pinch-hit average in a season.

Batted .220 (91-20) thru May 8, then went 9-for-15 (HR-1, RBI-5) in a 4-game span, May 9-13, to raise average to season-high .274 (106-29).

Slumped to .225 on June 4 then enjoyed hottest stretch . . . Hit safely in 19 of 22 games (.362, 62-25) from June 5 thru July 1 and raised average to .266. Dropped to .251 on Aug. 13, then batted .312 (93-29) rest of season including 6-for-13 as a pinch-hitter.

Was 2nd on club with 10 gwrb, but went 26 games from July 13 thru Aug. 14 without an rbi of any kind . . . Broke a 31-game homer-less stretch (July 13 thru Aug. 21) with blast off ex-Oriole **Dennis Martinez** of Montreal.

Hit one-out, 3-run, "sudden death" homer off Chicago's **Ray Fontenot** giving S.D. 5-4 win Apr. 29 . . . Hit pinch hr off **Tom Niedenfuer** at L.A. on June 21.

1986 AND MAJOR LEAGUE CAREER

BATTING: Has averaged 15 home runs and 77 rbi over the last 5 years . . . Ranks among San Diego's all-time top 3 in 4 offensive categories . . . Is 3rd in hits (817), homers (7, tied) and rbi (424) and is 2nd in doubles (158).

Over the last 6 seasons has cracked 158 doubles, more than any major league catcher . . . Also during the last 6 years is 3rd in rbi among major league catchers (424) and 4th in extra-base hits (241).

In '82, he hit 42 doubles, 40 as a catcher to tie the N.L. record for most by a receiver (**Johnny Bench** had 40 in '58). Led all major league catchers that season with 64 extra-base hits.

Won The Sporting News' Silver Slugger Award as the top hitting catcher in the majors in '83 . . . Also topped all N.L. catchers with 98 rbi.

DURABILITY: During his 6 years at San Diego (beginning '81) caught 792 games, 2nd in the majors behind **Gary Carter** (805) . . . Caught 100 or more games all 6 of those seasons, 2nd longest current streak in the majors behind **Carter** (10).

CATCHING: Made 20 errors in '81 (his big league high), 1st full season behind the plate . . . Lowered that to just 7 errors in 153 games in '82 and has compiled a .987 fielding pct. over the last 5 seasons (the N.L. average the last 5 years is .986).

VS. LEFT/RIGHT: Vs. righthanders batted .274 (336-92) with 9 homers and 47 rbi and vs. lefthanders hit .229 (96-22) with 3 homers and 10 rbi last year.

Has a career average of .277 (2534-701) vs. righthanders with 62 home runs and 349 rbi. Against lefthanders he's hitting .256 (839-215) with 20 homers and 128 rbi . . . Thru '83 he was hitting better against lefties than against righthanders.

1ST HALF/2ND HALF: Before the All-Star break in '86 he batted .273 (264-72) with 8 home runs and 36 rbi. During the 2nd half he hit .250 (168-42) with 4 homers, and 21 rbi during the 2nd half.

Lifetime in the 1st half he's batted .276 (1763-486) with 42 home runs and 275 rbi. His career average after the All-Star break is .267 (1610-430) with 40 homers and 202 rbi.

PREVIOUS CAREER HIGHLIGHTS

1985: Named to the N.L. All-Star squad as a replacement starter for injured **Gary Carter** . . . Had a single in 2 trips in the N.L.'s victory . . . Led N.L. in fewest passed balls (4), 3rd best in the majors . . . Best month was May when he hit .369 (84-31), tops in the N.L. . . . Fanned over 100 times for first (and to date only) time in career.

1984: Caught more games (147) than any catcher in baseball . . . While his offensive production was down, he made valuable contributions down the stretch of the Padres' pennant drive . . . Batted .301 (83-25) for the final month with 4 homers, 11 rbi . . . Was behind the plate when the Padres pitching staff recorded 4 consecutive shutouts and set a club record with 40.2 straight scoreless innings.

Had good success off Detroit's **Jack Morris** in world series with 3 hits in 8 trips . . . In 1st world series at bat ripped a 2-run double off **Morris** . . . Later homered off the Tiger righthander in game #4.

1983: Drove in career-high 98 runs, 5th in the N.L. and the 3rd highest single season total in San Diego history . . . Tied for 4th in the league with 14 gwrb . . . Named N.L. "player of the month" for April when he batted .390 (89-32) with 21 rbi in 22 games . . . Had strong finish in September with 7

TERRY KENNEDY (Cont.)

home runs and 22 rbi in 22 games . . . Homered in 4 consecutive games, Sep. 4-7.

1982: Named Padres' "mvp" . . . Led club in batting (.295), slugging (.486), games (153), hits (166), doubles (42), hrs (21, career high), rbi (97), gwrb (15) and SF (8) . . . Was 2nd in N.L. in doubles. Made only 7 errors, fewest among the N.L.'s regular catchers . . . Caught 139 games and played 1st base in 12.

Probably would have had a 100 rbi season but played final 2 weeks with painful, swollen forefinger on left hand.

1981: In 1st season as a regular catcher was named to N.L. All Star squad . . . Had career-high .301 mark . . . He and **Gary Carter** were the only major league receivers to catch in 100 games . . . Hit safely in 77 of 98 starts.

1980: Drove in a career high 6 runs when he hit a pair of 3-run homers off **Tom Seaver** and **Tom Hume** to lead Cardinals to 7-5 win on June 20 . . . Traded to San Diego after season as part of 11-player deal, biggest in San Diego history . . . Caught 41 games and played 28 games in leftfield.

1979: Recalled by Cardinals from Springfield (American Association) on June 25 after injury to regular catcher, **Ted Simmons** . . . On July 1, in 1st game of doubleheader hit first big league homer, a grand slam off Philadelphia's **Tug McGraw** that helped Cards to 13-7 win . . . In 2nd game of DH, his pinch-hit rbi single with two-out in the bottom of the 9th inning beat the Phillies, 2-1.

AMATEUR CAREER: Had outstanding collegiate career at Florida State where his coach was former major leaguer **Woody Woodward**, current general manager of the Yankees . . . Compiled a .348 career batting average . . . Best season was '76 when he hit .364 with 21 home runs and 64 rbi.

In '77 was named "College Baseball Player of the Year" by The Sporting News when he hit .333 . . . Donated \$5,000.00 of his signing bonus money from the Cardinals to Florida State to help improve seating at baseball field.

BOB KENNEDY: Terry is son of former Oriole **Bob Kennedy**, now the vice-president of baseball operations for the San Francisco Giants . . . **Elder Kennedy**, known for his strong throwing arm, played 3rd base for the O's in '54 and '55 and batted .251 (.323-81) in 132 games. Had distinction of being first Oriole to hit a grand slam, on July 30, '54 off the Indians' **Allie Reynolds** at Memorial Stadium. He had been acquired in April that year in deal for infielder **Jim Dyck**. His contract was sold to the White Sox by **Paul Richards** May 30, '55.

Bob had a lifetime .254 average over a big league career that spanned 19 years ('39 thru '57). In addition to the O's, he played with White Sox (3 different times), Indians (played in '48 WS), Detroit and Brooklyn. **Bob** managed the Cubs ('63-'65) and A's ('68).

PERSONAL: Terry and his wife, **Teresa**, have 2 daughters: **Suzanna** (9/18/82) and **Sarah** (2/22/84), and one son: **Bart Edward** (9/21/85) . . . Spends much of off-season working with the San Diego Children's Home Society.

48

MICHAEL (MIKE) J. KINNUNEN


Born: Apr. 1, 1958
Height: 6'1"; **Weight:** 205
Bats, L; Throws, L
Position: Pitcher

Birthplace/Residence: Born, raised and still lives in Seattle, Washington.

Contract Status: Signed thru '87.

Tenure: 143 days.

Signed Originally with: Minnesota.



YEAR CLUB	W-L	ERA	G	GS	CG	SHO	SV	IP	H	R	ER	BB	SO
1979 Orlando-1	6-6	4.12	17	16	8	0	0	118	129	63	54	45	55
1980 Toledo	2-2	2.57	15	0	0	0	3	14	13	5	4	5	9
Minnesota	0-0	5.04	21	0	0	0	0	25	29	18	14	9	8
1981 Toledo-2	4-4	5.50	50	1	0	0	4	72	94	53	44	35	36
1982 Louisville	2-3	4.72	16	5	1	0	1	47.2	50	29	25	21	21
Arkansas-3	4-2	1.76	18	0	0	0	5	30.2	28	6	6	17	18
1983 Memphis-4	6-4	2.57	38	0	0	0	6	63	52	29	18	27	46
Wichita	0-1	7.97	13	0	0	0	0	20.1	24	20	18	13	9
1984 Jacksonville	6-2	3.72	38	1	0	0	4	75	61	33	31	56	42
Indianapolis	3-1	4.62	16	4	0	0	0	37	35	20	19	19	32
1985 Omaha-5	2-0	3.46	53	0	0	0	6	52	41	24	20	41	30
1986 Rochester-6	1-3	2.35	47	1	0	0	10	53.2	41	18	14	29	43
Baltimore	0-0	6.43	9	0	0	0	0	7	8	6	5	5	1
N.L. Totals	0-0	5.34	30	0	0	0	0	32	37	24	19	14	9
Pro Totals	36-28	3.98	351	28	9	0	39	615.1	605	324	272	322	350

1-Selected by Minnesota Twins in June '79 free agent draft (10th round).

2-Acquired by St. Louis Cardinals organization from Twins in deal for pitcher Jeff Little on 10/23/81.

3-Released by Cardinals organization on 4/4/83.

4-Signed as a free agent by Montreal Expos organization on 4/27/83.

5-Acquired by Kansas City Royals organization from Expos with OF Ken Baker in deal for SS U.L. Washington on 1/7/85.

6-Signed as a 7-year free agent by Orioles organization on 3/23/86.

Pitches: Fastball, knucklecurve.

WINTER BALL: Was 3-1 with a 4.14 era (IP-37, 17) in 19 games at Caguas in the Puerto Rican League over the winter.

1986 SEASON SUMMARY

BALTIMORE: Recalled from Rochester on Sep. 14 and worked in 1st game for O's the next day at Yankee Stadium, his 1st big league appearance since Oct. 4, '80 with Twins . . . Had no decisions with O's and has now worked in 30 major league games without one.

Made 4 appearances against the Yankees and did not allow a run (3 hits) in 4.1 innings (see below under "Vs. Yankees") . . . However, in 5 other appearances he gave up 6 runs (5 earned) in 2.2 innings.

ROCHESTER: Held opponents to a .216 (190-24) average . . . Did not allow a home run in 87.2 innings . . . Was 2nd on staff in appearances (47), saves (10) and games finished (24) . . . Of his 46 relief appearances, 34 were scoreless, 22 were hitless and only twice did he give up as many as 2 runs in a game . . . Longest outing was 6-inning (3 hits, 1 run) relief stint on June 24 in win over Syracuse.

Was Rochester's most active pitcher the 2nd half of the season and was scored on in only 5 of his last 24 appearances.

MAJOR LEAGUE EXPERIENCE

MINNESOTA TWINS, '80: Was recalled by the Twins from Toledo in June and spent the rest of the season with the big league club . . . Made major league debut in Detroit on June 12 and gave up his only major league homer to **Champ Summers** . . . Was used exclusively in relief, longest outing was 3 innings (twice).

VS. YANKEES: Has pitched more and enjoyed most success vs. Yankees allowing only 4 hits and one run (unearned) in 7.2 innings over 6 games.

PREVIOUS CAREER HIGHLIGHTS

MINOR LEAGUE CAREER: Has been with 5 organizations in the past 6 seasons (Twins, Royals, Expos, Cardinals are the others) . . . In '85, he pitched with Omaha (Royals) in the American Association and was 2nd on the club in appearances (53), saves (6) and games finished (25).

In '84 at Indianapolis and Jacksonville (Expos) he was a combined 9-3 with 4 saves . . . In 38 games at Memphis (Expos) in '83, he tied for the club lead in saves (6) and was 2nd on staff in era (2.57).

Appeared in only 18 games at Arkansas (Cardinals) in '82, but earned 5 saves and 4 wins and had the 2nd lowest era on a club that led the Texas League in era . . . Was a teammate of **Brad Havens** in '79 at Orlando (Twins), his 1st year of pro ball.

AMATEUR BACKGROUND: Attended Lincoln High School in Seattle and pitched, played quarterback and was president of his senior class . . . Attended Washington State University for three years . . . Compiled a 20-9 record at WSU and helped the Cougars to 3 straight Pac-8 Northern division championships.

In '79, as a junior, was 9-3 and co-winner of the team's "most valuable pitcher" . . . Played for the United States team which finished 2nd in the world

MIKE KINNUNEN (Cont.)

amateur tournament in Italy in '78 . . . Was 3-0 in tourney play with a 0.45 era . . . Drafted by the Twins and signed after junior year at WSU.

PERSONAL: Has 2 brothers, 3 sisters . . . Single . . . Enjoys fishing . . . Nicknamed "Kino."

3

CHARLES RAY KNIGHT

Born: Dec. 28, 1952

Height: 6'2"; **Weight:** 185


Bats, R; Throws, R

Position: Third base

Birthplace/Residence: Born, raised and still lives in Albany, GA.

Contract Status: Signed a one-year contract plus an option on Feb. 11, '87.

Signed Originally with: Cincinnati.



YEAR CLUB	AVG.	G	AB	R	H	2B	3B	HR	RBI	BB	SO	SB	CS	HP
1971 Sioux Falls	.285	64	239	34	68	5	2	6	31	26	27	6	8	0
1972 Three Rivers	.212	97	302	25	64	8	1	2	35	21	41	2	4	2
1973 Three Rivers	.280	57	193	41	54	14	2	2	22	28	33	1	1	3
Indianapolis	.217	78	253	20	55	10	4	1	16	24	40	3	4	2
1974 Indianapolis	.227	107	352	36	80	13	4	5	37	17	51	2	6	6
Cincinnati	.182	14	11	1	2	1	0	0	2	1	2	0	0	0
1975 Indianapolis	.272	123	434	58	118	16	5	4	48	40	51	3	2	2
1976 Indianapolis	.268	110	396	47	106	24	3	10	41	36	50	2	3	1
1977 Cincinnati	.261	80	92	8	24	5	1	1	13	9	16	1	1	0
1978 Cincinnati	.200	83	65	7	13	3	0	1	4	3	13	0	0	0
1979 Cincinnati	.318	150	551	64	175	37	4	10	79	38	57	4	4	3
1980 Cincinnati	.264	162	618	71	163	39	7	14	78	36	62	1	2	4
1981 Cincinnati	.259	106	386	43	100	23	1	6	34	33	51	2	4	4
1982 Houston	.294	158	609	72	179	36	6	6	70	48	58	2	5	5
1983 Houston	.304	145	507	43	154	36	4	9	70	42	62	0	4	3
1984 Hou-Mets	.237	115	371	28	88	14	0	3	35	21	43	0	3	2
1985 Mets	.218	90	271	22	59	12	0	6	36	13	32	1	1	1
1986 Mets	.298	137	486	51	145	24	2	11	76	40	63	2	1	4

M.L. Totals .278 1240 3967 410 1102 230 25 67 497 284 459 13 25 26
GWRBI: '80-12; '81-7; '82-11; '83-8; '84-2; '85-2. Total: 42

- 1—Selected by Cincinnati Reds' organization in 10th round of June '70 free agent.
- 2—Acquired by Houston Astros from Cincinnati in deal for first baseman-outfielder Cesar Cedeño, 12/18/81.
- 3—Acquired by New York Mets from Houston in deal for three players to be named later, 8/28/84 . . . Houston later received outfielder Gerald Young, infielder Manny Lee and pitcher Mitch Cook.
- 4—Played out option with Mets . . . Signed as a free agent with Orioles, 2/11/87.

League Championship Series Record

YEAR CLUB	AVG.	G	AB	R	H	2B	3B	HR	RBI	BB	SO	SB	CS	HP
1979 Cin. vs. Pit.	.286	3	14	0	4	1	0	0	0	0	2	1	0	0
1986 N.Y. vs. Hou.	.167	6	24	1	4	0	0	0	2	1	5	0	0	0
L.C.S. Totals	.210	9	38	1	8	1	0	0	2	1	7	1	0	0

World Series Record

YEAR CLUB	AVG.	G	AB	R	H	2B	3B	HR	RBI	BB	SO	SB	CS	HP
1986 N.Y. vs. Bos.	.391	6	23	4	9	1	0	1	5	2	2	0	0	0

All-Star Game Record

YEAR CLUB	AVG.	G	AB	R	H	2B	3B	HR	RBI	BB	SO	SB	CS	HP
1980 N.L. at L.A.	1.000	1	1	1	1	0	0	0	0	0	0	1	0	0
1982 N.L. at Mtl.	.000	1	3	0	0	0	0	0	0	0	0	1	0	0
A.S.G. Totals	.250	2	4	1	1	0	0	0	0	0	0	1	0	0

Career Highs, Game: Runs-4, (July 19, '79 at St.L.); 3, 4 times, (the latest Apr. 12, '86 at Phi.); Hits-4, 8 times, (the latest Aug. 26, '86 at S.D.); HR-2, 3 times, (the latest Apr. 25, '86 at St.L.); RBI-6, (July 19, '79 at St.L.); 5, twice, (July 29, '79 at Atl. and May 13, '80 at N.Y. with Cin.).

Hitting Streaks: 16, (May 1 thru 19, '82).

Grand Slams: 4, see page 15.

AS A REGULAR: Has batted 400 or more times in 5 seasons and finished below .290 only one of those campaigns . . . Has averaged .294 (2771-816) with 10 home runs and 74 rbi in those 5 seasons.

1986 SEASON SUMMARY

Finished 8th in the N.L. in batting for the World Champion Mets with a .298 mark, 2nd on the club behind **Keith Hernandez** (.310) . . . Increased average 80 points over his injury riddled '85 season and was named UPI's "NL Comeback Player of the Year".

His 11 home runs and 76 rbi were his best since '80 . . . Batted a club-high .376 (197-74) vs. lefthanders and was 3rd on the club in batting with men in scoring position (.354, 113-40) . . . His 13 gwrbi were tied for 7th in the N.L.

Crowning achievement was being named "MVP" of '86 World Series for which he received a Chevrolet automobile of his choice (he subsequently selected a Chevy van and donated it to Aim For the Handicapped, a charitable foundation based in Dayton, OH.).

Made 130 starts, all at 3rd . . . Average reached high of .349 on May 4 and a low of .279 on July 27 . . . Had two 11-game hitting streaks.

Homered off **Steve Carlton** at Philadelphia in first at bat of season. . . That was the first of 6 homers (12 rbi) in his first 9 games . . . Included in that span was the 3rd 2-homer game of his career Apr. 25 at St. Louis with blasts coming off lefthanders **Ricky Horton** and **Pat Perry** . . . Doubled off Dodgers' **Fernando Valenzuela** on May 29 for his 1,000 major league hit.

On July 3 at home against Houston, he struck out first 4 times vs. **Jim Deshaies**, then hit "sudden death" 10th inning solo homer off **Frank DePino** to give Mets 6-5 win . . . Also beat Montreal's **Tim Burke** with 10th inning "sudden death" single giving Mets a 4-3 win Aug. 3.

Did not make an error until the 48th game of the season (June 9 vs. Phi.). Had gone 53 games without an error (beginning Sep. 22, '85).

N.L. LEADER: Was leading the National league in batting with a .339 (189-64) average on June 13 . . . Had hit safely in 43 of 51 games at that point . . . Slumped (.176, 108-19) over next 32 games dropping average to season-low .279 on July 27 . . . Batted .328 (189-62) the rest of the season including .376 (93-35) in 28-game stretch, July 27 thru Aug. 26 . . . Had a pair of 4-hit games in that span: Aug. 7 at Chi. and Aug. 26 at San Diego.

WORLD SERIES, MVP: Had the highest average (.391) among the Mets regulars and his 9 hits were a club-high . . . Played a key role in both Mets' wins in games 6 & 7 (at Shea), which carried them back from a 3 games to 2 deficit . . . Was 5-for-8 in the final 2 games with a homer and 3 rbi.

In Mets' 8-5 win over Boston in game #7, he went 3-for-4 with a solo home run off **Calvin Schiraldi** in the 7th inning which broke a 3-3 tie and put N.Y. ahead to stay . . . Also contributed a single in 2-run 8th inning.

In game #6, with the Mets trailing 5-3 in the 9th, Knight's 2-out single (0-2 pitch) off **Schiraldi** scored **Gary Carter** making the score 5-4. Moments later, with **Mookie Wilson** at bat, Red Sox reliever **Bob Stanley** wild pitched **Kevin Mitchell** home from 3rd with the tying run (Knight took 2nd) . . . Then **Wilson** sent the now famous ground ball thru Red Sox first baseman **Bill Buckner** that allowed Knight to score the winning run in the Mets' 6-5 thriller . . . Knight had singled home the Mets first run in the 5th inning after they trailed 2-0 . . . It was also his throwing error in the 7th that gave the Red Sox a temporary 3-2 lead.

Was 2-for-4 in Mets' 6-2 win in game #4 and added an rbi single in N.Y.'s 7-1 win in game #3.

NLCS: Though he batted only .167 (24-4) in the NLCS, had one of the most memorable games of his career in the Mets' unforgettable 7-6, 16-inning win at Houston in pennant-clinching game #6 . . . His sacrifice fly in the 9th inning off Astro reliever **Dave Smith** capped a 3-run rally and tied the score at 3-3, sending the game into extra innings . . . Then in the 16th inning, he lined an rbi single off **Aurelio Lopez** for the game-winning rbi, starting a 3-run Mets' rally.

KNIGHT BY MONTH

1986 SEASON					LIFETIME				
AVG.	AB-H	HR	RBI	MONTH	AVG.	AB-H	HR	RBI	
.306	49-15	6	12	APR.	.276	515-142	13	66	
.348	89-31	0	11	MAY	.307	704-216	14	91	
.286	98-28	2	14	JUNE	.274	693-190	11	85	
.186	70-13	1	8	JULY	.267	573-153	10	87	
.330	97-32	0	17	AUG.	.270	704-190	6	88	
.313	83-26	2	14	SEP.-OCT.	.271	778-211	13	80	

RAY KNIGHT (Cont.)

1986 AND NATIONAL LEAGUE CAREER

N.L. CAREER: Batted .277 (1723-477) with 32 home runs and 210 rbi with Cincinnati; .283 (1394-395) with 17 homers and 169 rbi with Houston and .271 (850-230) with 18 home runs and 118 rbi with the Mets.

Did his best hitting at Atlanta Stadium (.362, 237-86, HR-8) ... Homered in every N.L. park except Montreal ... Batted .293 (1542-452) on artificial turf and .268 (2425-650) on grass.

KNIGHT VS. NATIONAL LEAGUE

1986 SEASON				LIFETIME				
AVG.	AB-H	HR	RBI	OPPONENT	AVG.	AB- H	HR	RBI
.275	40-11	0	4	Atlanta	.340	420 143	10	53
.340	50-17	0	7	Chicago	.298	312 93	1	36
.282	39-11	0	6	Cincinnati	.264	174 46	3	25
.188	32-6	1	4	Houston	.258	244 63	5	37
.353	34-12	0	3	Los Angeles	.277	444-123	8	56
.250	56-14	0	7	Montreal	.266	305-81	4	32
—	—	—	—	New York	.266	229-61	5	35
.412	51-21	3	14	Philadelphia	.279	344 96	7	51
.345	55-19	3	8	Pittsburgh	.254	331-84	5	35
.230	61-14	3	9	St. Louis	.271	325-88	6	41
.345	29-10	0	6	San Diego	.268	437-117	7	52
.256	39-10	1	8	San Francisco	.266	402-107	6	45

VS. LEFT/RIGHT: Has a .304 (AB-1391, H-423, HR-31) career average vs. lefthanders and a .264 (AB-2574, H-679, HR-36) mark vs. righties.

2 HRS IN ONE INNING: Became one of only 21 major league players to hit 2 home runs in an inning when he hit did it while with the Reds at home vs. the Mets on May 13, '80 ... Led off the 5th inning with a solo home run off Mark Bombardieri then followed with a grand slam off Ed Glynn capping Red's 8-run inning in 15-4 win ... The slam was the first of three he hit that year, most in the majors (see page 15 for details of grand slams).

FIELDING: Has a .957 (TC-2027, E-87) lifetime fielding average in 880 games at 3rd base ... Has also played 4 other positions: 1B (269 games), 2B (23), SS (4), OF (8) ... His most extensive seasons at first base came with Houston in '82 and '83 (see below under "Astros, '82-'83").

METS '85: Had 2 operations before the '85 season. Underwent microsurgery on his right shoulder on Nov. 20, '84 (on an outpatient basis) and had bone chips removed from right elbow just prior to the start of the season (Apr. 3) ... Both operations were performed by Dr. James Andrews of Columbus, GA.

As a result of 2nd operation started the season on the disabled list and was not activated until Apr. 20.

Was hitting only .151 (106-16) after first 37 games on June 18 ... Then went on a 13-for-37 (.351) tear which had pulled him over .200 on July 7 ... That same day, however, he pulled a quadriceps muscle while running to first vs. Atlanta and was out 3 weeks ... Injury hobbled him the rest of the season and his average got no higher than .218 rest of season.

ASTROS-METS, '84: Was batting .223 (278-62, HR-2, RBI-29) in 88 games with Astros when he was traded to Mets on Aug. 28 ... Was out 2 different stints in May with vertigo problem and kidney stone attack.

Batted .280 (93-26, HR-1, RBI-6) in 27 games with Mets to raise his overall average to .237.

ASTROS, '82-'83: In '82, moved right into lineup as starting 3rd baseman, but was switched to first base in mid-season due to an injury to 1st baseman Art Howe ... Led club in games (158), average (.294), runs (72), hits (179) and doubles (36) and was second in rbi (70) and gwrbi (11) ... Was the Astros' lone representative at All-Star game.

Spent all of '83 at 1st base and finished 5th in the N.L. in batting with a .304 average (507-154) ... Went over .300 on May 7 and remained there the rest of the season ... Was leading the N.L. in hitting (.335) the day the all-star teams were announced, but was not chosen ... Bothered by sore right shoulder and right Achilles tendon.

REDS, '77-'81: Spent his 1st 2 full seasons with the Reds ('77 & '78) as a back-up to 3rd baseman Pete Rose ... When Rose became a free agent following '78, Knight took over the job the following year ... After missing the first 2 games of '79 with a sprained ankle, he went on to his best season ever with a .318 average, 3rd in the N.L. and was the winner of the Ernie Lombardi Award as the Reds' "MVP" ... Also received 2 first place votes in the N.L. "MVP" balloting.

In '80, his 2nd as a regular, Knight was plagued by a series of nagging injuries, but didn't miss a game ... Included among his injuries was a gash in his leg (due to home plate collision) that required 27 stitches ... He played the next night ... Average fell 54 points from '79, but still named to N.L. all-star team.

Missed only 2 games for '81 Reds team that posted best overall record in the majors but didn't qualify for playoffs in strike-shortened season.

MINOR LEAGUE/AMATEUR CAREERS

MINORS: Batted .251 (2169-545) in 636 minor league games ... Spent parts of 4 seasons at Indianapolis in American Association (AAA) ... Led the league's 3rd basemen in fielding in '74 and was named to all-star team in '76, his last year there.

AMATEUR BACKGROUND: Graduated from Dougherty High School in Albany, GA, in '70 ... Hit better than .400 in his last 3 years at Dougherty with a high of .585 as a junior ... Earned all-state as a senior ... Also attended Albany Junior College for a year.

PERSONAL

He and his wife, golf pro Nancy Lopez, were married 10/25/82 ... They have 2 daughters, Ashley Marie (11/7/83), Erinn Shea (5/26/86) and Ray has a son by a previous marriage Brooks Reid (6/20/79) ... His son is named after a former Oriole 3rd baseman by the same name ... Three days before Ray signed with O's, Nancy won the Sarasota Golf Classic at Bent Tree Country Club ... It was her 35th career victory, and qualified her for the LPGA Hall of Fame (located in Sugar Land, TX, near Houston) ... She becomes the 11th player to qualify for the Hall of Fame and will be officially inducted when she has completed her 10 years of service on the LPGA which will be sometime in July.

LEONDAUS (LEE) LACY

27


Born: Apr. 10, 1949
Height: 6'1"; **Weight:** 195
Bats, R, Throws, R
Position: Outfield

Birthplace/Residence: Born in Longview, TX ... Grew up in Oakland, CA ... Now lives in Calabasas Park, CA (Los Angeles area).

Contract Status: Signed four-year contract extending thru '88 season in Dec. '84.

Tenure: 14 years, 99 days.

Signed Originally with: Los Angeles.



YEAR CLUB	AVG.	G	AB	R	H	2B	3B	HR	RBI	BB	SO	SB	CS	HP
1969 Ogden-1	.293	71	239	43	70	6	7	1	38	45	39	10	3	1
1970 Bakersfield	.301	124	502	96	151	19	5	4	49	59	91	21	12	5
1971 Albuquerque	.307	132	488	54	150	17	7	0	57	35	44	18	8	2
1972 El Paso	.372	68	258	39	96	22	4	1	35	21	30	11	3	1
Los Angeles	.259	60	243	34	63	7	3	0	12	19	37	5	3	0
1973 Los Angeles	.207	57	135	14	28	2	0	0	8	15	34	2	3	0
1974 Los Angeles	.282	48	78	13	22	6	0	0	8	2	14	2	0	0
1975 Los Angeles-2	.314	101	306	44	96	11	5	7	40	22	29	5	9	0
1976 Atlanta-L.A.-3	.269	103	338	42	91	11	3	3	34	22	25	3	4	1
1977 Los Angeles	.266	75	169	28	45	7	0	6	21	10	21	4	0	0
1978 Los Angeles-4	.261	103	245	29	64	16	4	13	40	27	30	7	4	1
1979 Pittsburgh	.247	84	182	17	45	9	3	5	15	22	36	6	6	1
1980 Pittsburgh	.335	109	278	45	93	20	4	7	33	28	33	18	9	2
1981 Pittsburgh	.268	78	213	31	57	11	4	2	10	11	29	24	3	1
1982 Pittsburgh	.312	121	359	66	112	16	3	5	31	32	57	40	15	1
1983 Pittsburgh	.302	108	288	40	87	12	3	4	13	22	36	31	13	0
1984 Pittsburgh-5	.321	138	474	66	152	26	3	12	70	32	61	21	11	0
1985 Baltimore	.293	121	492	69	144	22	4	9	48	39	95	10	3	2
1986 Baltimore	.287	130	491	77	141	18	0	11	47	37	71	4	6	0
N.L. Totals	.290	251	983	146	285	40	4	20	95	76	166	14	9	2
N.L. Totals	.289	1185	3308	469	955	154	35	64	335	264	442	168	80	7
M.L. Totals	.289	1436	4291	615	1240	194	39	84	430	340	608	182	89	9

GWRBI: '80-4; '81-2; '83-1; '84-9; '85-5; '86-6. Total: 27.

1—Selected by Los Angeles in Feb. 1969 free agent draft (2nd round regular phase).

2—Acquired by Atlanta from Los Angeles on 11/17/75 along with outfielder Jimmy Wynn, first baseman-outfielder Tom Paciorek and infielder Jerry Royster in deal for Dusty Baker and first baseman-third baseman Ed Goodson.

3—Acquired by Los Angeles from Atlanta on 6/23/76 along with pitcher Elias Sosa in deal for pitcher Mike Marshall.

LEE LACY (Cont.)

4—Played out option with Los Angeles... signed (re-entry system) Pittsburgh on 1/19/79.

5—Played out option with Pittsburgh... Signed 4-year contract (re-entry system) with Orioles in Dec. '84.

League Championship Series Record

YEAR CLUB	AVG.	G	AB	R	H	2B	3B	HR	RBI	BB	SO	SB	CS	HP
1974 L.A. vs. Pitts.	.000	1	0	0	0	0	0	0	0	0	0	0	0	0
1977 L.A. vs. Phi.	1.000	1	1	1	1	0	0	0	0	0	0	0	0	0
1978 L.A. vs. Phi.	.000	2	2	0	0	0	0	0	0	0	0	0	0	0
1979 Pitts. vs. Cin.														
(did not appear)														
L.C.S. Totals	.333	4	3	1	1	0	0	0	0	0	0	0	0	0

World Series Record

YEAR CLUB	AVG.	G	AB	R	H	2B	3B	HR	RBI	BB	SO	SB	CS	HP
1974 L.A. vs. Oak.	.000	1	1	0	0	0	0	0	0	0	1	0	0	0
1977 L.A. vs. N.Y.	.429	4	7	1	3	0	0	0	2	0	1	0	0	0
1978 L.A. vs. N.Y.	.143	4	14	0	2	0	0	0	1	1	3	0	0	0
1979 Pitts. vs. Balt.	.250	4	4	0	1	0	0	0	0	0	1	0	0	0
W.S. Totals	.231	13	26	1	6	0	0	0	3	1	6	0	0	0

Career Highs, Game: **Runs-4** (June 8, '86 at NYY); **Hits-5** (July 20, '80 vs. L.A. at Pit.); **4, 12 times** (latest Aug. 14, '87 at Cle. & June 8, '87 at NYY); **HR-3** (June 8, '87 at NYY); **2, 3 times** (latest Aug. 25, '85 at Oak.); **RBI-6** (June 8, '87 at NYY); **4, twice** (latest June 29, '85 at Bos.); **SB-3, twice** (latest Apr. 7, '83 at Hou.).

Hitting Streaks: **20** (June 26 thru July 20, '85); **15** (July 29 thru Aug. 14, '86).

Grand Slams: None

LAST 5 SEASONS: In his last 7 seasons (starting '80), Lee has batted .303 (2595-786) while averaging 115 games a year... He has qualified for the batting title (502 plate appearances minimum) in each of his last 3 seasons, something he had never done in his first 11 full big league campaigns ('73 thru '83).

THE 1986 SEASON

Though he played only 130 games, achieved a career high with 77 runs, 2nd on the Orioles only to **Cal Ripken's** 98... Ranked 3rd on the club with 18 doubles, and tied **Fred Lynn** for 3rd in hitting (.287).

Had another good year at the plate in Memorial Stadium (.304, 230-70). He has batted .306 there (480-147) in his 2 seasons with the O's.

A 15 game hitting streak from July 29 thru Aug. 14, during which he batted .453 (64-29), boosted his average from .276 to a late-season high of .304... Hit .317 in the 2nd half compared to .268 before the All-Star game.

BIG DAY IN THE BRONX: Enjoyed his biggest day ever, on June 8 at Yankee Stadium, while the O's were mauling the Bombers, 18-9, in what turned out to be the longest 9 inning game in A.L. history (4:16).

Lee went 4-for-6, hit 3 homers, scored 4 times and drove in 6 runs (hrs, runs & rbi were all career highs)... He homered off **Ed Whitson** (0 on) in 1st, off **Bob Shirley** (1 on) in 3rd, and off **Doug Drabek** (0 on) in 6th, then hit a 2-run single off **Drabek** again in the 7th.

He was the first righthanded batter since **Ben Chapman** in '32 to hit 3 homers in game at Yankee Stadium and the first hitter of any persuasion since **George Brett** in the '78 ALCS... See Vs. Yankees (page 44) for more details on that game.

LATE SEASON INJURY: A strained muscle in his right rib cage, sustained late in August, prevented him from playing extensively in the last month... Started only 6 games in Sep.-Oct.

VS. OPPONENTS: Is batting over .300 against 5 A.L. clubs, including a high of .347 vs. the Rangers... See "Orioles Vs. Opponents" section (pages 36-50), specifically Vs. Chicago, Vs. Cleveland, Vs. New York, Vs. Texas, and Vs. Toronto... See also O's Individual Hitting vs. each Opponent, '86 & Lifetime (page 58).

ODDS AND ENDS: Stole home at Oakland in 2nd game of doubleheader Aug. 28 on front end of double steal with **Cal Ripken**... O's stole 4 bases in that inning... Ejected by umpire **Derryl Cousins** May 25 at Seattle on a balls & strikes dispute.

After batting .319 (113-36) with men in scoring position in '85, dipped to .206 (102-21) last year... In 2 A.L. seasons, he's batting .297 vs. lefthanders (323-96) and .286 (660-189) against righthanders.

Has had 3 "sudden death" safeties in 2 Baltimore seasons including a 2 out single off the ChiSox' **Bob James** last May 12.

1986 AND MAJOR LEAGUE CAREER

FELDING: Led O's outfielders in assists (8) for 2nd year in row... Has 17 in 2 Baltimore seasons... Appeared in 120 games in outfield and had a .992 percentage (tc-249, e-2)... Led N.L. outfielders in '84 with .996 pct. (tc-284, e-1)... His 15 assists that year tied for 2nd (with **Carmelo Martinez**) behind **Lonnie Smith's** 18.

Exclusively an infielder (2b, 3b, ss) in minors and a 2nd baseman during his first 3 years with Dodgers (one game at 3b)... Began playing outfield in '75, but it wasn't until '78 that he first played more games in the outfield than infield.

Games at each position, career: 2b (275), 3b (32), ss (2), of (926).

PINCH-HITTING: Was 3-for-11 (.273) in '86... He's hitting .333 (15-5) in 2 A.L. seasons and .256 lifetime (242-62) in the majors with 8 home runs and 27 rbi... Hit 7 pinch homers over 2 seasons ('77-'78) including 5 in '78.

Set major league record that year when he hit 3 straight pinch-homers (May 2, 6 & 17). The streak includes one intervening walk... Phillies' **Del Unser** tied that standard in '79.

STOLEN BASES: Swiped only 4 (in 10 tries) last year, snapping a string of 6 straight seasons (starting '79) in which he stole 10 or more and averaged 24 per year... His success rate in that period was .727 (144-for-198)... Had only 34 steals in first 8 N.L. seasons (thru '78) with 29 caught stealings. (.540 pct.).

Succeeded in 24 of 27 tries in '81 (.889) and had a career high 40 (in 55 attempts) in '82 (.727)... His lifetime pct. is .672 (sb-182, cs-89)... Stole 13 bases in first 13 tries in '83 and 14 of his first 15 in '81.

HOME RUNS: Has hit total of 20 for O's in 2 seasons... Career high is 13 for Dodgers in '78... Broke his bat hitting a home run to right field off **Jack Morris** at Tiger Stadium on June 10, '85... Umpires inspected bat for cork, but it was clean... Hit another homer later in same game, but pulled it.

Needed only one more homer in '85 to make O's the first big league team ever to have 10 players with 10 or more home runs... Hit numbers 8 & 9 on Aug. 25, then never connected again in his last 31 games.

Has hit 3 inside-the-park homers, all in N.L.: Aug. 3, '78 (for L.A.) at S.F. (off **Jim Barr**); Aug. 6, '82 at Pit. vs. Mets (off **Randy Jones**) and June 10, '84 at Phi. (off **Jim Kern**).

POST-SEASON: Has played with 4 pennant winners... Was 4-for-8 combined in NLCS & WS for Dodgers in '77... Appeared in '79 WS vs. O's 4 times as a pinch-hitter and was 1-for-4... Went 0-for-2 in Baltimore, his only previous exposure to Memorial Stadium... Has .241 (29-7) combined average in 17 post-season games.

1985 HIGHLIGHTS: Led O's in Florida with a .341 average (41-14). However, as a result of a right thumb injury (ruptured ligament) sustained while sliding in an exhibition game, he missed the first 28 games of the regular season.

Was not activated until May 13 (**John Lowenstein** was designated for assignment to accommodate his addition to the roster). Surgeons had to re-attach the ligament to the bone, remove a cartilage chip and insert a pin to stabilize joint.

Named "Most Outstanding Oriole Newcomer" while finishing 2nd on the club (among qualifiers) in batting to **Eddie Murray**... Though he played in only 121 games, he set career records in at bats (492), runs (69—since surpassed) and walks (39).

Had four 4-hit games... Hit only .188 (48-9) in first 11 games after coming off disabled list, then batted .304 the rest of the way... Reached a season high .332 (256-85) on July 20 while batting safely in 42 of 47 games... Hit .364 (107-39) in July.

His career best 20-game batting streak tied **Don Mattingly** for the 2nd longest of the year in A.L. behind **Wade Boggs'** 28... Lee hit .452 (84-38) during the streak.

NATIONAL LEAGUE CAREER BY YEAR

NATIONAL LEAGUE SUMMARY: Had .300+ career average against 3 N.L. clubs: .348 (141-49) vs. Dodgers; .341 (372-127) vs. Phillies, and .321 (377-121) vs. Padres.

Batted .272 (180-49), 2 homers & 20 rbi in 50 games for Atlanta; .270 (1334-360), 27 homers, 143 rbi with Dodgers in 497 games, and .304 (1794-546), 35 homers & 172 rbi in 638 games for Bucs.

LEE LACY (Cont.)

Had highs of 10 homers vs. both Phillies and Giants. Drove in most runs against Giants (46) . . . Excelled against 2 of the N.L.'s top pitchers—**Steve Carlton** and **Fernando Valenzuela**.

Against **Carlton**, he hit .403 (62-25) with 2 home runs . . . In '80 he batted .421 (19-8) off **Lefty** and all 8 hits were for extra bases (2bh-5, 3bh-2, hr-1) . . . Vs. **Valenzuela** he had a .389 average (18-7).

1984: Won the Pirates '84 "Roberto Clemente" Award (mvp). Was 2nd in N.L. with a .321 average behind **Tony Gwynn** (.351) . . . Hit .355 (107-38) with runners in scoring position . . . Set career highs in games (138), hits (152), doubles (26) and gwrbi (9), and had 70 rbi, 30 more than his best previous total.

Had four 4-hit games just as he would the following year in Baltimore . . . Hit .301 (196-59) before all-star game and .335 (278-93) after.

1983: Started Buccs' opener at St. Louis as leadoff man and homered off **Bob Forsch** on first pitch of season . . . Hit .345 (116-40) in last 68 games starting June 28.

1982: Set career high in steals (40) and ranked 7th in N.L. . . . Would have hit 1st career slam on May 14, but passed **Omar Moreno** between 1st and 2nd and was called out . . . Started season as a reserve, but gained a lot of time as starting rightfielder thanks to 2 major injuries to **Dave Parker** . . . Troubled over last 2 months by bruised thigh and sore knee.

1981: For 2nd straight year he platooned with **Mike Easler** in left, except in late May & early June when both played regularly because of injury to **Parker**.

1980: Hit .345 while platooning with **Easler** for first time, and batted career high .335 overall (but didn't qualify) . . . Had 7 straight hits between July 17 & 20.

1979: Signed with Pirates as free agent after playing out option with Dodgers. In first year at Pittsburgh, appeared in 39 games as pinch-hitter, 40 in outfield and 4 at 2nd base . . . Didn't appear in NLCS, but did pinch-hit 4 times in WS (see "Post Season" above).

1978: Set career high with 13 homers in his last year as a Dodger . . . Had best year as pinch-hitter (.394, 33-13, 4 hrs & 10 rbi) including a record 3 homers in a row (see "Pinch Hitting" above) . . . Played 2nd, 3rd, SS (1 game) and OF.

1977: Played 2nd, 3rd & OF . . . Went 4-for-18 in post-season . . . Played winter ball at Mazatlan in Mexico.

1976: Started season with Atlanta, but returned to Dodgers June 23 in deal for reliever **Mike Marshall** . . . Hit .272 in 50 games for Braves and .266 in 53 games for Dodgers . . . Had minor surgery in May and didn't play all month.

1975: Hit over .300 first time (.314) and was 2nd on club to **Steve Garvey's** .319 . . . Made his pro debut as an outfielder (43 games), a move precipitated by team injuries . . . Traded to Braves after season.

1973-74: Was Dodgers starting 2nd baseman in '73 for first 16 games, then **Davey Lopes**, a rookie though older than Lacy, was given the job. Played only 48 games in '74, but raised average from .207 to .282.

1972: Recalled from El Paso June 28, ostensibly for 2 weeks as replacement for **Bill Russell** who was doing military duty, but Lee stayed for the rest of the year . . . Hit safely in 12 of his first 13 games (including 11 in a row, game 3 thru 13) and, in his first National League week, shared "player of week" honors with Pirates' **Manny Sanguillen** . . . Hit .407 in that period.

Was also "player of month" in Texas League that June while still at El Paso, and was leading league in hitting (.372) when called up . . . Strained ligaments in left knee Sep. 4 after colliding with Reds' **Hal McRae** in double play take out and didn't play rest of year.

EARLY CAREER/PERSONAL

MINORS: Had .314 average during 3-1/2 seasons in minors (1487-467) . . . Has hit over .300 8 times in pro career including 3 straight years in minors . . . Was 3rd baseman in first pro season ('69), Bakersfield's regular shortstop in '70, and 2nd baseman primarily at Albuquerque & El Paso in '71 & '72 . . . Won all-star honors in 3 different leagues at 3 different positions.

PERSONAL/AMATEUR BACKGROUND: Wife's name is **Suzanne** . . . Children: **Michael** (7/22/65) and **Jennifer** (3/21/83) . . . Graduate of McClymonds High School in Oakland which also produced **Frank Robinson**, **Vada Pinson**, **Curt Flood** and basketball's **Bill Russell** to name a few . . . Lacy

and **Frank Robby** were teammates with Dodgers in '72.

Attended Laney Jr. College in Oakland. Former Oriole **Earl Robinson** was basketball coach there . . . Hobbies include fishing and pheasant hunting.

FREDERIC (FRED) MICHAEL LYNN

19

Born: Feb. 3, 1952

Height: 6'1"; Weight: 190

Bats, L; Throws, L

Position: Outfield

Birthplace/Residence: Born in Chicago, IL . . .


Grew up in El Monte, CA (near Pasadena) . . .

Now lives in Rancho Mirage, CA.

Contract Status: Signed five-year contract extending thru '89 season in Dec. '84.

Tenure: 12 years, 30 days.

Signed Originally with: Boston.



YEAR CLUB	AVG.	G	AB	R	H	2B	3B	HR	RBI	BB	SO	SB	CS	HP
1973 Briston—1	.259	53	162	26	42	9	4	6	36	34	24	4	2	2
1974 Pawtucket	.282	124	415	65	117	19	2	21	68	55	88	3	1	4
Boston	.419	15	43	5	18	2	2	2	10	6	6	0	0	1
1975 Boston	.331	145	528	*103	175	*47	7	21	105	62	90	10	5	3
1976 Boston	.314	132	507	76	159	32	8	10	65	48	67	14	9	1
1977 Boston	.260	129	497	81	129	29	5	18	76	51	63	2	3	3
1978 Boston	.298	150	541	75	161	33	3	22	82	75	50	3	6	1
1979 Boston	.333	147	531	116	177	42	1	39	122	82	79	2	2	4
1980 Boston—2	.301	110	415	67	*125	32	3	12	61	58	39	12	0	0
1981 California	.219	76	256	28	56	8	1	5	31	38	42	1	2	3
1982 California	.299	138	472	89	141	38	1	21	86	58	72	7	8	3
1983 California	.272	117	437	56	119	20	3	22	74	55	83	2	2	2
1984 California—3	.271	142	517	84	140	28	4	23	79	77	97	2	2	2
1985 Baltimore	.263	124	448	59	118	12	1	23	68	53	100	7	3	1
1986 Baltimore	.287	112	397	67	114	13	1	23	67	53	59	2	2	2

M.L. Totals .292 1537 5589 906 1632 336 40 241 926 716 847 64 47 32

GWRBI: '80-7; '81-5; '82-12; '83-11; '84-10; '85-8; '86-11. Total: 64.

* Led League

1—Selected by Boston in June '73 free agent draft (2nd round).

2—Acquired by California Angels from Boston with pitcher Steve Renko for pitchers Frank Tanana and Jim Dorsey and Outfielder Joe Rudi Jan. 23, '81.

3—Played out option with California . . . Signed 5 year contract (re-entry system) with Orioles on Dec. 11, '84.

League Championship Series Record

YEAR CLUB	AVG.	G	AB	R	H	2B	3B	HR	RBI	BB	SO	SB	CS	HP
1975 Bos. vs. Oak.	.364	3	11	1	4	1	0	0	3	0	0	0	0	0
1982 Cal. vs. Mil.	.611	5	18	4	11	2	0	1	5	2	3	0	0	0
L.C.S. Totals	.517	8	29	5	25	3	0	1	8	2	3	0	0	0

World Series Record

YEAR CLUB	AVG.	G	AB	R	H	2B	3B	HR	RBI	BB	SO	SB	CS	HP
1975 Bos. vs. Cin.	.280	7	25	3	7	1	0	1	5	3	5	0	0	0

All-Star Game Record

YEAR CLUB	AVG.	G	AB	R	H	2B	3B	HR	RBI	BB	SO	SB	CS	HP
1975 A.L. at Mil.	.000	1	2	0	0	0	0	0	0	0	1	0	0	0
1976 A.L. at Phi.	.333	1	3	1	1	0	0	0	1	1	0	1	0	0
1977 A.L. at N.Y.(AL)	.000	1	1	1	0	0	0	0	0	0	1	0	0	0
1978 A.L. at S.D.	.250	1	4	0	1	0	0	0	0	0	1	0	0	0
1979 A.L. at Sea.	1.000	1	1	1	1	0	0	1	2	0	0	0	0	0
1979 A.L. at Sea.	.333	1	3	1	1	0	0	1	2	0	1	0	0	0
1980 A.L. at L.A.	.000	1	1	0	1	0	0	0	0	1	0	0	0	0
1981 A.L. at Cle.	1.000	1	1	0	1	0	0	0	0	0	0	0	0	0
1982 A.L. at Mon.	.000	1	2	0	0	0	0	0	0	0	0	0	0	0
1983 A.L. at Chi.(AL)	.333	1	3	1	1	0	0	1	4	1	1	0	0	0

A.S.G. Totals (9 yrs.) .300 9 20 5 6 0 0 4 10 2 5 0 0 0 0

Career Highs, Game: Runs-4, 3 times, (the latest June 8, '82 at Tor.); **Hits-5,** twice, (June 18, '75 at Det. and Aug. 28, '78 vs. Sea. at Bos.); **4, 15 times,** (the latest Aug. 1, '86 at Tor.); **Home Runs-3,** (June 18, '75 at Det.); **2, 16 times,** (the latest July 4, '86 at Min.); **RBI-10,** (June 18, '75 at Det.); **6,** (July 14, '79 vs. Min. at Bos.); **5, 5 times,** (the latest July 4, '86 at Min.).

Hitting Streaks: 20, twice, ('75 and '79); **18,** (July 7 thru 28, '82).

Grand Slams: 4 (plus one in '83 all-star game, see page 15).

FRED LYNN (Cont.)

1986 SEASON SUMMARY

Although injuries limited him to 397 at bats, 2nd lowest total in his 12-year career, still finished with 23 home runs for 3rd straight year and 20+ homers for 5th straight season, 8th of career.

Missed 49 games due to injuries and O's were 15-34 in those games... O's were 54-49 when he started, 19-40 when he didn't.

Led club in slugging (.499, AB-397, TB-198), but was 45 plate appearances shy of qualifying among A.L.'s leaders... Was 2nd on club to **Cal Ripken** in hrs and gwrbi (11).

Twice named A.L. "player of the week": May 19-25 when he batted .522 (23-12) with 3 hrs (including 4th career grand slam off Seattle's **Matt Young**) and 9 rbi; and June 30-July 6 when he hit .385 (26-10) with 5 hrs, 11 rbi and 9 runs scored.

Was the O's leading hitter and 5th in the A.L. after first 2 months with a .333 avg. (150-50, 7 hrs, 26 rbi) in 43 games.

From that point on he was plagued by a series of injuries began which would hamper him the rest of the year... Batted .259 (247-64) with 16 homers, 41 rbi while playing in only 69 of the final 114 games.

Strained right wrist at California (May 31), severely sprained right ankle at New York (June 8) and was stricken with Laryngitis (June 13) and as a result missed 20 of 24 games, June 1-26... Was on 15-day disabled list, June 11-27 with ankle injury... Also strained right shoulder in batting practice on Aug. 14 and was slowed the final 7 weeks of the season.

Upon return enjoyed hottest streak batting .500 (22-11) with 5 hrs, 11 rbi and 9 runs in 5-game span, July 4-8... Homered in 4 consecutive games, July 4-7, longest such streak of career... On July 4 in Minnesota, had the 16th 2-homer game of career and biggest rbi game as an Oriole when he went 3-for-4 with homers off **Allen Anderson** and **Keith Atherton**, a double, 2 walks and 5 rbi... Two days later his homer off Twins' **Neal Heaton**, gave O's 1-0 win.

That spurt capped a stretch where he went 45-for-126 (.357) with 13 hrs and 35 rbi in 35 games beginning May 10 raising average from .287 to .327... Maintained .300 average from May 21 to Aug. 16.

Was slowed by shoulder injury and batted only .206 (102-21) in final 30 games lowering average from .315 to .287.

HOME RUNS/RBI: Hit 6 game-winning home runs, tied with **Cal Ripken** for club lead... Of his 46 homers with O's, 12 have been game-winners and 7 have been in the 9th inning. Hit the first pinch-hit homer of career off Cleveland's **Dickie Noles** in Bal., Aug. 10.

Drove in 24 tying or lead runs, 2nd on club to **Ripken** (33)... Led O's with 13 hrs at home and has topped the O's with 27 hrs at Memorial Stadium over last 2 years.

LYNN BY MONTH

1986 SEASON					LIFETIME				
AVG.	AB- H	HR	RBI	MONTH	AVG.	AB- H	HR	RBI	
.324	68-22	1	9	APR.	.298	761-227	33	111	
.326	86-28	5	16	MAY	.297	930-276	41	154	
.231	26-6	2	5	JUNE	.285	1010-288	43	168	
.287	101-29	9	22	JULY	.304	1047-318	54	188	
.274	73-20	4	12	AUG.	.276	1061-293	42	173	
.209	43-9	2	3	SEP.-OCT.	.295	780-230	28	132	

MISCELLANEOUS: Produced more runs (runs scored + rbi - hrs) per at bat than anyone on club (1/3.57)... Had the 16th 4-hit game of career at Toronto, Aug. 1.

Bounced into club-high 20 double plays, tied for 3rd in A.L. with **Lou Whitaker** (Det.) and **Dave Winfield** (N.Y.) behind Cleveland's **Julio Franco** (28) and Boston's **Bill Buckner** (25)... Batted .355 (93-33) on artificial surface and .370 (46-17) indoors (Min., Sea.).

1986 AND MAJOR LEAGUE CAREER

BATTING/SLUGGING: Ranks 9th among active players (min. 2000 at bats) in career slugging with a .496 (AB-5589, TB-2771) mark and 16th in batting with a .2920 (5589-1632) avg. just behind Boston's **Bill Buckner** (.2924)... His 241 career hrs are 20th among active players.

Has led the league in slugging twice: .566 in '75 and .637 in '79... In best years has majored in extra-base hits, e.g.: '75-75; '78-56; '79-82; '82-60;

'84-55... Has had 32 or more doubles 6 times including highs of 47 in '75 and 42 in '79... Led the A.L. in batting in '79 with a .333 avg.

MAJOR AWARDS: Only player ever to win "MVP" and "Rookie of the Year" (75) awards in the same season (**Cal Ripken** earned them in back-to-back seasons)... Has also been "MVP" in ALCS ('82) and All-Star Game ('83)... Won 4 "Gold Gloves" ('75 as rookie, '78, '79, '80)... Twice chosen as A.L. "player of month" (June '75 and Aug. '79).

Won total of 13 significant awards as a rookie, including AP & UPI "Athlete of the Year", SPORT MAGAZINE'S "Pro Rookie of Year", TSN A.L. "Player of Year" & "Gold Glove".

VS. RHP & LHP: In '86, he hit 7 hrs off lefthanders in 96 at bats, the best hrs/at bats ratio of his career (1/13.71)... His .271 (96-26) average vs. lefties marked only the 3rd time in the last 10 seasons he's been above .250... (For more details see page 58).

VS. OPPONENTS: See Individual Batting vs. Each Opponent (page 58)... See also Orioles vs. Opponents section (pages 36-50).

FIELDING: Has a .98753 (TC-4012, E-50) lifetime fielding pct., 2nd among active outfielders behind Houston's **Terry Puhl** (.993)... Ranks just ahead of Boston's **Dwight Evans** (.98726), Oakland's **Dwayne Murphy** (.98705) and California's **Ruppert Jones** (.98702). Is 15th on baseball's all-time fielding list among outfielders (minimum 1,000 games).

MAJOR INJURIES: (See above under "1986 Season Summary" for details on '86 injuries)... '85 (Played in only 45 of 76 2nd half games after he tore ligaments in left ankle in Minnesota on July 22 and suffered strained back in September)... '83 (groin and wrist injuries forced him to miss 45 games)... '82 (Broke rib while running into wall making catch at Detroit)... '81 (Twice damaged left knee breaking up double plays and underwent arthroscopic surgery Sep. 23)... '80 (Suffered broken toe on right foot on Aug. 28 and was out rest of season)... '77 (Was out from Mar. 24 to May 6 with injured left ankle)... '76 (Six different physical problems limited him to 132 games).

ALL-STAR GAMES: Played in All-Star game in each of first 9 years in A.L. ('75 thru '83)... Has started 5 times: '76, '78, '79, '80, & '82... Was "mvp" in '83 (see "slam" below)... Top vote-getter in '76 and leading write-in candidate in '75, his rookie year, but did not get enough votes to start.

Has hit 4 home runs (tied with **Ted Williams** for 2nd behind record holder **Stan Musial**'s 6), including the only grand slam in All-Star history. That was an '83 blast at Comiskey Park off San Francisco's **Atlee Hammaker** (3rd inn.) which sparked A.L. to a 13-3 win, snapping an 11-game losing streak... Hit the others in '76 (off **Tom Seaver**), '79 (off **Steve Carlton**) and '80 (off **Bob Welch**).

POST-SEASON: Has .407 average (54-22) in 15 post-season games, including .517 (29-15) in 2 ALCS (8 games)... Was "mvp" in '82 ALCS in losing cause against Milwaukee, after batting .611 (18-11)... Has hit safely in all 8 ALCS games he's played... Hit his one ALCS homer off **Jim Slaton** in '82.

Hit a 3-run homer in game #6 of '75 WS (the "**Carlton Fisk**" game) which gave Boston a 3-0 lead in 1st inning... **Fisk's** homer won it in the 12th.

PREVIOUS CAREER HIGHLIGHTS

1985: Led the majors with six 9th inning homers, including 3 "sudden death" blasts... Hit 3 consecutive 9th inning hrs in 3-game series with Minnesota in Baltimore, May 10-12, including 2 straight "sudden death" game-winners.

Solo homer off **Ron Davis** gave O's 6-5 win on May 10 and 3-run homer the next night off **Curt Wardle** brought O's a 4-2 win. Became the 3rd player in Orioles history to produce consecutive "sudden death" game winning rbi joining **Dick Kryhoski** ('54) and **John Stefero** ('83).

Helped the O's get off to their best April since '70 (12-7) with a club-high .319 (72-23) average that month... Was leading the O's in homers at the all-star break with 16, but due to injuries missed 31 games in the 2nd half while hitting only 7 more home runs... Struck out career-high 100 times.

1984: At start of season moved to rightfield while Angel teammate **Gary Pettis** played center... Started 78 games in rightfield and 59 in center, but played center in 27 of his last 29 starts after **Pettis** slumped.

Set Angels' club record when he drove in at least one run in 10 consecutive games, Aug. 28-Sep. 8 (3 shy of A.L. record)... Hit 3 of his 23 homers off **Mike Boddicker** (including 2 in one game at Cal. on May 26)...

FRED LYNN (Cont.)

Had most productive stretch from Aug. 28-Sep. 15 over 15 games during which he hit 8 hrs, 4 doubles, drove in 23 runs and batted .386 (57-22).

1983: An early season groin pull and an injury to his left wrist late in the campaign limited his service to 117 games, but still hit 22 homers... Didn't play after Sep. 8 because of wrist... Angels were 13-32 in games he missed.

Had 17 rbi in 11 games, Apr. 15-29... Scored at least one run in 8 straight games, May 27-June 7... Had 5 gwrbi in an 11-game span, May 20-June 3.

1982: Raised average 80 points from .219 of '81 to .299... Snapped a year-long home run drought on May 16 when he connected off Cleveland's **John Denny**... It was his first in 90 games, since May 1, '81... Hit 1st career slam, July 15 at Cleveland off **Rick Waits**.

From June 25-July 26, drove in 34 runs in 24 games... Had 30 rbi and an 18-game hitting streak in July... Hit 7 homers and drove in 22 over 13 games from July 5-20... After a slow 1st half (.274, HR-6, RBI-22, G-77), batted .329 with 15 hrs and 64 rbi in 61 games in 2nd half... Continued hot in ALCS, batting .611 and winning "MVP" award despite loss to Milwaukee.

Cracked a rib running into wall while making a great catch in Detroit on Sep. 1.

1981: Batted career low .219 in a season dominated by injuries... Didn't hit a home run after May 1... Signed a 4-year contract after joining Angels.

Damaged left knee trying to break up double play vs. Detroit, May 8... Had recovered sufficiently to play in All-Star Game in Cleveland in Aug., but re-injured same knee (also breaking up a dp) shortly afterward and didn't start after Sep. 11... Underwent arthroscopic surgery (by **Dr. Lewis Yocum**) on Sep. 23.

1980: In final year with Red Sox he won his 3rd straight "Gold Glove" (and 4th overall) and batted .300 for 4th time... Hit for cycle on May 13 vs. Twins at Fenway (4 rbi)... Drove in 19 of 26 runners from 3rd base with less than 2 out (.731)... Stole 12 bases in 12 attempts... Missed last 37 games with a broken toe on right foot (the result of a foul tip).

During his 6-year (plus one month) Red Sox career he batted .308 (944/3062) and averaged 20 hrs, 85 rbi.

1979: His finest all around year... Led A.L. with .333 average and .637 slugging pct. (1st player to lead in both departments since **Tony Oliva** in '71)... Ranked in top 4 in runs (116), doubles (41), homers (39), rbi (122), total bases (338) and on base percentage (.426).

Set career highs in runs, hits, homers, rbi, walks, total bases, slugging, on-base pct., and average and had 82 extra-base hits.

Won August "player of month" honors on strength of .416 average, 10 hrs, 25 rbi and an .820 slugging pct. in 27 games and warmed up for August by hitting .395 in July.

Tied career high with 20-game hitting streak, won his 3rd "Gold Glove", batted .387 with men on base and hit a 2-run homer in the All-Star Game.

1978: Had more walks than strikeouts for the first time, 75 bb and 50 so (he's done it 3 times overall)... Had 58 extra-base hits... Went 5-for-5 vs. Seattle, Aug. 28 and won his 2nd "Gold Glove" and 1st of 3 straight.

1977: An injury to his left ankle in spring training forced him to miss the 1st 27 games of the season... Upon his return, May 13, he homered vs. Seattle in each of his 1st 2 swings... Despite the injury which troubled him thru much of the season, had 52 extra-base hits.

1976: Was sidelined 6 times by injuries, but still hit .314 and had 32 doubles, though his home run total dropped from 22 to 10... Stole a career-high 14 bases... Led A.L. in all-star balloting.

1975: Led A.L. in runs (103), doubles (47, a rookie record) and slugging (.566, the 1st time a rookie had ever led that category), and helped propel Bosox to 1st pennant in 19 years while becoming 1st (and only) ever to win both "MVP" & "Rookie" awards... Went over .300 permanently in 4th game of season... Had 75 extra-base hits.

At Det. on June 18 hit 3 hrs, a triple and single, good for 16 total bases (tied A.L. record) and drove in 10 runs... Was A.L. "player of the month" in June... Hit 3-run homer in WS game #6 and batted a combined .306 (11/36) in 10 post-season games with 8 rbi (see "Post-Season" above)... Hit 49 points higher than he had at Pawtucket the year before.

152

1974: Called up in Sep. at end of 2nd pro season along with **Jim Rice** (Pawtucket finished in last place that year despite their presence) and hit .419 in 15 games.

Made big league debut Sep. 5 vs. Brewers as pinch-runner for **Cecil Cooper** at Fenway... Made 1st start on Sep. 15 and got first hit (a double) and 1st home run that day, both off **Jim Slaton** (he also hit his only ALCS homer off **Slaton**).

AMATEUR CAREER: Signed by Boston scout **Joe Stephenson** after Sox had selected him in the 2nd round of the June '73 free agent draft (regular phase)... **Ted Cox** was their first pick... Was chosen in 3rd round of June '70 draft by the Yankees, but elected to go to University of Southern California.

Played on 3 consecutive NCAA national championship teams under **Rod Dedeaux** at USC... Among his teammates were **Rich Dauer**, **Steve Kemp**, **Roy Smalley** and **Pete Redfern**... In '72 he led U.S. collegians with 14 homers and was "MVP" on collegiate tour of Japan... Went to USC on football scholarship and was a teammate of **Lynn Swann** freshman year, but then switched exclusively to baseball.

Played baseball, basketball, and football at El Monte (CA) High School and also played Little League and Pony League baseball. **Willie Mays** was his favorite player while growing up.

PERSONAL: Resides in Rancho Mirage, CA... An avid freshwater fisherman. Had bass pond built at his home to study the living habits of fish... He and his wife **Natalie** were married in October, '86... Fred is the father of 2 children **Jason Andrew** (3/16/78) and **Jennifer Andrea** (10/6/79), from a previous marriage.

FELIX ANTHONY (TIPPY) MARTINEZ

23

Born: May 31, 1950

Height: 5'10"; Weight: 175

Bats, L; Throws, L

Position: Pitcher

Birthplace/Residence: Born and raised in La Junta, in southwestern CO... Splits his time during the off-season between Timonium, MD and Englewood, CO.

Contract Status: Signed thru '87.

Tenure: 11 years, 132 days.

Signed Originally with: New York Yankees.



YEAR CLUB	W-L	ERA	G	GS	CG	SHO	SV	IP	H	R	ER	BB	SO
1972 Oneonta-1	1-0	2.00	2	1	1	1	1	9	3	2	2	10	9
Kinston	0-0	4.50	5	2	0	0	0	20	22	10	10	13	18
1973 Kinston	13-8	2.66	54	2	0	0	15	105	74	38	31	61	160
1974 Syracuse	7-5	3.78	36	0	0	0	8	64	49	29	27	32	70
New York(AL)	0-0	4.15	10	0	0	0	0	13	14	7	6	9	10
1975 Syracuse	8-2	2.05	14	14	4	1	0	110	91	39	25	35	105
New York(AL)	1-2	2.68	23	2	0	0	8	37	27	15	11	32	20
1976 NY(AL)Bal.-2	5-1	2.31	39	0	0	0	10	70	50	19	18	42	45
1977 Baltimore	5-1	2.70	41	0	0	0	9	50	47	17	15	27	29
1978 Baltimore	3-3	4.83	42	0	0	0	3	78	59	29	25	31	61
1979 Baltimore	10-3	2.88	39	0	0	0	3	81	69	30	27	34	68
1980 Baltimore	4-4	3.01	53	0	0	0	11	59	48	21	19	32	50
1981 Baltimore	3-3	2.90	37	0	0	0	11	65	81	39	36	37	78
1982 Baltimore	8-8	3.41	76	0	0	0	16	95	76	30	27	37	81
1983 Baltimore	9-3	2.35	65	0	0	0	21	103.1	88	42	39	51	71
1984 Baltimore	4-9	3.91	55	0	0	0	17	89.2	88	42	37	47	71
1985 Baltimore	3-3	5.40	49	0	0	0	4	70	70	48	42	37	47
1986 Baltimore	0-2	5.63	14	0	0	0	1	16	18	10	10	12	11
Rochester-3	0-1	6.00	3	2	0	0	0	6	7	4	4	3	4

M.L. Totals 55-42 3.38 543 2 0 0 115 831 724 348 312 421 628

• Tied for league lead

1—Signed by New York Yankees as an undrafted free agent on 7/26/72.

2—Acquired by Orioles from New York Yankees with pitchers Rudy May, Dave Pagan, and Scott McGregor (assigned from Syracuse to Rochester) and catcher Rick Dempsey in deal for pitchers Ken Holtzman, Doyle Alexander, Grant Jackson, and Jimmy Freeman (assigned from Rochester to Syracuse) and catcher Elrod Hendricks on 6/15/76.

3—On rehabilitation assignment, May 19-29, 1986.

League Championship Series Record

YEAR CLUB	W-L	ERA	G	GS	CG	SHO	SV	IP	H	R	ER	BB	SO
1979 Bal. vs. Cal.								(did not appear)					
1983 Bal. vs. Chi.	1-0	0.00	2	0	0	0	0	6	5	0	0	3	5

153

World Series Record

TIPPY MARTINEZ (Cont.)

YEAR CLUB	W-L	ERA	G	GS	CG	SHO	SV	IP	H	R	ER	BB	SO
1979 Bal. vs. Pit.	0-0	9.00	3	0	0	0	0	1.1	3	1	1	0	1
1983 Bal. vs. Phil.	0-0	3.00	3	0	0	0	2	3	3	1	1	0	0
W.S. Totals	0-0	4.16	6	0	0	0	2	4.1	6	2	2	0	1

All-Star Game Record

YEAR CLUB	W-L	ERA	G	GS	CG	SHO	SV	IP	H	R	ER	BB	SO
1983 A.L. at Chi.													

(selected, did not appear)

Longest Relief Stints: **8.1 innings**, (May 12, '80 vs. Tex. at Bal.); **7.2 innings**, (July 23, '79 vs. Oak. at Bal.)

Strikeout Highs: **9, twice**, (Aug. 30, '81 vs. Cal. at Bal. and Aug. 30, '80 vs. Cal. at Bal.); **7, 3 times**, (the latest Oct. 3, '85 vs. Bos. at Bal.)

Walk Highs: **7**, (Aug. 24, '75 vs. Cal. at N.Y.); **5, twice**, (June 14, '80 at Sea. and June 12, '84 at Mil.)

Winning Streaks: **6**, (July 28, '76 thru Aug. 3, '77); **5, twice**, (May 23, thru July 23, '79 and June 21 thru Sep. 18, '83).

Losing Streaks: **4, twice**, (July 20 thru Sep. 1, '84 and Sep. 19, '81 thru May 1, '82).

Pitches: Fastball, curve, change-up.

1986 SEASON SUMMARY

Was disabled 3 different times and was on the active roster for only 53 games all season . . . Spent the entire 2nd half on the disabled list with a sore left shoulder. It was the 3rd straight year he has been bothered by pain in that area. Last appearance was July 13 at Chicago in O's 7-0 loss.

First went on the list Apr. 25 after suffering from dizziness and a loss of balance, a condition that originally occurred while he was on the mound against Texas at home on Apr. 19 . . . A battery of tests revealed an inner ear infection.

Returned to active duty May 28 and made 8 appearances (including his lone save of '86 on June 8 in O's 18-9 win at N.Y.) before going on dl again on June 27 with what was later diagnosed as a deterioration of the rotator cuff.

Re-activated July 4, but made only 2 appearances before returning to dl for 3rd time with re-occurring soreness in shoulder.

SURGERY: Subsequently, Tippy decided to undergo arthroscopic surgery on his left shoulder and the operation was performed in August by **Dr. James Andrews** at the Hughston Clinic in Columbus, GA . . . Went thru extensive off-season rehabilitation program.

MAJOR LEAGUE CAREER

AMONG ACTIVE MAJOR LEAGUE LEADERS: Despite making only 63 appearances with 3 wins and 5 saves over the past 2 seasons, Tippy ranks among the active major league relief pitchers in: **saves** (115, 14th behind leader **Bruce Sutter**-286); **relief wins** (55, 13th behind leader **Goose Gosage**-92) and **relief appearances** (541, 10th behind leader **Kent Tekulve**-853).

ORIOLES ONLY: Since the Yankees traded him to the O's in June '76, Tippy has gone 52-40 (.565) with 105 saves, compiled a 3.45 era (IP-753, H-665, ER-289), walked 366 and fanned 574.

LIFETIME SAVES FOR (O'S ONLY): **15**-Mike Flanagan & Dennis Martinez . . . **14**-Scott McGregor . . . **11**-Jim Palmer . . . **10**-Mike Boddicker . . . **8**-Storm Davis . . . **6**-Steve Stone . . . **5**-Rudy May & Sammy Stewart . . . **4**-Ross Grimsley . . . **2**-Dave Ford & Bill Swaggerty . . . **1**-Don Aase, Ken Dixon, Dick Drago, John Flinn, Joe Kerrigan, Dyar Miller, Dave Pagan and Allan Ramirez.

BY-MONTH, LIFETIME (W-L-S, G): **Apr.** (4-9-9, 67) . . . **May** (9-7-22, 90) **June** (12-6-19, 97) . . . **July** (11-5-25, 84) . . . **Aug.** (10-8-14, 103) . . . **Sep.-Oct.** (9-7-26, 102).

STARTS: He has started only 2 games in 543 major league appearances, both losing efforts for the Yankees in '75: to Boston July 27 and to California Aug. 24.

SUDDEN DEATH: Has won 33 games lifetime at Memorial Stadium, 18 of them in "sudden death" . . . Has lost only 4 on the road in "sudden death".

VS. YANKEES: Though he has no wins and only one save against the Yankees over the past 2 seasons, still has more wins (9), losses (6), saves

(17), appearances (64) and innings (94.2) against the club with which he both signed originally and broke into the majors . . . His career era vs. N.Y. is 2.56 (ER-27).

During a 3-season stretch (between losses to the Bombers on June 23, '81 and June 23, '84), Tippy went undefeated while winning 3 and saving 11 over 22 appearances during which his era was a nifty 0.49 (IP-36.2, ER-2).

He also went 19 games in a row without allowing the Yankees an earned run (spanning 30.2 innings) . . . It began when he gave up a run on Sep. 26, '81. He did not yield another to them until June 22, '84.

GOPHER BALLS: Has given up only 52 home run balls in 831 innings, one every 16 innings . . . Although he has yielded 28 in the last 4 seasons covering 263 innings (1 every 9 innings), he was extremely stingy in prior years: '74-0; '75-2; '76-1; '77-2; '78-4; '79-0; '80-5; '81-4; '82-6.

Has thrown 12 "gophers" to the Tigers lifetime, but only one to the Twins (**Tom Brunansky**-7/4/84 at HHH) and to the A's (**Wayne Gross**-5/8/83 at Bal.)

In his limited work in '86, he gave up only one homer, to Texas rookie **Pete Incaviglia**, his 1st as a pro.

Tippy had never given up 2 homers in a game until Apr. 9, '83 when he yielded his only grand slam, to **George Vukovich**, at Cleveland Stadium, then gave up a back-to-back solo blast to **Julio Franco** . . . He has since yielded 2 homers in same game 2 additional times (both in '84).

He once had a string of 65 straight homerless appearances (IP-123.2) over nearly 2 full years, between May 23, '78 and April 19, '80 when the White Sox' **Marv Foley** broke the string (a 12th inning game-winner in Baltimore) . . . He also went 55 games without serving up a home run ball from May 20, '76 to July 26, '77.

POST-SEASON: Has a 1.74 post-season era in 8 appearances (IP-10.1, ER-2) . . . Was 1-0 with 2 saves in '83 over 5 games and allowed only one earned run in 9 innings.

His victory in game #4 of the ALCS at Chicago was at the expense of **Brit Burns** and was made possible by **Tito Landrum's** 10th inning homer (O's later scored 2 more runs, and won 3-0) . . . Tippy is thus one of only 3 Orioles pitchers to have clinched a pennant. The others: **Jim Palmer** (4) and **Scott McGregor** (1, '79).

He also saved games #3 and #4 of the '83 World Series, both at Philadelphia . . . In '79, he didn't pitch in the ALCS, but did relieve in 3 WS games (2, 5, 7).

PICKOFFS: Though Tippy has not been a major pickoff specialist (like **Mike Flanagan** and **Scott McGregor**) during his big league career, he will long be remembered for picking 3 Toronto runners (**Barry Bonnell**, **Dave Collins**, and **Willie Upshaw**) in the 10th inning on Aug. 24, '83 in Baltimore. To that time he had not picked off a runner since June 29, '77.

That classic was chosen in '85 by Orioles fans as one of the top 5 most memorable Orioles games ever, in a contest run by the Babe Ruth Museum . . . The O's battled from behind to win for Tippy on a home run by **Lenn Sakata** who was making his 1st and only major league appearance as a catcher . . . See details under vs. Toronto (page 49).

PREVIOUS CAREER HIGHLIGHTS

1985: Failed to lead the O's in saves for the 1st time in 5 years . . . Though he was never on the disabled list, he did suffer from time to time with a sore shoulder as he tried to snap back from shoulder problems that had sidelined him in September of the previous year.

1984: Bothered much of the season with troubled left shoulder, but still led club in saves (17) for the 4th straight year . . . Appeared in only one game after Sep. 8 and because of his injury did not accompany the O's to Japan in October.

On June 22, thru his 1st 29 appearances, he was 3-4 with 10 saves, a 3.26 era and had given up only 2 homers . . . After that he was 1-5 with 7 saves and a 4.64 era and threw 7 "gopher balls" . . . Was tied for 2nd in A.L. with 13 wild pitches behind **Jack Morris** (14).

Lost 5 games to 3 teams that had never beaten him previously (Toronto and Seattle twice, Texas, once) . . . It was only the 2nd time he'd had a losing record in his pro career.

1983: Enjoyed his best big league season, despite missing 3 weeks with an

TIPPY MARTINEZ (Cont.)

appendicitis... Set career highs in saves (21), innings (103.1) and strikeouts (81)... Finished 5th in the A.L. Rolaids Relief Award competition... Picked for all-star game, but did not play... Had career best 2.32 era in 65 games.

After June 19, though he was out of action from July 9 thru 30 (did not pitch at all during July) recovering from appendectomy, he went 5-0 with 12 saves and a 1.31 era IP-60.2, ER-9) in 37 games.

PENNANT SURGE: During the O's 44-game sprint to the A.L. East title (34-10, Aug. 13 thru Sep. 25), was 4-0 with 10 saves in 23 appearances and had a 1.82 era (IP-34.2, ER-7).

1982: Was 2nd in the A.L. in appearances with a career-high 76 to Seattle rookie **Ed Vande Berg** and set a club mark for a lefthander with 16 saves... Was 0-3 with 2 saves and a 7.89 era (IP-14.2, H-17, ER-13) thru May 8... In 64 appearances thereafter, he was 8-5 with 14 saves and a 2.58 era (IP-80.1, H-64, ER-23).

Saved both ends of a doubleheader vs. the Yankees on Sep. 14. Tippy saved another against N.Y. the following day, giving him 3 in a row.

Experienced the best month of his career in July during which he did not allow a run in 16 appearances totaling 19 innings while surrendering only 6 hits plus 3 walks and striking out 22... In that span he was 2-0 with 5 saves and 7 "holds" and was voted A.L. "player of the month".

During the week of July 19-25, was 1-0 with 2 saves while pitching 9 scoreless innings in 6 games to earn a share of A.L. "player of the week" honors with **Robin Yount**.

1981: Was 2-2 with 9 saves in 21 games before the strike, but only 1-1 with 2 saves in 16 2nd half appearances... Didn't allow a run in a stretch of 12 games spanning 15.2 innings from Apr. 27 to May 24.

1980: Was 2nd in saves to **Tim Stoddard**, who set what was then a club record with 26 saves... Had a string of 10 straight scoreless appearances from July 23 thru Aug. 23.

1979: Retired 23 straight Oakland batters on July 23 at Baltimore. After walking 1st batter he faced, he pitched 7.2 perfect innings and earned the win on a **Pat Kelly** slam.

Over 5 straight appearances starting July 23, he yielded only one hit and no walks and retired 36 of 38 batters faced... Also set down 18 of 19 hitters in consecutive appearances, June 22 & 23, both vs. Detroit, and won both in "sudden death"... Did not pitch in ALCS, but did relieve in 3 WS games (2, 5, 7).

1978: Hampered by tendinitis and finished with the 2nd highest era of his career (4.83)... Went 26 days between appearances, Sep. 2 to 26... All 3 of his '78 losses were to the Yankees.

EARLY ORIOLES CAREER: After coming over from the Yankees on June 15, '76, he was 3-1 with 8 saves and a 2.57 era (IP-42, ER-12)... In '77, led O's relievers in games, saves and era.

YANKEES: Was originally signed for the Yankees by **Sam Suplizio** as an undrafted free agent off the Colorado State (Ft. Collins) campus in '72... One year later, he led the Carolina League in saves (15), went 13-8 and fanned 160 in 105 innings.

Joined Yankees for 1st time in Aug. '74 then almost made the club at the start of '75... However, an injury to **Dick Tidrow** (rhp) necessitated adding another righthander to the staff instead... Won the James Dawson Award as the top rookie in the Yankees' '75 spring camp.

Was recalled from minors July 16, '75 and went on to lead the staff in saves (8)... N.Y.'s **Sparky Lyle** was 5-7 with only 6 saves that year.

AMATEUR BACKGROUND: Played football, basketball and baseball at LaJunta (CO) High School and was drafted as an outfielder by the Washington Senators after his senior year on a late round in June '69, but chose to attend Colorado State.

PERSONAL: Tippy is of Spanish-Mexican descent, but is a 3rd generation American and speaks little Spanish... He and his wife, the former **Carol Sarlo**, were classmates at LaJunta High (graduated '69)... The have 2 children: **Jacen Anthony** (8/2/70) and **Courtney Ann** (10/10/78).

SCOTT HOUSTON MCGREGOR

16


Born: Jan. 18, 1954
Height: 6'1"; **Weight:** 190
Bats: L-R; **Throws:** L
Position: Pitcher

Birthplace/Residence: Born in Inglewood, but grew up in El Segundo, CA (Both in L.A. area.) Now lives in Phoenix, MD (Balto. County).

Contract Status: Signed five-year contract thru '85 on Dec. 5, '80... Signed four-year extension thru '89 with options for '90 & '91 in Feb. '85.

Tenure: 10 years, 25 days.

Signed Originally with: New York Yankees.



YEAR CLUB	W-L	ERA	G	GS	CG	SHO	SV	IP	H	R	ER	BB	SO
1972 Ft. Lauderdale-1	7-3	2.73	11	11	7	3	0	79	66	30	24	25	54
1973 West Haven	12-13	3.29	27	27	14	2	0	197	197	95	72	63	126
1974 Syracuse	13-10	3.44	27	27	12	3	0	199	204	88	76	75	124
1975 Syracuse	6-9	3.99	21	20	5	2	0	124	134	73	55	60	72
1976 Syracuse-Roch.-2	12-6	3.06	24	23	14	6	0	162	159	59	55	40	83
Baltimore	0-1	3.60	3	2	0	0	0	15	17	7	6	5	6
1977 Baltimore	3-5	4.42	29	5	1	0	4	114	119	57	56	30	55
1978 Baltimore	15-13	3.32	35	32	13	4	1	233	217	98	86	47	94
1979 Baltimore	13-6	3.34	27	23	7	2	0	175	165	70	65	23	81
1980 Baltimore	20-8	3.32	36	36	12	4	0	252	254	101	93	58	119
1981 Baltimore	13-5	3.26	24	22	8	3	0	160	167	63	58	40	82
1982 Baltimore	14-12	4.61	37	37	7	1	0	226.1	238	126	116	52	84
1983 Baltimore	18-7	3.18	36	36	12	2	0	260	271	101	92	45	86
1984 Baltimore	15-12	3.94	30	30	10	3	0	196.1	216	93	86	54	67
1985 Baltimore	14-14	4.81	35	34	8	1	0	204	226	118	109	65	86
1986 Baltimore	11-15	4.52	34	33	4	2	0	203	216	110	102	57	95
M.L. Totals	136-98	3.84	326	290	82	22	5	2038.2	2106	944	869	476	855

Led League • Tied for league lead

1—Selected by New York Yankees' organization in June '72 free agent draft (1st round regular phase)
Signed on 6/28/72.

2—Acquired by Orioles organization from Yankees' organization on 6/15/76, and assigned by Syracuse to Rochester (International League) in exchange for contract of pitcher Jimmy Freeman... At the same time, Baltimore acquired pitchers Rudy May, Tippy Martinez and Dave Pagan and catcher Rick Dempsey from the Yankees in deal for pitchers Ken Holtzman, Doyle Alexander and Grant Jackson and catcher Elrod Hendricks.

League Championship Series Record

YEAR CLUB	W-L	ERA	G	GS	CG	SHO	SV	IP	H	R	ER	BB	SO
1979 Bal. vs. Cal.	1-0	0.00	1	1	1	1	0	9	6	0	0	1	4
1983 Bal. vs. Chi.	0-1	1.35	1	1	0	0	0	6.2	6	2	1	3	2
L.C.S. Totals	1-1	0.57	2	2	1	1	0	15.2	12	2	1	4	6

World Series Record

YEAR CLUB	W-L	ERA	G	GS	CG	SHO	SV	IP	H	R	ER	BB	SO
1979 Bal. vs. Pit.	1-1	3.18	2	2	1	0	0	17	16	6	6	2	8
1983 Bal. vs. Phi.	1-1	1.06	2	2	1	1	0	17	9	2	2	2	12
W.S. Totals	2-2	2.12	4	4	2	1	0	34	25	8	8	4	20

All-Star Game Record

YEAR CLUB	W-L	ERA	G	GS	CG	SHO	SV	IP	H	R	ER	BB	SO
1981 A.L. at Cle.	(Selected, did not appear)												

Low-Hitters: 2-Hitters-3, (the latest Sep. 27, '86 at Mil.); 3-Hitters-7, (the latest May 22, '85 at Oak.); 4-Hitters-8, (the latest Apr. 29, '86 at Chi.).

Strikeout Highs: 11, (Sep. 25, '81 at N.Y.); 9, (May 13, '81 at Tor.)

Walk Highs: 6, (Sep. 9, '78 at Tor. and Apr. 2, '84 vs. Chi. at Bal.)

Winning Streaks: 7, (Apr. 30 thru June 11, '78); 6, (July 2 thru Aug. 4, '83); 5, (Apr. 27 thru May 22, '81 and Apr. 23 thru May 27, '84).

Losing Streaks: 5, (Aug. 2 thru 19, '82); 4, (June 24 thru July 7, '78 and Apr. 22 thru May 14, '85).

Pitches: Fastball, curve, slider and change-up.

1986 SEASON SUMMARY

Suffered 1st losing season since rookie year ('77)... His 15 losses were a career high, most in the A.L. East and tied for 3rd in the A.L.... Gave up 35 home runs tying **Robin Roberts'** ('63) club record for most in a season... Was 4th in the majors behind **Bert Blyleven** (50), **Jack Morris** (40) and **Frank Viola** (37).

SCOTT MCGREGOR (Cont.)

Tied for club lead in starts (33) and was 2nd in innings (203) and complete games (4) . . . Tied for 2nd in wins (11, with **Dixon**) behind **Boddicker** (14) . . . Averaged 2.53 walks per 9 innings, best on staff.

Threw 2 shutouts in September, the club's only complete game shutouts all year (see below under "Shutouts") . . . Lost a shutout at Chi. on Apr. 29 when **Wayne Tolleson** homered in the 9th inning, but settled for 4-hit, 8-1 win.

Never won more than 2 consecutive decisions . . . Beat California, 6-3, on May 22 giving him 4-3 record (4.35) . . . Then went 2-7 over next 13 starts leaving him 6-10 with 4.92 era on July 23 . . . Lost 3 straight starts, July 13 thru 23, while he combined to throw only 3.2 innings and allowed 11 hits and 11 runs (earned).

Although he had a brief stay in the bullpen and did not make a start between Aug. 12 and 28, was 4-1 (3.35, 48.1, 18 er) in 8 games, 7 starts from July 27 thru Sep. 7 . . . Then went 1-4 in his last 5 starts while O's scored 9 runs in his 4 losses.

MISCELLANEOUS: O's were 16-17 in his 33 starts . . . Was knocked out 9 times before completing the 5th inning giving him 20 such KO's over the last 2 seasons (67 starts) . . . Has now given up 69 homers the past 2 years, 2nd in the majors behind **Bert Blyleven** (73).

1986 AND MAJOR LEAGUE CAREER

THE 80's: His 105 wins during the '80's are 2nd in the majors behind **Jack Morris** 123 . . . Also during this decade ranks 4th in the majors in starts (223), 5th in winning pct., min. 70 wins (.590, 105-73 tied with **Lamarr Hoyt**), and 6th in innings (1501).

SINCE '79: Has gone 118-79 (.599) over the past 8 years ('79-'86), 3rd best pct. (min. 80 wins), in the majors during that span behind **Ron Guidry** (.639, 122-69) and **Jack Morris** (.614, 140-88).

SHUTOUTS: Hurlled the Orioles only 2 complete game shutouts of '86 . . . Blanked Seattle on 6 hits, 8-0, on Sep. 7 . . . On Sep. 27, he allowed only 2 hits in 7-0 win at Milwaukee . . . Gave up bunt single to **Paul Molitor**, 1st batter of game, then retired 24 straight batters before giving up a single and walk in 9th.

Has pitched all 22 career shutouts over the last 9 seasons, tying him for 3rd in the majors (with **Steve Rogers**) behind **Fernando Valenzuela** (26) and **Bob Knepper** (25).

CONTROL: Has averaged 2.10 walks per 9 innings during career, ranking him 4th on O's all-time list (min. 500 innings) behind **Dick Hall** (1.47), **Robin Roberts** (1.81) and **Hal Brown** (1.98).

Over the past 9 seasons, he has walked no more than one batter in 158 of 284 appearances (.556) . . . In one month long stretch in '79, he pitched 46.1 consecutive walkless innings June 29 to July 29).

Had career-high 5 wild pitches in '86 . . . Had thrown only 3 wild pitches in 112 prior games . . . Had a streak of 64 games and 417 innings without one from Aug. 10, '82 thru June 27, '84.

MCGREGOR BY MONTH

1986 SEASON						LIFETIME					
W-L	ERA	IP	ER	G	MONTH	W-L	ERA	IP	ER	G	
2-2	4.32	25	12	4	APR.	13-15	4.46	226	112	38	
2-1	4.73	32.1	17	5	MAY	26-11	3.69	339	139	51	
2-4	3.83	49.1	21	7	JUNE	23-17	3.47	368.2	142	57	
1-3	7.66	22.1	19	6	JULY	26-16	4.17	349.2	162	56	
1-1	4.32	25	12	5	AUG.	22-21	3.85	362.2	155	61	
3-4	3.86	49	21	7	SEP.-OCT.	26-18	3.59	392	156	63	

Note that April is the only month in which he has a losing record lifetime.

VS. OPPONENTS: See "Individual Pitching" (page 65) for his record vs each opponent . . . See also pages 36-50 under Vs. California, Vs. Chicago, Vs. Cleveland, Vs. Detroit, Vs. Milwaukee, Vs. New York, Vs. Oakland, Vs. Texas and Vs. Toronto.

INJURIES: Although he missed one start in '85 with a slight weakness in his throwing arm, has been basically injury free over the past 2 years . . . The '84 season ended early for him after he broke the ring finger on his pitching hand when he was struck by **Brian Downing's** ground ball in the 1st inning of a game on Aug. 28 at California . . . Had completely recovered by '85 spring training, but did not accompany the club on '84 fall tour of Japan.

158

Has had disabling arm problems several times . . . Weak muscles in his left shoulder bothered him for most of 2nd half of '82 and he worked just 82 innings after the all-star break . . . Underwent a therapy and exercise program for the shoulder the following winter and enjoyed a banner '83 season.

In spring of both '79 and '80, was troubled by inflamed muscles in left elbow, but overcame malady thru therapy prior to spring of '81.

PREVIOUS CAREER HIGHLIGHTS BY YEAR

1985: Led the O's in wins (14), lowest total to lead the club since '67, starts (34) and innings (204) . . . Had career-highs in era (4.81) and walks (65) . . . Tied for A.L. lead with 34 home run balls.

Experienced the slowest start of career and was 1-4 after 7 starts. Plagued by blurred vision in several early starts (apparently caused by improper diet). Following 4th loss on May 14 was diagnosed as having slight weakness in throwing arm . . . Skipped a start, began a weight program and won his next 3 starts all in complete games.

Was 8-4 in 14 starts from May 22 thru July 28 giving him 9-8 record. Went 5-6 the rest of the way to finish at .500.

1984: Although he missed last 6 starts due to broken left ring finger (see above under "Injuries"), was 2nd on staff in wins (15), shutouts (3) and tied for 2nd in complete games (10).

1983: Rebounded from injury-plagued '82 to lead the O's in wins (18), starts (36), innings (260, career-high), complete games (12) and compiled his best era (3.18).

Was 14-1 on the road and 4-6 at home (plus 1-0 on the road and 0-2 at home during post-season) . . . A string of 14 consecutive road victories over a 2-year period was snapped by Yankees on Sep. 9 (hadn't lost on road since Aug. 19, '82) . . . At season's end (including WS) he had won 16 of his last 17 road decisions . . . Conversely, did not win at home after July 30.

In 20 starts from May 28 thru Sep. 3, was 13-2 with 9 complete games and a 2.20 era (IP-152.2, ER-39) . . . Was 9-4 before the all-star break and 9-3 after . . . Was only O's starter who did not miss a turn.

Was named lefthander on AP's major league all-star team and was 6th in Cy Young vote . . . Gave up club-high 24 home runs . . . Did not throw a wild pitch all season.

1982: Suffered shoulder problems in 2nd half and had 2nd highest era of pro career (4.61), but also set personal high with 37 starts . . . Was 2-6 in 13 starts beginning Aug. 1, (6.83 era).

1981: Led O's starters in era (3.26) and tied for 2nd in A.L. in wins (13) . . . Selected to A.L. all-star team but did not pitch in game at Cleveland.

1980: Became 20-game winner for first (and only) time when he defeated Cleveland's **Len Barker** (also going for 20th win) on final day of season . . . Was 1-2 thru May 21 . . . Didn't make 1st start until Apr. 22 because of arm problems . . . O's were only staff in majors with two 20-game winners—**Steve Stone** (25-7).

1979: Recovered from sore elbow and an 0-2 record over the 1st 2 months to go 13-4 with a 2.94 era starting June 11 . . . Had A.L.'s best ratio of men on base to innings pitched +15 (IP-175, H-165, BB-22, HB-2) . . . Was named A.L. "player of week", Aug. 27-Sep. 3.

1978: In 1st year as regular starter, opened slowly with 0-3 record and 13.50 era thru Apr. 24 . . . After that was 15-10 with 2.74 era . . . Retired 1st 20 batters against K.C. on Aug. 20 before **Hal McRae** doubled with 2 out in 7th.

1977: Was 2-1 in 5 starts and 1-4 with 4 saves in 24 relief appearances . . . Earned 1st big league win as starter vs. Cleveland Apr. 20, then waited 4 months and 4 days for next victory, in relief vs. Chisox . . . Saved 2 games in one night at Toronto Sep. 14 to keep O's in pennant race (it was night before forfeited game).

1976: Made big league debut in relief on Sep. 19 at Cleveland after being recalled from Rochester . . . Made 1st start and absorbed 1st loss in majors on Sep. 29, losing to Milwaukee's **Jerry Augustine** at Memorial Stadium.

MINOR LEAGUES: Started '76 at Syracuse (Yankees) but came over to Rochester in mid-June after 10 player trade . . . Named top lefthander in International League after going 12-6 and leading league in shutouts (6).

Was Yankees' 1st pick in June '72 free agent draft . . . Went to spring training 4 straight years with Yankees at Ft. Lauderdale ('73-'76) but never spent a day on regular season roster.

159

SCOTT MCGREGOR (Cont.)

Led Eastern League in '73 and International League in '74 in complete games and innings.

AMATEUR BACKGROUND: Was a teammate of **George Brett** (whom he out-hit his senior year) at El Segundo High School where he was 51-5 with an 0.29 era (including 18-1 as a senior) in 4 seasons. . . . Also played basketball.

Played Little League, Babe Ruth and American Legion baseball. . . . His El Segundo team won Babe Ruth world championship in '69.

PERSONAL: Orioles' player representative. . . . Attended El Camino Jr. College. . . . Very active in Fellowship of Christian Athletes and has television program on the Christian Broadcasting Network.

Scott and his wife, the former **Cara Bell**, were married in Baltimore on Sep. 27, '76. . . . They have 3 children: **Eric Scott** (11/22/78), **Katherine Noel** (10/28/80), and **Scott Michael** (2/17/87).

33

EDDIE CLARENCE MURRAY

Born: Feb. 24, 1956

Height: 6'2"; **Weight:** 215

Bats: L-R; **Throws:** R

Position: First base

Birthplace/Residence: Born and raised in Los Angeles, CA. Now lives in Phoenix, MD and L.A.

Contract Status: Signed a five-year contract extending thru '91 season in Sep. '85.

Tenure: 10 years.

Signed Originally with: Orioles.



YEAR CLUB	AVG.	G	AB	R	H	2B	3B	HR	RBI	BB	SO	SB	CS	HP
1973 Bluefield-1	.287	50	188	34	54	6	0	11	32	19	46	6	1	2
1974 Miami	.289	131	460	64	133	29	7	12	63	58	85	4	3	5
Asheville	.286	2	7	1	2	2	0	0	2	1	1	0	0	0
1975 Asheville	.264	124	436	66	115	13	5	17	68	53	79	7	4	4
1976 Charlotte	.298	88	299	46	89	15	2	12	46	43	41	11	3	1
Rochester	.274	54	168	35	46	6	2	11	40	34	27	3	1	1
1977 Baltimore	.283	160	611	81	173	29	2	27	88	48	104	0	1	1
1978 Baltimore	.285	161	610	85	174	32	3	27	95	70	96	6	5	1
1979 Baltimore	.295	159	606	90	179	30	2	25	99	71	78	10	2	2
1980 Baltimore	.300	158	621	100	186	36	2	32	116	54	71	7	2	2
1981 Baltimore	.294	99	378	57	111	21	2	22	78	40	43	2	3	1
1982 Baltimore	.316	151	550	87	174	30	1	32	110	70	82	7	2	1
1983 Baltimore	.306	156	582	115	178	30	3	33	111	86	90	5	1	3
1984 Baltimore	.306	162	588	97	180	26	3	29	110	107	87	10	2	2
1985 Baltimore	.297	156	583	111	173	37	1	31	124	84	68	5	2	2
1986 Baltimore	.305	137	495	61	151	25	1	17	84	78	49	3	0	0

M.L. Totals .299 1499 5624 884 1679 296 20 275 1015 708 768 55 20 15

GWRBI: '79-14; '80-16; '81-10; '82-20; '83-17; '84-19; '85-15; '86-4. Total: 115.

*Led League *Tied for league lead

1—Selected by Orioles organization in June '73 free agent draft (3rd round regular phase). . . . Signed on 7/1/73.

League Championship Series Record

YEAR CLUB	AVG.	G	AB	R	H	2B	3B	HR	RBI	BB	SO	SB	CS	HP
1979 Bal. vs. Cal.	.417	4	12	3	5	0	0	1	5	5	2	0	0	0
1983 Bal. vs. Chi.	.267	4	15	5	4	0	0	1	3	3	3	1	0	0

L.C.S. Totals .333 8 27 8 9 0 0 2 8 8 5 1 0 0 0

World Series Record

YEAR CLUB	AVG.	G	AB	R	H	2B	3B	HR	RBI	BB	SO	SB	CS	HP
1979 Bal. vs. Pit.	.154	7	26	3	4	1	0	1	2	4	4	1	0	0
1983 Bal. vs. Phil.	.250	5	20	2	5	0	0	2	3	1	4	0	0	0

W.S. Totals .196 12 46 5 9 1 0 3 5 5 8 1 0 0 0

All-Star Game Record

YEAR CLUB	AVG.	G	AB	R	H	2B	3B	HR	RBI	BB	SO	SB	CS	HP
1978 A.L. at S.D.	.000	1	2	0	0	0	0	0	0	0	0	0	0	0
1981 A.L. at Cle.	.000	1	1	0	0	0	0	0	0	1	0	0	0	0
1982 A.L. at Mil.	.000	1	2	0	0	0	0	0	0	0	0	0	0	0
1983 A.L. at Chi.	.000	1	2	0	0	0	0	0	0	0	0	0	0	0
1984 A.L. at S.F.	.500	1	2	0	1	1	0	0	0	0	1	0	0	0
1985 A.L. at Min.	.000	1	3	0	0	0	0	0	0	0	0	0	0	0
1986 A.L. at Hou.	(selected at did not appear)													

A.S.G. Totals .100 5 10 0 1 1 0 0 0 1 1 0 0 0 0

160

Career Highs, Game: **Runs-4, twice**, (Sep. 18, '78 at Cle., and Apr. 10, '83 at Cle. ties club record); **Hits-5**, (Apr. 17, '82 at Chi. ties club record); **4, 18 times** (the latest May 18, '86 vs. Oak. at Bal.); **Home Runs-3, three times**, (Aug. 29, '79 at Min.; Sep. 14, '80 at Tor., Aug. 26, '85 at Cal., ties club record); **2, 11 times plus once in '83 WS**, (Latest reg. season Sep. 25, '86 at Mil.); **RBI-9**, (Aug. 26, '85 at Cal.); **7, twice**, (Aug. 29, '79 at Min. May 18, '86 vs. Oak. at Bal.); **6, twice**, (Aug. 16, '81 vs. Chi. at Bal.; June 19, '84 at Bos.); **5, 4 times**, (Sep. 19, '81 vs. Mil. at Bal.; Aug. 26, '82 vs. Tor. at Bal.; Sep. 18, '83 vs. Mil. at Bal.; Apr. 19, '86 vs. Tex. at Bal.).

Hitting Streaks: **22**, (Aug. 17 thru Sep. 10, '84); **19**, (Apr. 18 thru May 8, '79); **16**, (June 3 thru Sep. 19, '80); **15**, (Sep. 16 thru Oct. 1, '77); **14**, (July 8 thru 24, '79, and Apr. 5 thru 25, '82, 1st games of the season.).

Grand Slams: **14** (See page 15).

1986 SEASON SUMMARY

Eddie experienced his first frustrating season, as injuries forced his first-ever stint on the disabled list.

As a result, had career lows in games (137), ab (495), runs (61), hits (151), extra base hits (43), hr (17), rbi (84), and gwrbi (4).

Despite the injuries, led the club in batting (.305) for a record 6th time, and in rbi (84) for a record 7th straight year and 8th overall ('78 also).

Was 4th in A.L. in on-base pct. (.396, 578-229).

EARLY HOT STREAK: Starting Apr. 17, at Tor., had 12-game tear thru Apr. 30 in which he hit .395 (43-17) with 4 hr and 13 rbi. Received A.L. "Player of the Week" award for week of Apr. 14-20 (.360, 25-9, 3 hr, 10 rbi).

SAME TIME LAST YEAR: Thru May 15, was hitting .239 (117-28) with 5 hr and 17 rbi. In 1985 thru May 15, was hitting .238 with 4 hr and 17 rbi.

Starting May 16, batted .325 (378-123) with 12 hr and 67 rbi in 105 games.

HOT AGAIN: Had 15-game stretch (May 13-29) in which he hit .481 (54-26) with 2 hr and 19 rbi. A key game was May 18 at home vs. Oak. Was 4-for-5 with 7 rbi and hit 2nd grand slam of season (See "Grand Slams" below).

DISABLING INJURY: Pulled left hamstring muscle July 3 at Min. DH'd next 3 games (July 4-6), but aggravated pull July 6 and had to leave after 1 ab. Missed game July 7. Had played 230 straight games starting Apr. 23, '85.

Appeared as ph July 8-9. Went on 21-day disabled list July 17 retroactive to July 10, missing 24 games. Was his first time ever on d.l.

Thru July 9, was hitting .294 (289-85) with 11 hr and 52 rbi in 82 games.

RETURN: Resumed playing Aug. 7 and hit .320 (206-66) with 6 hr and 32 rbi in 55 games.

VS. THE BEST: Hit 2 hr off Cy Young and AL MVP winner **Roger Clemens** at home June 27 in 5-3 loss to Bos. **Robin Yount** was only other player to hit 2 hr in a game off **Clemens**.

Also hit 2 hr off Brewers' 20-game winner **Ted Higuera** Sep. 25 at Mil.

1986 AND MAJOR LEAGUE CAREER

AVERAGE: Has .299 lifetime avg., 4th best in club history. Has hit .300 or better 5 times, .294 or better 8 of 10 seasons, and has never hit below .283.

Led club in batting for a club record 6th time.

Home/Road: Hit club-high .310 at home and .300 on the road (2nd to **Beniquez** .323) in '86. His .30221 (2753-832) lifetime average at Memorial Stadium is 2nd best in Orioles history, trailing **Frank Robinson's** .305 (1380-421). **Tommy Davis** trails by a shade, .30215 (834-252). They are the only 3 Orioles with lifetime averages over .300 at Memorial Stadium.

O's "Triple Crown": Has led club in avg., hr, and rbi in one season 4 times ('81, '82, '84, '85). **Frank Robinson** achieved the distinction in '66 and '67, while **Gus Triandos** ('55), **Jim Gentile** ('61), and **Powell** ('63) earned the honor once each.

HOME RUNS: Has led club in hr 7 times, a club record. Has 275 lifetime, 2nd to **Powell** (303) in club history.

In Majors: In last 5 years (starting '82), ranks 4th (142) with **Parrish**, behind **Mike Schmidt** (181), **Dale Murphy** (174), and **Dave Kingman** (150). Close are **Armas** and **Evans** (141), **Rice** and **Winfield** (138), and **Cal Ripken** (133).

In last 6 years (starting '81), ranks 4th (164) behind **Schmidt** (212),

161

EDDIE MURRAY (Cont.)

Murphy (187), and Kingman (172). Close by are Evans and Armas (163), Rice (155), Parrish (152), and Winfield (151).

In the 1980's (7 years), is 4th (196) behind Schmidt (260), Murphy (220), and Armas (198). Close are Kingman (190), Evans (181), Rice and Jackson (179), Parrish (176), and Winfield (171).

AMERICAN LEAGUE HOME RUNS LEADERS LAST 5, 6, 7 YEARS (STARTING '80)

Last 5 Years	Last 6 Years	Last 7 Years
1. Eddie Murray 142	1. Eddie Murray 164	1. Tony Armas 198
Lance Parrish 142	2. Tony Armas 163	2. Eddie Murray 196
3. Tony Armas 141	Dwight Evans 163	3. Dwight Evans 181
Dwight Evans 141	4. Jim Rice 155	4. Jim Rice 179
5. Jim Rice 138	5. Lance Parrish 152	Reggie Jackson 179
Dave Winfield 138	6. Dave Winfield 151	6. Lance Parrish 176
7. Cal Ripken 133		

In His 10-Year Career: Ranks 2nd (275) in AL to Rice (303), and 4th in majors behind Schmidt (364), Rice, and Kingman (292). George Foster (269) and Jackson (267) are close.

At Home: Is just one hr shy (137) of Brooks Robinson's record (138) for most home runs hit at Memorial Stadium.

Among Switch-Hitters: Is 3rd on all-time hr list for switch-hitters (275) behind Mickey Mantle (536) and Reggie Smith (314). Ken Singleton (246) and Ted Simmons (238) follow. (See "Switch-Hitting" below).

Has had 4 30-hr seasons, one of only 3 to ever have multiple 30-hr seasons (Mantle-9, R. Smith-2).

Multi HR Games/HR From Both Sides: Had a pair of 2-hr games in '86, off Boston's Roger Clemens at Bal. June 27, and at Milwaukee off Ted Higuera Sep. 25.

Has had 11 2-hr games plus one Oct. 16, '83 in the WS at Philly.

In addition, has had three 3-hr games, most recently Aug. 26 '85 at Cal. Shares club mark with Powell for most hr in a game and most times hitting 3 hr in a game.

Has homered from both sides of plate 6 times, (most recently Aug. 26, '85 at Cal.) tied with Reggie Smith behind Mantle (10). Did it twice in '82, tying Mantle's major league mark.

20 or More 9 Straight Years: Set club mark with 9 straight 20-hr seasons. One of 11 in baseball history to start career that way. Eddie Matthews (14 straight) holds the mark.

Grand Slams: Hit 2 in '86 to extend club career record (14). Hit 1st Apr. 19 off Texas' Dave Rozema, and 2nd May 18 vs. Oakland's Jose Rijo. Hit both at home to extend his Memorial Stadium mark (9). Holds mark for most slams by a switch-hitter in baseball history.

LIFETIME GRAND SLAMS LEADERS

1 Lou Gehrig 23	5t Babe Ruth 16
2 Willie McCovey 18	5t Hank Aaron 16
3t Jimmy Foxx 17	5t Dave Kingman 16
3t Ted Williams 17	8t Eddie Murray 14
	8t Gil Hodges 14

RUNS BATTED IN: Led club in rbi for 7th straight year and 8th overall ('78 also), extending his own club records.

Major League Leader: Has more rbi (733) than any other big leaguer in the 1980's (7 years), followed by Schmidt (726), Rice (706), Winfield (695), and Cooper (670).

In the span of his 10-year career, has 1,015, trailing only Rice (1,089) and Schmidt (1,019). Winfield (1,002) and Foster (913) follow.

Ranks 3rd in club history behind Brooks Robinson (1,357) and Powell (1,063).

Has had 5 100-rbi seasons in his 10-year career, including 4 straight ('82-'85), both club records. Has averaged 102 rbi per year.

Switchers: In '80 he and Singleton (104) became only 2nd switch-hitting duo to drive in 100 runs apiece in last 50 years. Ted Simmons and Reggie Smith of the '74 Cards were the other pair. (See "Switch-Hitting" below).

GAME-WINNING RBI: Ranks 2nd (101) to Keith Hernandez (107) among major leaguers in gwrbi since stat became official in 1980. See box below.

Has 150 lifetime, 2nd in O's history to Brooks Robinson's 184.

MAJOR LEAGUE GWRBI LEADERS 1980 thru 1986

RANK	PLAYER	'86 CLUB	TOTAL '86	OVERALL TOTAL '80-'86		RANK	PLAYER	'86 CLUB	TOTAL '86	OVERALL TOTAL '80-'86	
				'86	'80-'86					'86	'80-'86
1	Hernandez, K.	NYM	13	107	107	12	Baines	CHWS	10	78	78
2	Murray, E.	BAL	4	101	101	13	Cooper, C.	MIL	6	75	75
3	Winfield, D.	NYN	6	93	93	14T	Clark, J.	STL	2	74	74
4T	Dawson, A.	MTL	7	86	86	14T	Oglive, B.	MIL	8	74	74
4T	Schmidt, M.	PHI	13	86	86	16T	Garvey, S.	SD	9	73	73
6	Carter, G.	NYM	16	85	161	18	Parker, D.	CIN	12	73	73
7	Murphy, Da.	ATL	12	83	83	18	Cruz, Jose	HST	12	71	71
8	Rice, J.	BOS	12	81	81	19	Decinces, D.	CAL	13	70	70
9T	Baylor, D.	BOS	13	80	80	20T	Foster, G.	NYM	5	69	69
9T	Brett, G.	KC	10	80	80	20T	Parrish, L.	DET	8	69	69
11	Simmons, T.	ATL	5	79	79	20T	Ripken, C.	BAL	15	69	69

MVP, SORT OF: Has never won the A.L. "MVP" Award, but has amassed more votes in the '80s than any other player. Total A.L. "MVP" votes (80-'86): (1) Murray-1088 . . . (2) Don Mattingly-738 . . . (3) George Brett-619 . . . (4) Rickey Henderson-572 . . . (5) Cecil Cooper-531.

IN THE CLUTCH: Batted club-high .363 (124-45) with men in scoring position in '86. In the last 8 years (starting '79), has hit .324 (1106-358). Lifetime has .307 mark (1417-435).

MOST VALUABLE ORIOLE: Has won the "MVO" a record 6 times, including 5 straight years ('81-'85). See page 24 for more details.

IRONMAN: Missed a career-high 25 games due to injury in '86. Had missed only 34 games in previous 9 years.

Still, has played in 96% of all Orioles games (1499 of 1558) in his 10-year career.

Played in 444 straight games Aug. 21, '77 thru July 13, '80, 3rd longest streak in club history (see page 172 for more details).

1ST HALF/2ND HALF: Hit .294 with 11 hr and 52 rbi in 1st half (thru July 9), then hit .320 with 6 hr and 32 rbi in 2nd half (starting Aug. 7).

MURRAY BY MONTH

1986 SEASON				MONTH	LIFETIME			
AVG.	AB-H	HR	RBI		AVG.	AB-H	HR	RBI
.267	75-20	4	13	APR.	.289	673-193	31	128
.337	89-30	3	24	MAY	.281	990-278	33	128
.265	102-27	4	15	JUNE	.295	951-281	47	147
.348	23-8	0	0	JULY	.301	838-252	48	159
.333	87-29	2	11	AUG.	.302	991-299	52	187
.311	119-37	4	21	SEP.-OCT.	.318	1181-376	64	227

Had best month ever in Apr. '82. Hit .441 (68-30). Best month for hr was June '78 (11). Most rbi in a month was 30, Sep. '80. Had 29 in July '85. See also "Great Endings" below.

SWITCH-HITTING: Had better avg. as a left-handed batter, but better hr frequency and slugging pct. as a right-hander. His career figures are just the opposite.

1986: Hit .306 (359-110) as lhb, .301 (136-41) as rhb. As lhb, hit hr every 33 ab (11 hr), while as rhb, hit one every 23 ab (6 hr). Had .451 slugging pct. (162 tb) as lhb, .493 (67 tb) as rhb.

Career: Has hit better as lhb 6 times in 10 years, including last 4. Has had better hr frequency as lhb 5 times. Has had better slugging pct. as lhb 6 times.

Lifetime Figures: As rhb: .300 avg. (1743-523), 82 hr, .501 slugging pct. (874 tb), 1/21.3 hr frequency. As lhb: .298 avg. (3881-1156), 193 hr, .507 slugging pct. (1966 tb), 1/20.1 hr frequency.

Record Holder: His 22-game hitting streak and his 25 int. walks in '84 are A.L. marks for a switch-hitter, as are his 14 career grand slams.

Natural Righty: Turned to switch-hitting in '75 and '76 while in minors. Cal Ripken, Sr. and Jim Schaffer were instrumental in assisting in the switch.

EAST VS. WEST: Again feasted on West pitching, batting over .300 vs 6 of the 7 clubs while hitting .333 overall. Hit .282 vs the East. See page 58 for more details.

Lifetime has fared better in avg. and rbi vs. West, but has hit more hr vs. East . . . Vs. West: .302 (2813-850), 133 hr, 527 rbi. Vs. East: .295 (2811-829), 142 hr, 488 rbi.

VS. OPPONENTS: See pp. 58, 36-50.

FIELDING: Holds club marks for putouts (1538, '84), assists (152, '85), total chances (1694, '84), fielding pct. (.997, '82), and double plays (158, '80).

EDDIE MURRAY (Cont.)

Has .99335 career fielding pct. (89 errors, and 13,386 tc). **Jim Spencer** holds A.L. mark (.99489).

Led A.L. 1st basemen in fielding in both '82 (.9971, 4e/1370 tc) and '81 (.999, 1e/991 tc). Had 113 straight errorless games from Sep. 7, '80 until he erred Sep. 21, '82.

Had led league in total chances twice ('78, '84) and been 2nd 4 times ('79, '80, '81, '83).

Gold Glove Award: Won 3 straight awards as American League's top defensive 1st baseman from '82 thru '84. Only **George Scott** (8) and **Vic Power** (7) have won more Gold Gloves among A.L. 1st sackers. Is only Oriole 1st baseman ever to win the award. (See "Gold Glove Award," page 24.)

Other Positions: Defensively has played 1b exclusively starting Apr. 10, '78. Played 3 games at 3rd in '78 and 3 in left field in '77.

ALL-STAR GAMES: Was an All-Star for the 6th straight year and 7th overall ('78 also), but did not play. See page 67 for more details.

GREAT ENDINGS: Has hit a combined .318 (1181-376) with 64 hr and 227 rbi in 311 Sep.-Oct. (reg. season) games. Has hit over .300 in this period in 8 of 10 big league seasons.

Had his career high rbi for any month (30) in Sep., '80, when he hit .342 with 4 hr. It is one of only 5 times an Oriole has driven in 30 runs in a month.

EJECTIONS: Has 6 career ejections, 2 in '79, one each in '81 and '82, and 2 in '83, most recently July 4 at Det. by **Mike Reilly**.

POST SEASON: Despite a modest .247 (73-18) composite avg. in post-season play, has hit 5 hr and driven in 13 runs in 20 games.

1983: Hit composite .257 (35-9) in 9 games. Started slowly and finished strong in each series.

ALCS: Was 0-for-8 thru 1st 2 games of ALCS (0-for-29 in last 7 post-season games), then crashed 3-run, 1st-inning hr off **Richard Dotson** in Game 3 at Comiskey Park, leading O's to 11-1 rout. Scored 4 runs to tie WS record. Was 3-for-5 in game 4.

WS: Was 2-for-16 thru 4 games, then dominated decisive 5th game, crushing 2 homers (a solo and 2-run shot, both off **Charles Hudson**) while going 3-for-4 to ice 5-0 victory. His 5 WS hits tied for club lead.

1979: Was leading hitter in ALCS, batting .417 (12-5) and reaching safely 10 of 17 appearances. Led in rbi (4) and hit 3-run hr off **Mark Clear** in game 2.

Reached 7 of 1st 8 appearances in WS, and hit hr off **Bert Blyleven** in game 2. However, was 0-for-21 in final 5 games.

PREVIOUS CAREER HIGHLIGHTS BY YEAR

1985: Was 2nd in A.L. (to **Mattingly**) with career high 124 rbi, and was among league leaders in avg. (10th), hr (6th), runs (3rd), tb (5th), doubles (8th), on-base pct. (5th), slugging pct. (4th), gwrbi (5th, tied with **Ripken**), extra-base hits (5th).

Led club in avg., hr, rbi, doubles, walks, slugging pct., on-base pct., and gwrbi (tied).

Hit at least 22 hr for 9th straight year, drove in 100+ for 5th time, and hit at least 30 hr for the 4th time. Won record 6th "Most Valuable Oriole" Award.

1984: Led A.L. and tied for M.L. lead in gwrbi (19) and on-base pct. (.410). Led majors with 107 walks and 25 intentional passes.

Was among league leaders in avg. (8th), hr (9th), rbi (5th), total bases (299, 9th), and slugging pct. (10th).

Led club in batting, hr, rbi, and slugging pct. Had 22-game hitting streak.

Played every inning of every game (**Ripken** was only other major leaguer to do so). Won record 5th "Most Valuable Oriole" award.

Hit .367 (49-18) with 9 hr and 22 rbi in 14 games on Japan Tour, including a 2-run shot Nov. 11 off **Hiromi Makihara** at Fukuoka's Heiwadai Stadium which completely cleared the stadium and travelled an estimated 600', one of the longest home runs in Japanese baseball history.

1983: Led club in hr and rbi, and tied for lead in gwrbi with **Ripken**. Finished 2nd to **Ripken** in close A.L. MVP vote (290 to 322).

Was among A.L. leaders in runs (2nd), slugging (3rd), gwrbi (3rd-tie), hr (4th), on base pct. (4th), total bases (4th), and rbi (5th).

1982: Led O's in avg., hr and rbi while setting club record with 20 gwrbi. Had best start ever, hitting .441 with 5 hr and 17 rbi in 18 games to earn "player of month" honors for April.

Hit .324 with 25 hr and 84 rbi in final 107 games. Was 3rd in A.L. in slugging (.549) and 4th in batting.

1981: Led A.L. with 78 rbi and tied for hr lead (22). Tied for m.l. lead in grand slams (2) and was among league leaders in slugging (2nd, .534) and total bases (5th, 202).

Hit .331 with 14 hr and 52 rbi in 50 games after play resumed in August.

1980: Hit .300 for 1st time and set career highs in runs, hits, hr, rbi, and doubles. Was 5th in A.L. and led O's in hr and rbi. Hit .325 with 20 hr and 67 rbi in 80 games in 2nd half.

1979: Led club in batting with .29537 avg., edging **Ken Singleton** (.29473) on last day of season. Had 19-game hitting streak.

1978: Led club in runs, hits, and rbi. Finished 2nd to A.L. "MVP" **Jim Rice** in total bases (293 to 406). Was one of 3 in A.L. to play every game.

1977: Was 4th Oriole to win BBWAA "Rookie of the Year" award. Tied **Lee May** for club hr lead (27, a record for an Oriole rookie broken by **Cal Ripken** in '82).

EARLY CAREER: Was originally signed by **Ray Poitevint** and **Willie Moore**. Named to all-star team in Appalachian League ('73), Florida State League ('74), and Southern League ('75) while leading his club in hr each of those years. Also led O's minor league system in '76 while splitting the year between Charlotte and Rochester.

AMATEUR BACKGROUND: Starred in both baseball and basketball at Locke High School in Los Angeles (graduated '73). Played 1st base and pitched (was 7-1 as a senior) and was center on basketball team.

Played on same team with 4 major leaguers in high school: **Gary Alexander** (graduated '71), former Giant **Rich Murray** (his younger brother, graduated '74), Cardinals' shortstop **Ozzie Smith**, and former Twin **Darrell Jackson** (both '73 grads). Served as tri-captain with **Smith** and **Jackson** senior year. Played Little League, Babe Ruth, and Connie Mack baseball.

PERSONAL: One of 12 children. Has 4 brothers, all of whom have played pro baseball. The youngest brother, **Richard**, played 1st base in the Giants' and Royals' systems before retiring after the '85 season. Saw action with Giants in '80 and '83.

Older brothers **Venice** and **Leon** (also 1st basemen) played in Giants system. The eldest, **Charles**, an outfielder, hit 37 hr and had 119 rbi in California League in '64. Retired after reaching AAA level in Houston organization.

Charity: Has extensively contributed to the community, and earned the Orioles' nominations for the '84 and '85 Roberto Clemente Awards, given annually by Major League Baseball to the player who best exemplifies the game on and off the field.

"Carrie Murray Outdoor Educational Campus": Made extremely generous contribution to the City of Baltimore Aug. 13, '85 to fund an Outward Bound Camp program in Baltimore's Leakin Park honoring his late mother.

The goal of the project is to offer every school child in Baltimore City the opportunity to participate in the camp. The program stresses personal challenge, self-control, inter-group relations, and outdoor camping experience.

Other Contributions: Has also been involved in charitable activities with United Cerebral Palsy, Sickle Cell Anemia, American Red Cross, United Way, Johns Hopkins Children's Center, New Holiness Refuge Church, and the Park Heights Academy, which dedicated a classroom in his honor.

For the past 7 seasons has sponsored "Project 33," in which he has purchased 50 upper box seats for every Orioles home game and distributed them to underprivileged youngsters. Is part of the "Take Me Out to the Ballgame" program administered by the City's Department of Human Resources.

During the last 7 years has visited Baltimore schools, working in association with the Department of Education to impress upon youngsters at all grade levels the importance of discipline and staying in school.

Miscellaneous: Splits his winters between Baltimore and Los Angeles. Owns homes in both areas. Attended California State University in L.A. ... Single.


Born: Oct. 14, 1962
Height: 6'0"; **Weight:** 184
Bats, R; Throws, R
Position: Catcher

Birthplace/Residence: Born in Los Angeles, CA... Grew up and resides in Compton, CA.

Contract Status: Signed thru '87.

Tenure: 31 days.

Signed Originally with: Orioles.



YEAR CLUB	AVG.	G	AB	R	H	2B	3B	HR	RBI	BB	SO	SB	CS	HP
1980 Bluefield—1	.212	37	85	24	18	2	2	0	10	18	12	4	1	3
1981 Miami	.194	16	31	1	6	0	0	0	3	3	5	0	0	0
Hagerstown	.272	38	81	8	22	4	0	1	6	12	19	3	4	0
1982 Macon	.214	84	257	33	55	10	2	0	30	27	50	7	1	2
1983 San Jose	.204	54	152	16	31	4	0	1	12	21	42	2	0	3
Newark	.290	66	217	40	63	14	0	5	26	36	59	4	3	4
1984 San Jose	.198	58	187	18	37	5	1	0	11	35	43	1	1	1
Redwood	.252	63	202	35	51	9	1	4	33	19	38	8	1	3
1985 Charlotte	.236	115	331	45	78	11	2	2	37	48	53	7	4	9
1986 Charlotte	.269	118	439	63	118	26	1	14	72	61	74	8	2	8
Baltimore	.000	5	5	0	0	0	0	0	0	1	4	0	0	0
Pro Totals	.241	654	1987	283	479	85	9	27	240	281	399	44	17	33

1—Selected by Orioles organization in June '80 free agent draft (4th round, Baltimore's 5th selection, regular phase) ... Signed 6/19/80.

1986 SEASON SUMMARY

BALTIMORE: Recalled by Orioles from Charlotte Sep. 5 and made major league debut at Detroit Sep. 14 in one of 2 starts he made with O's.

CHARLOTTE: Led Southern League catchers in total chances (818), putouts (693) and assists (110) ... Had the league's 3rd best caught stealing efficiency throwing out a league high 72 of 146 attempted base stealers (.493).

Had his best offensive year with career-highs in runs (63), hits (118), doubles (26), home runs (14), rbi (72) and extra base hits (41).

Was homer-less the first 21 games of the season, but finished with career-high 14 ... Best month was May when he batted .307 (88-27) with 7 home runs and 21 rbi in 25 games ... Hit 2nd grand slam of minor league career May 25 at Huntsville ... Two days later hit 2 homers at Knoxville.

PREVIOUS CAREER HIGHLIGHTS

MINOR LEAGUE CAREER: Has spent 7 seasons in the O's system (all coming before his 24th birthday) and despite promotion to major league club last year, has not played AAA ball ... In '85, caught 98 games and was in the outfield for 12 (with 4 assists) ... Batted .357 (42-15) vs. Knoxville, but only .218 (289-63) against everyone else.

Spent all of '84 in the California League, 1st half with San Jose then was loaned to Redwood for the remainder of season ... Led the league's catchers in games (119), putouts (769), assists (112) and total chances (897).

In '83, he spent the 1st 2 months of the season at San Jose, but was assigned to Newark in June and named to the NY-Penn post-season all-star team ... Led the league's catchers in assists with 47 in 49 games.

AMATEUR BACKGROUND: Played baseball at Compton (CA) High School before graduating in '80 ... Was all-city in '80 and team "mvp" in '79 ... Although drafted by the O's as a catcher, played shortstop the last 2 years of high school ... Participated in Babe Ruth and Little League programs.

PERSONAL: Has 6 brothers and 3 sisters, all of whom are athletes ... Hobbies: football and basketball ... Single.

BEST LONG STRETCH

The best record the O's have ever compiled in a stretch of 30 or more games is 26-4 between Sep. 8 and Oct. 15, '70. It included a 19-3 run at the end of the regular season and 7-1 in post-season (playoffs, world series).


Born: Sep. 20, 1962
Height: 6'1"; **Weight:** 190
Bats, L; Throws, R
Position: First base—Outfield

Birthplace/Residence: Born in Rochester, NY ... Grew up in DeLand, FL and Newville, AL. Currently resides in Newville, AL.

Contract Status: Signed thru '87.

Tenure: None.

Signed Originally with: Orioles.



YEAR CLUB	AVG.	G	AB	R	H	2B	3B	HR	RBI	BB	SO	SB	CS	HP
1984 Bluefield—1	.308	34	117	23	36	5	2	5	20	19	22	1	0	4
Newark	.373	20	67	15	25	6	1	5	26	8	13	0	0	1
1985 Hagerstown	.277	136	483	56	134	20	4	7	70	74	73	11	8	3
1986 Charlotte	.324	127	469	77	152	22	7	22	96	79	66	1	6	3
Pro Totals	.305	317	1136	171	347	53	14	39	212	180	174	13	14	11

1—Selected by Orioles organization in June '84 free agent draft (7th round).

1986 SEASON SUMMARY

Finished 3rd in the Southern League in batting with Charlotte club record .324 ... Was 3rd in the SL in slugging (.542), 6th in on-base percentage (.419) and tied for 4th in triples ... Also received a league-high 9 intentional walks and led club in hits (152) and extra-base hits (51).

Reached base via hit or walk in 114 of 125 starts ... Finished with 47 multi-hit games ... Had two 2-homer games: June 14 vs. Huntsville and Aug. 20 vs. Jacksonville ... Also hit grand slam at Birmingham June 30 ... At Orlando June 8, he had a double, triple, homer and 7 rbi including the game-winner in O's 10-8 win.

Never went below .300 after the 8th game of the season ... Best stretch was 44 games between June 1 and July 27 when he batted .381 (181-69) ... Was batting .345 as late as Aug. 8, but went 15-for-72 (.208) the rest of the season making his final mark of .324, his lowest point since June 25.

Named to the SL all-star team as a utility player ... Played 67 games at 1st base, 51 games at DH, 7 in the outfield and one at 3rd base.

PREVIOUS CAREER HIGHLIGHTS

1985: Named 1st baseman on Carolina League all-star team ... Ranked 4th in the league in hits (134) and rbi (70), 5th in total bases (183) and 8th in batting (.277).

1984: Impressive rookie season, hitting for a combined .332 mark at Bluefield and Newark with 10 home runs and 46 rbi in 54 games.

AMATEUR BACKGROUND: Attended the University of Mississippi for 2 years ('83-'84) where he played under former Yankee catcher **Jake Gibbs** ... Named the Rebel's "mvp" as a senior with .354 average, 10 doubles, 7 triples and 9 home runs ... Also attended Wallace C.C. for 2 years ... Earned 4 letters each in basketball and baseball at Headland High School in Dothan, AL ... Played on Dothan American Legion team which won state titles in consecutive years.

PERSONAL: Has 4 older brothers ... Enjoys salt water fishing and golf ... Married the former **Linda Whiddon** on Sep. 6, '86.

BIRDS' FIRST GAME IN BALTIMORE IN '54

The modern American League Orioles made their Baltimore debut in Memorial Stadium on Apr. 15, 1954 before a crowd of 46,354 including Vice President Richard M. Nixon who threw out the first ball. Behind the seven hit pitching of Bob Turley who fanned nine, the Orioles of Jimmy Dykes defeated Paul Richards' White Sox, 3-1, in Baltimore's first American League game in 52 years. Chico Carrasquel, the Chicago shortstop, was the first to bat in the new stadium and singled off Turley.

Clint Courtney won the distinction of hitting the first home run in the brand new stadium (built on the site of the previous municipally owned ballpark used by the International League O's). It was a bases empty blast off Virgil Trucks who also yielded a solo homer to Vern Stephens in the fourth and was the losing pitcher.

The Birds' starting lineup in that game was: Bobby Young, 2b; Eddie Waitkus, 1b; Gil Coan, cf; Vic Wertz, rf; Sam Mele, lf; Stephens, 3b; Billy Hunter, ss; Courtney, c and Turley, p.

FLOYD KINNARD RAYFORD

Born: July 27, 1957

Height: 5'10"; **Weight:** 220

Bats, R; Throws, R

Position: Third base-Catcher

Birthplace/Residence: Born in Memphis, TN

... Grew up in Los Angeles, CA ... Now lives in Cockeysville, Baltimore County.

Contract Status: Signed thru '87.

Tenure: 4 years, 137 days.

Signed Originally with: California.



YEAR CLUB	AVG.	G	AB	R	H	2B	3B	HR	RBI	BB	SO	SB	CS	HP
1975 Idaho Falls—1	.283	*72	272	43	77	12	5	2	43	23	56	24	5	2
1976 Salinas	.273	125	462	73	126	19	6	5	67	41	85	17	3	5
1977 Salinas	.259	51	205	37	53	7	3	6	39	25	35	9	3	2
El Paso	.297	79	320	65	95	17	3	11	60	33	60	4	3	7
1978 El Paso	.313	126	483	78	151	36	2	17	87	39	81	8	2	2
1979 Salt Lake City—2	.294	135	551	98	162	28	6	13	80	57	105	18	5	2
1980 Baltimore	.222	8	18	1	4	0	0	0	1	0	5	0	0	0
Rochester	.230	107	387	51	89	22	0	9	46	24	87	5	2	3
1981 Rochester	.248	96	311	50	77	18	2	11	45	34	86	2	3	6
1982 Baltimore	.132	34	53	7	7	0	0	3	5	6	14	0	1	0
Rochester	.250	3	12	1	3	0	0	1	2	0	2	0	1	0
1983 Rochester—3	.361	43	144	24	52	16	1	2	38	16	31	0	1	0
St. Louis—4,5	.212	56	104	5	22	4	0	3	14	10	27	1	0	0
1984 Rochester	.056	7	18	1	1	0	0	1	1	3	1	0	0	0
Baltimore	.256	86	250	24	64	14	0	4	27	12	51	0	3	3
1985 Baltimore	.306	105	359	55	110	21	1	18	48	10	69	3	1	0
1986 Baltimore	.176	81	210	15	37	4	0	8	19	15	50	0	0	0
Rochester—6	.285	38	137	17	39	11	0	4	17	18	23	1	0	1
A.L. Totals	.249	314	890	102	222	39	1	33	100	43	189	3	4	3
N.L. Totals	.212	56	104	5	22	4	0	3	14	10	27	1	0	0
M.L. Totals	.245	370	994	107	244	43	1	36	114	53	216	4	5	3

GWRBI: '80-Bal.-0; '82-Bal.-1; '83-St.L.-2; '84-Bal.-3; '86-Bal.-2. Total: 11.

*Led League

1—Selected by California Angels' organization in June '75 free agent draft (4th round, regular phase). Signed on 6/24/75.

2—Acquired by Orioles from California in deal for outfielder Larry Harlow on 6/5/79. Remained with Salt Lake City (PCL) on 24 hour recall.

3—Acquired by St. Louis Cardinals from Baltimore for player to be named later on 6/13/83. Outfielder Tito Landrum sent from St. Louis to Baltimore to complete deal on 8/30/83.

4—Contract purchased from St. Louis for an undisclosed amount of cash on 3/30/84. Assigned outright to Rochester.

5—Contract purchased from Rochester on 4/19/84.

6—On rehabilitation assignment, Apr. 19–21, 1986.

Career Highs, Game: **Runs-3, twice**, (June 29, '85 at Bos. and July 26, '85 at Chi.); **Hits-4, 3 times**, (the latest June 29, '85 at Bos.); **RBI-4**, (June 29, '85 at Bos.); **3, 4 times**, (the latest Sep. 9, '86 vs. Bos. at Bal.)

Hitting Streaks: **10**, (Aug. 23 thru Sep. 2, '85); **6, twice**, (the latest Aug. 10 thru 15, '85).

Grand Slams: None.

1986 AND MAJOR LEAGUE CAREER

His '86 average of .176 (210-37) represented a decline of 130 points from '85, the biggest decrease in average in the A.L. (min. 100 ab's) ... Was the largest plunge ever by an Oriole over 2 seasons (min. 100 ab's) ... Finished 88 points below his major league average prior to last year ... His extra-base hits fell from 40 to 12 and slugging percentage from .521 to .310.

Had 3 stints at Rochester ... Chipped bone in left thumb in exhibition game vs. Yankees on March 28 ... Was on 15-day disabled list, Apr. 5 thru 21, including rehabilitation assignment at Rochester the last 3 days.

Returned to O's on Apr. 21 (after missing 1st 12 games) and that night in Cleveland made 4 errors at 3rd base ... Set club record for most errors in a game and tied A.L. record for most by a 3rd baseman.

Average fell below .200 after his 5th game (Apr. 26) and stayed there the rest of the season ... Reached a low of .122 (82-10) on June 5 ... Went 0-for-29 from May 15 thru June 5.

Was hitting .154 (104-16) with 1 home run, 5 rbi in 37 games when re-assigned to Rochester ... Recalled July 6, but was 2-for-22 (.091) in 9 games

with O's and went back to Rochester again on July 24 with **Alan Wiggins** and **Mike Young**.

Re-joined Orioles on Aug. 21 and batted .226 (84-19) with 6 homers and 13 rbi in last 32 games ... Hit 6 home runs in 16 games (42 ab's), Sep. 7–25.

Caught 10 games and was at 3rd base in 72, one of 10 Orioles to man that position.

ROCHESTER: Batted only .226 (62-14) during 1st 2 stints at Rochester but hit .333 (75-25) during his final stay (July 29–Aug. 20) while hitting safely in 17 of 20 games.

MISCELLANEOUS: Hit 6 of his 8 homers in September giving him 14 after Sep. 1 over the past 2 years combined ... Had only 5 multi-hit games in 63 starts after getting 31 multi-hit games in 88 starts in '85.

RAYFORD BY MONTH

1986 SEASON					LIFETIME			
AVG.	AB- H	HR	RBI	MONTH	AVG.	AB- H	HR	RBI
.280	25- 7	1	2	APR.	.203	59-12	1	5
.094	53- 5	0	3	MAY	.179	112-20	2	14
.231	26- 6	0	0	JUNE	.305	141-43	3	15
.091	22- 2	1	1	JULY	.244	234-57	10	23
.185	27- 5	0	3	AUG.	.263	203-52	6	22
.246	57-14	6	10	SEP.-OCT.	.253	245-62	14	35

FIELDING: Made 58 starts at 3rd and 5 as catcher ... Fielding average at 3rd was .912 (TC-170, E-15) giving him lifetime mark of .933 (TC-564, E-38) in 203 games. Behind the plate, opposing runners were successful on all 3 base stealing attempts ... Lifetime has thrown out 16 of 80 base stealers for a .200 success rate.

Had caught only 2 major league games prior to '84, both as a defensive replacement in Sep. '82. ... Made 66 appearances behind the plate (49 starts) in '84 and appeared in 29 (22 starts) in '85.

Also played one game at 2nd for the O's in '80 ... During minor league career, played every infield position and some outfield ... Originally signed by California Angels as a catcher, but was converted to infield ... Began catching with Rochester in '81.

OPPONENTS: See Individual Hitting vs. Each Opponent (page 59) ... See also Vs. Boston (page 38), and Vs. Toronto (49).

PREVIOUS CAREER HIGHLIGHTS

1985: An infrequent starter throughout his big league career, he was moved into the starting lineup on July 19 and started 70 of the last 75 games ... Led the O's in batting (.306) ... Average was below .300 only 3 days after May 1.

Played in career-high 105 games and produced more runs (55), hits (110), doubles (21), triples (1), home runs (18) and rbi (48) than he had in previous 184 big league games.

Had made only 107 starts in parts of 1st 4 years of career, but made 88 starts in '85 ... Was the O's leading hitter during a 16-8 surge from Aug. 10 thru Sep. 4 with a .354 (99-35) average, including career-high 10 game hitting streak.

Hit 15 home runs in last 65 games beginning July 29, after hitting only 3 in previous 77 games ... Homered in 2 consecutive games 4 times during the 2nd half ... Homered in 3 straight games twice ... Had consecutive game-winning home runs vs. Boston on Sep. 12 & 13.

Walked only 10 times in 372 plate appearances (1/37.2 times up) ... In the A.L., only Toronto's Chicago's **Ozzie Guillen** (1/42.7) and Toronto's **Damaso Garcia** (1/41.8) were harder to walk.

Led O's with .322 (177-57) average at home and a .333 (141-47) vs. lefthanders ... Hit over .400 against 3 clubs (Boston .405, Seattle .417 and Toronto .429).

1984: Began spring training with St. Louis but contract was purchased by Rochester before season started ... Was promoted from Rochester to Orioles on Apr. 19 replacing injured **Dan Ford**.

Made his 1st major league start behind the plate on Apr. 20 vs. Minnesota ... Was the club's leading hitter in June with a .364 (55-20) mark ... Had 17-for-32 (.531) hot streak from June 12 thru 25.

Became only the 2nd Oriole catcher to hit leadoff and 1st since **Curt Blefary** (Apr. 17–19, '68) when he batted 1st vs. Texas on July 30 ... Voted "Most Outstanding New Oriole" by "Oriole Advocates".

FLOYD RAYFORD (Cont.)

1983: Was leading the International League in hitting (.361) while at Rochester when traded to St. Louis on June 13 . . . Spent the rest of the season with Cardinals starting 25 games at 3rd base.

Hit .192 (26-5) as a pinch-hitter but tied for club lead in pinch-homers (2) and rbi (5) . . . Hit 9th inning game-winning homer on July 14 at San Francisco.

1982: After making the O's as a non-roster player in the spring, was with the club for all but 10 days of the season . . . Started 8 consecutive games from July 1 thru 8, but otherwise made just 7 other starts all season . . . Homered off Oakland's **Bob Owchinko** in bottom of 13th inning to give O's "sudden death" 5-4 win.

1980-81: In '80, batted .349 (23-8) in 1st 14 exhibition games for the O's including a 4-for-4 with 3 rbi vs. the Yankees at New Orleans on Mar. 16 . . . That effort won him trip home with the Birds.

Appeared in only 7 games with Baltimore going 2-for-14 (.143) before being optioned to Rochester on May 7 . . . Made his big league debut vs. K.C. on Apr. 17 at 3rd base . . . His 1st hit was a bunt single also vs. K.C. (**Paul Splittorff**) on Apr. 27 . . . Returned to O's on Sep. 1, but appeared in only one game that final month.

Led International League 3rd baseman in pct. (.942) in 96 games . . . Also saw action at 1st, 2nd, ss, and catcher.

In '81, spent all season with Rochester splitting time between 3rd base and catcher.

1979: Remained with Salt Lake City all year on 24-hour recall despite trade to Orioles organization on June 5 . . . Named Salt Lake City's "mvp" . . . Recalled by O's on Sep. 1, but didn't report because of a leg injury . . . Led PCL 3rd basemen in fielding (.957) . . . Played at Caguas in Puerto Rican League that winter.

EARLY CAREER: Was signed for California by **Larry Himes** . . . His best year was '78 at El Paso where he hit .313, was 2nd in the Texas League in doubles (36) and led in chances at 3rd base (325) as well as putouts and assists.

Started '77 in California League but was promoted to El Paso in May . . . Was all-star 3rd baseman in California League in '76.

AMATEUR BACKGROUND: Played 3 seasons of baseball at Manual Arts High (**Paul Blair's** alma mater) in Los Angeles . . . Was all-city pick twice and league "mvp" as a senior . . . Played Little League and Babe Ruth League baseball.

PERSONAL: Floyd and his wife, the former **Susan Sohn**, have one child, **Christina Lindsay** (5/27/86) . . . His hobbies include electric trains and slot cars.

8 CALVIN (CAL) E. RIPKEN JR.

Born: Aug. 24, 1960
Height: 6'4"; **Weight:** 218
Bats, R; Throws, R
Position: Shortstop

Birthplace/Residence: Born in Havre de Grace, MD, but grew up in nearby Aberdeen . . . Now resides in Reisterstown, Baltimore County.

Contract Status: Signed four-year contract extending thru '87 in Feb. '84.

Tenure: 5 years, 57 days.

Signed Originally with: Orioles.



YEAR CLUB	AVG.	G	AB	R	H	2B	3B	HR	RBI	BB	SO	SB	CS	HP
1978 Bluefield-1	.264	63	239	27	63	7	1	0	24	24	46	1	1	2
1979 Miami	.303	105	393	51	119	*28	1	5	54	31	64	4	3	1
Charlotte	.180	17	61	6	11	0	1	3	8	3	13	1	0	0
1980 Charlotte	.276	*144	522	91	144	28	5	25	78	77	81	4	2	3
1981 Rochester	.288	114	437	74	126	31	4	23	75	66	85	0	2	2
Baltimore	.128	23	39	1	5	0	0	0	0	1	8	0	0	0
1982 Baltimore	.264	160	598	90	158	32	5	28	93	46	95	3	3	3
1983 Baltimore	.318	*162	*663	*121	*211	*47	2	27	102	58	97	0	4	0
1984 Baltimore	.304	*162	641	103	195	37	7	27	86	71	89	2	1	2
1985 Baltimore	.282	161	642	116	181	32	5	26	110	67	68	2	3	1
1986 Baltimore	.282	162	627	98	177	35	1	25	81	70	60	4	2	4

M.L. Totals .289 830 3210 529 927 183 20 133 472 313 417 11 13 10

GWRB: '80-5; '81-Roch.-11; Bal.-0; '82-11; '83-17; '84-11; '85-15; '86-15. Total: 69.

*Led League *Tied for league lead

1-Selected by Orioles organization in June '78 free agent draft (2nd round, Baltimore's 4th selection, regular phase) . . . Signed by Dick Bowie on 6/13/78.

League Championship Series Record

YEAR CLUB	AVG.	G	AB	R	H	2B	3B	HR	RBI	BB	SO	SB	CS	HP
1983 Bal. vs. Chi.	.400	4	15	5	6	2	0	0	1	2	3	0	0	1

World Series Record

YEAR CLUB	AVG.	G	AB	R	H	2B	3B	HR	RBI	BB	SO	SB	CS	HP
1983 Bal. vs. Phil.	.167	5	18	2	3	0	0	0	1	3	4	0	0	0

All-Star Game Record

YEAR CLUB	AVG.	G	AB	R	H	2B	3B	HR	RBI	BB	SO	SB	CS	HP
1983 A.L. at Chi.	.000	1	0	0	0	0	0	0	0	1	0	0	0	0
1984 A.L. at S.F.	.000	1	3	0	0	0	0	0	0	0	0	0	0	0
1985 A.L. at Min.	.333	1	3	0	1	0	0	0	0	0	0	0	0	0
1986 A.L. at Hou.	.000	1	4	0	0	0	0	0	0	0	2	0	0	0
All-Star Totals	.100	4	10	0	1	0	0	0	0	1	2	0	0	0

Career Highs, Game: **Runs-3, 15 times** (latest July 4, '86 at Min.); **Hits-5, 3 times**, all on road (latest May 5, '85 at Min.); **4, 10 times** (latest July 7, '86 at K.C.); **HR-2, 7 times** (latest Sep. 16, '85 at Det.); **RBI-6** (Sep. 2, '85 vs. Oak. at Bal.); **5** (June 15, '83 at Mil.).

Hitting Streaks: 17, twice (Aug. 23 thru Sep. 10², '85 and June 5 thru 21, '86).

Grand Slams: 2 (see page 15).

Is tallest ever to play shortstop regularly in the majors. **Ray Busse** (Houston, '71-'74), **Enos Cabell & Jamie Quirk**, are among 7 others at 6'4" who have played some shortstop. The tallest, at 6'6", was **Parson (Beacon) Nicholson** who played 10 games at short in the N.L. for Washington in '95 (Source: Baseball Encyclopedia).

1986 SEASON SUMMARY

In his 5th full season, he extended his consecutive games streak to 765 (10th longest all time) and his consecutive innings string to 6,937 (longest all time) . . . See details under "Ironman" below.

It was the 4th straight season he has led major league shortstops in: home runs (25), rbi (81), runs (98), and slugging pct. (.461) and, for the 3rd time in 4 years, in assists (482) . . . Finished 2nd by .001 in fielding pct (.982 to .983) to Toronto's **Tony Fernandez** . . . See "Fielding" below.

Tied for the A.L. lead in gwrbi (15) with Toronto's **George Bell** and the Yankees' **Don Mattingly**. He led the O's in at least 8 categories: at bats, runs, hits, doubles, homers, total bases (289), and in tying & go-ahead rbi (33).

Over the last 4 years, he has led A.L. in extra base hits and ranks 2nd in majors: **Dale Murphy**, Atl. (276); **Ripken** (271); **Mattingly**, NYY (264); **Schmidt**, Pha. (258); **Rice**, Bos. (245).

In that same span, starting '83, he is 3rd in A.L. in doubles with 151 behind: **Boggs**, Bos. (164) and **Mattingly** (160).

JAPAN TRIP(S): Made his 2nd trip to Japan last fall with a U.S. Major League All-Star Team that went 6-1 against a team of all-stars from Japan's Central and Pacific Leagues . . . Cal led the team in hitting (.500, 14-7, 2bh-2, hr-2, rbi-6) while splitting shortstop duties with the Cardinals' **Ozzie Smith**.

Pirates' catcher **Tony Pena** was elected "mvp" after catching all but 6 innings on the tour (the only other catcher was **Rich Gedman** who was injured early on the trip). Blue Jays outfielder **Jesse Barfield** led the Americans with 4 homers and 9 rbi while batting .450 (20-9).

Cal accompanied the Orioles on a 14-game trip in '84 and batted .315 (54-17) with 4 homers and 9 rbi as the O's went 8-5-1.

CAL RIPKEN JR. (Cont.)

ORIOLES TOP 10: Already ranks 2nd in games played at shortstop for the O's (793), having passed **Luis Aparicio** (713) in '86. **Mark Belanger** played in 1897 games at that position for the O's.

Also ranks in top 10 in following 10 categories: **runs** (529-9th), **hits** (927-9th), **doubles** (183-9th), **triples** (20-8th tie), **home runs** (133-7th), **total bases** (1549-9th), **rbi** (472-9th), **gwrbi** (69-7th), **extra base hits** (336-7th), and **batting average** (.289, 7th). See "Orioles Career Batting Leaders" (page 8).

ODDS AND ENDS: Had a career high tying 17 game batting streak in June and finished the season with a 9 game string in tact. His club record string of 3 consecutive 100 runs seasons ended when he fell two short of the century mark.

Reached a late-season high of .307 on July 27 and a late-season low of .275 on Sep. 25. Stole 2 of his 4 bases in one inning, at Oakland on Aug. 28 (2nd game) with **Bill Krueger** on the mound. **Lee Lacy** stole home and **Juan Beniquez** also swiped a base in that same canto.

Was 2nd in O's "mvp" vote behind **Don Aase**. Was 1st, other than **Eddie Murray**, to lead club in homers since **Ken Singleton** in '79. **Eddie** had led for 6 straight years.

1986 AND MAJOR LEAGUE CAREER HIGHLIGHTS

IRONMAN-GAMES: His 765 game string began May 30, '82 (better than 4-1/2 seasons ago), the day after he sat out the 2nd game of a doubleheader vs. Toronto at Baltimore (**Floyd Rayford** subbed for him at 3rd base).

It has been the longest active streak in the majors since **Dale Murphy** sat out a game last July 9, snapping his skein at 740. Ironically, **Murphy** missed only that one game all year so has played in 817 of the last 818 Braves games.

TOP 10 CONSECUTIVE GAME STREAKS ALL TIME

1.—2,130 ... Lou Gehrig	6.—895 ... Stan Musial
2.—1,307 ... Everett Scott	7.—829 ... Eddie Yost
3.—1,207 ... Steve Garvey	8.—822 ... Gus Suhr
4.—1,117 ... Billy Williams	9.—798 ... Nellie Fox
5.—1,103 ... Joe Sewell	10.—765 ... Cal Ripken

The 3 longest previous streaks in O's history were by: **Brooks Robinson** (463), **Eddie Murray** (444), and **Billy Gardner** (361).

IRONMAN-INNINGS: His string of 6,937 consecutive innings is believed to be the longest streak of its kind in major league history. It started on June 5, '82 at Minnesota (6 days and 5 games after the start of his consecutive games streak). The day before, June 4, **Jim Dwyer** had pinch-hit for him in the 9th inning, also at Minny. The 82 post-season innings he played in '83 are **NOT** included in the figures above.

At the time, both the games and innings strings began, he was playing 3rd base. He moved to shortstop July 1, '82. Thus, since that transition, he has not missed as much as a play at short.

Baseball researcher **L. Robert Davids** opines that Rip has erased the records of a couple of former Carmine Hose, who played in Boston in the early 1900s, the venerable **Buck Freeman** and **Candy LaChance**.

Freeman, a 1st baseman, played every inning over some 534 games (July 28, '01 to June 5, '05), and **LaChance**, an outfielder, didn't miss an inning in '02-'03-'04, extending his string to 424 games before sitting down on Apr. 28, '05. Both players, incidentally, were originally signed for the Red Sox by **Ed Kenney**.

Rip is the 1st big leaguer to have played in every inning for at least 2 consecutive years since **Rudy York** of the Tigers in '40 & '41. That's the same man who once nearly burned down the old Kenmore Hotel in Boston while smoking in bed.

In addition to Ripken, **LaChance & Freeman**, only one other major league player has not missed an inning in 3 seasons (not consecutive). That was **Mickey Vernon** in '42, '47 & '53 with the Pesky Gnats. Only 9 have done it over 2 seasons (not necessarily consecutive).

Four other O's have played in every game of a season: **Brooks-4**, **Eddie-3**, **Gardner** and **Bobby Grich**-once each. However, **Murray** is the only other to have played every inning in a season ('84 including 3 games as dh).

His monthly career highs include: **8 homers**, Sep.-Oct. '85 & Apr. '84; **23 rbi**, Sep.-Oct. '85, and **.385 average** (143-55) in Sep.-Oct. '83.

RIPKEN BY MONTH

1986 SEASON				MONTH	LIFETIME			
AVG.	AB-H	HR	RBI		AVG.	AB-H	HR	RBI
247	77-19	3	14	APR.	265	377-100	16	59
253	91-23	4	14	MAY	280	507-142	21	80
311	106-33	2	7	JUNE	286	518-148	16	71
379	103-39	7	21	JULY	324	537-174	28	93
250	116-29	5	13	AUG.	276	619-171	22	78
254	134-34	4	12	SEP.-OCT.	294	652-192	30	91

FIELDING: Enjoyed his best year defensively in '86 from standpoint of consistency with .982 percentage (PO-240, A-482, E-13, TC-735). Had same number of errors as leader **Tony Fernandez**, but handled 17 fewer chances. He led majors in assists (482) and was 2nd (to **Spike Owen**) in double plays (105 to 133).

Since taking over at shortstop for the O's on July 1, '82, Cal has led the league in putouts twice, assists 3 times, total chances twice and double plays 3 times.

RIPKEN AT SHORTSTOP BY-YEAR

YR	PCT.	G	PO	A	E	TC	DP
1981	.946	12	11	24	2	37	5
1982	.972	94	155	289	13	457	47
1983	.970	162	272	534*	25	831*	113*
1984	.971	162	297*	583†	26	906*	122*
1985	.967	161	286*	474	26	786	123*
1986	.982	162	240	482*	13	735	105
TOTALS	.972	753	1261	2386	105	3752	515

Led A.L. † A.L. Record

ASSISTS RECORD: In '84 he was credited with an A.L. record 583 assists, breaking **Roy Smalley's** '79 mark of 572. That year he also led major league shortstops in assists as well as in total chances (906), putouts (297) and double plays (122).

TOTAL CHANCES: His 880 successful total chances in '84 (excluding errors) were the most by an A.L. shortstop since the Twins' **Leo Cardenas** handled the same number in '69. The only major league shortstop to have handled more net chances in one season since World War II was the Cardinals' **Ozzie Smith** (909 in '80). The major league record is 984 by the Giants' **Dave Bancroft** ('22).

He's led the league in net chances in both '83 and '84, and was edged by one chance in '85 (by **Fernandez**). In '86 with 722, he finished 3rd behind: **Spike Owen** (746), and **Fernandez** (739). **Ozzie Guillen** was 4th (720).

3RD BASE: Played both 3rd and short after coming up in August '81, but started '82 season as O's regular 3rd baseman. Has played 77 games at 3rd ('81-6, '82-71) and has .970 percentage (TC-232, E-7).

Played there for the last time on July 8, '82 at Seattle after starting game at shortstop (**Bob Bonner** replaced him at ss). His last start at 3rd base was on June 30, '82 home against Cleveland.

ERRORLESS GAMES: Had a string of 37 straight errorless games at short last year from June 28 thru Aug. 9, his longest at that position. In '82, he put together a stretch of 44 straight errorless games at 3rd base (Apr. 24 thru June 14).

CYCLE: He and **Brooks Robinson** are only 2 Orioles ever to hit for cycle in the club's 33 years in Balmer. Rip did it at Texas on May 6, '84. Homered off **Dave Tobik** on final at bat to complete the job. Went 4-for-5 with 2 rbi. **Brooks** cycled at Chicago on July 15, '60.

IN THE CLUTCH: Has a career .288 average (782-225) with men in scoring position. Ranks tied for 20th on the major league gwrbi list (64) since it became an official statistic in 1980 despite the fact that his big league career did not begin until late 1981, and he didn't become a regular until 1982. Everybody else in the top 20 has been a regular starting 1980 or before.

HOME RUNS: Has been amazingly consistent in annual home run production. His totals in 5 full years, starting '82: 28, 27, 27, 26 and 25. See "Individual Batting, 1986 & Lifetime" on page 59. See also "O's Lifetime Home Runs in each Park" on page 62.

VS. OPPONENTS: See "Orioles vs. Opponents" for notes on Cal's performances vs. each A.L. club. See also page 59 for his '86 and lifetime hitting stats against each team.

MAJOR HONORS AND AWARDS

ALL-STAR GAMES: Has been elected to A.L.'s starting lineup 3 straight years

CAL RIPKEN JR. (Cont.)

... The only Oriole to have earned more consecutive starting appearances was **Brooks Robinson** ('71-'72-'73-'74).

In each of the last 2 years Cal has received more votes than any other A.L. player, and in each year **George Brett** was the runner-up ... Last year with 1,486,806 votes, he was 2nd in the majors only to **Darryl Strawberry** (1,619,511).

In '85 Cal tallied a league leading 1,398,901 and in '84 drew 1,442,082 votes while beating out **Alan Trammell** at short and finishing 3rd in the overall A.L. election behind **Brett** (#1) and **Lance Parrish** (#2). He made his All-Star debut in '83 as a defensive replacement for **Robin Yount** after being appointed to the squad.

In the '86 game won by the A.L., 3-2, at Houston, Rip took an 0-for-4, and is now 1-for-10 lifetime ... That hit was a single off **Nolan Ryan** at Minnesota in '85.

A.L. "MVP", '83: Rip shaded teammate **Eddie Murray**, 322 to 290 as O's finished 1-2 in balloting. This wasn't un-precedented in O's history. In 1966, **Frank, Brooks** and **Boog** were 1-2-3 and **Luis Aparicio** was 9th.

Cal & **Eddie** were the only players listed on every '83 ballot. Cal's vote: 1st-15, 2nd-9, 3rd-3, 4th-1 (system: 1st place-14 points, 2nd-9 points, 3rd-8, 4th-7 etc.).

Became first player ever to win "Rookie" and "MVP" honors back-to-back ... **Fred Lynn**, of course, had done him one better by winning both in same year ('75).

"ROOKIE OF THE YEAR": In '82 he registered 130 points to beat out Twins' **Kent Hrbek** (90 points), the only other player named on all ballots. **Wade Boggs** was 3rd. Rip polled 24 1sts and 4 2nds.

He was the 5th Oriole to win BBWAA "Rookie" honors: **Ron Hansen** ('60), **Curt Blefary** ('63), **Al Bumbry** ('73) and **Eddie Murray** ('77).

"MOST VALUABLE ORIOLE": Was co-winner of "MVO" award with **Eddie Murray** in '83, has finished 2nd twice and 3rd twice in 5 full seasons. Was runner-up to **Murray** in '85 and to **Don Aase** in '86 ... Was 3rd in '82 behind **Murray** and **Jim Palmer**, and in '84 behind **Murray** and **Mike Boddicker**.

"PLAYER OF THE YEAR": Chosen Major League "Player of the Year" in '83 by The Sporting News, and A.L. "Player of the Year" by both TSN and Baseball America.

OTHERS: Picked as shortstop on A.P. Major League All Star Team, TSN A.L. All Star Team and TSN/Hillerich & Bradsby "Silver Slugger" Teams (to outstanding offensive players at each defensive position) each of last 4 years ('83 thru '86).

PREVIOUS HIGHLIGHTS BY YEAR

1985 SEASON: Set career highs in runs (116) and rbi (110) ... Was 2nd to **Rickey Henderson** (146) in A.L. in runs ... Scored over 100 runs for 3rd straight year ... Was 1st or 2nd among O's in 12 different offensive categories.

Hit .282 overall, but batted .321 (165-53) with men in scoring position. Tied **Eddie Murray** for club lead in gwrbi (15). Set club record with 32 gidp's, eclipsing **Brooks Robinson's** '60 total (29). Led A.L. shortstops in putouts and double plays.

1984 SEASON: Batted over .300 for 2nd straight year (.304). Set A.L. record in assists (583) ... Went as long as 3 games without a hit only once ... Led O's regulars with men in scoring position (.311, 148-55) ... Batted .355 (242-86) over 60 games from June 27 thru Sep. 1.

Hit .372 (258-96) with 16 homers and 41 rbi over 63 games from Sep. 1, '83 thru May 9, '84. Led major league shortstops in chances with 908 and net chances (880), most in A.L. since **Chico Cardenas** in '69.

1983 SEASON: Was A.L. "MVP" and TSN "Player of the Year" and shared "MVO" laurels with **Eddie Murray**. Played on A.L.'s first winning All-Star team since '71 and also played on winning team in both ALCS & World Series.

Led Majors in hits (211) and doubles (47); led A.L. in runs (121) and extra base hits (76, 2nd to Expos' **Andre Dawson**) ... Was 2nd in majors in total bases to Boston's **Jim Rice** (343 to 344).

Led A.L. shortstops in assists, chances and double plays. His .318 average was 3rd in club history behind **Ken Singleton's** .328 in '77 and **Bob Nieman's** .322 in '56.

174

Stretch Run: During 44 games from Aug. 13 thru Sep. 25, a period in which the O's went 34-10 to win the eastern division championship, Rip hit .391 (192-75) with 14 doubles, 9 homers, 30 rbi and 40 runs scored.

ALCS/WS: Batted a combined .273 (33-9) in 9 post-season games ... Drove in O's only run in 9th inning ALCS game #1, won by **Lamarr Hoyt**, 2-1. Made final putout of WS when he caught **Garry Maddox'** line drive in bottom of 9th of game #5.

1982 SEASON: Led all major league rookies in doubles (32), homers (28), rbi (93), total bases (284), gwrbi (11, tie with **Von Hayes**), games (160), at bats (663, led A.L.) and runs (90).

Missed only 3 games all year, none after May 29th (the day his games streak started) ... Played 44 straight errorless games at 3rd base from Apr. 24 thru June 14 ... Registered his first big league stolen base the hard way, stealing home on the front end of a double steal with **Lenn Sakata** off Rangers' **Jon Matlack** on May 31 at Baltimore.

Slow Start: After a glittering opening day on which he went 3-for-5 with his 1st big league double, homer (off KC's **Dennis Leonard**) and rbi, Rip plunged into deep slump (55-4). He was batting only .117 (60-7) on May 1st after 18 games on the year ... And over 2 seasons, he was hitting just .121 lifetime (99-12) in 41 major league games.

Start of Something Big: The next day, May 2, he picked up a pair of scratch hits and was beamed by fellow rookie, **Mike Moore**, but missed only one game. His comeback began in earnest May 6 ... He hit .281 (538-151) from May 2 to the end of the season.

1981 SEASON: Recalled from Rochester Aug. 8 right after the major league player strike was settled ... Made big league debut as pinch-runner Aug. 10 for **Ken Singleton** in Baltimore against the Royals ... Singled off Chicago's **Dennis Lamp** Aug. 16 for first hit ... Played in 12 games at short (9 starts) and 6 at 3rd ... Did not bat and played in only 2 games after Sep. 11.

Rochester: Despite his early recall from Rochester, he was voted International League's "Rookie of Year" and was named 3rd baseman on all-league team ... In survey of I.L.'s managers and coaches, Rip was picked as top major league prospect in league (**Von Hayes** was 2nd).

Played in 85 games at 3rd for Red Wings and 35 at shortstop (primarily when **Bob Bonner** was injured.)

Winter Ball: Led Puerto Rican League in rbi (49) after '81 season and was "mvp" at Caguas while playing for Manager **Ray Miller**.

MINORS, '78-'80: Southern League's all-star 3rd baseman in '80 and tied for league lead in games played (144) ... One of 2 Charlotte players that year to break club's home run record. Rip had 25 and **Drungo Hazewood** had 28 ... Cal had homered only 8 times in his 2 previous pro seasons combined.

Also led S.L. 3rd basemen in fielding (.933, E-28, TC-415) ... Helped Caguas win Puerto Rican title that winter.

Chosen as shortstop on Topps' Class A all-star team, though he played more games at 3rd (58) than shortstop (52) ... Led Florida State League in doubles (28).

Signed by the late **Dick Bowie** in '78 and played mostly shortstop that season at Bluefield ... Played in Florida Instructional League after both '78 and '79 season.

AMATEUR BACKGROUND: Pitched and played short at Aberdeen (MD) High (graduated '78). Was 7-2 with an 0.70 era as a senior with 100 strikeouts in 60 innings while winning Harford County bat title at .492 with 29 rbi in 20 games. Pitched 2-hitter and fanned 17 to win '78 Maryland Class A baseball championship.

Also earned 2 letters in soccer. Was team captain and both an all-county and all-metro selection ... Played Little League, Babe Ruth and Mickey Mantle League baseball.

PERSONAL: One of 3 family members in uniform during the O's '87 Miami Stadium spring camp along with his dad, and younger brother **Billy**. See **Cal Senior's** biog for more about the family (page 87).

Has supported the community actively and in a variety of ways over the last 5 years ... For example, he purchases 25 tickets to every Orioles game for use by under-privileged and senior citizens in his native Harford County. He has made significant contributions to: the Harford Center, a day-care facility for retarded citizens; the Harford County Humane Society and to the School for the Performing Arts in Baltimore.

175

CAL RIPKEN JR. (Cont.)

In addition he has served as honorary chairman of the American Lung Association's anti-smoking campaign, of the Easter Seals and March of Dimes campaigns as well as for the United Way Softball Marathon.

He has been the regional spokesman for the Middle Atlantic Milk Marketing Association, and has also worked on behalf of Project Survival, the Baltimore Symphony, and the Johns Hopkins Hospital's Children's Center.

Plays for the Orioles basketball team during the off-season . . . Single.

56

WILLIAM (BILL) OLIVER RIPKEN

Born: Dec. 16, 1964

Height: 6'1"; **Weight:** 178

Bats, R; Throws, R


Position: Second base

Birthplace/Residence: Born in Havre de Grace, MD . . . Grew up and still lives in Aberdeen, MD.

Contract Status: Signed thru '87.

Tenure: None.

Signed Originally with: Orioles.



YEAR CLUB	AVG.	G	AB	R	H	2B	3B	HR	RBI	BB	SO	SB	CS	HP
1982 Bluefield—1	.244	27	45	8	11	1	0	0	4	8	6	0	0	0
1983 Bluefield	.217	48	152	24	33	6	0	0	13	12	13	7	2	1
1984 Hagerstown	.230	115	409	48	94	15	3	2	40	36	64	3	5	4
1985 Charlotte	.137	18	51	2	7	1	0	0	3	6	4	0	0	0
Daytona Beach	.230	67	222	23	51	11	0	0	18	22	24	7	4	0
Hagerstown	.255	14	47	9	12	0	1	0	0	1	2	0	2	2
1986 Charlotte	.268	141	566	58	142	20	3	5	62	24	47	9	4	1
Pro Totals	.235	430	1492	172	350	54	7	7	140	109	160	26	17	8

1—Selected by Orioles organization in June '82 free agent draft (11th round).

1986 SEASON SUMMARY

In 1st full season at 2nd base, led Southern League 2nd basemen in games (141), total chances (723), putouts (305), assists (395) and double plays (79) while at Charlotte . . . Made 6 errors in 1st 11 games, but had 31-game errorless string, Apr. 20–May 20.

Saw the most action of his minor league career and responded with career highs in 10 offensive categories . . . Named to the SL all-star team . . . Led Charlotte in games, missing only 3 all season . . . Was 2nd on club in at bats (530) and hits (142).

Hottest stretch came in 42 games between May 4 and June 14 when he batted .329 (152-50) raising average to .299 . . . Went 1-for-19 (.053) in final 5 games of year lowering average to final mark of .268, lowest point since May 7.

Bounced into 21 double plays, tied for lead in SL.

SPRING TRAINING: Though he was assigned to the minor league camp, for the first time ever he played in pro game with his brother **Cal Jr.**, at shortstop and his father **Cal Sr.**, managing as O's played split squad game against the Royals at Fort Myers March 15 . . . Also homered off **Don Aase** in "B" game March 20.

PREVIOUS CAREER HIGHLIGHTS

MINOR LEAGUE CAREER: Has 5 years in O's system but has yet to play AAA ball, in part due to injuries . . . Played only 75 games in 1st 2 years combined due to tendinitis in right forearm and a sore left shoulder . . . Also has suffered 2 broken fingers.

Began career as a shortstop, but did play 13 games at 2nd in '84 and 11 games at 3rd in '85 at Hagerstown . . . Had batted only .225 (926-208) lifetime prior to '86.

AMATEUR CAREER: Batted .385 and .326 his final 2 years at Aberdeen High School . . . Was 13-1 during that time as a pitcher . . . Also played soccer . . . Signed for Orioles by **Jim Gilbert**.

PERSONAL: Son of Oriole manager, **Cal Sr.** and younger brother of Oriole shortstop, **Cal Jr.** . . . Played on Orioles basketball team during the off-season . . . Single.

176

DAVID (DAVE) JOSEPH SCHMIDT

24

Born: Apr. 22, 1957

Height: 6'1"; **Weight:** 185

Bats, R; Throws, R


Position: Pitcher

Birthplace/Residence: Born in Niles, MI . . . Raised in Northridge City, CA . . . Plans to reside in Lutherville, MD.

Contract Status: Signed one-year contract on January 16, 1987.

Tenure: 5 years, 91 days.

Signed Originally with: Texas.



YEAR CLUB	W-L	ERA	G	GS	CG	SHO	SV	IP	H	R	ER	BB	SO
1979 Sarasota—1	2-2	4.20	7	6	0	0	0	30	30	19	14	8	27
1980 Asheville	8-1	1.98	12	11	5	1	3	91	76	32	20	13	67
Tulsa	4-6	4.44	12	12	1	0	0	73	90	42	36	28	46
1981 Tulsa	1-1	1.88	3	3	2	0	0	24	17	5	5	6	17
Wichita	2-5	4.86	12	12	4	0	0	87	90	47	47	26	49
Texas	0-1	3.09	14	1	0	0	1	32	31	11	11	11	13
1982 Texas	4-6	3.20	33	8	0	0	6	109.2	118	45	39	25	69
1983 Texas	3-3	3.88	31	0	0	0	2	46.1	42	20	20	14	29
1984 Texas	6-6	2.56	43	0	0	0	12	70.1	69	30	20	20	46
1985 Texas—2	7-6	3.15	51	4	1	1	5	85.2	81	36	30	22	46
1986 Chicago—3	3-6	3.31	49	1	0	0	8	92.1	94	37	34	27	67
M.L. Totals	23-28		221	14	1	1	34	436.1	435	179	154	119	270

1—Selected by Texas Rangers organization in June '79 free agent draft (26th round, regular phase).

2—Acquired by Chicago White Sox from Texas with shortstop Wayne Tolleson in deal for infielder Scott Fletcher and pitcher Edwin Correa on 11/24/85.

3—Played out option with Chicago . . . Signed with Orioles 1/16/87.

Longest Outing: 10 innings (Aug. 17, '82 vs. Chi. at Tex. as a starter);
Longest Relief Outing: 5.1 (June 18, '86 at Min.).

Strikeout Highs: 6, twice (Sep. 23, '85 vs. Sea. at Tex., as a starter and June 8, '86 vs. Oak. at Chi., in relief).

Walk Highs: 6, (Sep. 28, '85 at Sea., as a starter); 4, (Aug. 30, '81 at Mil. in relief).

Winning Streaks: 3, (June 9 thru 28, '84).

Losing Streaks: 4, (May 2 thru Aug. 10, '86).

Pitches: Fastball, slider, palm ball.

1986 AND MAJOR LEAGUE CAREER

Although his 3.31 era was the 2nd highest of his big league career, it was the best on the White Sox staff among pitchers who remained with the club all season . . . Was tied for 2nd on club in appearances (49) with **Bob James** behind **Gene Nelson** (54) . . . Was also 2nd on club with 8 saves behind **James** (14).

His career-high 27 walks (inc. 7 intentional) represented just 2.63 walks per 9 innings (see below under "Control") . . . Yielded career-high 10 home runs.

Struggled the 1st 2 months and was 0-2 with one save and a 6.23 era (IP-26, H-38, ER-18) in 14 games after he lost his only '86 start 7-2 at Texas May 26.

However, over his final 35 appearances, beginning May 30, his era was 2.17 (IP-66.1, H-56, ER-16) and his record 3-4 with 7 saves . . . During that span yielded as many as 2 runs in any one outing only 3 times. Didn't allow more than one run in any of his final 22 appearances.

MISCELLANEOUS: Lost 3 games in "sudden death": July 26 to Orioles (see below under "Vs. Baltimore"); Aug. 10 at Milwaukee on a homer by **Gorman Thomas** in the 10th; and Sep. 20 at California on passed ball by **Ron Karkovice** in 9th . . . Earned save and a win in doubleheader vs. Seattle on Sep. 30.

CONTROL: Career average of 2.45 walks per 9 innings is 4th in the majors among active major leaguers with a minimum of 100 relief appearances. Ranks just behind Boston's **Bob Stanley** (2.449) . . . Leader is K.C.'s **Dan Quisenberry** (1.32).

VS. BALTIMORE: His 5 losses vs. O's are high against one opponent and his 5.09 is 2nd highest . . . Made 3 appearances in '86 vs. Orioles . . . Lost 2-1 in

177

DAVE SCHMIDT (Cont.)

"sudden death" on July 26 giving up 2-out bases loaded single to **Jim Traber** in game marred by fight (see **Ken Dixon's** biography for more details) . . . Earned save vs. O's on July 12 with 2.1 scoreless innings in 6-3 win . . . Was saved by **Harold Baines'** diving catch of a **Ripken** drive for last out of game with 2 on.

VS. OPPONENTS: See Individual Pitching vs. Each Opponent (page 66) . . . See also Vs. Boston (page 38).

RELIEVER/STARTER: As a reliever has a career record of 20-19 with 34 saves and a 2.84 era (IP-355.1, ER-112) in 207 games . . . In 14 starts is 3-9 with a 4.67 era (IP-81, ER-42).

BY MONTH, '86: Apr. (0-0-1, 6.97, 7 g) . . . May (0-2-0, 4.82, 8 g) . . . June (0-0-2, 2.66, 7 g) . . . July (0-1-3, 1.93, 9 g) . . . Aug. (1-2-1, 1.98, 9 g) . . . Sep.-Oct. (2-1-1, 2.53, 9 g).

BY-MONTH, LIFETIME: Apr. (1-2-1, 4.35, IP-49.2, ER-24) . . . May (2-6-2, 3.60, IP-80, ER-32) . . . June (7-1-6, 1.86, IP-72.1, ER-15) . . . July (1-6-14, 2.42, IP-74.1, ER-20) . . . Aug. (7-8-8, 2.93, IP-101.1, ER-33) . . . Sep.-Oct. (5-5-3, 4.63, IP-58.1, ER-30).

PREVIOUS CAREER HIGHLIGHTS

TEXAS RANGERS: During his 4 full seasons with Texas ('82-'85) had more appearances (158, average of 39) and saves (25) than any other Texas pitcher over that period . . . Relieved in 159 games for Texas and finished 114 of them (71.7%) . . . Is currently 4th on the Rangers all-time list for saves (26) and 5th in appearances (172).

1985: Made career-high 51 appearances . . . His final 4 appearances of the season were starts including his last outing, a 7-hit shutout over California on Oct. 4 . . . Had a string of 16 scoreless innings over 11 appearances between May 17 thru June 29 . . . Threw 7 shutout innings against the world champion Royals and was 2-0.

1984: Led the Rangers with 43 appearances and 12 saves despite missing the final 2-1/2 weeks with a sore right shoulder . . . Had the most saves for a Texas pitcher since '79 . . . Finished 37 of 41 appearances . . . Allowed only 3 earned runs in a 3-month stretch in June, July and August . . . Allowed 30 runs, 10 of them unearned.

1983: Had surgery in November '82 for the removal of a bone spur from his right elbow . . . Opened the season on the disabled list and was not activated until May 1 . . . Worked in 6 games then hyper-extended right elbow (not related to previous surgery) and missed more than 2 weeks.

1982: Earned 1st major league win in relief against Chicago at Arlington Stadium on June 6, 5-4 over **Jerry Koosman** . . . On Aug. 17, he started against the White Sox and went 10 innings, longest stint ever, but left with score tied 1-1.

Moved into starting rotation in August, but was 1-5 in that role . . . Did not pitch after Sep. 5 because of sore elbow which was later corrected by surgery.

1981: Made major league debut on May 1 at Texas against K.C. after recall from Wichita that day . . . Made 1st big league start against O's at Texas on May 9 and suffered 1st loss, 4-2 to O's **Steve Stone** . . . Returned to Wichita June 1 but was recalled Aug. 7.

MINORS: Was exclusively a starter in the minor leagues . . . Got off to 8-1 start after 1st 12 starts at Asheville (A) in '80 earning promotion to Tulsa (AA) on June 19.

AMATEUR BACKGROUND: Played baseball at Granada Hills (CA) High School (graduated '75) . . . Pitched for 3 seasons at UCLA, compiling a 24-7 career record including 15 consecutive wins at one point . . . Played with Dodgers' **Tim Leary** at UCLA.

Played Little League baseball in Northridge City, CA and semi-pro ball in Alaska and Boulder, CO.

PERSONAL: Married the former **Deborah Ann Luther** on Aug. 16, '82 . . . They have one son, **Brian Donald** (11/17/84).

3RD BASEMEN SINCE BROOKS

The Orioles have employed 26 third basemen since Brooks Robinson retired in '77. Alphabetically, they are: Juan Beniquez, Juan Bonilla, Fritz Connally, Todd Cruz, Rich Dauer, Doug DeCinces, Tom Dodd, Kiko Garcia, Dan Graham, Wayne Gross, Glenn Gulliver, Jackie Gutierrez, Leo Hernandez, Rex Hudler, Ron Jackson, Ricky Jones, Wayne Krenchicki, John Lowenstein, Eddie Murray, Tom O'Malley, Kelly Paris, Floyd Rayford, Cal Ripken Jr., Aurelio Rodriguez, Gary Roenicke & Larry Sheets.

178

LARRY KENT SHEETS

18


Born: Dec. 6, 1959
Height: 6'3"; **Weight:** 225
Bats: L; **Throws:** R
Position: Outfield

Birthplace/Residence: Born and raised in Staunton, VA . . . Spent off-season in Cockeysville, Baltimore County.

Contract Status: Signed thru '87.

Tenure: 2 years, 27 days.

Signed Originally with: Orioles.



YEAR CLUB	AVG.	G	AB	R	H	2B	3B	HR	RBI	BB	SO	SB	CS	HP
1978 Bluefield-1	.267	67	225	32	60	9	2	11	*48	32	46	0	0	4
1979 Bluefield	.333	3	12	2	4	2	0	0	2	0	0	0	0	0
1980 Bluefield	.379	37	124	29	47	9	1	*14	47	17	14	0	0	1
Charlotte	.188	13	48	1	9	4	0	0	5	4	18	0	0	0
1981 Rochester	.296	88	324	46	96	21	0	18	59	27	66	1	1	4
1982 Hagerstown	.288	138	503	72	145	*37	3	*25	87	45	102	1	2	4
1983 Charlotte	.154	3	13	1	2	1	0	0	2	0	4	0	0	0
Rochester	.302	134	431	76	130	26	4	13	67	54	73	0	0	1
1984 Rochester	.438	8	16	3	7	1	0	1	2	1	3	0	0	0
Baltimore	.262	113	328	43	86	8	0	17	50	28	52	0	1	2
1985 Baltimore	.272	112	338	42	92	17	1	18	60	21	56	2	0	2
1986 Baltimore	.271	133	682	88	185	26	1	36	112	50	111	2	1	4

M.L. Totals .271 133 682 88 185 26 1 36 112 50 111 2 1 4

GWRBI: '84-0; '85-4; '86-8. Total: 12.

*Led League *Tied for league lead

1—Selected by Orioles organization in June '78 free agent draft (second round regular phase) . . . Signed on 6/7/78.

Career Highs, Game: **Runs-3, twice**, (the latest July 27, '86 vs. Chi. at Bal.); **Hits-3, 9 times**, (the latest Aug. 29, '86 at Oak.); **HR-2**, May 29, '86 at Oak.; **RBI-4, 4 times**, (the latest Aug. 6, '86 vs. Tex. at Bal.)

Hitting Streaks: 7, (Apr. 22 thru May 2, '86).

Grand Slams: 1, (see page 15).

1986 SEASON SUMMARY

Batted .302 (205-62) in 58 games as a DH, tied for 2nd in the A.L. among DH's with 50 or more games . . . Batted only .225 (30/133) when not a DH.

Batted over .300 in each of the 1st 3 months and was hitting .303 (234-71) as late as Aug. 14 with 16 hrs and 55 rbi in 78 games, mainly as a DH . . . Batted only .202 (109-21) with 2 hrs, 4 rbi in final 34 games, mostly as an outfielder.

Homered off **Phil Niekro** on Apr. 22 starting him on a 39-for-105 (.371) streak (HR-8, RBI-30) over 30 games which propelled him to season-high .354 mark on June 8.

Played 5 positions: C-6, 3B-2, 1B-4, RF-9, LF-21 . . . Made professional catching debut on Apr. 18 vs. Texas (had caught only in Instructional League), but was used strictly as a DH over the next 2 months and didn't catch again until June 25 . . . Opponents were successful in their only 2 stolen base attempts . . . Began playing primarily in the outfield after Aug. 1.

Was 3rd on club in batting with runners in scoring position (.307, 75-23) and tying & lead runs produced (20).

Suffered muscle strain in left rib cage in late June and was on DL from June 30 thru all-star break . . . Was supposed to go on rehabilitation assignment upon return, but instead was activated by O's when an emergency kept **Juan Beniquez** from immediately joining the team after the all-star break.

HOME RUNS/GRAND SLAM: Hit his 1st career grand slam off Texas' **Bobby Witt** on Aug. 6, the game that included major league record 3 bases loaded homers (see page 48 for more details of that game).

Hit 2 hrs at Oakland off **Chris Codioli** on May 29, 1st 2-homer game . . . Hit homers in bunches: May 28-June 8 had 5 hrs, 13 rbi in 8 games (28 ab's) and Aug. 4-14 had 6 hrs, 14 rbi in 9 games (28 ab's).

Homered in 3 straight games Aug. 4-6 . . . Hit "sudden death" game-winning home run off Toronto's **Luis Aquino** on Aug. 13 giving O's 7-6 win.

179

LARRY SHEETS (Cont.)

VS. OPPONENTS: See Individual Batting vs. Each Opponent (page 59) . . . See also Vs. Cleveland (page 40), Vs. K.C. (page 42), Vs. Oakland (page 46), Vs. Seattle (page 47).

Was most productive against Oakland with 4 hrs and 11 rbi in 11 games to go with .350 average (40-14) . . . Batted season-high .381 (21-8) vs. K.C. . . . Has career high .339 (59-20) average vs. Seattle . . . Lifetime, has 7 hrs, 17 rbi in 17 games vs. Cleveland.

MISCELLANEOUS: Stole 1st major league base at Texas July 29 . . . Batted .444 (4/9) with the bases loaded.

SHEETS BY MONTH

1986 SEASON					LIFETIME			
AVG.	AB-H	HR	RBI	MONTH	AVG.	AB-H	HR	RBI
345	29:10	1	4	APR.	309	68:21	4	12
300	70:21	5	19	MAY	325	129:42	9	29
308	65:20	3	14	JUNE	257	140:36	5	26
270	37:10	1	4	JULY	214	84:18	2	7
250	76:19	7	15	AUG.	270	122:33	11	26
197	61:12	1	4	SEP.-OCT.	252	139:35	5	12

PREVIOUS CAREER HIGHLIGHTS

1985: Chosen to Topps and Baseball Digest All-Rookie team . . . Topped A.L. rookies in rbi (50) and was 2nd in home runs (17) behind Texas' **Oddibe McDowell** (18) . . . Tied major league record when he and **Wayne Gross** hit back-to-back pinch-hit home runs off Cleveland's **Jerry Reed** on Aug. 12 at Baltimore . . . Tied for A.L. lead in pinch hrs (2).

1984: Promoted to the O's from Rochester Sep. 4 and appeared in 8 games, including 5 starts in rightfield . . . Beat out infield single in first big league at bat off Yankees' **Clay Christiansen** on Sep. 18.

Rochester: Was 5th among qualifiers in the International League in batting (.302) and led the Wings in batting, runs (76) and doubles (27) . . . Was 2nd in rbi (67) and walks (54).

Topped all International League outfielders in assists (19) and double plays (5) . . . Made only 2 errors in 222 chances (.991).

Was batting .254 thru 1st 82 games, but boosted his final average 48 points by hitting at a .361 (183-66) clip over his final 52 games . . . Hit .383 (115-44) in August with 7 doubles, 8 homers, 79 total bases and 22 rbi in 31 games.

In his last 3 minor league seasons (Hagerstown, Charlotte & Rochester) he hit .293 (1271-373) with 84 doubles, 56 homers and 213 rbi in 363 games.

Japan: Was one of O's top hitters during club's fall tour of Japan . . . Tied **Al Bumbry** as the O's leading hitter with .400 mark (40-16) . . . Tied for 2nd in hrs (4) and was 2nd in rbi and runs scored with 11 apiece.

1983: Attended his 1st spring training . . . Although he was signed in '77, did not attend an earlier spring training because of school commitments and other personal reasons.

In first full pro season, led Southern League in doubles (37) and tied for home run lead (25, with **Glenn Davis**, Columbus Astros) . . . Led Charlotte in rbi (87) and set career highs in virtually every category but average.

EARLY CAREER: In rookie season ('78), led Appalachian League in rbi (48 in 67 games) and was 2nd in homers (11) . . . Chose not to return to baseball the following spring while attending college . . . He did finally report to Bluefield for the final 3 games of the season ('79), but remained in college again the following spring ('80).

In June '80, reported to Bluefield and was outstanding . . . Led league in homers (14) and drove in 47 runs in 37 games . . . Was promoted to AA Charlotte late that season . . . In October '80, had bone chips removed from right elbow.

Did not play at all in '81 and did not go to spring training in '82 . . . Reported to Hagerstown in June '82 and played in 88 games . . . Hit 18 homers and knocked in 59 runs. Signed by the late **Dick Bowie**.

AMATEUR BACKGROUND: Played 3 varsity seasons at Robert E. Lee High School (Staunton, Va.) and hit 18 homers, 10 of them his senior year ('78) when he batted .536 (56-30) with 20 extra base hits . . . Pitched junior year and threw no-hitter . . . Also struck out 17 in one game . . . Played centerfield exclusively as a senior.

Also won 3 varsity basketball letters . . . Played against **Ralph Sampson** (Harrisonburg) . . . Was "mvp" in both basketball and baseball in '78 . . . Was twice all-district in basketball.

Played Little League, Babe Ruth and American Legion baseball . . . Was "mvp" in state legion tournament in '77.

Played varsity basketball and served as assistant baseball coach at Eastern Mennonite College.

PERSONAL: Earned his degree in health and physical education from Eastern Mennonite in off-season . . . He and his wife **Sharon**, have one daughter, **Lauren** (5/15/86).

JOHN (T-BONE) T. SHELBY

37

Born: Feb. 23, 1958

Height: 6'1"; **Weight:** 175

Bats: L-R; **Throws:** R


Position: Outfield

Birthplace/Residence: Born and raised in Lexington, KY. Resides in Cockeysville, Baltimore County.

Contract Status: Signed thru '87.

Tenure: 4 years, 2 days.

Signed Originally with: Orioles.



YEAR CLUB	AVG.	G	AB	R	H	2B	3B	HR	RBI	BB	SO	SB	CS	HP
1977 Bluefield-1	.256	60	211	28	54	9	1	0	21	10	44	6	5	0
1978 Miami	.231	13	26	4	6	1	0	0	3	3	5	0	2	1
Bluefield	.282	64	248	49	70	9	1	6	25	30	45	7	4	3
1979 Miami	.201	132	478	50	96	11	6	3	38	44	120	13	10	5
1980 Charlotte	.241	134	*560	66	135	27	11	6	51	22	122	34	14	1
1981 Charlotte	.235	62	251	40	59	11	4	2	21	27	38	24	11	0
Rochester	.264	76	326	42	86	21	8	3	32	16	55	18	6	0
Baltimore	.000	7	2	2	0	0	0	0	0	0	1	2	0	0
1982 Rochester	.279	133	*548	92	153	26	6	16	52	51	115	34	16	1
Baltimore	.314	26	35	8	11	3	0	1	2	0	5	0	1	0
1983 Baltimore	.258	126	325	52	84	15	2	5	27	18	64	15	2	0
1984 Baltimore	.209	128	383	44	80	12	5	6	30	20	71	12	4	0
1985 Rochester	.286	52	206	31	59	16	4	8	21	19	35	14	4	0
Baltimore	.283	69	205	28	58	6	2	7	27	7	44	5	1	0
1986 Baltimore	.228	135	404	54	92	14	4	11	49	18	75	18	6	2

M.L. Totals .240 491 1354 188 325 50 13 30 135 63 260 52 14 2

GWRBI: '81-Bal-0; '82-Bal-0; '83-2; '84-4; '85-4; '86-5. Total: 15

* Led League

1—Selected by Orioles organization in January '77 free agent draft (first round regular phase) . . . Signed by Lamar North on 5/22/77

League Championship Series Record

YEAR CLUB	AVG.	G	AB	R	H	2B	3B	HR	RBI	BB	SO	SB	CS	HP
1983 Bal. vs. Chi.	.222	3	9	1	2	0	0	0	0	1	3	1	0	0

World Series Record

YEAR CLUB	AVG.	G	AB	R	H	2B	3B	HR	RBI	BB	SO	SB	CS	HP
1983 Bal. vs. Phi.	.444	5	9	1	4	0	0	0	1	0	4	0	0	0

Career Highs, Game: **Runs-4**, (Aug. 26, '84 at Oak., ties team record; **Hits-4**, 3 times, (the latest June 29, '85 at Bos.); **HR-2**, twice (June 1, '86 at Cal. and Oct. 4, '86 vs. Det. at Bal.); **RBI-4**, (Aug. 29, '83 at K.C.); **3**, 7 times (5 in '86); **SB-2**, 6 times, (the latest Aug. 29, '86 at Oak.)

Hitting Streaks: **8**, (June 1 thru 9, '86); **7**, (July 21 thru 31, '83).

Grand Slams: **1**, (see page 15).

1986 AND MAJOR LEAGUE CAREER

Had his busiest big league season . . . Established career highs in games, at bats, runs, hits, home runs, rbi and stolen bases . . . Made 89 starts, 47 in centerfield, 25 in left and 17 in right.

Batted .310 (42-13) over final 12 games raising average to final mark of .228, highest point since June 25.

Was batting .188 (101-19) on May 31, but went on a 24-for-79 (.304) surge raising average to .239 on June 22, highest point since the 1st week of

JOHN SHELBY (Cont.)

the season. Started streak on June 1 with 1st 2-homer game of career at California, both off **Mike Witt** . . . Then drove in 8 runs in O's 3-game sweep at Yankee Stadium, June 6-8.

Went into 13-for-87 slump (.149), June 24-Aug. 13 . . . Had his 2nd 2-homer game Oct. 4 at Baltimore with blasts off Detroit's **Bryan Kelly** and **Randy O'Neal** . . . Averaged one walk every 22.4 at bats, making him the 7th toughest to walk in A.L. The leader was **Ozzie Guillen** of Chicago (1/45.6).

MISCELLANEOUS: Batted in 7 different positions in the lineup (every spot but 4th and 5th) . . . Delivered a bases loaded triple in 9th inning breaking a 1-1 tie in O's 5-3 win at Chicago on July 10 and now has a .387 (31-12) career average with the bases loaded.

Was 2nd on the club to **Alan Wiggins** (21) with 18 steals in 24 attempts. He has a .788 (52 of 66) career success rate . . . Was 2-for-4 with a homer off N.Y.'s **Tommy John** giving him .643 (14-9, HR-2) lifetime average vs. Yankee lefthander.

SWITCH-HITTING: Batted .231 (134-31) with 5 homers and 10 rbi righthanded and .226 (270-61) with 6 homers and 39 rbi from the left side . . . His career totals are **righthanded:** .241 (605-146) with 16 home runs and 49 rbi and **lefthanded:** .239 (749-179) with 14 homers and 86 rbi.

Is a natural righthanded hitter and did not become a switch-hitter until '79 at Miami.

ON THE ROAD: Hit higher on the road than at home for the 4th straight year (see page 60 for more details) . . . Favorite parks are: Anaheim (.345, 55-19, G-18, HR-5); Oakland Coliseum (.343, 67-23, G-21); and Fenway (.322, 90-29, G-24, RBI-15) . . . Has hit .379 (58-22) in last 14 games at Boston.

VS. OPPONENTS: See also Individual Batting vs. Each Opponent (page 60). See also Vs. Boston (page 37) and Vs. New York (page 45).

SHELBY BY MONTH

1986 SEASON				MONTH	LIFETIME			
AVG.	AB-H	HR	RBI		AVG.	AB-H	HR	RBI
.208	53-11	0	0	APR.	.246	167-41	1	9
.167	48-8	1	2	MAY	.224	165-37	3	12
.264	91-24	4	15	JUNE	.237	241-57	9	31
.172	58-10	1	11	JULY	.192	203-39	4	24
.255	51-13	1	3	AUG.	.242	215-52	3	21
.252	103-26	4	14	SEP.-OCT.	.273	363-99	10	38

PREVIOUS CAREER HIGHLIGHTS

1985: Began the season at Rochester, but was recalled by O's on June 7 . . . Replaced **Dan Ford**, who went on disabled list . . . Homered in 2nd and 3rd at bats after recall.

Batted over .300 in 3 of the 4 months he was with Baltimore . . . Raised his average 74 points above '84 mark (.209 to .286).

Started 28 straight games between Aug. 25 and Sep. 24, while **Fred Lynn** was out with ankle injury, and batted .303 (109-33) . . . Was knocked out of the lineup when he tore cartilage in his rib cage during pre-game practice on Sep. 24 and played in one game the final 2 weeks of the season.

Played 2nd base at N.Y. on June 25 for the first time in pro ball . . . Went to Instructional League to work out at 2nd.

1984: Batted .266 (128-34) in final 43 games of season raising average to .209 on final day, highest point of 2nd half . . . Led the O's in stolen bases (12) and sacrifice hits (12) . . . Also had the highest average among Oriole pinch-hitters with a .333 (12-4) mark.

1983: Led club in stolen bases (15 in 17 attempts) and had the best success rate (.882) in the A.L. among players with 10 or more attempts . . . Was 2nd among A.L. rookies in steals to Cleveland's **Julio Franco** (32) . . . Had the most steals by an Oriole rookie since **Al Bumbry** (23) in '73.

Started 59 games primarily against lefthanded pitching . . . Got off to great start with bat, hitting .387 (62-24) in 1st 22 games.

Spring Training: Hit .444 (63-28) with 7 doubles, 2 triples and 2 home runs in 25 exhibition games . . . It was 2nd highest average ever by an Oriole (35 or more at bats) in the spring and best since **Don Lenhardt** batted .462 (52-24) in '54.

Three Assists: Had 3 assists on Sep. 11 at New York, throwing out **Willie Randolph** and **Ken Griffey** at the plate and made the 1st relay on a throw that nailed **Rick Cerone** at 2nd . . . Fell one shy of major league record.

182

Post-Season: Appeared in the 3 games of the ALCS against Chicago with starts in games #2 and #4 . . . Played in all 5 world series games, starting game #3 . . . Had the game-winning rbi in game #4 with a pinch-hit sac fly in the 6th inning, snapping 3-3 tie.

1982: Joined the Orioles on Sep. 1 and made significant contribution to the Birds' pennant drive . . . Played in 26 of the final 32 games with a .314 (35-11) average, including a 4-for-8 performance and a home run in the final 4-game series against Milwaukee that decided A.L. East title.

Dramatic Throws: Was involved in one of the most memorable moments of the pennant race on Sep. 26 at Milwaukee . . . With Baltimore leading 3-2, the Brewers had runners on 1st and 3rd with one out in the bottom of the 8th . . . **Cecil Cooper** flied out to John, who made a perfect throw to the plate to nail **Bob Skube** (who had tagged up after the catch) to kill the rally . . . The O's went on to win, 5-2 and cut Milwaukee's lead to 2 games.

Rochester: Was selected as an outfielder on the International League all-star team . . . Led the circuit in at bats (548) and was 4th in hits (153) and total bases (239).

Kluttz Award: Was the '82 recipient of the Clyde Kluttz Memorial Award, given annually to an Oriole organization player who displays great desire, dedication and loyalty . . . See page 76 for a full explanation and previous winners.

1981: Started the year with Charlotte, but was promoted to Rochester in June . . . Led entire O's system in at bats (577), doubles (32), and triples (12) . . . Made major league debut with O's in Sep. and played for **Ray Miller's** Caguas club in the Puerto Rican League during the winter.

PRO CAREER: Signed by **Lamar North** . . . Led the Southern League in at bats (560) and was 2nd in assists (21) in '80 . . . Hit in Charlotte club record 21 straight games that year . . . Batted only .201 in 1st year as switch-hitter at Miami in '79 . . . Tied for Florida State League lead in assists (22) . . . Topped Appalachian League in assists in both '77 (12) and '78 (11, tie).

AMATEUR BACKGROUND: Played baseball and basketball at Lexington's Henry Clay High School (graduated '76) . . . Was a shortstop in high school.

Played one year ('77) at Columbia State Community College in Columbia, TN, batting .358 with 6 homers and 30 rbi . . . Also participated in Little League, Babe Ruth League and Connie Mack programs.

PERSONAL: John and his wife, the former **Trina Dixon**, were married on Sep. 27, '80 . . . They have one child, **John T. Shelby III** (8/6/85).

DAVID LEE (D.L.) SMITH

34


Born: Oct. 20, 1962
Height: 6'2"; **Weight:** 185
Bats, R; Throws, R
Position: Shortstop

Birthplace/Residence: Born in Lynwood, CA
. . . Grew up and still lives in Riverside, CA.

Contract Status: Signed thru '87.

Tenure: None.

Signed Originally with: Orioles.



YEAR CLUB	AVG.	G	AB	R	H	2B	3B	HR	RBI	BB	SO	SB	CS	HP
1984 Newark-1	.240	71	229	38	55	9	1	1	31	39	37	3	5	3
1985 Hagerstown	.234	122	393	48	92	16	1	0	29	55	52	4	4	0
1986 Charlotte	.241	89	333	44	72	15	2	5	34	26	46	6	1	1
Pro Totals	.229	282	955	130	219	40	4	6	94	120	135	13	10	4

1—Selected by Orioles organization in the June '84 free agent draft (6th round).

1986: Missed half the season at Charlotte when he suffered a stress fracture of the lower left leg . . . Fracture occurred when he fouled a pitch off his shin on July 10 vs. Memphis . . . Didn't play again the rest of the season . . . Rehabilitation consisted of bicycle riding and running on beach . . . Has made a complete recovery.

183

D.L. SMITH (Cont.)

Had batted .342 (73-25) in 21 games prior to injury raising average 33 points after it hit .208 on June 15 . . . Started that streak with a 4-for-4 game at Greenville June 17.

MINOR LEAGUE CAREER: In '85, was named to the Carolina League all-star team while leading the league's shortstops in fielding (.963) and assists (394) . . . In '84, led NY-Penn League in assists (219).

AMATEUR BACKGROUND: Played 2 years at University of California at Riverside . . . Was offered a contract by Texas Rangers junior year, but turned it down to return to school . . . Also played 2 seasons at Riverside City College where he hit over .300 both seasons . . . Played little at Arlington (CA) until his senior year when he hit .310.

PERSONAL: Enjoys golf and water skiing, but hasn't done the latter since his injury . . . Single.

32 GREGORY ROLAND (GREG) TALAMANTEZ

Born: Oct. 17, 1965

Height: 6'2"; **Weight:** 190

Bats, R; Throws, R


Position: Pitcher

Birthplace/Residence: Born, raised and still lives in Idaho Falls, Idaho.

Contract Status: Signed thru '87.

Tenure: None.

Signed Originally with: Orioles.



YEAR CLUB	W-L	ERA	G	GS	CG	SHO	SV	IP	H	R	ER	BB	SO
1984 Bluefield-1	6-4	3.48	12	12	4	1	0	75	57	36	29	31	93
1985 Hagerstown	3-3	4.75	10	10	1	1	0	47.1	46	30	25	46	38
Newark	4-7	4.36	15	15	3	1	0	88.2	76	56	43	77	87
1986 Hagerstown	12-6	4.36	26	26	2	1	0	148.2	131	93	72	102	124
Pro Totals	25-20	4.23	63	63	10	4	0	359.2	310	215	169	256	342

1—Selected by Orioles organization in the June '84 free agent draft (3rd round).

Pitches: Fastball, slider, change-up, split-finger fastball.

1986: Led Hagerstown in starts (26), innings (149) and strikeouts (124) . . . Had the 4th best strikeouts per 9 innings ratio in the Carolina League (7.51), but also topped league in walks (102).

Was 6-0 in 6 starts during May (1.42, IP-38, ER-6) . . . Thru June 25, was 10-2 with a 3.57 era in 14 starts . . . On May 23, he beat Peninsula, 3-1, allowing only one hit in 8 innings . . . Fanned season-high 11 batters in 5-hit, 12-0 win at Durham May 6, his only complete game victory.

MINOR LEAGUE CAREER: In '84 while at Bluefield, he led the Appalachian League in strikeouts (93) and was 3rd in complete games (4) . . . Pitched three 3-hitters: July 29 vs. Elizabethton; Aug. 4 vs. Johnson City and Aug. 28 vs. Pikeville . . . In '85, he tossed one-hitter June 23 vs. Geneva . . . Was signed by Orioles scout **Jerry Zimmerman**.

AMATEUR BACKGROUND: Played baseball, football and basketball at Idaho Falls High School . . . Was all-state 3 straight years in baseball and football (played quarterback).

PERSONAL: Single . . . Enjoys fishing and hunting.

BABE RUTH BIRTHPLACE/ORIOLES MUSEUM

Birthplace of the game's most prodigious performer, George Herman "Babe" Ruth in 1895, this historic rowhouse, located at 216 Emory Street in downtown Baltimore, features a variety of film clips on Ruth and the Orioles, as well as photo displays and memorabilia on the Babe, the Birds and Maryland greats such as Al Kaline, Jimmy Foxx, Lefty Grove and Home Run Baker.

The Babe Ruth House was rescued from the wrecker's ball by civic leaders and sports fans in '67. A non-profit foundation was formed and the Babe's birthplace and three adjoining rowhouses were renovated and opened to the public in '74 as the Babe Ruth Birthplace Museum.

In '82, a 2nd renovation was undertaken which broadened the theme of the Babe Ruth House to include Orioles history as well. In May '83, five months after closing its doors for its 2nd face-lifting, the Babe Ruth Birthplace/Official Orioles Museum re-opened to the public. The museum is open year round at a small cost to the public.

JAMES (JIM) JOSEPH TRABER

28

Born: Dec. 26, 1961

Height: 6'0"; **Weight:** 194

Bats, L; Throws, L

Position: Outfield—First base


Birthplace/Residence: Born in Columbus, OH

. . . Grew up and still lives in Columbia, MD.

Contract Status: Signed thru '87.

Tenure: 90 days.

Signed Originally with: Orioles.



YEAR CLUB	AVG.	G	AB	R	H	2B	3B	HR	RBI	BB	SO	SB	CS	HP
1982 Bluefield-1	.323	61	235	41	76	18	3	9	63	20	31	22	4	4
Hagerstown	.346	7	26	1	9	2	0	0	2	3	1	0	2	0
1983 Hagerstown	.274	128	449	73	123	22	1	14	79	75	81	21	10	7
1984 Hagerstown	.358	48	165	33	59	15	0	2	29	26	19	14	3	0
Charlotte	.351	75	296	51	104	17	2	16	56	32	27	8	4	2
Baltimore	.238	10	21	2	5	0	0	0	2	2	4	0	0	0
1985 Rochester	.265	80	279	32	74	13	2	7	37	18	36	3	2	3
1986 Rochester	.279	87	323	46	90	19	2	12	55	21	38	11	4	3
Baltimore	.255	65	212	28	54	7	0	13	44	18	31	0	0	5
M.L. Totals	.253	75	233	30	59	7	0	13	46	20	35	0	0	5
Pro Totals	.296	561	2006	307	594	113	10	73	367	215	268	79	29	24

GWRBI: '84 Bal.-0; '86 Bal.-3. Total: 3.

1—Selected by Orioles in June '82 free agent draft (21st round)

Career Highs, Game: Runs-2, 4 times, (the latest Aug. 17, '86 at Cle.); **Hits-4,** (Aug. 7, '86 vs. Tex. at Bal.); **3, three times,** (the latest Aug. 22 vs. Cal. at Bal.); **HR-2,** (July 22, '86 vs. K.C. at Bal.); **RBI-4, twice,** (July 20, '86 vs. Min. at Bal. and July 27, '86 vs. Chi. at Bal.)

Hitting Streaks: 6, (July 30 thru Aug. 5, '86).

Grand Slams: 1, (see page 15).

1986 SEASON SUMMARY

Promoted from Rochester on July 18 when **Eddie Murray** went on the disabled list and sparked the O's to a 12-6 record over the next 18 games, moving them to within 2-1/2 games of 1st place Boston on Aug. 5 . . . Batted .333 (63-21) with 8 hrs, 22 rbi in 1st 17 games.

Went 1-for-4 in 1st game on July 18, then in next 8 games had 5 hrs and 13 rbi . . . Included in that stretch: 1st major league homer, a 3-run shot, off Minnesota's **Mike Smithson**, July 20; 2-homer game off K.C.'s **Bret Saberhagen**, July 22; "sudden death" game winning single in 9th inning off Chicago's **Dave Schmidt**, July 26; 1st career grand slam off **Bill Dawley** of White Sox, July 27.

Continued hot hitting thru Aug. 23 when he was batting .342 (117-40) with 22 runs, 10 hrs, 32 rbi in 32 games . . . From that point on, however, he batted only .147 (95-14) with 2 hrs, 12 rbi in final 32 games of season . . . Had a 3-for-40 (.075) slump from Aug. 25 thru Sep. 5.

Was 2nd in the A.L. in rbi per at bat (1/4.8) behind Detroit's **John Grubb** (1/4.12) . . . Also led the O's in homers per at bat (1/16.3), 8th in the A.L. Despite batting only 212 times, had an rbi against all 13 teams, one of 4 Orioles to do so.

Played 29 games at first, 7 games in leftfield and one in right . . . Batted .316 (76-24) in 21 games as a designated hitter.

OUTFIELD DEBUT: In first big league game in outfield on Aug. 12 in Baltimore, he threw out Toronto's **George Bell** at 2nd base on the first ball hit to him.

ROCHESTER: Took spring training with the Orioles, but was assigned to Rochester on March 21 . . . Was 2nd in the International League in rbi (55), 2nd on the club in hrs (12) and first in stolen bases (11) at time of recall . . . Named International League "player of the week", June 16-22, (.444, 27-12, 4 doubles, 2 hrs, 7 rbi).

JIM TRABER (Cont.)

OFF-SEASON: Started to play winter ball in the Dominican Republic, but returned home Nov. 3 and underwent surgery for the removal of a bone chip from his left elbow.

MISCELLANEOUS: Had 3 singles in 4 at bats vs. California on Aug. 22 with all 3 hits coming on 0-2 pitches . . . Delivered 2-run pinch-single with 2 out in bottom of 8th inning to give O's 4-3 win vs. Milwaukee on Sep. 20 . . . Had 1st 4-hit game of career vs. Texas on Aug. 7 . . . Came back with 3 hits the next night vs. Cleveland.

PREVIOUS CAREER HIGHLIGHTS

1985: Spent entire season at Rochester, but missed 7 weeks after injuring left knee on May 20 . . . Suffered torn cartilage and was operated on May 22 . . . Didn't return until July 9 . . . For first time in career played more outfield than first base.

1984: Recalled by the Orioles on Sep. 21 . . . Got his 1st major league hit that day in 2nd at bat off Boston's **Oil Can Boyd** . . . Accompanied the Orioles on their fall tour of Japan and batted .286 (28-8) with 2 hrs, 6 rbi in 9 games.

Began the season with Hagerstown and was batting .358 (165-59), 2nd in Carolina League when he was promoted to Charlotte in late June . . . Spent only half season at Charlotte but led club with 16 homers . . . His .351 average (296-104) led Charlotte, but he lacked enough plate appearances to qualify for Southern League batting title.

Had a composite .354 average (461-163) average at Charlotte and Hagerstown with 18 hrs and 85 rbi in 123 games.

1983: With Hagerstown, led Carolina League 1st basemen in fielding (.991), games (119), putouts (1006), total chances (1070) and double plays (96) . . . Was 2nd on club in stolen bases with 21 and 3rd in hits (123) and home runs (14) . . . Played in league all-star game.

1982: Signed by **Jim Gilbert** . . . Named to Appalachian League all-star team while with Bluefield . . . Tied for league lead in rbi (63) and led in game-winning rbi (10) . . . Was 2nd in league in doubles (18) . . . Led league 1st basemen in games (59), total chances (581), putouts (540), assists (34) and double plays (44).

AMATEUR BACKGROUND: Attended Oklahoma State University on a football scholarship . . . Started 6 games at quarterback as a sophomore in '80 and passed for 260 yards in his debut against Washington.

Led Oklahoma State to College Baseball World Series in '81 & '82 . . . Set numerous records at OSU including career batting average (.392), hits, doubles, total bases, and rbi . . . Set Big Eight record with 26 doubles in a single season. Was All-Big Eight and honorable mention all-America as a sophomore.

Was a 3-sport star at Wilde Lake High School in Columbia, Maryland (graduated '79) . . . Started in football, basketball and baseball . . . Was named "Prep Athlete of the Year" by the Baltimore Evening Sun in '79.

PERSONAL: Is an accomplished professional singer . . . Has appeared in amateur stage productions of "Guys and Dolls", "Oklahoma", "Camelot", "Lil Abner", "Annie Get Your Gun" and "Man of La Mancha."

Sang the National Anthem at Memorial Stadium before the game on Sep. 21, '84, the night of his major league debut . . . Sang the anthem once in '86: Aug. 27 at Seattle.

Married the former **Joan Sampson** on Orioles' off-day last season (Aug. 25).

ORIOLES AND THE RE-ENTRY DRAFT

PLAYERS LOST

Year	Name	Signed With
1976	Wayne Garland (p)	CLE
	Bobby Grich (2b)	CAL
	Reggie Jackson (of)	NYN
	Royle Stillman (of)	CHIWS
1977	Dick Drago (p)	BOS
	Ross Grimsley (p)	MONT
	Elliott Maddox (of)	NYM
1979	Don Stanhouse (p)	LA

PLAYERS ACQUIRED

Year	Name	Previous Club
1976	Billy Smith (2b)	CAL
1978	Steve Stone (p)	CHIWS
1980	Jim Dwyer (of)	BOS
	Jose Morales (c)	MIN
1983	Tom Underwood (p)	OAK
1984	Don Aase (p)	CAL
	Lee Lacy (of)	PIT
	Fred Lynn (of)	CAL

Note: Al Bumbry ('78), John Lowenstein ('82), Joe Nolan ('82), and Dan Ford ('83) were all eligible in re-entry system but re-signed with Orioles.

ALAN ANTHONY WIGGINS


Born: Feb. 17, 1958
Height: 6'2"; **Weight:** 164
Bats, L-R; **Throws,** R
Position: Second base

Birthplace/Residence: Born and grew up in Los Angeles, CA . . . Resides in San Diego.

Contract Status: Signed four-year contract extending thru '88 season, in Feb., '85.

Tenure: 4 years, 144 days.

Signed Originally with: California.



YEAR CLUB	AVG.	G	AB	R	H	2B	3B	HR	RBI	BB	SO	SB	CS	HP
1977 Idaho—1	.271	63	225	64	61	3	1	23	54	29	25	5	4	
1978 Quad Cities—2	.201	49	169	30	34	3	0	1	12	37	15	26	7	0
1979 Clinton—3	.257	95	296	57	76	3	1	0	27	65	40	43	14	2
1980 Lodi	.288	135	433	108	148	10	5	0	35	82	54	120	25	6
1981 San Diego—4	.357	15	14	4	5	0	0	0	0	1	0	2	0	0
Hawaii	.302	133	513	97	155	17	8	0	33	62	33	73	15	4
1982 Hawaii	.312	19	77	14	24	2	4	1	4	9	5	21	1	0
San Diego	.256	72	254	40	65	3	3	1	15	13	19	33	6	1
1983 San Diego	.276	144	503	83	139	20	2	0	22	65	43	66	13	1
1984 San Diego	.258	158	596	106	154	19	7	3	34	75	57	70	21	3
1985 San Diego	.054	10	37	3	2	1	0	0	0	2	4	0	0	0
Las Vegas—5	.250	2	8	2	2	0	0	0	1	1	0	1	2	0
Rochester—6	.182	6	22	1	4	1	0	0	1	4	0	1	2	0
Baltimore	.285	76	298	43	85	11	4	0	21	29	16	30	13	2
1986 Baltimore	.251	71	239	30	60	3	1	0	11	22	20	21	7	0
Rochester	.205	17	44	2	9	2	0	0	3	1	3	3	1	0

A.L. Totals .270 147 537 73 145 14 5 0 32 51 36 51 20 2

N.L. Totals .260 399 1404 236 365 43 12 4 71 156 123 171 41 5

M.L. Totals .263 546 1941 309 510 57 17 4 103 207 159 222 61 7

GWRBI: '82-4; '83-2; '84-0; '85-0; '86-1. Total: 7.

*Led League

1—Selected by California Angels in January '77 free agent draft (1st round).

2—Released by Angels on 6/10/78.

3—Signed as a free agent by Los Angeles Dodgers organization on 1/26/79.

4—Drafted by San Diego Padres, 12/8/80.

5—Acquired by Orioles from San Diego Padres organization on 6/27/85 in deal for pitcher Roy Lee Jackson and minor league player to be named later . . . Assigned to Rochester.

6—Reported to Orioles, 7/5/85.

League Championship Series Record

YEAR CLUB	AVG.	G	AB	R	H	2B	3B	HR	RBI	BB	SO	SB	CS	HP
1984 SD vs. Chi.	.316	5	19	4	6	0	0	0	1	2	2	0	1	0

World Series Record

YEAR CLUB	AVG.	G	AB	R	H	2B	3B	HR	RBI	BB	SO	SB	CS	HP
1984 SD vs. Det.	.364	5	22	2	8	1	0	0	1	0	2	1	0	0

Career Highs, Game: Runs-3, 4 times, (the latest Apr. 19, '86 vs. Tex. at Bal.);

Hits-4, (Sep. 26, '85 at Mil.); **RBI-3, twice,** (the latest June 23, '83 at L.A.); **SB-5,** (May 17, '84 vs. Mtl. at S.D.); **4,** (July 21, '84 at Pit.)

Hitting Streaks: 13, (May 23 thru June 10, '82); **11,** (Aug. 2 thru 15, '85).

Grand Slams: None.

1986 AND MAJOR LEAGUE CAREER

Began '86 as the O's regular 2nd baseman and started 50 of the 1st 63 games thru June 18 . . . Was in a 6-for-47 (.128) slump, however, when assigned to Rochester on July 25 with teammates **Mike Young** and **Floyd Rayford** . . . Was tied for 6th in the A.L. with 21 steals at the time of his departure.

Returned to the O's on Sep. 15, but played in only 3 games, all as a pinch-runner.

Average with O's reached a high of .292 (144-42) on May 29 following a 22-game span which saw him hit .368 (87-32) . . . During the O's early season 21-6 surge (May 10 thru June 8), their best stretch of '86, Alan batted .326 (92-30) and didn't make an error.

His sac fly on June 22 drove in the winning run in the O's 4-0 win at Boston, his first gwrbi since Sep. 14, '83.

In the A.L., only K.C.'s **Angel Salazar** had more at bats (298) without a

ALAN WIGGINS (Cont.)

home run . . . Alan has now gone 794 at bats (193 games) since hitting his last homer, Aug. 20, '84 off **Sid Fernandez** of the Mets . . . The longest current homer-less streak in the majors belongs to Philadelphia's **Greg Gross** (1,591 at bats).

Played in only 17 of Red Wings 36 games during his stay at Rochester.

MAJOR LEAGUE CAREER

STOLEN BASES: Has a career average of one stolen base every 2.45 games (SB-222, G-546), 3rd best in the majors (min. 100 sb's) behind **Rickey Henderson** (1/1.65, SB-660, G-1087) and **Tim Lincecum** (1/1.91, SB-461, G-822).

Career stolen base success rate is .787 (222-282), 11th best among active major leaguers (min. 100 sb's) and 8th among those with at least 200 steals . . . Despite playing only 2 full seasons is 21st among active major leaguers in career steals.

In '85, became the 4th player in Orioles history to steal 30 bases in one season (**Al Bumbry** did it 3 times and **Don Baylor** and **Luis Aparicio** did it twice).

Became only the 4th National League player since the turn of the century to steal 5 bases in a game when he did it against the Montreal Expos on May 17, '84 . . . Joined **Dennis McGann** (New York, '04); **Davey Lopes** (L.A., '74) and **Lonnie Smith** (Stl., '82) in that elite group.

Twice during '84 he stole home . . . First off **Jerry Reuss** on Apr. 12 at Dodger Stadium and again on Aug. 24 against **Mike LaCoss** at Houston . . . Led the Padres in steals in '82, '83, '84.

TOUGH TO FAN/DOUBLE UP: During big league career has fanned only 159 times in 2,211 plate appearances (1/13.90) . . . In '85, was the toughest player to strikeout in the A.L. (min. 300 plate appearances). He went down on strikes only 16 times in 335 total trips, an average of one per 20.93 . . . Was 3rd in the N.L. in that department in '84 (1/12.1).

Has bounced into only 12 double plays in 2,180 at bats (1/181.7) . . . In the majors in '86, he had the most at bats without grounding into a double play (last had a gdp on Oct. 3, '85, 74 games ago) . . . Was also the toughest to double up in the N.L. in '84 (596-2, 1/298) and 2nd in '83 (503-3, 1/167.6).

SWITCH-HITTING: A natural righthanded hitter . . . Started switch-hitting in 1st year of pro ball with Angels' organization . . . With O's has batted .308 (172-53) righthanded and .252 (365-92) lefthanded.

Lifetime has a .303 (608-184) average from the right side and a .245 (1333-326) mark from the left. Has hit all 4 career homers from the right side.

FIELDING: Had a 31-game errorless stretch (May 2 thru June 10), longest of career . . . Had only 3 errors thru his 1st 51 games at 2nd, but made 3 throwing errors at home vs. Detroit on June 18.

Made switch from outfield to 2nd base with San Diego at the beginning of the '84 season and has played exclusively at 2nd since . . . Made 12 errors in 1st 28 games at 2nd, but went on to lead all major league 2nd basemen in putouts with 391 . . . His career fielding mark at 2nd is .965 (TC-1502, E-52) in 309 gmes.

Broke into pro ball as 2nd baseman, but played all 4 infield positions and outfield during minor league career . . . Began major league career as an outfielder with San Diego in '81 . . . Did play one game at 2nd in '82 and 45 games at 1st in '83 (subbing for injured **Steve Garvey**).

BY-MONTH, LIFETIME: Apr.-177 (203-36), HR-0, RBI-6 . . . May-207 (371-114), HR-2, RBI-20 . . . June-238 (357-85), HR-0, RBI-20 . . . July-256 (332-85), HR-1, RBI-19 . . . Aug.-299 (314-94), HR-1, RBI-19 . . . Sep.-Oct.-271 (354-96), HR-0, RBI-19.

POST-SEASON: Was San Diego's 2nd leading hitter in '84 post-season (vs. Cubs, Tigers) with a .341 (41-14) average in 10 games (**Kurt Bevacqua** led at .368, 19-7) . . . Led club with 8 World Series hits vs. the Tigers . . . Was 3-for-5 in game #2 of World Series, Padres' only win.

PREVIOUS CAREER HIGHLIGHTS

1985: Began the season with San Diego, but missed 1st 8 days because of a sprained right knee . . . After recovering, he appeared in only 10 games for the Padres, the last on Apr. 24 at San Diego vs. Atlanta.

Left the club the following day because of personal problems . . . Placed on the rehabilitation list Apr. 27, then sent to Las Vegas (PCL) on injury rehab assignment June 18.

188

After he was acquired by the O's (June 27), he went to Rochester on June 29, and appeared in 6 games for the Red Wings . . . Then joined the O's in K.C. July 5 and was thrown into the lineup, the 1st of his 74 starts for the Birds.

Despite playing in only 76 games, stole club-high 30 bases, 8th in the A.L. . . . From the day he joined the club thru the end of the season, he ranked as A.L.'s 2nd leading base stealer . . . Only **Rickey Henderson** stole more (44-30) in that span.

Also led club with 6 sac hits . . . Batted .380 (50-19) with runners in scoring position . . . Overall, batted .310 (242-75) in final 61 games beginning July 26.

1984: Set San Diego club records for runs (106) and stolen bases (70) . . . Was 3rd in the N.L. in steals behind Montreal's **Tim Lincecum** (75) and Philadelphia's **Juan Samuel** (72) . . . Tied for 2nd in league in runs scored with **Raines** behind Chicago's **Ryne Sandberg** (114).

Played in career-high 158 games, all at 2nd base . . . Also led club with 14 sacrifice hits, tied for 2nd most in the N.L.

Had a .342 on base pct., which helped major league batting leader **Tony Gwynn** considerably . . . **Gwynn**, batting behind Wiggins, hit .412 with Wiggins on base.

1983: Was not in the lineup when the season began, but played extensively at 2 positions before season was over . . . Broke into starting lineup on Apr. 28 as an outfielder and played 105 games there . . . Was moved to 1st base where he played the final 45 games of the year for **Steve Garvey** who broke his thumb . . . Was selected "Most Valuable Padre" by San Diego chapter of the BBWAA.

Established a Padre record for stolen bases with 66, 2nd in the N.L. behind **Tim Lincecum** (90) . . . Twice that season he had streaks of 19 straight stolen bases without being caught . . . Had more than one stolen base in a game 17 times and on 3 occasions he had 3 in a game . . . Led the club in runs scored (83).

1982: Was recalled from Hawaii on May 3 and proceeded to hit in a career-high 13 straight games from May 23 to June 10 . . . During his 1st month with the Padres, he hit safely in 20 of 21 games, with 18 stolen bases and 21 runs scored . . . Stole 30 of 39 bases (79%) . . . Hit 1st major league homer off St. Louis' **Dave LaPoint** on May 20.

MINORS: In '81, had a big year at Hawaii, batting .302, scoring 97 runs and leading the PCL in stolen bases with 73 . . . Set an all-time pro baseball record when he stole 120 bases for Lodi in the California League. League managers voted him the most likely player to succeed in the majors.

PERSONAL: He and his wife, **Angie**, have 3 children: 5-year-old **Cassandra**, **Alan Jr.**, born on July 19, '85, and **Candice Dana**, born Feb. 14, '87 . . . An avid fisherman.

64

MARK A. WILLIAMSON

64


Born: July 21, 1959
Height: 6'0"; **Weight:** 155
Bats, R; Throws, R
Position: Pitcher

Birthplace/Residence: Born in Corpus Christi, TX . . . Raised and still lives in Lemon Grove, CA.

Contract Status: Signed thru '87.

Tenure: None.

Signed Originally with: San Diego.



YEAR CLUB	W-L	ERA	G	GS	CG	SHO	SV	IP	H	R	ER	BB	SO
1982 Reno-1	7-5	4.39	26	0	0	0	9	41	34	24	20	18	30
1983 Beaumont	6-3	4.03	47	1	0	0	3	83	90	45	37	30	39
1984 Reno	10-12	2.90	56	1	0	0	15	93	105	41	30	23	69
1985 Beaumont	10-9	2.86	42	0	0	0	8	78.2	72	27	25	23	63
1986 Las Vegas-2	10-3	3.36	65	0	0	0	16	104.1	103	47	39	36	81
Pro Totals	43-32	3.40	236	2	0	0	51	400.0	404	184	151	130	282

1—Selected by San Diego Padres' organization in the June '82 free agent draft (4th round).

2—Acquired by Orioles from San Diego Padres organization with catcher Terry Kennedy in deal for pitcher Storm Davis on 10/30/86.

189

MARK WILLIAMSON (Cont.)

Pitches: Fastball, slider, sinker, palm ball.

1986 SEASON SUMMARY

Led the Pacific Coast League in saves (16, tied), appearances (65) and winning percentage (.769, 10-3) while with PCL champion Las Vegas. . . His 3.36 era, was 11 innings shy of qualifying as the 2nd best in the league (the league average in '86 was a 4.49 era).

Was the top reliever in AAA ball in the Roloids Relief competition accumulating 49 points (+2 for a win or save, -1 for a loss) . . . Named to Baseball America's PCL all-star team.

In last 3 years has a 30-24 record with 39 saves and a 3.06 era (IP-276, ER-94) in 163 appearances.

PREVIOUS CAREER HIGHLIGHTS

1985: Led the Texas League in relief wins (10) and earned a club-high 8 saves. . . Was 30 innings shy of 2nd best era in league.

1984: Had club-high 15 saves, 6th in the California League while at Reno. . . His 56 appearances were tied for 3rd most in the league. . . Had the only sub-3.00 era on the staff.

EARLY CAREER: In 1st year of pro ball at Reno (California, A), he earned 7 wins and 9 saves in 26 appearances. . . Led the club in saves. . . In '83, was 2nd in appearances for Texas League champion Beaumont.

AMATEUR CAREER: Played 2 seasons at San Diego State ('81-'82). . . As a junior his teammates included **Tony Gwynn** (Padres), **Bobby Meacham** (Yankees) and **Al Newman** (Expos). . . In '82, as a senior, he was 11-8 with 11 saves and a 1.73 era (IP-109, ER-21) to help lead San Diego State to 57-31 record and a berth in the NCAA Regional tournament. . . Led the nation in saves, was 7th in era and 8th in strikeouts (113). . . Named 3rd team All-America and All-Western Athletic Conference. . . Also played at Grossmont College in El Cajon, CA. . . Attended Mt. Miguel (CA) High School.

PERSONAL: He and his wife, the former **Lori Benbrook**, have a son, **Elliot** (2/24/83). . . Mark works for an aircraft parts manufacturing company in the off-season. . . Studied mechanical engineering at San Diego State.

43

MICHAEL (MIKE) DARREN YOUNG

Born: Mar. 20, 1960

Height: 6'2"; **Weight:** 194

Bats, L-R; Throws, R

Position: Outfield


Birthplace/Residence: Born in Oakland, CA. . .

Now lives in Hayward, CA.

Contract Status: Signed thru '87.

Tenure: 3 years, 32 days.

Signed Originally with: Orioles.



YEAR CLUB	AVG.	G	AB	R	H	2B	3B	HR	RBI	BB	SO	SB	CS	HP
1980 Miami—1	.267	115	393	72	105	13	8	5	52	73	91	18	6	2
1981 Miami	.345	63	235	32	81	19	6	3	34	35	48	17	4	2
Charlotte	.320	75	275	58	88	16	3	12	45	45	67	23	5	1
Rochester	.333	1	3	0	1	0	0	0	0	0	1	0	0	0
1982 Rochester	.265	137	502	86	133	22	11	16	62	*82	140	11	7	6
Baltimore	.000	6	2	2	0	0	0	0	0	0	1	0	0	0
1983 Rochester	.284	102	373	62	106	14	8	14	66	56	93	18	5	1
Baltimore	.167	24	36	5	6	2	1	0	2	2	8	1	0	1
1984 Rochester	.333	20	72	17	24	6	1	4	15	9	19	0	1	0
Baltimore	.252	123	401	59	101	17	2	17	52	58	110	6	2	7
1985 Baltimore	.273	139	450	72	123	22	1	28	81	48	104	1	5	4
1986 Baltimore	.252	117	369	43	93	15	1	9	42	49	90	3	1	3
Rochester	.278	32	97	14	27	2	0	5	21	22	25	6	1	1
M.L. Totals	.257	409	1258	181	323	56	5	54	177	157	313	11	8	15

GWRBI: '82-Bal.-0; '83-Bal.-1; '84-Bal.-7; '85-Bal.-9; '86-Bal.-3. Total: 20.

*Led League

1—Selected by Orioles organization in January '80 free agent draft (1st round secondary phase). . . Signed by Caesar Sinibaldi on 1/14/80.

Career Highs, Game: **Runs-3, twice** (the latest June 20, '86 at Bos.); **Hits-4** (Apr. 23, '85 at Tex.); **3, 12 times**, (6 in '86); **HR-2, 3 times**, (the latest Sep. 10, '85 at Bos.); **RBI-5**, (Aug. 17, '85 vs. Tex. at Bal. and Sep. 20, '84 vs. Bos. at Bal.); **4**, (Sep. 3, '84 at Det.)

Hitting Streak: **15**, (July 6 thru 24, '85); **9**, (Sep. 16 thru 24, '84).

Grand Slams: **1**, (see page 15).

1986 AND MAJOR LEAGUE CAREER

Experienced significant decrease in average, home runs and rbi from his outstanding '85 totals. . . Average dropped off 21 points, home runs were down 19 and rbi 39. . . In the A.L., only Chicago's **Carlton Fisk** suffered a larger decline in home run production from '85 (23 fewer).

Fanned a club-high 90 times. . . Played 69 games in the outfield, all in left and served as designated hitter in 38 games.

Was optioned to Rochester for 5 weeks (July 24–Aug. 30), but after returning to O's hit .333 (93-31) in final 28 games to raise average 27 points from season low of .225 on Sep. 5.

Was batting .281 (114-32) in 36 games thru May 26, but had only one homer and 12 rbi. . . That lone home run, on May 15, was his 1st since Oct. 1, '85 (33 games). . . Batted only .201 (144-29) over next 47 games and was optioned with **Floyd Rayford** and **Alan Wiggins** on July 24. . . At time was hitting .236 (258-61) with 5 hrs, 30 rbi and had not homered in 29 games.

Recalled from Rochester on Aug. 30 and homered that day in 2nd at bat off Oakland's **Jose Rijo**, 1st homer as an Oriole since June 16. . . Batted .288 (111-32) with 4 homers, 12 rbi in 34 games after recall including hot stretch in final 28 games (see above).

ROCHESTER: Was hitless in 1st 14 at bats at Rochester, but batted .325 (83-27) over his last 26 games. . . In one week (Aug. 9–15) he hit 2 grand slams and a 3-run homer. . . Grand slams came against Toledo, Aug. 9, and Tidewater, Aug. 15. . . His 3-run homer came with one out in the 9th and gave the Red Wings a 4-2 win over Toledo on Aug. 10. . . Ball traveled an estimated 500 feet.

YOUNG BY MONTH

1986 SEASON						LIFETIME				
AVG.	AB	H	HR	RBI	MONTH	AVG.	AB	H	RBI	
.275	51-14	0	5		APR.	.243	111-27	2	11	
.257	74-19	1	7		MAY	.251	175-44	4	21	
.232	82-19	4	14		JUNE	.237	198-47	8	28	
.176	51-9	0	4		JULY	.241	228-55	8	25	
.143	7-1	1	1		AUG.	.291	182-53	18	48	
.298	104-31	3	11		SEP.-OCT.	.266	364-97	14	44	

SWITCH-HITTING: For the 2nd straight year, but only the 2nd time since becoming a switch-hitter in '80 Florida Instructional League, he hit higher from the right side (.272, 125-34) than from the left (.242, 244-59). . . Hit 3 homers righthanded, 6 lefthanded.

His career marks are .258 (813-210) lefthanded and .254 (113/445) from the right side. . . Natural lefthanded hitter. . . Worked closely with former O's batting instructor **Ralph Rowe** on conversion to switch-hitting.

Has homered from both sides of the plate in a single game once, Aug. 13 vs. Cleveland, off **Ramon Romero** and **Rich Thompson**.

VS. OPPONENTS: See Individual Hitting vs. Each Opponent (page 60). See also Vs. Yankees (page 45), Vs. Seattle (page 47) & Vs. Texas (page 48).

MISCELLANEOUS: Walked 4 times at Oakland on May 28. . . Was 4-for-9 with 2 sac flies in base loaded situations. . . For the 2nd straight year led Oriole outfielders with 5 errors.

PREVIOUS CAREER HIGHLIGHTS

1985: Ranked among the top sluggers in the A.L. during 2nd half of season. . . Hit club-high 20 home runs after the all-star break. . . Thru July 11, had only 6 homers and 23 rbi in 61 games, but had 22 hrs, 58 rbi the final 78 games.

His 22 homers from July 12 thru the end of the season were bettered only by **Don Mattingly** (27) and **Darrell Evans** (23). . . **Steve Balboni** also hit 22. . . Had incredible streak of 20 homers and 49 rbi in 51 games (189 ab's) from July 12 thru Sep. 10. . . Hit 9 in 13 games from Aug. 2–17.

Record Month: Set a club record with 32 rbi in August breaking record of 31 held by **Doug DeCinces** (July '78) and **Boog Powell** (July '69). . . Hit 11 home runs that month. The only Oriole to have hit more in one month were

MIKE YOUNG (Cont.)

Frank Robinson (13 & 12) and **Jim Gentile** (15) have hit more in one month (see page 10).

Best stretch was from Aug. 1-17 when he drove in 24 runs in 14 games while batting .347 (49-17) with 9 homers and 13 runs scored . . . Named A.L. "player of the week", Aug. 11-17, when he hit .368 (19-7) with 5 homers (all at home), including 3 game-winners and 13 rbi in 6 games.

1984: Finished 2nd among A.L. rookies in homers with 17 behind **Alvin Davis** of Seattle (27) . . . Was 3rd in rbi among the league's rookies with 52 behind **Davis** (116) and Minnesota's **Tim Lincecum** (61).

Joined the Orioles from Rochester on May 7 . . . Was 3rd on the O's in at bats (401), runs (59) and gwrbi (7); tied for 3rd in hits (101), walks (58) and in homers and rbi.

Had 11 hrs the last 2 months of the season, most on the club . . . Hit 1st major league homer off Seattle's **Ed Vande Berg** at Memorial Stadium on May 19 . . . Hit 1st major league grand slam off Detroit's **Aurelio Lopez** on Sep. 3 breaking 3-3 tie with 2 out in 8th of O's 7-4 win.

Before joining the O's, was leading Rochester in hitting (.333, 72-24), homers (4) and rbi (15) . . . Batted .377 (52-20) in last 16 games at Rochester.

1983: Was recalled from Rochester on June 24 when **Dan Ford** went on the DL . . . Hit .214 (28-6) in 15 games . . . Singled off N.Y.'s **George Frazier** on June 30 for 1st major league hit . . . Returned to Rochester when **Ford** was reactivated and was recalled in Sep.

Rochester: Despite stint in Baltimore, still led Red Wings in rbi (66), tied for team lead in stolen bases (18), 2nd in homers (14) and triples (8) . . . Batted .262 (244-64) with 8 home runs and 46 rbi in 65 games before 1st recall and .326 (129-42) with 6 homers and 20 rbi in 37 games during his 2nd stay in Rochester.

1982: Tied for 2nd in International League with 137 games played, was 3rd in triples (11), and 4th in walks (82) . . . Hit 16 homers and topped the I.L. with 140 strikeouts.

Joined the Orioles on Sep. 11 and made major league debut as pinch-runner Sep. 14 vs. New York.

PRO CAREER: In '81 hit a composite .331 (513-170) with 15 home runs, 79 rbi and 40 stolen bases in 139 games for 3 clubs . . . Was leading the Florida State League in batting when promoted from Miami to Charlotte on June 17 . . . Was selected to FSL all-star outfield at end of season despite spending only 2 months in league.

In '80 had the highest average among regulars at Miami at .267 and led the Florida State League in assists (17).

AMATEUR BACKGROUND: Played one season at St. Mary's College (Moraga, CA) . . . Transferred to Chabot Junior College in Hayward, CA in Sep. '79 and played fall baseball there.

Lettered in baseball and basketball at Hayward High School (graduated '78) . . . Was all-league in baseball 3 seasons and team captain senior year . . . Was drafted by the Cleveland Indians out of high school but did not sign.

PERSONAL: Hobbies: music, fishing and racquetball . . . Single.

WORLD SERIES SHARES (cont. from page 71)

Here are the individual shares that Baltimore players received over the years:

1960	\$ 1,154.68	(2nd place)	1972	\$ 330.88	(3rd place East)
1961	946.17	(3rd place)	1973	7,469.77	(1st place East)
1963	740.85	(4th place)	1974	7,394.76	(1st place East)
1964	971.85	(3rd place)	1975	1,245.15	(2nd place East)
1965	1,187.07	(3rd place)	1976	1,652.12	(2nd place East)
1966	11,683.04	(World Champions)	1977	1,173.30	(2nd place East tie)
1968	1,904.04	(2nd place)	1979	22,113.94	(A.L. Champions)
1969	14,904.21	(A.L. Champions)	1980	2,668.71	(2nd place East)
1970	18,215.78	(World Champions)	1981	757.87	(3rd place East*)
1971	13,906.46	(A.L. Champions)	1982	2,926.54	(2nd place East)
			1983	65,487.50	(World Champions**)

\$179,241.29—Total

*Though the O's had 2nd best full season record in A.L. East, they received only 3rd place money because New York and Milwaukee each won half-season championships.

**The O's voted 29 full shares in '83 . . . The Phillies' (losers') share in '83 was \$44,473.31. They, too, voted 29 full shares.

Note: In '86 the World Champion Mets each earned \$86,254.00, World Series record . . . The losing Red Sox' share was \$74,985.65.

192

ORIOLES '87 PROMOTION SCHEDULE

DATE	OPP.	GIVEAWAY	ELIGIBLE
Sat. May 2	Chi.	WCBM Radio Night	Adults 15 & older
Sun. May 3	Chi.	Esskay Corduroy Cap Day	Everyone
Mon. May 11	Min.	Baltimore Sun Photo Album Night	Everyone
Fri. May 29	Sea.	Youth Batting Helmet Night	Kids 14 & under
Sun. May 31	Sea.	Coca-Cola Backpack Day	Kids 14 & under
Fri. June 12	Tor.	National Premium Picnic Coolers	Adults 21 & older
Sun. June 14	Tor.	Toyota Travel Bag Day	Adults 15 & older
Fri. June 19	Det.	Miller Lite Flop Hat Night	Adults 21 & older
Sun. June 21	Det.	Home Team Sports Youth Jersey Day	Kids 14 & under
Fri. July 10	Min.	Budweiser Tankard Night	Adults 21 & older
Sun. July 12	Min.	Youth Jacket Day	Kids 14 & under
Fri. July 24	K.C.	Carefirst/WMAR-TV Umbrella Night	Adults 21 & older
Sun. July 26	K.C.	Player-Team Photo Card Day	Kids 14 & under
Fri. Aug. 7	Tex.	Chase Bank of Maryland Sports Bags	Adults 15 & older
Sat. Aug. 8	Tex.	WCBM Radio/Miller Lite Fireworks	Everyone
Sun. Aug. 9	Tex.	Gatorade Youth Sportswatch Day	Kids 14 & under
Sat. Aug. 15	Mil.	Coors/Orioles Hall of Fame Induction	Everyone
Sun. Aug. 16	Mil.	Equitable Life Orioles Oldtimers Game	Everyone
Fri. Aug. 28	Cal.	On-field Photo Night	Everyone
Sun. Aug. 30	Cal.	Back To School Notebook	Kids 14 & under
Fri. Sept. 4	Oak.	Kay Jewelers Table Clock Night	Adults 15 & older
Sun. Sept. 6	Oak.	Travel Mug Day	Adults 15 & older

Note: Additional Promotions will be added and schedule is subject to change.

O'S JAPAN TRIPS '71 & '84

The Orioles have made 2 trips to Japan, both sponsored by the Yomiuri Shimbun, Japan's largest newspaper and the owners of the Tokyo Giants.

In '71, the O's were 12-2-4 on a 31 day tour and went 8-0 with 3 ties against the Giants who had just captured their 7th straight Japan championship. The O's left on the month long junket just 3 days after losing a 7-game World Series to the Pirates.

The Birds earned the '84 trip by beating the Phillies in the '83 World Series . . . Despite a 5th place '84 finish, the O's went 4-1 in the first 5 games against the '84 Japan Champion Hiroshima Carp, and 4-1 as well vs. the sponsoring Tokyo Giants. Their overall record was 8-5-1.

Last fall Cal Ripken Jr. represented the Orioles on a team of American Major League All-Stars that went 5-1 against an All-Star aggregation from the Japanese Central and Pacific Leagues . . . Cal led the Americans in hitting with a .500 average (14-7) . . . See Ripken's biog for more details.

ORIOLES SPRING RECORDS—1954-1986

YEAR	TRAINING SITE	W-L	HOME ATT.	HOME DATES*	YEAR	TRAINING SITE	W-L	HOME ATT.	HOME DATES*
1954	Yuma	16-12	10,684	4	1971	Miami	14-13	45,185	13
1955	Daytona B'ch	11-15	14,697	7	1972	Miami	10-8	42,522	10
1956	Scottsdale	10-19	15,699	9	1973	Miami	13-11	47,003	13
1957	Scottsdale	14-19	15,568	9	1974	Miami	11-11	40,247	12
1958	Scottsdale	11-19	16,092	11	1975	Miami	18-9	41,623	13
1959	Miami	17-8	25,771	13	1976	Miami	4-11	29,123	8
1960	Miami	16-13	39,158	19	1977	Miami	14-10	51,918	11
1961	Miami	12-16	46,419	16	1978	Miami	13-11	57,812	12
1962	Miami	13-11	43,816	16	1979	Miami	10-15	44,310	12
1963	Miami	17-10	52,748	14	1980	Miami	7-14	30,321	9
1964	Miami	16-12	49,257	15	1981	Miami	12-13	42,282	10
1965	Miami	12-16	55,602	14	1982	Miami	14-12**	29,683	13
1966	Miami	15-11	51,372	17	1983	Miami	15-11**	34,883	15
1967	Miami	14-13	50,513	11	1984	Miami	15-12	34,973	11
1968	Miami	12-12	47,208	15	1985	Miami	14-14	55,659	15
1969	Miami	19-5	33,210	13	1986	Miami	14-15	50,592	13
1970	Miami	11-12	34,995	11					

†Against major league "A" teams only.

*Includes only games played at training site.

**One tie.

TICKET DATA

For game and ticket information, write or call Orioles' spring training ticket manager at Miami Stadium, 2301 N.W. Tenth Ave., Miami, Fla. 33127 . . . (305) 635-5395. Prices: Field Box—\$7.00 . . . Terrace Box—\$5.00 . . . General admission—\$4.00 . . . Children's and Senior Citizens' General Admission—\$2.00.

1987 BALTIMORE ORIOLES ROSTER

Manager: Cal Ripken, Sr. (7)

Coaches: Terry Crowley (10); Elrod Hendricks (44); Frank Robinson (20); Mark Wiley (3); Jimmy Williams (40)

Public Relations—Bob Brown
Traveling Secretary—Phil Izzo

No.	PITCHERS	(16)	B-T	Ht.	Wt.	Born	Birthplace	Residence	1986 Club	W-L	ERA	G	GS	CG	SV	IP	H	BB	SO	ML Serv.		
41	Aase, Don	RR	6-3	222	9-8-54	5-3-59	Orange, CA	Yorba Linda, CA	Baltimore	6-7	2.98	66	1	0	34	81.2	71	28	67	0.073		
57	Arnold, Tony	RR	6-0	185	5-3-59	5-3-59	El Paso, TX	Irving, TX	Rochester	4-3	1.95	31	1	0	8	87.2	92	14	49	0.043		
45	Beil, Eric	LL	6-0	185	10-27-63		Modesto, CA	Modesto, CA	Baltimore	0-2	3.55	11	0	0	0	25.1	25	11	7	0.034		
									Rochester	7-3	3.05	11	11	4	0	76.2	68	35	59			
									Baltimore	1-2	5.01	4	4	0	0	231.4	214	14	18			
52	Boddicker, Mike	RR	5-11	182	8-23-57		Cedar Rapids, IA	Norway, IA	Baltimore	14-12	4.70	33	33	7	0	218.1	214	74	175	4.100		
42	Bord, Rich	RR	6-7	220	4-18-59		San Francisco, CA	San Francisco, CA	Baltimore	6-4	4.46	52	1	0	3	107.0	105	41	83	3.133		
39	Dixon, Ken	SR	5-11	192	10-17-60		Monroe, VA	Baltimore, MD	Baltimore	11-13	4.58	35	33	2	0	202.1	194	83	170	2.014		
46	Flanagan, Mike	LL	6-0	194	12-16-61		Manchester, NY	Timonium, MD	Baltimore	7-11	4.24	29	28	2	0	172.0	169	66	96	10.170		
54	Habyan, John	RR	6-2	195	1-29-64		Bayshore, NY	Brentwood, NY	Rochester	12-7	4.29	26	25	5	0	157.1	178	69	93	0.049		
47	Havens, Brad	LL	6-1	196	11-17-59		Highland Park, MI	Longwood, FL	Baltimore	1-3	4.44	6	5	0	0	26.1	24	18	14			
13	Jones, Odell	RR	6-3	185	1-13-53		Tulsa, CA	Beaverton, OR	Baltimore	3-3	4.56	46	0	0	0	71.0	64	29	57	3.080		
48	Kinnunen, Mike	LL	6-1	205	4-1-58		Seattle, WA	Seattle, WA	Rochester	2-3	3.86	17	11	4	0	83.2	73	42	69	5.028		
									Rochester	1-3	2.35	47	1	0	0	48.1	58	23	32	0.143		
									Baltimore	0-0	6.43	9	0	0	0	7.0	8	5	1	11.132		
23	Marinez, Tippy	LL	5-10	179	5-31-50		LaJolla, CO	Towson, MD	Baltimore	0-2	5.63	14	0	0	0	16.0	18	12	11			
16	McGregor, Scott	SL	6-1	192	1-18-54		Inglewood, CA	Phoenix, MD	Rochester	0-1	6.00	3	2	0	0	6.0	7	3	4			
32	Schmidt, Dave	RR	6-1	185	4-22-57		Niles, MI	Chatsworth, CA	Baltimore	11-15	4.52	34	33	4	0	203.0	216	57	95	10.025		
24	Talamantez, Greg	RR	6-2	190	10-17-65		Idaho Falls, ID	Chatsworth, CA	Chicago (AL)	3-6	3.31	49	1	0	8	92.1	94	107	67	5.099		
64	Williamson, Mark	RR	6-0	170	7-21-59		Corpus Christi, TX	Idaho Falls, ID	Hagerston	12-6	4.36	26	26	2	0	148.2	131	102	124	0.000		
No.	CATCHERS	(3)	B-T	Ht.	Wt.	Born	Birthplace	Residence	1986 Club	Avg.	G	AB	R	H	2B	3B	HR	BB	SO	ML Serv.		
15	Kennedy, Terry	RR	6-4	230	6-4-56		Euclid, OH	San Diego, CA	San Diego	284	146	432	46	114	22	1	12	57	37	74	7.110	
26	Nichols, Carl	RR	6-0	184	10-14-62		Los Angeles, CA	Compton, CA	Charlotte	269	118	439	63	118	26	1	14	72	61	74	8	0.031
6	Rayford, Floyd	RR	5-10	220	7-27-57		Memphis, TN	Cockeysville, MD	Baltimore	.000	5	5	0	0	0	0	0	1	4	0	0	4.137
No.	INFELDERS	(12)	B-T	Ht.	Wt.	Born	Birthplace	Residence	1986 Club	Avg.	G	AB	R	H	2B	3B	HR	BB	SO	ML Serv.		
17	Burleson, Rick	RR	5-10	160	4-29-51		Lynnwood, CA	La Habra Heights, CA	California	284	93	271	35	77	14	0	5	29	33	32	1	12.155
58	Gonzales, Rene	RR	6-2	180	9-3-61		Austin, TX	Covina, CA	Indianapolis	.273	116	449	57	108	14	2	3	43	41	47	8	0.071
11	Guiterrez, Jackie	RR	6-1	175	6-27-60		Cartagena, Colombia	Miami, FL	Baltimore	.115	11	26	1	3	0	0	0	2	7	0	0	3.006
									Rochester	.186	61	145	8	27	3	0	0	4	3	27	3	
1	Hudler, Rex	RR	6-2	180	9-2-60		Tempe, AZ	Fresno, CA	Rochester	.303	54	198	29	60	7	2	1	22	20	19	5	0.124
									Baltimore	.260	77	219	29	57	12	3	2	13	16	32	12	
30	Jones, Ricky	RR	6-3	188	6-4-59		Tupelo, MS	Decatur, GA	Baltimore	.000	14	1	1	0	0	0	0	0	0	0	1	0.035
									Rochester	.251	123	443	49	111	25	3	9	56	15	54	1	
3	Knight, Ray	RR	6-2	185	12-28-52		Albany, GA	Phoenix, MD	Baltimore	.182	16	33	2	6	2	0	0	4	6	8	0	10.023
33	Murray, Eddie	SR	6-2	215	2-24-56		Los Angeles, CA	Phoenix, MD	Baltimore	.305	137	495	61	151	25	2	17	84	78	49	3	10.000

56	Ripken, Bill	RR	6-1	178	12-16-64	Havre de Grace, MD	Aberdeen, MD	Charlotte	288	141	530	57	142	20	3	5	62	24	49	8	0.005								
8	Ripken, Cal	RR	6-4	218	8-24-60	Havre de Grace, MD	Reisterstown, MD	Baltimore	282	162	627	98	177	35	1	25	91	70	60	4	0.000								
34	Smith, D.L.	RR	6-2	185	10-20-62	Lynwood, CA	Riverside, CA	Charlotte	242	89	286	44	72	15	2	5	34	27	38	11	0.090								
28	Traber, Jim	LL	6-0	215	12-26-61	Columbus, OH	Columbia, MD	Rochester	279	323	460	54	72	2	12	55	44	18	31	0									
								Baltimore	285	95	248	50	54	7	1	0	41	18	31	0									
								Baltimore	251	71	236	30	66	3	1	0	11	22	20	21	4.144								
2	Wiggins, Alan	SR	6-2	164	2-17-58	Los Angeles, CA	Cockeysville, MD	Rochester	205	17	44	2	9	2	0	0	3	1	3	3									
No.	OUTFIELDERS	(9)	B-T	Ht.	Wt.	Born	Birthplace	Residence	1986 Club	Avg.	G	AB	R	H	2B	3B	HR	BB	SO	SB	ML Serv.								
25	Dodd, Tom	RR	6-0	190	8-15-58	Portland, OR	Decatur, AL	Charlotte	323	105	400	75	129	19	3	28	100	53	65	3	0.015								
								Baltimore	231	8	13	1	3	0	0	1	2	2	2	0									
								Rochester	.163	17	49	7	8	1	1	2	6	9	10	0									
9	Dwyer, Jim	LL	5-10	182	1-3-50	Evergreen Park, IL	Tinley Park, IL	Baltimore	.244	94	160	18	39	13	1	8	31	23	31	0	12.015								
38	Gerhart, Ken	RR	6-1	185	5-19-61	Charleston, SC	Murfreesboro, TN	Rochester	.274	124	453	73	124	18	3	28	72	39	105	8	0.022								
								Baltimore	.232	20	69	4	16	2	0	1	7	4	18	0									
27	Lacy, Lee	RR	6-1	195	4-10-48	Longview, TX	Calabasas Park, CA	Baltimore	.287	130	491	77	141	18	0	1	47	37	71	4	14.059								
19	Lynn, Fred	RR	6-1	185	2-3-52	Chicago, IL	Rancho Mirage, CA	Baltimore	.287	127	397	67	114	13	0	23	67	53	59	2	12.030								
70	Padgett, Chris	LR	6-1	190	9-20-62	Rochester, NY	Newville, AL	Charlotte	.324	127	469	72	152	22	7	22	66	19	56	2	2.000								
18	Sheets, Larry	RR	6-3	225	12-6-59	Stanton, VA	Cockeysville, MD	Baltimore	.272	12	48	12	22	1	0	12	66	19	56	2	2.000								
37	Shelby, John	SR	6-1	178	2-23-56	Lexington, KY	Cockeysville, MD	Baltimore	.220	13	404	54	82	14	4	11	49	18	75	18	4.002								
43	Young, Mike	SR	6-2	198	3-20-60	Oakland, CA	Cockeysville, MD	Baltimore	.252	117	369	43	95	15	1	9	42	49	90	3	3.032								
								Rochester	.278	32	97	14	27	20	0	5	21	22	25	6									
No.	NON-ROSTER PLAYERS AT SPRING TRAINING																												
No.	PITCHERS	(3)	B-T	Ht.	Wt.	Born	Birthplace	Residence	1986 Club	Avg.	G	AB	R	H	2B	3B	HR	BB	SO	SB	ML Serv.								
62	Ballard, Jeff	LL	6-2	210	8-13-63	Billings, MT	Billings, MT	Billings, MT	Hagerstown	9-5	1.85	17	17	5	0	0	112.0	106	32	115	0.000								
									Charlotte	5-2	3.32	10	10	0	0	0	59.2	70	20	35									
									Rochester	0-2	7.11	2	2	0	0	0	6.1	11	3	7	3.026								
59	O'Connor, Jack	LL	6-3	210	6-2-58	Yucca Valley, CA	Appopia, FL	Apopka, FL	Charlotte	1-6	8.82	23	2	0	0	0	32.2	47	17	30									
66	Owenby, Rick	RR	6-3	185	10-20-57	Corona, CA	Irvine, CA	Irvine, CA	Calgary	3-3	4.42	10	2	0	0	0	59.0	59	25	27	1.118								
									Louisville	1-3	3.80	17	3	0	0	0	42.2	47	19	25									
									St. Louis	1-3	3.80	17	3	0	0	0	42.2	47	19	25									
36	Hart, Mike (of)	LL	5-11	185	2-17-58	Milwaukee, WI	New Berlin, WI	New Berlin, WI	Rochester	.256	123	438	63	112	25	2	13	50	74	57	8	0.052							
71	Scott, Donnie (c)	SR	5-11	185	8-16-61	Dunedin, FL	Pinellas Park, FL	Pinellas Park, FL	Rochester	.272	59	177	17	47	7	1	1	16	16	18	1	1.140							
65	Simmons, Nelson (of)	SR	6-1	195	6-27-63	Washington, DC	San Diego, CA	San Diego, CA	Nashville	.200	14	45	5	9	2	0	0	4	11	12	0	0.157							
21	Stanicek, Pete (2b)	SR	5-11	185	4-16-63	Harvey, IL	Park Forest, IL	Park Forest, IL	Rochester	.317	89	304	33	83	13	5	8	37	27	53	4	0.000							
49	Tackett, Jeff (c)	SR	6-2	195	12-1-65	Fresno, CA	Campanillo, CA	Campanillo, CA	Hagerstown	.285	83	246	53	145	24	2	0	67	91	47	77	0.000							
50	Van Gorder, Dave (c)	RR	6-2	205	3-27-57	Los Angeles, CA	Peoria, AZ	Peoria, AZ	Hagerstown	.228	66	180	26	41	0	0	1	21	36	36	16	0.000							
									Cincinnati	.300	9	10	0	0	0	0	0	0	0	0	0	2.057							
63	Worthington, Craig (3b)	RR	6-0	180	4-17-65	Los Angeles, CA	Pico Rivera, CA	Pico Rivera, CA	Hagerstown	.300	132	480	85	144	35	1	15	105	82	58	7	0.000							
									Cincinnati	.300	132	480	85	144	35	1	15	105	82	58	7	0.000							
Additional Spring Training Coaches																						Bob Molinaro (67)				Lance Nichols (55)			
Greg Blagini (51)																						Minnie Mendoza (53)				Club Physicians—Dr. Sheldon Goldpeier; Dr. Charles Silberstein			
Trainer—Ralph Sakon																						John Hart (61)				Clubhouse Managers—Jim Tyler (Home); Fred Tyler (Visiting)			
Groundskeeper—Pat Santarone																						Assistant Trainer—Richie Bancells							
172 days constitutes a full season.																													

Club Physicians—Dr. Sheldon Goldgaier; Dr. Charles Sibenstein
Clubhouse Managers—Jim Tyler (Home); Fred Tyler (Visiting)

Bob Molinaro (67)

Minnie Mendoza (53)

John Hart (61)

Glenn Gulliver (72)

Assistant Trainer—Richie Buncells

Lance Nichols (55)

Club Physician—Dr. Sheldon Goldgaier; Dr. Charles Sibenstein
Clubhouse Managers—Jim Tyler (Home); Fred Tyler (Visiting)

Additional Spring Training Coaches
Greg Blaginn (51)
Trainer—Ralph Salvon
Groundskeeper—Pat Santarone

*172 days constitutes a full season.

SPRING TRAINING DATA

Headquarters Hotel: Hyatt Regency Miami
 400 S.E. 2nd Ave., Miami, Fla. 33131—(305) 358-1234
Training Camp: Miami Stadium, 2301 N.W. Tenth Avenue,
 Miami, Fla. 33127—(305) 633-9857
First Workout Dates: Pitchers and Catchers—Fri., Feb. 20
 Infielders and Outfielders—Thurs., Feb. 26

ORIOLES 1987 SPRING TRAINING SCHEDULE

DATE	OPPONENT	PLACE	TIME
MAR.			
• 7 Sat.	New York Yankees	Ft. Lauderdale	1:30 PM
#• 8 Sun.	New York Yankees	Miami	1:30 PM
9 Mon.	Los Angeles Dodgers	Miami	1:30 PM
10 Tues.	Minnesota Twins	Miami	1:30 PM
•11 Wed.	Texas Rangers	Miami	7:30 PM
#•12 Thu.	Montreal Expos	Miami	7:30 PM
13 Fri.	Minnesota Twins	Orlando	1:30 PM
•14 Sat.	Chicago White Sox	Miami	1:30 PM
†•15 Sun.	Atlanta Braves	West Palm Beach	1:35 PM
16 Mon.	Kansas City Royals	Miami	1:30 PM
17 Tues.	Montreal Expos	Miami	1:30 PM
18 Wed.	Atlanta Braves	Miami	1:30 PM
19 Thu.	Texas Rangers	Port Charlotte	1:30 PM
•20 Fri.	Los Angeles Dodgers	Vero Beach	1:30 PM
•21 Sat.	New York Yankees	Miami	7:30 PM
†•22 Sun.	New York Yankees	Ft. Lauderdale	1:30 PM
#•23 Mon.	Boston Red Sox	Miami	7:30 PM
24 Tues.	Montreal Expos	West Palm Beach	1:30 PM
24 Tues.	Atlanta Braves	Miami	1:30 PM
25 Wed.	Texas Rangers	Port Charlotte	7:30 PM
26 Thu.	Kansas City Royals	Ft. Myers	1:30 PM
†•27 Fri.	New York Mets	Miami	7:30 PM
†•28 Sat.	Atlanta Braves	Miami	1:30 PM
•29 Sun.	Atlanta Braves	West Palm Beach	1:35 PM
30 Mon.	Montreal Expos	Miami	1:30 PM
31 Tues.	Texas Rangers	Miami	1:30 PM
APR.			
†• 1 Wed.	New York Yankees	Miami	7:30 PM
#• 2 Thu.	Montreal Expos	West Palm Beach	1:30 PM
• 3 Fri.	Atlanta Braves	West Palm Beach	1:35 PM
#• 4 Sat.	New York Yankees	Ft. Lauderdale	1:30 PM

• Game to be broadcast on WCBM radio (680-AM)

† Game to be telecast on WMAR-TV (Ch. 2)

Game to be telecast on Home Team Sports Cable

SPRING TRAINING ROAD ACCOMMODATIONS March 25, LaQuinta Inn, Ft. Myers, (813-275-3300)

SPRING TRAINING NOTES

This is the 29th consecutive spring that the Orioles have trained in Miami. Over the last 28 years, approximately 1.2 million fans have watched the Birds in exhibition games at Miami Stadium. Last year the Orioles drew 50,592 in 13 Miami Stadium dates, an average of 3,892.

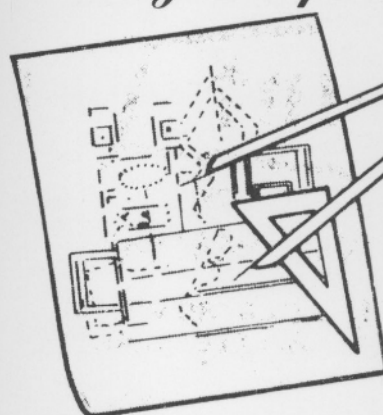
The permanent capacity at Miami Stadium is 9,548, but the Orioles and Yankees drew a standing room only crowd of 12,464 for a Sunday afternoon game on March 14, '65.

Orioles' Spring Training Records, '54 thru '86: **Hitting**—Don Lenhardt (.462, 24-52) in '54 and **John Shelby** (.444, 28-63) in '83. **Home Runs:** 8 by **Tito Francona** in '56, **Frank Robinson** in '66 and **Don Baylor** in '75. **RBI**—25 by **Francona** in '56 and **Gus Triandos** in '59.

1986 Spring Training Leaders: **Hitting**—Jim Dwyer (.359, 14-39) and **Cal Ripken** (.337, 28-83). **Home Runs**—6 by **Cal Ripken** and 5 by **Fred Lynn**. **RBI**—16 by **Cal Ripken** and 14 by **Fred Lynn**. **Wins**—2 by **Rich Bordi**, **Storm Davis**, **Brad Havens**, and **Tippy Martinez**. **ERA**—Don Aase (1.38, IP-13, ER-2) and **Tippy Martinez** (1.53, IP-17.2, ER-3).

196

Air Conditioning Designed for Tomorrow



by
Carrier

**HEATING
HEAT PUMPS
HUMIDIFIERS**

The First Name In
Air Conditioning & Heating

SALES • INSTALLATION • SERVICE

Residential • Commercial

PACKAGE UNITS WINDOW UNITS

ENGINEERING & SURVEY SERVICE

EST. 1941 • OVER 30 YEARS OF QUALITY SERVICE

WOODROW H. KRATZ

947-7100

Carrier

AIR CONDITIONING & HEATING

HEAT PUMP SPECIALISTS

HUMIDIFIERS

**ELECTRONIC
AIR CLEANERS**

WINDOW UNITS

APPLIANCE SALES • REPAIRS
 OVER 30 YEARS EXPERIENCE

ALL MAKES

REED'S REFRIGERATION SERVICE INC.
 3401 SINCLAIR LANE

327-5400

PARTS DEPT. 327-3720
SALES DEPT. 327-8900

ORIOLES 1987 SCHEDULE

APRIL

SUN	MON	TUES	WED	THURS	FRI	SAT
			1	2	3	4
5	6 2:05 TV2 TEX	7	8 4:05 TEX	9 3B 7:35 HTS TEX	10 4:05 TV2 CLE	11 1:35 CLE
12 1:35 TV2 CLE	13 7:35 HTS MIL	14 7:35 HTS MIL	15 7:35 MIL	16 3B 7:35 HTS CLE	17 8:05 CLE	18 7:35 HTS CLE
19 2:05 HTS CLE	20	21 8:35 TV2 TEX	22 8:35 TV2 TEX	23 8:35 HTS TEX	24 7:05 MIL	25 2:35 MIL
26 2:35 TV2 MIL	27	28 8:35 TV2 KC	29 8:35 TV2 KC	30		

MAY

SUN	MON	TUES	WED	THURS	FRI	SAT
					1 8:05 HTS CHI	2 7:00 HTS CHI
3 2:05 HTS CHI	4	5 8:05 TV2 MIN	6 8:05 MIN	7 1:15 MIN	8 8:00 HTS CHI	9 7:00 TV2 CHI
10 2:30 TV2 CHI	11 3B 7:35 HTS MIN	12 7:35 HTS MIN	13 7:35 HTS KC	14 7:35 HTS KC	15 10:35 CAL	16 4:05 CAL
17 4:05 TV2 CAL	18 10:35 SEA	19 10:35 SEA	20 4:35 SEA	21	22 10:35 HTS OAK	23 4:05 HTS OAK
24 4:05 TV2 OAK	25 9:15 OAK	26	27 7:35 TV2 CAL	28 3B 7:35 HTS CAL	29 8:05 HTS SEA	30 7:35 HTS SEA
31 2:05 HTS SEA						

JUNE

SUN	MON	TUES	WED	THURS	FRI	SAT
	1 3B 7:35 OAK	2 7:35 HTS OAK	3 7:35 HTS OAK	4	5 7:35 TV2 TOR	6 1:35 TOR
7 1:35 HTS TOR	8 3B 7:35 HTS BOS	9 7:35 HTS BOS	10 7:35 HTS BOS	11 7:35 HTS TOR	12 8:05 HTS TOR	13 7:35 HTS TOR
14 2:05 HTS TOR	15 7:30 NY	16 7:30 TV2 NY	17 7:30 TV2 NY	18 7:30 HTS NY	19 8:05 HTS DET	20 7:35 TV2 DET
21 2:05 HTS DET	22 7:35 NY	23 7:35 HTS NY	24 7:35 HTS NY	25	26 7:35 TV2 DET	27 7:35 TV2 DET
28 1:35 HTS DET	29 7:35 BOS	30 7:35 TV2 BOS				

JULY

SUN	MON	TUES	WED	THURS	FRI	SAT
			1 7:35 HTS BOS	2	3 8:05 TV2 MIN	4 7:00 TV2 MIN
5 2:15 HTS MIN	6 3B 7:35 CHI	7 7:35 HTS CHI	8 7:35 HTS CHI	9 3B 7:35 HTS MIN	10 8:05 HTS MIN	11 7:35 HTS MIN
12 2:05 HTS MIN	13	14	15	16 8:35 HTS KC	17 8:35 HTS KC	18 3:20 KC
19 2:35 TV2 KC	20 8:00 CHI	21 8:00 TV2 CHI	22 8:00 TV2 CHI	23 3B 7:35 HTS KC	24 8:05 HTS KC	25 7:35 TV2 KC
26 2:05 HTS KC	27	28 7:35 TV2 CLE	29 7:35 TV2 CLE	30 7:35 HTS CLE	31 8:35 TV2 TEX	

AUGUST

SUN	MON	TUES	WED	THURS	FRI	SAT
						1 8:35 TV2 TEX
2 8:35 TV2 TEX	3	4 8:35 TV2 MIL	5 8:35 HTS MIL	6 2:35 MIL	7 8:05 HTS TEX	8 7:35 HTS TEX
9 2:05 HTS TEX	10 3B 7:35 HTS CLE	11 7:35 CLE	12 7:35 HTS CLE	13 3B 7:35 HTS MIL	14 8:05 HTS MIL	15 7:35 HTS MIL
16 3:05 HTS MIL	17	18 10:35 TV2 CAL	19 10:35 CAL	20 10:35 CAL	21 10:35 SEA	22 10:35 TV2 SEA
23 4:35 TV2 SEA	24 10:35 OAK	25 3:15 TV2 OAK	26	27 3B 7:35 HTS CAL	28 8:05 HTS CAL	29 7:35 CAL
30 2:05 HTS CAL	31 3B 7:35 SEA					

SEPTEMBER

SUN	MON	TUES	WED	THURS	FRI	SAT
		1 7:35 HTS SEA	2 7:35 HTS SEA	3	4 8:05 HTS OAK	5 7:35 HTS OAK
6 2:05 HTS OAK	7 7:35 HTS DET	8 7:35 HTS DET	9 7:35 HTS DET	10 7:35 HTS BOS	11 7:35 TV2 BOS	12 1:05 BOS
13 1:05 HTS BOS	14 7:35 TV2 TOR	15 7:35 HTS TOR	16 7:35 HTS TOR	17	18 8:05 HTS BOS	19 7:35 HTS BOS
20 2:05 HTS BOS	21 7:35 HTS TOR	22 7:35 HTS TOR	23 7:35 HTS TOR	24	25 8:05 HTS NY	26 TBA
27 2:05 HTS NY	28 7:35 DET	29 7:35 HTS DET	30 7:35 HTS DET			

OCTOBER

SUN	MON	TUES	WED	THURS	FRI	SAT
				1 7:35 DET	2 7:30 HTS NY	3 1:30 NY
4 1:30 HTS NY	5	6	7	8	9	10

ALL STARTING TIMES ARE EASTERN TIMES AND ARE SUBJECT TO CHANGE

Home ☐ Away ☐ TBA—Starting times to be announced

TV2—Televised by WMAR-TV (ch. 2) and O's TV Network.

HTS—Televised by HOME TEAM SPORTS, Regional Pay Cable Sports Network.

3B—Three Buck Night—Any upper reserved, lower reserved grandstand or adult general admission seat available for \$3.00.