

Orioles

MEDIA
1988
GUIDE



**BASEBALL
PUBLIC RELATIONS DIRECTORY**

	Contact	Office	Private	Home
Commissioner's Office	Richard Levin Jim Small	212-371-7800	371-7898	675-0572 517-8349
American League	Bob Fishel Phyllis Merhige John Maroon	212-371-7600	371-6571	355-2433 718-429-6229 201-471-7258
Baltimore	Bob Brown Rick Vaughn	301-243-9800	235-9710	337-2050 290-6504
Boston	Dick Bresciani Josh Spofford	617-267-9440	267-2890	237-7618 462-4121
California	Tim Mead John Sevano	714-937-6700	937-7214	861-0473 960-2061
Chicago	Paul Jensen Tim Clodjeaux	312-924-1000	624-6460 924-1412	983-1061 935-8954
Cleveland	Bob DiBiasio Rick Minch Sue Gharrity	216-861-1200	861-4454	892-8446 676-8269
Detroit	Dan Ewald Greg Shea	313-962-4000	962-4338	828-8153 668-6521
Kansas City	Dean Vogelaar Steve Fink	816-921-2200	921-8154	578-4622 524-4430
Milwaukee	Tom Skibosh Mario Ziino	414-933-4114	933-6975	786-2311 764-9681
Minnesota	Tom Mee Remzi Kiratli	612-375-1366	375-7470 375-7489	447-2065 941-1778
New York	Harvey Greene Lou D'Ermilio	212-293-4300	579-4460	201-440-6232 718-727-2267
Oakland	Jay Alves Kathy Jacobson Eric Kubota	415-638-4900	ext. 223 ext. 253 ext. 357	352-0269 830-4556 339-2586
Seattle	Bob Porter Ethan Kelley	206-628-3555	343-4608 343-4623	391-8052 767-7824
Texas	John Blake Larry Kelly	817-273-5222	273-5208 273-5202	214-570-0739 214-660-4748
Toronto	Howard Starkman Gary Oswald	416-595-0077	595-0282	820-7265 781-2807
Elias Sports Bureau	Seymour Siwoff Steve Hirt	212-869-1530		
National League	Katy Feeney	212-371-7300		753-8719
Atlanta	Jim Schultz	404-522-7630	522-2724	951-1559
Chicago	Ned Colletti Sharon Panno	312-281-5050	281-9352	350-1462 348-7881
Cincinnati	Jim Ferguson Jon Braude	513-421-4510	421-2990	232-7590 385-4196
Houston	Rob Matwick Chuck Pool	713-799-9600	799-9596 799-9597	668-6986 550-6650
Los Angeles	Mike Williams Brent Shyer	213-224-1301	224-1331	818-287-5610 714-625-2025
Montreal	Rich Griffin Monique Giroux	514-253-3434	253-3263	695-4186 384-9924
New York	Jay Horwitz Maria Shewark	718-507-6387	565-4330 565-4323	201-546-5089 516-731-7934
Philadelphia	Larry Shenk Vince Nauss	215-463-6000	755-9321	302-478-5154 215-497-2558
Pittsburgh	Greg Johnson Jim Lachmia	412-323-5000	323-5018 323-5031	276-0309 931-0397
St. Louis	Kip Ingle Brian Bartow	314-421-4040	425-0626	227-4782 968-0218
San Diego	Bill Beck Mike Swanson	619-283-7294	584-7210	672-1330 792-1739
San Francisco	Duffy Jennings David Aust	415-468-3700	468-2390	593-0332 364-4770

Produced by: Bob Brown, Rick Vaughn, Gordon Beard & Helen Conklin

BALTIMORE ORIOLES, INC.

Memorial Stadium, Balto., MD. 21218, Tel. (301) 243-9800, FAX (301) 467-5333
Ticket Office (301) 338-1300 • Washington Sales Office (202) 296-BIRD

DETAILED INDEX See Index of "Filler" Items on page 203

ALCS, O's	82	Long HR, Mem'l Stadium	15	Read Like A Pro	199
All-Star Selections	81	Opponents Ldrs. vs. O's	10	Records Sections	21-34
Announcers, R-TV	98	Records, O's	26-30	Retired Numbers, O's	181
Attendance	17	Stadiums, O's in Each	77	Ripken, Cal Sr.	105
Award Winners, O's	38	Top 10 O's	23	Rosters	
Babe Ruth Museum	167	Japan, O's in	115	All-Time O's	35-37
BBWAA/Media	97	Magic Number	45	'88 O's	206
Batting		Matchups, Major	201	Rules of Interest	95
Career Leaders, O's	23	Managers, O's WL	105	St. Louis Browns	92
Opponents vs. O's	67	Memorial Stadium		Scouts, O's	9
Position, Leaders by	21	Data/Diagram	19	Spring Training	208, 205
Records	24-30	History	91	Standings	
Stats, '87	45	Minimum Salary	69	Major League, '87	41
300 Hitters	21	Minor League System	9-12	O's, '54-'87	41
Vs. Opponents	73-76	Monthly Records	205	Summary, '87 Season	46-50
Day-by-Day, '87	42	Most Valuable O's	38	Television Radio	98-104
"Designated Hitters"	96	No-Hitters, O's/vs. O's	32	Third Basemen, Since Brooks	179
Diamond Vision Board	192	Opening Days	32	Thompson, Chuck	98
Drafts, O's		Opponents		Tickets	18-19
Major League, '54-'87	12	Pitchers/Big Winners & Losers	34	Ticket Center Outlets	104
Re-Entry	72	Batting, '87/Life	67	Trainers	204
Farm System	9	Pitching, '87/Life	70	Triple Plays, O's	39
Fielding		Top 10 Hitters vs. O's	66	Twenty-Game Winners	31
'87 Stats, O's	44	Highlights vs. O's	50-66	Williams, Edward Bennett	4
Records, O's	33	Officers' Biogs	4-8	Winners, O's	
Front Office/Farm	2-16	Oriole Advocates	97	18 Straight Seasons	30
Gold Gloves, O's	38	Pitching, O's	23	Biggest Last 31 Years	20
Hall of Fame		Career Leaders	23	Biggest Since Start	
O's in Cooperstown	94	Records	23, 30-32	of Divisional Play	20
Orioles Own	93	Stats, '87	45	Won-Lost Records vs.	
Home Runs		Vs. Opponents	78-80	Each Opp., '54-'87	40
All-Time M.L. Ldrs	16	Presidential Visits	112	World Series, O's	83
Grand Slams	28-30	Promotions '88, O's	19	World Series Shares	200
Inside Park	113	Radio-Television	98-104	Yearly Leaders, O's	22

Produced by: Bob Brown, Rick Vaughn, Gordon Beard & Helen Conklin.
Typesetting: BG Composition, Inc.; Cover: Graffiti; Printing: French/Bray, Inc.

ORIOLES '88 HOTEL HEADQUARTERS

CITY	HOTEL	AREA	TELEPHONE
BOSTON	Sheraton Boston	(617)	236-2000
CALIFORNIA	Doubletree Hotel	(714)	634-4500
CHICAGO	Westin Chicago	(312)	943-7200
CLEVELAND	Bond Court	(216)	771-7600
DETROIT	Omni-International	(313)	222-7700
KANSAS CITY	Adams Mark	(816)	737-0200
MILWAUKEE	Pfister Hotel & Tower	(414)	273-8222
MINNESOTA	Minneapolis Marriott	(612)	349-4000
NEW YORK	Grand Hyatt	(212)	883-1234
OAKLAND	Oakland Hyatt	(415)	562-6100
SEATTLE	Westin Hotel	(206)	728-1000
TEXAS	Sheraton CentrePark	(817)	261-8200
TORONTO	Inn on the Park (1st trip)	(416)	444-2561
	Harbour Castle Westin (2nd trip)	(416)	869-1600

VISITING CLUBS' HOTELS IN BALTIMORE '88

CITY	HOTEL	AREA	TELEPHONE
BOSTON	Cross Keys Inn	(301)	532-6900
CALIFORNIA	Cross Keys Inn	(301)	532-6900
CHICAGO	Sheraton Inner Harbor	(301)	962-8300
CLEVELAND	Marriott Inner Harbor (1st trip)	(301)	962-0202
	Sheraton Inner Harbor (2nd trip)	(301)	962-8300
DETROIT	Stouffer Harborplace	(301)	547-1200
KANSAS CITY	Cross Keys Inn (1st trip)	(301)	532-6900
	Stouffer Harborplace (2nd trip)	(301)	547-1200
MILWAUKEE	Cross Keys Inn (1st trip)	(301)	532-6900
	Marriott Inner Harbor (2nd trip)	(301)	962-0202
MINNESOTA	Marriott Inner Harbor	(301)	962-0202
NEW YORK	Marriott Inner Harbor	(301)	962-0202
OAKLAND	Cross Keys Inn	(301)	532-6900
SEATTLE	Stouffer Harborplace	(301)	547-1200
TEXAS	Marriott Inner Harbor	(301)	962-0202
TORONTO	Sheraton Inner Harbor	(301)	962-8300

DEDICATION

This book is affectionately dedicated to a man who is synonymous with everything that's good about this area and its sports scene. He's a man everybody knows and likes even if they've never met him in person. He's a man who has been a professional all his life, and wouldn't know how to be anything but. His name, of course, is **Chuck Thompson**.

Chuck has decided to retire, and it won't be the same around here without him. He is a legendary figure in our town, and has been for a lot of years. Everyone—fans, baseball people and media alike—will miss him, his voice and his style.

Fortunately, though, he's going to stick around this city that has been his home for the last 39 years. So, we'll get a chance to see him—often, we hope—and maybe we'll hear that marvelous resonant voice of his now and again. And, when we do, it will seem like the good old days are here again.

Thanks, **Chuck**, for all you've done—for so long—for all of us.

ORGAN/FARM
ATT./TICKETS
RECORDS
LAST YEAR
VS. OPPONENTS
'87/LIFETIME
JEWELS
HISTORY
MEDIA
IN UNIFORM

BALTIMORE ORIOLES ORGANIZATION

Chairman of the Board/President Edward Bennett Williams

BOARD OF DIRECTORS

Joseph P. DiMaggio	Jerold C. Hoffberger
Jay Emmett	Zanvyl Krieger
Robert J. Flanagan	Lawrence Lucchino
Gerard T. Gabrys	Peter P. Weidenbruch Jr.
Calvin Hill	George F. Will
Charles H. Hoffberger	Edward Bennett Williams

OFFICERS

Vice President/Baseball Operations Roland A. Hemond
 Vice President/General Counsel Lawrence Lucchino
 Vice President/Business Affairs Robert R. Aylward
 Vice President/Administrative Personnel Calvin Hill
 Vice President/Finance Joseph P. Hamper Jr.
 Secretary/Treasurer Robert J. Flanagan

FRONT OFFICE

Special Assistant to the President Frank Robinson
 Traveling Secretary Philip E. Itzoe
 Computer Services Director James L. Kline
 Club Counsel Lon S. Babby
 Administrative Assistant to Messrs. Hemond/Itzoe . . . Maeve B. Berkeridge
 Administrative Assistant to Mr. Aylward L. Ann Lange
 Admin. Ass't to Messrs. Hill, McCall, Nigro & Robinson Delores Stokes
 Administrative Assistant to Mr. Kline Marcy M. Zerhusen

Baseball Operations

Player Personnel Director R. Douglas Melvin
 Scouting Director Fred B. Uhlman
 Ass't Scouting/Player Development Director Roy H. Krasik
 Community Coordinator/Baseball Operations Joseph V. Durham
 Special Projects/Baseball Operations Kenneth E. Nigro
 Statistical Projects/Baseball Operations Eddie Epstein
 Administrative Assistants: Barbara J. Brown, Fred P. Uhlman

Sales Department

Executive Director/Sales & Tickets Louis I. Michaelson
 Ass't Director/Sales & Tickets Vince Dunbar
 Sales Manager Alan G. Locey
 Manager, Orioles "Designated Hitters" James B. Muno
 Sales Representative Matthew P. Dryer
 Sales Representative Michael B. Lewns
 Sales Representative Quay T. Rich
 Administrative Assistant/Group Sales Lucy M. Kelly
 Administrative Assistant/Sales Office Laura M. Delaney

Ticket Office

Director/Ticket Office Roy A. Sommerhof
 Ass't Director/Ticket Office Audrey M. Brown
 Ass't Ticket Manager Joseph B. Codd
 Telemarketing Staff:

Grace P. McArtor	Lorraine A. Sapp
Helen E. McGuire	Joan L. Walsh

Administrative Assistant to Mr. Sommerhof Ileen A. Wagner
 Administrative Assistants/Ticket Office:
 Denise C. Addicks Mae I. Haslbeck Dorothy Proud
 Stephanie M. Crockett Joan M. Leatherwood Paul Smith
 Daisy P. Garland Mabel E. Pauls Lisa M. Tolson

Washington, D.C. Office

Director/Washington Marketing Julie Dryer
 Manager/Orioles Baseball Store Bryan T. Hoffart
 Sales Representative/Washington Area David B. Cope
 Administrative Assistant Nancy Costello

BALTIMORE ORIOLES ORGANIZATION

Marketing/Promotions

Corporate Marketing Director Martin B. Conway
 Promotions Manager Jeffrey S. Urban
 Marketing Coordinator Laurie D. Fleishman
 Administrative Assistant Evelyn L. Ehlers

Public Relations

Public Relations Director Robert W. Brown
 Media Information Director Richard L. Vaughn
 Community Relations Director Julia A. Wagner
 Administrative Assistant to Mr. Brown Helen M. Conklin
 Administrative Assistant Patricia C. Waters
 Summer Assistants Leland S. MacPhail IV, Amy E. Nelson

Orioles Productions (Diamond Vision)

Director/Orioles Productions Charles A. Steinberg, DDS
 Staff Technicians:

Carl F. Birkmeyer	Peter J. Hock Jr.	Harry D. Kratz
Eli Eisenberg	Jennifer L. Ivers	James N. Trone

Medical Staff

Club Physician Sheldon Goldgeier, MD
 Club Physician, Orthopedics Charles E. Silberstein, MD
 Trainer Richard L. Bancelli
 Trainer Ralph L. Salvon

Accounting Department

Administrative Assistants:

Mike D. Hoppes	Marge S. Leon	Myra M. Vasquez
Kaye C. Laker	Linda E. Simpson	Wanda M. Watland

Stadium/Office Operations

Stadium Operations Manager John J. McCall
 Head Groundskeeper Pat A. Santarone
 Assistant Groundskeeper Paul C. Zwaska
 Equipment Managers James W. Tyler (home), Frederick Tyler (visiting)
 Switchboard Edna M. Weibe, Greta P. Smith & Judy L. Valentini
 General Duties:

Edward E. Ridgely	Calvin D. Rogers	William A. Hackett Jr.
F. Joseph Leilich	Bernard W. Roskott	

Game Personnel

Supervisor/Guards & Ticket Takers Charles A. Jasper
 Supervisor/Hosts & Hostesses John A. Sansone
 Supervisor/Ticket Sellers Leo F. Harnen
 Supervisor/Parking C. Douglas Rosenberger
 Fan Relations Representative James B. Carnaggio
 Public Address Announcers Rex E. Barney, T. Christopher Ely
 Press Box Supervisor Vernon L. Joiner
 Press Box Staff David L. Shauck, Fred G. Trautman
 Closed Circuit System Robert W. McMahon, James Nason
 Base Belles Kathy V. Kamberger (captain), Debbie L. Kerner
 Stadium Electrician Albert M. Scrimger
 Press Box Security George G. Desch

Diamond Vision Technicians:

Eddie P. Charik	Steven M. Ostrow
Neil M. Gutman	Kyle A. Ritchie
	Steve M. Terle

TWO ORIGINALS

Two members of the front office staff, who joined the Orioles prior to the first season in Baltimore ('54), have remained with the club throughout its 34 year history: **Joe Hamper**, vice president/finance and **Joe Codd**, assistant ticket manager.



Edward Bennett Williams
Chairman of the Board
and President

EDWARD BENNETT WILLIAMS

Edward Bennett Williams, the world-renowned Washington attorney, is in his 9th season as the Orioles' owner-chairman-president since buying the ballclub November 1, 1979.

In his first four years, the Orioles logged three 2nds and a world championship. Over the last four seasons, however, the results have been markedly different despite the vigorous and often dynamic efforts of Mr. Williams and his staff.

When last season ended and the Orioles had finished with a losing record for a second straight year, he wasted little time before demonstrating forcefully his contempt for losing.

RE-ORGANIZATION

Just two days (Oct. 6) after the club's final game, Mr. Williams relieved both **Executive Vice-President Hank Peters** and **Farm Director Tom Giordano** of their duties.

Little over a month later (Nov. 10) at a dramatic Memorial Stadium press conference, he made the following personnel appointments:

Hired **Roland Hemond** as vice president for baseball operations.

Re-signed **Cal Ripken Sr.** as his manager for 1988.

Installed **Doug Melvin** as director of (minor league) personnel.

Designated Hall of Famer **Frank Robinson** to succeed **Melvin** as special assistant to the president on baseball matters, and,

Named Baltimore native and former NFL running back **Calvin Hill** as vice president of administrative personnel.

At the end of that day, Mr. Williams announced that, "This is neither the beginning nor the end of our re-organization. It's the end of the beginning."

Over the next two weeks, the meaning of that statement was clarified repeatedly in a series of additional personnel changes made by **Hemond** and **Melvin**.

Former Washington Senator pitcher **Dick Bosman** was hired as minor league pitching coach . . . Former Orioles pitcher and coach **Herm Starrette**, 1987 Rochester Manager **John Hart** and Orioles' farm system coach **Minnie Mendoza** were named to the big club's coaching staff, joining incumbents **Ellie Hendricks** and **Terry Crowley** (replacing **Mark Wiley**, **Jimmy Williams** and **Frank Robinson**).

Former Oriole outfielder and long-time Baltimore resident **Joe Durham**, the first black player ever to hit a home run for the O's, was appointed community coordinator for baseball operations . . . **Mike Pazik**, who had worked with **Hemond** in Chicago and had pitched for the Twins in the 70s, joined the organization as pitching coach at AA Charlotte.

And, **Grover "Deacon" Jones**, who played for the White Sox in the 60s and had coached in the National League for 10 of the last 11 years, became the Orioles' roving batting and base-running instructor.

When the smoke had cleared, the O's had made 12 significant staff changes in 15 very busy days.

Mr. Williams, 67, a Hartford, CT native who worked his first baseball job in the old Hartford ballpark that also gave **Roland Hemond** his start, has been a winner all his life. His brilliant career spans more than 40 years of, as he characterizes it, "contest living" in the courtroom, 20 years as president of the Washington Redskins and going on 10 years as the Orioles' owner and chief executive.

The founder and senior partner of the Washington law firm, **Williams & Connolly**, he was a 1941 summa cum laude graduate of **Holy Cross College**. He served in the U.S. Air Force during World War II, and then attended **Georgetown University Law School** where he graduated in 1945, and was admitted to the D.C. Bar. He has been a Washington area (Potomac, MD) resident ever since.

The father of seven children (**Joe, Ellen, Bennett, Ned, Dana, Tony** and **Kimberly**), he lives with his wife, the former **Agnes Anne Neill** (also a **Georgetown University Law School** graduate) in Potomac, Maryland.

Mr. Williams taught Criminal Law and Evidence at **Georgetown Law School** from 1946 to 1958; was guest professor of American Criminal Law at the **University of Frankfurt** in West Germany in '54; and, in 1971, was visiting lecturer at **Yale University Law School** where he taught Constitutional Litigation. He holds honorary degrees from 14 universities.

He was chairman of the **American Bar Association Special Committee on Crime Prevention and Control** from 1970 to 1972. In 1966 the **D.C. Bar Association** presented him with its "Lawyer of the Year" award . . . He is a fellow of the **American College of Trial Lawyers**.

By appointment of the **Chief Justice of the United States** in March 1965, Mr. Williams served on the **U.S. Judicial Conference Advisory Committee** on Federal Rules of Evidence until 1974 and, from 1971 to 1974, on the **Chief Justice's Committee on Court Facilities and Design**.

By appointment of **President Gerald Ford**, Mr. Williams served on the **President's Foreign Intelligence Advisory Board** in 1976 and 1977. In 1977, **President Jimmy Carter** appointed him a consultant to the **National Security Agency (NSA)**. In November 1980, **President-elect Ronald Reagan** appointed Mr. Williams as one of three prominent Democrats to serve on the **Foreign Policy Advisory Board** to assist in the presidential transition. From 1982 to 1985, he again served on the **President's Foreign Intelligence Advisory Board**, and is presently General Counsel to the Board.

Mr. Williams was treasurer of the **Democratic National Committee** from 1974 to 1977; has served as general counsel of **Georgetown University** since 1949; is chairman of the board of trustees of **Holy Cross College**, and is general counsel of the **Motion Picture Association of America**.

ROLAND A. HEMOND

BORN: October 26, 1929 in Central Falls, Rhode Island.

FAMILY: Married **Margo Quinn** on Nov. 8, 1958 . . . Five children: **Susan** (1/3/60) . . . **Tere** (12/27/61); **Robert** (4/20/64); **Jay** (12/11/65), and **Ryan** (12/11/72).

His mother was French-Canadian and his father's family was of French descent.

Father-in-law was **John Quinn**, a major league general manager for 28 seasons—first with the Braves for 14 years (Boston and Milwaukee), then with the Phillies for 14 more (to 1972) . . . Won three pennants with the Braves ('48, '57, '58) . . . Born in 1908, **Quinn** went to work in '32 with the Red Sox who were then operated by his father.

John Quinn's children include Roland's wife **Margo**; sister-in-law **Susan** who worked for the California Angels (was Roland's secretary for several years), and his brothers-in-law **Bob Quinn** (Yankees' v-p for baseball administration) and **Jack Quinn** (formerly with Hawaii Islanders', now president of St. Louis Blues).

EARLY CAREER: Served a four year tour of duty with U.S. Coast Guard ('47-'51), and had planned to save money to study journalism at Providence College while in the CG . . . Following discharge, went to DeLand, FL to visit a cousin who was in spring training with a Pirates minor league club.

While in DeLand he met a blind World War I veteran who recommended him to the general manager of the Hartford Braves (Eastern League). That was in 1951 . . . Spent the season doing various jobs (everything from sweeping out the concession stands to handling the public address system), and was promoted at the end of the season to the parent Boston Braves, where he worked under **John Mullen** (now with Atlanta Braves). In 1953 Roland went to Milwaukee with the franchise.

ROLAND HEMOND (Cont.)

In Dec. '60 former Braves Manager **Fred Haney** became the Los Angeles Angels' 1st general manager. Less than a month later, **Haney** hired Roland as scouting and farm director.

CHICAGO: He joined Sox on Sep. 14, 1970 as director of (major league) player personnel. At the same time, **Chuck Tanner** who had been associated with Roland in the Angels organization was hired to manage the club. It was **Tanner's** first big league managerial assignment . . . At their first winter meeting the two newcomers moved 16 players in the first 18 hours of the convention (at Los Angeles).

In their first two full seasons the Hemond/Tanner combine brought the Sox in 3rd (1971) and 2nd (1972) respectively. The Sox were 87-67 in '72, and Roland won the first of his two "Major League Executive of the Year" awards.

He became a vice-president in July 1973 (in the **John Allyn** administration); worked with **Bill Veeck** from Dec. '75 when the latter bought the club until January 1981 . . . Collaborated with **Veeck** in the famous "open for business" caper during the '75 convention at Hollywood, FL. They set up a table in the hotel lobby, had a "White Sox Hot Line" phone installed, and made 4 trades in the final 1 1/2 hours of the convention.

Was appointed executive vice-president/baseball operations when **Jerry Reinsdorf** and **Eddie Einhorn** bought the club from **Veeck**.

Earned his second "Major League Executive of the Year" Award in '83 after his White Sox won the western division championship by a record 20 games (biggest winning margin in baseball since the divisional system was adopted in 1969).

Replaced in Oct. '85 by **Ken Harrelson**, but remained with the Sox in a consulting capacity for a time with the title "special assistant to the chairman and president."

Sox' Records During Roland Hemond's Tenure in Chicago
(15 Full Seasons)

Year	Won-Lost, Pct.	Finish	Manager
1971	79-83, .488	3rd (22 1/2)	Chuck Tanner
1972	87-67, .565	2nd (5 1/2)	Chuck Tanner
1973	77-85, .475	5th (17)	Chuck Tanner
1974	80-80, .500	4th (9)	Chuck Tanner
1975	75-86, .466	5th (22 1/2)	Chuck Tanner
1976	64-97, .398	6th (25 1/2)	Paul Richards
1977	90-72, .556	3rd (12)	Bob Lemon
1978	71-90, .441	5th (20 1/2)	Lemon-Larry Doby
1979	73-87, .456	5th (14)	Don Kessinger-Tony LaRussa
1980	70-90, .438	5th (26)	Tony LaRussa
1981	54-52, .509	5th (8 1/2)	Tony LaRussa
1982	87-75, .537	3rd (6)	Tony LaRussa
1983	99-63, .612	1st (+20)	Tony LaRussa
1984	74-88, .457	5thT (10)	Tony LaRussa
1985	85-77, .525	3rd (6)	Tony LaRussa

COMMISSIONER'S OFFICE: He went to work for the Commissioner on May 16, '86 . . . Assisted in a number of baseball related projects during his nearly two years there . . . Among those projects were Youth Baseball (specifically the new "Rookie League" program designed specifically for youngsters who have passed the "T-Ball" age); amateur baseball, college summer leagues, umpire development, the minority hiring program and the major league scouting bureau.

(Cont. on page 7.)



Roland Hemond
Vice President/
Baseball Operations



Lawrence Lucchino
Vice President/
General Counsel




Robert R. Aylward
Vice President/
Business Affairs



Joseph P. Hamper, Jr.
Vice President/
Finance



Calvin Hill
Vice President/
Administrative Personnel



Robert J. Flanagan
Secretary-Treasurer

He also served as the "general manager" on the U.S. Major League All Stars seven game tour of Japan in November 1986, and represented Major League Baseball in Australia in 1987 at the Claxton Shield Tournament (for the Australian adult team championship) in 1987.

ORIOLES: Named by Board Chairman Edward Bennett Williams as Vice President for Baseball Operations on Nov. 10, '87 (see "Re-Organization" above under Mr. Williams' biography).

ORIOLES OFFICERS

LAWRENCE LUCCHINO, 42 (9/6/45) has been vice president/general counsel and a member of the board of directors since 1979. In addition to handling the club's legal affairs, he is also responsible for developing and coordinating the company's marketing policy, and negotiating major business contracts. He is the club's principal representative in the current negotiations with the Maryland Stadium Authority regarding the new baseball facility planned for "Camden Yards" in downtown Baltimore.

He is also a law partner of **Edward Bennett Williams at Williams & Connolly**, specializing in sports law and litigation. Larry has also been affiliated with the Washington Redskins, for whom he performed duties similar to his responsibilities with the Orioles. He was secretary/general counsel and a member of the Redskins Board of Directors from 1978 thru 1985.

A native of Pittsburgh, PA, Larry was a 1967 cum laude graduate of Princeton University, and was graduated from Yale University Law School in 1972.

While at Princeton, Larry was a varsity basketball letterman, and played on two Ivy League championship teams, coached by **Butch Van Breda Kolf**. As a sophomore, he was a teammate of U.S. Senator **Bill Bradley** who led the team to the Final Four tournament.

In Larry's senior year, the Tigers, who ranked in the Top 10, were 25-3, the best record in Princeton basketball history. He has had the unique sports distinction of receiving a World Series ring (Orioles '83), a Super Bowl ring (Redskins '83) and an NCAA "Final Four" watch (Princeton '65).

Larry is a member of the Bar of the District of Columbia, California and Pennsylvania. He is a bachelor and lives in Washington, D.C.

ROBERT R. AYLWARD, 34 (5/23/53), is the Orioles vice president/business affairs charged with implementing the club's marketing and sales programs, maintaining liaison with Baltimore City on issues relating to Memorial Stadium, and administering the club's broadcast policy. He was one of the principal organizers of the very successful "Orioles Designated Hitters," the volunteer group, created in 1980, that represents the club in the sale of season tickets.

Aylward is a graduate of Vanderbilt University (Nashville, TN) and also attended Ohio University (Athens) where he was enrolled in the graduate program for sports administration. He first joined the Orioles as an intern in the ticket department while at Ohio University, and has been here ever since except for one year ('77) spent with the Columbus, OH Clippers, then the Pirates AAA farm club in the International League.

He grew up in Pace, MS, and attended McCallie School in Chattanooga, TN where he played baseball and was team captain, mvp and all-city in basketball his senior year. He is married to the former Elizabeth (Betsy) Hoppes who also attended Vanderbilt and earned a PhD in psychology from Cornell University. She is a developmental psychologist with a private practice in Baltimore . . . The Aylwards have a daughter, Laura (5/7/85).

JOSEPH P. HAMPER JR., 62 (1/28/26), vice president/finance, is the Orioles most senior staff member . . . He is now in his 35th year with the ballclub, since he was hired as an accountant in February 1954. He became controller in 1958 and a vice president in Oct. 1966. He is treasurer of the Baltimore Orioles Foundation, and was secretary of the company under previous ownership, from 1966 thru 1979.

He also served as executive vice president of the Baltimore Bays (North American Soccer League), a wholly owned subsidiary of the Orioles from 1967 through 1969.

A certified public accountant, Hamper has attended the Johns Hopkins University . . . During World War II, he was an infantryman in the U.S. Army, and spent three months as a prisoner of war in Germany. He is a bachelor and lives in Phoenix, MD, north of Baltimore.

CALVIN HILL, 41 (1/2/47), a Baltimore native, was appointed vice president/administrative personnel on November 10, '87. He first joined the Orioles last July, '87 when **Edward Bennett Williams** appointed him to the board of directors.

He is a graduate of the Riverdale Country School in New York City and of Yale University, and also attended Southern Methodist University's Perkins School of Theology . . . He currently serves as chairman of the Yale University Council's Committee on Athletics and on the executive committee of the university's development board. He is also a member of the board of the Riverdale Country School.

Hill was a standout running back at Yale and in the National Football League with the Dallas Cowboys, Washington Redskins and Cleveland Browns. He was the Cowboys first round draft choice the year he graduated from Yale ('69), and in his first season earned both NFL Rookie of the Year and All Pro honors. During his pro career which spanned 13 seasons, from 1969 thru 1981, he played in four pro bowls and two Super Bowls.

He is a member of the Dallas Cowboys All-Time Team and of the Maryland Athletic Hall of Fame.

Hill is active in a variety of business activities in addition to his duties with the Orioles. He works with Fleet Financial Services which provides comprehensive assistance primarily to athletes and entertainers, and he serves as a consultant to a number of firms including:

The Cleveland Browns in matters relating to player relations and drug rehabilitation;

Several private sector companies in the area of chemical abuse, establishing and auditing chemical abuse programs; and

Communications for the Eighties, Inc., a company that provides media related services.

He devotes much of his time speaking at university campuses and to businesses on the problems of drugs and alcohol, and on the important relationship of sports and academics to scholastic athletes.

He lives with his wife, Janet, and son, Grant, 15 (10/5/72) in the Washington area (Reston, VA).

ROBERT J. FLANAGAN, 31 (4/21/56), is secretary-treasurer and a member of the executive committee of the board of directors. He is responsible directly to the chairman of the board on fiscal matters affecting the Orioles.

Flanagan is a native of Summit, N.J. and a 1974 graduate of Summit High School where he was a classmate of Kansas City Royals outfielder **Willie Wilson**. He graduated from Georgetown University's School of Business Administration in 1978, and remains active on the school's behalf as a member of the alumni board of governors. While an undergraduate, he served as the president of Alpha Sigma Nu, the National Jesuit Honor Society. In December 1985, he earned an M.S. Degree in Taxation at the American University Kogod School of Business.

Flanagan is a certified public accountant and a member of the D.C. Institute of Certified Public Accountants. Before joining the Orioles, he spent three years with Arthur Anderson & Co. in Washington.

He and his wife, **Liz**, were married November 26, 1983. They live in Bethesda, MD.

ORIOLES FARM SYSTEM

MINOR LEAGUE AFFILIATES, 1988

CLUB	NICKNAME	LEAGUE (CLASS)	MANAGER	PHONE
Rochester, NY	Red Wings	International (AAA)	Johnny Oates	(716) 467-3000
Charlotte, NC	Knights	Southern (AA)	Greg Biagini	(704) 377-3827
Hagerstown, MD	Suns	Carolina (A)	Mike Hart	(301) 791-6266
Erie, NY	Orioles	New York-Penn (A)	Bobby Tolan	(814) 833-3232
*Bluefield, WV	Orioles	Appalachian (Rookie)	Glenn Gulliver	(304) 327-5710

Administrative Assistants

Director of Field Operations/Instruction: Lance Nichols

Field and Facilities: Jamie Rodriguez

Farm System Hitting/Base running Instructor: Deacon Jones

Farm System Pitching Instructor: Dick Bosman

Special Assignments: Joe Durham

Farm System Pitching Coaches: Dominic Chiti (Rochester); **Mike Pazik** (Charlotte); **Earl Stephenson** (Hagerstown); **Tom Brown** (Bluefield).

Farm System Coaches: Curt Motton (Rochester); Frank Klebe (Bluefield); Paul McNeal (Hagerstown).

Farm System Officials: Rochester—Fred Strauss (**Pres.**); Bob Goughan (**G.M.**); Jamie Reed (**trainer**) . . . Charlotte—Roman Gabriel (**Pres.**); Bill Lavelle (**Dir. of Operations**); Jeff Wood (**trainer**) . . . Hagerstown—Terry Randall (**Pres.**); Bob Miller (**G.M.**); Craig Strobel (**trainer**) . . . Erie—staff TBA . . . Bluefield—George Fanning (**G.M.**).

Training Base: The Orioles minor league complex is located at St. Thomas University in North Miami (16400 N.W. 32nd Avenue, Miami, FL 33054) . . . Telephones: (305) 625-7433 and 625-7434 . . . Mailing Address: Baltimore Orioles, P.O. Box 1868, Opa Locka, FL 33055.

Reporting Date: Early reporting date for selected pitchers and catchers is March 1 and for selected position players is March 3. All others players report March 9.

*Franchise owned by Baltimore Orioles

SCOUTING STAFF

Special Assignments

ED FARMER

(Advance Scout)
1825 Idaho Avenue
Santa Monica, CA 90403

ED LIBERATORE

1068 Holly Tree Rd.
Abington, PA 19001

Regional Supervisors

LEN JOHNSTON

(Central States)
11595 N. Meridian #800
Carmel, IN 46032

GEORGE LAUZERIQUE

(Southeastern States, Latin America)
601 Oleaster Avenue
West Palm Beach, FL 33414

JOHN STOKOE

(Northeastern States)
12 Bradford Place
Slingerlands, NY 12159

BILL WERLE

(Western States)
833 West 28th Avenue
San Mateo, CA 94403

LEFTY BAGG

94 Hanna Road
Toronto, Ontario
Canada M4G 3N3

LEO LABOSSIERE

(New England, NY)
4 Claremont
Lincoln, RI 02865

LAMAR NORTH

(AL, GA, MS, SC, TN)
1307 South Crest Rd.
Rossville, GA 30741

CARLOS BERNHART

Calle Medicina #8
Barrio Hazin
San Pedro de Macoris
Dominican Republic

BILL LAWLOR

(KY, MI, OH)
332 Knots Circle
Woodstock, GA 30188

JIM PAMLANYE

(Central, No. FL)
P.O. Box 110
Orlando, FL 32802

RAY CRONE

(LA, TX)
916 N.W. Panorama
Waxahachie, TX 75165

MIKE LEDNA

(IL, IN, MN, MI, WI)
463 Bernard Drive
Buffalo Grove, IL 60090

JOE ROBINSON

(AR, IA, MO, NB)
2400 Kirkwood St.
Burlington, IA 52601

ED CROSBY

(AZ, Las Vegas, So. CA)
11463 Anticost Way
Cypress, CA 90630

BILL MILLER

(San Diego Area)
456 Tilia Court
Chula Vista, CA 92011

ED SPRAGUE

(No. CA, NV)
23160 North Davis Rd.
Lodi, CA 95242

WILL GEORGE

(DE, NJ, E. PA)
30 Centre St.
Haddonfield, NJ 08033

CARL MOESCHE

(CO, KS, NM, OK, UT)
Lakeview Terrace Apts.
2370 S. Quebec St. #305
Denver, CO 80231

BENNETT WILLIAMS

22 Benton Court
Sterling, VA 22170

JIM GILBERT

(MD, NC, VA, D.C., WV, W.P.A.)
1912 Maplewood Dr.
Hagerstown, MD 21740

KEVIN MURPHY

(So. CA)
5246 Ethel Avenue
Van Nuys, CA 91401

JERRY ZIMMERMAN

(ID, MT, OR, WA, WY)
13650 Fernridge Way
Milwaukie, OR 97222

JESUS HALABI

P.O. Box 724
Aruba, Netherland Antilles

FARM SYSTEM - 1987

The Orioles 5 minor league teams combined for a 310-257 (.547) record, the 4th best among the 26 major league clubs behind Milwaukee (370-256, .591), St. Louis (476-363, .567) and Houston (384-316, .549). It ranks as the 7th best record in Orioles history. All five of the O's minor league clubs finished with a winning record for the first time since '76. Over the past 25 seasons, the O's minor league organization record is 8410-7646 (.523). During that time, the O's have been selected as the Topps "Baseball Organization of the Year" three times ('61, '71 and '72).

Three of the Orioles clubs advanced to post-season play. Rochester (74-65) won 15 of its final 18 games to finish 3rd in the International League (AAA). The Red Wings were eliminated in the first round of the playoffs, 3 games to none by eventual champion Columbus (Yankees).

After winning the Southern League's Eastern Division (AA), Charlotte (85-60) fell in the league finals, 3 games to one to Birmingham (White Sox). The O's beat Jacksonville (Expos) 3 games to 2 in the first round of the league's playoffs, clinching the Eastern Division. Their overall record was the best in the 12 years that the O's have been affiliated with the franchise. Hagerstown (72-68) won the first half championship of the Carolina League's Northern Division (A), but fell to Salem (Pirates) in the first round of the league playoffs.

Rochester's **Mike Kinnunen** led the IL in saves (16) and **Jeff Ballard** was 2nd in wins (13) when they weren't pitching with the major league club. For the 2nd straight year, the Red Wings were the league's top defensive team, committing a league low 109 errors.

Charlotte's DH **Tom Dodd**, the Southern League's Most Valuable Player, led all minor league players with 127 rbi, the 2nd highest total in the 24-year history of the league. Dodd also led the league in slugging (.583) and set club records for home runs in a season (37), career home runs (82) and rbi (279). **Pete Stanicak** led the league in on-base pct. (.406) and **Tom Magrann** led all SL catchers by throwing out 22 of 38 (.579) would-be base stealers. RHP **Bob Milacki** entered the record books when he tossed a no-hitter for 11.1 innings on May 28 vs. Chattanooga. Milacki settled for a combined 1-hitter with **Rich Rice** and a 2-1 win. Dodd and 1B **Dave Falcone** were both named to the SL post-season all-star team.

Hagerstown's 3B **Leo Gomez** led the Carolina League in batting (.326, 466-152), doubles (38) and tied for the league lead in rbi (110). Gomez established club records for average, hits, rbi, walks (95) and multi-hit games (45). He was named Carolina League player of the week on 4 occasions. LHP **Blaine Beatty** (11-1, 2.52) was named CL pitcher of the year while averaging less than one walk per 9 innings. Another left-hander, **Brian DuBois**, picked off an amazing 33 runners and was not called for a balk all year (27 games, 155 innings).

Newark (42-32) was led by 3B **Jack Voigt**, the O's 9th round draft pick last June out of LSU. Voigt led the NY-Penn League in batting (.320, 219-70) and was named the league's "Star of Stars". He is the 3rd Oriole to win the award in the last 4 years. Voigt had a 23-game hitting streak, July 6-31. 2B **Don Buford Jr.** led the league in stolen bases (35) and runs (68) in 71 games. Voigt, Buford, 1B **Ernie Young**, OF **Steve Finley**, and OF **Jeff Ahr** were all named to the league's post-season all-star team.

Bluefield's DH **Terry Brown** led the Appalachian League in home runs (14). Brown was the O's 14th round pick out of USC. Another recent draft pick, **John Wahlig**, out of SW Missouri, topped the league in doubles (19). Brown, OF **Tracy Pancoski** and C **Dan Simond** were named to the year end all-star team. Simond threw out 33 of 78 base stealers (.423), the best percentage in the league. 1B **Dave Bettendorf** walloped a league-high three grand slams.

LIFETIME HOME RUN LEADERS VS. ORIOLES

- | | |
|-----------------------------------|----------------------------------|
| 1. 70+—Harron Killebrew ('54-'75) | 7. 35—Frank Howard ('65-'73) |
| 2. 44—Mickey Mantle ('54-'68) | 8. 33—Carl Yastrzemski ('61-'83) |
| 3. T 40+—Reggie Jackson ('67-'87) | 9. 30—Graig Nettles ('67-'83) |
| 3. T 40—Al Kaline ('54-'74) | 10. T 29—Roy Sievers ('54-'65) |
| 5. 39—Rocky Colavito ('55-'68) | 10. T 29—Norm Cash ('58-'75) |
| 6. 36—Jim Rice ('74-'87) | |

†—Includes 2 HR in ALCS competition.

1987 MINOR LEAGUE REPORT

CLASS AAA . . . ROCHESTER RED WINGS (INTERNATIONAL)

Manager: John Hart: 74-65 - 3rd - 6 1/2 GB

BATTERS	AVG	G	AB	R	H	HR	RBI	SB	PITCHERS	W-L	ERA	G	SV	IP	H	ER	BB	SO
Clyde, Sherwin	.286	16	63	10	18	0	7	3	Alicia, Miguel	0-1	6.48	8	0	16.2	23	12	12	10
Craig, Rodney	.179	13	39	2	7	0	5	2	Arnold, Tony	2-1	3.03	6	2	29.2	32	10	5	16
Falcone, Dave	.091	3	11	0	1	0	1	0	Ballard, Jeff	13-4	3.09	23	0	160.1	151	55	35	114
Gonzales, Rene	.300	42	170	20	51	0	24	4	Brown, Mike	0-0	1.80	1	0	5.0	5	1	1	1
Gutierrez, Jackie	.255	92	333	32	85	2	25	6	Cooper, Don	2-2	3.82	14	2	37.2	39	16	14	22
Hart, Mike	.257	118	439	65	113	20	62	0	DuBois, Luis	3-3	2.66	33	5	47.1	41	14	22	47
Hudler, Rex	.255	31	106	22	27	5	10	9	Dixon, Ken	4-0	3.27	5	0	33.0	27	12	10	25
Lomastro, Gerry	.264	21	72	9	19	2	12	1	Flanagan, Mike	0-0	3.00	3	0	12.0	12	4	3	10
Nichols, Carl	.255	108	364	45	93	11	52	3	Green, Chris	0-2	3.00	9	0	18.0	19	6	7	9
Ortiz, Alejandro	.167	2	6	0	1	0	1	0	Griffin, Mike	5-1	3.28	17	1	74.0	74	27	21	63
Padgett, Chris	.257	47	152	16	39	7	29	3	Habyan, John	2-3	6.03	9	0	49.0	47	21	20	39
Rayford, Floyd	.277	46	166	30	46	10	28	0	Havens, Brad	2-3	6.03	9	0	31.1	36	21	17	16
Richardson, Tim	.250	1	4	0	1	0	0	0	Huffholder, B.	1-2	4.91	7	1	18.1	15	10	13	15
Ripken, Bill	.286	74	238	32	68	0	11	7	Huffman, Phil	5-6	4.78	14	0	86.2	86	46	38	54
Salcedo, Ron	.232	71	203	21	47	4	28	3	Kinnunen, Mike	6-4	4.75	48	16	67.0	49	13	36	33
Shelby, John	.250	6	24	5	6	1	2	1	Kucharski, Joe	4-6	5.79	19	0	93.1	104	60	26	61
Simmons, Nelson	.271	64	207	25	56	3	21	0	Linn, Robert	1-0	4.32	10	2	8.1	14	4	3	5
Smith, D.L.	.188	31	85	12	16	1	6	0	McGregor, Scott	0-2	3.06	3	0	17.2	17	6	5	15
Stanicak, Pete	.297	38	145	29	43	2	16	8	Musselman, Ron	6-6	3.04	22	1	109.2	102	37	26	72
Torve, Kelvin	.262	86	252	27	66	9	32	10	O'Connor, Jack	3-0	2.67	25	3	33.2	28	10	9	19
Traber, Jim	.274	127	482	69	132	21	71	6	Oliveras, F.	3-0	4.33	6	0	27.0	31	13	7	18
Ulgar, Scott	.276	22	66	7	9	1	5	0	Raczka, Mike	4-8	6.39	23	0	76.0	97	54	41	55
Van Gorder, Dave	.136	22	66	7	9	1	5	0	Rasmussen, Eric	6-8	4.80	49	8	110.2	122	59	60	66
Washington, Ron	.320	70	272	50	87	15	43	8	Skinner, Mike	1-2	6.39	7	0	31.0	32	20	21	21
Walborn, Ted	.000	1	4	0	0	0	0	0	Strode, Les	0-1	8.56	4	0	13.2	21	13	3	7
Worthington, Craig	.258	109	383	46	99	7	50	0	Telford, Tony	0-0	0.00	1	0	1.0	3	2	0	0
Young, Mike	.320	7	25	4	8	2	5	0	Van Gorder, Dave	0-0	18.00	1	0	1.0	3	2	0	0
									Williamson, Mark	0-1	6.75	1	0	4.0	6	3	1	1
Totals	.265	139	4614	630	1222	135	583	76	Totals	74-65	4.08	139	41	1214.0	1239	550	458	809

CLASS AA . . . CHARLOTTE ORIOLES (SOUTHERN, Eastern Division)

Manager: Greg Biagini: 1st Half: 43-29 - 1st 1 GA
2nd Half: 42-31 - 2nd - 1 1/2 GB

BATTERS	AVG	G	AB	R	H	HR	RBI	SB	PITCHERS	W-L	ERA	G	SV	IP	H	ER	BB	SO
Beamesderfer, K.	.255	42	137	11	35	2	16	1	Alicia, Miguel	2-2	2.50	37	3	72.0	48	20	17	63
Blimeyer, Mckey	.203	27	79	5	16	0	2	0	Beatty, Blaine	6-5	3.07	15	0	105.2	110	36	20	57
Clyde, Sherwin	.304	111	405	59	123	4	44	30	Carriger, Rick	0-0	1.79	5	0	7.0	3	1	4	12
Cimo, Matt	.305	108	406	73	124	18	64	12	Daniel, Jim	4-7	4.91	36	2	80.2	84	44	37	56
Dodd, Tom	.289	136	494	99	143	37	127	9	Dillard, Gordon	5-2	3.31	36	4	49.0	44	18	31	51
Falcone, Dave	.293	132	478	74	140	14	91	14	Green, Chris	1-3	2.84	12	1	25.1	23	8	13	22
Farmar, Damon	.280	37	132	25	37	3	9	9	Hoover, Jim	9-8	4.56	22	0	140.0	151	71	51	99
Holtz, Gerry	.280	89	343	70	96	3	30	21	Huffholder, B.	8-1	3.27	15	0	82.2	81	30	46	63
Jarrell, Joe	.219	91	324	41	71	13	55	7	Kaufman, Curt	0-0	1.86	9	0	19.1	12	4	5	9
Jones, Ricky	.167	12	24	3	4	1	3	0	Kucharski, Joe	6-3	3.83	9	0	56.1	54	24	13	43
Khoury, Scott	.167	12	24	3	4	1	3	0	Long, Robert	6-3	1.98	43	16	54.2	28	12	28	55
Lalmore, Bobby	.273	4	11	5	3	0	1	0	Milacki, Bob	11-9	4.56	29	1	148.0	168	75	66	101
Magrann, Tom	.211	57	180	22	38	3	19	3	Oliveras, F.	6-3	3.60	23	4	100.0	99	40	21	67
Nichols, Tom	.188	60	207	18	39	4	15	3	Raczka, Mike	2-3	6.84	12	0	36.2	48	36	21	31
Richardson, Tim	.143	2	7	0	1	0	1	0	Rice, Rich	2-1	5.40	23	4	71.2	71	43	33	57
Roberts, Norm	.050	8	20	3	1	1	1	2	Stanhope, Chuck	12-7	4.17	33	0	164.0	190	76	37	69
Rosky, Rico	.267	127	471	68	135	4	60	19	Talamantez, Greg	2-2	9.45	4	0	13.1	19	14	12	3
Salcedo, Ron	.333	8	27	3	9	0	2	1	Walton, Bob	2-0	3.79	4	0	19.0	18	8	10	6
Skeete, Rafael	.281	11	32	5	9	0	2	2	Welsh, Chris	1-1	3.24	4	0	16.2	14	6	8	16
Smith, D.L.	.247	62	198	19	49	1	19	2										
Smith, Dana	.260	76	250	31	65	1	28	1										
Stanicak, Pete	.315	68	337	76	106	8	50	29										
Tackett, Jeff	.224	61	205	18	46	0	13	4										
Totals	.272	145	4830	750	1314	129	667	178	Totals	85-60	4.04	145	33	1262.0	1265	567	461	884

CLASS A . . . HAGERSTOWN SUNS (CAROLINA, Northern Division)

Manager: Glenn Gulliver: 1st Half: 40-30 - 1st - 6 1/2 GA
2nd Half: 32-38 - 3rd - 15 GB

BATTERS	AVG	G	AB	R	H	HR	RBI	SB	PITCHERS	W-L	ERA	G	SV	IP	H	ER	BB	SO
Bautista, Benny	.208	76	255	31	53	0	16	23	Berry, Dale	0-2	3.95	6	0	13.2	10	6	10	14
Bellino, Frank	.269	114	387	60	104	14	70	2	Beatty, Blaine	11-1	2.52	13	0	100.0	81	28	11	65
Blimeyer, Mckey	.191	13	47	2	9	0	1	1	Burgall, Mike	5-5	4.68	27	2	138.1	152	72	58	90
Burke, Kevin	.270	14	37	3	10	2	3	2	Bowden, Steve	4-7	5.07	34	0	99.1	103	66	67	79
Carpenter, Doug	.288	15	66	10	19</													

1987 MINOR LEAGUE REPORT (Cont.)

**CLASS A
NEWARK ORIOLES (NEW YORK-PENN, McNamara Division)**
Manager: Mike Hart: 42-32 - 4th - 3 GB

BATTERS	AVG	G	AB	R	H	HR	RBI	SB	PITCHERS	W-L	ERA	G	SV	IP	H	ER	BB	SO
Ahr, Jeff	.300	56	203	35	61	2	28	6	Bryan, Frank	0-2	5.61	17	0	51.1	65	32	17	26
Bulford, Don	.298	71	289	68	86	9	45	35	Culkar, Steve	1-0	4.15	7	1	8.2	9	4	1	6
Eberle, Mike	.325	24	77	9	25	1	17	0	Evans, Scott	1-2	1.93	19	4	23.1	14	5	10	22
Elmore, Mike	.202	40	114	15	23	2	6	2	Gast, Joe	0-1	8.44	2	0	5.1	8	5	4	1
Esquer, Dave	.271	35	85	17	23	0	3	5	Lopez, Craig	5-4	2.33	11	0	66.2	52	17	24	54
Finley, Steve	.293	54	222	40	65	3	33	26	Ludwig, Fred	0-0	0.00	1	0	3.0	2	0	1	1
Harris, Tom	.259	58	201	36	52	3	32	9	Michno, Tom	3-1	3.00	25	3	39.0	33	13	25	37
Hartline, Danny	.239	27	87	12	16	0	11	3	Pinder, Chris	0-0	3.98	9	0	13.1	17	5	7	17
Lehman, Mike	.237	40	139	18	33	1	13	4	Sanchez, Gerardo	0-1	8.22	2	0	7.2	10	7	5	4
Nowak, Matt	.228	46	136	26	31	3	25	3	Sander, Mike	9-4	3.40	15	0	95.1	82	36	20	78
Pena, Luis	.254	41	130	16	33	7	26	0	Sonneberger, S.	6-5	4.67	13	0	86.2	90	45	21	66
Shouaders, Bob	.179	35	112	14	20	3	14	1	Telford, Anthony	1-0	1.02	6	0	17.2	16	2	3	27
Strjek, Randy	.251	66	233	30	51	1	23	4	Williams, Bob	6-5	3.60	14	0	95.0	83	38	32	75
Vought, Jack	.320	63	219	41	70	11	52	3	Wilson, Chasun	8-4	3.09	13	0	81.2	61	28	25	68
Young, Ernie	.279	70	247	54	69	15	54	1	Winzenread, Dick	2-3	3.79	20	1	35.2	42	15	19	40
Totals	.269	74	2444	431	658	61	383	102	Totals	42-32	3.80	74	9	629.1	584	252	214	521

**ROOKIE LEAGUE
BLUEFIELD ORIOLES (APPALACHIAN)**
Manager: Jim Pamlianye: 37-32 - 4th - 13 1/2 GB

BATTERS	AVG	G	AB	R	H	HR	RBI	SB	PITCHERS	W-L	ERA	G	SV	IP	H	ER	BB	SO
Battendorf, Dave	.249	61	213	35	53	5	30	3	Amarena, Sam	5-3	4.44	11	0	52.2	60	26	17	49
Brown, Terry	.286	65	231	44	66	14	43	7	Burdick, Stacy	7-2	2.69	10	0	67.0	50	20	50	83
Browning, Steve	.219	24	64	9	14	1	7	1	Bushing, Chris	2-0	3.65	20	6	37.0	27	15	18	51
Gabriel, Lico	.186	51	167	19	31	0	14	6	Cavers, Mike	2-0	1.98	12	0	16.2	11	2	12	24
Hayden, Paris	.299	62	241	44	72	6	38	8	Culkar, Steve	0-1	0.00	4	1	5.1	5	0	2	6
Hidrich, George	.000	1	1	0	0	0	0	0	Harnisch, Pete	3-1	2.56	9	0	52.2	38	15	26	64
Holland, Tim	.274	53	157	20	43	4	22	4	Miller, Dave	0-9	5.49	12	0	60.2	72	37	29	63
Kier, Bill	.065	25	63	11	6	1	2	4	Mondle, Steve	1-1	4.43	10	0	22.1	20	11	21	15
Martz, Dan	.224	23	58	6	13	0	5	0	Myers, Chris	3-2	2.32	10	0	50.1	36	13	28	60
Murphy, Paul	.243	42	140	21	34	6	21	1	Olson, Dan	4-1	6.37	17	1	41.0	46	29	29	55
Pancoski, Tracey	.298	64	218	45	65	12	46	5	Pilkinton, Marc	1-3	3.26	19	4	38.2	44	14	16	39
Ramirez, Nick	.230	50	200	26	48	0	15	12	Pinder, Chris	2-2	4.82	8	1	18.2	20	10	9	22
Simonds, Dan	.258	54	178	25	46	1	22	3	Riccio, Chuck	5-5	6.50	13	0	62.1	74	45	38	40
Solo, Jose	.307	36	114	14	35	1	16	2	Rodriguez, Danny	0-1	9.16	8	0	18.2	29	19	10	10
Walzig, John	.261	61	241	36	63	1	23	6	Steenman, Joe	1-1	2.35	10	0	30.2	33	8	11	25
Wallman, Scott	.308	7	13	1	4	0	0	0	Williams, Steve	1-1	2.70	6	0	16.2	20	5	4	13
Totals	.258	69	2299	355	592	56	305	63	Totals	37-32	4.09	69	13	591.1	565	269	320	419

ORIOLES' MAJOR LEAGUE (PROFESSIONAL) DRAFT SELECTIONS, 1953 THRU 1987

1954 . . . Chuck Diering, of (\$15,000)	1963 . . . Jim Jankow, p (\$8,000)
. . . Vinicio Garcia, if (\$7,500)	(Cont.) Bill McMahon, p (\$8,000)
1955 . . . Bob Boyd, 1b (\$10,000)	1964 . . . Byron Randolph, p (\$8,000)
1956 . . . Tommy Patton, c (\$10,000)	. . . Ted Miller, p (\$8,000)
1957 . . . Bert Hamric, of (\$15,000)	. . . John Jeter, of (\$8,000)
1960 . . . Hank Foiles, c (\$25,000)	1965 . . . Moe Drabowsky, p (\$25,000)
. . . Dave Massarelli, c (\$12,000)	. . . Gene Brabender, p (\$25,000)
1961 . . . Billy Short, p (\$25,000)	1966 . . . Owen Johnson, c (\$25,000)
. . . Ozzie Virgil, c (\$25,000)	1967 . . . Elrod Hendricks, c (\$25,000)
. . . Steve Cosgrove, p (\$12,000)	1968 . . . Larry Miller, p (\$25,000)
1962 . . . Dave May, of (\$12,000)	1969 . . . Tom Shopay, of (\$25,000)
. . . Paul Blair, of (\$12,000)	1972 . . . Mike Johnson, p (\$25,000)
. . . Roger Sorenson, of (\$8,000)	1976 . . . Mike Dimmel, of (\$25,000)
1963 . . . Lou Jackson, of (\$25,000)	1977 . . . Andy Replogle, p (\$25,000)
. . . Mike Fiore, 1b (\$8,000)	1987 . . . Jose Bautista, p (\$50,000)

The major league draft is held annually at baseball's winter meetings, and is followed with a separate selection by National Association clubs from class AAA to A levels. . . . Until 1958, major league clubs could draft players within a range between \$15,000 (for AAA players) and \$2,000 (for class D players) . . . In 1958 the price for big league drafts rose to \$25,000 and in 1985 it became \$50,000.

However, in 1959, a first-year player draft at the big league level was set up to discourage the payment of inordinately large bonus payments to free agents. The new rule provided that first-year players could be selected at the major league level (if not protected on a major league team's 40 man roster) for \$12,000. In 1961, an even lower draft price was set up for more recent first-year players. That figure was \$8,000.

That year, incidentally, the Baltimore organization set a record of sorts by being relieved of 19 eligible first year players (seven during the big league selections and 11 more during the minor league draft). In 1965, the first year player draft began to lose its significance and then disappeared in 1970.

CLYDE KLUTTZ MEMORIAL AWARD

Named in honor of the Orioles' director of player development who died in May, 1979, the CLYDE KLUTTZ MEMORIAL AWARD is presented annually to the Baltimore organization player "who best exemplifies Clyde's integrity, desire, dedication, and loyalty to the game of baseball and the Baltimore Orioles." Clyde had spent 41 years in baseball when he passed away at the age of 61.

The winners of the Kluttz Award to date: 1979—Tom Eaton (2b); 1980—Cal Ripken, Jr. (3b); 1981—Victor Rodriguez (2b); 1982—John Shelby (of); 1983—Mike Boddicker (p); 1984—Al Pardo (c); 1985—John Habyan (p); 1986—Eric Bell (p). The 1987 winner will be announced in April.

FRANK ROBINSON

20


Born: Aug. 31, 1935
Height: 6'1"; **Weight:** 195
Batted, R; Threw, R

Position: Outfield

Birthplace/Residence: Born in Beaumont, TX, but grew up in Oakland, CA . . . Now lives in Bel Air, CA (near Los Angeles).

Tenure: Beginning his 36th year in professional baseball including 31+ years in majors as player, manager, and coach.

Signed Originally with: Cincinnati.



WITH ORIOLES: Frank is in his 13th season with the Orioles, his 1st out of uniform in his new capacity as "special assistant to the president."

HALL OF FAME: He was elected to the Hall of Fame at Cooperstown in '82 along with **Hank Aaron** after being named on 89% of the ballots cast (370-415). That was the 1st of 4 straight years during which a former Oriole was named to the Hall. Frank is one of only 15 to have been elected to the Hall in his 1st year of eligibility (that list includes former teammate **Brooks Robinson**.)

Frank was 2nd of 6 O's to be so honored (date of election in paren): **Robin Roberts** ('76), **Brooks Robinson** ('83), **George Kell** ('83), **Luis Aparicio** ('84) and **Hoyt Wilhelm** ('85). In his official portrait at Cooperstown, he is wearing a Baltimore uniform.

MANAGING/COACHING

Record As Manager				
YEAR	CLUB	WON	LOST	FINISH
1975	Cleveland	79	80	4th
1976	Cleveland	81	78	4th
1977	Cleveland	26	31	5th
1978	Rochester	58	64	6th
1981	San Francisco	56	55	4th
1982	San Francisco	87	75	3rd
1983	San Francisco	79	83	5th
1984	San Francisco	42	64	6th
Major League Totals		450	466	.491

He has managed the Cleveland Indians ('75-'77), Rochester Red Wings ('78) and San Francisco Giants ('81-'84), as well as the Santurce Crabbers in the Puerto Rican League for 8 winters and the Culiacan club in the Mexican Pacific Winter League ('77-'78).

Made a dramatic debut as playing manager on Apr. 8, '75, before some 55,000 opening day fans at Cleveland Stadium. In his 1st at bat of that 1st game (he was dh, batting 2nd), Frank homered off **Doc Medich** (**Boog Powell** later homered in the same half-inning).

The Indians went on to win, 5-3 and that effort was voted "most memorable moment" in Tribe history by fans during baseball's observance of the U.S. Bicentennial celebration.

In that 1st year, the Indians fell to 15 games below .500 by late June, but rallied and wound up 4th, just one game under . . . The next year, '76, they were 3 over. However, after a slow start in '77, Frank was released and succeeded by **Jeff Torborg**.

Frank became a big league coach for the 1st time after the Indians let him go as manager in '77. He joined **Dave Garcia** who had been his 3rd base coach at Cleveland ('75-'76) and was then managing the Angels.

He returned to Baltimore and coached for the O's for part of '78 and all of '79 and '80. During that period, he was responsible for vastly improving the quality of the O's outfield defense, and in '80 replaced **Jim Frey** (who left to manage the K.C. Royals) as the O's batting and 1st base coach.

After being released by the Giants in '84, he served the Milwaukee Brewers as batting coach.

FRANK ROBINSON (Cont.)

SAN FRANCISCO GIANTS: Was named manager Jan. 14, '81 replacing **Dave Bristol** (who had in turn replaced **Joe Altobelli**) and led the club to its first winning seasons since **Altobelli** did it in '78 and the first back-to-back winning seasons in a decade ('81 & '82) . . . After finishing 3rd in '82, the Giants dipped below .500 in '83 and '84 and on Aug. 4, '84, Frank was dismissed in favor of **Danny Ozark** who was named interim skipper.

During his tenure with the Giants, two former O's served on his coaching staff—**Don Buford** and **Herm Starrette**.

ROCHESTER '78: Started the season as an O's coach, but after the late **Ken Boyer** was named manager of the St. Louis Cardinals (Apr. 28), Frank replaced him (May 9) at the Red Wings' helm.

He was 58-64 at Rochester which finished 6th. **Doc Edwards** was hired to manage the Wings in '79, and Frank returned to the O's as a coach, helping the O's to an A.L. pennant.

CLEVELAND '75-'76-'77: Joined the Indians as a player on Sep. 12, '74 from California in trade that ultimately sent **Rusty Torres** and **Ken Suarez** to the Angels . . . Then 3 weeks later, on Oct. 4, the day after that season ended, he was named the first black major league manager in baseball history, replacing **Ken Aspromonte**.

PLAYING CAREER

MAJOR LEAGUE LEADER: He played for 21 seasons in the majors and is among the top ranking players of all time in 10 categories.

His 586 home runs represent the 4th highest figure in major league history behind **Hank Aaron** (755), **Babe Ruth** (714) and **Willie Mays** (660) . . . **Harmon Killebrew** (573) and **Reggie Jackson** (563) are 5th and 6th respectively.

In addition, Frank ranks high in the following: games-2,808 (11th) . . . at bats-10,006 (14th) runs-1,829 (10th) . . . hits-2,943 (20th) . . . doubles-528 (17th) . . . rbi-1,812 (12th) . . . total bases-5,373 (8th) . . . walks-1,420 (16th) and hit by pitches-198 (3rd).

"MVP", BOTH LEAGUES: He is the only player ever to win BBWAA "MVP" award in both leagues . . . He won the N.L. award in '61 and the A.L. in '66 . . . In addition, he was "MVP" in the '66 World Series and '71 All-Star game.

TRIPLE CROWN: Is one of only 11 players to have won the "Triple Crown" (accomplished 13 times, 2 each by **Ted Williams** and **Rogers Hornsby**) . . . Frank did it in '66 with the O's. He, **Mantle** ('56) and **Carl Yastrzemski** ('67) are the only Triple Crown winners in the past 39 years (since **Williams** second in '47).

HOME RUNS

He hit 343 in the N.L. and 243 in the A.L. . . . 388 were hit off righthanders and 198 off lefthanders.

VS. N.L. OPPONENTS: Astros (Colts)-11 . . . Braves-54 . . . Cardinals-46 . . . Cubs-54 . . . Dodgers-42 . . . Expos-0 . . . Giants-49 . . . Mets-12 . . . Padres-1 . . . Phillies-38 . . . Pirates-34 . . . Reds-2.

VS. A.L. OPPONENTS: Angels-14 . . . A's-20 . . . Brewers (Pilots)-14 . . . Indians-25 . . . Orioles-6 . . . Rangers (Senators)-31 . . . Red Sox-37 . . . Royals-15 . . . Tigers-28 . . . Twins-22 . . . White Sox-17 . . . Yankees-14.

33 PARKS: Frank holds the major league record for hitting home runs in most ballparks (33), including both regular season and World Series play . . . **Hank Aaron** is second at 32.

Among those, Crosley Field in Cincinnati (176) and Memorial Stadium (103) rank one-two in frequency . . . There were four stadia in which he played but did not hit a home run: Houston's Astrodome, Montreal's Expos Stadium, Sicks' Stadium in Seattle ('69 only) and Busch Stadium in St. Louis.

In regular season play Frank homered in 32 parks. His 33rd was Pittsburgh's Three Rivers in the '71 World Series . . . **Aaron** homered in 31 parks in regular season but added Yankee Stadium in the '57 World Series.

GRAND SLAMS: Hit a total of seven slams, five of them in the N.L. . . . His only two bases loaded homers in the A.L. were hit in successive innings on Aug. 20, '70 at R.F.K. Stadium in Washington off Senators' **Joe Coleman** and **Joe Grzenda** . . . Frank, **Jim Gentile** and **Jim Northrup** are the only ones ever to hit slams in successive plate appearances, though a total of seven have hit 2 in one game.

2 OR MORE/GAME: Hit two or more homers in a game 54 times (ranks 5th in major league history) . . . Hit three in a game for Reds at Crosley Field vs. St. Louis on Aug. 22, '59 . . . Had 16 two-homer games for O's.

HR ODDS AND ENDS: Hit his first at Wrigley Field off the Cubs' **Paul Minner** on Apr. 28, '56 and his last at Anaheim Stadium on July 6, '76 off the Angels' **Sid Monge** . . . Hit most off N.L. righthander **Larry Jackson** (10) . . . Hit the first homer and scored the first run in ALCS history, in game #1 in '69 at Baltimore off the Twins' **Jim Perry**.

HRS-ORIOLES: Hit his 500th major league homer in Baltimore in the 2nd game of a twi-night doubleheader against the Tigers' lefthander **Fred Scherman** Sep. 13, '71. At the time, he ranked 11th on the all-time list just behind **Harmon Killebrew** who had reached that milestone earlier that year . . . After leaving Baltimore, Frank jumped past **Killebrew**, **Mel Ott**, **Ernie Banks**, **Eddie Mathews**, **Ted Williams**, **Jimmy Foxx** and **Mickey Mantle**.

Frank became the first (and only) player ever to hit a ball completely out of Memorial Stadium on May 8, '66 (second game) when he blasted a **Luis Tiant** (Cleveland) offering over the left field stands.

He set a major league record by hitting ten home runs in the month of April '69, but that mark has since been pushed to 11 by **Willie Stargell**, **Mike Schmidt** and **Graig Nettles**.

Set a club record with 49 homers in '66 . . . Also set marks that year for most homers by an Oriole against one opponent (11 vs. Det.) and most home runs, Memorial Stadium (27).

LAST GAME AS A PLAYER: Frank played in his last game as a player on Sep. 18, '76 at Cleveland vs. Baltimore. He put himself in as a pinch-hitter for **Frank Duffy** in the 8th inning and singled in a run off **Rudy May**.

ALL-STAR GAMES: Appeared in 11 all-star games as a player (six with Cincinnati, four with Baltimore and one with California) and served as a coach in '76 while managing for Cleveland . . . Was "MVP" in '71 game at Detroit . . . Hit a 2-run homer off **Dock Ellis** to put A.L. ahead to stay in 3rd inning (**Reggie Jackson** hit another with one on off **Ellis** in same inning).

Hit .250 (24-6) in all-star play with two home runs . . . Went 3-for-3 for the N.L. in '59 (at L.A. Coliseum) and homered off **Early Wynn**.

WORLD SERIES: Hit two key homers in '66 vs. Dodgers, both off **Don Drysdale**, to win Sport Magazine sports car . . . Hit his first in the opening inning of game #1 at Dodger Stadium with **Russ Snyder** aboard (**Brooks** followed immediately with another and the O's led 3-0 before the Dodgers batted) . . . O's won the game 5-2 . . . In game #4 his 4th inning solo provided the only run as the O's completed their sweep behind **Dave McNally**.

In '71, game #6 vs. Pittsburgh in Baltimore, Frank's base running in the 10th inning allowed the O's to tie the series at three games apiece . . . He drew a one out walk, and despite ailing legs and sore Achilles Tendon, went from first to third on **Merv Rettenmund's** single up the middle just evading **Richie Hebner's** tag with a head first slide . . . Then, he scored on **Brooks'** short sac fly to **Vic Davalillo** in center.

CINCINNATI: Spent ten full years with the Reds after three seasons in their farm system. Was N.L. "Rookie of the Year" in '56 . . . Tied league record for homers by a rookie (38, set by **Wally Berger** of the Braves), and set a rookie mark by being hit by pitched balls 20 times.

Won a Gold Glove in '58 . . . Led the N.L. three straight years in slugging percentage ('60-'61-'62) . . . Won N.L. "MVP" in '61 . . . Set personal career highs in '62 in average (.342), hits (208), doubles (51) and rbi (136) . . . Set N.L. record by leading in hit by pitcher for six straight years ('60 thru '65).

BALTIMORE: O's won four A.L. pennants and two world championships during his six years in Baltimore.

LONG HOME RUNS/MEMORIAL STADIUM

The longest "measured" home run ever hit in Memorial Stadium was a 471' drive by **Harmon Killebrew** on May 24, 1964 off **Milt Pappas** over the hedge in left-center field. . . . This exceeded by two feet the only other blast that has ever cleared the hedge. . . . That was one by **Boog Powell** 469' to the same area off Boston's **Don Swallow** on June 22, 1962. Aside from these there have been three balls hit into the hedge (approximately 450'), by **Mickey Mantle** in 1954, by **Powell** in 1965 and by **Frank Robinson** in 1967.

Frank Robinson is the only player to have hit a ball completely out of Memorial Stadium. In the second game of a doubleheader with Cleveland on May 8, 1966, Frank hit a **Luis Tiant** offering over the left field stands and into the parking lot beyond, a drive that measured 451' on the fly and rolled to a stop 540' away from home plate.

FRANK ROBINSON (Cont.)

Won Triple Crown and "MVP" awards in A.L. and World Series in '66... In addition to leading the league in average (.316), home runs (49) and RBI (122), he also paced the loop in total bases (367), runs (122) and slugging (.637).

Was batting .337 in late June '67 when he sustained serious injury in a second base collision with the White Sox' **Al Weis**... Missed a month and suffered from double vision for a year and a half afterward... Though he wound up with a .311 average that year, he slipped to .268 (with 15 homers and 52 RBI) in '68 while still recovering from that injury, compounded by an attack of mumps and a muscle tear in his right shoulder.

He returned to form the following spring and helped lead the O's to three straight pennants in '69, '70 and '71.

Following his trade to the Dodgers in Dec. '71, Frank's uniform #20 was retired. He was the first Oriole player to be so honored... In '77, he and Brooks became the first players to be inducted into the new Orioles Hall of Fame, originated by the Oriole Advocates in cooperation with the ballclub.

DODGERS-ANGELS: After one year ('72) with the Dodgers, Frank was traded to the Angels with infielders **Billy Grabarkewitz** and **Bobby Valentine** and pitchers **Bill Singer** and **Mike Strahler** in deal for infielder **Ken McMullen** and **Andy Messersmith**. (Dec. 2, '71).

PERSONAL: One of 11 children... Graduated from McClymonds High School (Oakland)... Was basketball teammate of **Bill Russell** and played baseball there with **Vada Pinson**, **Willie Tasby** and **Charlie Beamon**... Hobbies: movies, music and Lakers basketball games... Attended Xavier University in Cincinnati.

Frank and his wife, the former **Barbara Anne Cole**, were married Oct. 28, '61... They have 2 children: **Frank Kevin** (9/8/62) and **Nichelle** (8/24/65)... Barbara is a real estate agent in the Bel Air area.

YEAR CLUB	AVG.	G	AB	R	H	2B	3B	HR	RBI	BB	SO	SB	CS	HP
1953 Ogden	.348	72	270	70	94	20	6	17	83	53	69	3	—	10
1954 Tulsa	.267	8	30	4	8	0	0	0	1	—	—	—	—	—
Columbia	.336	132	491	112	165	32	9	25	110	88	65	6	—	5
1955 Columbia	.263	80	243	50	64	15	7	12	52	41	44	3	—	6
1956 Cincinnati	.290	152	572	122	166	27	6	38	83	64	95	8	4	20
1957 Cincinnati	.322	150	611	97	197	29	5	29	75	44	92	10	2	12
1958 Cincinnati	.269	148	554	90	149	25	6	31	83	62	80	10	1	7
1959 Cincinnati	.311	146	540	106	168	31	4	36	125	69	93	18	8	8
1960 Cincinnati	.297	139	464	86	138	33	6	31	83	62	67	13	6	9
1961 Cincinnati	.323	153	545	117	176	32	7	37	124	71	64	22	3	10
1962 Cincinnati	.342	162	609	134	208	51	2	39	136	76	62	18	9	11
1963 Cincinnati	.259	140	482	79	125	19	3	21	91	81	69	26	10	14
1964 Cincinnati	.306	156	568	103	174	38	6	29	96	79	67	23	5	9
1965 Cincinnati—1	.296	156	582	109	172	33	5	33	113	70	100	13	9	8
1966 Baltimore	.316	155	576	122	182	34	2	49	122	87	90	8	5	10
1967 Baltimore	.311	129	479	83	149	23	7	30	94	71	84	2	3	7
1968 Baltimore	.268	130	421	69	113	27	1	15	52	73	84	11	2	12
1969 Baltimore	.308	148	539	111	166	19	5	32	100	88	62	9	3	13
1970 Baltimore	.306	132	471	88	144	24	1	25	78	69	70	1	1	7
1971 Baltimore—2	.281	133	455	82	128	16	2	28	99	72	62	3	0	9
1972 L.A.—3	.251	103	342	41	86	6	1	19	59	55	76	2	3	2
1973 California	.266	147	534	85	142	29	0	30	97	82	93	1	1	10
1974 Cal.-Cle.—4	.245	144	477	81	117	27	3	22	68	85	95	5	2	10
1975 Cleveland	.237	49	118	19	28	5	0	9	24	29	15	0	0	0
1976 Cleveland	.224	36	67	5	15	0	0	3	10	11	12	0	0	0
A.L. Totals	.286	1203	4137	745	1184	204	21	243	744	667	667	40	19	78
N.L. Totals	.300	1605	5869	1084	1759	324	51	343	1068	753	865	163	58	120
M.L. Totals	.294	2808	10006	1829	2943	528	72	586	1812	1420	1532	203	77	198

- 1—Acquired from Cincinnati on 12/9/65 in deal for pitcher Milt Pappas and Jack Baldschun and outfielder Dick Simpson.
- 2—Assigned to Los Angeles Dodgers on 12/2/71 with pitcher Pete Richert in deal for pitcher Doyle Alexander and Bob O'Brien, catcher Sergio Robles and first baseman-outfielder Royle Stillman.
- 3—Acquired by California Angels from Dodgers with infielders Billy Grabarkewitz and Bobby Valentine and pitchers Bill Singer and Mike Strahler in deal for 3rd baseman Ken McMullen and pitcher Andy Messersmith on 11/28/72.
- 4—Acquired by Cleveland Indians from Angels in deal for outfielder Rusty Torres and catcher Ken Suarez on 9/12/74.

TOP 12 CAREER HOME RUN LEADERS

1. Henry L. Aaron (RHB)	755	7. Mickey C. Mantle (SWB)	536
2. George H. Ruth (LHB)	714	8. James E. Foyx (RHB)	534
3. Willie H. Mays (RHB)	660	9T. Theodore S. Williams (LHB)	521
4. Frank Robinson (RHB)	586	9T. Willie L. McCovey (LHB)	521
5. Harmon C. Killebrew (RHB)	573	11T. Edwin L. Mathews (LHB)	512
6. Reginald M. Jackson (LHB)	563	11T. Ernest Banks (RHB)	512

ORIOLES ATTENDANCE INFORMATION

ANNUAL ATTENDANCE FIGURES, 1954-1987

SEASON	AT MEMORIAL STADIUM				ON THE ROAD			
	ATTENDANCE	DATES	AVG.	DATE	ATTENDANCE	DATES	AVG.	DATE
1957	1,835,692	78	23,535	1,880,678	80	23,508	1987	
1956	1,973,178	79	24,977	1,737,893	80	21,724	1986	
1955	2,132,387	80	26,655	1,657,460	76	21,809	1985	
1984	2,045,784	76	26,918	1,759,964	81	21,728	1984	
1983	2,042,071	77	26,520	1,854,401	77	24,083	1983	
1982	1,613,031	74	21,798	1,622,109	80	20,276	1982	
1981	1,024,247	53	19,325	954,002	46	20,739	1981	
1980	1,797,438	80	22,468	1,608,616	77	20,891	1980	
1979	1,681,009	72	23,347	1,596,922	76	21,012	1979	
1978	1,051,724	73	14,407	1,495,193	78	19,169	1978	
1977	1,195,769	77	15,529	1,412,675	72	19,620	1977	
1976	1,058,609	74	14,306	1,307,920	74	17,675	1976	
1975	1,002,157	68	14,738	1,163,631	74	15,725	1975	
1974	962,572	74	13,008	1,289,741	75	17,197	1974	
1973	960,303	72	13,338	1,184,679	75	15,796	1973	
1972	899,950	69	13,042	1,265,353	74	17,099	1972	
1971	1,023,037	64	15,985	1,165,879	76	15,341	1971	
1970	1,057,069	75	14,094	1,311,394	78	16,813	1970	
1969	1,062,094	73	14,549	1,244,770	74	16,821	1969	
1968	868,709	71	12,235	1,256,724	76	16,536	1968	
1967	860,390	64	13,444	1,122,760	74	15,172	1967	
1966	1,203,366	67	17,961	1,309,159	76	17,225	1966	
1965	781,649	68	11,495	930,538	73	12,747	1965	
1964	1,116,215	69	16,177	1,057,173	72	14,683	1964	
1963	774,343	72	10,755	829,732	71	13,081	1963	
1962	790,254	72	10,976	886,543	70	12,665	1962	
1961	951,089	70	13,587	1,001,302	71	14,103	1961	
1960	1,187,849	71	16,730	1,151,055	69	16,682	1960	
1959	891,926	64	13,936	990,449	71	14,317	1959	
1958	829,991	67	12,388	860,352	69	9,570	1958	
1957	1,029,581	67	15,367	739,289	66	11,201	1957	
1956	901,201	67	13,539	678,173	64	10,595	1956	
1955	852,039	62	13,743	648,412	56	11,579	1955	
1954	1,060,910	67	15,834	614,833	64	9,607	1954	
Totals	40,697,633	2406	16,915	41,389,774	2465	16,791		

*Average annual attendance home—1,196,989 away—1,217,346

ORIOLES RECORD CROWDS

MEMORIAL STADIUM	ATTENDANCE	DATE	OPPONENT
Largest Crowd	54,458	Oct. 9, '66	Dodgers (World Series)
Largest Crowd, Reg. Sea.	52,292	Apr. 7, '86	Indians (Opening Day)
Single Night Game	51,883	Oct. 1, '82	Brewers
Day Doubleheader	51,764	June 10, '84	Tigers
Night Doubleheader	51,883	Oct. 1, '82	Brewers
Opening Day	52,292	Apr. 7, '86	Indians
Memorial Day	42,949	May 25, '81	Yankees
Independence Day	45,339	July 4, '77	Tigers
Labor Day	41,202	Sep. 5, '83	Red Sox
Five Date Series	249,605*	Aug. 14-18 '80	Yankees
Four Date Series	166,752	June 12-15, '86	Yankees
Three Date Series	150,757	Oct. 1-3, '82	Brewers
Two Date Series	69,569	July 1-2, '57	Yankees
Smallest Crowd	655	Aug. 17, '72	White Sox
All Star Game	48,829	July 8, '58	—
Most 100,000—Series	9	1985	—
ON THE ROAD			
Largest Crowd	67,064	Oct. 16, '83	Phillies (World Series)
Largest Crowd, Reg. Sea.	64,540	Apr. 10, '87	Indians
Smallest Crowd	476	Sep. 19, '63	Angels (L.A.)
Single Series (3 dates)	156,458	Aug. 8-10, '80	Yankees (3 games)
Single Series (4 dates)	188,350	Aug. 3-6, '79	Yankees (4 games)

*Major League Record

TEN MILLION THE LAST 5 YEARS: The Orioles have drawn 10,029,112 at home over the last 5 seasons, an average of 2,005,822. Although they failed to reach 2 million for the 2nd straight year, the O's have averaged 1,904,435 over those 2 seasons while finishing 7th and 6th in the A.L. East. During the '86 and '87 seasons combined, Baltimore's 140-184 record is the worst in the A.L., but their combined attendance is 7th best in the league.

BIG CROWDS, SERIES: The Orioles largest home crowd of '87 came on opening day, Apr. 6, vs. Texas, when 51,644 were on hand. It was the 21st 50,000+ crowd in Orioles' history, 18 of which have come in the 80's. The O's drew between 30,000 and 39,999 on 10 occasions and 40,000 or more twice.

On Apr. 10 at Cleveland, the Orioles played before 64,540, the largest crowd for a regular season road game in the club's history. The Orioles had two 100,000+ series at home, the largest coming July 23-26 when 141,172 attended a 4-game series vs. the Royals during the club's 11-game win streak. The O's were in 6th place, 14 games out of first at the time. In 34 years, the club has hosted 54 series of 100,000+ fans, 43 of them coming in the last 9 years, starting in '79.

Orioles Game and Ticket Information

STARTING TIMES

Day Games & Afternoon Doubleheaders 1:35

*Exceptions:

Mon., Apr. 4 vs. Milwaukee—2:05
 Sat., June 18 vs. Boston—1:20
 Sun., Aug. 7 vs. Milwaukee—2:35
 Sat., Sep. 24 vs. Detroit—TBA

Night Games 7:35

***Exceptions:** All Home Fridays 8:05

*Other game times are subject to change due to network television scheduling.
 (Eastern Daylight Time Starts Apr. 3)

TICKET PRICES

Lower Box \$9.50
 Mezzanine Box 8.50
 Terrace Box 8.50
 (Lower Deck)
 Upper Box 7.00
 Lower & Upper Reserved 6.50
 Lower Res. Grandstand 5.50
 General Admission
 Adult 4.75
 *Child/Senior Citizens 2.50

Group Sales Information

1-800-BASEBALL

*Child's prices will NOT be effective on children's souvenir giveaway dates, or on dates when everyone receives souvenir items, regardless of age . . . There will be no discounts on dates that general admission tickets are sold in advance on a reserved basis.

**Orioles Baseball Store in Washington, D.C.

MEMORIAL STADIUM TICKET OFFICE

1000 block East 33rd Street
 Baltimore, MD 21218

Mon. thru Sat., 9 a.m. to 6 p.m.
 During Night Games until 8:30 p.m.
 Sundays when Club is at home,
 12 noon until 6 p.m.

TICKET INFORMATION

Call (301) 243-9800
 (202) 296-BIRD**

TICKETCENTER PHONECHARGE*

Box and reserved seat tickets to all Orioles home games can be ordered by phone and charged to your major credit card. PhoneCharge hours: 10 a.m. to 10 p.m., 7 days a week.

Baltimore Metro Area (301) 481-6000
 Washington Metro Area (202) 432-0200
 Richmond (Va.) Area (804) 780-3777
 From all other Areas (Toll free) 1-800-448-9009

*A convenience charge is assessed on all TicketCenter phone charges.

SPECIAL TICKET PROGRAMS

The Birdwatchers Fan Club, presented by the Baltimore Sun in cooperation with the Orioles and the Oriole Advocates, Inc., allows families and friends to attend 8 pre-selected Orioles game together at vastly reduced prices. The membership package costs \$10.00 and provides an opportunity to purchase reserved seat tickets to any or all of the 8 games for up to 8 people at a 50% discount. To order the membership kit, enclose a check or money order in the amount of \$10.00 (payable to the Orioles) to; Birdwatchers Fan Club, Baltimore Orioles, Memorial Stadium, Baltimore, MD 21218.

Student Discount Program: Senior High school and college students may purchase upper reserved seats for just \$3.50 at any of 43 selected Orioles home games (denoted by an "S" on the schedule list on the back cover). Tickets go on sale 1 1/2 hours prior to game time at gate E-6. Groups of 40 or more may purchase in advance thru the Orioles group sales office.

WASHINGTON STORE AND TICKET OFFICE

914 17th Street, N.W. (Near Farragut Square Metro Stop); Washington, D.C. 20006; 202-296-BIRD; Hours Mon. thru Fri. 9 a.m.-6 p.m.; Sat. 10 a.m.-2 p.m.

LARGEST WALKUP

The largest "walk-up" sale in Memorial Stadium was 31,626 for a May 9, 1971 weeknight game featuring the Oakland A's sensational rookie Vida Blue against the Orioles' Ace Jim Palmer. Something under 12,000 tickets had been sold in advance of game day . . . The total paid attendance that night was 43,307.

MEMORIAL STADIUM DATA

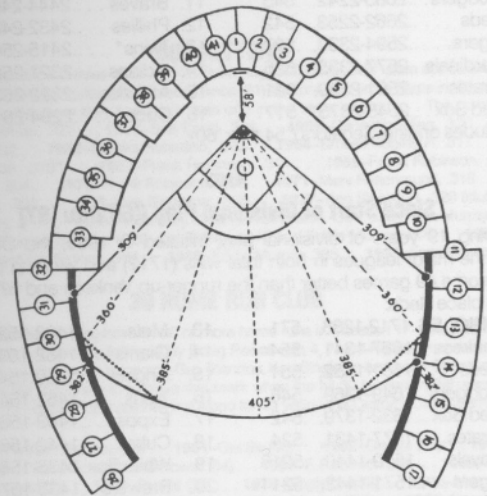
Lower Boxes 7,474 ¹	Lower Reserved 8,533 ³
Terrace Boxes 3,519	Upper Reserved 12,298 (20,831)
(Rows 16-24) 3,519	Lower Reserved
Mezzanine Boxes 1,978 ²	Grandstand 3,273
Upper Boxes 3,610	Gen. Adm. Lower 8,135 ⁴
"Sky" Boxes 28 (16,609)	Gen. Adm. Upper 5,169 (13,304)

CAPACITY 54,017

(1) Includes 2,568 "Field Boxes" installed in '61 . . . (2) Includes 90 seats in "Bird Feed" Area . . . (3) Includes 3,484 "partially obstructed" seats . . . (4) Includes 853 "partially obstructed" seats.

Additional Totals: Lower Stand Boxes (10,993) . . . Lower Stand Box & Reserved (22,799) . . . Total Lower Stand Capacity, including General Admission (30,934) . . . Upper Stand Boxes & Reserved, excluding Mezzanine (15,908) . . . Total Upper Stand Capacity (23,083) . . . A total of 723 seats were added to the upper deck in 1977 (35th row).

See page 91 for Memorial Stadium history.



Additional measurements: Concrete wall—14 ft. high; Wire fence—7 ft. high.

ORIOLES '88 PROMOTION SCHEDULE

DATE	OPP.	SPONSOR	ITEM/EVENT	ELIGIBLE
Mon., Apr. 4	Mil.	WBAL Radio	Opening Day-Calendar	Everyone
Sat., May 7	Chi.	Fuji Film	On-Field Photo Day	Everyone
Sun., May 8	Chi.	Kay Jewelers	Desk Clocks	15 & over
Sat., May 14	Oak.	Burger King	Backpacks	14 & over
Sun., May 15	Oak.	Esskay	Corduroy Caps	Everyone
Sun., May 22	Sea.	Coca Cola	Baseball Gloves	14 & under
Sun., June 5	N.Y.	MAMMA*	Growth Charts	14 & under
Wed., June 8	Det.	Baltimore Sun	Corduroy Visors	15 & over
Fri., June 17	Bos.	Budweiser	Thermal Pitchers	21 & over
Sun., June 19	Bos.	Lays/Ruffles	Mugs (22 ounce)	15 & over
Sat., July 9	Tex.	Toyota	Pin #1 ('66 World Series)	Everyone
Sun., July 10	Tex.	Gatorade	Bats	14 & under
Fri., July 15	Min.	WMAR/Carefirst	Umbrellas	15 & over
Sun., July 17	Min.	Home Team Sports	Rally Caps	Everyone
Sat., July 30	K.C.	WIYY (98 Rock)	Fireworks	Everyone
Sun., July 31	K.C.	French-Bray Printing	Photo Card	14 & under
Sat., Aug. 6	Mil.	Coors	Orioles Hall of Fame Night	Everyone
Sun., Aug. 7	Mil.	Equitable Life	Old Timers Games	Everyone
Fri., Aug. 19	Cal.	Surf Detergent	Baseball Card Book	Everyone
Sat., Aug. 20	Cal.	Toyota	Pin #2 ('70 World Series)	Everyone
Sun., Aug. 21	Cal.	MAMMA*	Jackets	14 & under
Mon., Sep. 5	Bos.	Toyota	Pin #3 ('82 World Series), Labor Day	Everyone

Note: Additional Promotions will be added and schedule is subject to change.

*Middle Atlantic Milk Marketing Association

O'S RECORD IS BEST IN MAJORS Over the Last 31 Years ('57 thru '87)

Despite the Orioles' combined 140-184 (.432) record over the past 2 seasons, they have, nevertheless, maintained the best winning percentage in the major leagues over the past 31 years (1957 thru 1987). The edge over the 2nd place Yankees, however, is by a scant .00012. The Yankees have won 5 more games in this span, and lost 5 more as well.

Since the start of '57 (the first year they finished at .500), the O's are 2738-2168, .55809, compared to the Yankees' 2743-2173, .55797.

In their first 3 Baltimore seasons ('54-'55-'56), the Orioles were a composite 102 games under .500 at 180-282. It was in '57, under Manager General Manager Paul Richards' direction, that the club reached .500 for the first time (76-76) and really began to jell.

Listed below are the records of the 16 clubs that have been in the big leagues during the entire 31-year period:

1. ORIOLES .2738-2168, .55809	9. Giants2526-2398, .513
2. Yankees . . .2743-2173, .55797	10. White Sox .2488-2429, .505
3. Dodgers . . .2685-2242, .545	11. Braves . . .2444-2469, .497
4. Reds2662-2253, .542	12. Phillies . . .2432-2485, .495
5. Tigers2594-2330, .527	13. Twins* . . .2415-2504, .491
6. Cardinals .2577-2335, .525	14. Indians . . .2321-2586, .473
7. Pirates . . .2561-2350, .521	15. Athletics .2322-2601, .472
8. Red Sox . . .2545-2375, .517	16. Cubs2294-2616, .467

*—includes original Senators ('54 thru '60).

AND

Since Start of Divisional Play ('69 thru '87)

During 19 years of divisional play, initiated in 1969, the Orioles have paced the major leagues in both total wins (1712) and winning percentage (.571), some 49 games better than the runner-up Yankees and 57 1/2 up over the 3rd place Reds:

1. ORIOLES .1712-1288, .571	13. Mets1492-1520, .495
2. Yankees . . .1667-1341, .554	14. Giants1482-1536, .491
3. Reds1661-1352, .551	15. Angels1469-1547, .487
4. Dodgers . . .1649-1369, .546	16. Twins1462-1547, .486
5. Red Sox . . .1632-1379, .542	17. Expos1449-1562, .481
6. Pirates . . .1577-1431, .524	18. Cubs1442-1564, .480
7. Royals1570-1440, .5216	19. White Sox .1438-1567, .479
8. Tigers1571-1442, .5214	20. Brewers . . .1438-1575, .477
9. Cardinals .1550-1460, .515	21. Braves . . .1413-1595, .470
10T. Phillies . . .1526-1489, .5061	22. Rangers* .1400-1605, .466
10T. Athletics .1526-1489, .5061	23. Indians . . .1358-1641, .453
12. Astros1525-1492, .5055	24. Padres . . .1309-1706, .434

*—includes expansion Senators ('69 thru '71).

O'S 4TH IN MAJORS IN THE EIGHTIES

The Orioles rank 4th among the 26 major league clubs in the decade of the 80s. It is interesting to note that 3 teams in the A.L. East are included in the top 4, and there are 6 A.L. East franchises represented in the top 12:

1. Yankees695-545, .560	14. Reds619-622, .498791
2. Tigers692-550, .557	15. White Sox . .617-620, .498787
3. Cardinals . . .663-572, .537	16. Angels617-625, .49678
4. ORIOLES . . .659-579, .532	17. Athletics . . .600-643, .482
5. Royals650-587, .5255	18. Braves595-642, .4810
6. Dodgers654-591, .5253	19. Giants598-646, .4807
7. Phillies651-589, .525	20. Padres590-654, .474
8T. Expos649-590, .5238	21. Pirates573-662, .464
8T. Red Sox . . .649-590, .5238	22. Cubs566-667, .4590
10. Astros651-594, .5229	23. Rangers . . .567-669, .4587
11. Blue Jays . .641-598, .517	24. Indians . . .559-676, .4526
12. Brewers . . .636-604, .513	25. Twins562-580, .4525
13. Mets629-608, .508	26. Mariners . . .532-711, .428

BEST LONG STRETCH

The best record the O's have ever compiled in a stretch of 30 or more games is 26-4 between Sep. 8 and Oct. 15, '70. It included a 19-3 run at the end of the regular season and 7-1 in post-season (playoffs, world series).

ORIOLES ARE 3RD IN MAJORS SINCE MOVING TO BALTIMORE IN '54

The Orioles have been operating in Baltimore since moving from St. Louis prior to the 1954 season. In their 34 Baltimore seasons, the O's have established the 3rd best record in the majors in both total wins and percentage, among the 16 clubs that have operated during that entire period:

1. Yankees . . .3039-2339, .565	9. White Sox .2745-2634, .51032
2. Dodgers . . .2969-2419, .551	10. Pirates . . .2740-2633, .50996
3. ORIOLES .2918-2450, .544	11. Braves . . .2710-2655, .504
4. Reds2902-2475, .540	12. Phillies . . .2655-2724, .494
5. Tigers2823-2563, .524	13. Indians . . .2613-2756, .487
6. Cardinals .2793-2581, .520	14. Twins* . . .2593-2788, .482
7. Red Sox . . .2782-2600, .517	15. Cubs2489-2881, .464
8. Giants2770-2616, .514	16. Athletics .2488-2897, .462

*—includes original Senators ('54 thru '60).

★★★

.300 HITTERS

In 34 seasons the Orioles have had 26 qualifying .300 hitters (477 plate appearances from '54 through '60 and 502 plate appearances since '61) and only five times (three in '80 and two in '69, '77, '83 & '84) have they had more than one in the same season . . . The complete list: **1956**—Bob Nieman, .322 . . . **1957**—Bob Boyd, .318 . . . **1959**—Gene Woodling, .300 . . . **1961**—Jim Gentile, .302 . . . **1962**—Brooks Robinson, .303 . . . **1964**—Brooks Robinson, .317 . . . **1966**—Frank Robinson, .316* . . . **1967**—Frank Robinson, .311 . . . **1969**—Frank Robinson, .308 and Boog Powell, .304 . . . **1970**—Frank Robinson, .306 . . . **1971**—Merv Rettenmund, .318 . . . **1973**—Tommy Davis, .306 . . . **1975**—Ken Singleton, .300 . . . **1977**—Ken Singleton, .328 (club record) and Al Bumbry, .317 . . . **1980**—Al Bumbry, .318, Ken Singleton, .304, and Eddie Murray, .300 . . . **1982**—Eddie Murray, .316 . . . **1983**—Cal Ripken, .318 and Eddie Murray, .306 . . . **1984**—Eddie Murray, .306 and Cal Ripken, .304 . . . **1986**—Eddie Murray, .305 . . . **1987**—Larry Sheets, .316.

*Led league

30 HOME RUN CLUB

Seven different Orioles have hit 30 or more home runs in a season 17 different times. Eddie Murray has done it 5 times, followed by Boog Powell with 4. Frank Robinson accomplished the feat three times, Jim Gentile twice and Gus Triandos, Ken Singleton and Larry Sheets once each. Triandos was the first Oriole to achieve that mark when the hit 30 homers in '58, earning him a share of the A.L. record for a catcher that stood for 24 years until Detroit's Lance Parrish broke it in '82.

By Year: **1958**—Triandos (30) . . . **1961**—Gentile (46) . . . **1962**—Gentile (33) . . . **1964**—Powell (39) . . . **1966**—F. Robinson (49) and Powell (34) . . . **1967**—F. Robinson (30) . . . **1969**—Powell (37) and F. Robinson (32) . . . **1970**—Powell (35) . . . **1979**—Singleton (35) . . . **1980**—Murray (32) . . . **1982**—Murray (32) . . . **1983**—Murray (33) . . . **1985**—Murray (31) . . . **1987**—Sheets (31) and Murray (30).

Frank Robinson is the only Oriole to have led the league outright in homers (49 in '66). Murray tied three others for A.L. top honors with 22 during the abbreviated '81 season.

100 RBI MEN

During the O's first seven years ('54 thru '60), nobody drove in 100 runs . . . Then, in '61, Jim Gentile broke the barrier with gusto while accumulating 141 rbi, still a club record.

Since then, seven different players have driven in 100 runs 17 times; Eddie Murray (5 times); Boog Powell (3 times); Brooks and Frank Robinson, Ken Singleton and Cal Ripken (twice); Lee May (once).

By Year: **1961**—Gentile (141) . . . **1964**—Brooks (118)* . . . **1966**—Frank (122)*, Powell (109) and Brooks (100) . . . **1969**—Powell (121) and Frank (100) . . . **1970**—Powell, (114) . . . **1976**—May (109)* . . . **1979**—Singleton (111) . . . **1980**—Murray (116) and Singleton (104) . . . **1982**—Murray (110) . . . **1983**—Murray (111) and Ripken (102) . . . **1984**—Murray (110) . . . **1985**—Murray (124) and Ripken (110).

NOTE: Murray became the fourth Oriole to lead the American League in runs batted in with 78 in '81, which was abbreviated by the players' strike.

* Led league

ORIOLE HOME RUN AND RBI RECORDS BY POSITION

POS.	PLAYER	HR	YR.	POS.	PLAYER	RBI	YR.
1B	Jim Gentile	45*(46)	1961	1B	Jim Gentile	139*(144)	1961
2B	Bobby Grich	19	1974	2B	Bobby Grich	82	1974
3B	Brooks Robinson	28	1964	3B	Brooks Robinson	118	1964
SS	Cal Ripken	27	1983	SS	Cal Ripken	110	1985
LF	Boog Powell	39	1964	LF	Boog Powell	94*(99)	1964
CF	Paul Blair	26	1969	CF	Paul Blair	76	1969
RF	Frank Robinson	47*(49)	1966	RF	Frank Robinson	117*(122)	1966
C	Gus Triandos	30	1958	C	Gus Triandos	78*(79)	1958
DH	Lee May	25	1978	DH	Tommy Davis	83*(89)	1973
					Ken Singleton	83*(84)	1974
					Ken Singleton	83*(84)	1974

* HR & RBI all that position only. Total HR and RBI for season are in parentheses.

ORIOLES YEAR-BY-YEAR LEADERS

YR.	AVERAGE	HOME RUNS	RUNS BATTED IN	STOLEN BASES
54	Abrams .293	Stephens 8	Stephens 46	Coan 9
55	Triandos .277	Triandos 12	Triandos 65	Diering Pope 3
56	Nieman .322	Triandos 21	Triandos 88	Francona 11
57	Boyd .318	Triandos 19	Triandos 72	Pilarcik 14
58	Woodling .276	Triandos 30	Triandos 79	Pilarcik 7
59	Woodling .300	Triandos 25	Woodling 77	Pilarcik 3
60	B. Robinson .294	Hansen 22	Gentile 98	Breeding 10
61	Gentile .302	Gentile 46	Gentile 141	Brandt 10
62	B. Robinson .303	Gentile 33	Gentile 87	Brandt 9
63	A. Smith .272	Powell 25	Powell 82	Aparicio★ 4
64	B. Robinson .317	Powell 39	B. Robinson★ 118	Aparicio★ 51
65	B. Robinson .297	Biefary 22	B. Robinson 80	Aparicio 26
66	F. Robinson★ .316	F. Robinson★ 49	F. Robinson★ 122	Aparicio 25
67	F. Robinson .311	F. Robinson 30	F. Robinson 94	Aparicio 18
68	B. Robinson .253	B. Robinson 17	Powell 85	Buford 27
69	F. Robinson .308	Powell 37	Powell 121	Blair 20
70	F. Robinson .306	Powell 35	Powell 114	Blair 24
71	Rettenmund .318	F. Robinson 26	F. Robinson 99	Buford 15
72	Grich .278	Powell 21	Powell 81	Baylor 13
73	Davis .306	Williams 22	Davis 89	Baylor 32
74	Davis .289	Grich 19	Davis 84	Baylor 29
75	Singleton .300	Baylor 25	L. May 99	Baylor 32
76	Singleton .278	R. Jackson 27	L. May★ 109	Bumbry 42
77	Singleton .328	L. May/Murray 27	L. May/Singleton 99	Kelly 25
78	Singleton .293	DeCinces 28	Murray 95	Harlow 14
79	Murray .295.4	Singleton 35	Singleton 111	Bumbry 37
80	Bumbry .318	Murray 32	Murray 116	Bumbry 44
81	Murray .294	Murray 22	Murray★ 78	Bumbry 22
82	Murray .316	Murray 32	Murray 110	Bumbry 10
83	Ripken .318	Murray 33	Murray 111	Shelby 15
84	Murray .306	Murray 29	Murray 110	Shelby 12
85	Murray .297	Murray 31	Murray 124	Wiggins 30
86	Murray .305	Ripken 25	Murray 84	Wiggins 21

To be listed as average leader, player must have qualifying plate appearances (502 minimum)

YR.	WON	LOST	INNINGS PITCHED	ERA
54	Coleman 13	Larsen★ 21	Coleman 221	Pilette 3.12
55	Wilson 12	Wilson★ 18	Wilson 235	Wilson 3.45
56	Moore 12	Wight 12	Moore 185	C. Johnson 3.42
57	Johnson 14	Moore 13	Johnson 242	Johnson 3.20
58	Portocarrero 15	Harshman 15	Harshman 236	Harshman 2.90
59	Pappas 15	O'Dell 12	Wilhelm 226	Wilhelm★ 2.19
60	Estrada★ 18	Estrada/Fisher Pappas 11	Estrada 209	Brown 3.06
61	Barber 18	Fisher 13	Barber 248	Pappas 3.03
62	Pappas 12	Estrada★ 17	Estrada 223	Roberts 2.78
63	Barber 20	Barber 13	Barber 259	Barber 2.75
64	Bunker 19	Barber 13	Pappas 252	Bunker 2.69
65	Barber 15	Barber 10	Barber 221	Pappas 2.61
66	Palmer 15	Palmer 10	McNally 213	McNally 3.17
67	Phoebus 14	S. Miller Richert 10	Phoebus 208	Phoebus 3.33
68	McNally 22	Phoebus 15	McNally 273	McNally 1.95
69	Cuellar 23	Cuellar 11	Cuellar 291	Palmer 2.34
70	Cuellar★/McNally★ 24	Palmer 10	Palmer★ 305	Palmer 2.71
71	McNally 21	Cuellar Palmer 9	Cuellar 292	Palmer 2.68
72	Palmer 21	Dobson★ 18	Palmer 274	Palmer 2.07
73	Palmer 22	McNally 17	Palmer 296	Palmer★ 2.40
74	Cuellar 22	Grimsley 13	Grimsley 296	Grimsley 3.07
75	Palmer★ 23	Grimsley 13	Palmer 323	Palmer★ 2.09
76	Palmer★ 22	Cuellar Palmer 13	Palmer★ 315	Palmer 2.51
77	Palmer★ 20	R. May 14	Palmer★ 319	Palmer 2.91
78	Palmer 21	Flanagan 15	Palmer★ 296	Palmer 2.46
79	Flanagan★ 23	D. Martinez 16	D. Martinez★ 292	Flanagan 3.08
80	Stone★ 25	Flanagan 13	McGregor 252	Stone 3.23
81	D. Martinez★ 14	Palmer/Stewart 8	D. Martinez 179	Stewart 2.33
82	D. Martinez 16	D. Martinez McGregor 12	D. Martinez 252	Palmer 3.13
83	McGregor 18	D. Martinez 16	McGregor 260	Boddicker 2.77
84	Boddicker 20	Flanagan 13	Boddicker 261	Boddicker 2.79
85	McGregor 14	Boddicker 17	McGregor 204	Dixon 3.67
86	Boddicker 14	McGregor 15	Boddicker 218	Flanagan 4.24
87	Bell/Boddicker 10	Bell 13	Boddicker 226	Boddicker 4.18
		Schmidt 10		

★ Led league ● Tied for league lead
To qualify as era leader must have 154 innings ('54-'60) and 162 or more innings (starting '61).

ORIOLES CAREER PITCHING LEADERS

ERA (500 or more innings)	STRIKEOUTS	GAMES
S. Miller 2.37	Palmer 2,212	Palmer 558
Wilhelm 2.42	McNally 1,476	T. Martinez 499
Watt 2.73	Flanagan 1,225	McNally 412
Dobson 2.78	Cuellar 1,011	Watt 363
Palmer 2.86	Pappas 944	McGregor 352
O'Dell 2.87	Barber 918	Flanagan 344
Hall 2.89	McGregor 894	Hall 342
Hardin 2.95	D. Martinez 858	D. Martinez 319
Phoebus 3.06	Boddicker 736	Stewart 307
Roberts 3.09	T. Martinez 584	S. Miller 297
WINS	INNINGS	SHUTOUTS
Palmer 268	Palmer 3,947.2	Palmer 53
McNally 181	McNally 2,653	McNally 33
Cuellar 143	Flanagan 2,184.2	Cuellar 30
Flanagan 139	McGregor 2,124	Pappas 26
McGregor 138	Cuellar 2,028	McGregor 23
Pappas 110	D. Martinez 1,775.1	Barber 19
D. Martinez 108	Pappas 1,632	Flanagan 17
Barber 95	Barber 1,415	Boddicker 13
Boddicker 73	Boddicker 1,126.2	Phoebus 11
Hall 65	H. Brown 1,032	D. Martinez 10
LOSSES	SAVES	WON-LOST PCT. (Minimum 50 dec.)
Palmer 152	T. Martinez 105	Stone .656 (40-21)
McNally 113	S. Miller 88	Palmer .638 (268-152)
Flanagan 109	Watt 72	Bunker .620 (44-27)
McGregor 105	Stoddard 57	Cuellar .619 (143-88)
D. Martinez 93	Hall 51	Hall .619 (65-40)
Cuellar 88	Aase 50	McNally .616 (181-113)
Barber 75	Stanhouse 45	Pappas .598 (110-74)
Pappas 74	Stewart 42	Dobson .581 (36-26)
Boddicker 61	Wilhelm 40	Phoebus .574 (50-37)
H. Brown 48	G. Jackson 39	Davis .574 (54-40)

COMPLETE GAMES: Palmer 211; Cuellar 133; McNally 120; Flanagan 98; McGregor 83; Pappas 81; D. Martinez 69; Barber 53; Boddicker 49; Grimsley 38.

ORIOLES CAREER BATTING LEADERS

GAMES	AT BATS	RUNS
B. Robinson 2,986	B. Robinson 10,654	B. Robinson 1,232
Belanger 1,962	Murray 6,242	Murray 973
Powell 1,763	Powell 5,912	Powell 796
Blair 1,700	Belanger 5,734	Bumbry 772
Murray 1,659	Blair 5,605	Blair 737
Singleton 1,446	Singleton 5,115	Singleton 684
Bumbry 1,428	Bumbry 4,958	Belanger 670
Dempsey 1,237	C. Ripken 3,834	C. Ripken 626
Dauer 1,140	Dauer 3,829	F. Robinson 555
D. Johnson 995	Dempsey 3,576	Dauer 448
C. Ripken 992		
HITS	DOUBLES	TRIPLES
B. Robinson 2,848	B. Robinson 482	B. Robinson 68
Murray 1,850	Murray 324	Bumbry 52
Powell 1,574	Blair 269	Blair 51
Singleton 1,455	Powell 243	Aparicio 34
Blair 1,426	Singleton 235	Belanger 33
Bumbry 1,403	Bumbry 217	Grich 27
Belanger 1,304	C. Ripken 211	Murray 23
C. Ripken 1,084	Dauer 193	C. Ripken 23
Dauer 984	D. Johnson 186	Brandt 22
D. Johnson 904	Belanger 174	Boyd 20
		Snyder 20
HOME RUNS	TOTAL BASES	RUNS BATTED IN
Murray 305	B. Robinson 2,270	B. Robinson 1,357
Powell 303	Murray 3,135	Murray 1,106
B. Robinson 268	Powell 2,748	Powell 1,063
Singleton 182	Singleton 2,274	Singleton 767
F. Robinson 179	Blair 2,175	C. Ripken 570
C. Ripken 160	Bumbry 1,883	Blair 567
Triandos 142	C. Ripken 1,821	F. Robinson 545
Blair 126	Belanger 1,604	Triandos 517
Gentile 124	F. Robinson 1,598	L. May 487
L. May 123	Triandos 1,351	Gentile 398
EXTRA BASE HITS	BATTING AVERAGE (minimum 1,200 ab's)	STOLEN BASES
B. Robinson 818	Nieman .303	Bumbry 252
Murray 652	Boyd .301	Blair 167
Powell 557	F. Robinson .300	Aparicio 166
Blair 446	Murray .296	Belanger 166
Singleton 436	T. Davis .291	Baylor 118
C. Ripken 394	Rettenmund .284	Buford 85
F. Robinson 340	Singleton .284	Grich 77
Bumbry 322	Bumbry .283	Wiggins 71
DeCinces 282	C. Ripken .283	Murray 56
D. Johnson 268	Lacy .280	Shelby 52
		Rettenmund 52
WALKS	GRAB	
Powell 889; Singleton 885; B. Robinson 860; Murray 781; Belanger 571; Bumbry 464; F. Robinson 460; Grich 457; Blair 420; Buford 420.	B. Robinson 184; Murray 158; Powell 140; Singleton 95; F. Robinson 83; L. May 77; C. Ripken 77; Blair 67; Gentile 58; D. Johnson 57; Belanger 54.	

RECORDS

BALTIMORE ORIOLES RECORDS

1954 thru 1987

BATTING

Individual - By Game

Most Hits5.	Accomplished 26 times: 3 times —Luis Aparicio (all in '66); Cal Ripken [8/22/82 vs. Tex (A), 9/3/83 vs. Min. (A), 5/5/85 vs. Min. (A)] . . . Twice —Don Baylor, Bob Boyd, Al Bumbry, Tommy Davis, Brooks Robinson . . . Once —Jerry Adair, Mark Belanger, Paul Blair ('83 ALCS), Ritchie Coggins, Clint Courtney, Rich Dauer, Billy Goodman, Eddie Murray [4/17/82 vs. Chi. (A)], Russ Synder, Gene Woodling.
Most Hits, M.S.5.	Accomplished 4 times: Jerry Adair [8/24/62—vs. N.Y. Bob Boyd† [9/15/57 vs. Cle.] Rich Dauer [6/2/80—vs. Mil.], Billy Goodman† [9/15/57—vs. Cle.]
Most Runs4.	Accomplished 23 times: 3 times —Merv Rettenmund . . . Twice —Bob Boyd, Don Buford, Al Bumbry, Eddie Murray [9/18/78 vs. Cle. (A), 4/10/83 vs. Cle. (A)] . . . Once —Luis Aparicio, Don Baylor, Mark Belanger, Bob Johnson, John Lowenstein, Brooks Robinson, Frank Robinson, John Shelby, Lee Lacy [6/8/86 vs. N.Y. (A)].
Most RBI9.	Jim Gentile —May 9, '61 vs. Minnesota (A) Eddie Murray —Aug. 26, '85 vs. California (A)
Most RBI M.S.7.	Boog Powell —Jul. 6, '66 vs. K.C. A's Eddie Murray —May 18, '86 vs. Oakland
Most RBI, Opp.8.	Mike Epstein —Jun. 19, '70, Washington (H)
Most RBI, D-header11.	Boog Powell —Jul. 6, '66 vs. K.C. A's (H)
Most Doubles4.	Charlie Lau —Jul. 13, '62 vs. Cleveland (H) Dave Duncan —Jun. 30, '75 vs. Boston (A)
Most Triples3.	Al Bumbry —Sep. 22, '73 vs. Milwaukee (A)
Most Home Runs3.	See Home Run Section on page 26.
Most Total Bases13.	Eddie Murray (<i>twice</i>)—Sep. 14, '80 vs. Toronto (A) & Aug. 26, '85 vs. California (A). Boog Powell —Aug. 15, '66 vs. Boston (A) Cal Ripken —Sep. 3, '83 vs. Minnesota (A) Dan Ford —July 20, '83 vs. Seattle (A) Lee Lacy —June 8, '86 vs. New York (A)
Most Total Bases, M.S.12.	Bobby Grich —Jun. 18, '74 vs. Min. (H) Juan Beniquez —Jun. 12, '86 vs. New York
Most Total Bases, Opp.16.	Rocky Colavito —Jun. 10, '59, Cleveland (H)
Most Stolen Bases3.	Accomplished 12 times: 5 times —Luis Aparicio; 3 times —Don Baylor; Once —Paul Blair, Don Buford, Al Bumbry, Larry Harlow.
Most Stolen Bases, Opp.4.	Rickey Henderson —Jun. 26, '85, New York (A) Dave Collins —Aug. 5, '84, Toronto (H)
Most Base on Balls5.	Bobby Grich —Aug. 9, '75 vs. Chicago (A)
Most Strikeouts5*	Don Buford —Aug. 26, '71 vs. Chicago (A), [9 inn., consecutive]
Most Consecutive Hits, 2 or More Games10.	Ken Singleton —Aug. 26-28, '81
Most Consecutive Times, Reached Safely13.	Jim Dwyer —Sep. 29 thru Oct. 2, '82 [5 walks/8 hits]

HITTING FOR CYCLE

Brooks Robinson Jul. 15, '60—vs. Chicago (A) [5 hits . . . 2 singles]
Cal Ripken May 6, '84—vs. Texas (A) [4 hits]

VS. O'S: Tony Horton, Cle., Jul. 2, '70 (at Bal.); **Larry Hisle**, Min., Jun. 4, '76 (at Bal.); **George Brett**, K.C., May 28, '79 (at K.C.); **Bob Watson**, Bos., Sep. 15, '79 (at Bal.); **Tony Phillips**, Oak., May 16, '86 (at Bal.).

†—Boyd & Goodman were the first two of only 4 O's to get 5 hits in one game in 32 seasons at Memorial Stadium, and they did it in the same game, Sep. 15, '57.
**—Ties American League Record

Individual - By Season(s)

Most Games163.	Brooks Robinson '61, '64
Most Consec. Games, One or More Seasons927.	Cal Ripken Current thru '87
Most Consec. Innings, One or More Seasons8,243.	Cal Ripken June 5, '82 thru Sep. 14, '87
Most At Bats668.	Brooks Robinson '61
Most Plate Appearances736.	Brooks Robinson '61
Most Runs122.	Frank Robinson '66
Most Hits211.	Cal Ripken '80
Most Total Bases367.	Al Bumbry '66
Most Singles158.	Al Bumbry '80
Most Doubles47.	Cal Ripken '83
Most Triples12.	Paul Blair '67
Most HR, RHB49.	Frank Robinson '66
Most HR, LHB46.	Jim Gentile '61
Most Extra Base Hits85.	Frank Robinson '66
Most RBI, LHB141.	Jim Gentile '61
Most RBI, RHB122.	Frank Robinson '85
Most RBI, SWB124.	Eddie Murray '85
Most RBI, Month32.	Mike Young Aug. '81
Most GWRBI21.	Jim Gentile (un-official) '61
	Eddie Murray '82
Most Consec. Games Hit Safely22.	Eddie Murray '82 Doug DeCinces †78-'79
Most Sac. Hits23.	Mark Belanger '75
Most Sac. Flies10.	Jim Gentile '62 Brooks Robinson '62, '64, '69
Most Stolen Bases57.	Luis Aparicio '64
Most Walks118.	Ken Singleton '75
Most Int. Walks25.	Eddie Murray '84
Most Strikeouts125.	Boog Powell '66
Fewest Strikeouts19.	Rich Dauer (618 app.) '80 Clint Courtney (437 app.—non-qualifier) '54
Most Hit by Pitch20.	Bobby Grich '74
Most GDP32.	Cal Ripken '85 Brooks Robinson '60
Most Pinch Hits24*	Dave Philley '61
Most Consec. Pinch Hits6.	Bob Johnson '64
Most Pinch-Hit RBI18.	Dave Philley '61
Highest Batting Avg.328.	Ken Singleton (536-176) '77
Highest Slugging Avg.646.	Jim Gentile (486-314) '61
Highest On-Base Pct.438.	Ken Singleton (651-285) '77

Club Batting (Game, Inning)

Most Runs, Inning10.	Jul. 8, '69—vs. New York (H) Apr. 29, '79—vs. Oakland (A) Aug. 21, '85—vs. Seattle (A)
Most Runs, Game19.	Aug. 28, '67—vs. Cleveland (A)
Most Runs, Game, M.S.18.	Sep. 28, '73—vs. Cleveland (H)
Most Runs, Game, Both Clubs34.	Jun. 26, '78—Tor-24, Bal.-10 (A) Jun. 8, '86—Bal.-18, N.Y.-9 (A)
Most Runs, Game, Both Clubs, M.S.26.	Aug. 14, '55—N.Y. 20, Bal. 6
Most Runs Yielded, Inning12.	Aug. 10, '65—to Boston (A)
Most Runs Yielded, Inning, M.S.11.	May 11, '62—to Washington
Most Runs Yielded, Game24.	Jun. 26, '78—to Toronto (A) Aug. 14, '55—to New York (H)
Larg. Win Margin17.	Jul. 27, '69—vs. Chicago (H), [17-0]
Larg. Loss Margin16.	Apr. 30, '60—to New York (H), [0-16]
Most Hits, Inning9.	Jul. 8, '69—vs. New York (H) Aug. 28, '80—vs. California (H)
Most Hits Yielded, Inning11.	Sep. 20, '83—to Detroit (A)

(Cont. on page 26.)

* American League record

† DeCinces' 22-game streak: 9/8/78 thru 4/6/79.
‡—Only 2 O's to get 200 hits in one season.

CLUB BATTING, GAME (Cont.)

Most Hits, Game	26	Aug. 28, '80	vs. California (H), [9 innings]
Most Hits, Game Both Clubs	41	May 14, '83	Tex.-22, Bal.-19 (A), [11 innings]
	40	Aug. 28, '80	Cal.-14, Bal.-26 (H), [9 innings]
Most Hits Yielded, Game	26	Apr. 23, '81	to Chicago (A) [9 innings]
	24	Jun. 26, '78	to Toronto (A) [9 innings]
Most Hits Yielded, Game, M.S.	22	Jul. 11, '69	to Boston [9 innings]
Most Doubles, Game	8	Aug. 26, '54	vs. Boston (H), Sep. 7, '65
		York (A), Jun. 30, '66	vs. Kansas City (A), Aug. 28, '80
			vs. California (H)
Most Triples, Game	3	4 Times	Most recently: Sep. 22, '73
			vs. Milwaukee (A), all by Al Bumby.
Most Home Runs, Game	7	See "Home Run" section below	
Most Total Bases, Game	41	Sep. 16, '85	vs. Detroit (A)
	40	May 9, '87	vs. Chicago (A)
Most Total Bases, Game, Opp.	53	Sep. 14, '87	by Toronto (A)
Most Extra Base Hits, Game	10	May 9, '87	vs. Chicago (A)
		Sep. 16, '85	vs. Detroit (A)
		Sep. 20, '84	vs. Boston (H)
Most Extra Base Hits, Game, Opp.	12	June 21, '87	by Detroit (H)
		Sep. 14, '87	by Toronto (A)
Most Stolen Bases, Game	7	Aug. 28, '86	vs. Oakland (A)
Most Stolen Bases, Game, Opp.	8	Sep. 27, '65	by Kansas City (H)
Most Left on Base, Game	21	Aug. 25, '68	vs. Boston (H), [18 innings]
Most Left on Base, 9 Inn.	18	May 15, '71	vs. Boston (A)
Most Strikeouts, Game	15	Apr. 25, '81	vs. Bos. (H)—Frank Tanana 7, Mark Clear 8
		Aug. 13, '87	vs. Mil. (H)—Chris Bosio 12, Mark Clear 3
Most Strikeouts, Game, extra inn.	21	Sep. 12, '62	vs. Wash. (H) (16 inn.)—all by Tom Cheney
Most Walks, Game	15	Sep. 28, '73	vs. Cleveland (H)—Wilcox 5, Lamb 4, Johnson 5, Bosman 1

Club Batting (Season)

Highest Average	.273	'80	Most Extra Base Hits	478	'83
Lowest Average	.225	'68	Most GDP	159	'86
Highest Slugging Pct.	.430	'85	Most Sacrifice Hits	110	'57
Most Runs	818	'85	Most Sacrifice Files	59	'69
Most Hits	1523	'80	Most Stolen Bases	150	'76
Most Total Bases	2370	'85	Most Walks	717	'70
Most Doubles	283	'83	Most Intentional Walks	69	'71
Most Triples	49	'54	Most Strikeouts	1019	'64-'68
Most Home Runs	214	'85	Most Hit by Pitch	58	'74

HOME RUNS RECORDS

Individual

Most, Consecutive	4**	Don Baylor	Jul. 1-2, '75	vs. Bos. (A)-1, vs. Det. (A)-3
Most, Game	3	Accomplished 13 times		
	3 Times	Eddie Murray	Aug. 29, '79	vs. Minnesota (A-Metro)
			Sep. 14, '80	vs. Toronto (A)
			Aug. 26, '85	vs. California (A)
		Boog Powell	Aug. 10, '63	vs. Washington (A-RFK)
			Jun. 27, '64	vs. Washington (A-RFK)
			Aug. 15, '66	vs. Boston (A)
Once		Don Baylor	Jul. 2, '75	vs. Detroit (A)
		Juan Beniquez	Jun. 12, '86	vs. New York (H)
		Paul Blair	Apr. 29, '70	vs. Chicago (A)
		Curt Blefary	Jun. 16, '67	vs. California (A)
		Dan Ford	Jul. 20, '83	vs. Seattle (A)
		Bobby Grich	Jun. 18, '74	vs. Minnesota (H)
		Lee Lacy	Jun. 8, '86	vs. New York (A)
Most, Game, M.S.	3	Bobby Grich	Jun. 18, '74	vs. Min.
		Juan Beniquez	Jun. 12, '86	vs. N.Y.
Most, Game, by Opp., M.S.	4	Rocky Colavito	Jun. 10, '59	Cleveland
		Manny Jimenez	Jul. 4, '64	KC A's
		Lee Stanton	Jul. 10, '73	California
Most, Game, by Opp., Road	3	Preston Ward	Sep. 9, '58	KC A's
		Bill Madlock	June 28, '87	Detroit
		Ernie Whitt	Sep. 14, '87	Toronto
Most, Season	49	Frank Robinson	'66	

(1) .49	. Frank Robinson (rhb)—'66	(9) .33	. Eddie Murray (swb)—'83
(2) .46	. Jim Gentile (lhb)—'61	(10) .32	. Frank Robinson (rhb)—'69
(3) .39	. Boog Powell (lhb)—'64	(11) .32	. Eddie Murray (swb)—'80
(4) .37	. Boog Powell (lhb)—'69	(12) .32	. Eddie Murray (swb)—'82
(5) .35	. Boog Powell (lhb)—'70	(13) .31	. Eddie Murray (swb)—'85
(6) .35	. Ken Singleton (swb)—'79	(14) .31	. Larry Sheets (lhb)—'87
(7) .34	. Boog Powell (lhb)—'66	(15) .30	. Gus Triandos (rhb)—'58
(8) .33	. Jim Gentile (lhb)—'62	(16) .30	. Frank Robinson (rhb)—'67
		(17) .30	. Eddie Murray (swb)—'87

See Also, "30 Home Run" Club, page 21

Most, Season, M.S.	27	Frank Robinson	'66
Most, Season, Rookie	28	Cal Ripken	'82
Most, Season, Pitcher	6	Jack Harshman	'58
Most, Lifetime, Oriole	305	Eddie Murray	'77-'87
	303	Boog Powell	'61-'74
	268	Brooks Robinson	'55-'74
Most, Lifetime, M.S.	146	Eddie Murray	'77-'87
	138	Brooks Robinson	'55-'77
	133	Boog Powell	'61-'74
Most Multi-Homer Games, Season	7	F. Robinson	'66
Most Multi-Homer Games, Career	18	Eddie Murray	'77-'87
Most Grand Slams, Season	5	Jim Gentile	'61
Most Grand Slams, Game	2††	Jim Gentile	May 9, '61
		Frank Robinson	Jun. 26, '70
			vs. Washington (A)
Most Grand Slams, Lifetime	14	Eddie Murray	'78-'86
Most, Season, vs. One Opponent	11	Frank Robinson	vs. Detroit, '66
Most, Season, by One Opponent	9	Frank Howard	Washington, '68
Most, Season, by Opponent, M.S.	5	Rocky Colavito	Detroit, '82
		Tony Perez	Boston, '80
		Jim Sundberg	Texas, '80
Most, Lifetime, by Opponent	70	Harmon Killebrew	'55-'75
Most, Lifetime, by Opponent, M.S.	30	Harmon Killebrew	'55-'75
Most, Pinch-Hit Season	3	Whitey Herzog	'62
		Sam Bowens	'67
		Pat Kelly	'79
		Jim Dwyer	'86
Most, Lifetime Pinch-Hit, O's	9	Jim Dwyer	'80-'87
Most, Consecutive Gms, Hit HR	6**	Reggie Jackson	Jul. 18-23, '76
Most Extra Innings HRS, Game	2††	Mike Young	May 28, '87
			vs. California (H)
Most Times Career, Hitting HRs Left & Righthanded, Same Game	8	Eddie Murray	
Most Times Season, Hitting HRs Left & Righthanded, Same Game	2††	Eddie Murray (twice)	'82—Apr. 24 vs. Chicago (A) & Aug. 26 vs. Toronto (H); '87—May 8-9 vs. Chicago (A)
Most Consecutive Games Hitting HRS Left & Righthanded	2†	Eddie Murray	'87—May 8-9 vs. Chicago (A)

Club Records (Game & Inning)

Most, Game	7	May 17, '67	vs. Boston (A) [Blair, B. Robinson, F. Robinson, Etchebarren, Bowens, Powell, D. Johnson]
		Aug. 26, '85	vs. California (A) [Murray-3, Shelby Rayford, Roenicke, Dempsey]
Most, Game, M.S.	6	May 28, '87	vs. California
Most, Game, Opp.	10†	Sep. 14, '87	by Toronto (A)
Most, Game, Opp., M.S.	6	Jun. 10, '59	Cleveland [Colavito-4, B. Martin, Minoso]
Most, Game, Both Clubs	11††	Sep. 14, '87	Toronto-10, Baltimore-1 (A)
Most, Game, Both Clubs, M.S.	8	May 28, '87	Baltimore-6, California-2

††Ties Major League Record
**American League Record

†Major League Record

(Cont. on page 28.)

Club Records (Game & Inning) Cont.

Most, Inning 4	May 17, '67—vs. Boston (A) [Etchebarren, Bowers, Powell, D. Johnson]
Most, Succession 3	Apr. 30, '61—Detroit (A) [Gentile, Triandos, Hansen] Sep. 10, '65—vs. K.C. (H) [B. Robinson, Blefary, Adair] Sep. 4, '69—vs. Detroit (A) [F. Robinson, Powell, B. Robinson]
Most, 11 consecutive games 32†	May 8, '79—vs. Oakland (H) [Murray, L. May, Roenicke] Sep. 16, '85—vs. Detroit (A) [Ripken, Murray, Lynn]
Most, 12 consecutive games 35†	May 8-19, '87
Most, 13 consecutive games 36†	May 8-20, '87
Most, 14 consecutive games 38†	May 8-22, '87
Most consecutive games, 2 or more 9††	May 8-16, '87

Club Records (Season)

Most, Season 214 '85	Most, Opponents, M.S. 125 '87
Most, Season, M.S. 110 '87	Most, O's & Opp., M.S. 235 '87
Most, Season, Opp. 226† '87	Most, Pinch-Hit 11** '82
Most, Season, O's & Opponents 437† '87	Most, Grand Slams 8 '70, '79, '82, '83, '84
Most, vs. One Club 32 (vs. Det., 18 games)	Most Pinch Grand Slams 3†† '82
Most, Month 58† May, '87	Most, vs. Cle. & Det., 13 games '85

††Ties Major League Record
*American League Record

GRAND SLAM HOME RUNS

Lifetime Grand Slams by Current Orioles (Site of Slam in Parenthesis)

TOTAL	AT BAL.	PLAYER
14	9	Eddie Murray
		(1) Apr. 28, '78 vs. Chi. (Chi.) —Lerrin LaGrow (RHP)
		(2) Jul. 31, '79 vs. Mil. (Mil.) —Reggie Cleveland (RHP)
		(3) Aug. 16, '81 vs. Chi. (Bal.) —Ross Baumgarten (LHP)
		(4) Sep. 7, '81 vs. Cle. (Bal.) —Wayne Garland (RHP)
		(5) Apr. 5, '82 vs. K.C. (Bal.) —Dennis Leonard (RHP)
		(6) Aug. 26, '82 vs. Tor. (Bal.) —Ken Schrom (RHP)
		(7) Sep. 18, '83 vs. Mil. (Bal.) —Pete Ladd (RHP)
		(8) Jun. 19, '84 vs. Bos. (Bos.) —Bob Stanley (RHP)
		(9) Jul. 7, '84 vs. K.C. (Bal.) —Larry Gura (LHP)
		(10) Jul. 9, '85 vs. Min. (Bal.) —Curt Wardle (LHP)
		(11) Jul. 25, '85 vs. Chi. (Chi.) —Floyd Bannister (LHP)
		(12) Aug. 26, '85 vs. Cal. (Cal.) —Alan Fowlkes (RHP)
		(13) Apr. 19, '86 vs. Tex. (Bal.) —Dave Rozema (RHP)
		(14) May 18, '86 vs. Oak. (Bal.) —Jose Rijo (RHP)
7	2	Fred Lynn
		(1) Jul. 15, '82 vs. Cle. (Cle.) —Rick Waits (LHP)
		(2) Apr. 27, '83 vs. Det. (Cal.) —Milt Wilcox (RHP)
		(3) All Star Game . . . Jul. 6, '83 vs. N.L. (Chi. WS)—Atlee Hammaker (S.F.) (LHP)
		(4) Jul. 6, '85 vs. K.C. (K.C.) —Joe Beckwith (RHP)
		(5) May 23, '86 vs. Sea. (Sea.) —Matt Young (LHP)
		(6) May 12, '87 vs. Min. (Bal.) —Jeff Reardon (RHP)
		(7) Aug. 13, '87 vs. Mil. (Bal.) —Chris Bosio (RHP)
4	0	Ray Knight
		(1) Jul. 19, '79 vs. St.L. (St.L.) —Will McEnaney
		(2) May 13, '80 vs. N.Y. (Cin.) —Ed Glynn
		(3) Jun. 25, '80 vs. Atl. (Cin.) —Richard Matula
		(4) Sep. 17, '80 vs. Hou. (Hou.) —Joe Niekro
2	2	Cal Ripken
		(1) Sep. 14, '82 vs. N.Y. (Bal.) —Mike Morgan (RHP)
		(2) Jul. 13, '83 vs. Oak. (Bal.) —Tim Conroy (LHP)
1	0	Mike Young
		Sep. 3, '84 vs. Det. (Det.) —Aurelio Lopez (RHP)
1	1	Jim Traber
		Jul. 27, '86 vs. Chi. (Bal.) —Bill Dawley (RHP)
1	1	Larry Sheets
		Aug. 6, '86 vs. Tex. (Bal.) —Bobby Witt (RHP)
1	1	Jim Dwyer
		Aug. 6, '86 vs. Tex. (Bal.) —Jeff Russell (RHP)
1	0	Terry Kennedy
		Jul. 11, '79 vs. Phi. (St.L.) —Tug McGraw (LHP)

GRAND SLAMS BY ORIOLES 1954 thru 1987

TOTAL	AT BAL.	PLAYER	TOTAL	AT BAL.	PLAYER
14	9	Eddie Murray	2	1	Gene Woodling
7	4	Boog Powell	1	0	Luis Aparicio
6	2	Jim Gentile	1	1	Benny Ayala
6	4	Brooks Robinson	1	1	Frank Baker
5	3	Doug DeCinces	1	0	Jim Busby
5	5	Lee May	1	0	Mike Cuellar
5	1	Gary Roenicke	1	1	Jim Dwyer
5	2	Ken Singleton	1	1	Jim Dyck
5	1	Gus Triandos	1	1	Dan Ford
4	3	Terry Crowley	1	1	Tito Francona
4	3	Pat Kelly	1	0	Dan Graham
4	2	Fred Lynn	1	1	Dave Johnson
3	2	Paul Blair	1	1	Bob Kennedy
3	2	Curt Blefary	1	0	Billy Klaus
3	1	Reggie Jackson	1	1	Curt Motton
3	1	John Lowenstein	1	0	Albie Pearson
2	1	Don Buford	1	1	Dave Philley
2	1	Tommy Davis	1	1	Merv Rettenmund
2	1	Rick Dempsey	1	1	Lenn Sakata
2	0	Fritz Connally	1	1	Larry Sheets
2	1	Bobby Grich	1	0	John Shelby
2	0	Wayne Gross	1	1	Jim Traber
2	1	Elrod Hendricks	1	1	Dick Williams
2	2	Dave McNally	1	0	Earl Williams
2	0	Joe Nolan	1	0	Mike Young
2	2	Cal Ripken			
2	0	Frank Robinson	132	72	Orioles Totals
2	0	Billy Smith			

GRAND SLAM NOTES

O's Lead Majors Over Last 7 Years: For the first time since '80, the Orioles failed to at least tie for the major league lead in grand slams . . . Baltimore hit 2, both by **Fred Lynn**. Despite the shortage, the O's have belted 45 grand slams the last 7 years (starting '81) 11 more than any other major league club (California-34 and Boston-32 are next).

Eddie Murray failed to hit a grand slam in '87, the first season since '80 he hasn't hit one. He fell one shy of the AL record for most consecutive years with a slam—7, held by **Vern Stephens**, '44-'50. Eddie has already hit 14 grand slams in his 10-year career and ranks tied for 8th on baseball's all-time list with **Gil Hodges**. He is first among active players.

Thru the Years: Although the Orioles allowed a club record 6 grand slams in '87, 2 shy of the major league record, the O's have "outslammed" their opponents 132-77 over the last 34 years (including a 72-36 advantage at Baltimore).

Three in One Game: The Orioles and Texas set a major league record on Aug. 6, '86 when the two teams combined to hit three grand slams in Texas' 13-11 win at Memorial Stadium (the record was equalled on June 3, '87, Hou. vs. Chi.). **Jim Dwyer** and **Larry Sheets** hit grand slams for the O's, both in the 4th inning. It marked only the 5th time in major league history that one club has hit 2 grand slams in a single inning. It was the 4th time the O's had hit 2 grand slams in one game. **Toby Harrah** hit Texas' slam.

Gentile Hit 5 in '61: **Jim Gentile** set an American League record and tied the major league standard in '61 when he hit 5 bases loaded home runs. The only prior player to reach that total was the Cubs' **Ernie Banks** in '55. In '87, **Don Mattingly** of the Yankees broke that record by hitting 6 grand slams.

Two in a Game: Only 7 players have hit two grand slams in one game in baseball history and only 3 have hit them on consecutive at-bats. In both situations, two of them were Orioles: **Gentile** hit two in a row at Minnesota on May 9, '61 (Metropolitan Stadium off **Pete Ramos** and **Paul Giel**), and **Frank Robinson** did the same on June 26, '70 at RFK Stadium in Washington (off **Joe Coleman, Jr.** and **Joe Grzenda**).

Post-Season Slams-Slugging Pitchers: Only two pitchers have ever hit grand slam home runs in post-season play. Both were Orioles at the time, and both did it in 1970. In game one of the '70 ALCS, **Mike Cuellar** hit one off the Twins' **Jim Perry** (at Minny) and in the 3rd game of the World Series vs. the Reds, **Dave McNally** found the range off **Wayne Granger** (at Baltimore).

The blast by **Cuellar** was the only ALCS grand slam ever until **Don Baylor** hit one for the Angels vs. Milwaukee in '82 (off **Moose Haas**) . . . Only two bases loaded homers have ever been hit in NLCS play: the Dodgers' **Ron Cey** and **Dusty Baker** in '77.

(Cont. on page 30.)

GRAND SLAM NOTES (Cont.)

Opponents: Seven opponents have hit two career slams each against the O's. Nobody has hit more . . . Three have hit two at Memorial Stadium: **Roy Sievers** (Was.), **Moose Skowron** (N.Y.), **Mike Epstein** (Was.).

There have been 10 alien pitchers to throw up two grand slams each to Baltimore batters, including three still active: **Aurelio Lopez** (Det.) to **John Lowenstein** ('83) and **Mike Young** ('84), both at Detroit; **Don Aase** (Cal.) to **Lee May** ('79) and **Doug DeCinces** ('81), both at Baltimore; **LaMarr Hoyt** (Chi.) to **Terry Crowley** ('80) and **DeCinces** ('81), both at Baltimore.

Orioles "Gophers:" Among Orioles pitchers, **Milt Pappas** was the most generous. He gave up 6 bases loaded homers during his tenure in Baltimore. **Dave McNally** and **Scott McGregor**, who gave up 2 in '87, are next in line with 4 apiece. On the other hand, **Jim Palmer** never allowed a slam in 558 games spanning nearly 4,000 innings. Among current O's, following McGregor, are **Don Aase** with 2, and **Eric Bell**, **John Habyan**, **Jose Mesa** and **Tom Niedenfuer** with one apiece.

PITCHING

Individual (Game & Season)

Most Strikeouts, Game 14*	Bob Turley —Apr. 21, '54 vs. Cle. (H)
	Connie Johnson —Sep. 2, '57 vs. N.Y. (H)
	Mike Boddicker —Oct. 6, '83 vs. Chi.—ALCS #2—(H)
Most Bases on Balls, Game . . . 12**	Jack Fisher —Aug. 30, '61† vs. L.A. (A), 9 inn.
Most Inn. Pitched, Game 16	Jerry Walker —Sep. 11, '59 vs. Chi. (H)
Most Consec. Shutout Inn. 36	Hal Brown —Jul. 7 to Aug. 8, '61
Most Consec. Shutouts 3	Jack Fisher —1960; Hal Brown —1961; Milt Pappas —1964; Tom Phoebus —1967; Jim Palmer —1978
Most Consecutive Wins 17	Dave McNally —Sep. 22, '68 to Aug. 3, '69
Most Consecutive Losses 8	Don Larsen —('54), Ed Watt —('66-'67), Mike Flanagan —('86-'87), Jeff Ballard —(current thru '87)
Most Consecutive Wins, One Season 15	Dave McNally —Apr. 12 to Aug. 3, '69
Most Consecutive Games Won, Reliever, 3 Consecutive Games 3††	Grant Jackson —Sep. 29, 30, Oct. 1, '74, 5 1/2 innings
Most Wins, One Day 2	Wes Stock —May 26, '63 vs. Cle. (A)
Most Losses, One Day 2	Don Aase —Aug. 28, '86 vs. Oak. (A)
Most Wins vs. One Club, Season 6	Wally Bunker —vs. K.C., '64
Most Losses vs. One Club, Season 5	Don Larsen —1954 vs. Chi. Joe Coleman —1954 vs. N.Y. Jim Wilson —1955 vs. Cle.
Most Wins by Opp., Season 6	Bud Daley , K.C.—1959
Most Wins by Opp., Season (Since '61 Expansion) 5	Joe Coleman, Jr. , Det.—1973 Pat Dobson , Cle.—1976
Most Losses by Opponent, Season 5	Ned Garver , K.C.—1957 Dick Stigman , Min.—1963 Stan Williams , Cle.—1969 "Catfish" Hunter , N.Y.—1976

* Club record is 21 set by 5 pitchers [Steve Barber, Wally Bunker, Eddie Watt, Eddie Fisher & Stu Miller] on Jun. 4, '67 vs. Wash. (H)—19 innings. Club record for 9 innings is 17 by 3 pitchers [Nelson—13, Drabowsky—3, Beene—1] on Sep. 18, '68 vs. Bos. (A).
** Club record is 14 set by 3 pitchers [Bruce Howard—6, Gene Brabender—5, & Eddie Watt—3] on Apr. 30, '68 vs. N.Y. (H)
† Paul Richards' last game as O's manager . . . Ed Hurley was plate umpire.
†† Ties major league record.

18 STRAIGHT WINNING SEASONS

The O's string of 18 consecutive winning seasons ('68 thru '85) was the 2nd longest in baseball history. The Yankees' 39 year string ('26 thru '64) represents the major league record.

Individual Pitching by Season

Most Games 76	Tippy Martinez 1982
Most Games Started 40	Dave McNally 1969-70
	Mike Cuellar 1970
Most Complete Games 25	Jim Palmer 1975
Most Games Finished 59	Stu Miller 1963
Most Wins 25	Steve Stone 1980
Most Losses 21	Don Larsen (W-3) 1954
Best Won-Lost Pct.808 .(21-5)	Dave McNally 1971
Most Bases on Balls 181	Bob Turley 1954
Most Hit Batsmen 15	Chuck Estrada 1960
Most Strikeouts 202	Dave McNally 1968
Most Innings Pitched 323	Jim Palmer 1975
Most Shutouts 10	Jim Palmer 1975
Most Home Runs Allowed 35	Robin Roberts 1963
	Scott McGregor 1986
Least Home Runs Allowed (by qualifier) 8	Milt Pappas (209 ip) 1959
	Billy Loes (155 ip) 1957
Lowest ERA (by qualifier) . . . 1.95	Dave McNally 1968
Highest ERA (by qualifier) . . . 5.45	Eric Bell 1987
Most Saves 34	Don Aase 1986
Most Wins, Reliever 14	Stu Miller 1965
Most Relief Points (win + saves) (6 + 34) 40	Don Aase 1986
Most Innings Pitched by Reliever 140.1	Sammy Stewart 1983

Club Pitching by Season

Most Consecutive Shutouts . . . 5*	Sep. 2 thru 6, '74 (Grimsley, Cuellar, Palmer, McNally, Cuellar)
Most Consecutive Shutout Innings 54*	Sep. 1 (from 9th inn.) to 7 (thru 8th inn.), '74
Most Complete Gms, Season 71	1971
Most Consecutive Complete Games 7	May 1 thru 7, '68
Most Shutouts, Season 21	1961
Most Strikeouts, Season 1070	1966
Most Bases on Balls, Season 688	1954
Fewest Bases on Balls, Season 395	1972
Lowest ERA, Season 2.53	1972
Highest ERA, Season 5.01	1987
Most Hits Allowed, Season 1,555	1987
Most Runs Allowed, Season 880	1987
Most Home Runs Allowed, Season 226†	1987
Fewest Home Runs Allowed, Full Season 78	1954

* American League Record
† Major League Record

20-Game Winners

YEAR	PITCHER	RECORD	YEAR	PITCHER	RECORD
1963	Steve Barber	20-13	1974	Mike Cuellar	22-10
1968	Dave McNally	22-10	1975	Jim Palmer	23-11
1969	Dave McNally	20- 7	1975	Mike Torrez	20- 9
	Mike Cuellar	23-11	1976	Jim Palmer	22-13
1970	Dave McNally	24- 9	1976	Wayne Garland	20- 7
	Mike Cuellar	24- 8	1977	Jim Palmer	20-11
	Jim Palmer	20-10	1978	Jim Palmer	21-12
1971	Dave McNally	21- 5	1979	Mike Flanagan	23- 9
	Mike Cuellar	20- 9	1980	Steve Stone	25- 7
	Jim Palmer	20- 9	1980	Scott McGregor	20- 8
	Pat Dobson	20- 8	1984	Mike Boddicker	20-11
1972	Jim Palmer	21-10			
1973	Jim Palmer	22- 9			

Notes on 20-Game Winners

Although the Orioles have had only one in the past 7 years, Baltimore pitchers have produced 23 20-game seasons in the past 20

(Cont. on page 32.)

years (starting '68), far and away the most in the majors over that period.

From '68 thru '80, a span of 13 years, at least one Oriole pitcher accumulated 20 or more victories to set a major league record. The old standard was 12 by the New York Giants from '03 to '14, a mark single-handedly assured by **Christy Mathewson** who won 20+ in each of those years.

In 1971 four Baltimore pitchers reached the 20-win plateau. The only other foursome in the entire history of major league baseball to have achieved the feat was a quartet from the 1920 White Sox (51 years earlier): **Urban "Red" Faber-23, Claude Williams-22, Dickie Kerr-21 and Ed Cicotte-21**. Despite that achievement, the White Sox finished second that year, two games behind Cleveland.

The four Orioles all won their 20th games within 6 days: **McNally** was the first on 9/21; then in a series in Cleveland, the other three joined him: **Cuellar** (9/24—first game-clinched division title), **Dobson** (9/24—2nd game), and **Palmer** (9/26).

Stone was the earliest 20-game winner in club history, winning his 20th game on August 19 en route to a team record 25 victories in '80. Three other Orioles' hurlers have recorded their 20th wins in August: **McNally** (8/25) and **Cuellar** (8/27) in '71 and **Palmer** (8/30) in '75.

The first Oriole to win 20, and the only one in the club's first 14 seasons in Baltimore ('54 thru '67) was lefthander **Steve Barber** in '63.

LOW HIT GAMES

No-Hit Games (4)

Hoyt Wilhelm, vs. N.Y., 9/20/58 (H)
 *Steve Barber—Stu Miller, vs. Det., 4/30/67¹ (H)
 Tom Phoebus, vs. Bos., 4/27/68 (H)
 Jim Palmer, vs. Oak., 8/13/69 (H)

One-Hit Games (27)

Joe Coleman, vs. N.Y., 9/9/54 (H)
 §C. Johnson—G. Zuerink, vs. Chi., 6/21/56 (A)
 Hoyt Wilhelm, vs. N.Y., 5/22/59 (H)
 Steve Barber, vs. K.C., 7/28/60 (H)
 Billy Hoelt, vs. Was., 8/19/61 (A)
 Wally Bunker, vs. Was., 5/5/64 (H)
 Wally Bunker, vs. K.C., 7/3/64 (H)
 Milt Pappas, vs. Min., 9/2/64 (A)
 §Frank Bertaina, vs. K.C., 9/12/64 (H)

One-Hit Games (Cont.)

Dave McNally, vs. Was., 10/1/64 (H)
 Steve Barber, vs. N.Y., 5/12/67 (A)
 Jim Palmer, vs. N.Y., 4/16/67 (A)
 Dave Leonhard, vs. Det., 5/6/68 (H)
 Dave McNally, vs. Min., 5/15/69 (A)
 Mike Cuellar, vs. Min., 8/10/69 (H)
 Mike Cuellar, vs. K.C., 5/12/71 (H)
 Jim Palmer, vs. Cle., 7/27/73¹ (H)
 Mike Cuellar, vs. Cal., 5/31/75 (A)
 Jim Palmer, vs. K.C., 6/8/75 (H)
 Mike Cuellar, vs. Mil., 7/26/75 (A)
 Jim Palmer, vs. Min., 8/10/76 (H)
 S. Stone—T. Martinez, vs. Mil., 7/30/79 (A)
 Jim Palmer, vs. Min., 9/4/82 (H)
 Mike Boddicker—Stewart—T. Martinez, vs. N.Y., 10/2/83 (H)
 Mike Boddicker, vs. Tor., 8/13/84 (A)
 D. Martinez, vs. Cal., 6/5/85 (H)
 Mike Boddicker vs. K.C., 4/28/87 (A)

* Orioles lost, 2-1, when Tigers scored twice in top of 9th inning... First Detroit run scored on Barber's wild pitch and deciding run scored on error.

§ Johnson and Zuerink were beaten by Jack Harshman who also pitched one-hitter... Bertaina defeated Bob Myer who also threw one-hitter... Score in both games was 1-0.

NO-HITTERS BY OPPONENTS (3)

(1) May 5, 1962 by **Bo Belinsky** for the California Angels at Dodger Stadium. **Belinsky** defeated his former roommate in the O's farm system, **Steve Barber**, 2-0.
 (2) June 1, 1975 by **Nolan Ryan** for the California Angels at Anaheim Stadium. He defeated **Ross Grimsley**, 1-0. It was the 4th of **Ryan's** 5 major league no-hitters.
 (3) April 15, 1987 by **Juan Nieves** for the Milwaukee Brewers at Baltimore Memorial Stadium. The score was 7-0 and losing pitcher was **Mike Flanagan**.

LONG GAMES BY ORIOLES PITCHERS

IP	PITCHER	OPPONENT	DATE	W/L/ND	CG/SHO
16	Jerry Walker	Chi.	9/11/59	W, 1-0	CG-SHO
15	Ray Moore	Det.	5/21/57	ND	
14	Ross Grimsley	N.Y.	9/11/74	ND	
13.1	Robin Roberts	K.C.	6/30/63	L, 1-3	
13	Jim Wilson	Cle.	5/31/55	L, 1-2	CG
	Billy O'Dell	Cle.	5/ 3/58	W, 3-2	CG

OPENING DAY

The Orioles are 20-13 on opening day, but have lost 3 of their last 4 beginning with a 7-2 loss at home to Kansas City in '83. Prior to that, the O's had won 11 of 13 openers beginning in '70, including 7 straight ('70-'76).

For the past 6 years the Orioles have opened the season at home and although they have gone 3-3 in those games, they are 21-12 overall in home openers. Opening day in Baltimore has drawn over 50,000 in seven of the last 8 seasons.

1954 thru 1987 FIELDING

Club - By Season

Most Double Plays	189	1977	Highest Fielding Pct.	.9849†	1980
Most Errors	167	1955	Most Consecutive		
Fewest Errors	95*	1964	Errorless Games	10	1962
Most Errorless Games	92**	1980			

Club - By Game

Most Errors	6	May 19 ¹ , '74 vs. Bos. (H) and June 9, '83 vs. Mil. (H)
Most Double Plays	5	7 times (latest Aug. 10, '87 vs. Cleveland)

*Major League record—tied with 1977 Cincinnati Reds
 Note: The O's 49 passed balls in 1959 were a major league record until the Texas Rangers obliterated it with 73 passed balls in 1987.
 †Modern Major League record (since 1900).

Individual A.L. and M.L. Fielding Records

SECOND BASE

Most Consec. Errorless Games, Season	86 (AL)	Rich Dauer (Apr. 10 thru Sep. 29, '78)
Most Consec. Errorless Games, League	89 (AL)	Jerry Adair (Jul. 22, '64 thru May 6, '65)
Most Consec. Errorless Chances, Season	425 (AL)	Rich Dauer (Apr. 10 thru Sep. 30 [part], '78)
Most Consec. Errorless Chances, League	458 (AL)	Jerry Adair (Jul. 22, '64 thru May 6, '65)
Most Putouts, Season	484 (ML)	Bobby Grich '74
Most Games, Season	162 (AL-tie)	Bobby Grich '73
Highest Fielding Avg., Season (150 or more games)	.995 (ML)	Bobby Grich '73
Fewest Errors, Season (150 or more games)	5*	Jerry Adair '64 Bobby Grich '73

THIRD BASE

Most Seasons	23 (ML)	B. Robinson
Highest Fielding Avg., Lifetime (1,000 or more games)	.971 (ML)	B. Robinson
Most Games, Lifetime	2,870 (ML)	B. Robinson
Most Putouts, Lifetime	2,697 (ML)	B. Robinson
Most Assists, Lifetime	6,205 (ML)	B. Robinson
Most Chances, Lifetime	8,902 (ML)	B. Robinson
Most Double Plays, Lifetime	618 (ML)	B. Robinson
Most Yrs. Leading Lge. in Fldg. Avg.	11 (AL)	B. Robinson
Most Yrs. Leading Lge. in Games	8 (ML)	B. Robinson
Most Yrs. Leading Lge. in Assists	8 (ML)	B. Robinson
Most Yrs. Leading Lge. in Chances	8† (AL-tie)	B. Robinson
Most Games, Season	163 (AL)	B. Robinson-'61, '64
Most Errors, Game	4 (AL-tie)	Floyd Rayford (Apr. 21, '86 at Clev.)

SHORTSTOPS

Highest Fielding Avg. Lifetime (1,000 or more games)	.977 (AL)	Mark Belanger
Most Games, Season	162 (AL-tie)	Cal Ripken '83, '84, '85, '86, '87
Most Assists, Season	583 (AL)	Cal Ripken '84

OUTFIELDERS

Highest Fielding Avg. Season (100 or more games)	1.000† (ML-tie)	Russ Snyder '65 Gary Roenicke '80 John Lowenstein '82
--	-----------------	---

PITCHERS

Most Putouts, Lifetime	292 (AL)	Jim Palmer
------------------------	----------	------------

* Also held by Joe Morgan (Cin.) 1977, Ryne Sandberg (Chi. Cubs) 1986 and Johnny Ray (Pit.) 1986

† Also held by Frank "Home Run" Baker

‡ Held by many

GENERAL CLUB RECORDS

Longest Win Streak	14	Sep. 20, '70 thru Apr. 10, '71 Aug. 12, '73 thru Aug. 27, '73
Longest Win Streak, Season	14	Aug. 12 thru Aug. 27, '73
Longest Losing Streak	14	Aug. 11 thru Aug. 25, '54
Longest Game, By Innings	19	Jun. 4, '67 vs. Was. (H) [Bal.-7, Was.-5]
Longest Game, By Time	5.27	Aug. 25, '68 vs. Bos. (H) [18 inn., Bal.-3, Bos.-2]
	4.16‡	Jun. 8, '86 vs. N.Y. (A) [Bal.-18, N.Y.-9]
Shortest Game, By Time	1.32	Jun. 26, '62 vs. K.C. (H) [9 inn., Bal.-3, K.C.-0, Big League debut—McNally, Etchebarren]
Most Players, Game	24	Sep. 7, '58 vs. Bos. (H) [10 inn.]

(Cont. on page 34.)

GENERAL CLUB RECORDS (Cont.)

Most Players, Game, Both Clubs	43	...	Sep. 8, '85 vs. Cal. (H) [11 inn.]
Most Wins vs. One Club, Season	16	...	vs. K.C. A's ('57) & Bos. ('60) 15 ... Since '61 Expansion (to 162 games): vs. Was. ('63) & N.Y. ('66)
Most Consecutive Wins vs. One Club	23†	...	vs. K.C. Royals (May 10, '69 thru Aug. 2, '70)
Most Losses vs. One Club, Season	19	...	to Cle. ('54, '55), to N.Y. ('55)
Most Night Games Won, Season	79†	...	1980
Most Games, Season	163	...	1961, 1964, 1982
Most One-Run Games, Season	63	...	1978
Most One-Run Wins, Season	40*	...	1970, 1974
Most One-Run Losses, Season	33	...	1967
Most One & Two-Run Games, Season	97	...	1978
Most One & Two-Run Wins, Season	60	...	1970
Most Extra Inning Games, Season	27	...	1957
Most Extra Inning Wins, Season	16	...	1970
Most Extra Inning Losses, Season	13	...	1962
Most Doubleheaders, Season	32	...	1955
Fewest Doubleheaders, Season	3	...	1986
Most Doubleheaders Sweeps, Season	9	...	1965
Most Wins, Home Stand	11	...	3 Times ('60, '73, '78) 60 (11-3), '73 (11-1), '78 (11-4)
Most Wins, Road Trip	12	...	Jun. 15 thru 30, '66 (12-5) 11 ... 3 Times ('61-twice, '78)
Most Losses, Home Stand	13	...	Jul. 26 thru Aug. 15, '55 (8-13)
Most Losses, Road Trip	19	...	Jul. 5 thru 25, '54 (3-19)
Longest Home Stand, Games	21	...	'55 (Jul. 26 thru Aug. 15, 21 days), 8-13 '56 (May 25 thru Jun. 13, 20 days), 10-11
Longest Road Trip, Games	22	...	'54 (Jul. 5 thru 25, 21 days), 3-19

†Major League record

*American League record

‡Longest 9 inning game, by time, in American League history.

BIGGEST LIFETIME WINNERS/LOSER VS. O'S

WINNERS: Though he has been retired for 21 years ('67), **Whitey Ford**, the Yankee Hall of Famer, still holds the distinction of having beaten the Orioles more than anyone else. He was 30-16 against the Birds.

Ford was one of 11 pitchers to have posted 20 or more lifetime wins against the O's in 34 Baltimore seasons. The others: "**Catfish**" **Hunter** (26-24), **Mickey Lolich** (25-19), **Billy Pierce** (23-11), **Early Wynn** and **Frank Sullivan** (both 21-8), **Jim Kaat** (21-21), **Earl Wilson** (20-9), **Luis Tiant** (20-22), **Jim Perry** (20-22) and **Camilo Pascual** (20-23).

Among currently active pitchers, the biggest winner against the O's is: **Bert Blyleven** (18-12) followed by **Frank Tanana** (17-12) and **Tommy John** (17-17).

LOSERS: **Hunter**, the 2nd biggest winner vs. Baltimore (26), is also the biggest lifetime loser (24) ... At one time "**Catfish**" had a 23-16 lifetime record vs. the O's, but then lost 8 of his last 11 decisions against them from '76 thru '79.

There have been 4 other 20-game losers: **Tiant** and **Jim Perry** (22 each), **Fritz Peterson** (14-21), and **Kaat** (21) ... Other big losers were **Lolich** (19), **Gaylord Perry** (12-19) and **Sam McDowell** (9-19) ... From a percentage standpoint, **Jim Colborn**, formerly of Brewers, Royals and Mariners, with a .150 (3-17) and **Rudy May** at .167 (3-15) rank near the bottom of the list.

Others who've had little success against Baltimore include: **Geoff Zahn** (2-11), **Matt Keough** (1-8), **Milt Wilcox** (4-12), **Jim Beattie** (3-11) and **Mike Caldwell** (3-9).

Among actives, **John** is the biggest loser (17). Runners-up are **Blyleven** and **Tanana** (12 each).

ALL TIME ORIOLES ROSTER 1954 thru 1987

MANAGERS

ALTOBELLI, Joe ('83-'85)
BAUER, Hank ('64-'68)
DYKES, Jimmy ('54)
HARRIS, Luman (Sep. '61)
HITCHCOCK, Bill ('62-'63)
RICHARDS, Paul ('55-'61)
RIPKEN, Cal, Sr. ('87)
WEAVER, Earl (July, '68-'82; June, '85-'86)

COACHES

ADAIR, Jimmy ('60-'61)
APPLING, Luke ('63)
BAMBERGER, George ('68-'77)
BAUER, Hank ('63)
BRECHEN, Harry ('54-'67)
BUSBY, Jim ('61)
CROWLEY, Terry ('84-)
ERMER, Cal ('62)
FREY, Jim ('70-'79)
HARRIS, Luman ('55-'61)
HENDRICKS, Elrod ('78-)
HONCHAIT, Vern ('68)
HUNTER, Bill ('64-'77)
JOHNSON, Darrell ('62)
LOLLAR, Sherman ('64-'67)
LAU, Charlie ('69)
MILLER, Ray ('78-'85)
OLIVER, Tom ('54)
RIPKEN, Cal ('76-'86)
ROBINSON, Brooks ('77)
ROBINSON, Eddie ('59)
ROBINSON, Frank ('78-'80; '85-'87)
ROWE, Ken ('85-'86)
ROWE, Ralph ('81-'84)
SCARBOROUGH, Ray ('68)
SKAFF, Frank ('54)
STALLER, George ('62; '68-'75)
VINCENT, Al ('55-'59)
WEAVER, Earl ('68)
WILEY, Mark ('87)
WILLIAMS, Jimmy ('81-'87)
WOODLING, Gene ('64-'67)

PLAYERS

A
AASE, Don ('85-)-rhp
ABRAMS, Cal ('54-'55)-of
ADAIR, Jerry ('58-'66)-2b
ADAMS, Bobby ('56)-2b
ADAMSON, Mike ('67-'69)-rhp
ALEXANDER, Bob ('55)-rhp
ALEXANDER, Doyle ('72-'76)-rhp
ANDERSON, John ('60)-rhp
ANDERSON, Mike ('78)-of
APARICIO, Luis ('63-'67)-ss
ARNOLD, Tony ('86-'87)-rhp
AVILA, Bobby ('59)-2b
AYALA, Benny ('79-'84)-of

B
BAILOR, Bob ('75-'76)-if
BAKER, Frank ('73-'74)-if
BALLARD, Jeff ('87)-rhp
BAMBERGER, George ('59)-rhp
BARBER, Steve ('60-'67)-lhp
BARKER, Ray ('60)-1b
BARNOWSKI, Ed ('65-'66)-rhp
BAYLOR, Don ('70-'75)-of
BEAMON, Charlie ('56-'58)-rhp
BEENE, Fred ('68-'70)-rhp
BELANGER, Mark ('65-'81)-ss
BELL, Eric ('85)-lhp
BENIQUEZ, Juan ('86)-of
BERRY, Connie ('54)-if
BERTAINA, Frank ('64-'67; '69)-lhp
BESANA, Fred ('56)-lhp
BICKFORD, Vern ('54)-rhp
BIRREER, Werner "Babe" ('56)-rhp
BLAIR, Paul ('64-'76)-of
BLEFARY, Curt ('65-'68)-of-1b
BLYZKA, Mike ('54)-rhp
BODDICKER, Mike ('80)-rhp
BONILLA, Juan ('86)-2b
BONNER, Bob ('80-'83)-if
BORDI, Rich ('86)-rhp
BOSWELL, Dave ('71)-rhp
BOWENS, Sam ('63-'67)-of
BOYD, Bob ('56-'60)-1b

BRABENDER, Gene ('66-'68)-rhp
BRANDT, Jack ('60-'65)-of
BREEDING, Marv ('60-'62)-2b
BRIDEWESER, Jim ('54, '57)-ss
BRILES, Nelson ('77-'78)-rhp
BROWN, Dick ('63-'65)-c
BROWN, Hal ('55-'62)-rhp
BROWN, Larry ('73)-if

BROWN, Mark ('84)-rhp
BRUNET, George ('63)-lhp
BUFORD, Don ('68-'72)-of
BUMBRY, Al ('72-'84)-of
BUNKER, Wally ('63-'68)-rhp
BURKE, Leo ('58-'59)-of
BURLESON, Rick ('87)-2b
BURNESIDE, Pete ('63)-lhp
BUSBY, Jim ('57-'58; '60-'61)-of
BUZHARDT, John ('67)-rhp
BYRD, Harry ('55)-rhp

C

CABELL, Enos ('72-'74)-if
CARRASQUEL, Chico ('59)-ss
CARRÉON, Camilo ('66)-c
CASTLEMAN, Foster ('58)-if
CAUSEY, Wayne ('55-'57)-2b
CECCARELLI, Art ('57)-lhp
CHAKALES, Bob ('54)-rhp
CHEVEZ, Tony ('77)-rhp
CHISM, Tom ('79)-1b
RIPKEN, Gino ('64)-of
COAN, Gil ('54-'55)-of
COGGINS, Rich ('72-'74)-of
COLEMAN, Joe ('54-'55)-rhp
COLEMAN, Walter "Rip" ('59-'60)-lhp
CONNALLY, Fritz ('85)-3b
CONSUEGRA, Sandy ('56-'57)-rhp
CORBETT, Doug ('87)-rhp
CORREY, Mark ('79-'81)-of
COURTNEY, Clint ('54; '60-'61)-c
COX, Billy ('55)-3b
CRISCIONE, Dave ('77)-c
CROWLEY, Terry ('69-'73; '76; '77-'82)-1b-of
CRUZ, Todd ('83-'84)-3b-ss
CUELLAR, Mike ('69-'76)-lhp

D

DAGRES, Angelo ('55)-of
DALRYMPLE, Clay ('69-'71)-c
DAUER, Rich ('76-'85)-2b
DAVANON, Jerry ('71)-if
DAVIS, Storm ('82-'86)-rhp
DAVIS, Tommy ('72-'75)-of-1b
DEGINCES, Doug ('73-'81)-3b
DeLON, Luis ('87)-rhp
DELOCK, Ike ('63)-rhp
DEMPSEY, Chuck ('76-'86)-c
DIERING, Rick ('54-'56)-of
DILLMAN, Bill ('67)-rhp
DIMMEL, Mike ('77-'78)-of
DIXON, Ken ('84)-rhp
DOBSON, Pat ('71-'72)-rhp
DODD, Tom ('86)-3b-c
DORISH, Harry ('55-'56)-rhp
DRABOWSKY, Moe ('66-'68; '70)-rhp
DRAGO, Dick ('77)-rhp
DROPO, Walt ('59-'61)-1b
DUKES, Tom ('71)-rhp
DUNCAN, Dave ('75-'76)-c
DURREN, Ryne ('54)-rhp
DURHAM, Joe ('54, '57)-of
DWYER, Jim ('81)-of
DYCK, Jim ('55-'56)-if

E

EPSTEIN, Mike ('66-'67)-1b
ESSEGIAN, Chuck ('61)-of
ESTRADA, Chuck ('60-'64)-rhp
ETCHEBARREN, Andy ('62; '65-'75)-c
EVERS, Walter "Hoot" ('55-'56)-of

F

FARMER, Ed ('77)-rhp
FERNANDEZ, Chico ('68)-if
FERRARESE, Don ('55-'57)-lhp
FINIGAN, Jim ('59)-3b

ALL TIME ORIOLES ROSTER

FIORE, Mike ('68)-1b
 FISHER, Eddie ('66-'67)-rhp
 FISHER, Jack ('59-'62)-rhp
 FISHER, Tom ('67)-rhp
 FLANAGAN, Mike ('75-'87)-lhp
 FLINN, John ('78-'79; '82)-rhp
 FLOYD, Bob ('68-'70)-if
 FOILES, Hank ('61)-c
 FORD, Dan ('82-'85)-of
 FORD, Dave ('78-'81)-rhp
 FORNIELES, Mike ('56-'57)-rhp
 FOX, Howie ('54)-rhp
 FRANCONA, Tito ('56-'57)-of-1b
 FRAZIER, Joe ('56)-of
 FREED, Roger ('70)-1b-of
 FRIDLEY, Jim ('54)-of
 FULLER, Jim ('73-'74)-of

G
 GAINES, Joe ('63-'64)-of
 GARCIA, Kiko ('76-'80)-ss
 GARCIA, Vinicio ('54)-2b
 GARDNER, Billy ('56-'59)-2b
 GARLAND, Wayne ('73-'76)-rhp
 GASTALL, Tom ('55-'56)-c
 GENTILE, Jim ('60-'63)-1b
 GERHART, Ken ('86)-of
 GILLFORD, Paul ('67)-lhp
 GINSBERG, Joe ('56-'60)-c
 GONZALES, Rene ('87)-if
 GOODMAN, Billy ('57)-if
 GRAHAM, Dan ('80-'81)-c
 GRAY, Ted ('55)-lhp
 GREEN, Gene ('60)-of-c
 GREEN, Lenny ('57-'59; '64)-of
 GRICH, Bob ('70-'76)-2b
 GRIFFIN, Mike ('87)-rhp
 GRIMSLEY, Ross ('74-'77; '82)-lhp
 GROSS, Wayne ('84)-3b
 GULLIVER, Glenn ('82-'83)-3b
 GUTIERREZ, Jackie ('86)-if

H
 HABYAN, John ('85)-rhp
 HADDIX, Harvey ('64-'65)-lhp
 HALE, Bob ('55-'59)-1b
 HALL, Dick ('61-'66; '69-'71)-rhp
 HAMRIC, Bert ('58)-of
 HANEY, Larry ('66-'68)-c
 HANSEN, Ron ('58-'62)-ss
 HARDIN, Jim ('67-'71)-rhp
 HARLOW, Larry ('75; '77-'79)-of
 HARPER, Tommy ('76)-of
 HARRISON, Bob ('55-'56)-rhp
 HARRISON, Roric ('72)-rhp
 HARSHMAN, Jack ('58-'59)-lhp
 HART, Mike ('87)-of
 HARTZELL, Paul ('80)-rhp
 HATTON, Grady ('56)-if
 HAVENS, Brad ('85)-lhp
 HAZEWOOD, Drungo ('80)-of
 HEARD, Jehosie ('54)-lhp
 HELD, Mel ('56)-rhp
 HELD, Woodie ('66-'67)-if-of
 HENDRICKS, Elrod ('68-'72; '73-'76; '78-'79)-c
 HERNANDEZ, Leo ('82-'83; '85)-3b
 HERZOG, "Whitey" ('61-'62)-of
 HOEFT, Billy ('59-'62)-lhp
 HOLDSWORTH, Fred ('76-'77)-rhp
 HOLTZMAN, Ken ('76)-lhp
 HOOD, Don ('73-'74)-lhp
 HOUTTEMEN, Art ('57)-rhp
 HOWARD, Bruce ('68)-rhp
 HUDLER, Rex ('86)-2b
 HUFFMAN, Phil ('85)-rhp
 HUNTER, Bill ('54)-ss
 HUPPERT, Dave ('83)-c
 HUTTO, Jim ('75)-c
 HYDE, Dick ('61)-rhp

J
 JACKSON, Grant ('71-'76)-rhp
 JACKSON, Lou ('64)-of
 JACKSON, Reggie ('76)-of
 JACKSON, Ron ('84)-3b
 JEFFERSON, Jesse ('73-'75)-rhp
 JOHNSON, Bob ('63-'67)-if
 JOHNSON, Connie ('56-'58)-rhp
 JOHNSON, Darrell ('62)-c
 JOHNSON, Dave ('65-'72)-2b
 JOHNSON, David ('74-'75)-rhp
 JOHNSON, Don ('55)-rhp

JOHNSON, Ernie ('59)-rhp
 JONES, Gordon ('60-'61)-rhp
 JONES, Odell ('86)-c
 JONES, Sam ('64)-rhp
 JONES, Ricky ('86)-if

K
 KELL, George ('56-'57)-3b
 KELLERT, Frank ('54)-1b
 KELLY, Pat ('77-'80)-of
 KENNEDY, Bob ('54-'55)-3b
 KENNEDY, Terry ('87)-c
 KERRIGAN, Joe ('78; '80)-rhp
 KINNUNEN, Mike ('86-'87)-lhp
 KIRKLAND, Willie ('64)-of
 KLAUS, Billy ('59-'60)-if
 KNIGHT, Ray ('87)-3b
 KNOWLES, Darold ('65)-lhp
 KOKOS, Dick ('54)-of
 KOSLO, Dick ('54)-lhp
 KRENNCHICKI, Wayne ('79-'81)-if
 KRETLOW, Lou ('54-'55)-rhp
 KRYHOSKI, Dick ('54)-1b
 KUZAVA, Bob ('54-'55)-lhp

L
 LACY, Lee ('85)-of
 LANDRITH, Hobie ('62-'63)-c
 LANDRUM, Tito ('83)-of
 LARSEN, Don ('54; '65)-rhp
 LAU, Charlie ('61-'63; '64-'67)-c
 LEHEW, Jim ('61-'62)-rhp
 LEHMAN, Ken ('57-'58)-lhp
 LENHARDT, Don ('54)-of
 LEONHARD, Dave ('67-'72)-rhp
 LEPPERT, Don ('55)-2b
 LITTLEFIELD, Dick ('54)-lhp
 LOCKE, Charlie ('55)-rhp
 LOCKMAN, Whitey ('59)-1b
 LOES, Billy ('56-'59)-rhp
 LOPAT, Eddie ('55)-lhp
 LOPEZ, Carlos ('76)-of
 LOPEZ, Marcelino ('67; '69-'70)-lhp
 LOWENSTEIN, John ('79-'84)-of
 LUEBBER, Steve ('81)-rhp
 LUEBKE, Dick ('62)-lhp
 LYNN, Fred ('85)-of

M
 MABE, Bobbie ('60)-rhp
 MADDOX, Elliott ('77)-of-3b
 MAJESKI, Hank ('55)-3b
 MARQUIS, Roger ('55)-of
 MARSH, Fred ('55-'56)-if
 MARSHALL, Jim ('58)-1b
 MARTIN, Morrie ('56)-lhp
 MARTINEZ, Dennis ('76-'86)-rhp
 MARTINEZ, Tippy ('76)-lhp
 MATCHICK, Tom ('72)-3b
 MAXWELL, Charlie ('55)-of
 MAY, Dave ('67-'70)-of
 MAY, Lee ('75-'80)-1b
 MAY, Rudy ('76-'77)-lhp
 MELE, Sam ('54)-of
 MESA, Jose ('87)-rhp
 MIKSI, Eddie ('57-'58)-if
 MILLER, Bill ('55)-lhp
 MILLER, Dyar ('75-'77)-rhp
 MILLER, John ('62-'63; '65-'67)-rhp
 MILLER, Randy ('77)-rhp
 MILLER, Stu ('63-'67)-rhp
 MIRABELLA, Paul ('83)-lhp
 MIRANDA, Willie ('55-'59)-ss
 MITCHELL, Paul ('75)-rhp
 MOELLER, Ron ('56; '58)-lhp
 MOLINARO, Bob ('79)-of
 MOORE, Ray ('55-'57)-rhp
 MORA, Andres ('76-'78)-of
 MORALES, Jose ('81-'82)-c-ph
 MOROGIELLO, Dan ('83)-lhp
 MORRIS, John ('68)-lhp
 MOSS, Les ('54-'55)-c
 MOTTON, Curt ('67-'71; '73-'74)-of
 MURRAY, Eddie ('77)-1b
 MURRAY, Ray ('54)-c
 MUSER, Tony ('75-'77)-1b

Mc
 McCORMICK, Mike ('63-'64)-lhp
 McDONALD, Jim ('55)-rhp
 McGREGOR, Scott ('76)-lhp
 McGUIRE, Mickey ('62; '67)-if
 McNALLY, Dave ('62-'74)-lhp

ALL TIME ORIOLES ROSTER

N
 NARUM, Buster ('63)-rhp
 NELSON, Bob ('55-'57)-of
 NELSON, Roger ('68)-rhp
 NICHOLS, Carl ('86)-c
 NICHOLSON, Dave ('60; '62)-of
 NIEDENFUER, Tom ('87)-rhp
 NIELMAN, Bob ('56-'59)-of
 NOLAN, Joe ('82-'85)-c
 NORDBROOK, Tim ('74-'76)-if
 NORTHROP, Jim ('74-'75)-of

O
 OATES, Johnny ('70; '72)-c
 O'CONNOR, Jack ('87)-lhp
 O'DELL, Billy ('54; '56-'59)-lhp
 O'DONOGHUE, John ('68)-lhp
 OERTEL, Chuck ('58)-of
 OLIVER, Bob ('74)-of
 O'MALLEY, Tom ('85-'86)-3b
 ORSINO, John ('63-'65)-c

P
 PACELLA, John ('84)-rhp
 PAGAN, Dave ('76)-rhp
 PALICA, Erv ('55-'56)-rhp
 PALMER, Jim ('65-'67; '69-'84)-rhp
 PAPA, John ('61-'62)-rhp
 PAPPAS, Milt ('57-'65)-rhp
 PARDO, Al ('85-'86)-c
 PARIS, Kelly ('85)-if
 PARROTT, Mike ('77)-rhp
 PATTON, Tom ('57)-c
 PEARSON, Albie ('59-'60)-of
 PENA, Orlando ('71; '73)-rhp
 PETERSON, Buddy ('57)-if
 PHILLEY, Dave ('55-'56; '60-'61)-of-1b
 PHOEBUS, Tom ('66-'70)-rhp
 PILARCIK, Al ('57-'60)-of
 PILLETTE, Duane ('54-'55)-rhp
 PINELLA, Lou ('64)-of
 POPE, Dave ('55-'56)-of
 PORTOCARRERO, Arnie ('58-'60)-rhp
 POWELL, Boog ('61-'74)-1b
 POWERS, John ('60)-of
 POWIS, Carl ('57)-of
 PYBURN, Jim ('55-'57)-of

Q
 QUIRK, Art ('62)-lhp

R
 RAMIREZ, Allan ('83)-rhp
 RAYFORD, Floyd ('80; '82; '84-'87)-3b-c
 REINBACH, Mike ('74)-of
 REITENMUND, Merv ('68; '73)-of
 REYNOLDS, Bob ('72-'75)-rhp
 RICE, Del ('60)-c
 RICHERT, Pete ('67-'71)-lhp
 RINEER, Jeff ('79)-lhp
 RIPKEN, Bill ('87)-2b
 RIPKEN, Cal, Jr. ('81)-ss
 ROBERTS, Robin ('62-'65)-rhp
 ROBINSON, Brooks ('55-'77)-3b
 ROBINSON, Earl ('61-'62; '64)-of
 ROBINSON, Eddie ('57)-1b
 ROBINSON, Frank ('66-'71)-of
 ROBLES, Sergio ('72-'73)-c
 RODRIGUEZ, Aurelio ('83)-3b
 RODRIGUEZ, Vic ('84)-2b
 ROENICKE, Gary ('78-'85)-of
 ROGOVIN, Saul ('55)-rhp
 ROWE, Ken ('64-'65)-rhp
 ROYSTER, Willie ('81)-c
 ROZNOVSKY, Vic ('66-'67)-c
 RUDOLPH, Ken ('77)-c

S
 SAKATA, Lenn ('80-'85)-2b
 SALMON, Chico ('69-'72)-if
 SANCHEZ, Orlando ('84)-c
 SAVERINE, Bob ('59; '62-'64)-if
 SCHALLOCK, Art ('55)-lhp
 SCHMIDT, Dave ('87)-rhp
 SCHMITZ, Johnny ('56)-lhp
 SCHNEIDER, Jeff ('81)-lhp

SCOTT, Mickey ('72-'73)-lhp
 SEGRIST, Kal ('55)-if
 SEVERINSEN, Al ('69)-rhp
 SHEETS, Larry ('84)-of
 SHELBY, John ('81-'87)-of
 SHETRONE, Barry ('59-'60; '62)-of
 SHOPAY, Tom ('71-'72; '75-'77)-of
 SHORT, Billy ('62; '66)-lhp
 SIEBERN, Norm ('64-'65)-1b
 SIMMONS, Nelson ('87)-of
 SINGLETON, Ken ('75-'84)-of
 SKAGGS, Dave ('77-'80)-c
 SLEATER, Lou ('58)-lhp
 SMITH, Al ('63)-of
 SMITH, Billy ('77-'79)-if
 SMITH, Hal ('55-'56)-c
 SMITH, Nate ('62)-c
 SNELL, Nate ('84)-rhp
 SNYDER, Russ ('61-'67)-of
 STANHOUSE, Don ('78-'79; '82)-rhp
 STANICEK, Pete ('87)-2b
 STARRETTE, Herm ('63-'65)-rhp
 STEFERO, John ('83-'86)-c
 STEPHENS, Gene ('60-'61)-of
 STEPHENS, Vern ('54-'55)-3b
 STEPHENSON, Earl ('77-'78)-lhp
 STEWART, Sammy ('78-'85)-rhp
 STILLMAN, Royle ('75-'76)-of
 STOCK, Wes ('59-'64)-rhp
 STODDARD, Tim ('78-'83)-rhp
 STONE, Dean ('63)-lhp
 STONE, Steve ('79-'82)-rhp
 STUART, Marlin ('54)-rhp
 SUNDIN, Gordon ('56)-rhp
 SWAGGERTY, Bill ('83-'86)-rhp

T
 TASBY, Willie ('58-'60)-of
 TAYLOR, Joe ('58-'59)-of
 TEMPLE, John ('62)-2b
 THOMAS, Valmy ('60)-c
 THOMSON, Bobby ('60)-of
 THRONEBERRY, Marv ('61-'62)-1b
 TORREZ, Mike ('75)-rhp
 TRABER, Jim ('84; '86)-1b-of
 TRIANDOS, Gus ('55-'62)-c
 TROUT, Paul "Dizzy" ('57)-rhp
 TURLEY, Bob ('54)-rhp

U
 UNDERWOOD, Tom ('84)-lhp

V
 VALENTINE, Fred ('59; '63; '68)-of
 VAN GORDER, Dave ('87)-c
 VINEYARD, Dave ('64)-rhp
 VIRGIL, Ozzie ('62)-3b

W
 WAITKUS, Eddie ('54-'55)-1b
 WALKER, Jerry ('57-'60)-lhp
 WARD, Pete ('62)-3b-of
 WARWICK, Carl ('65)-of
 WASHINGTON, Ron ('87)-if, of
 WATT, Ed ('66-'73)-rhp
 WELCH, Don ('82)-rhp
 WERLBY, George ('56)-rhp
 WERTZ, Vic ('54)-1b
 WESTLAKE, Wally ('55)-of
 WIGGINS, Alan ('85-'87)-2b
 WIGHT, Bill ('55-'57)-lhp
 WILHELM, Hoyt ('58-'62)-rhp
 WILLIAMS, Dallas ('81)-of
 WILLIAMS, Dick ('56-'58; '61-'62)-of-1b
 WILLIAMS, Earl ('73-'74)-c
 WILLIAMSON, Mark ('87)-rhp
 WILSON, Jim ('55-'56)-rhp
 WOODLING, Gene ('55; '58-'60)-of

Y
 YOUNG, Bobby ('54-'55)-2b
 YOUNG, Mike ('82)-of

Z
 ZUPO, Frank ('57-'58; '61)-c
 ZUVERINK, George ('55-'59)-rhp

A total of 439 players have played for the Orioles during the 34 years the franchise has been in Baltimore. The list above contains only those who appeared for Orioles in at least one regular season game. Larry Doby for example, was on roster during winter of '57-'58 but was traded before season started. Johnny Pesky, Bruce Swango and others were with club during a season but did not appear in any games.

MOST VALUABLE ORIOLES

Larry Sheets was chosen the Most Valuable Oriole for '87 by vote of sportswriters and broadcasters who cover the team on a regular basis. He received 9 of 12 first-place votes and amassed 53 points (5-3-1 system) to finish ahead of Eddie Murray (26 points, 2 firsts) and Cal Ripken (18 points, 1 first) . . . Dave Schmidt, Terry Kennedy and Bill Ripken also received mention.

Outfielders have been the most common winners over the O's 34 years in Baltimore (37 players have been elected because of dual selections in 3 different seasons). Sheets' election represented the 13th time an outfielder has won the award.

Other winners by position: 1st basemen-10; pitchers-7; 3rd basemen-4; catchers, 2nd basemen and shortstops-1 each.

Among multiple winners, Murray tops the list with 6 MVO awards, followed by Brooks Robinson (4), and Frank Robinson (3). Four players have earned the distinction twice each: Stu Miller, Boog Powell, Jim Palmer and Ken Singleton.

The complete list:

1954—Chuck Diering (of)	1971—Brooks Robinson (3b) & Frank Robinson (of)
1955—Dave Philley (of)	1972—Jim Palmer (p)
1956—Bob Nieman (of)	1973—Jim Palmer (p)
1957—Billy Gardner (2b)	1974—Paul Blair (of) & Mike Cuellar (p)
1958—Gus Triandos (c)	1975—Ken Singleton (of)
1959—Gene Woodling (of)	1976—Lee May (1b)
1960—Brooks Robinson (3b)	1977—Ken Singleton (of)
1961—Jim Gentile (1b)	1978—Eddie Murray (1b)
1962—Brooks Robinson (3b)	1979—Ken Singleton (of)
1963—Stu Miller (p)	1980—Al Bumbry (of)
1964—Brooks Robinson (3b)	1981—Eddie Murray (1b)
1965—Stu Miller (p)	1982—Eddie Murray (1b)
1966—Frank Robinson (of)	1983—Eddie Murray (1b) & Cal Ripken (ss)
1967—Frank Robinson (of)	1984—Eddie Murray (1b)
1968—Dave McNally (p)	1985—Eddie Murray (1b)
1969—Boog Powell (1b)	1986—Don Aase (p)
1970—Boog Powell (1b)	1987—Larry Sheets (of)

ORIOLES GOLD GLOVE AWARD WINNERS

YEAR	PLAYER	YEAR	PLAYER	YEAR	PLAYER
1960	B. Robinson (3b)	1970	B. Robinson (3b)	1975	Belanger (ss)
1961	B. Robinson (3b)		D. Johnson (2b)		Grich (2b)
1962	B. Robinson (3b)		Blair (of)		Blair (of)
1963	B. Robinson (3b)	1971	B. Robinson (3b)		B. Robinson (3b)
1964	B. Robinson (3b)		Aparicio (ss)	1976	Belanger (ss)
	Aparicio (ss)		D. Johnson (2b)		Grich (2b)
1965	B. Robinson (3b)		Blair (of)		Palmer (p)
1966	B. Robinson (3b)	1972	B. Robinson (3b)	1977	Belanger (ss)
	Aparicio (ss)		Blair (of)		Palmer (p)
1967	B. Robinson (3b)	1973	B. Robinson (3b)	1978	Belanger (ss)
	Blair (of)		Belanger (ss)		Palmer (p)
1968	B. Robinson (3b)		Grich (2b)	1979	Palmer (p)
1969	B. Robinson (3b)		Blair (of)	1980	None
	Belanger (ss)	1974	B. Robinson (3b)	1981	None
	D. Johnson (2b)		Belanger (ss)	1982	Murray (1b)
	Blair (of)		Grich (2b)	1983	Murray (1b)
			Blair (of)	1984	Murray (1b)
				1985	None
				1986	None
				1987	None

Notes: Despite not having won a Gold Glove over the past 3 years, the O's have still earned more (48) than any other major league team since the award was conceived in '57. However, the St. Louis Cardinals, who won 2 last year (Ozzie Smith—ss, Terry Pendleton—3b) have pulled to within one of the lead.

The leaders: Orioles—48, Cardinals—47, Yankees—39, Reds—38, Tigers & Pirates—33 each, Phillies—32, Red Sox—31, White Sox—28 and Dodgers—27.

Eddie Murray is the only Oriole to have won a Gold Glove since '79, having earned that distinction 3 straight times from '82 thru '84. He is one of 8 Orioles to have won multiple awards (while wearing a Baltimore uniform). Others are: Brooks Robinson—16 (tied with Jim Kaat for most ever by one player); Paul Blair and Mark Belanger—8 each; Jim Palmer and Bobby Grich—4 each; Dave Johnson—3, and Luis Aparicio—2 (9 total).

The Gold Glove awards are presented by The Sporting News in cooperation with the Rawlings Sporting Goods Company to those considered the best at their positions by vote of league managers/coaches. Selection is based not only on consistency (i.e. fielding percentage), but also on other factors such as range, and overall fielding effectiveness.

MAJOR ORIOLES AWARD WINNERS

Most Valuable Player, A.L. (BBWAA): Brooks Robinson (1964), Frank Robinson (1966), Boog Powell (1970), Cal Ripken (1983).

Cy Young Award, A.L. (BBWAA): Mike Cuellar (1969, tied with Denny McLain), Jim Palmer (1973, 1975, 1976), Mike Flanagan (1979), Steve Stone (1980).

Manager of the Year, Major League (The Sporting News): Hank Bauer (1966), Earl Weaver (1977, 1979).

Manager of the Year, A.L. (Associated Press): Paul Richards (1960), Hank Bauer (1964, 1966), Earl Weaver (1973, 1977, 1979).

Manager of the Year, A.L. (United Press International): Earl Weaver (1979), Joe Altobelli (1983).

Rookie of the Year, A.L. (BBWAA): Ron Hansen (1960), Curt Blefary (1965), Al Bumbry (1973), Eddie Murray (1977), Cal Ripken (1982).

Rookie of the Year, A.L. (The Sporting News): Ron Hansen (1960), Curt Blefary (1965), Al Bumbry (1973), Cal Ripken (1982).

Rookie Pitcher of the Year, A.L. (The Sporting News): Wally Bunker (1964), Tom Phoebus (1967), Mike Boddicker (1983).

Player of the Year, A.L. (The Sporting News): Brooks Robinson (1964), Frank Robinson (1966), Cal Ripken (1983).

Pitcher of the Year, A.L. (The Sporting News): Chuck Estrada (1960), Jim Palmer (1973, 1975, 1976), Mike Flanagan (1979), Steve Stone (1980).

Player of the Year, Major League (The Sporting News): Frank Robinson (1966), Cal Ripken (1983).

Executive of the Year, Major League (The Sporting News): Harry Dalton (1970), Hank Peters (1979, 1983).

Executive of the Year, Major League (United Press International): Hank Peters (1979).

Roberto Clemente Award (Commissioner's Office): Presented annually to player "who best typifies the game of baseball, both on and off the field"—Brooks Robinson (1972), Ken Singleton (1982).

Joe Cronin Award (American League Office): Presented annually to an American League player for significant achievement—Jim Palmer (1976), Brooks Robinson (1977).

Most Valuable Player, World Series (Sport Magazine): Frank Robinson (1966), Brooks Robinson (1970), Rick Dempsey (1983).

Most Valuable Player, American League Championship Series: (A.L. Office/Chevrolet): Mike Boddicker.

Most Valuable Player, All Star Game (Commissioner's Office): Now known as the Arch Ward Memorial Trophy—Billy O'Dell (1958), Brooks Robinson (1966), Frank Robinson (1971).

TRIPLE PLAYS

The Orioles have been shutout in that department the last eight years.

The Birds' last two triple plays ('78 & '79) were of the "around the horn" variety involving Doug DeCinces, Rich Dauer, and Eddie Murray. Brooks Robinson started the other three Orioles "around the horn" triple plays.

Jun. 10, '79—at Bal.—Buddy Bell "gtp" . . . 5-4-3 (DeCinces, Dauer, Murray)

Sep. 9, '78—at Tor.—Rick Cerone "gtp" . . . 5-4-3 (DeCinces, Dauer, Murray)

Jun. 3, '77—at K.C.—John Wathan hit a sac fly to Pat Kelly in right. Fred Patek was caught off 1st and was out. Kelly to Mark Belanger to Billy Smith back to Belanger. Belanger then noticed Dave Nelson standing off 3rd base. He ran at him and tagged him out, completing the game-ending triple play and giving the O's a 7-6 win—9-6-4-6-6.

Sep. 29, '73—at Det.—Frank Howard "gtp" . . . 5-4-3 (B. Robinson, B. Grich, T. Crowley).

Jul. 7, '73—vs. Oak. at Bal.—Gene Tenace "gtp" . . . 5-4-3 (B. Robinson, B. Grich, E. Cabell).

Aug. 6, '69—vs. K.C. at Bal.—Eliseo Rodriguez "gtp" . . . 5-4-3 (B. Robinson, D. Johnson, B. Powell).

Apr. 9, '59—at Was.—Ed Fitzgerald line drive . . . 3-6-3 (Boyd, Carrasquel, Boyd).

Aug. 3, '55—vs. K.C. at Bal.—Art Ceccarelli "gtp" then runner was thrown out at home . . . 3-6-2 (G. Triandos, W. Miranda, H. Smith).

The Orioles have hit into 13 triple plays in 34 seasons, the last victim being Gary Roenicke against Oakland at Baltimore on May 7, '79. He grounded to third baseman Wayne Gross, who started an "around the horn" 5-4-3 triple play, the first executed against the Orioles since 1972. On four of the 13 occasions that Birds' opponents have completed triple plays, Brooks Robinson has been the batter. Brooks grounded into one, lined into another, and two were "gdp's", with a runner then being thrown out between third and home.

**WON-LOST RECORDS vs. EACH OPPONENT
1954-1987**

CLUB	HOME			AWAY			TOTAL	
	W	L	PCT	W	L	PCT	W	L
Boston	147	144	.505	130	158	.451	277	302
California	112	70	.615	96	90	.516	208	160
Chicago	155	104	.598	123	134	.479	278	238
Cleveland	152	137	.526	139	152	.478	291	289
Detroit	153	139	.524	147	148	.498	300	287
Kansas City	71	40	.640	54	55	.495	125	95
Milwaukee ¹	85	45	.654	77	56	.579	162	101
Minnesota ²	151	107	.585	138	120	.535	289	227
New York	153	137	.528	138	154	.473	291	291
Oakland ³	151	103	.594	147	118	.555	298	221
Seattle	39	22	.639	37	24	.607	76	46
Texas ⁴	119	68	.636	125	64	.661	244	132
Toronto	45	26	.634	34	35	.493	79	61
Totals	1533	1142	.573	1385	1308	.514	2918	2450

Totals 5215 Games*
 *Tie Games: O's played 9 ties, (including one in '82 and 8 others between '55 and '64) were Baltimore curfew related; those curfews are no longer in effect.
 Ties vs. Chicago-4, Kansas City A's-2, Milwaukee-1, New York-1, Oakland-1.
 (1) - includes Sea. '69 (2) - includes Wash. '54-'60 (3) - includes Phi. '54 and K.C. '55-'67
 (4) - includes Wash. '61-'71.

**ORIOLES WON-LOST RECORDS
IN DIFFERENT BALLPARKS**

CALIFORNIA	Wrigley Field (6-4, '61), Dodger Stadium (15-20, '62 thru '85, not including 2-0 in '66 WS), Anaheim Stadium (75-66, '66 thru '87 not including 2-1 in '79 ALCS)
CHICAGO	Comiskey Park (121-134, '54 thru '87, not including 2-0 in '82 ALCS), Milwaukee County Stadium (2-0, 5/28/68 & 9/1/69)
KANSAS CITY	Municipal Stadium vs. both A's and Royals (91-62, '54 thru '69 thru '72), vs. Royals only (17-7, '69 thru '72), Royals Stadium (37-48, '73-'87).
MILWAUKEE	County Stadium (72-55, '70-'87, not including 2-0 vs. Chi. Mil. on 5/28/69 & 9/1/69).
MINNESOTA	Metropolitan Stadium (77-68, '61 thru '81, not including 3-0 in '69 & '70 ALCS), H.H.H. Metrodome (17-19, '82-'87).
NEW YORK	Yankee Stadium (129-145, '54 thru '73 and '76-'87), New Yankee Stadium (38-45, '76-'87), Shea Stadium (9-9, '74-'75, not including 0-3 in '69 WS vs. Mets).
OAKLAND	Oakland Coliseum (71-64, '68 thru '87, not including 3-3 in '71, '73, '74 ALCS).
PHILADELPHIA	Connie Mack Stadium (2-9, '54).
SEATTLE	Sicks' Stadium (5-1, '69), Kingdome (37-24, '77 thru '87).
TEXAS	Arlington Stadium (60-31, '72 thru '87).
WASHINGTON	R.F.K. Stadium (65-33, '62 thru '71), Griffith Stadium vs. both D.C. franchises (51-34, '51 thru '61).

**ORIOLES WON-LOST RECORDS
vs. MULTI-CITY FRANCHISES**

CALIFORNIA	Los Angeles (49-41, '61 thru '65), Anaheim (152-114, '66 thru '87, not including 3-1 in '79 ALCS).
MILWAUKEE	Seattle (9-3, '69), Brewers (153-98, '70 thru '87).
MINNESOTA	Washington (Griffith) Senators (89-65, '54 thru '60), Twins (200-162, '61 thru '87, not including 6-0 in '69 & '70 ALCS).
OAKLAND	Philadelphia A's (10-12, '54), K.C. A's (151-104, '55-'67), Oakland A's (137-95, '68 thru '87, not including 6-6 in '71, '73, '74 ALCS).
TEXAS	Washington (Expansion) Senators (135-61, '61 thru '71), Rangers (109-71, '72 thru '87).

Note: O's were 224-126 combined vs. the two Washington franchises.

BIRDS' BIGGEST DEAL

In November-December 1954 the Orioles and Yankees engineered a 17 player deal, one of the biggest in baseball history. General Manager Paul Richards sent the following players to New York: pitchers Mike Blyskal, Don Larsen and Bob Turley; catcher Darrell Johnson, first baseman Dick Kryhoski, shortstop Billy Hunter, and outfielders Ted del Guercio and Jim Fridley. . . . The Birds in turn acquired the contracts of: pitchers Harry Byrd, Jim McDonald and Bill Miller, catchers Hal Smith and Gus Triandos; second baseman Don Leppert, third baseman Kal Segrist, shortstop Willie Miranda and outfielder Gene Woodling.

1987 FINAL MAJOR LEAGUE STANDINGS

A.L. EAST	WON	LOST	PCT.	GB	A.L. WEST	WON	LOST	PCT.	GB
Detroit	98	64	.605	—	Minnesota	85	77	.525	—
Toronto	96	66	.593	2	Kansas City	83	79	.512	2
Milwaukee	91	71	.562	7	Oakland	81	81	.500	4
New York	89	73	.549	9	Seattle	78	84	.481	7
Boston	78	84	.481	20	Chicago	77	85	.475	8
BALTIMORE	67	95	.414	31	California	75	87	.463	10
Cleveland	61	101	.377	37	Texas	75	87	.463	10

N.L. EAST	WON	LOST	PCT.	GB	N.L. WEST	WON	LOST	PCT.	GB
St. Louis	95	67	.586	—	San Francisco	90	72	.556	—
New York	92	70	.568	3	Cincinnati	84	78	.519	6
Montreal	91	71	.562	4	Houston	76	86	.469	14
Philadelphia	80	82	.494	15	Los Angeles	73	89	.451	17
Pittsburgh	80	82	.494	15	Atlanta	69	92	.429	20½
Chicago	76	85	.472	18½	San Diego	65	97	.401	25

**WON-LOST RECORDS vs. EACH OPPONENT, 1987
ORIOLES VS. A.L. WEST**

	HOME			AWAY			TOTAL		
	W-L	W-L	W-L	W-L	W-L	W-L	W-L	W-L	
California	4-2	5-1	9-3	Boston	1-6	0-6	1-12		
Chicago	2-4	6-0	8-4	Cleveland	3-4	4-2	7-6		
Kansas City	4-2	5-1	9-3	Detroit	1-5	3-4	4-9		
Minnesota	3-3	2-4	5-7	Milwaukee	2-5	0-6	2-11		
Oakland	3-3	4-2	7-5	New York	2-4	1-6	3-10		
Seattle	1-5	3-3	4-8	Toronto	1-6	0-6	1-12		
Texas	4-2	3-3	7-5	vs. East	10-30	8-30	18-60		
vs. West	21-21	28-14	49-35	Grand Totals	31-51	36-44	67-95		

ORIOLES STANDINGS, 1954-1986

YR.	W	L	PCT	G.B.	STD.	MANAGER
1987	67	95	.414	31	6th	Ripken
1986	73	89	.451	22½	7th	Weaver
1985	83	78	.516	16	4th	{ Altobelli ³ Ripken Weaver
1984	85	77	.525	19	5th	Altobelli
1983	98	64	.605	(6)	1st	Altobelli
1982	94	68	.580	1	2nd	Weaver
1981	59	46	.562	1	2nd*	Weaver
1980	100	62	.617	3	2nd	Weaver
1979	102	57	.642	(8)	1st	Weaver
1978	90	71	.559	9	4th	Weaver
1977	97	64	.602	2½	2-T	Weaver
1976	88	74	.543	10½	2nd	Weaver
1975	90	69	.566	4½	2nd	Weaver
1974	91	71	.562	(2)	1st	Weaver
1973	97	65	.599	(8)	1st	Weaver
1972	80	74	.519	5	3rd	Weaver
1971	101	57	.639	(12)	1st	Weaver
1970	108	54	.667	(15)	1st	Weaver
1969	109	53	.673	(19)	1st	Weaver
1968	91	71	.562	12	2nd	{ Weaver ² Bauer
1967	76	85	.472	15½	6-T	Bauer
1966	97	63	.606	(9)	1st	Bauer
1965	94	68	.580	8	3rd	Bauer
1964	97	65	.599	2	3rd	Bauer
1963	86	76	.531	18½	4th	Hitchcock
1962	77	85	.475	19	7th	Hitchcock
1961	95	67	.586	14	3rd	{ Harris ¹ Richards
1960	89	65	.578	8	2nd	Richards
1959	74	80	.481	20	6th	Richards
1958	74	79	.484	17½	6th	Richards
1957	76	76	.500	21	5th	Richards
1956	69	85	.448	28	6th	Richards
1955	57	97	.370	39	7th	Richards
1954	54	100	.351	57	7th	Dykes
Totals	2918	2450	.544			

*1st Half: 31-23, .574, 2 G.B., 2nd. 2nd Half: 28-23, .549, 2 G.B., 4th.
 (3) Altobelli relieved after game of June 12 (29-26); Ripken managed June 13 (1-0); Weaver took over June 14 (53-52).
 (2) Weaver replaced Bauer on July 11, 1968. (1) Harris replaced Richards on Sep. 1, 1961.

RECORDS

ORIOLES DAY-BY-DAY RECORD - 1987

Game No.	Opp.	Score	Bal.-Opp.	W/L	Pitchers of Record	Opponent	Date	Team	Score	Bal.-Opp.	W/L	Pitchers of Record	Opponent	Date	Team	Score	Bal.-Opp.	W/L	Pitchers of Record	Opponent	Date	Team	Score	Bal.-Opp.	W/L	Pitchers of Record	Opponent	Att. Daily	Att. Cumul.				
1	TEX	2-1	W	AASE-r (1-0)	Hartler (0-1)		4/6	1-0	1T	51	644	1	5164	85	MIN	1-3	L	Bell (6-7)	STRAKER-s (5-5)	7/9	33-52	6	19½	22,668	41	956,662							
2	TEX	4-6	L	Williamson-r (0-1)	MORHOCIC-r (1-0)		4/6	1-1	4	13,768	2	6,810	86	MIN	13-12	W	WILLIAMSON-r (3-6)	Frazier-r (4-5)	7/10	34-52	6	19½	28,057	42	964,719								
3	TEX	8-6	W	DIXON-s (1-0)	Mason-s (0-1)		4/9	2-1	2T	16,504	3	8,910	87	MIN	1-2	L	Griffin-c (1-3)	VIOLA-c (8-6)	7/11	34-53	6	19½	25,890	43	1,010,409								
4	Cle	12-11	(10) W	WILLIAMSON-r (1-1)	Camacho-r (0-1)		4/10	3-1	2	16,540	1	6,810	88	MIN	5-0	W	SCHMIDT-c (9-2)	J.Niekro-s (5-6)	7/12	35-53	6	19½	27,486	44	1,037,895								
5	Cle	7-3	W	SCHMIDT-r (1-0)	Candotti-s (0-2)		4/11	4-1	2	16,116	2	8,910	89	K.C.	5-4	W	BODDICKER-s (7-4)	Leibrand-c (8-8)	7/16	36-53	6	19½	39,036	44	1,105,715								
6	Cle	7-1	W	BELL-s (1-0)	Schrom-s (0-1)		4/11	4-1	2	16,116	2	8,910	90	K.C.	3-1	W	BELL-s (8-7)	Gulicz-s (7-9)	7/17	37-53	6	19½	38,059	45	1,143,774								
7	MIL	3-6	L	McGregor-s (0-1)	BOSIO-r (2-0)		4/12	5-2	2	13,446	4	9,360	91	K.C.	5-1	W	FLANAGAN-s (1-5)	Jackson-s (4-11)	7/18	38-53	6	19½	38,944	46	1,182,774								
8	MIL	4-7	L	Dixon-s (1-1)	CIARDI-s (1-0)		4/12	5-1	2	15,257	3	10,440	92	K.C.	5-1	W	SCHMIDT-s (10-2)	Blacks (4-5)	7/19	39-53	6	19½	39,854	47	1,220,773								
9	MIL	0-7	L	Flanagan-s (0-1)	NIEVES-c (2-0)		4/13	5-2	2	13,446	4	9,360	93	Chi	4-1 (5)	W	GRIFFIN-s (2-3)	Allen-s (0-4)	7/20	40-53	6	17½	17,364	48	1,238,137								
10	CLE	4-1	W	BODDICKER-s (1-0)	Candotti-s (0-3)		4/17	6-4	3T	4	15,213	7	13,818	94	Chi	11-6	W	WILLIAMSON-r (10-5)	Long-r (5-5)	7/21	41-53	6	16½	12,789	49	1,250,926							
11	CLE	16-3	W	BELL-s (2-0)	Schrom-s (0-2)		4/18	7-4	3	4	20,388	8	19,012	95	Chi	11-6	W	HABYAN-r (2-3)	DeLeon-s (5-9)	7/22	42-53	6	15½	12,780	50	1,263,706							
12	CLE	0-3	L	McGregor-s (0-2)	SWINDELL-c (1-2)		4/19	7-5	—	—	—	—	—	96	K.C.	2-1	W	BELL-c (8-7)	D.Jackson-c (4-12)	7/23	43-53	6	15	34,535	45	1,072,430							
13	CLE	7-8	L	Williamson-r (1-2)	CARLTON-r (1-1)		4/19	7-6	4	5½	21,504	9	17,110	97	K.C.	3-1	W	NIEDENFUER-r (2-2)	Farr-r (3-3)	7/24	44-53	6	14	41,687	46	1,114,117							
14	Tex	4-6	L	Flanagan-c (0-2)	HOUGH-c (1-1)		4/21	7-7	3T	6	16,258	4	11,010	98	K.C.	4-3	W	WILLIAMSON-r (5-6)	Saberhagen-c (15-5)	7/25	45-53	6	13	36,472	47	1,150,589							
15	Tex	3-2 (10)	W	SCHMIDT-r (2-0)	LOYNDR-r (1-0)		4/22	8-7	3T	5½	17,366	5	13,818	99	K.C.	0-4	L	DIXON-s (3-8)	LEIBRANDT-c (10-8)	7/26	45-54	6	14	28,478	48	1,179,067							
16	Tex	4-9	L	Bell-s (2-1)	Williams-r (0-1)		4/23	8-8	5	6	17,553	6	19,012	100	Cle	7-4 (10)	L	Niedentuer-r (2-3)	STEWART-r (3-1)	7/29	46-55	6	15	8,963	52	1,284,214							
17	MI	4-6	L	McGregor-s (0-3)	HIGUERA-c (4-0)		4/24	8-9	5	7	23,400	7	17,110	101	Cle	7-4 (10)	L	BELL-c (9-7)	STEWART-r (4-1)	7/30	46-56	6	16	7,865	53	1,292,079							
18	MI	2-8	L	Dixon-s (1-2)	WEGMAN-s (2-0)		4/25	8-10	5	8	26,366	8	22,210	102	Cle	4-6 (10)	L	Williamson-r (5-7)	Hough-s (11-7)	7/31	47-56	6	16	28,228	54	1,320,442							
19	MI	3-5	L	Flanagan-c (0-3)	BIRKBECK-s (1-0)		4/26	8-11	5	9	38,514	9	26,010	103	Tex	8-4	W	HABYAN-r (3-3)	Klug-s (1-3)	8/1	48-56	6	15	36,748	55	1,357,190							
20	K.C.	3-0	W	BODDICKER-c (2-0)	D.Jackson-s (0-4)		4/28	9-11	4	8½	24,804	10	26,010	104	Tex	7-1	W	DIXON-s (4-8)	B.Witt-s (5-5)	8/2	48-57	6	16	15,587	56	1,372,787							
21	K.C.	4-5	L	Schmidt-r (1-1)	Q.BERRY-r (1-0)		4/29	9-12	4T	9½	21,893	11	29,710	105	Tex	2-5	L	Boddickers (7-5)	KNUDSON-r (2-2)	8/4	48-58	6	15½	19,296	57	1,392,083							
22	CHI	1-5	L	McGregor-s (0-4)	BANNISTER-c (2-1)		5/1	9-13	5T	10	21,299	10	19,012	106	MI	8-9 (12)	L	Williamson-r (5-8)	HIGUERA-c (11-6)	8/5	48-59	6	16½	14,821	58	1,406,904							
23	CHI	3-7	L	Dixon-s (2-1)	DeLEON-s (3-2)		5/2	9-14	6T	11	29,032	11	28,310	107	MI	1-5	L	Bell-s (9-8)	ALDRICH-r (1-1)	8/6	48-60	6	16½	23,653	59	1,431,257							
24	CHI	3-4	L	Boddickers (2-1)	THIGPEN-r (1-1)		5/3	9-15	5T	11	36,605	12	34,710	108	MI	8-11	L	Griffin-r (2-4)	KNUDSON-r (2-2)	8/7	49-60	6	15½	33,657	49	1,212,724							
25	Min	5-4	W	BELL-s (3-1)	Smitson-s (3-2)		5/5	10-15	5	10	8,991	12	29,710	109	TEX	9-2	W	DIXON-s (5-8)	Klug-s (1-7)	8/8	49-61	6	16½	34,883	50	1,247,607							
26	Min	6-0	W	McGREGOR-c (1-4)	BYEVENS-s (2-2)		5/6	11-15	5	9	10,840	13	33,010	110	TEX	5-11	L	Boddickers (7-6)	HIGUERA-c (11-6)	8/9	49-62	6	15½	25,525	51	1,270,132							
27	Min	2-5	L	Flanagan-s (0-5)	VIOLA-s (2-4)		5/7	11-16	5	9½	14,198	14	33,010	111	TEX	5-4	W	HABYAN-r (4-3)	Hough-s (11-8)	8/9	50-61	6	16½	25,525	51	1,270,132							
28	Chi	7-6	W	DIXON-r (2-2)	Searge-r (0-1)		5/8	12-16	5	8½	16,767	15	33,010	112	CLE	4-3	W	WILLIAMSON-r (6-8)	Gordon-r (0-1)	8/10	51-61	6	15	21,567	52	1,291,689							
29	Chi	15-6	W	SCHMIDT-r (3-1)	McKeon-r (0-1)		5/9	11-15	5	9	10,840	13	33,010	113	CLE	3-1	W	NIEDENFUER-r (2-2)	Farr-r (3-3)	8/11	51-62	6	16	23,517	53	1,315,206							
30	Chi	6-4	W	BELL-s (4-1)	Dotson-s (1-2)		5/10	13-16	4T	6½	13,566	16	36,710	114	CLE	6-8	L	Schmidt-s (10-3)	Saberhagen-c (15-5)	8/12	51-63	6	17	19,586	54	1,334,772							
31	MIN	4-10	L	McGregor-s (1-5)	BLYEVEN-c (3-2)		5/11	14-17	4T	7	25,353	13	29,010	115	MI	5-4	W	BODDICKER-s (8-6)	Bosio-s (7-5)	8/13	52-63	6	16	24,910	55	1,359,682							
32	MIN	10-7	W	DIXON-r (3-2)	Reardon-r (1-3)		5/12	15-17	4T	6	14,279	14	34,710	116	MI	2-6	L	Bell-s (10-4)	GRIM-r (5-5)	8/15	53-65	6	17	25,950	58	1,430,636							
33	K.C.	7-8 (12)	L	Williamson-r (1-3)	FARR-r (1-1)		5/13	15-18	4T	6	18,457	15	32,210	117	MI	4-1	W	DIXON-s (6-5)	McCaskle-s (3-5)	8/18	54-65	6	17	25,360	60	1,456,617							
34	K.C.	4-3	W	SCHMIDT-r (4-1)	Saberhagen-s (6-1)		5/14	16-18	4	6	17,911	16	34,710	118	MI	2-1	W	BODDICKER-s (9-6)	Sutton-s (8-10)	8/19	55-65	6	17	25,824	61	1,482,441							
35	Cal	6-7 (10)	L	O'Connor-r (0-1)	MOORE-r (2-1)		5/15	16-19	4	7	34,755	18	40,410	119	Cal	4-1	W	WILLIAMSON-r (7-8)	Buice-r (5-5)	8/20	56-66	6	16	10,145	63	1,519,590							
36	Cal	4-2	W	McGREGOR-s (2-5)	Wet-s (5-3)		5/16	17-19	4	6	35,463	19	40,410	120	Cal	2-1	W	BODDICKER-s (9-6)	LANGSTON-s (14-10)	8/21	56-67	6	17	12,270	64	1,531,860							
37	Cal	3-2	W	SCHMIDT-r (5-1)	Buice-r (1-2)		5/17	18-19	4	6	43,207	20	46,010	121	Cal	4-2 (12)	W	WILLIAMSON-r (7-8)	Powell-s (3-1)	8/22	57-67	6	17	13,610	65	1,545,470							
38	Sea	6-0	W	BODDICKER-c (3-1)	Langston-s (4-4)		5/18	19-19	4	6	17,164	21	50,010	122	Sea	2-3	L	Flanagan-s (2-6)	MOORE-c (6-15)	8/24	57-68	6	17	25,365	66	1,570,805							
39	Sea	15-4	W	BALLARD-s (1-0)	Trujillo-s (2-3)		5/19	20-19	4	5	9,129	22	51,610	123	Sea	6-14	L	Schmidt-s (10-5)	YOUNG-s (11-6)	8/25	57-69	6	18	23,517	67	1,583,015							
40	Sea	2-6	L	Dixon-r (3-3)	MORGAN-c (4-4)		5/20	20-20	4	5	9,129	23	51,610	124	Sea	6-5	W	DIXON-r (7-8)	CADARET-r (9-7)	8/26	57-70	6	18	25,291	68	1,608,245							
41	Oak	10-6	W	SCHMIDT-r (6-1)	Haas-s (1-1)		5/22	21-20	4	5	15,137	24	53,1																				

ORIOLES 1987 FIELDING

	PCT.	G	PO	A	E	TC	DP
1st Base							
Murray	.993	156	1371	145	10	1526	146
Knight	.984	6	59	2	1	62	7
Sheets	.941	3	14	2	1	17	1
Totals	.993	—	1444	149	12	1605	154
2nd Base							
Washington	1.000	3	3	2	0	5	0
Gonzales	1.000	6	0	4	0	4	1
B. Ripken	.990	58	133	162	3	298	53
Wiggins	.983	33	78	98	3	179	21
Burleson	.977	55	112	145	6	263	39
Stanicek	.975	19	36	42	2	15	80
Gutierrez	—	—	—	—	—	—	—
Totals	.983	—	362	453	14	829	129
3rd Base							
Washington	1.000	20	15	40	0	55	3
Gonzales	.963	29	18	34	2	54	2
Knight	.956	130	110	282	18	410	28
Rayford	.800	1	2	2	1	5	1
Stanicek	.714	2	1	4	2	7	0
Gutierrez	—	—	—	—	—	—	—
Totals	.957	—	146	362	23	531	34
Shortstop							
Gonzales	1.000	1	4	5	0	9	2
C. Ripken	.973	162	240	480	20	740	103
Washington	—	1	—	—	—	—	—
Totals	.973	—	244	485	20	749	105
Outfield							
Hart	1.000	32	74	0	0	74	0
Dwyer	1.000	30	57	1	0	58	0
Simmons	1.000	13	24	2	4	26	1
Shelby	1.000	19	25	0	0	25	0
Washington	1.000	2	1	0	0	1	0
Lynn	.991	101	229	2	2	233	1
Sheets	.975	124	229	5	6	240	2
Young	.975	60	117	0	3	120	0
Gerhart	.973	91	174	3	5	182	0
Lacy	.973	80	135	11	4	150	2
Wiggins	.889	5	8	0	1	9	0
Totals	.981	—	1073	24	21	1118	6
Catcher							
Nichols	1.000	13	39	3	0	42	1
Kennedy	.993	142	750	58	6	814	11
Rayford	.980	17	92	8	2	102	3
Van Gorder	.978	12	44	1	1	46	0
Totals	.991	—	925	70	9	1004	15
Pitcher							
Habyan	1.000	27	15	17	0	32	2
Bell	1.000	33	8	16	0	24	2
Arnold	1.000	27	5	17	0	22	2
Ballard	1.000	14	5	10	0	15	1
Corbett	1.000	11	2	5	0	7	2
Kinnunen	1.000	18	0	2	0	2	0
Mesa	1.000	6	1	1	0	2	0
DeLeon	1.000	11	2	0	0	2	0
Aase	1.000	7	0	1	0	1	0
Boddicker	.970	33	18	46	2	66	5
McGregor	.970	26	7	25	1	33	1
Dixon	.960	34	17	7	1	25	1
Schmidt	.952	35	6	14	1	21	2
Williamson	.949	61	20	17	2	39	1
Flanagan	.947	16	5	13	1	19	1
Niedenfuor	.889	45	5	3	1	9	1
Griffin	.875	23	6	8	2	16	0
O'Connor	.833	29	3	2	1	6	1
Totals	.965	—	125	204	12	341	22
Club Totals	.982	162	4319	1747	111	6177	174

*Led Majors

1987 CLUB STATISTICS

	WON	LOST	PCT.		WON	LOST	PCT.
Home Games	31	51	.378	Starters	42	72	.368
Away Games	36	44	.450	Relievers	25	25	.500
vs. Eastern Division	18	60	.231	Longest Streaks	11	10	
vs. Western Division	49	35	.583				
Day Games	18	23	.439	BALTO			
Night Games	49	72	.405	Errors	111	116	
Shutouts-Individual	5	6	.455	Double Plays	174	172	
Shutouts-Team	6	9	.400	Complete Games	17	32	
One-Run Games	25	21	.543	Stolen Bases	69	145	
Two-Run Games	8	13	.381	Caught Stealing	45	57	
Extra Innings	5	8	.385	Doubles	219	291	
vs. Righthanders	45	56	.446	Triples	20	44	
vs. Lefthanders	22	39	.361	Homers-Home	110	125	
Doubleheaders	0	3	.000	Homers-Road	101	101	
Split	1			Homers-Total	211	226	
				Left on Base	1104	1079	

ORIOLES 1987 BATTING

BATTER	AVG	G	AB	R	H	2B	3B	HR	RBI	GW	SH	SF	BB	IB	SO	CS	SB	CS	DP	SLG	OBP
Burleson	.209	62	206	26	43	14	1	2	14	0	6	0	3	17	0	30	0	2	7	316	279
Dwyer	.274	92	241	54	66	7	1	15	33	4	1	1	37	4	57	4	1	4	498	371	
Gerhart	.243	92	264	41	69	10	2	14	34	1	6	2	1	17	0	53	9	2	7	440	286
Gonzales	.267	37	60	14	16	2	1	1	7	1	2	0	0	3	0	11	1	0	2	383	302
Gutierrez	.000	3	1	0	0	0	0	0	0	0	0	0	0	0	0	0	0	0	0	000	000
Hart	.158	34	76	7	12	2	0	4	12	1	2	1	0	6	0	19	1	4	1	342	217
Kennedy	.250	143	512	51	128	13	1	18	62	7	1	0	1	35	6	112	1	0	13	385	299
Knight	.256	150	563	46	144	24	0	14	65	7	0	1	6	39	3	90	0	0	16	373	310
Lacy	.244	87	258	35	63	13	3	7	28	3	2	1	0	32	0	49	3	2	5	399	326
Lynn	.253	111	396	49	100	24	0	23	60	5	0	2	1	39	6	72	3	7	8	487	320
Murray	.277	160	618	89	171	28	3	30	91	8	0	3	0	73	6	80	1	2	15	477	352
Nichols	.381	13	21	4	8	1	0	0	3	0	0	0	1	0	4	0	0	0	0	429	409
Rayford	.220	20	50	5	11	0	0	2	3	0	0	0	0	2	0	0	0	0	2	340	250
B. Ripken	.308	58	234	27	72	9	0	2	20	0	1	1	0	21	0	23	4	1	3	372	363
C. Ripken	.252	162	624	97	157	28	2	27	98	8	0	11	1	81	0	77	3	5	19	436	333
Sheets	.316	135	469	74	148	23	0	31	94	10	0	5	3	31	1	67	1	1	16	563	358
Shelby	.188	21	32	4	6	0	0	1	3	0	1	0	0	1	0	13	0	1	0	281	212
Simmons	.265	16	49	3	13	1	1	1	4	1	0	2	0	3	0	8	0	1	3	388	296
Stanicek	.274	30	113	9	31	3	0	0	9	1	1	0	2	8	1	19	8	1	2	301	333
Van Gorder	.238	12	21	4	5	0	0	1	1	0	0	0	0	3	0	6	0	0	1	381	333
Washington	.203	26	79	7	16	3	1	1	6	1	1	0	0	1	0	15	0	1	2	304	213
Wiggins	.232	85	306	37	71	4	2	1	15	2	6	1	1	28	0	34	20	7	6	268	298
Young	.240	110	363	46	87	10	1	16	39	4	0	1	2	46	2	91	10	7	7	405	328
Totals	.258	162	5576	729	1437	219	20	211	701	64	31	32	22	524	29	939	69	45	139	418	322
Opponents	.277	162	5623	880	1555	291	44	226	830	91	41	39	27	547	50	870	145	57	136	465	341
DH	.235	162	630	76	148	14	1	17	60	6	7	2	6	7	3	123	14	10	17	341	235
PH	.314	76	86	0	27	3	0	5	23	5	2	1	0	14	4	24	0	0	2	524	406
Murray L	.280	397	61	111	18	2	19	57	4	0	2	0	51	4	47	—	—	—	11	479	360
Murray R	.271	221	28	60	10	1	11	34	4	0	1	0	22	2	33	—	—	—	4	475	336
Shelby L	.200	15	3	0	0	0	0	0	0	0	0	0	0	0	6	—	—	—	0	200	200
Shelby R	.176	17	1	6	0	0	0	1	3	0	1	0	0	1	7	—	—	—	0	353	222
Simmons L	.273	22	1	6	0	0	1	1	0	0	0	0	2	0	6	—	—	—	0	409	333
Simmons R	.259	27	2	7	1	1	0	3	1	0	2	0	1	0	6	—	—	—	3	370	267
Stanicek L	.266	64	6	17	1	0	0	7	1	0	0	2	6	0	1						

ORIOLES 1987 SEASON SUMMARY

6th place in AL Eastern Division—31 games behind first-place Detroit
Home: 31-51 **Road:** 36-44 **Vs. East:** 18-60 **Vs. West:** 49-35

REVIEW OF THE ORIOLES '87 SEASON

While the Orioles' 49-35 (.583) record vs. the A.L. West was the 3rd best in the league, their 18-60 (.231) mark vs. the Eastern clubs set a new low as the worst record ever against one division in the entire 19-year history of divisional play (AL only). As a result, the Orioles finished with the 3rd worst record (67-95) in the club's 34-year history behind their only other 90+ loss seasons: '54 and '55, the club's first 2 years in Baltimore.

They were 11-54 (.169) against the 5 teams ahead of them in the standings, including 4-28 (.125) on the road. The O's won only one series against an AL East team all year, that coming at Cleveland Apr. 10-12, and went their final 23 series vs. the East without winning one set.

Orioles bats exploded for a major league record 58 home runs in the month of May, leading the O's to a 26-20 record (3rd, 4 GB) on May 28. Then came another record-setting month for the Birds, only this one wasn't pretty. From May 29 to July 5, the Orioles went 5-30 including 5-23 in June, the worst month in club history. Along the way they fell into 6th place on June 10 and stayed there for the remainder of the season.

An 11-game win streak, their longest since '78, brought the O's to 45-53 and 1/2 game from 5th place Boston on July 26, but the rest of the way Baltimore was able to win back-to-back games only 6 times (2 straight wins 4 times and 3 straight once) while going 22-42 (.333). At one point they lost 17 of 18, Sep. 7-26. The Orioles were eliminated on Sep. 11, their earliest elimination in 31 years.

ARTIFICIAL TURF: The Orioles were 10-14 (.417) in the AL ballparks with artificial turf (Kansas City 5-1; Minnesota 2-4; Seattle 3-3) and Toronto 0-6) giving them a 159-154 (.510) lifetime record on the carpet. The O's are 152-150 (.503) in the AL stadiums (Chicago 27-24, from '68 thru '75; Kansas City, 37-48; Minnesota, 17-19; Seattle, 37-24; Toronto, 34-35 and 7-4 in 4 World Series ('70, Cincinnati, 2-0; '71 Pittsburgh, 0-3; '79 Pittsburgh, 2-1; '83 Philadelphia, 3-0).

BATTING: The Orioles batted only .228 (479-109) the final 15 games of the year, lowering their overall mark to .258, matching their '86 mark. They were tied with Chicago for 12th in the league, ahead of only California at .252. . . . O's were 3rd in the majors in home runs (211), but were in the bottom 2 in the AL in runs (13th-729); doubles (14th-219); triples (13th-20) and stolen bases (14th-69) and in the bottom 5 in hits (10th-1437) and total bases (10th-2329). . . . O's had only 3 players hit over .280 and that includes **Carl Nichols**, who batted only 20 times. . . . O's scored 3 runs or less 69 times (10-59), 2 runs or less 39 times (2-37) and 1 run or less 20 times (0-20). . . . Of the O's 729 runs, 333 (45.6%) were scored via the home run. . . . As late as Sep. 18, the O's had more homers than doubles (the last team to do it was the '63 Twins).

GAME TYING AND GO-AHEAD RBI: C. Ripken-40 . . . Murray-37 . . . Sheets-27 . . . Lynn-23 . . . Knight-19 . . . Kennedy-17 . . . Dwyer-13 . . . Gerhart-11 . . . Lacy-10 . . . Young-10 . . . B. Ripken-6 . . . Wiggins-6 . . . Washington-4 . . . Burlison-3 . . . Hart-3 . . . Gonzales-3 . . . Stanicek-3 . . . Rayford-1 . . . Simmons-1.

BATTING WITH MEN IN SCORING POSITION: Burlison, .195 (41-8) . . . Dwyer, .173 (53-9) . . . Gerhart, .224 (58-13) . . . Gonzales, .313 (16-5) . . . Gutierrez, .000 (1-0) . . . Hart, .176 (17-3) . . . Kennedy, .250 (124-31) . . . Knight, .276 (144-40) . . . Lacy, .279 (43-12) . . . Lynn, .238 (84-20) . . . Murray, .281 (135-38) . . . Nichols, .500 (4-2) . . . Rayford, .154 (13-2) . . . B. Ripken, .317 (41-13) . . . C. Ripken, .297 (148-44) . . . Shelby, .273 (11-3) . . . Sheets, .314 (102-32) . . . Simmons, .167 (12-2) . . . Stanicek, .438 (16-7) . . . Washington, .316 (19-5) . . . Van Gorder, .000 (7-0) . . . Wiggins, .213 (61-13) . . . Young, .147 (68-10).

BY-MONTH: **April:** 9-12 (4-6 at home); **May:** 17-11 (4-8 at home); **June:** 5-23, worst month in club history (4-12 at home); **July:** 16-10 (7-4 at home); **August:**

CLOSE GAMES/LATE INNING WINS: The Orioles were 25-21 (.543) in 1-run games, 5th best mark in the AL and their best record since '81 (21-7). . . . It was the 24th time in 34 Baltimore seasons that the O's have had a winning record in such games. . . . Their 25 1-run wins were 3rd most in the league behind Toronto (27) and Detroit (26). . . . The O's were 8-13 (.381) in 2-run games making them 33-34 in 1- and 2-run games combined. . . . The O's were 19-16 in games decided in a team's last at bat; 28-29 in games decided in the 7th inning or later. . . . Baltimore had 19 games decided in sudden death, winning 8 at home and losing 11 on the road. . . . The 8 "sudden death" wins are one more than they had in the '85 and '86 seasons combined. . . . O's had season-high 4 games decided in "sudden death" fashion with Minnesota and were 2-2.

DAY/NIGHT: O's were 18-23 in day games, ahead of only Cleveland (19-37) and Texas (12-21). . . . It was their first losing record under the sun since '81 (13-18). . . . The O's were 49-72 at night, the most losses in the majors and most in club history.

DAYS IN EACH POSITION: First (2); Second (6); Third (11); Fourth (28); Fifth (18); Sixth (117); Seventh (0).

DESIGNATED HITTERS: Orioles designated hitters finished 12th in the league with a .235 mark (630-148), 3rd lowest ever by the O's since the DH rule was instituted in '73. . . . Baltimore's DHs were 12th in hrs (17) and last in the league in rbi (60). . . . O's employed 14 different DHs. . . . **Jim Dwyer's** .295 (122-36) average was the 3rd best in the AL among DHs with at least 75 ABs. . . . Milwaukee's **Paul Molitor** had the top average (.350), followed by Cleveland's **Pat Tabler** (.306). . . . **Mike Young** (.224, 161-36) was the Orioles' busiest DH. . . . Other O's who had at least 20 ABs as a DH were: **Alan Wiggins** (.236, 157-37); **Ray Knight** (.220, 50-11); **Pete Stanicek** (.270, 37-10); **Fred Lynn** (.100, 30-3) and **Larry Sheets** (.364, 22-8).

DOUBLEHEADERS: The Orioles went 0-3-1 in doubleheaders, extending their winless streak to 12 straight twinbills without a sweep. . . . Baltimore's last doubleheader win came Sep. 24, '84 when they took 2 at home from the Yankees. . . . The O's have gone 0-7-5 in doubleheaders since then. . . . The 4 doubleheaders played in '87 are the 2nd fewest in club history. . . . Baltimore played only 3 in '86. . . . By comparison, the '55 O's played a club record 32 doubleheaders.

FIELDING: O's 111 errors tied Toronto as the 4th fewest in the majors and were 24 errors fewer than they made a year ago. That's a reduction of 18%. . . . It is also the fewest since '82. . . . O's were tied for 4th in the AL fielding after finishing 8th in '85 and 10th in '86. . . . O's turned 174 double plays, tied with Chicago for the most in the AL.

O's greatest improvement came at 3rd base where they lowered their errors from 40 in '86 to 23 in '87 (**Ray Knight-18**, **Rene Gonzales-2**, **Pete Stanicek-2** and **Floyd Rayford-1**). . . . O's have now used 30 3rd basemen since **Brooks** retired in '77.

Rookie **John Habyan** handled 32 chances without an error, only 4 other AL pitchers handled more chances without a flaw. . . . Orioles rookies **Habyan**, **Eric Bell** (24), **Tony Arnold** (22), **Jeff Ballard** (15) and **Jose Mesa** (2) combined to handle 95 chances without an error. . . . **Mike Boddicker** was tied for 2nd in the AL with Texas' **Charlie Hough** in assists (46) and 4th in total chances (66).

Terry Kennedy led AL catchers in games (142), starts (135), and assists (58). . . . Both his games and starts are Orioles records for a catcher. . . . His 4 passed balls were the 2nd fewest among qualifying catchers (min. 81 games) and his .993 (TC-814, E-6) fielding mark was 3rd best. Opponents were successful on 145 of 202 (.718) attempted stolen bases. . . . O's catchers threw out 39 of 180 (.217) runners.

Cal Ripken's 20 errors were 7 more than a year ago, but his .973 fielding pct. (TC-740, E-20) was the 2nd best of his 6-year career. He led all AL shortstops in assists (480) for the 4th time in the last 5 years. He was 2nd in total chances (740) and double plays (105) and was 6th in fielding. . . . On Sep. 14 at Tor., **Ron Washington** became the first Oriole to play shortstop other than **Ripken** since '82.

Eddie Murray led all AL first basemen in total chances (1526) and double plays (146) and was 2nd in starts (156) and assists (145). He finished 5th in fielding (.993, TC-1526, E-10) among qualifiers (108 games).

Bill Ripken had the best fielding pct. among AL 2nd basemen who appeared in at least 50 games (.990, TC-298, E-3). . . . He didn't commit an error in his first 25 games.

Lee Lacy racked up 11 assists in only 80 games in the outfield, an average of one assist every 7.2 games, the best ratio in the AL. His 11 assists were the most by an Oriole since '73 when **Paul Blair** had 14.

HOME AND AWAY: Baltimore's 31-51 (.378) home record was the worst in club history (previous worst was 30-47, .390, in '55) and worst in the majors. Their 51 home losses equalled the most in the AL in the last 10 years (Sea. in '83 and Cal. in '80 also lost 51). In the last 2 seasons combined, O's are 68-93 (.422) at home, where they had gone 617-404 (.604) in the previous 13 years. The Orioles' 36-44 (.450) road record was 10th in the league. It was the O's 3rd straight losing season on the road.

HOME RUNS: The Orioles became the only team in major league history to both hit and allow 200 home runs in a season. Their 211 home runs, 11th most in major league history, were 3rd in the majors behind Detroit (225) and Toronto (215). The Cubs (209) and Giants (205) were also over 200. Only one other time in major league history had there been a season when more than one team hit 200+ home runs and that was '85 when the O's and Tigers both did it. The O's were 3 shy of the club record of 214 set in '85 (that figure is the 5th highest in baseball history). Offensively, they broke 5 major league team home run records and tied another. They hit 58 home runs in May, most homers hit in one month in major league history. They also set records for most home runs in 11-12-13-14 consecutive games and tied the mark for most consecutive games with 2+ or more home runs (9). The O's had 9 players with 10+ homers for only the 2nd time in the club's history ('85 was the other) and two players (**Sheets, Murray**) with 30+ for only the 3rd time (**Powell** and **F. Robinson** in '66 and '69).

The Orioles allowed a major league record 226 homers, breaking the old mark of 224 by Kansas City in '64. The low point came on Sep. 14 at Toronto when the Blue Jays hit a major league record 10 home runs off O's pitching. Only 7 teams in major league history have allowed 200 or more hrs in a season—4 in the AL alone this year.

AT MEMORIAL STADIUM: There were a major league high 235 home runs hit at Baltimore in '87 (O's-110, OPP-125), 4th highest total in major league history behind: 248-Wrigley Field (L.A. Angels, '61); 239-Municipal Stadium (K.C. Athletics, '64) and 236-Municipal Stadium (Cleveland Indians, '70). On May 28 vs. California, 2 Memorial Stadium home run records fell: most by both clubs (8) and most by Orioles (6). Over the last 3 years there have been 614 home runs hit at Memorial Stadium, more than any other park. Detroit is 2nd with 606.

GRAND SLAMS: For the first time since '80, the Orioles failed to at least tie for the major league lead in grand slams. Baltimore hit 2, both by **Fred Lynn**. Despite the shortage, the O's have belted 45 grand slams the last 7 years (starting '81) 11 more than any other major league club (California-34 and Boston-32 are next). O's pitchers, allowed a club-record 6 grand slams, including 3 to the Red Sox. **Eddie Murray** failed to hit a grand slam for the first season since '80, falling one shy of the AL record for most consecutive years with a slam-7, held by **Vern Stephens**, '44-'50.

INJURIES: Orioles players spent a total of 466 combined days during the season on the disabled list and that didn't include season-ending injuries to **Dave Schmidt**, **Ken Dixon** and **Billy Ripken** that occurred late in the season and didn't necessitate a move to the DL. The O's placed 13 players on the DL in '87 (including **Don Aase** twice), 25 in the last 2 seasons.

By position, the list claimed 7 pitchers (**Don Aase**, **Mike Flanagan**, **Jack O'Connor**, **Tippy Martinez**, **Tony Arnold**, **Doug Corbett** and **Scott McGregor**); 4 outfielders (**Lee Lacy**, **Fred Lynn**, **Mike Young** and **Ken Gerhart**) and one infielder (**Rex Hudler**).

Aase—Was on the DL for all but 22 days with sore right shoulder. He was active only from May 13 to May 27. **Dr. Lewis Yocum** performed arthroscopic surgery on July 30 to repair damaged and loose cartilage in the shoulder.

Arnold—A strained back kept him on the DL July 17-Sep. 5.

Corbett—Went on the DL with traumatic arthritis in left knee on Aug. 5 and announced his retirement upon his return on Aug. 19.

Flanagan—Faced only one batter at California on May 17 before leaving with pain in elbow. Missed from May 18 to July 17 with tendinitis in left elbow.

Gerhart—Suffered a hairline fracture of the right wrist when he was hit by a pitch from Cleveland's **Doug Jones** on Aug. 12. Was on the DL the rest of the season.

Hudler—Tore ligament in left thumb in exhibition game on March 14. Returned to action on May 28 with Rochester.

Lacy—Was on the DL, Apr. 18-May 8, with a strained right hamstring.

Lynn—Missed 43 games due to injury (sore right quadriceps muscle, back spasms, sore left shoulder), mostly in the 2nd half. Was DL'd from July 23 to Aug. 5 with quad injury.

T. Martinez—Was placed on the DL on March 30, while recovering from '86 shoulder surgery, and was subsequently released on June 4 without being activated.

McGregor—Was on the DL with a stiff left shoulder from Aug. 8 to Sep. 5. Appeared in only 3 games, all in relief, after his return.

O'Connor—Was disabled with tendinitis in left shoulder, June 13-July 28.

Young—Tore ligament in right thumb diving for line drive by **Don Mattingly** in exhibition game vs. Yankees on March 8 and went on DL March 23. After rehab assignment at Rochester, returned to the Orioles May 13.

Others who missed some work due to injuries: **Bill Ripken** tore a ligament in his right ankle fielding a ground ball at Toronto on Sep. 15 and was out for the remainder of the year; **Dave Schmidt** was bothered by a bone spur in his left elbow and didn't pitch after Aug. 22 (was operated on by **Dr. Frank Jobe** on Sep. 8); **Ken Dixon** made only 2 starts the last 6 weeks due to stiffness in right shoulder; and **Ray Knight** missed 4 games, Apr. 29-May 4, when he collided with K.C.'s **Buddy Biancalana** sliding into 2nd base and suffered a mild concussion and a badly bruised throat.

NO-HITTER/NEAR MISS: On Apr. 15, Milwaukee's **Juan Nieves** threw the first ever no-hitter against the Orioles in Baltimore, beating the O's 7-0. It was the 3rd pitched vs. the O's, first since June 1, '75 when **Nolan Ryan** did it. It was also the 5th no-hitter pitched in Baltimore, following 4 by the O's, the most recent by **Jim Palmer** on Aug. 13, '69. **Nieves** walked 5 and struck out 7. CF **Robin Yount** saved the no-hitter with a diving catch of a drive hit by **Eddie Murray** for the last out of the game. On May 5 at Minnesota, Baltimore's **Eric Bell** became the 9th Oriole to lose a no-hitter in the 9th inning when **Tom Nieto** singled with none out. Twins scored 4 runs that inning, but **Bell** eventually won game, 5-4, with **Ken Dixon** getting the save.

PINCH-HITTING: Orioles pinch-hitters were 2nd in the AL with a .314 (86-27) average, highest in club history (the previous best was .286 in '62). The 86 ABs were the fewest in Oriole history. O's PH'ers had batted 605 times combined the 3 previous years. O's hit 5 pinch homers, all coming at home including 2 9th inning "sudden death" game-winners: **Jim Dwyer** off Oakland's **Dennis Eckersley** on Sep. 6 and **Fred Lynn** off California's **Chuck Finley** on Aug. 28.

Dwyer led the O's with 2 pinch homers, the 8th and 9th of his career tying him for 2nd among active major leaguers with SF's **Candy Maldonado** and Detroit's **John Grubb** behind Atlanta's **Graig Nettles** (11). **Dwyer** took over the Orioles all-time career record with his 8th on June 14 off Toronto's **Tom Henke**. He was the O's busiest pinch-hitter for the 3rd straight year (.292, 24-7, HR-2, RBI-7, BB-5) and was tied for 5th in the AL with 7 pinch rbi. He finished the season with 82 career pinch hits, 3rd among active players. **Dwyer** has 43 as an Oriole, trailing only **Terry Crowley** (79) on the O's all-time list. **Lee Lacy** (.333, 12-4) now has 65 career pinch-hits, 7th among actives.

PITCHING: The Orioles (5.01) and Indians (5.28) became only the 45th and 46th teams in major league history to post an era of over 5.00. Only one other team has done it in the last 31 years, the '62 Mets. Prior to '87, the O's had posted a combined 3.46 era (IP-46,876, ER-18,020) in the first 33 years of the franchise ('54-'86). The O's had posted a team era of 3.39 from '54 thru '83, but over the last 3 years their era has been 4.56 IP-4,303.2, ER-2182). O's era reached a high of 5.18 on July 10 after 86 games. In 88 games before the all-star break, Baltimore's era was 5.08 (IP-787.2, ER-445) while in the final 74 games it was 4.91 (IP-652, ER-356).

(Cont. on page 50.)

In addition to allowing a major league record 226 home runs, the Birds' staff also set O's club records for: most hits (1,555 bettering old mark of 1,480 in '85), most runs (880, old mark 764 in '85), highest opponents batting average (.277, old mark .270 in '85); and tied club marks for: fewest complete games (17, tying '86); and fewest shutouts (6, tying 4 other years).

Orioles starters pitched the fewest innings in the AL (912, averaging only 5.2 innings per start (42-70, ERA-5.26, IP-912, ER-533) . . . As a result, the bullpen was the busiest in the league with 527.2 innings (25-25, ERA-4.60, IP-527.2, ER-270) . . . O's starters failed to complete 3 innings 35 times and failed to finish 5 innings 41 times . . . Relievers earned 30 saves (out of 63 opportunities) . . . Ten different pitchers owned at least one save . . . The bullpen blew 24 leads, 18 in the 7th inning or later . . . The O's lost 10 games in which they were leading in the 7th or later . . . The O's used 18 different pitchers (most since '67), 11 starters and 15 different relievers.

ROOKIES: O's rookie pitchers started 63 games this year (**Bell-29, Habyan-13, Ballard-14, Williamson-2, Mesa-5**), 18 more than any other major league club (Cubs-45) . . . The O's were 22-41 in those games. O's rookie starters were a combined 15-32, (5.99 IP-333.2, ER-222). Overall, O's rookies were 27-40 with 3 saves and a 5.22 era (IP-560.1, ER-325). The 26 wins by rookies led the majors (Pitt. was 2nd with 25) . . . Offensively, O's rookies batted .275 (712-196), 17 points above the team average.

ROSTER/LINEUPS: Of the 41 players employed by the Orioles (18 pitchers, 23 position players), 23 also played at Rochester. Only 8 players were with the club all year (**C. Ripken, Murray, Knight, Kennedy, Sheets, Dwyer, Bell, Boddicker**) . . . Baltimore made 68 roster moves, 58 before Sep. 1 . . . O's used 108 different lineups.

STREAKS: The season contained 2 of the longest streaks in club history . . . From July 12-26, the O's won 11 straight, 5th longest streak in club history and longest since '78 when the O's won 13 straight . . . But June 3-13, the Birds dropped 10 straight, 4th longest in club history and the longest since '58 when they lost 11 in a row . . . The Orioles had 4 losing streaks of 7 games or more.

ORIOLES VS. OPPONENTS

VS. BOSTON ('87: 1-12, Lifetime: 277-302) . . . The Red Sox have ranked as the only A.L. opponent with a lifetime winning record against the Orioles since September 1978 . . . However, that distinction is now being challenged seriously by both the Yankees, who are 291-291, and the Indians, with a lifetime mark of 289-291 vs. Baltimore at the start of '88.

Though the O's have a winning lifetime record against every opponent at Memorial Stadium, their edge over the Red Sox is only 3 games, 147-144.

The Red Sox captured the season series for the 4th straight year, and the O's 1-12 record against them matches their worst ever in a season series vs. one club (they've also gone 1-12 vs. '87 Blue Jays, '86 Tigers and '86 Yankees) . . . The Birds lost the first 9 games of the series, before **John Habyan** decided **Bruce Hurst** in the first of a double header at Baltimore Sep. 18.

The Red Sox hit an astonishing .349 (473-165) in the 13 games (O's hit .273), and forged an incredible .419 on-base percentage. They also outscored the O's (99-51), and out-homered them (15-9). The O's era was more than double the Sox' (7.58 to 3.57).

The O's are 16-36 against Boston in the past 4 seasons (starting '84). At Memorial Stadium the O's are 5-22 (.185) vs. the "Sawx" in that period (and only 3-20 starting Sep. 21, '84).

At Fenway Park the O's were winless in '87 (0-6), have lost 7 in a row there since **Mike Boddicker** beat **Bob Stanley** on Sep. 30, '87, and have dropped 8 of their last 9 in the "Hub City". During the O's first series at Boston (Jun 29-30, Jul 1), they were outscored 33 to 14.

The Carmines hit .385 (213-82) and averaged 8+ runs during the 6 games at Fenway.

RED SOX BATTING: Eleven of the 21 Red Sox who batted against the O's in '87 hit over .300. The following 4 Red Sox were among the top 6 Orioles opponents with at least 25 at bats: **Marty Barrett (#1), Wade Boggs (#4), Spike Owen (#5) and Mike Greenwell (#6)** . . . **Barrett** (.379) and **Boggs** (.35338) are the 2 actives with the best career batting averages against the

Orioles, 100 or more at bats. **Jim Rice** ranks 9th (.330) . . . (see more on **Rice** below, and see also list of top hitters vs O's on page 66).

Barrett's .529 (51-27) average in '87 was the highest against the Orioles (30 or more at bats) for at least the past 14 years and possibly ever (our research dates back only to '74 at the moment). He enjoyed two 4-hit games against the O's and 6 walks bloated his on-base pct. to .569 (58-33) . . . **Barrett** also led all opponents in runs (16) and hits (27). Lifetime he's batting .379 (195-75) vs. the Birds.

Boggs hit .425 (40-17) with 13 rbi in 10 games. Lifetime he is batting .353 against the O's (266-94) and .354 vs. the world (3329-1178). **Owen** hit .415 (41-17), so the Sox' keystone combination (**Barrett** and **Owen**) combined for a sparkling .478 (92-44) . . . **Greenwell** (.412, 34-14) was the last of 4 Red Sox to hit over .400 against the O's in '87.

Both Rookie **Ellis Burks** (6/10 at Bal.) and **Boggs** (6/29 at Bos.) had career high 7 rbi games against the O's in '87.

Rice, a perennial Orioles menace, was held to a .233 avg. (30-7), no homers and 5 rbi in 8 games. Nonetheless, he maintains a .330 (615-203) career mark against the O's with 36 homers and 121 rbi in 157 games . . . His 36 homers rank 6th on the Birds' all-time opponents list (see page xx for the top 10 list).

RED SOX PITCHING: Roger Clemens was 2-0 with a 1.00 era (ip-18, er-1) and held the O's to a .145 (62-9) average in two starts (both cgs) . . . During his 2 years as the league's Cy Young, he's gone 5-0 vs. Baltimore with a 2.38 (ip-41.2, er-11).

Bruce Hurst was the only Carmine to lose to the O's in '87, but he also was the Sox' biggest winner against them (3-1), and he threw 3 complete games in 4 starts . . . Lifetime, he's 6-4.

ORIOLES BATTING: Newcomer **Terry Kennedy** hit .441 (34-15), **Lee Lacy** .423 (26-11) and **Cal Ripken** .327 (49-16) . . . **Lacy** has a .340 (94-32) career average against the Sox. **Eddie Murray** was limited to one home run and one rbi in 13 games while batting .224 (49-11).

ORIOLES PITCHING: **John Habyan** earned the O's only win (he was 1-1) while **Jeff Ballard** and **Tom Niedenfuer** were both 0-2 . . . The 7.58 team era against the Sox was the O's highest vs. one team since 1492 (that's 1492) . . . No one on the O's '87 staff had a winning lifetime record vs. Boston (e.g. **Boddicker** 4-5, **McGregor** 4-9, **Habyan** 2-2).

VS. CALIFORNIA ('87: 9-3, Lifetime: 208-158) . . . The O's haven't lost a season series to the Angels since 1978 . . . Since then they've won 7 times and tied twice . . . In that 9-year span they are 69-39 (.639) vs. the **Cowboy's** team (excluding 3-1 in '79 ALCS).

O's Have Lifetime Winning Record In All West Coast Ports

The O's are over .500 lifetime in Southern California (96-90, including 75-66 at Anaheim), the Bay Area (71-55) and in the great Pacific Northwest (37-24) . . . Figures in parenthesis are regular season only.

The Birds won 9 in a row from the Angels from May 16 thru Aug. 28 before Cal won the last 2 games of the year . . . This was the 2nd longest streak ever against the Halos. The O's won 12 regular season games in a row from them back at the turn of the decade (July 19, '79 thru Aug. 28, '80).

Their .279 average (437-122) was the Orioles' highest of the year against a single opponent (Cal hit .238) . . . Baltimore also outscored the Angels (61-50) while averaging 6+ runs per game, out-homered them (23-12) and out-pitched them (3.77-4.04).

History was made in Baltimore on May 28 when the two clubs combined for 8 home runs, most ever in a Memorial Stadium game . . . The O's hit 6 of those, most ever by the home team in the Monumental City . . . **Willie Fraser** was the victim of 4 of the blasts and **DeWayne Buice** was touched for 2. Both **Larry Sheets** and **Mike Young** connected twice, and **Young's** pair which tied the game in the 10th and won it in the 12th (both off **Buice**) in "sudden death" tied a big league record for most homers, game, in extra innings.

(Cont. on page 52.)

VS. CALIFORNIA (Cont.)

Speaking of home runs, in the 6 games at Anaheim (O's were 5-1) a total of 12 homers were hit, 11 by the Birds . . . In the 6 played in Balmer, the O's hit 12 and the Angels 11, total 23 . . . **Fred Lynn** hit 5 homers in 10 games against the **Autrys** (4 at Anaheim).

Though the O's had a commanding edge in wins, the games were close by and large . . . Nine of the 12 were decided by 2 or fewer runs (O's were 7-2 in those).

ANGELS BATTING: Bob Boone (.351, 37-13) and **Gary Pettis** (.348, 23-8) were the top hitters against the O's . . . **Pettis** over the past two years has gone 20-for-60 (.333) vs. O's pitching.

Bill Buckner batted a combined .303 (33-10) for the Bosox/Angels vs. the O's and now has a .309 career average against them (191-59), .334 (99-39) at Memorial Stadium.

ANGELS PITCHING: **Buice** (see "history was made" above) appeared in 4 games vs. the O's in relief, worked 11 innings and was 0-3.

Mike Witt was 0-1 in 3 starts with a 6.91 era (ip-14.1, er-11) . . . On May 27, he experienced a nightmarish 4th inning during which he threw 40 pitches and gave up 4 runs (2 earned) on only one hit. Five **Witt** walks did some damage in that canto, as did an Angels error. Lifetime **Witt** is 4-9 against the Birds.

Dan Petry is only 1-1 vs. Baltimore in the last 3 years, but he is 12-8 lifetime and has won 8 of his last 10 decisions against the Orioles.

Kirk McCaskill was 0-1 in '87 in 2 starts after going 4-0 vs. the O's the year before . . . Southpaw **Chuck Finley** was the "**Dave Righetti** of the West" the last two years as far as the O's are concerned. Going into the 9th inning in Baltimore on Aug. 28, he had pitched 17.1 lifetime innings vs. Baltimore, all of them scoreless including 5.1 that night, over 5 appearances. Then **Fred Lynn** hit a game-winning "sudden death" homer to end the streak. His career era vs. the O's now computes to 0.52 (ip-17.1, er-1).

ORIOLES BATTING: The Orioles' .279 average (437-122) was a high vs. one opponent . . . **Eddie Murray** has long been the O's big story against the Angels . . . Since joining the club in '77, he has played in all 133 Angels-O's games (incl. 5 ALCS in '79) and has batted .332 (431-143) with 25 homers and 101 rbi.

Over the last 4 years, in 48 games, **Murray** has batted .360 (175-63) with 12 homers and 48 rbi, and has reached safely against them at a .453 (212-96) rate.

Lynn had a .343 (35-12) average go to with his 5 homers against the Angels in '87 . . . Over the last 2 years he has battered Angels pitching at a .351 (77-27) pace.

ORIOLES PITCHING: The most successful Oriole in the season series was **Mark Williamson**, who went 3-1 in 5 relief appearances with a 2.84 (ip-12.2, er-4) . . . No other Oriole had more than one win . . . **John Habyan** was 1-0 in 3 appearances (one start) while holding the Angels to a .190 (42-8) average.

Scott McGregor became a 20-game (regular season only) lifetime winner vs. the Angels on May 16 at Anaheim (his lone '87 decision vs. Cal) . . . If you include his pennant-clinching shutout in game #4 of the '79 ALCS, he is 21-7 and has won 21 of his last 26 decisions against the Angels. In that stretch, he once strung together 12 straight wins (7/8/79 to 7/19/82). He also won 10 in a row at Anaheim (7/8/79 to 8/27/85) and is 13-4 there lifetime.

VS. CHICAGO ('87: 8-4, Lifetime: 278-238) . . . The O's won 8 of the last 9 games between the 2 clubs, and captured the season series for the 15th time in the last 20 years (they've tied 2, and lost only 3 in that time). In that 2-decade period, the O's have gone 145-90 (.617) against the Pale Hose.

The Birds won all 6 games at Chicago (see "Comiskey Park" below), but won only 2 of the 6 games in Baltimore . . . From Aug. 18, '83 thru '87 (including '83 ALCS) the Orioles are 37-17 (.685) vs. Chicago.

The Sox pulled off their first series sweep (3 or more games) in Baltimore in nearly 21 years when they beat the Birds 3 in a row May 1-2-3. That hadn't happened since Sep. 16-17-18, '66. It was the first time the Chisox had even won a series in the Monumental City since Aug. '83, and the first time they'd won a game here since '85 (Sox were 0-6 in Memorial Stadium in '86).

52

HOME RUNS: A total of 45 home runs were hit in the 12 games, 26 by the Orioles and 19 by Chicago, including 8 by **Eddie Murray** . . . The record for home runs in a season series involving the O's is 46 (Bal. & Det., and Bal. & Cle., both in '85).

AT COMISKEY PARK: The O's batted .324 (216-70) in Chicago last year, scored 53 runs (Sox-28), an average of nearly 9 per game, and hit 17 homers in 6 games (Sox-7) . . . At home they scored only 20 times in the half dozen games they played against the Sox in Balmer (Sox scored 30). It was the 2nd time the O's had gone unbeaten in Chicago. They were 4-0 there in '78.

On Saturday, May 9, the O's blasted the Sox, 15-6, tying a club record with 10 extra-base hits (2b-3, 3b-1, hr-6) . . . **Larry Sheets** (see below under "O's Batting") hit a ball over the outfield roof that night, becoming only the 42nd ever to do it; the first left-hander since '70, and only the second Oriole ever (**Boog** was the first in '66). **Sheets** hit .566 (23-13) at Comiskey with 9 rbi . . . **Murray** had 10 rbi in the 6 games there.

Only once before had the O's ever gone undefeated in Comiskey. That was in '78 when they were 4-0 with one game rained out (only 10 games total were scheduled then between inter divisional rivals).

The O's even won a game abbreviated to 5 innings in Chicago on July 8 (6-5) after 3 rain delays totaling 2:34.

WHITE SOX BATTING: **Harold Baines** batted .368 (38-14) with 3 homers & 10 rbi in 9 games . . . **Carlton Fisk** also drove in a club high 10 runs in the season set . . . **Ivan Calderon** batted .349 (43-15) and led the Sox in homers (4) vs. O's pitching.

WHITE SOX PITCHING: **Alan Bannister** was 2-0 in 2 starts with a 1.69 era (ip-16, er-3) to even his lifetime regular season record at 8-8 (he was 0-1 in '83 ALCS) . . . Nonetheless, **Bannister** has dropped 6 of his last 8 decisions to the O's (including ALCS) . . . The only multiple loser was **Jose DeLeon** (1-2).

ORIOLES BATTING: In addition to his 8 home runs, **Eddie Murray** hit 3 doubles, drove in 15 runs in the 10 games, including 4 game-winners, batted .318 (44-14), had a .932 slugging percentage (ab-44, tb-41) and thanks to 9 walks, compiled an on-base average of .434 (53-23).

Sheets (see above under "Comiskey Park") hit .486 (35-17) with 4 doubles, 4 home runs (2 game-winners) in the 10 games overall, and had a .943 slugging average (ab-35, tb-33). He is batting .397 lifetime (73-29) vs. the Pale Hose . . . Rookie **Ken Gerhart** batted .333 (27-9) with 3 homers, including 2 in a game at Chicago on July 22.

Cal Ripken has driven in 46 runs in his last 48 games against the White Sox, a stretch that began at the start of '84 . . . His 19 home runs vs. the White Sox are a career high . . . **Junior** has had notable success against **Bannister** . . . He has a .368 (38-14) lifetime average vs. the Sox' left-hander with 5 doubles and 3 home runs.

Lee Lacy has a .340 career average vs. Chicago (100-34) and **Fred Lynn** is batting .302 (404-122).

ORIOLES PITCHING: **Mike Griffin** (2-0 vs. Chi.) earned his first 2 big league wins since 1981 when he beat the Sox on July 6 and 20, allowing only 2 earned runs over 11 innings in the 2 starts (1.64 era) . . . **Mark Williamson** was 1-0 with 2 saves in 4 appearances and held the Sox to an .063 batting average (32-2).

Probably the most impressive Orioles' effort vs. Chicago was **John Habyan's** scoreless, one-hit pitching in 6.2 scoreless relief innings on July 22 at Chicago. Trailing 5-3 when he came on to relieve **Mike Boddicker** in the 3rd, he was the ultimate winner, 10-5.

Biggest lifetime winners vs. Chicago among current Orioles are **Scott McGregor** (13-8) and **Mike Boddicker** (7-3).

VS. CLEVELAND ('87: 7-6, Lifetime: 291-289) . . . The season series has finished at 7-6 (or 6-7) 5 times in the last 7 years . . . The Indians record against the O's is 3rd best in the A.L. behind Boston (302-277) and New York (291-291). However, considering the O's start against the Tribe just after coming to Baltimore in '54, it's a wonder the Birds are ahead at all.

During the first 3 years the franchise was based in Baltimore, the O's were 11-55 overall and 3-30 in Cleveland Stadium ('54: 3-19, '55: 3-19, '56: 5-17). It took 25 years to go over .500 lifetime vs. the Indians. That occurred

53

VS. CLEVELAND (Cont.)

on June 18, '79 and the O's have had a winning record ever since, though they are only 2 games over at the start of the '88 season.

The Indians have been directly involved in the biggest regular season crowds the O's have ever drawn both at home and on the road (both in the last 2 years). In Baltimore, the Indians were the opposition when a record 52,292 showed up for opening day '86, and last year some 64,540 attended the Indians home opener against the O's, the most ever to watch the O's play anywhere (regular season).

Ironically, the big turnout in last year's Cleveland opener represented just a hair under 50% of the total the two clubs would draw at the lakefront in 4 games (129,921).

The O's sweep at Cleveland Stadium April 10-11-12 was their first of a series 3 games or longer in almost 8 years there (since June 18-19-20, '79). . . . The O's executed a club record tying 5 double plays (all the ground ball type) while edging the Tribe at Baltimore on Aug. 10, 4-3. . . . Two days later the 2 clubs produced 7 homers (5 by the Indians including two each by **Cory Snyder** and **Joe Carter**), one shy of the Memorial Stadium record.

Lee Lacy stole a grand slam from **Brook Jacoby** and a game from the Indians with a leaping catch against the right field fence in the 8th inning of the Tribe's home opener. At the time, the score was tied at 11, and the O's ultimately won it 12-11 in 10 innings. . . . **Ray Knight's** 2-out double off **Ernie Camacho** was decisive. . . . In that 1st lifetime game vs. the Indians, **Knight** was 2-for-2 with a home run, double, 3 walks and 3 rbi (he wound up with a .314 average, 51-16). . . . There were 3 extra-inning games in the season series (O's lost 2).

INDIANS BATTING: **Cory Snyder** hit .392 (51-20) and blasted 5 home runs vs. the O's, but had a modest 6 rbi for his trouble. . . . At Baltimore, **Snyder** hit .556 (27-15), and—with 3 doubles, one triple and 4 homers—had a 1.186 slugging average (ab-27, tb-32). In his 2 A.L. seasons, **Snyder** has played 20 games vs. the O's, batted .380 (79-30), hit 9 homers and driven in 14 runs.

Pat Tabler continued to be a problem. . . . He batted .327 (52-17) and led the Tribe in rbi vs. the O's (8). . . . Lifetime, **Tabler** is batting .341 (214-73) against Baltimore (ranks 5th among actives with 100 or more at bats, see page 66).

Joe Carter, on the other hand, batted only .200 (55-11) and fanned 13 times, although 4 of his 11 hits were home runs. Over the last 2 years, **Carter** has batted .178 (107-19) vs. Baltimore and his lifetime average is only .208 (159-33).

INDIANS PITCHING: **Tom Candiotti** (0-3) and **Ken Schrom** (0-2) were a combined 0-5 last year after going 4-0 (each 2-0) vs. the O's in '86. **Candiotti's** '86 era was 0.39 (ip-23.1, er-1) against the Birds, who hit only .136 (81-11) against him. Last season his era was 7.13 (ip-17.2, er-14) and the O's batted a sprightly .324 (74-24).

Schrom had a whopping 24.75 era (ip-4, er-11) in 2 '87 starts and the O's hit .500 against him (20-10). . . . Ex-Oriole **Sammy Stewart** had a vengeful weekend against his former teammates when he beat the O's twice in relief (July 28 & 30), both in 10 innings. They were his only '87 appearances against the Birds.

ORIOLES BATTING: The **Ripken Brothers** hit a combined .364 (77-28) against the Tribe, **Bill**-.346 (26-11) and **Cal**-.333 (51-17). . . . **Cal** hit 6 home runs, drove in 18 runs and drew 11 walks that produced a .452 (62-28) on-base percentage.

The Tribe limited **Eddie Murray** to a .204 average (54-11), but didn't hold him in check. He still responded with 15 rbi in the 13 games (3 homers). . . . Lifetime against Cleveland, **Murray** is batting .323 (507-164) despite the '87 aberration. . . . **Ken Gerhart** batted .333 (51-17) in the season series with 3 home runs.

ORIOLES PITCHING: Rookies accounted for 5 of the O's 7 wins. **Eric Bell** was the O's most effective pitcher vs. Cleveland, and rookie **Mark Williamson** the busiest. **Bell** was 3-0 in 3 starts and **Williamson** was 2-2 with a save in 7 appearances. . . . Among current Orioles, **Scott McGregor** is both the biggest career winner and loser against Cleveland at 10-10.

VS. DETROIT ('87: 4-9, Lifetime: 300-286). . . . Over the last 2 years the O's have gone 5-21 vs. the Tigers and are 5-22 (.185) starting the last day of the '85 season.

In Baltimore, it's even worse. . . . The Birds have lost 13 of their last 14 games to the Tigers at Memorial Stadium (1-5 in '87), also beginning Oct. 6, '85 (last game of year), and are 8-26 (.235) in Balmer commencing Sep. 21, '82.

The O's first win of '87 vs. Detroit, June 20-21 (see "Slugfest I" below) at Memorial Stadium snapped a streak of 9 straight losses to the Tigers. . . . In '86, the O's were 1-12 vs. the Bengals, tied for their worst record ever vs. one club (also 1-12 vs. '85 Yankees, '87 Red Sox and '87 Blue Jays).

Detroit dominated the series, maintaining a decisive edge in average (.291 to .222), runs (85 to 50), homers (28 to 15) and era (3.58 to 5.77). . . . The O's .222 average was their lowest against one opponent in '87. . . . They hit only .199 (236-47) at Tiger Stadium.

The O's split a critical 4-game series at Detroit the last week of the season, beating **Jack Morris** and **Dan Petry**, and losing to **Frank Tanana & Walt Terrell**. . . . The Tigers were 2½ games back when the series opened and only one game behind when it ended. . . . The 4 dates drew a modest 76,080 despite the importance of the games to the Tigers.

HOME RUNS: Over the last 3 years, 121 home runs have been hit in 39 Orioles-Tigers game, 69 by Detroit & 52 by the Birds. . . . That total includes 46 in 13 '85 games, tied for most ever in a season series involving the O's (there were also 46 hit that year in O's-Indians season series).

SUSPENDED GAME: To show how tough it's been for the O's to beat the Tigers, it took them 2 days (Sat-Sun, 6/20-21) to snap their 9-game losing streak against them. . . . The O's led 9-4 after 8 innings when the game was suspended at 1:02 a.m. Two rain delays had totaled 2:23, and the game was still in the bottom of the first at 10:23. . . . It took only 8 minutes the next afternoon to complete the box score.

This was the first suspension at Memorial Stadium since July 31, '78 (vs. Milwaukee) and the 14th in O's history (all in Baltimore) for one reason or other (mostly curfews).

SLUGFEST I: The regular game on Sun., June 21, won by Detroit 9-3, was a record setter for the Bengals. Their 12 extra-base hits (7 doubles, 5 homers) were the most ever in one game by an O's opponent. . . . A total of 7 homers were hit in the game, one shy of the Memorial Stadium mark.

SLUGFEST II: **Bill Madlock** hit 3 homers on Sunday, June 28, and **John Grubb**, **Matt Nokes & Madlock** homered in succession in the 9th inning to tie the game, won in the 11th on **Alan Trammell's** "sudden death" safety. Victim of the 3 straight homers was **Tom Niedenfuer**, who had retired all 7 Tigers he faced the day before while earning the win in late relief.

TIGERS BATTING: **Darrell Evans**, **Nokes & Madlock** each hit 5 home runs vs. the O's and **Kirk Gibson** hit 4. . . . **Evans** also batted .370 (46-17) and walked 8 times. His on-base pct. was .455 (55-25). . . . **Alan Trammell** batted .333 (60-20), and drove in 10 runs including 3 gwrb.

Larry Herndon, an Orioles nemesis since he came into the league, has a .337 career average against the Birds (202-68). . . . **Gibson** has hit 10 homers and driven in 28 runs over the last 2 seasons vs. Baltimore in only 22 games. His 19 rbi in '86 were the most against the O's since the league went to balanced scheduling (starting '79). . . . **Gary Pettis** over the last 2 years has had his problems offensively, but not with the O's against whom he's batted .333 (60-20) in that time.

TIGERS PITCHING: **Walt Terrell** was 3-1 vs. the O's last year and is 5-1 in 2 A.L. seasons (3-0 at Tiger Stadium). . . . **Jack Morris**, 2-1 in '87, is 10-9 lifetime though only 5-7 over the last 6 seasons.

Frank Tanana was 1-1 and is now 17-12 lifetime. He is tied for 2nd with **Tommy John** (17-17) in career wins vs. Baltimore among actives, one behind **Bert Blyleven** (18-12). . . . Over the last 2 years he has held O's batters to a .160 average (106-17) while compiling a 1.19 era (ip-30.1, er-4).

Doyle Alexander's only appearance vs. the O's was a complete game 6-hit shutout on Sep. 9 in Baltimore. . . . **Eric King** has been a mystery to Orioles batters during his 2 A.L. seasons. . . . In 9 appearances he is 3-0 with 2 saves, has fanned 38 in 41 innings and has held the Birds to a .110 average (136-15) while compiling a 1.32 era (IP-41, ER-6).

VS. DETROIT (Cont.)

ORIOLES BATTING: Eddie Murray has hit only .205 (195-40) over the last 4 years against the Tigers, including .231 (52-12) last year . . . He has not hit a home run vs. the Bengals in over 2 years (29 games) since Sep. 16, '85 (he hit Detroit off Aurelio Lopez). The Tigers are the only club that did not yield a home run to Murray in '87 . . . His lifetime .240 average (562-135) is the lowest vs. one club.

Despite the home run drought against the Bengals, Murray's 17 homers at Tiger Stadium represent the most he's hit in one ballpark on the road, and Eddie's 27 long balls overall against Detroit are only 3 off his high vs. one opponent (30, Chicago).

Fred Lynn, who batted .375 (32-12) with a club high 3 homers and 8 rbi last year, has a .318 career average (513-163) with 25 homers and 101 rbi. He has driven in 56 runs in 70 lifetime games at Tiger Stadium.

ORIOLES PITCHING: Nobody won more than one game while both Ken Dixon and Mike Boddicker were 0-2 . . . Mike is 2-8 lifetime . . . John Habyan was 1-0 in 3 appearances (one start), had a 1.53 era (ip-17.2, er-3) and held Tiger batters to a .197 average (66-13).

Scott McGregor (0-0 vs. Detroit in '87) has beaten the Tigers only once since Sep. 18, '80. That was on Oct. 4, '85 . . . He has lost 8 of his last 9 decisions to the Tigers and is 3-10 since winning 10 of his first 11 lifetime decisions against them. At 13-11, he is both the biggest winner and loser vs. Tigers on current O's staff.

Don Aase didn't face Detroit in '87 but the year before he owned the only win over the Tigers. Despite the 3 straight home runs in Detroit on June 28, Niedenfuer was 1-0 with 2 saves in 6 appearances and held the Tigers to a .172 average (29-5).

VS. KANSAS CITY ('87: 9-3, Lifetime: 125-95) . . . The Orioles won the season series for the first time since '83 . . . They turned in their best record vs. the Royals since going 11-1 and 12-0 against them in '69 & '70 respectively.

The O's won 8 straight from the Royals from May 4 thru July 25 . . . During the O's 11-game win streak that extended from July 12 thru July 25, they beat KC 7 times.

When the Orioles finished last (7th) in '86, it left the KC Royals as the only major league club that has never finished in the cellar.

19 YEAR RIVALRY: The O's hold a 30-game edge in the rivalry that began in '69 and are 71-40 (.640) at Memorial Stadium . . . That winning balance was constructed primarily in '69 & '70 when the O's defeated the fledgling Royals 23 times in 24 tries. The Royals downed the O's in the first game ever between the 2 clubs on May 9, '69 when Dick Drago defeated Dick Hall in Baltimore, then the Birds reeled off a major league record 23 straight wins.

Since that winning streak ended, the O's are 102-94 . . . In the 80s the Birds are 49-43 vs. KC.

AT ROYALS STADIUM: The O's are 18-12 in the last 5 years and 37-48 (.435) lifetime on the KC carpet since Royals Stadium opened in '73. That is the O's worst record, percentage wise, at any of the 13 ballparks on the road (worse than 17-21, .447, at HHH, and 130-158, .451 at Fenway).

The 4-game sweep engineered by the Orioles at KC July 16 thru 19 was their first ever at the Truman Complex . . . They had won a 3-game set there in '74.

The attendance for the O's 4-game series at KC July 16-19 was the biggest for a home series in Royals history (154,094) . . . Ironically, the previous record (141,112) for a series of 4 games in '82 (7/29-8/1) was also set when the Orioles were in town.

The last 8 games of the season series, 4 in each city, played to a total of 295,266, an average of 36,608.

ROYALS BATTING: Rookie Kevin Seitzer was the Royals' most productive hitter against the O's in '87 . . . He batted .356 (45-16) and led the club in homers (3) and rbi (8) . . . George Brett batted .366 (51-15) and boosted his lifetime average against the Orioles to .321 (552-177).

Willie Wilson hit .341 (44-15) and, over the past 3 years, has raked Baltimore pitching at a .353 clip (150-53) . . . Lifetime he's hitting .305

(406-124) against the O's . . . He has also stolen 38 bases in 45 attempts (.844) . . . Bo Jackson hit .219 (32-7) and struck out 17 times (high among all O's opponents).

ROYALS PITCHING: It was Charlie Leibrandt who simultaneously stopped the O's 11-game winning streak vs. the A.L. and their 8-game skein against the Royals on July 26 at Baltimore . . . He threw a 2-hit shutout to beat Ken Dixon, 4-0.

Danny Jackson was 0-3 in 3 starts and is now 4-5 lifetime. Bret Saberhagen was 0-2, which puts his career record against the O's at 2-4. In '87 the O's hit .317 (60-19) as a team against him . . . Dan Quisenberry is 3-3 with 15 saves and a 2.25 era (ip-64, er-16) vs. the Birds.

ORIOLES BATTING: Cal Ripken led the Orioles regulars in the season series with a .333 (45-15) average and 10 rbi including 3 game-winners . . . Terry Kennedy (.314, 35-11), Ray Knight (.324, 37-12), and Lee Lacy (.316, 19-6) also hit .300 against the Royals.

Bill Ripken recorded his 1st major league hit on July 16 at Royals Stadium, a double (against Leibrandt) off the left center field wall that was only a foot from being his 1st home run as well . . . Three days later, also at KC, Bill hit his 1st home run in the majors, a 3-run shot off Bud Black. It was also his 1st homer of the year. He hadn't hit any for Rochester.

ORIOLES PITCHING: The O's staff fashioned a 2.93 era against the Royals, easily their best vs. one club. Eric Bell (2-0, 1.80, ip-20, er-4), Mike Boddicker (2-0, 2.86, ip-22, er-7), and Dave Schmidt (2-1, 2.08, ip-17.1, er-4) all excelled as starters, and Bell fanned 21 Royals in his 20 innings . . . Boddicker, 6-4 lifetime, held the Royals to a .195 (77-15) average.

Tom Niedenfuer was 1-0 with 3 saves in 4 relief appearances with an 0.00 era. He got a lot done in a short time, having worked a total of only 3 innings vs. K.C. . . . Don Aase, who appeared in only one game against the Royals last year without a decision or save, is 7-0 lifetime with 5 saves and a 2.47 era (ip-83.2, er-23).

Scott McGregor, who did not pitch against the Royals in '87, is the biggest lifetime winner & loser among current Orioles (9-10).

VS. MILWAUKEE ('87: 2-11, Lifetime: 161-101) . . . The O's lost the first 9 games of the season series, extending their loss streak vs. the Brewers to 10 straight. The string was snapped on Aug. 13 when Fred Lynn's grand slam off Chris Bosio at Baltimore propelled the O's to a 5-4 victory . . . The winning pitcher was Mike Boddicker, with a save from Tom Niedenfuer . . . All of this, despite a club record tying 15 strikeouts by Orioles hitters (Bosio had 12 K's by himself).

The O's still have a losing skein intact at County Stadium, where they have dropped 7 in a row (starting 9/28/86) and 9 of 10 (beginning 9/25/86) . . . The Birds' lifetime record in Milwaukee has declined to a still presentable 77-55 (.583).

In Baltimore last year, the Birds went 2-5 against the Brewers but are still 85-45 (.654) at home lifetime. It's the O's best record vs. one opponent at Memorial Stadium.

Overall vs. the Brewers, the Orioles have gone 3-15 (beginning 9/21/86).

The Brewers were 16-1 on Apr. 26 right after beating the O's for the 6th time in as many '87 attempts . . . Despite losing 5 of 7 games in Baltimore last year, the O's are 26-11 (.703) against Milwaukee at Memorial Stadium starting Oct. 1, '82.

NO-HITTER: Juan Nieves' no-hitter in Balmer on Apr. 15 was the first ever by a Brewer, and the first by an opponent in Baltimore (both of the previous 2 by Angels' Bo Belinsky and Nolan Ryan were thrown on the West Coast) . . . It was the 5th no-hitter hurled at Memorial Stadium (all 4 of the O's no-hitters have been pitched in Baltimore) . . . Nieves threw 128 pitches, walked 5 and fanned 7 (see more on Nieves below under "Brewers Pitching").

BREWERS BATTING: The Brewers out-hit the O's .292 to .233, outscored them 81 to 44 and out-homered them 19 to 9, even though the Birds had a 211-163 home run edge during the season.

Paul Molitor terrorized the O's just as he did everyone else . . . He batted .393 (56-22) in the season series, compiled a .443 on-base pct (61-27), had 9 extra-base hits (2bh-6, hr-3), drove in 10 runs and scored 12 in 13 games while stealing 4 bases in 5 attempts.

VS. MILWAUKEE (Cont.)

Other regulars who hit .300 or better against the O's were **Glenn Braggs**—.300 (50-15), **Bill Schroeder**—.321 (28-9), **B.J. Surhoff**—.300 (23-7) and **Dale Sveum**—.313 (48-15) . . . **Robin Yount** led in rbi with 11.

BREWERS PITCHING: **Nieves** was 2-0 in 3 starts with a 2.57 (ip-21, er-6) and 21 strikeouts in 21 innings . . . Lifetime he is 3-0 at Memorial Stadium and has an 0.84 era to boot (ip-32.1, er-3) . . . **Ted Higuera** was 2-1, completed all 3 starts, fanned 23 in 26 innings and had a 2.42 earned run average . . . He's 3-3 lifetime. **Dan Plesac** made 4 relief appearances and picked up 3 saves . . . The O's hit .148 (27-4) vs. **Plesac**, .192 (78-15) off **Nieves** and .202 (94-19) against **Higuera**.

Bill Wegman is 19-23 lifetime in the majors, but 4-1 against the O's.

ORIOLES BATTING: **Bill Ripken** led Orioles regulars with a .419 (31-13) average against the Brewers . . . He went 7-for-14 at County Stadium . . . Brother **Cal** batted only .229 (48-11), but led in rbi (9).

Eddie Murray hit only .240 (50-12) and was held to one home run and 3 rbi. Still, his 28 lifetime homers vs. Milwaukee are 2nd only to the 30 he's hit off White Sox pitching, and his 94 career rbi in 128 games, are exceeded only by 103 vs. Angels and 96 against Indians . . . **Jim Dwyer** is batting .313 (128-40) against the Brewers.

ORIOLES PITCHING: **Mike Boddicker** (1-0) was the only Oriole, other than **Mike Flanagan**, to beat Milwaukee in '87 . . . **Boddicker** is 7-3 lifetime vs. the Brewers with a 2.79 era (ip-87, er-27), and is 6-1 against them at Memorial Stadium.

Eric Bell, **Ken Dixon** and **Scott McGregor** were all 0-2 and **Flanagan** was 1-2 . . . **Don Aase** who pitched only 1/3 inning vs. the Brewers in '87 has not allowed them a run in 5 appearances as an Oriole and has 4 saves to show for his effort. **John Habyan** had no decisions or saves, but in 2 relief efforts, he held the Brewers to an .080 average (25-2).

VS. MINNESOTA ('87: 5-7, Lifetime: 200-162 vs. Min. only) . . . The O's lost the season series for only the 2nd time in the last 11 years . . . In that period starting in '77, the O's have won 7, lost 2 and tied 2.

The O's scored only 22 runs in 6 games while going 2-4 at HHH. The Twins' .233 average (403-94) in the 12 games was the lowest by any Orioles opponent.

Near No-No: **Eric Bell** had a no-hitter going thru 8 innings at the Metrodome on May 5. Then all hell broke loose, and **Bell**, instead of registering the Orioles' 5th no-hitter, became the 9th Baltimore hurler to watch his no-hitter expire in the 9th inning. It was the 3rd time a Twin had played the role of spoiler (**Cesar Tovar** did it twice in '69, to **Dave McNally** and to **Mike Cuellar**) . . . See **Bell's** biog for list of other near no-no's.

With the O's leading 5-0 and none out in the 9th, **Greg Gagne** reached on a **Cal Ripken** error, then **Tom Nieto** blooped a single to left to spoil the no-hitter. **Bell** retired **Dan Gladden**, but **Steve Lombardozzi** singled to drive in Minny's first run and that ended the evening for **Bell**.

Four pitchers followed him to the mound. **Kirby Puckett** hit a 3-run homer, but with the tying and winning runs in scoring position, **Ken Dixon** finally retired **Roy Smalley**, the 10th Twin to bat in the inning, on a foul pop fly, preserving a 5-4 victory for **Bell**.

TWINS BATTING: **Lombardozzi** was the Twins top-hitting regular in the season series at .289 (38-11) . . . **Puckett** hit only .213 (47-10) but led the Twins in rbi (10 in 11 games) . . . He is batting .306 (170-52) against the Orioles . . . **Kent Hrbek** has batted only .213 (80-17) vs. Baltimore the past 2 years.

Tom Brunansky had a bitter-sweet season series vs. the O's . . . At Baltimore, he hit .450 (20-9) with 9 rbi & 2 home runs in 6 games . . . At the Dome, he was 1-for-19 (.053) with no homers or rbi.

TWINS PITCHING: **Bert Blyleven** was 2-1 in 4 starts despite an era that was the highest among all pitchers who worked 18 or more innings vs. the O's in '87 (5.74 era, ip-31.1, er-20) and 8 home runs . . . At 18-12, **Blyleven** is the biggest winner lifetime against the O's among active pitchers . . . **Frank Tanana** (17-12) and **Tommy John** (17-17) are close behind.

Rookie **Les Straker** (1.26 era, ip-14.1, er-2) and **Frank Viola** (2.70 era, ip-23.1, er-7) were both 2-0 against the Birds . . . **Viola** is 6-5 lifetime . . . Relief

58

ace **Jeff Reardon** was 1-1 with 2 saves in 4 appearances, but endured a number of bone-chilling experiences along the way.

For example, on May 12 in Baltimore, **Reardon** came on in the 8th inning with the Twins up 7-3 and the bases loaded, and gave up a game-tying slam to **Fred Lynn**. An inning later he yielded another gopher, a game-ending 3-run shot to pinch-hitter **Larry Sheets** . . . On July 3, he had a 2-run lead with 2 out in 9th when **Sheets** singled home the tying runs . . . **Reardon** eventually won that one, however, on a **Lombardozzi** single in the bottom of the 11th.

ORIOLES BATTING: **Fred Lynn** has done some beastly things to Twins pitchers over the years. His .327 average (490-160), 35 home runs and 118 rbi in 135 games are all career highs . . . In his last 34 games against Minny, **Lynn** has hit 14 homers and driven in 40 runs.

In Baltimore, **Lynn** has played 14 games against the Twins and accumulated 8 homers plus 24 rbi. In '87 he drove in 11 runs at Memorial Stadium in 4 games vs. Minnesota, including 6 on July 10 . . . In that game he hit 2 three-run homers (both off **Bert Blyleven**), each of which tied the game (O's ultimately won on **Sheets'** sf in 9th). Three of his 4 '87 homers off Twins pitching tied the game . . . In one '85 weekend in Baltimore (May 10-11-12), he hit 9th inning home runs in 3 straight games vs. Minny, 2 of them "sudden death" game-winners.

In '87, **Lynn** hit .310 (29-9) with 4 homers and 12 rbi in only 8 games. He and **Eddie Murray** combined for 9 home runs vs. the world champions. Among those who had tough sledding vs. the Twins were **Ken Gerhart** (.088, 34-3) and **Terry Kennedy** (.147, 34-5).

For the first time ever, **Cal Ripken** failed to hit .300 against Minnesota ('82—.326, '83—.367, '84—.313, '85—.340, '86—.450). In '87 he batted .261 (46-12) with 2 homers and 5 rbi.

Cal has had 3 five-hit games in his career, 2 of them vs. the Twins at the Dome (Sep. 3, '83 & May 5, '85) . . . In the former game, he tied or broke 4 club records in a 13-0 Orioles rout, among them most total bases, game (13, tied). Lifetime, "**Rip**" has driven in 30 runs in 36 games at the "Hump" (and 53 in 72 career games overall).

Eddie Murray batted .348 (46-16) with 5 homers & 10 rbi in '87 . . . Lifetime, he's hitting .314 (456-143) . . . **Larry Sheets**, a .319 career hitter vs. the Twins (72-23), batted .355 (31-11) against them last year and won 2 games instantly with 9th inning heroics in Baltimore: on May 12-a home run off **Reardon** and on July 10-a sac fly against **Juan Berenguer**.

ORIOLES PITCHING: **Bell** won his near no-hitter but lost his 2 other starts. Nonetheless, he held Minnesota to a .181 average (83-15) . . . **Dave Schmidt** pitched a 2-hit shutout on July 12 at the expense of **Joe Niekro**, fanned 7 and walked none.

Tom Niedenfuer was 0-2 with no saves in 3 appearances. Both losses were in "sudden death" on the same weekend (July 3-**Lombardozzi**, 1b; July 5-**Hrbek**, hr) . . . **Scott McGregor**, who was 1-1 in '87, is 12-8 lifetime. **Ken Dixon** went 4-0 with a save over the last 2 years against Minnesota while holding the Twins to a .191 average (89-17).

Don Aase didn't pitch against Minnesota in '87, but in '86 he earned 6 saves in 6 appearances and did not allow a run in 11 innings while holding the Twins to an .086 (35-3) average . . . Lifetime, he is 7-2 with 7 saves, and despite not facing Minny in '87, has still saved 7 of the O's last 14 wins against the Twins.

VS. NEW YORK ('87: 3-10, Lifetime: 291-291) . . . The O's lost the season series to the Yankees for the 5th straight year (starting '83) . . . Over that period, the Birds are 20-45 overall against New York (.308) . . . Starting June 23, '84, their record vs. the Bombers is 11-36 (.234). In Baltimore, beginning Sep. 15, '84, the Orioles have gone 4-17 (.190), including 2-4 in '87.

The O's lost the first 6 games vs. the Yankees last season, stretching their losing streak to 9 in a row against them . . . That skid was snapped by **Dave Schmidt** on June 24 when he beat **Ron Guidry** with a 94-pitch, 3-hit shutout. It was the O's first complete game at home all year.

LIFETIME: Despite the recent setbacks in their relationship, the O's still boast the best lifetime record in the A.L. against the Yankees (291-291). The closest runners-up are the Milwaukee (only) Brewers at 122-132 (.480) and the Detroit Tigers (802-836, .475).

59

VS. NEW YORK (Cont.)

The O's had a lifetime losing record vs. New York thru their first 17 seasons in the A.L., from 1954 until Sep. '70 when the Birds caught up (Sep. 3, '70 after **Jim Palmer** downed **Mel Stottlemyre**) and went ahead (**Mike Cuellar** blanked **Steve Kline** 1-0 on Sep. 9, '70).

The Birds have been below .500 only once against the Bombers over the last 17 seasons since then, and that was for only one day (Oct. 3, '87) before tying it up again on the final day of the season.

Over the years, the O's have gone as far as 26 over .500. That milestone was reached on June 21, '83 (272-246) . . . The O's generally dominated the rivalry over a 19-year period from 1964 thru 1982, particularly in the 4 seasons from 1965 thru 1968 during which they were 54-18 (.750) vs. New York, including 30-8 at Yankee Stadium.

In the early days the Yankees built up a huge surplus in wins. For example, the O's were 8-36 (.182) after the first 2 years in the league ('54-'55) and only moderately better at 34-76 (.309) thru the first 5 seasons ('54 thru '58).

AT YANKEE STADIUM: Last year the O's were a paltry 1-6 in the Bronx (they are 5-15 there the past 3 years, and 7-19 the last 4), but still have the best lifetime record, among all visiting clubs, 129-145 (.471), in the "House that Ruth Built." The Oakland (only) A's (47-66, .416, regular season only) rank 2nd and the Tigers are 3rd (251-359, .411).

The O's who once went 30-8 at old Yankee Stadium from '65 thru '68, including 10-1 in '65, are 38-45 in the refurbished ballpark since it reopened in '76 (12 seasons). They were 91-100 in the original stadium, and 9-9 in Shea ('74-'75) during the reconstruction.

YANKEES BATTING: **Don Mattingly** appeared in only 6 games vs. the O's and batted .333 (24-8), but his .307 (215-66) career average against Baltimore is far shy of his overall lifetime mark of .331 (2792-923).

Rickey Henderson played in only 3 games vs. Baltimore in '87 (200, 10-2, hr-1, rbi-2, sb-2, cs-0), but his impact on the O's lifetime has been awesome as the following figures will attest: avg.—.347 (346-120), on-base pct.—.457 (418-191, including 71 career walks), steals—63, caught—10, success ratio—86%.

In '85 alone, **Henderson's** numbers vs. the O's were legendary: avg.—.460 (50-23), on-base pct.—.556 (63-35) and stolen bases—17 in 18 attempts . . . **Dave Winfield** hit .327 (49-16) in 13 games last year with 4 homers and 10 rbi . . . Lifetime, he is batting .287 lifetime (348-100). Newcomer **Don Slaught** has a .333 (150-50) career average vs. Baltimore.

YANKEES PITCHING: **Tommy John**, **Dennis Rasmussen** and **Rick Rhoden** each went 2-0 vs. the O's . . . **John** (17-17) and **Frank Tanana** (17-12) are 2nd among active pitchers in career wins vs. the O's . . . **Bert Blyleven** (18-12) is the biggest winner while **John** is the biggest loser . . . **Rasmussen**, now with Cincinnati, went 4-0 vs. the O's these past 2 seasons . . . Last year, the O's batted only .170 (42-6) against him.

Pat Clements and **Dave Righetti** combined for 7 saves in 9 appearances . . . **Clements** was 0-1 but saved 4 wins in 6 outings (top save total vs. O's) while **Righetti** had 3 saves in 3 tries . . . **Righetti**, over the last 2 years, has been involved in 10 of the Yankees 18 wins against the Birds (w-1, sv-9) . . . During the last 3 seasons, he's 2-0 with 12 saves in 17 appearances.

Ron Guidry was 0-1 in his lone appearance (a start) . . . He is 0-2 the past 2 seasons and over that stretch the O's have batted .375 (48-18) against him . . . **Guidry**, now 10-9 vs. the O's, has been streaky against them throughout his career . . . He started by going 5-1, then went 0-5, and 5-1 again until losing his last 2 decisions to the Birds.

Richard Dotson, 0-1 vs. the O's last year, has dropped 7 of his last 9 decisions to them (including '83 ALCS in which he was 0-1) . . . Regular season only, he's 7-8 lifetime.

ORIOLES BATTING: **Eddie Murray** was the O's leading regular in the season series at .348 (46-16), but a trio of rookies also stood out in limited exposure vs. the Bombers: **Pete Stanicek**—.364 (22-8), **Rene Gonzales**—.353 (17-6), and **Carl Nichols**—.600 (10-6).

The Orioles veteran with the highest lifetime average vs. New York is **Fred Lynn** (.281, 442-124) . . . **Murray** has a .275 (528-145) lifetime figure.

ORIOLES PITCHING: **Tom Niedenfuer** enjoyed some success vs. the Yankees with 2 saves in 3 appearances . . . **Mike Boddicker** was 0-2 despite a 2.70 era (ip-23.1, er-7) and 2 complete games in 3 starts . . . The Yankees hit only .160 (81-13) against him . . . His career record is 7-6.

Scott McGregor, 7-15 lifetime, was 0-1 and has now lost 10 of his last 11 decisions to them since beating **Righetti** on Sep. 6, '82 . . . His last victory was at **Guidry's** expense on June 6, '86 . . . Five of his 7 wins over the Yankees have been shutouts . . .

Dave Schmidt's only appearance vs. New York in '87 was the above-mentioned 3-hit shutout on June 24 . . . When he left the O's, **Mike Flanagan** took with him a string of 6 wins in his last 7 decisions against the Yankees. He did not face them in an Orioles uniform in '87.

Don Aase didn't pitch against the Yankees last year, but in '86 he saved 4 and was 0-0 in 7 appearances . . . Despite his inactivity in the '87 season series, he has still saved 5 of the O's last 9 wins over 3 years against New York . . . His 10 career saves at the Bombers' expense are a career high.

VS. OAKLAND ('87: 7-5, Lifetime: 137-105) . . . The O's have lost only one season series in the last 11 years vs. Oakland ('86, 5-7) . . . They are 9-1-1 in that time.

On their first '87 trip, the O's swept a 4-game series at Oakland (May 22-25) for the first time ever . . . It helped dim the memory of the Birds' last '86 junket to the East Bay Area when they lost 5 times in a 6-game series (8/28-31), including 4 games in one 2-day span.

The O's were 4-2 in Oakland in '87 and now hold a lifetime edge of 71-54 (.568) there.

The O's bullpen starred in the 4-game sweep . . . **Ken Dixon** earned 3 saves and **Don Aase** one . . . In the final game (May 25), **Dixon** led 4-3 in the 9th, but the bases were loaded and there was nobody out . . . He then fanned **Jose Canseco**, **Mark McGwire** and **Luis Polonia** in order to preserve the victory for starter **Eric Bell**. It was one of the most dramatic and positive moments of the season for the O's.

A'S FIRST GAME IN OAKLAND: The Orioles were the visiting club for the A's first game ever in Oakland on April 17, 1968 (after the franchise moved from KC following the 1967 season).

Dave McNally pitched a 2-hitter to beat **Lew Krausse**, 4-1. **Boog Powell** hit the first home run in the Oakland-Alameda County Coliseum while driving in the game winning run (both in the 2nd inning) . . . **Mark Belanger**, **Brooks Robinson**, and the A's **Rick Monday** also homered in that game before a paid audience of 47,233.

A'S BATTING: The A's outlit the O's, .289 to .251 . . . Rookie sensation **Mark McGwire** led the A's in the season series with 4 homers and 11 rbi in 12 games . . . The leading hitter was **Mike Davis** (400, 40-16), now with the Dodgers . . . **Alfredo Griffin**, another who went to Los Angeles over the winter, batted .349 (43-15) in the season series, but set what is believed to be a record against the O's by being thrown out 6 times in 7 steal attempts.

Carney Lansford batted .360 (50-18), and during his 3 years in Oakland has hit .348 (135-47) against the Birds . . . **Jose Canseco** was limited to one home run and 3 rbi in the 12 games and fanned 12 times while batting .208 (48-10) vs. the O's . . . Newcomer **Dave Henderson** is the 3rd ranking hitter against the Orioles among active American Leaguers . . . His .35294 average (153-54) falls just behind **Marty Barrett**—.379 (195-74) and **Wade Boggs**—.35338 (266-94).

Reggie Jackson, who went 3-for-19 (.158) in 8 games vs. the O's with no homers and no rbi, ended with a .256 lifetime (723-185) average against the Birds with 114 rbi in 205 (regular season) games . . . He hit a total of 40 home runs (including 2 in the '71 ALCS) off Baltimore pitching, tying him with **Al Kaline** behind **Harmon Killebrew** (70) and **Mickey Mantle** (44) among the all-time leaders vs. the O's . . . However, after finding the range off **Mike Boddicker** at Anaheim on July 25, '83 with #40, he never hit another in his last 37 games against the Birds.

A'S PITCHING: **Curt Young** was 3-1 in the series in 4 starts. On the other hand, reliever **Dennis Eckersley** was 0-2 as was **Dave Stewart** in 2 starts (despite holding the O's to a .185 average, 54-10) . . . **Stewart**, who was 2-0 in '86, has a 1.59 era (ip-34, er-6) against the Orioles over the past 2 years to

VS. OAKLAND (Cont.)

go with a 2-2 record . . . Baltimorean **Moose Haas** was 0-1 and is 6-9 lifetime against the Birds, 2-4 in his hometown.

ORIOLES BATTING: **Larry Sheets** had 5 homers & 11 rbi in 11 games while batting .325 (40-13). **Jim Dwyer** hit .333 (27-9) and **Bill Ripken** .350 (7-for-20) . . . **Sheets'** .306 (108-33) career average against the A's is a high among current O's . . . He has driven in 26 runs in 32 games lifetime vs. Oakland.

The A's, however, held **Cal Ripken** (.122, 49-6), **Fred Lynn** (.156, 32-5), and **Eddie Murray** (.205, 44-9) in check . . . **Cal's** .239 career average (301-72) against Oakland is his lowest vs. one opponent. Despite his '87 lapse, **Murray** has a .296 career mark (452-134) vs. the Athletics.

ORIOLES PITCHING: **Mike Boddicker** went 3-1 in 4 starts vs. Oakland and is now 6-6 lifetime . . . **Eric Bell** was 1-2 in 3 starts . . . **Scott McGregor** didn't have a decision vs. the A's in '87. And, it's probably a good thing because in 4 appearances including 2 starts, the A's hit .471 (34-16) against him . . . **Scotty** has won 8 straight from them since **Rick Langford** beat him on Aug. 22, '81 . . . He is 6-0 lifetime against the A's at Baltimore, and 11-3 overall.

Mike Flanagan, who didn't pitch vs. Oakland in '87, took a 15-5 career mark against the Athletics to Toronto (including 10-1 at Oakland).

VS. SEATTLE ('87: 4-8, Lifetime: 76-46) . . . The Mariners won a season series against the Orioles for the first time in their 11-year history . . . The O's are 7-1 with 3 ties since the M's started in '77, but in the last 3 years, the Orioles are only 16-20 in games vs. Seattle (the 2 clubs were 6-6 in both '85 & '86).

The Orioles' .623 (76-46) lifetime percentage vs. the Mariners is their best against one opponent . . . The Mariners' sweep of the O's in Baltimore May 29-30-31 was their first ever of a series of 3 or more games duration . . . In that set they outscored the O's 27-8.

At Baltimore the Orioles are 39-22 lifetime (.639) against the Mariners despite going 1-5 in the 6 games in the Monumental City in '87.

The Mariners lost their first 14 games at Baltimore until ex-Oriole **Mike Parrott** decided **Sammy Stewart** on July 25, '79 . . . Since then the O's edge at home is a modest 25-22 . . . At Seattle, Baltimore leads 37-24 (.607).

The Birds had one big day at the Mariners' expense . . . That was May 19 in the Dome when the O's routed Seattle 15-4 with a 19-hit attack (season high) that featured 9 extra base hits (2bh-4, 3bh-2, hr-3), one shy of the club record.

The beneficiary of all this was **Jeff Ballard**, who picked up his first big league win. The day before, **Mike Boddicker** pitched a 3-hit shutout . . . Thereafter, the O's lost 8 of the last 10 to the M's.

Mike Morgan won't have the O's to kick around this year. After losing his first 8 lifetime decisions to the Birds, **Morgan** went 3-1 in his last 4 starts against the Birds, starting Sep. 6, '86 . . . In that stretch, which included 3 complete games, **Morgan** allowed only 6 earned runs in 34 innings (1.59 era).

The **Morgan** for **Ken Dixon** deal was only the 3rd between the 2 clubs in the M's 11-year history. The others: Dec. 7, '77—the inimitable outfielder **Carlos Lopez** and pitcher **Tommy Moore** came to the O's for pitcher **Mike Parrott**. And, on June 30, '83, the O's purchased the contract of infielder **Todd Cruz**.

MARINERS BATTING: The Mariners outscored the O's 75-55 in the 12 games, averaging 6¼ runs per game, and had a .300 team average (426-128), .300 in the Dome and .301 at Memorial Stadium. By contrast, the Orioles hit only .243 as a team in '87 vs. Seattle.

Eight of the 16 who batted against Baltimore pitching hit .300 or better . . . Among them was **Dave Valle**, the #2 hitter in the league against the O's last year (25 or more at bats) at .474 (38-18), behind **Marty Barrett** (.529).

Ken Phelps hit only .227 (22-5) against the Birds, but 4 of his 5 hits were home runs . . . Over the past 2 years, 8 of his 15 safeties vs. Baltimore have gone out of the park . . . **Phelps** also drew 10 walks and his on-base percentage in the season series was a flashy .455 (33-15).

John Moses stole 7 bases (in 8 tries), most by an O's opponent, and he hit .342 (38-13) . . . **Harold Reynolds** stole 6 times vs. the Birds and was not thrown out . . . The now-departed **Phil Bradley** hit .347 (49-17) . . . His 17 hits included 10 for extra bases (2bh-6, 3bh-1, hr-3).

MARINERS PITCHING: **Mark Langston** was 3-1 to even his career record at 4-4 vs. Baltimore . . . In the last 2 seasons he is 4-3 against the Birds but his era is a lofty 6.55 (ip-43, er-32).

Mike Moore won his only start against the Birds and is now 7-7 lifetime . . . Over the last 3 years, he is 6-2 and has held the O's to a .218 (252-55) average.

ORIOLES BATTING: **Larry Sheets** .326 (95-31) career average against the M's is his highest vs. one club . . . **Eddie Murray** is batting .307 (450-139) lifetime vs. Seattle. **Bill Ripken** batted .375 (24-9) last year, but brother **Cal** hit only .163 (49-8).

Fred Lynn has hit 11 homers in the Dome, most by any current Oriole . . . **Eddie Murray** and **Cal Ripken** have each hit 7 there.

ORIOLES PITCHING: **Mike Boddicker's** only effort vs. Seattle was a 3-hit shutout (May 18) . . . He is 6-2 lifetime and his 2.05 (ip-66, er-15) era against the M's is his best vs. one opponent . . . **Jeff Ballard** earned his first big league win against the Mariners, but overall was 1-2 with a 9.45 era (ip-13.1, h-25, er-14) . . . Another rookie, **John Habyan**, went 0-2.

VS. TEXAS ('87: 7-5, Lifetime: 109-71, Texas only) . . . In the 16 years the Rangers have operated out of Texas, the O's have gone 10-3 in the season series with 3 ties . . . Over the last 6 years the O's hold a 49-23 (.681) advantage in games.

At Texas the O's hold a lifetime 60-31 (.659) edge, their best record in any foreign port.

O'S PASSED BALLS RECORDS PFFFFT: The Rangers catching corps, captained by **Geno Petralli**, eliminated the Orioles from the passed balls section of the baseball record book . . . Back in '59 when knuckleballer **Hoyt Wilhelm** hurled for the O's (he won the A.L. era title that year), his backstops set the modern major league record for most passed balls season (49). That year, 3 O's catchers also tied the A.L. standard for most passed balls, inning (3; **Gus Triandos**, **Joe Ginsberg** and **Charlie Lau**).

Those records stood for nearly 28 years, until last season when the Rangers, featuring knuckleball pitcher **Charlie Hough**, were charged with an astounding 73 passed balls, and **Petralli** broke all previous modern individual barriers with 4 in one inning, 6 in one game and 35 in one season.

RANGERS BATTING: **Ruben Sierra** led the Rangers with 4 homers and 11 rbi in 12 games . . . **Scott Fletcher** was the top Texas hitter in the season series among regulars at .311 (45-14) and drove in 10 runs in 11 games . . . **Oddibe McDowell**, on the other hand, struggled for the third year in a row . . . His lifetime average against the O's is only .178 (101-18).

RANGERS PITCHING: **Bobby Witt** went 2-0 in 2 starts, fanned 18 (and walked 12) in 13.1 innings and held O's hitters to a .180 average (50-9) . . . **Witt** tied a major league record on Aug. 2 by fanning 4 O's batters in one inning (**Terry Kennedy** reached after fanning a **Mike Stanley** error) . . . **Paul Kilgus**, conversely, was 0-2 with a 14.85 era (ip-6.2, er-11) and the O's batted .412 (34-14) against him.

Hough was 1-2 in 4 starts and fanned 29 in 32.2 innings (both highs by one pitcher vs. Baltimore in '87). Lifetime, he is 3-8 against the O's. At Memorial Stadium he is 0-4 in 6 starts with a 5.40 (ip-33.1, er-20) . . . On July 31 at Texas, **Hough** tied a Rangers record by yielding 4 homers in one game while dropping an 8-4 decision to **John Habyan** . . . **Steve Howe** made his 1st big league appearance in almost 2 years when he relieved in a game at Memorial Stadium on Aug. 7.

ORIOLES BATTING: Seven current Orioles are batting .296 or better against the Rangers (**Sheets**, **Dwyer**, **Knight**, **Lacy**, **C. Ripken**, **Lynn**, **Young**) . . . See page xx for more details . . . **Larry Sheets**, whose sac fly opening day in Baltimore gave the O's a 2-1 win over the Rangers, went on to bat .406 (32-13) vs. the Rangers with 6 home runs and 13 rbi in 10 games . . . He's batting .304 (69-21) vs. Texas lifetime.

Jim Dwyer has hit .444 (54-24) over the last 4 years vs. the Rangers . . . In that time, he's raised his career mark from .174 to its current .302 (100-32)

VS. SEATTLE (Cont.)

... **Mike Young** has driven in 25 runs in his last 23 games against the Rangers.

Rip Jr., who has a lifetime .315 (286-90) average against Texas, is one of only 2 Orioles who have hit for the cycle in the 34-year history of the franchise in Baltimore... He did it at Arlington Stadium on May 6, '84, homering off **Dave Tobik** on his final at bat. The other Oriole to cycle was **Brooks Robinson** (in '60 at Chicago).

ORIOLES PITCHING: **Mike Boddicker's** perfect 7-0 record vs. the Rangers came to an end in '87 when he went 0-2... **Don Aase**, in 3 Baltimore seasons, has allowed only 2 earned runs in 18 innings vs. the Rangers (1.00 era).

Ken Dixon was 3-0, fanned 21 in 19.2 innings and held the Rangers to a .192 average (73-14).

VS. TORONTO ('87: 1-12, Lifetime: 79-61)... The O's 1-12 record in the season series tied their worst ever... They were also 1-12 vs. the '85 Yankees, '86 Tigers & '87 Red Sox)... Though the Orioles won the series 8-5 in '86 (and captured 5 of the last 7), they are now 17-35 vs. the Jays starting Sep. 1, '83.

At home the Orioles were 1-6, and have gone 9-17 in Memorial Stadium the last 4 seasons against the Blue Jays. However, the O's still maintain a distinguished 45-26 (.634) slate on their home grounds since the rivalry began in '77... In Toronto, where they were 0-6 in '87, the O's now have a losing lifetime record at 34-35.

Dave Schmidt, who later (June 24) snapped a 9-game loss streak vs. the Yankees, broke the Jays 6-game string vs. the O's (the first 6 games of the season series) on June 14. He held Toronto to one earned run in 7.1 innings, winning 8-5, with a save from **Luis DeLeon**. After that the Jays won the final 6 games, so that skein is still intact at the start of '88. **Schmidt's** win also ended Toronto's club record 11-game win streak in the A.L.

THAT AWFUL GAME: Another in a long line of bizzare games between these 2 clubs was played at Toronto on Sep. 14... The Jays won going away 18-3, after hitting a major league record 10 home runs (the 11 by both clubs tied a big league mark) on 21 hits (4th highest total ever vs. O's).

Their 57 total bases were the most ever by the Jays and most ever by anybody against the O's (they were 3 shy of the major league mark)... Toronto had 12 extra-base hits, tying the mark set by the Tigers earlier in the season (June 21 at Balmer). The Jays once had 11 extra-base hits in one game vs. the O's, also at Toronto (6/26/78—see below under "Other Awful Games...")

The home runs were hit by: **Ernie Whitt**—3, **George Bell** and **Rance Mulliniks**—2 each, **Rob Ducey**, **Lloyd Moseby**, and **Fred McGriff**, one each. **Mike Hart** (not the same one managing the Hagerstown Suns this year) hit the O's lone four-master.

It was also in that game that **Cal Jr.'s** consecutive innings string ended at 8,243 when his dad removed him in the bottom of the 8th. (see **Cal's** biog for more details).

OTHER AWFUL GAMES IN TORONTO: Among these were the "Earl Weaver Forfeit" on a wet and dreary Sep. 15, '77. The issue was, as **Earl** contended, whether the tarps in the left field bullpen, and the blocks that held them to the ground, constituting a potential hazzard to the leftfielder, should have been removed. The umpires, led by **Marty Springstead**, took the blocks away and rolled up one tarp but would not remove it from the bullpen; whereupon **Weaver** took his club off the field, never to return (until the following year).

On June 26, 1978 the Jays blasted the Orioles 24-10 (the most runs ever yielded by the O's) in a game that launched (and ended) the major league pitching careers of both **Ellie Hendricks** and **Larry Harlow**. The Jays lit up 6 pitchers for 24 hits including 11 for extra-bases... Another O's record was set that night for most runs scored by both clubs (34).

THE THREE PICKOFFS: Whenever Orioles fans grow morose over the sometimes humiliating history of their rivalry with the Blue Jays they think back to the legendary "3 pickoff game" on Aug. 24, '83. The O's were down 3-1 with 2 on and 2 down in the 9th when they suddenly tied the score on rbi singles by **Benny Ayala** and **Al Bumbry** to force the game into overtime.

Because of extensive offensive maneuvering in the bottom of the 9th, the O's took the field in the 10th with strangers at 3 positions. **John Lowenstein** was at 2nd base for the first time in 8 years, **Gary Roenicke** at 3rd base for the first time in the majors, and **Lenn Sakata** was catching for the first time since Little League.

Cliff Johnson led off the 10th with a home run off **Tim Stoddard** that put the Jays back on top... When **Barry Bonnell** followed with a single, **Tippy Martinez** came on and proceeded to get out of the inning without retiring a batter.

First, he picked off **Bonnell**, then walked **Jesse Barfield** and picked him off, and finally after giving up a single to **Willie Upshaw**, he caught him leaning the wrong way as well... That game, incidentally, was voted by fans as one of the 5 most memorable in O's history in a vote initiated by the Babe Ruth Birthplace/Orioles Museum.

Cal Ripken opened the home 10th with a game-tying homer and 2 outs later with 2 on, the veteran backstop **Sakata** gave the O's a 7-4 "sudden death" win with a 3-run homer off **Joey McLaughlin**.

The next night the 2 clubs were scoreless until **Bonnell** homered in the 10th. However, the Birds bounced back again on singles by **Joe Nolan** and **Bumbry**, and a game-winning 2-run double by **Dan Ford** (off **Roy Lee Jackson**) to win again in "sudden death". **Tippy** was the winner in both.

At the time, the Jays were in the midst of losing 6 of 8 games overall, and all 6 losses developed in the 9th inning or later, effectively eliminating them from further pennant consideration. The O's, on the other hand, were in the process of going 34-10 (Aug. 13 to Sep. 25), a pace that would earn them an A.L. East title.

MIKE FLANAGAN, traded to the Jays on Aug. 31 for **Jose Mesa** and **Oswaldo Peraza**, is 17-7 lifetime vs. Toronto and has beaten them more than any other pitcher, active or retired. He has a 2.77 era (ip-208, er-64) against the Jays, and is 11-2 against them at Memorial Stadium.

Flanny opposed the O's at Toronto on Sep. 15 and pitched 8 shutout innings enroute to a 6-2 win (his relief **Duane Ward** gave up both O's tallies).

BLUE JAYS BATTING: The Jays out-hit the O's .299 to .245 and outscored them by a whopping 93 to 41... The two most explosive Blue Jays hitters were A.L. MVP **George Bell** and **Ernie Whitt**, each of whom hit 6 homers against the O's. **Bell** drove in 17 runs (4 of them gwrb) and **Whitt** 12 (2 gwrb). **Lloyd Moseby** chipped in with 13 rbi.

The top hitter was **Tony Fernandez** who batted .446 (56-25) with 10 extra-base hits (2b-6, 3b-2, hr-2) and 10 rbi... Only **Marty Barrett** (.529) and **Dave Valle** (.474) hit for a higher average vs. the O's in '87 (25 or more at bats)... **Kelly Gruber** hit .455 (22-10), **Nelson Liriano** .357 (28-10) and **Jesse Barfield** .333 (48-16)... **Barfield** has a .324 career average against the Birds (216-70).

Juan Beniquez saw limited action (for both KC & Tor), but went 6-for-17 (.353) vs. Baltimore to boost his lifetime mark to .338 (388-131).

BLUE JAYS PITCHING: Toronto's 3.13 era against the O's was the best by an opponent... **Jim Clancy**, **Jimmy Key** and **John Cerutti** were each 2-0 and, though he beat them twice, **Mark Eichhorn** was the only Blue Jays pitcher to lose to the O's in '87 (June 14 at Balmer)... Amherst College alumnus **Cerutti** limited the O's to a .200 average (55-11).

Clancy, who hadn't been scored on in Baltimore for nearly 3 years, finally gave up a run after 27 consecutive scoreless Memorial Stadium innings. The streak began Aug. 4, '84 and ended June 12, '87.

Lifetime in Crab City, **Clancy** is 5-6 lifetime with 3 shutouts after an 0-5 start (he didn't win his 1st game in Baltimore until June 5, '83, beating **Storm Davis**). Overall, he is 11-11 with 11 complete games... He has pitched 11 shutouts in the big leagues, 4 of them vs. the O's.

Eichhorn in '86 held the O's to a .163 (43-7) average and an 0.71 era (ip-12.2, er-1)... Last year, the O's hit .412 (34-14) against him and his era was a none too spiffy 6.75 (ip-6.2, er-5) in 7 outings.

Dave Stieb appeared in only one game vs. the O's and pitched 7 impressive innings at Baltimore on Sep. 21, but left with the score at 1-1, and the Jays later won it for **Cerutti**. That kept **Stieb's** record intact. Memorial Stadium, where he is 0-4, remains the only ballpark in which he has never logged a victory. **Stieb**, who is 3-7 lifetime vs. the O's, hasn't had a decision against them since he beat **Jim Palmer** on Apr. 18, '84 at Toronto.

VS. TORONTO (Cont.)

Jimmy Key picked up his first wins as a starter vs. Baltimore and is now 2-5 in that capacity against Baltimore. . . **Tom Henke** in 6 appearances was 0-0 with 2 saves, fanned 10 and walked none in 6.1 innings.

ORIOLES BATTING: Jim Dwyer continued his consistent career performance vs. the Jays. He was 6-for-18 with 2 homers and now has a .313 (166-52) lifetime average. . . His 10 home runs (7 at Toronto) and 31 rbi are both career highs vs. one opponent.

Eddie Murray was held to one homer and 2 rbi in 12 games. . . **Cal Ripken Jr.** was the top Oriole in both home runs and rbi with modest totals of 3 and 7 respectively.

The top average by a regular was **Larry Sheets'** .348 (46-16), though he had no homers & only 4 rbi. . . **Sheets** is batting .309 lifetime (997-30). **Lee Lacy** has a .315 (92-29) career mark and **Murray** is hitting .304 (473-144) vs the Jays.

ORIOLES PITCHING: Mike Boddicker had a disastrous 0-4 record in 4 starts, one shy of the club record (5) for most losses to one opponent, season shared by **Don Larsen, Joe Coleman Sr.,** and **Jim Wilson,** all in the mid-50s. **Boddicker** had held **George Bell** to an .057 (35-2) lifetime average until **Bell** went 3-for-4 against him on Sep. 21 (now 5-for-39, .128). . . **Ken Dixon** and **John Habyan** each went 0-2. . .

Scott McGregor was 0-1 but has an impressive 13-7 lifetime record with a 2.86 era (ip-160.1, er-51), his lowest vs. one opponent. . . He also has 2 lifetime saves vs. Toronto, both on the same night (Sep. 24, '77) at Exhibition Stadium. . . **Dave Schmidt,** the O's only winner against Toronto, was 1-0.

LEADING OPPOSING HITTERS, 1987

BATTING: (25 or more AB)	HOMES RUNS: 6—G. Bell, Tor. E. Whitt, Tor.
.529 (27/51)—M. Barrett, Bos.	
.474 (18/38)—D. Valle, Sea.	
.446 (25/56)—T. Fernandez, Tor.	RBI: 17—G. Bell, Tor.
.425 (17/40)—W. Boggs, Bos.	
.415 (17/41)—S. Owen, Bos.	WALKS: 10—Dw. Evans, Bos. K. Phelps, Sea.
RUNS: 16—M. Barrett, Bos.	STRIKEOUTS: 17—B. Jackson, K.C.
HITS: 27—M. Barrett, Bos.	STOLEN BASES: 7—J. Moses, Sea.
DOUBLES: 6—W. Boggs, Bos. P. Bradley, Sea. T. Fernandez, Tor. P. Molitor, Mil.	SLUGGING PCT.: .850 (34/40)—E. Whitt, Tor. .824 (42/51)—C. Snyder, Cle. .775 (31/40)—W. Boggs, Bos.
TRIPLES: 3—W. Wilson, K.C.	

LEADING OPPOSING PITCHERS, 1987

Best ERA (Starters, 18 inn. min.)1.00, (IP-18, ER-2)—Roger Clemens, Bos. 1.44, (IP-25, ER-4)—Mike Morgan, Sea.	Complete Games3—Bruce Hurst, Bos. Ted Higuera, Mil.
Best ERA (Relievers, 10 inn. min.)0.61, (IP-14.2, ER-1)—Chuck Finley, Cal. 2.40, (IP-15, ER-4)—Eric King, Det.	Innings32.2—Charlie Hough, Tex. 32.0—Bruce Hurst, Bos. 31.1—Bert Blyleven, Min. 30.2—Jim Clancy, Tor.
Worst ERA (Starters, 18 inn. min.)5.74, (IP-31.1, ER-20)—Bert Blyleven, Min. 5.73, (IP-22, ER-14)—Jose DeLeon, Chi.	Walks16—Jose DeLeon, Chi. 13—Mark Langston, Sea.
Worst ERA (Relievers, 10 inn. min.)4.91, (IP-11, ER-6)—DeWayne Buice, Cal.	Strikeouts29—Charlie Hough, Tex. 27—Mark Langston, Sea. 23—Ted Higuera, Mil.
Wins3—Bruce Hurst, Bos. Mark Langston, Sea. Walt Terrell, Det. Curt Young, Oak.	
Losses3—DeWayne Buice, Cal. Tom Candiotti, Cle. Danny Jackson, K.C.	
Saves4—Pat Clements, N.Y. 3—Dan Plesac, Mil. Dave Righetti, N.Y.	
Games7—Mark Eichhorn, Tor. Doug Jones, Cle. Dale Mohoric, Tex.	

TOP 10 ACTIVE HITTERS VS. ORIOLES (100 at bats minimum)

1—.379, Marty Barrett, Bos. (195-74)	6—.338, Juan Beniquez, Tor. (388-131)
2—.353, Wade Boggs, Bos. (266-94)	7—.337, Larry Herndon, Det. (202-68)
3—.353, Dave Henderson, Oak. (153-54)	8—.333, Don Slaught, N.Y. (150-50)
4—.347, Rickey Henderson, N.Y. (346-120)	9—.330, Jim Rice, Bos. (615-203)
5—.341, Pat Tabler, Cle. (214-73)	10—.321, Tony Fernandez, Tor. (151-52)
	10—.321, George Brett, K.C. (552-177)

OPPOSING BATTERS RECORDS—1987 AND LIFETIME

PLAYER	1987 VS. ORIOLES						LIFETIME VS. ORIOLES					
	B	CLUB	AVG.	G	AB	H HR RBI	AVG.	G	AB	H HR RBI		
Allanson	R	Cle	.250	5	12	3 0 4	.228	99	369	84	27	74
Armas	R	Cal	.222	5	18	4 1 2	.254	85	319	81	10	50
Baines	L	Chi	.368	9	38	14 3 10	.187	54	171	32	8	23
Balboni	R	KC	.056	8	18	1 0 0	.213	33	94	20	0	5
Bando	S	Cle	.154	4	13	2 0 0						
Barfield	R	Tor	.333	13	48	16 4 10	.324	69	216	70	16	40
Barrett	R	Bos	.529	12	51	27 2 11	.379	50	195	74	2	27
Baylор	R	Bos-Min	.208	6	24	5 0 4	.279	125	476	133	24	82
Bell, G.	R	Tor	.292	13	48	14 6 17	.259	56	216	56	15	38
Bell, J.	R	Cle	.364	3	11	4 0 0	.364	3	11	4	0	0
Beniquez	R	KC-Tor	.353	6	17	6 1 5	.338	111	388	131	8	46
Beninger	S	Bos	.297	10	37	11 3 6	.297	10	37	11	3	6
Bergman	L	Det	.154	7	13	2 0 0	.200	31	60	12	1	3
Bernazard	S	Cle-Oak	.241	8	29	7 0 6	.261	75	261	68	3	33
Biancalana	S	KC	.250	1	4	1 0 0	.238	20	21	5	0	0
Boggs	L	Bos	.425	10	40	17 2 13	.353	65	266	94	2	25
Bonilla, J.	R	NY	.000	1	4	0 0 0	.000	2	4	0	0	0
Boone	R	Cal	.351	12	37	13 0 6	.249	68	213	53	4	31
Bosley	L	KC	.333	8	9	3 0 2	.259	34	85	22	1	6
Boston	L	Chi	.306	10	36	11 1 2	.231	16	52	12	1	2
Bradley, P.	R	Sea	.347	12	49	17 3 11	.294	42	160	47	6	22
Bradley, S.	L	Sea	.294	6	17	5 1 4	.273	17	55	15	1	8
Braggs	R	Mil	.300	11	50	15 1 7	.281	15	64	18	1	9
Brantley	R	Sea	.333	5	21	7 0 4	.302	10	43	13	0	6
Brett	L	KC	.366	10	41	15 0 5	.321	147	552	177	21	85
Brock	L	Mil	.290	9	31	9 2 6	.290	9	31	9	2	6
Brookens	R	Det	.225	12	40	9 0 5	.245	98	310	76	5	35
Brower	R	Tex	.158	7	19	3 0 1	.158	7	19	3	0	1
Browne	S	Tex	.237	11	38	9 0 1	.237	11	38	9	0	1
Brunansky	R	Min	.256	11	39	10 2 9	.236	69	246	58	14	41
Buckner	L	Bos-Cal	.303	9	33	10 0 5	.309	46	191	59	6	29
Buechele	R	Tex	.231	10	26	6 1 1	.177	27	79	14	4	9
Buhrer	R	NY	.429	2	7	3 0 0	.429	2	7	3	0	0
Burks	R	Bos	.318	9	44	14 2 9	.318	9	44	14	2	9
Bush	L	Min	.111	7	9	1 1 1	.211	40	95	20	3	11
Butera	R	Min	.200	2	5	1 1 1	.300	20	50	15	1	4
Butler	L	Cle	.333	7	27	9 1 3	.251	46	167	42	2	16
Calderon	R	Chi	.349	12	43	15 4 8	.317	21	63	20	5	12
Canseco	R	Oak	.208	12	48	10 1 3	.224	26	98	22	3	13
Carster	R	Cle	.200	13	55	11 4 5	.208	40	159	33	7	19
Castillo, C.	R	Cle	.263	7	19	5 2 3	.250	29	72	18	4	11
Castillo, J.	S	Mil	.212	9	33	7 1 2	.190	12	42	8	1	2
Cerone	R	NY	.190	8	21	4 0 2	.219	70	228	50	2	22
Christensen	R	Sea	.353	4	17	6 0 0	.353	4	17	6	0	0
Coles	R	Det	.000	1	2	0 0 0	.212	16	52	11	1	4
Cooper	L	Mil	.158	5	19	3 0 3	.265	164	608	161	22	88
Cotto	R	NY	.233	8	30	7 1 4	.273	17	44	12	1	4
Davidson	R	Min	.208	7	24	5 0 0	.192	10	26	5	0	0
Davis, Al.	L	Sea	.256	10	39	10 1 1	.224	46	174	39	4	15
Davis, M.	L	Oak	.400	11	40	16 2 7	.272	53	162	44	6	21
DeCinces	R	Cal	.281	10	32	9 2 6	.258	50	182	47	8	30
Deer	R	Cle	.273	12	44	12 2 5	.222	23	81	18	2	7
Dempsey	R	Mil	.083	5	12	1 1 1	.200	—	65	13	1	2
Destra	S	NY	.286	3	7	2 0 1	.286	3	7	2	0	1
Dodson	L	Bos	.200	4	10	2 1 3	.143	5	14	2	1	3
Downing	R	Cal	.196	11	46	9 2 4	.215	134	460	99	12	47
Ducey	L	Tor	.500	2	6	3 1 3	.500	2	6	3	1	3
Easler	L	NY	.292	8	24	7 0 1	.272	46	158	43	2	14
Eisenreich	L	KC	.167	5	18	3 1 1	.192	8	26	5	1	4
Evans, Da.	L	Det	.370	13	46	17 5 9	.292	47	154	45	10	32
Evans, Dw.	R	Bos	.295	12	44	13 2 11	.284	181	624	177	25	105
Felder	S	Mil	.133	4	15	2 0 0	.220	16	59	13	0	2
Fernandez	S	Tor	.446	13	56	25 2 10	.321	44	162	52	4	22
Fliedler	R	Tor	.167	4	12	2 1 1	.133	11	30	4	2	3
Fimble	R	Cal	.333	1	3	1 0 1	.333	1	3	1	0	1
Fisk	R	Chi	.250	12	40	10 2 10	.252	176	622	157	20	90
Fletcher	R	Tex	.311	11	45	14 1 10	.281	55	192	54	1	29
Franco	R	Cle	.250	10	44	11 0 4	.302	62	245	74	3	31
Gaetti	R	Min	.277	12	47	13 1 4	.310	70	258	80	10	36
Gagne	R	Min	.200	8	25	5 0 0	.214	28	84	18	1	4
Gallagher	R	Cle	.091	4	11	1 0 0	.091	4	11	1	0	0
Gallego	R	Oak	.000	2	3	0 0 0	.000	8	5	0	0	0
Gantner	L	Mil	.267	4	15	4 1 2	.244	92	299	73	4	47
Gedman	L	Bos	.353	5	17	6 0 1	.306	50	157	48	4	21
Gibson	L	Det	.263	10	38	10 4 9	.296	77	280	83	16	53
Gladden	R	Min	.227	11	44	10 0 3	.227	11	44	10	0	3
Greenwell	L	Bos	.412	9	34	14 1 10	.455	15	44	20	2	13
Griffin	S	Oak	.349	12	43	15 0 5	.277	115	401	111	1	33
Grubb	R	Det	.143	5	14	2 1 3	.304	73	184	56	9	25
Gruber	L	Tor	.455	7	22	10 2 5	.300	15	40	12	2	5
Guillen	L	Chi	.295	12	44	13 0 6	.270	33	115	31	0	11
Hairston	S	Chi	.500	4	4	2 0 1	.325	50	83	27	1	12
Hall	L	Cle	.290	12	31	9 1 5	.307	32	101	31	2	11
Harper, B.	R	Oak	.333	1	3	1 0 0	.333	1	3	1	0	0

OPPOSING BATTERS RECORDS (Cont.)

PLAYER	1987 VS. ORIOLES					LIFETIME VS. ORIOLES								
	B	CLUB	AVG.	G	AB	H	HR	RBI	AVG.	G	AB	H	HR	RBI
Hassey	L	NY	.200	2	5	1	1	1	.250	73	224	56	6	28
Heath	R	Det	.214	4	14	3	0	0	.235	69	217	51	2	18
Henderson, D.	R	Bos	.000	2	2	0	0	0	.353	52	153	54	8	14
Henderson, R.	R	NY	.200	3	10	2	1	2	.347	93	346	120	7	35
Henderson, S.	R	Oak	.300	4	10	3	1	3	.258	31	97	25	4	14
Hendrick	R	Cal	.000	3	12	0	0	0	.238	80	303	72	7	21
Herdon	R	Det	.385	7	13	5	0	0	.337	66	202	68	12	38
Hill, D.	S	Chi	.240	7	25	6	0	1	.259	28	81	21	0	4
Hinzo	S	Cle	.217	6	23	5	0	4	.217	6	23	5	0	4
Hoffman	R	Bos	.000	1	2	0	0	0	.261	49	157	41	1	18
Horn	L	Bos	.333	3	9	3	2	3	.333	3	9	3	2	3
Howell	L	Cal	.179	9	28	5	2	2	.161	21	62	10	4	10
Hrbek	L	Min	.237	11	38	9	3	7	.253	68	257	65	14	46
Hulett	R	Chi	.227	6	22	5	2	4	.298	29	94	28	5	13
Incaviglia	R	Tex	.300	10	40	12	3	7	.250	21	80	20	6	18
Iorg	R	Tor	.263	6	19	5	0	2	.236	75	195	46	0	18
Jackson, B.	R	KC	.219	10	32	7	0	0	.219	10	32	7	0	0
Jackson, Reg.	L	Oak	.158	8	19	3	0	0	.256	205	723	185	38	114
Jacoby	R	Cle	.304	13	46	14	2	4	.290	52	186	54	7	27
Javier	S	Oak	.167	6	12	2	0	0	.118	8	17	2	0	0
Jones, R.	L	Cal	.214	7	14	3	1	2	.234	80	248	58	6	28
Joyner	L	Cal	.271	12	48	13	3	10	.305	24	95	29	4	15
Karkovice	R	Chi	.100	4	10	1	1	3	.100	4	10	1	1	3
Kearney	R	Sea	.250	2	8	2	0	0	.159	28	82	13	1	2
Kelly	R	NY	.231	4	13	3	0	1	.231	4	13	3	0	1
Kiefer	R	Mil	.333	5	18	6	2	6	.333	7	18	6	2	6
Kingery	L	Sea	.321	8	28	9	2	5	.326	13	46	15	2	5
Kittle	R	NY	.400	3	10	4	0	1	.200	46	150	30	5	16
Lansford	R	Oak	.360	12	50	18	3	5	.266	98	368	98	15	54
Larkin	S	Min	.500	2	2	1	0	0	.500	2	2	1	0	0
Laudner	R	Min	.172	9	29	5	2	6	.177	35	96	17	4	12
Leach	L	Tor	.115	8	26	3	0	2	.228	42	92	21	4	17
Lee, M.	S	Tor	.222	5	9	2	0	0	.222	11	9	2	0	0
Lemon	R	Det	.283	13	46	13	4	12	.260	130	488	127	18	73
Liriano	S	Tor	.357	6	28	10	0	2	.357	6	28	10	0	2
Lombardozi	R	Min	.289	11	38	11	0	6	.262	23	65	17	1	7
Lusader	L	Det	.375	6	16	6	0	5	.375	6	16	6	0	5
Lyons	L	Chi	.211	6	19	4	0	1	.227	26	88	20	0	6
MacFarlane	R	KC	.286	2	7	2	0	2	.286	2	7	2	0	2
MacFlack	R	Det	.278	8	36	10	5	10	.278	8	36	10	5	10
Manning	L	Mil	.000	2	2	0	0	0	.252	129	461	116	8	26
Manrique	R	Chi	.167	5	18	3	0	1	.167	5	18	3	0	1
Martinez	R	Tor	---	---	---	---	---	---	.255	78	212	54	5	24
Marzano	R	Bos	.333	5	18	6	0	3	.333	5	18	6	0	3
Matthews	R	Sea	.083	5	12	1	0	2	.083	5	12	1	0	2
Mattlingly	L	NY	.333	6	24	8	2	8	.306	56	216	66	10	53
McDowell	L	Tex	.212	9	33	7	2	4	.178	28	101	18	3	5
McGriff	L	Tor	.125	5	16	2	1	1	.125	5	16	2	1	1
McGwire	R	Oak	.286	12	42	12	4	11	.255	15	51	13	5	12
McLemore	S	Cal	.114	11	45	4	0	1	.114	11	45	4	0	1
McRae	R	KC	.000	3	5	0	0	0	.291	140	484	141	12	73
Meacham	S	NY	.200	6	20	4	0	2	.274	37	117	32	0	7
Miller	R	Cal	.222	5	9	2	0	0	.345	15	29	10	0	3
Molitor	R	Mil	.393	13	56	22	3	10	.291	98	412	120	10	50
Moore	R	Tor	.333	3	9	3	1	3	.230	118	369	85	3	28
Morrison	R	Det	.429	2	7	3	0	2	.283	29	99	28	7	17
Moseby	L	Tor	.292	12	48	14	3	13	.281	87	313	88	8	44
Moses	S	Sea	.342	9	38	13	1	5	.271	26	70	19	2	7
Mulliniks	L	Tor	.212	11	33	7	2	3	.220	73	205	45	5	19
Murphy	L	Oak	.286	4	14	4	0	0	.278	85	299	83	12	38
Newman	S	Min	.227	6	22	5	0	2	.227	6	22	5	0	2
Nieto	R	Min	.400	4	15	6	1	4	.400	4	15	6	1	4
Nixon	S	Cle	.167	3	6	1	0	1	.216	32	51	11	0	4
Noboa	R	Cle	.000	1	3	0	0	0	.000	1	3	0	0	0
Nokes	L	Det	.317	11	41	13	5	7	.333	12	45	15	6	9

OPPONENTS 1987 CLUB BATTING VS. ORIOLES

OPPONENT	W-L	AVG.	AB	R	H	HR	R/GM
Boston	12-1	.349	473	99	165	15	7.46
California	3-9	.238	429	50	102	12	4.16
Chicago	4-8	.266	394	59	105	19	4.83
Cleveland	6-7	.265	457	61	121	17	4.69
Detroit	9-4	.291	467	85	136	28	6.46
Kansas City	3-9	.258	419	38	108	7	3.16
Milwaukee	11-2	.292	455	81	133	19	6.15
Minnesota	7-5	.233	403	57	94	12	4.67
New York	10-3	.259	425	60	110	12	4.62
Oakland	5-7	.289	409	65	118	16	5.42
Seattle	8-4	.300	426	75	128	19	6.25
Texas	5-7	.238	395	57	94	19	4.75
Toronto	12-1	.299	471	93	141	31	7.15

1987 VS. ORIOLES

LIFETIME VS. ORIOLES

PLAYER	B	CLUB	AVG.	1987 VS. ORIOLES				LIFETIME VS. ORIOLES						
				G	AB	H	HR	RBI	AVG.	G	AB	H	HR	RBI
O'Brien	L	Tex	.186	12	43	8	0	4	.204	58	206	42	5	25
O'Malley	L	Tex	.222	3	9	2	1	4	.222	3	9	2	1	4
Orta	L	KC	.000	3	5	0	0	0	.245	109	323	79	3	48
Owen, L.	R	KC	.353	7	17	6	0	1	.353	7	17	6	0	1
Owen, S.	R	Bos	.415	11	41	17	0	8	.267	51	172	46	0	16
Paciorek, J.	R	Mil	.286	4	7	2	0	1	.286	4	7	2	0	1
Paciorek, T.	R	Tex	.600	2	5	3	0	1	.309	58	204	63	4	27
Pagliarulo	L	NY	.206	10	34	7	0	6	.239	40	134	32	4	23
Parrish, Lar.	R	Tex	.270	11	37	10	3	4	.276	58	214	59	10	22
Pasqua	L	NY	.200	9	25	5	2	3	.222	20	54	12	3	6
Pecota	R	KC	.400	1	5	2	0	0	.400	1	5	2	0	0
Petralli	S	Tex	.417	8	12	5	1	3	.237	17	38	9	1	5
Petris	S	Cal	.348	5	23	8	0	3	.252	35	115	29	0	9
Phelps	L	Sea	.227	9	22	5	4	7	.271	39	107	29	12	27
Phillips	S	Oak	.294	9	34	10	2	10	.297	45	145	43	4	21
Polidor	R	Cal	.000	1	1	0	0	0	.300	8	30	9	0	4
Polonia	S	Oak	.300	8	30	9	0	0	.300	88	274	63	14	45
Porter	L	Tex	.000	4	6	0	0	0	.259	41	162	42	9	25
Presley	R	Sea	.217	11	46	10	3	7	.306	40	170	52	6	22
Puckett	R	Min	.213	11	47	10	1	10	.207	18	58	12	1	5
Quinones	R	Sea	.235	10	34	8	1	4	.110	38	82	9	1	4
Quirk	L	KC	.100	4	10	1	0	0	.255	20	47	12	0	6
Ramos	R	Sea	.308	4	13	4	0	3	.278	140	497	138	5	32
Randolph	R	NY	.273	12	44	12	0	7	.500	1	4	2	0	1
Ray	S	Cal	.500	1	4	2	0	1	.171	9	35	6	1	2
Redus	R	Chi	.171	9	35	6	1	2	.375	2	8	3	0	2
Reed, J.	R	Bos	.375	2	8	3	0	2	.000	1	1	0	0	0
Renteria	R	Sea	.000	1	1	0	0	0	.310	28	87	27	0	9
Reynolds	S	Sea	.302	12	43	13	0	5	.330	157	615	203	36	121
Rice	R	Bos	.233	7	30	7	0	5	.248	26	101	25	4	12
Riles	L	Mil	.625	3	8	5	1	6	.136	8	22	3	1	1
Robidoux	L	Mil	.000	2	4	0	0	0	.298	44	114	34	2	11
Romero	R	Bos	.286	5	21	6	0	1	.300	10	10	3	0	1
Romine	R	Bos	.333	2	9	3	0	1	.417	4	12	5	0	1
Royster	R	Chi-NY	.417	4	12	5	0	1	.235	9	17	4	1	3
Ryal	L	Cal	.333	4	6	2	0	1	.268	12	41	11	1	5
Sakata	R	NY	.000	1	4	0	0	0	.231	26	78	18	0	4
Salas	R	Min-NY	.222	6	18	4	0	0	.159	23	69	11	1	8
Salazar	L	KC	.118	11	34	4	1	3	.239	46	138			

OPPOSING PITCHERS RECORDS

PITCHER*	T	'87 CLUB	VS. ORIOLES		'87 OVERALL		AMER. LGE W-L-S	MAJORS W-L-S
			'87 W-L-S	CAREER W-L-S	W-L-S	ERA		
Akerfelds	R	Cle	1-0	1-0	2-6	6.75	2-6	
Aldrich	R	Mil	1-0-0	1-0-0	3-1-0	4.94	3-1-0	
Alexander	R	Det-Atl	0-1	9-5	9-0	1.53	132-105-3	165-145-1
Allen	R	Chi-NY	0-1	2-2	5-10	4.13	8-10-1	53-66-75
Andujar	R	Oak	0-0	1-0	3-5	6.08	15-12-1	125-113-3
Atherton	R	Min	0-0-0	0-1-1	7-5-2	4.54	26-33-21	
Bailes	L	Cle	1-0	2-1-1	7-8-6	4.64	17-18-13	
Bankhead	R	Sea	1-0	1-0	9-8	5.42	17-17	
Bannister	L	Chi	2-0	7-7	16-11	3.58	106-110	117-128
Barker	R	Mil	0-0	3-8	2-1	5.36	67-56-5	74-76-5
Berenguer	R	Min	0-0-1	2-3-1	8-1-4	3.94	35-35-5	38-42-9
Birkbeck	R	Mil	1-0	2-0	1-4	6.20	2-5	
Black	L	KC	0-1	3-4-1	8-6-1	3.60	54-56-10	
Blyleven	R	Min	2-1	18-12	15-12	4.01	210-181	244-193
Bordi	R	NY	1-0-0	2-1-0	3-1-0	7.64	15-15-5	20-19-10
Bosio	R	Mil	1-1-0	1-1-0	11-8-2	5.24	11-12-2	
Buice	R	Cal	0-3-0	0-3-0	6-7-17	3.39	6-7-17	
Cadaret	L	Oak	1-0	1-0	6-2-0	4.54	6-2-0	
Camacho	R	Cle	0-1-1	0-2-8	0-1-1	9.22	7-16-44	7-17-44
Candelaria	L	Cal	0-0	0-1	8-6	4.71	25-11	149-96-15
Candiotti	R	Cle	0-3	3-4	7-18	4.78	29-36	
Carlton	L	Cle-Min	1-0	1-0	6-14-1	5.74	10-17-1	329-243-2
Cerutti	L	Tor	2-0	3-0	11-4	4.40	20-10	
Ciard	R	Mil	1-0	1-0	1-1	9.37	1-1	
Cleary	R	Tor	2-0	11-11	15-11	3.54	117-127	
Clear	R	Mil	0-0-0	3-2-3	8-5-6	4.48	70-49-83	
Clemens	R	Bos	2-0	5-1	20-9	2.97	60-22	
Clements	L	NY	0-1-4	1-1-4	3-3-7	4.95	8-3-7	8-9-12
Correa	R	Tex	0-0	0-0	3-5	7.59	16-19	
Crawford	R	Bos	1-0	1-3-1	5-4-0	5.33	19-16-17	
Crim	R	Mil	1-0-2	1-0-2	6-8-12	3.67	6-8-12	
Davis	R	Chi	0-0	0-0	1-5	5.73	8-13	
DeLeon	R	Chi	1-2	1-2	11-12	4.02	15-17-0	31-52-3
Dotson	R	Chi	0-1	7-8	11-12	4.17	94-88	
Easterly	L	Cle	0-0	1-0-1	1-1-0	4.55	15-13-12	23-33-14
Eckersley	R	Oak	0-2	9-10	6-8-16	3.03	130-118-19	157-136-19
Eichhorn	R	Tor	2-1	3-1	10-6-4	3.17	24-15-14	
Farr	R	KC	1-1-0	1-2-2	4-3-1	4.15	17-19-11	
Filson	L	NY	1-0	1-1	1-0-0	3.27	15-14-4	
Finley	L	Cal	0-1-0	0-1-0	2-7-0	4.67	5-8-0	
Flanagan	L	Bal-Tor	1-0	1-0	6-8	4.06	142-111-1	
Fraser	R	Cal	1-0-0	1-0-0	10-10-1	3.92	10-10-1	
Frazier	R	Min	0-1-0	1-2-1	5-5-2	4.98	17-17-21	35-43-29
Gardner	R	Bos	1-0-1	1-0-1	3-6-10	5.42	3-6-10	4-9-11
Gleaton	L	KC	0-0	0-1	4-4-5	4.26	10-14-8	
Gordon	R	Tor-Cle	0-1-0	0-1-0	0-3-1	4.09	0-4-2	
Guante	R	NY	0-0	0-0	3-2-1	5.73	3-2-1	16-19-21
Gubicza	R	KC	0-1	4-3	13-18	3.98	49-48	
Gutierrez	L	Sea	1-0	1-0	11-4	3.81	11-8	
Guidry	L	NY	0-1	10-9	5-8	3.67	168-88-4	
Gullickson	R	NY-Cin	1-0	1-0	4-2	4.88	4-2	101-86
Gumpert	R	KC	0-0	0-1	10-11	4.86	10-11	
Guzman	R	Tex	0-0	0-3	0-0	6.05	0-2-3	3-2-5
Haas	R	Oak	0-1	6-9	2-2	5.75	100-83-2	
Harris	R	Tex	0-1	2-1	5-10-0	4.86	27-35-36	
Henke	R	Tor	0-0-2	3-1-4	0-6-34	2.49	15-15-77	
Henneman	R	Det	0-0-0	0-0-0	11-3-7	2.98	11-3-7	
Hernandez	L	Det	1-0-2	3-1-8	3-4-8	3.67	28-24-95	62-56-122
Higuera	L	Mil	2-1	3-3	18-10	3.85	53-29	
Honeycutt	L	Oak-LA	0-0	0-5	1-4-0	5.32	57-76	90-121-1
Hough	R	Tex	1-2	3-8	2-12-0	4.59	18-13	3-79
Howe	L	Tex	0-0	0-0	3-3-1	4.31	2-3-1	149-128-61
Howell	R	Oak	0-0-1	4-2-6	3-4-16	5.89	27-30-68	29-30-68
Hudson	R	NY	0-1	0-1	11-7	3.61	11-7	43-49
Hurst	L	Bos	3-1	6-4	15-13	4.41	70-67	
Jackson	L	KC	0-3	4-5	9-18	4.02	37-49-1	
James	R	Chi	0-0-0	0-1-2	4-6-10	4.67	17-19-56	24-26-73
John	R	NY	2-0	17-17-2	13-6	4.03	190-174-3	277-216-4
Johnson, J.	R	Tor	1-0	1-1	3-5	5.13	10-7	14-11
Johnson, J.H.	L	Mil	0-0	0-3	0-1-0	9.57	26-33	
Jones	R	Cle	0-0-2	0-0-2	6-5-8	3.15	7-5-9	
Key	L	Tor	2-0	4-6	17-8	2.76	49-30-10	
Kilgus	L	Tex	0-2	0-2	2-7-0	4.13	2-7-0	
King	R	Det	0-0-1	3-0-2	6-9-9	4.89	17-13-12	
Knudson	R	Mil	1-0	1-0	4-4-0	5.37	4-5	5-12
Lamp	R	Oak	0-0	0-3-4	1-3-0	5.08	47-38-33	75-79-33
Langston	L	Sea	3-1	4-4	19-13	3.84	55-51	
Lavelle	L	Tor-Oak	0-0	0-1-1	2-3-1	5.91	7-10-9	80-77-136

PITCHER*	T	'87 CLUB	VS. ORIOLES		'87 OVERALL		AMER. LGE W-L-S	MAJORS W-L-S
			'87 W-L-S	CAREER W-L-S	W-L-S	ERA		
Leibrandt	L	KC	1-1	4-3	16-11	3.41	58-38	74-55-2
Leiper	L	Oak-SD	0-0	1-0	2-1-1	3.78	5-3-2	6-3-3
Letter	L	NY	1-0	1-0	1-0-1	4.50		
Long	R	Chi	0-1-0	0-1-0	6-2-0	6.35	6-2-0	
Loynd	R	Tex	1-0	1-0	8-8-1	4.37	8-9-1	
Lucas	R	Cal	0-1-0	0-1-0	1-5-1	6.10	3-7-2	29-44-63
Mason	L	Tex	0-1	1-5	0-2	5.59	25-37	
McCaskill	R	Cal	0-1	4-2	4-6	5.67	33-28	
McKeon	L	Chi	0-1	0-1	1-2-0	9.43	4-3-1	
Minton	R	Cal	0-0-0	0-0-0	5-4-10	3.08	5-4-10	49-56-134
Mohoric	R	Tex	1-0-1	1-0-3	7-6-16	2.99	9-10-23	
Moore, D.	R	Cal	1-0-0	2-3-4	2-2-5	2.70	14-15-57	38-38-85
Moore, M.	R	Sea	1-0	7-7	9-19	4.71	57-81-1	
Morgan	R	Sea	3-2	4-10	12-17	4.65	33-62-1	
Morris	R	Det	2-1	10-9	18-11	3.38	162-105	
Musselman	L	Tor	1-0-1	1-0-1	12-5-3	4.15	12-5-3	
Nelson	R	Oak	1-1	4-7	6-5-3	3.93	34-39-13	
Niekro, J.	R	NY-Min	0-1	2-3	7-13	5.33	39-46-2	220-203-14
Niekro, P.	R	Cle-Tor	0-0	1-1	7-13	6.10	50-44	318-274
Nieves	L	Mil	2-0	3-1	14-8	4.88	25-20	
Nipper	R	Bos	1-0	5-3	11-12	5.43	42-43	
Nunez, E.	R	Sea	0-0	1-1-2	3-4-12	3.80	14-17-37	
Ontiveros	R	Oak	0-0	0-1	10-8-1	4.00	13-13-19	
Petry	R	Det	1-1	12-8	9-7	5.61	107-81	
Plesac	L	Mil	0-0-3	2-1-4	5-6-23	2.61	15-13-37	
Plunk	R	Oak	0-0-1	1-0-1	4-6-2	4.74	8-13-2	
Powell	R	Sea	0-1	0-1	1-3-0	3.15	1-3-0	4-11-1
Quisenberry	R	KC	1-0-0	3-3-15	4-1-8	2.76	51-43-237	
Rasmussen	L	NY-Cin	2-0	4-2	9-7	4.75	39-24	43-26
Reardon	R	Min	1-1-2	1-1-2	4-2	3.97		
Reed	R	Sea	0-0-1	0-0-1	8-8-31	4.48	8-8-31	50-54-193
Reuss	L	Cal	0-1	0-1	1-2-7	3.42	9-8-15	10-9-15
Rhodes	R	NY	2-0	2-0	4-5	5.25	4-5	198-168-11
Righetti	L	NY	0-0-3	5-4-15	16-10	3.86	16-10	137-107
Rijo	R	Oak	0-0	2-1	8-6-31	3.51	66-50-138	
Robinson	R	Det	0-0	0-0	2-7	5.90	19-30-3	
Russell	R	Tex	0-0	2-1	5-4-3	4.44	13-12-5	22-24-8
Saberhagen	R	KC	0-2	2-4	18-10	3.36	55-39	
Sambito	L	Bos	1-0-0	1-0-1	2-6-0	6.93	4-6-12	37-38-84
Schatzeder	R	Min-Phi	0-0-0	0-2-0	3-1-0	6.39	17-21-0	64-61-6
Schiraldi	R	Bos	0-0-1	1-0-2	8-5-6	4.41	12-7-15	14-10-15
Schroed	R	Cle	0-2	5-6	16-13	6.50	51-51-1	
Searage	L	Chi	0-1-1	0-1-3	2-3-2	4.20	6-9-10	7-9-11
Sellers	R	Bos	1-0	2-1	7-8	5.28	12-15	
Smithson	R	Min	0-1	5-7	4-7	5.90	60-66	
Stanley	R	Cle	1-0-0	9-7-12	4-15-0	5.01	104-91-123	
Stewart	R	Oak	2-0-0	2-0-0	4-2-3	5.67	59-48-45	
Stewart, D.	R	Tor	0-2	2-3	20-13	3.68	41-40-4	49-53-19
Stieb	R	Tor	0-0	3-7	13-9	4.09	115-101	
Stoddard, B.	R	KC	0-0-0	1-0	1-3-1	4.28	17-27-2	18-27-3
Stoddard, T.	R	NY	0-0-1	1-0-1	4-3-8	3.50	27-18-65	38-30-73
Straker	R	Min	2-0	2-0	8-10	4.37	8-10	
Sutton	R	Cal	1-1	5-7	11-11	4.70	57-58	321-250-5
Swindell	L	Cle	1-0	1-0	3-8	5.10	8-10	
Tanana	L	Det	1-1	17-12	15-10	3.91	174-163	
Terrell	R	Bos						

OPPOSING PITCHERS RECORDS

PITCHER*	VS. ORIOLES					'87 OVERALL				
	T	'87 CLUB	'87 W-L-S	CAREER W-L-S	ERA	W-L-S	ERA	AMER. LGE W-L-S	MAJOR W-L-S	
Waddell	R	Cle	0-0	0-1	14.29	0-1-0	15-11-15			
Ward	R	Tor	0-0	0-0	6.94	1-0	1-1-0		1-2-0	
Wegman	R	Mil	1-0	4-1	4.24	12-11	19-23			
Wells	L	Tor	1-0	1-0	3.99	4-3-1	4-3-1			
Williams	L	Tex	0-1	1-1	3.23	8-6-6	16-12-14			
Winn	R	Chi	0-1-1	0-1-1	4.79	4-6-6	11-17-10			
Witt, B.	R	Chi	2-0	2-0	4.91	8-10	19-19			
Woodward	R	Bos	1-0	2-0	7.05	1-1	4-4			
Young, C.	L	Oak	3-1	4-2	4.08	13-7	35-25			

*includes all pitchers with a decision vs. Baltimore in '87 plus selected others

ORIOLES 1987 CLUB BATTING VS. OPPONENTS

Season	W-L	AVG.	AB	R	H	HR	R/GM
Baltimore	67-95	.258	5576	729	1437	211	4.50
Road	31-51	.250	2722	351	681	110	4.28
Road	36-44	.265	2854	378	756	101	4.73
vs. Boston	1-12	.272	440	51	120	9	3.92
California	9-3	.279	437	61	122	23	5.00
Chicago	8-4	.272	405	73	110	26	6.00
Cleveland	7-6	.276	464	80	128	24	6.15
Detroit	4-9	.222	437	50	97	15	3.76
Kansas City	9-3	.267	415	51	111	11	4.17
Milwaukee	2-11	.233	447	44	104	9	3.38
Minnesota	5-7	.248	412	56	102	17	4.67
New York	3-10	.253	431	41	109	12	3.15
Oakland	7-5	.251	414	65	104	19	5.33
Seattle	4-8	.264	416	55	110	13	4.58
Texas	7-5	.268	418	61	112	20	4.92
Toronto	1-12	.243	440	41	108	13	3.15
1st Half	35-53	.257	3050	415	784	124	4.75
2nd Half	32-42	.259	2526	314	653	87	4.24
vs. East	18-60	.250	2660	306	665	82	3.92
vs. West	49-35	.265	2916	423	772	129	5.04

ORIOLES 1987 CLUB PITCHING VS. OPPONENTS

Total	ERA	W	L	CG	SHO	IP	H	R	ER	HR	BB	SO
Baltimore	5.01	67	95	17	6	1439.2	1555	880	801	226	547	870
Road	4.99	31	51	9	2	745	797	456	413	125	269	454
Road	5.03	36	44	8	4	694.2	758	424	388	101	278	416
vs. Bos.	7.58	1	12	0	0	111.2	165	99	94	15	57	62
Cal.	3.77	9	3	1	0	114.2	102	50	48	12	37	73
Chi.	4.80	8	4	1	0	105	105	59	56	19	37	53
Cle.	4.01	7	6	1	0	119	121	61	53	17	37	77
Det.	5.77	4	9	0	0	115.1	136	85	74	28	54	55
K.C.	2.93	9	3	2	1	110.2	108	38	36	7	30	90
Mil.	6.14	2	11	2	0	114.1	133	81	78	19	48	74
Min.	4.56	5	7	3	2	106.2	94	57	54	12	39	52
N.Y.	4.26	3	10	3	1	112	110	60	53	12	42	65
Oak.	5.01	7	5	1	0	106	118	65	58	16	47	62
Sea.	5.83	4	8	1	1	105	128	75	68	19	38	58
Tex.	4.08	7	5	1	0	106	94	57	48	19	37	79
Tor.	6.40	1	12	1	0	115.1	141	93	81	31	44	70
1st Half	5.08	32	44	11	5	787.2	843	488	445	128	325	468
2nd Half	4.91	27	48	6	1	652	712	392	356	98	222	402
vs. East	5.68	18	60	7	1	687.2	806	479	434	122	282	403
vs. West	4.39	49	35	10	5	752	749	401	367	104	265	467

ORIOLES AND THE RE-ENTRY DRAFT

PLAYERS LOST

Year	Name	Signed With
1976	Wayne Garland (p)	CLE
	Bobby Grich (2b)	CAL
	Reggie Jackson (of)	NYI
	Royle Stillman (of)	CHIWS
1977	Dick Drago (p)	BOS
	Ross Grimsley (p)	MONT
	Elliott Maddox (of)	NYM
1979	Don Stanhouse (p)	LA

PLAYERS ACQUIRED

Year	Name	Previous Club
1976	Billy Smith (2b)	CAL
1978	Steve Stone (p)	CHIWS
1980	Jim Dwyer (of)	BOS
	Jose Morales (c)	MIN
1983	Tom Underwood (p)	OAK
1984	Don Aase (p)	OAK
	Lee Lacy (of)	PIT
	Fred Lynn (of)	CAL

Note: Al Bumbry ('78), John Lowenstein ('82), Joe Nolan ('82), and Dan Ford ('83) were all eligible in re-entry system but re-signed with Orioles . . . The re-entry draft was abolished in '85.

ORIOLES INDIVIDUAL BATTING

1987						JIM DWYER*						LIFETIME					
Avg.	AB	H	HR	RBI	Total	Avg.	AB	H	HR	RBI	Total	Avg.	AB	H	HR	RBI	
274	241	66	15	33	267	267	1646	439	60	236	253	592	150	20	94	274	
238	84	20	3	9	274	274	1054	289	40	142	274	1054	289	40	142	274	
293	157	46	12	24	Total	267	1646	439	60	236	253	592	150	20	94	274	
					Bal.	267	1646	439	60	236	253	592	150	20	94	274	
					Road	274	1054	289	40	142	274	1054	289	40	142	274	
					vs. Bal.	300	10	3	1	2	300	10	3	1	2	300	
					Bos.	200	115	23	1	16	200	115	23	1	16	200	
					Cal.	280	193	54	5	22	280	193	54	5	22	280	
					Chi.	250	100	25	7	14	250	100	25	7	14	250	
					Cle.	201	134	27	4	12	201	134	27	4	12	201	
					Det.	293	184	54	7	24	293	184	54	7	24	293	
					K.C.	256	78	20	2	10	256	78	20	2	10	256	
					Mil.	313	128	40	3	17	313	128	40	3	17	313	
					Min.	293	92	27	3	9	293	92	27	3	9	293	
					N.Y.	224	107	24	4	20	224	107	24	4	20	224	
					Oak.	237	131	31	4	16	237	131	31	4	16	237	
					Sea.	250	108	27	4	19	250	108	27	4	19	250	
					Tex.	320	100	32	4	19	320	100	32	4	19	320	
					Tor.	313	166	52	10	31	313	166	52	10	31	313	

1987						vs. East West						LIFETIME					
Avg.	AB	H	HR	RBI	Total	Avg.	AB	H	HR	RBI	Total	Avg.	AB	H	HR	RBI	
245	102	25	3	11	265	265	843	223	29	118	265	843	223	29	118	265	
295	139	41	12	22	269	269	803	216	31	118	269	803	216	31	118	269	
					1st Half	252	823	207	30	98	252	823	207	30	98	252	
					2nd Half	282	823	232	30	138	282	823	232	30	138	282	
					vs. Left	242	123	30	2	20	242	123	30	2	20	242	
					Right	269	1523	409	58	226	269	1523	409	58	226	269	
					Pinch-Hitter#	258	318	82	9	59	258	318	82	9	59	258	
					Des. Hitter	337	261	88	15	43	337	261	88	15	43	337	

*American League only, except as otherwise indicated

#Major League totals

1987						KEN GERHART						LIFETIME					
Avg.	AB	H	HR	RBI	Total	Avg.	AB	H	HR	RBI	Total	Avg.	AB	H	HR	RBI	
243	284	69	14	34	241	241	353	85	15	41	241	353	85	15	41	241	
216	134	29	5	12	212	212	165	35	6	17	212	165	35	6	17	212	
267	150	40	9	22	266	266	188	50	9	24	266	188	50	9	24	266	
					vs. Bos.	200	15	3	0	0	200	15	3	0	0	200	
					Cal.	500	2	1	0	0	500	2	1	0	0	500	
					Chi.	333	27	9	3	7	333	27	9	3	7	333	
					Cle.	333	51	17	3	5	333	51	17	3	5	333	
					Det.	179	28	5	2	4	179	28	5	2	4	179	
					K.C.	172	29	5	0	3	172	29	5	0	3	172	
					Mil.	208	53	11	2	8	208	53	11	2	8	208	
					Min.	088	34	3	0	1	088	34	3	0	1	088	
					N.Y.	300	40	12	1	3	300	40	12	1	3	300	
					Oak.	400	5	2	0	1	400	5					

ORIOLES INDIVIDUAL BATTING (Cont.)

1987					RAY KNIGHT*					LIFETIME						
Avg.	AB	H	HR	RBI	Total	Avg.	AB	H	HR	RBI	Total	Avg.	AB	H	HR	RBI
.256	563	144	14	65		.256	563	144	14	65		.256	563	144	14	65
.274	270	74	8	32		.274	270	74	8	32		.274	270	74	8	32
.239	293	70	6	33		.239	293	70	6	33		.239	293	70	6	33
.282	39	11	1	3		.282	39	11	1	3		.282	39	11	1	3
.240	50	12	1	7		.240	50	12	1	7		.240	50	12	1	7
.219	32	7	1	6		.219	32	7	1	6		.219	32	7	1	6
.314	51	16	2	8		.314	51	16	2	8		.314	51	16	2	8
.159	44	7	2	2		.159	44	7	2	2		.159	44	7	2	2
.324	37	12	0	7		.324	37	12	0	7		.324	37	12	0	7
.267	45	12	1	5		.267	45	12	1	5		.267	45	12	1	5
.200	40	8	1	3		.200	40	8	1	3		.200	40	8	1	3
.267	45	12	1	6		.267	45	12	1	6		.267	45	12	1	6
.283	46	13	2	5		.283	46	13	2	5		.283	46	13	2	5
.159	44	7	0	0		.159	44	7	0	0		.159	44	7	0	0
.310	42	13	1	7		.310	42	13	1	7		.310	42	13	1	7
.292	48	14	1	6		.292	48	14	1	6		.292	48	14	1	6
.228	272	62	8	30		.228	272	62	8	30		.228	272	62	8	30
.282	291	82	6	35		.282	291	82	6	35		.282	291	82	6	35
.264	314	83	8	34		.264	314	83	8	34		.264	314	83	8	34
.245	249	61	6	31		.245	249	61	6	31		.245	249	61	6	31
.221	204	45	8	24		.221	204	45	8	24		.221	204	45	8	24
.276	359	99	6	41		.276	359	99	6	41		.276	359	99	6	41
1.000	1	1	0	1		1.000	1	1	0	1		1.000	1	1	0	1
.220	50	11	0	8		.220	50	11	0	8		.220	50	11	0	8

*American League only, except as otherwise indicated

#Major League totals

1987					LEE LACY*					LIFETIME						
Avg.	AB	H	HR	RBI	Total	Avg.	AB	H	HR	RBI	Total	Avg.	AB	H	HR	RBI
.244	258	63	7	28		.244	258	63	7	28		.244	258	63	7	28
.231	130	30	2	8		.231	130	30	2	8		.231	130	30	2	8
.258	128	33	5	20		.258	128	33	5	20		.258	128	33	5	20
.423	26	11	1	2		.423	26	11	1	2		.423	26	11	1	2
.176	17	3	0	0		.176	17	3	0	0		.176	17	3	0	0
.278	18	5	1	2		.278	18	5	1	2		.278	18	5	1	2
.143	14	2	1	2		.143	14	2	1	2		.143	14	2	1	2
.267	15	4	2	6		.267	15	4	2	6		.267	15	4	2	6
.316	19	6	1	2		.316	19	6	1	2		.316	19	6	1	2
.167	24	4	0	1		.167	24	4	0	1		.167	24	4	0	1
.125	16	2	0	1		.125	16	2	0	1		.125	16	2	0	1
.161	31	5	0	1		.161	31	5	0	1		.161	31	5	0	1
.346	26	9	1	7		.346	26	9	1	7		.346	26	9	1	7
.208	24	5	0	2		.208	24	5	0	2		.208	24	5	0	2
.000	3	0	0	0		.000	3	0	0	0		.000	3	0	0	0
.280	25	7	0	2		.280	25	7	0	2		.280	25	7	0	2
.244	135	33	4	14		.244	135	33	4	14		.244	135	33	4	14
.244	123	30	3	14		.244	123	30	3	14		.244	123	30	3	14
.237	152	36	4	19		.237	152	36	4	19		.237	152	36	4	19
.255	106	27	3	9		.255	106	27	3	9		.255	106	27	3	9
.237	156	37	4	20		.237	156	37	4	20		.237	156	37	4	20
.255	102	26	3	8		.255	102	26	3	8		.255	102	26	3	8
.333	12	4	0	3		.333	12	4	0	3		.333	12	4	0	3
.222	9	2	0	0		.222	9	2	0	0		.222	9	2	0	0

*American League only, except as otherwise indicated

#Major League totals

1987					FRED LYNN					LIFETIME						
Avg.	AB	H	HR	RBI	Total	Avg.	AB	H	HR	RBI	Total	Avg.	AB	H	HR	RBI
.253	396	100	23	60		.253	396	100	23	60		.253	396	100	23	60
.241	191	46	11	28		.241	191	46	11	28		.241	191	46	11	28
.263	205	54	12	32		.263	205	54	12	32		.263	205	54	12	32
.293	41	12	2	9		.293	41	12	2	9		.293	41	12	2	9
.333	45	15	2	5		.333	45	15	2	5		.333	45	15	2	5
.486	35	17	4	12		.486	35	17	4	12		.486	35	17	4	12
.229	35	8	2	6		.229	35	8	2	6		.229	35	8	2	6
.233	43	10	2	6		.233	43	10	2	6		.233	43	10	2	6
.269	26	7	2	4		.269	26	7	2	4		.269	26	7	2	4
.292	24	7	0	3		.292	24	7	0	3		.292	24	7	0	3
.355	31	11	1	6		.355	31	11	1	6		.355	31	11	1	6
.229	35	8	2	6		.229	35	8	2	6		.229	35	8	2	6
.325	40	13	5	11		.325	40	13	5	11		.325	40	13	5	11
.306	36	11	3	9		.306	36	11	3	9		.306	36	11	3	9
.406	32	13	6	13		.406	32	13	6	13		.406	32	13	6	13
.326	46	16	0	4		.326	46	16	0	4		.326	46	16	0	4
.268	224	60	8	34		.268	224	60	8	34		.268	224	60	8	34
.359	245	88	23	60		.359	245	88	23	60		.359	245	88	23	60
.320	219	70	15	50		.320	219	70	15	50		.320	219	70	15	50
.312	250	78	16	44		.312	250	78	16	44		.312	250	78	16	44
.306	144	44	10	30		.306	144	44	10	30		.306	144	44	10	30
.317	325	104	21	64		.317	325	104	21	64		.317	325	104	21	64
.500	6	3	1	5		.500	6	3	1	5		.500	6	3	1	5
.364	22	8	1	5		.364	22	8	1	5		.364	22	8	1	5

1987					EDDIE MURRAY					LIFETIME						
Avg.	AB	H	HR	RBI	Total	Avg.	AB	H	HR	RBI	Total	Avg.	AB	H	HR	RBI
.277	618	171	30	91		.277	618	171	30	91		.277	618	171	30	91
.263	300	79	14	37		.263	300	79	14	37		.263	300	79	14	37
.289	318	92	16	54		.289	318	92	16	54		.289	318	92	16	54
.224	49	11	1	1		.224	49	11	1	1		.224	49	11	1	1
.333	51	17	2	7		.333	51	17	2	7		.333	51	17	2	7
.318	44	14	8	15		.318	44	14	8	15		.318	44	14	8	15
.204	54	11	3	15		.204	54	11	3	15		.204	54	11	3	15
.231	52	12	0	3		.231	52	12	0	3		.231	52	12	0	3
.283	46	13	3	9		.283	46	13	3	9		.283	46	13	3	9
.240	50	12	1	3		.240	50	12	1	3		.240	50	12	1	3
.348	46	16	5	10		.348	46	16	5	10		.348				

ORIOLES INDIVIDUAL BATTING (Cont.)

1987					MIKE YOUNG					LIFETIME						
Avg.	AB	H	HR	RBI	Total	Avg.	AB	H	HR	RBI	Total	Avg.	AB	H	HR	RBI
.240	363	87	16	39		.253	1621	410	70	218						
.237	190	45	11	26		.262	781	205	40	109						
.243	173	42	5	13		.244	840	205	30	107						
.314	35	11	0	5		.297	172	51	6	32						
.310	29	9	2	4		.246	114	28	3	12						
.200	20	4	0	1		.188	101	19	4	8						
.222	18	4	1	2		.241	87	21	8	20						
.263	38	10	2	4		.255	149	38	8	19						
.129	31	4	1	1		.248	129	32	6	15						
.190	21	4	1	1		.234	141	33	4	13						
.273	11	3	2	4		.223	94	21	4	14						
.244	41	10	1	1		.260	169	44	3	11						
.257	35	9	3	8		.264	129	34	7	21						
.318	22	7	0	1		.279	129	36	7	26						
.150	20	3	1	3		.299	97	29	6	25						
.214	42	9	2	4		.218	110	24	4	10						
.246	195	48	7	17		.255	828	211	33	206						
.232	168	39	9	22		.251	793	199	37	211						
.255	157	40	9	22		.247	742	183	27	93						
.228	206	47	7	17		.258	879	227	43	123						
.238	143	34	5	13		.250	588	147	23	68						
.241	220	53	11	26		.255	1033	263	47	148						
.400	10	4	0	3		.288	52	15	1	11						
.224	161	36	7	19		.227	432	98	18	57						

RENE GONZALES* LIFETIME

Avg.	AB	H	HR	RBI
.267	60	16	1	7
.302	42	13	1	6
.167	18	3	0	1
.500	5	3	0	2
.182	11	2	1	1
.000	1	0	0	0
.067	15	1	0	1
.000	1	0	0	0
.500	2	1	0	0
.353	17	6	0	3
1.000	1	1	0	0
.400	5	2	0	0
.000	2	0	0	0
.244	40	10	0	6
.316	19	6	1	1
.267	60	16	1	7
.250	36	9	0	4
.280	25	7	1	3

*American League only

BILL RIPKEN LIFETIME

Avg.	AB	H	HR	RBI
.308	234	72	2	20
.287	115	33	0	6
.328	119	39	2	14
.083	12	1	0	1
.276	29	8	0	4
.364	11	4	0	1
.346	26	9	0	2
.400	10	4	0	0
.270	37	10	1	5
.419	31	13	0	0
.000	6	0	0	0
.350	20	7	0	2
.375	24	9	1	5
.250	24	6	0	0
.250	4	1	0	0
.337	83	28	0	3
.291	151	44	2	17
.000	6	0	0	0
.316	228	72	2	20
.352	88	31	1	9
.281	146	41	1	11

JACKIE GUTIERREZ LIFETIME

Avg.	AB	H	HR	RBI
.236	880	208	4	54
.222	108	24	0	5
.238	772	184	4	49
.213	61	13	0	3
.000	15	0	0	1
.276	58	16	1	5
.188	64	12	0	2
.333	87	29	1	7
.244	41	10	0	2
.333	69	23	0	11
.224	76	17	0	4
.177	62	11	0	1
.292	96	28	0	4
.193	57	11	1	4
.211	71	15	0	5
.182	55	10	1	3
.191	68	13	0	2
.248	444	110	1	23
.225	436	98	3	31
.236	343	81	2	23
.236	537	127	2	31
.240	258	62	1	17
.235	622	146	3	37
.000	1	0	0	0

PETE STANICEK LIFETIME

Avg.	AB	H	HR	RBI
.274	113	31	0	9
.323	62	20	0	7
.216	51	11	0	2
.276	29	8	0	2
.300	20	6	0	2
.364	22	8	0	3
.300	10	3	0	2
.375	8	3	0	0
.125	24	3	0	0
.263	95	25	0	7
.333	18	6	0	2
.274	113	31	0	9
.286	49	14	0	3
.266	64	17	0	6
.270	37	10	0	2

ORIOLES DESIGNATED HITTER STATS

	1987					LIFETIME						
	AVG.	G	AB	H	HR	RBI	AVG.	G	AB	H	HR	RBI
Dwyer	.295	41	122	36	8	15	.337	98	261	88	15	43
Knight	.220	14	50	11	0	8	.220	14	50	11	0	8
Lacy	.222	4	9	2	0	2	.258	12	31	8	0	1
Lynn	.100	8	30	3	0	1	.105	19	57	6	2	5
Murray	.188	4	16	3	0	1	.288	141	546	157	24	74
Sheets	.364	7	22	8	1	5	.282	158	521	147	24	89
Stanicek	.270	10	37	10	0	2	.270	10	37	10	0	2
Traber	—	—	—	—	—	—	.292	30	96	28	5	14
Washington	.000	2	6	0	0	0	.227	29	66	15	2	3
Young	.224	47	161	36	7	19	.227	128	432	98	18	57
Others	.220	52	177	39	0	8	—	—	—	—	—	—
Team	.235	162	630	148	17	60	—	—	—	—	—	—

ORIOLES PINCH-HITTING STATS

	1987					LIFETIME				
	AVG.	AB	H	HR	RBI	AVG.	AB	H	HR	RBI
Dwyer	.292	24	7	2	7	.258	318	82	9	59
Gerhart	.333	3	1	0	0	.250	4	1	0	1
Kennedy	.000	5	0	0	0	.294	68	20	2	20
Knight	1.000	1	1	0	1	.195	82	16	0	3
Lacy	.333	12	4	0	3	.260	254	66	8	30
Lynn	.250	4	1	1	1	.292	48	14	2	12
Murray	—	—	—	—	—	.091	11	1	0	1
Orsulak	—	—	—	—	—	.231	39	9	0	0
C. Ripken	—	—	—	—	—	.000	4	0	0	0
Sheets	.500	6	3	1	5	.250	36	9	3	10
Traber	—	—	—	—	—	.300	10	3	0	4
Young	.400	10	4	0	3	.288	52	15	1	11
Others	.154	21	6	1	3	—	—	—	—	—
Team	.314	86	27	5	23	—	—	—	—	—

CURRENT ORIOLES HOME RUNS, EACH PARK

	Min. Min.															
	Bal.	Bos.	Cal.	Chi.	Cle.	Det.	K.C.	Mil.	HHH	Met.	N.Y.	Oak.	Sea.	Tex.	Tor.	Total
Dwyer	20	4	3	4	3	2	1	1	3	1	3	3	4	1	7	60
Gerhart	5	0	0	3	1	0	0	1	0	0	1	0	1	0	1	14
Kennedy	11	0	3	1	0	1	0	0	0	0	0	1	0	1	0	18
Knight	8	0	0	1	2	1	0	1	0	0	0	1	0	0	0	14
Lacy	10	0	0	1	2	3	1	0	1	0	3	4	0	2	0	27
Lynn	42	68	53	9	8	17	6	10	7	7	5	8	11	5	6	262*
Murray	146	14	15	16	12	17	6	12	11	5	9	13	7	9	13	305
C. Ripken	81	4	4	8	8	9	7	6	9	0	4	5	7	4	4	160
Sheets	36	3	2	2	4	1	1	1	0	3	5	3	2	3	6	67
Traber	9	0	0	1	0	0	0	0	0	0	1	0	0	0	2	13
Young	39	4	1	2	5	4	2	3	0	0	2	2	0	4	2	70

*Includes 2 vs. Yankees at Shea Stadium in '75.

ORIOLES PITCHING RECORDS, EACH PARK

Pitcher	Bal.	Bos.	Cal.	Chi.
---------	------	------	------	------

ORIOLES INDIVIDUAL LIFETIME W-L-S RECORDS

Pitcher	Bos. W-L-S	Cal. W-L-S	Chi. W-L-S	Cle. W-L-S	Det. W-L-S	K.C. W-L-S	Mil. W-L-S
Aase	3-5-7	2-1-5	2-6-7	8-4-4	6-7-4	7-0-5	2-2-5
Bell	0-1	0-1	1-0	3-0	1-2	2-0	0-3
Boddicker	4-5	5-4	7-3	4-5	2-8	6-4	7-3
Dixon	1-5	1-1	4-0	3-1	0-3	2-3-1	2-4
Griffin	0-1	0-0	2-1	0-1	1-3	0-1	0-1
Habyan	2-2	1-0-1	1-1	0-0	1-1	—	1-0
McGregor	4-9	20-7	13-8	10-10	13-11	9-10	11-9
Morgan	0-6	1-3-1	2-2	3-5	1-3	3-7	7-4
Schmidt	1-2-4	5-2-4	2-2-3	3-3-2	1-1-4	6-3-3	1-3-2

Pitcher	Min. W-L-S	N.Y. W-L-S	Oak. W-L-S	Sea. W-L-S	Tex. W-L-S	Tor. W-L-S	Totals W-L-S
Aase	7-2-7	2-3-10	5-7-4	4-2-5	6-6-6	7-3-5	62-54-77*
Bell	1-2	2-1	1-2	0-1	0-1	0-1	11-15
Boddicker	7-5	7-6	6-6	6-2	7-2	5-8	73-61
Dixon	4-1-1	1-1	0-2-4	3-4	4-0	1-3	26-28-6
Griffin	0-1	0-0	0-0	1-0	0-0-1	1-0	5-9-1
Habyan	—	0-1	0-1	0-2	2-0	0-2	8-10-1
McGregor	12-8	7-15	11-3	7-5-1	8-2-1	13-7-2	138-105-3
Morgan	4-4	0-7	3-3	2-1	3-5	1-3	33-62-1**
Schmidt	2-1-2	2-3-3	4-0-2	2-4-1	1-2-0	3-2-2	33-28-32**

*Includes 1-6 record with three saves vs. Orioles.
 Includes 3-9 record vs. Orioles. *Includes 0-5 record with three saves vs. Orioles.

ORIOLES INDIVIDUAL 1987 W-L-S RECORDS

Pitcher	Bos. W-L-S	Cal. W-L-S	Chi. W-L-S	Cle. W-L-S	Det. W-L-S	K.C. W-L-S	Mil. W-L-S
Aase	—	0-0-1	—	—	—	0-0	0-0
Ballard	0-2	—	0-0	—	—	0-0	—
Bell	0-1	0-1	1-0	3-0	1-1	2-0	0-2
Boddicker	—	1-0	1-1	1-0	0-2	2-0	1-0
Corbett	0-0	—	0-0-1	0-0	0-1	0-0	—
DeLeon	0-1	—	—	—	0-0	—	—
Dixon	—	1-0	1-0	0-0	0-2	0-1-1	0-2
Flanagan	—	1-0	0-1	0-0	—	1-0	1-2
Griffin	—	0-0	2-0	0-1	0-1	—	0-1
Habyan	—	1-0-1	1-1	0-0	1-0	—	0-0
McGregor	0-0	1-0	0-1	0-1	0-0	—	0-2
Mesa	0-1	—	—	—	1-0	—	—
Niefenfuhr	0-2	0-0-2	0-0	0-1-1	1-0-2	1-0-3	0-0-1
O'Connor	0-0-1	0-1-1	—	0-0	0-0	0-0	0-0
Schmidt	0-1	1-0	1-0	1-1-1	0-0	2-1	0-1
Williamson	0-1	3-1	1-0-2	2-2-1	0-1	1-1	0-1
Totals	1-12-1	9-3-5	8-4-3	7-6-3	4-9-2	9-3-4	2-11-1

Pitcher	Min. W-L-S	N.Y. W-L-S	Oak. W-L-S	Sea. W-L-S	Tex. W-L-S	Tor. W-L-S	Totals W-L-S
Aase	—	—	0-0-1	0-0	—	1-0	1-0-2
Ballard	—	0-1	1-1	1-2	—	0-1	2-8
Bell	1-2	1-1	1-2	0-1	0-1	0-1	10-13
Boddicker	0-0	0-2	3-1	1-0	0-2	0-4	10-12
Corbett	0-0	0-1	—	—	—	—	0-2-1
DeLeon	—	0-1	0-0	0-0	—	0-0-1	0-2-1
Dixon	0-0-1	0-0	0-1-3	1-1	3-0	0-2	7-10-5
Flanagan	0-1	—	—	0-1	0-1	—	3-6
Griffin	0-1	0-0	0-0	1-0	0-0-1	0-0	3-5-1
Habyan	—	0-1	0-0	0-2	2-0	0-2	6-7-1
McGregor	1-1	0-1	0-0	0-0	0-0	0-1	2-7
Mesa	—	0-1	—	—	—	0-1	1-3
Niefenfuhr	0-2-0	0-0-2	1-0	0-0-1	0-0-1	0-0	3-5-13
O'Connor	—	1-0	0-0	0-0	—	0-0	1-1-2
Schmidt	1-0	1-0	1-0	0-1	1-0	1-0	10-5-1
Williamson	1-0	0-1	0-0	0-0	0-1	0-0	8-9-3
Totals	5-7-1	3-10-2	7-5-4	4-8-1	7-5-2	1-12-1	67-95-30

ORIOLES INDIVIDUAL PITCHING

1987										DON AASE LIFETIME									
ERA	W-L-S	G	IP	H	ER	HR	ERA	W-L-S	G	IP	H	ER	HR						
2.25	1-0-2	7	8	8	2	1	Total	3.73	62-54-77	332	965	956	400	74					
3.38	1-0-0	4	5	5	2	1	Bal.	3.46	15-8-22	74	143	126	55	10					
0.00	0-0-2	3	2.2	3	0	0	Road	3.78	47-46-55	258	822	830	345	64					
—	—	—	—	—	—	—	vs. Bal.	5.04	1-6-4	21	64.1	67	36	10					
—	—	—	—	—	—	—	Bos.	5.62	3-5-7	25	57.2	75	36	7					
0.00	0-0-1	1	1	0	0	0	Chi.	2.08	2-1-5	11	26	18	6	2					
—	—	—	—	—	—	—	Cal.	3.99	2-6-7	21	56.1	57	25	2					
—	—	—	—	—	—	—	Cle.	5.73	8-4-4	26	66	83	42	4					
—	—	—	—	—	—	—	Det.	4.33	6-7-4	24	81	78	39	7					
0.00	0-0-0	1	1.1	1	1	0	K.C.	2.47	7-0-5	29	83.2	80	23	2					
0.00	0-0-0	1	0.1	1	0	0	Mil.	3.21	2-2-5	19	61.2	64	22	5					
—	—	—	—	—	—	—	Min.	3.35	7-2-7	22	83.1	68	31	8					
0.00	0-0-1	1	0.2	1	0	0	N.Y.	5.58	2-3-10	28	50	54	31	8					
0.00	0-0-0	1	1.0	2	0	0	Oak.	2.40	5-7-3	27	93.2	77	25	4					
2.45	1-0-0	2	3.2	3	1	1	Sea.	3.47	4-2-5	26	62.1	74	24	4					
—	—	—	—	—	—	—	Tex.	3.40	6-6-6	28	95.1	88	36	7					
—	—	—	—	—	—	—	Tor.	2.58	7-3-5	25	83.2	73	24	4					
2.25	1-0-2	7	8	8	2	1	1st Half	3.62	30-30-38	176	505	531	203	41					
—	—	—	—	—	—	—	2nd Half	3.85	32-24-39	156	460	425	197	33					

1987 MIKE BODDICKER LIFETIME

ERA	W-L-SH	G	IP	H	ER	HR	Total	ERA	W-L-SH	G	IP	H	ER	HR
4.18	10-12	33	226	212	105	29	Bal.	3.71	73-61-11	169	1126.2	1049	465	112
4.24	5-6	16	116.2	105	55	17	Road	3.31	37-29-9	85	582	503	214	55
4.12	5-6	17	109.1	107	50	12	vs. Bos.	4.70	4-5-1	13	82.1	90	43	7
—	—	—	—	—	—	—	Cal.	4.69	5-4-2	12	80.2	78	42	13
5.51	1-0	3	16.1	17	10	1	Chi.	3.99	7-3-1	14	94.2	93	42	11
5.92	1-1	4	24.1	28	16	7	Cle.	3.81	4-5-1	12	80.1	77	34	6
3.00	1-0	2	12	12	4	1	Det.	6.43	2-8-1	13	56	77	40	10
5.52	0-2	3	14.2	19	9	3	K.C.	3.68	6-4-0	12	71	61	29	6
2.86	2-0	3	22	15	7	2	Mil.	2.79	7-5-1	14	105.2	88	36	11
3.68	1-0	1	7.1	4	3	0	Min.	3.07	7-5-1	14	100.2	82	39	9
5.63	0-0	1	8	8	5	1	N.Y.	3.49	7-6-0	13	93	86	32	7
2.70	0-2	3	23.1	13	7	2	Oak.	3.10	6-6-0	15	93	86	32	7
3.64	3-1	4	29.2	28	12	3	Sea.	2.05	6-2-2	9	66	51	15	2
0.00	1-0	1	9	3	0	0	Tex.	3.01	7-2-1	14	101.2	89	34	12
4.30	0-2	4	29.1	29	14	6	Tor.	4.35	5-8-0	16	107.2	107	52	11
5.40	0-4	4	30	36	18	3	1st Half	3.65	40-29-4	85	584.1	526	237	54
3.16	6-4	19	139.2	118	49	14	2nd Half	3.78	33-32-7	84	542.1	523	228	58
5.84	4-8	14	86.1	94	56	15								

1987 SCOTT MCGREGOR LIFETIME

ERA	W-L-SH	G	IP	H	ER	HR	Total	ERA	W-L-SH	G	IP	H	ER	HR
6.64	2-7	26	85.1	112	63	15	Bal.	3.95	138-105-22	352	2123.1	2218	932	232
6.43	0-5	15	42	57	30	7	Road	4.80	67-50-10	170	1026.2	1071	433	121
6.85	2-2	11	43.1	55	33	8	vs. Bos.	5.11	4-9-0	20	104	126	59	9
27.00	0-0	2	2	3	6	1	Cal.	3.17	20-7-1	30	210.1	198	74	22
5.59	1-0	2	9.2	12	6	1	Chi.	3.84	13-8-2	28	164	171	90	16
6.75	0-1	1	5.1	7	4	2	Cle.	4.47	10-11-1	32	183.1	193	91	22
1.80	0-1	2	15	13	3	2	Det.	4.07	13-11-1	36	208	223	94	25
3.86	0-0	5	4.2	8	2	0	K.C.	4.42	9-10-1	25	148.2	158	73	17
—	—	—	—	—	—	—	Mil.	4.24	11-9-2	29	184.2	186	87	20
7.79	0-2	3	17.1	24	15	4	Min.	3.91	12-8-3	27	156.1	178	68	19
4.76	1-1	2	11.1	9	6	2	N.Y.	4.53	7-15-4	26	167.1	223	99	23
14.73	0-1	1	3.2	8	6	1	Oak.	3.66	11-3-2	22	138.1	130	52	11
12.15	0-0	4	6.2	16	9	1	Sea.	3.38	7-5-2	22	101.1	114	46	11
0.00	0-0	1	0.1	0	0	0	Tex.	2.09	8-2-0	18	101.1	114	46	11
13.50	0-0	1	2.2	5	4	0	Tor.	4.86	13-7-3	26	160.1	156	51	17
2.70	0-1	2	6.2	7	2	1	1st Half	4.10	70-57-9	187	1119.2	1160	510	128
6.69	2-7	21	71.1	92	53	12	2nd Half	3.78	68-48-13	165	1003.2	1058	422	104
6.43	0-0	5	14	20	10	3								

1987 MIKE MORGAN LIFETIME

ERA	W-L-SH	G	IP	H	ER	HR	Total	ERA	W-L-SH	G	IP	H	ER	HR
4.65	12-17	34	207	245	107	25	Bal.	4.85	33-62-1	135	713.1	835	384	75
1.13	1-1	2	16	16	2	1	Away	3.68	2-4-4	8	44	38	18	5
4.95	11-16	32	191	229	105	24	vs. Bal.	4.92	31-58-1	127	669.1	797	366	70
1.44	2-1	3	25	24	4	2	Bos.	3.79	3-9	15	92.2	93	39	8
21.00	0-1	2	3	10	7	1	Cal.	6.51	0-6	10	37.1	55	27	4
4.38	1-1	2	12.1											

ORIOLES INDIVIDUAL PITCHING (Cont.)

ERIC BELL LIFETIME								JOHN HABYAN LIFETIME							
ERA	W-L-SH	G	IP	H	ER	HR		ERA	W-L-SH	G	IP	H	ER	HR	
5.38	12-15	41	194	201	116	37		4.64	8-10-1	35	145.1	137	75	20	
6.16	3-7	16	76	86	52	21		5.24	5-5	16	79	82	46	18	
4.88	8-8	25	118	115	64	16		3.93	3-5-1	19	66.1	55	29	5	
6.43	0-1	4	14	13	10	2		6.75	2-2	6	20	32	15	4	
5.68	0-1	4	19	19	12	3		3.97	1-0-1	3	11.1	8	5	1	
2.70	1-0	1	6.2	5	2	0		3.52	1-1	2	7.2	6	3	1	
3.48	3-0	3	20.2	20	8	4		6.75	0-0	1	2.2	3	2	2	
11.37	1-2	5	12.2	21	16	7		2.66	1-1	5	23.2	17	7	3	
1.80	2-0	3	20	15	4	1		K.C.							
5.66	0-3	4	20.2	23	13	3		2.35	1-0	3	15.1	8	4	1	
3.57	1-2	3	22.2	15	9	2		Min.							
3.70	2-1	6	24.1	23	10	1		N.Y.	14.40	0-1	3	5	11	8	
8.59	1-2	3	14.2	21	14	3		Oak.	2.70	0-1	3	13.1	11	4	
6.75	0-1	1	5.1	6	4	2		Sea.	6.75	0-2	4	18.2	21	14	
6.75	0-1	2	9.1	12	7	4		Tex.	0.00	2-0	2	8	2	0	
15.75	0-1	2	4	8	7	4		Tor.	6.27	0-2	3	18.2	19	13	
5.53	6-7	19	84.2	90	52	13	1st Half	6.28	1-3	10	38.2	46	27	9	
5.27	5-8	22	109.1	111	64	24	2nd Half	4.05	7-7-1	25	106.2	91	48	14	

JEFF BALLARD LIFETIME								JOSE MESA LIFETIME							
ERA	W-L-SH	G	IP	H	ER	HR		ERA	W-L-SH	G	IP	H	ER	HR	
6.59	2-8	14	69.2	100	51	15		6.03	1-3	6	31.1	38	21	7	
7.62	0-7	9	41.1	61	35	7		10.24	0-2	2	9.2	11	11	3	
5.08	2-1	5	28.1	39	16	8		4.15	1-1	4	21.2	27	10	4	
7.62	0-2	3	13	24	11	2		vs. Bos.	5.14	0-1	2	14	15	8	
18.00	0-0	1	2	7	4	2		Cal.							
9.64	0-1	1	4.2	8	5	1		Chi.							
5.06	0-0	1	5.1	5	3	1		Cle.							
3.86	0-1	2	11.2	16	5	1		Det.	3.12	1-0	1	8.2	7	3	
3.55	1-1	2	12.2	10	5	4		K.C.							
9.45	1-2	3	13.1	25	14	3		Min.							
5.14	0-1	1	7	5	4	1		N.Y.	11.57	0-1	2	4.2	6	6	
6.21	2-3	7	33.1	44	23	10	1st Half	Sea.							
6.94	0-5	7	36.1	66	28	5	2nd Half	Tex.							
								Tor.	9.00	0-1	1	4	10	4	

TOM NIEDENFUER* LIFETIME								MARK WILLIAMSON LIFETIME							
ERA	W-L-S	G	IP	H	ER	HR		ERA	W-L-S	G	IP	H	ER	HR	
4.99	3-5-13	45	52.1	55	29	11		4.03	8-9-3	61	125	122	56	12	
4.71	2-0-7	25	28.2	30	15	6		4.57	5-5-2	34	61	60	31	6	
5.32	1-5-6	20	23.2	25	14	5		3.66	3-4-1	27	64	62	26	6	
4.91	0-2-0	7	7.1	10	4	1		vs. Bos.	8.25	0-1-0	4	12	18	11	
1.59	0-0-2	3	5.2	5	1	1		Cal.	2.13	3-1-0	5	12.2	11	3	
0.00	0-0-0	1	0.1	1	0	0		Chi.	1.69	1-0-2	4	10.2	2	2	
4.91	0-1-1	3	3.2	3	2	0		Cle.	5.02	2-2-1	7	14.1	14	8	
4.32	1-0-2	6	8.1	5	4	3		Det.	5.40	0-1-0	4	10	10	6	
0.00	1-0-3	4	3	0	0	0		K.C.	4.50	1-1-0	4	8	13	4	
10.13	0-0-1	2	2.2	5	3	1		Min.	5.40	0-1-0	4	6.2	9	4	
6.35	0-0-0	3	5.2	6	4	1		N.Y.	0.00	1-0-0	6	6	0	0	
2.45	0-2-3	3	3.2	2	1	1		Oak.	3.60	0-1-0	4	10	13	4	
7.36	1-0-0	4	3.2	3	3	1		Sea.	7.71	0-0-0	3	4.2	9	4	
6.00	0-0-1	4	3	6	2	1		Tex.	2.19	0-0-0	6	12.1	9	3	
13.50	0-0-1	2	1.1	2	2	0		Tor.	4.50	0-1-0	4	6	4	3	
6.75	0-0-0	3	4	7	3	1			2.84	0-0-0	6	12.2	10	4	
5.81	1-2-2	19	26.1	29	17	8	1st Half	4.42	3-6-3	32	71.1	69	35	7	
4.15	2-3-11	26	26	26	12	3	2nd Half	3.52	5-3-0	29	53.2	53	21	5	

*American League only

BIRDS' FIRST GAME IN BALTIMORE IN '54

The modern American League Orioles made their Baltimore debut in Memorial Stadium on Apr. 15, 1954 before a crowd of 46,354 including Vice President Richard M. Nixon who threw out the first ball. Behind the seven hit pitching of Bob Turley who fanned nine, the Orioles of Jimmy Dykes defeated Paul Richards' White Sox, 3-1, in Baltimore's first American League game in 52 years. Chico Carrasquel, the Chicago shortstop, was the first to bat in the new stadium and singled off Turley.

Clint Courtney won the distinction of hitting the first home run in the brand new stadium (built on the site of the previous municipally owned ballpark used by the International League O's). It was a bases empty blast off Virgil Trucks who also yielded a solo homer to Vern Stephens in the fourth and was the losing pitcher.

The Birds' starting lineup in that game was: Bobby Young, 2b; Eddie Waitkus, 1b; Gil Coan, cf; Vic Wertz, rf; Sam Mele, lf; Stephens, 3b; Billy Hunter, ss; Courtney, c and Turley, p.

ORIOLES ALL-STAR GAME SELECTEES

1954 Bob Turley (DNP)	1966 Steve Barber (DNP) Andy Etchebarren (DNP) Brooks Robinson (ST) Frank Robinson (ST)	1974 Mike Cuellar (DNP) Bobby Grich Brooks Robinson (ST)
1955 Jim Wilson (DNP)	1967 Andy Etchebarren (DNP) Brooks Robinson (ST) Frank Robinson (DNP)	1975 Jim Palmer (DNP)
1956 George Kell (ST)	1968 Dave Johnson Boog Powell Brooks Robinson (ST)	1976 Mark Belanger Bobby Grich (ST)
1957 George Kell (ST) Billy Loes Gus Triandos (DNP)	1969 Paul Blair Dave Johnson* Dave McNally Boog Powell (ST) Brooks Robinson Frank Robinson (ST)	1977 Jim Palmer (ST)† Ken Singleton
1958 Billy O'Dell Gus Triandos (ST)	1970 Mike Cuellar (DNP) Dave Johnson (ST)† Dave McNally (DNP) Jim Palmer (ST)† Boog Powell (ST) Brooks Robinson Frank Robinson (ST)	1978 Jim Palmer (ST)† Mike Flanagan (DNP) Eddie Murray (DNP)
1959 Billy O'Dell† Gus Triandos (ST)† Jerry Walker (ST)† Hoyt Wilhelm (DNP 1st) Gene Woodling†	1971 Don Buford Mike Cuellar Jim Palmer Boog Powell* Brooks Robinson (ST) Frank Robinson (ST)	1979 Ken Singleton Don Stanhouse (DNP)
1960 Chuck Estrada (DNP 2nd) Jim Gentile (DNP 2nd) Ron Hansen (ST, both) Brooks Robinson	1972 Pat Dobson (DNP) Bobby Grich (ST)† Dave McNally Jim Palmer (ST)† Brooks Robinson (ST)	1980 Al Bumby Steve Stone (ST)†
1961 Jack Brandt (DNP 2nd) Jim Gentile (DNP 2nd) Brooks Robinson (ST, both) Hoyt Wilhelm (DNP, 2nd)	1973 Paul Blair Brooks Robinson (ST)	1981 Scott McGregor (DNP) Eddie Murray Ken Singleton (ST)
1962 Jim Gentile Milt Pappas Brooks Robinson Hoyt Wilhelm*	1974 Eddie Murray (DNP) Eddie Murray Cal Ripken	1982 Eddie Murray
1963 Luis Aparicio Brooks Robinson Steve Barber*	1975 Eddie Murray (ST) Cal Ripken (ST)	1983 Tippy Martinez (DNP) Eddie Murray Cal Ripken
1964 Luis Aparicio* Brooks Robinson (ST) Norm Siebern	1976 Eddie Murray (ST) Cal Ripken (ST)	1984 Cal Ripken (ST) Eddie Murray Mike Boddicker (DNP)
1965 Milt Pappas (ST)† Brooks Robinson (ST)	1977 Eddie Murray (ST) Cal Ripken (ST)	1985 Eddie Murray (ST) Cal Ripken (ST)
	1978 Cal Ripken (ST) Terry Kennedy (ST)	1986 Don Aase Eddie Murray (DNP) Cal Ripken (ST)

MANAGERS: Paul Richards, '61'; Hank Bauer, '67; Earl Weaver, '70, '71, '72, '74; '80; Joe Altobelli, '84.

* - Selected but did not attend due to injury
† - Selected for 1st game only
‡ - Started but not elected
§ - Honorary Manager
** Replaced Casey Stengel, who left Yankees after they won pennant in '60

ALL-STAR GAME NOTES

1987: Both **Cal Ripken Jr.** and **Terry Kennedy** were in the A.L. starting lineup at Oakland in the 58th all-star game, and both players reached milestones. **Ripken** became the first A.L. shortstop to start 4 straight all-star games and only the 3rd ever (**Ozzie Smith** 5, '83-'87) and **Marty Marion** (4, '43-'47, no game in '45). **Ripken** and NY's **Dave Winfield** became the only 2 A.L. players to start the last 4 all-star games. **Kennedy** joined **Ted Simmons** as the only 2 catchers in baseball history to have started an all-star game for both leagues (**Terry** also started for the NL in '85). He became only the 2nd Oriole catcher ever to start (**Gus Triandos** started in '58 & '59).

With 1,511,103 votes, **Ripken** was 2nd in the A.L. voting behind Boston's **Wade Boggs** (1,529,819). **Ripken** had led in the voting up until the final week. He finished with 852,832 more votes than any other A.L. shortstop.

In the game, won by the National League, 2-0 in 13 innings, **Ripken** was 1-for-2 with a single and **Kennedy** was 0-for-2 with a strikeout, one of 17 in the game.

Elected Orioles Starters: **Ripken** joined **Brooks Robinson** as the only 2 Orioles to be elected to start 4 consecutive all-star games. **Brooks** was elected to the starting lineup '71 thru '74. Sixteen Orioles

ORIOLES ALL STAR GAME NOTES (Cont.)

have been elected to start in the 17 years of fan voting. In addition to **Ripken** and **Brooks**, Orioles who have been elected to starting positions are **Boog Powell** ('70,'71), **Frank Robinson** ('70,'71), **Bobby Grich** ('76), **Ken Singleton** ('81), **Eddie Murray** ('85) and **Kennedy** ('87).

Selection of the starting team was returned to the fans in '70 under the sponsorship of the Gillette Company in cooperation with Major League Baseball. Following the ballot box "stuffing" incident in Cincinnati in '57, responsibility was entrusted to major league players for 12 years ('58 thru '69). Last year, for the first time, USA Today began sponsorship of the fan balloting.

Orioles All-Star MVPs: Three Orioles have won "MVP" honors in all-star competition: **Billy O'Dell** ('58), **Brooks Robinson** ('66) and **Frank Robinson** ('71).

O'Dell, the former Orioles left-hander who also pitched for the Giants, Braves and Pirates, hurled the last three innings of the only all-star game ever played in Baltimore and retired all nine batters he faced to protect a one-run lead, thus giving the A.L. a 4-3 win.

Brooks won the '66 Arch Ward Memorial Trophy on the strength of a 3-for-4 effort at bat (including a triple) and an 8-for-8 performance afield. He was the first player from a losing team to be so honored.

Frank's fourth inning home run at Detroit in '71 put the A.L. on top to stay and earned him "mvp" honors. It was the first all-star victory since '62 for the A.L., which did not win another all-star game until '83.

ORIOLES ALL-STAR HOME RUNS

PLAYER	DATE	SITE	PITCHER	INNING	MEN ON
Brooks Robinson	July 11, '67	Anaheim	Ferguson Jenkins	6th	None
Frank Robinson	July 13, '71	Detroit	Dock Ellis	3rd	One
Ken Singleton	August 9, '81	Cleveland	Tom Seaver	2nd	None

ORIOLES CHAMPIONSHIP SERIES SUMMARY

Game No.	Date	Site	Line Score	Attendance
1969				
1	10/4 (Sat.)	BAL.	Min. 3- 4-2 (12) Bal. 4-10-1 (12) J. Perry, Perranoski (9) (L) Cuellar, Richert (9), Watt (10), Lopez (12), D. Hall (12) (W) HR: F. Robinson, Belanger, Powell, Oliva GWRB: Blair	39,324
2	10/5 (Sun.)	BAL.	Min. 0- 3-1 Bal. 1- 8-0 (11) Boswell (L), Perranoski (11) McNally (W) HR: None GWRB: Motton	41,704
3	10/6 (Mon.)	MIN.	Bal. 11-18-0 Min. 2-10-2 Palmer (W) R. Miller (L), Woodson (2), T. Hall (4), Worthington (5), Grzenda (6), Chance (7), Perranoski (9) HR: Blair GWRB: Hendricks	32,735 (113,763)
1970				
1	10/3 (Sat.)	MIN.	Bal. 10-13-0 Min. 6-11-2 Cuellar, D. Hall (5) (W) J. Perry (L), Zepp (4), Woodson (5), Williams (6), Perranoski (9) HR: Cuellar (3 on, J. Perry), Buford, Powell, Killebrew GWRB: B. Robinson	26,847
2	10/4 (Sun.)	MIN.	Bal. 11-13-0 Min. 3- 6-2 McNally (W) T. Hall (L), Zepp (4), Williams (5), Perranoski (8), Tiant (9) HR: F. Robinson, Killebrew, Oliva, D. Johnson GWRB: Powell	27,490
3	10/5 (Mon.)	BAL.	Min. 1- 7-2 Bal. 6-10-0 Kaat (L), Blyleven (3), T. Hall (5), J. Perry (7) Palmer (W) HR: D. Johnson GWRB: Powell	27,608 (81,945)
1971				
1	10/3 (Sun.)	BAL.	Oak. 3- 9-0 Bal. 5- 7-1 Blue (L), Fingers (8) McNally (W) , Watt (8) (S) HR: None GWRB: Blair	42,621
2	10/4 (Mon.)	BAL.	Oak. 1- 6-0 Bal. 5- 7-0 Hunter (L) Cuellar (W) HR: B. Robinson, Powell-2, Hendricks GWRB: B. Robinson	35,003
3	10/5 (Tue.)	OAK.	Bal. 5-12-0 Oak. 3- 7-0 Palmer (W) Segui (L), Fingers (5), Knowles (7), Locker (7), Grant (8) HR: Jackson-2, Bando GWRB: B. Robinson	33,176 (110,800)

ORIOLES CHAMPIONSHIP SERIES (Cont.)

Game No.	Date	Site	Line Score	Attendance
1973				
1	10/6 (Sat.)	BAL.	Oak. 0- 5-1 Bal. 6-12-0 Blue (L), Pina (1), Odom (3) Fingers (8) Palmer (W) HR: None GWRB: T. Davis	41,279
2	10/7 (Sun.)	BAL.	Oak. 6- 9-0 Bal. 3- 8-0 Hunter (W), Fingers (8) (S) McNally (L), Reynolds (8), G. Jackson (9) HR: Campaneris, Rudi, Bando-2 GWRB: Rudi	48,425
3	10/9 (Tue.)	OAK.	Bal. 1- 3-0 Oak. 2- 4-3 (11) Cuellar (L) Holtzman (W) HR: Williams, Campaneris GWRB: Campaneris	34,367
4	10/10 (Wed.)	OAK.	Bal. 5- 8-0 Oak. 4- 7-0 Palmer, Reynolds (2), Watt (7) G. Jackson (7) (W) Blue, Fingers (7) (L) HR: Etchebarren, Grich GWRB: Grich	27,497
5	10/11 (Thu.)	OAK.	Bal. 0- 5-2 Oak. 3- 7-0 Alexander (L), Palmer (4) Hunter (W) HR: None GWRB: Rudi	24,265 (175,833)
1974				
1	10/5 (Sat.)	OAK.	Bal. 6-10-0 Oak. 3- 9-0 Cuellar (W), Grimsley (9) Hunter (L), Odom (5), Fingers (9) HR: Blair, B. Robinson, Grich GWRB: T. Davis	41,609
2	10/6 (Sun.)	OAK.	Bal. 0- 5-2 Oak. 5- 8-0 McNally (L), Garland (6) Reynolds (7), G. Jackson (8) Holtzman (W) HR: Bando, Fosse GWRB: Bando	42,810
3	10/8 (Tue.)	BAL.	Oak. 1- 4-2 Bal. 0- 2-1 Blue (W) Palmer (L) HR: Bando GWRB: Bando	32,060
4	10/9 (Wed.)	BAL.	Oak. 2- 1-0 Bal. 1- 5-1 Hunter (W), Fingers (8) (S) Cuellar (L), Grimsley (5) HR: None GWRB: Tenace	28,136 (144,615)
1979				
1	10/3 (Wed.)	BAL.	Cal. 3- 7-1 Bal. 6- 6-0 (10) Ryan, Montague (8) (L) Palmer, Stanhouse (10) (W) HR: Ford, Lowenstein GWRB: Lowenstein	52,787
2	10/4 (Thu.)	BAL.	Cal. 8-10-1 Bal. 9-11-1 Frost (L), Clear (2), Aase (8) Flanagan (W) , Stanhouse (8) HR: Ford, Murray GWRB: Kelly	52,108
3	10/5 (Fri.)	CAL.	Bal. 3- 8-3 Cal. 4- 9-0 D. Martinez, Stanhouse (9) (L) Tanana, Aase (6) (W) HR: Baylor GWRB: Harlow	43,199
4	10/6 (Sat.)	CAL.	Bal. 8-12-1 Cal. 0- 6-0 McGregor (W) Kriapp (L), Laroche (3), Frost (4), Montague (7), Barlow (9) HR: Kelly GWRB: Singleton	43,199 (191,293)
1983				
1	10/5 (Wed.)	BAL.	Chi. 2- 7-0 Bal. 1- 5-1 Hoyt (W) McGregor (L), Stewart (7), T. Martinez (7) HR: None GWRB: Paciorek	51,289
2	10/6 (Thu.)	BAL.	Chi. 0- 5-2 Bal. 4- 6-0 F. Bannister (L), Barojas (7) Lamp (8) Boddicker (W) HR: Roenicke GWRB: None	52,347
3	10/7 (Fri.)	CHI.	Bal. 11- 8-1 Chi. 1- 6-1 Flanagan (W) , Stewart (6) (Sv) Dotson (L), Tidrow (6), Koonsman (9), Lamp (9) HR: Murray GWRB: Murray	46,635
4	10/8 (Sat.)	CHI.	Bal. 3- 9-0 Chi. 0-10-0 (10) Davis, T. Martinez (7) (W) Burns (L), Barojas (10), Agosto (10), Lamp (10) HR: Landrum GWRB: Landrum	45,477 (195,748) (1,013,997)
1986				
1	10/5 (Wed.)	L.A.	Bal. 5- 9-0 L.A. 2- 3-0 McNally, Drabowsky (3) (W) Drysdale (L), Mceller (3), R. Miller (5), Perranoski (8) HR: F. Robinson, B. Robinson, LeFebvre GWRB: F. Robinson	55,941
2	10/6 (Thu.)	L.A.	Bal. 6- 8-0 L.A. 0- 4-6 Palmer (W) Koufax (L), Perranoski (7), Regan (8), Brewer (9) HR: None GWRB: None	55,947
3	10/8 (Sat.)	BAL.	L.A. 0- 6-0 Bal. 1- 3-0 Osteen (L), Regan (8) Bunker (W) HR: Blair GWRB: Blair	54,445
4	10/9 (Sun.)	BAL.	L.A. 0- 4-0 Bal. 1- 4-0 Drysdale (L) McNally (W) HR: F. Robinson GWRB: F. Robinson	54,458 (220,791)

ORIOLES WORLD SERIES SUMMARY

Game No.	Date	Site	Line Score	Attendance
1966				
1	10/5 (Wed.)	L.A.	Bal. 5- 9-0 L.A. 2- 3-0 McNally, Drabowsky (3) (W) Drysdale (L), Mceller (3), R. Miller (5), Perranoski (8) HR: F. Robinson, B. Robinson, LeFebvre GWRB: F. Robinson	55,941
2	10/6 (Thu.)	L.A.	Bal. 6- 8-0 L.A. 0- 4-6 Palmer (W) Koufax (L), Perranoski (7), Regan (8), Brewer (9) HR: None GWRB: None	55,947
3	10/8 (Sat.)	BAL.	L.A. 0- 6-0 Bal. 1- 3-0 Osteen (L), Regan (8) Bunker (W) HR: Blair GWRB: Blair	54,445
4	10/9 (Sun.)	BAL.	L.A. 0- 4-0 Bal. 1- 4-0 Drysdale (L) McNally (W) HR: F. Robinson GWRB: F. Robinson	54,458 (220,791)

ORIOLES WORLD SERIES SUMMARY (Cont.)

Game No.	Date	Site	Line Score	Attendance	
1969					
1	10/11 (Sat.)	BAL. N.Y.	1- 6-1 Bal. 4- 6-0 HR: Buford GWRBI: Buford	Seaver (L), Caldwell (6), Taylor (7) Cuellar (W)	50,429
2	10/12 (Sun.)	BAL. N.Y.	2- 6-0 Bal. 1- 2-0 HR: Clendenon	Koosman (W), Taylor (9) (S) McNally (L) GWRBI: Weis	50,660
3	10/14 (Tue.)	N.Y. BAL.	0- 4-1 N.Y. 5- 6-0 HR: Agee, Kranepool	Palmer (L), Leonhard (7) Gentry (W) , Ryan (7) (S) GWRBI: Agee	56,335
4	10/15 (Wed.)	N.Y. BAL.	1- 6-1 N.Y. 2-10-1 HR: Clendenon	Cuellar, Watt (8), Hall (10) (L) Richert (10) Seaver (W) GWRBI: None	57,367
5	10/16 (Thu.)	N.Y. Bal.	3- 5-2 N.Y. 5- 7-0 HR: McNally, F. Robinson, Clendenon, Weis GWRBI: Swoboda	McNally, Watt (L) Koosman (W)	57,397 (272,378)
1970					
1	10/10 (Sat.)	CIN. Bal.	4- 7-2 Cin. 3- 5-0 HR: L. May, Powell, Hendricks, B. Robinson GWRBI: B. Robinson	Palmer (W), Richert (9) (S) Nolan (L), Carroll (7)	51,531
2	10/11 (Sun.)	CIN. Bal.	6-10-2 Cin. 5- 7-0 HR: Tolan, Powell, Bench GWRBI: Hendricks	Cuellar, Phoebus (3) (W) , Drabowsky (5), Lopez (7), D. Hall (7) (S) McGlothin, Wilcox (5) (L), Carroll (5), Gullett (8)	51,531
3	10/13 (Tue.)	BAL. Cin.	3- 9-0 Bal. 9-10-1 HR: F. Robinson, Buford, McNally (3 on, Granger) GWRBI: B. Robinson	Cloninger (L), Granger (6), Gullett (7) McNally (W)	51,773
4	10/14 (Wed.)	BAL. Cin.	6- 8-3 Bal. 5- 8-0 HR: B. Robinson, Rose, L. May GWRBI: L. May	Nolan, Gullett (3), Carroll (6) (W) Palmer, Watt (8) (L), Drabowsky (9)	53,007
5	10/15 (Thu.)	BAL. Cin.	3- 6-0 Bal. 9-15-0 HR: F. Robinson, Rettenmund GWRBI: Blair	Merritt (L), Granger (2), Wilcox (3) Cloninger (5), Washburn (7), Carroll (8) Cuellar (W)	45,341 (253,183)
1971					
1	10/9 (Sat.)	BAL. Pit.	3- 3-0 Bal. 5-10-3 HR: F. Robinson, Rettenmund, Buford GWRBI: Rettenmund	Ellis (L), Moose (3), R. Miller (7) McNally (W)	53,229
2	10/11 (Mon.)	BAL. Pit.	3- 8-1 Bal. 11-14-1 HR: Hebner GWRBI: B. Robinson	B. Johnson (L), Kison (4) Moose (4), Veale (5), R. Miller (6), Giusti (8) Palmer (W) , R. Hall (9) (S)	53,239
3	10/12 (Tue.)	PIT. Bal.	1- 3-3 Pit. 5- 7-0 HR: Robertson, F. Robinson GWRBI: Clemente	Cuellar (L), Dukes (7), Watt (8) Blass (W)	50,403
4	10/13 (Wed.)	PIT. Bal.	3- 4-1 Pit. 4-14-0 HR: None GWRBI: M. May	Dobson, G. Jackson (6), Watt (7) (L), Richert (8) Walker, Kison (1) (W) , Giusti (8) (S)	51,378
5	10/14 (Thu.)	PIT. Bal.	0- 2-1 Pit. 4- 9-0 HR: Robertson GWRBI: Robertson	McNally (L), Leonhard (5), Dukes (6) Bries (W)	51,377
6	10/16 (Sat.)	BAL. Pit.	2- 9-1 Bal. 3- 8-0 HR: Clemente, Buford GWRBI: B. Robinson	Moose, B. Johnson (6), Giusti (7), R. Miller (9) (L) Palmer, Dobson (10), McNally (10) (W)	44,174
7	10/17 (Sun.)	BAL. Pit.	2- 6-1 Bal. 1- 4-0 HR: Clemente GWRBI: Clemente	Blass (W) Cuellar (L), Dobson (9), McNally (9)	47,291 (351,091)
1979					
1	10/10 (Wed.)	BAL. Pit.	4-11-3 Bal. 5- 6-3 HR: DeCinces, Stargell GWRBI: Lowenstein	Kison (L), Rooker (1), Romo (5), D. Robinson (6), G. Jackson (8) Flanagan (W)	53,735
2	10/11 (Thu.)	BAL. Pit.	3-11-2 Bal. 2- 6-1 HR: Murray GWRBI: Sanguillen	Blyleven, D. Robinson (7) (W) , Tekulve (9) (S) Palmer, T. Martinez (8), Stanhouse (9) (L)	53,739
3	10/12 (Fri.)	PIT. Bal.	8-13-0 Pit. 4- 9-2 HR: Ayala GWRBI: Garcia	McGregor (W) Candelaria (L), Romo (4), G. Jackson (7), Tekulve (8)	50,848

4	10/13 (Sat.)	PIT. Bal.	9-12-0 Pit. 6-17-1 HR: Stargell GWRBI: Crowley	D. Martinez, Stewart (2), Stone (5), Stoddard (7) (W) Bibby, G. Jackson (7), D. Robinson (8), Tekulve (8) (L)	50,883
5	10/14 (Sun.)	PIT. Bal.	1- 6-2 Pit. 7-13-1 HR: None GWRBI: Madlock	Flanagan (L), Stoddard (7), D. Martinez (7), Stanhouse (8) Rooker, Blyleven (6) (W)	50,920
6	10/16 (Tue.)	BAL. Pit.	4-10-0 Bal. 0- 7-1 HR: None GWRBI: Parker	Candelaria (W) , Tekulve (7) (S) Palmer (L), Stoddard (9)	53,739
7	10/17 (Wed.)	BAL. Pit.	4-10-0 Bal. 1- 4-2 HR: Dauer, Stargell	Bibby, D. Robinson (5), G. Jackson (5) (W) , Tekulve (8) (S) McGregor (L), Stoddard (9), Flanagan (9), Stanhouse (9), T. Martinez (9), D. Martinez (9)	53,733 (367,597)
1983					
1	10/11 (Tue.)	BAL. Pha.	2- 5-0 Bal. 1- 5-1 HR: Dwyer, Morgan, Maddox GWRBI: Maddox	Denny (W) , Holland (8) (S) McGregor (L), Stewart (9), T. Martinez (9)	52,204
2	10/12 (Wed.)	BAL. Pha.	1- 3-0 Bal. 4- 9-1 HR: Lowenstein GWRBI: Dempsey	Hudson (L), Hernandez (5), Anderson (6), Reed (8) Boddicker (W)	52,132
3	10/14 (Fri.)	PHA. Bal.	3- 6-1 Pha. 2- 8-2 HR: Matthews, Morgan, Ford GWRBI: None	Flanagan, Palmer (5) (W) , Stewart (7), T. Martinez (9) (S) Carlton (L), Holland (7)	65,792
4	10/15 (Sat.)	PHA. Bal.	5-10-1 Pha. 4-10-0 HR: None GWRBI: Shelby	Davis (W) , Stewart (6), T. Martinez (8) (S) Denny (L), Hernandez (6), Reed (6), L. Anderson (8)	66,947
5	10/16 (Sun.)	PHA. Bal.	5- 5-0 Pha. 0- 5-1 HR: Murray-2, Dempsey GWRBI: Murray	McGregor (W) Hudson (L), Bystrom (5), Hernandez (6) Reed (9)	67,064 (1,769,179)

ORIOLES POST-SEASON NOTES

ALCS: The O's hold many ALCS/LCS records including: Most LCS (7, in 19 year history of divisional play), Most LCS won (5), Most LCS games won (18). Their W-L percentage (.692, 18-8), is surpassed only by the Mets (.714, 10-4) and Red Sox (.700, 7-3).

The O's won the first 10 ALCS games they played (including the first 9 ever played) . . . They swept the Twins twice ('69-'70) and A's ('71) in the first 3 ALCS, then won game #1 against Oakland in '73 before losing the 2nd game that year . . . The Orioles are 9-4 at home and on the road.

WORLD SERIES: Baltimore has gone 3-3 in 6 WS, but has a .576 pct. in games (19-14) . . . The Birds are 10-7 at home and 9-7 on the road.

POST-SEASON TOTAL: In 59 post-season games, the O's are 37-22 (.627). They are 19-11 at home and 18-11 away.

ATTENDANCE: In 26 ALCS games, the O's have played to 1,020,384, an average of 39,246. They've played 13 of those at home and have drawn 548,443 (average 42,188).

In 33 WS games attendance has totaled 1,769,179 (average 53,611). At home for 17 WS dates the Birds have pulled 877,518 (average 51,619).

The Orioles 59 total post-season games have attracted 2,789,563 (average 47,281). At Memorial Stadium there have been 30 post-season events which have drawn a total of 1,425,961 (average 47,514).

The 3 biggest crowds to watch the O's in a WS were games 5, 4, & 3 (67,064; 66,947 and 65,792) of '83, all at Philadelphia. The largest attendance for a WS game in Baltimore was 54,458 for game #4 (final game) vs. Dodgers in '66.

The biggest house for an Orioles LCS game was 52,787 for game #1 at Baltimore vs. the Angels in '79 (the "Tonight, Let it be Lowenstein" game).

ORIOLES WORLD SERIES SHARES BY YEAR

Since 1960 (the first year they qualified for a share), the O's have finished in the first division 21 times in 28 seasons, thereby qualifying in all but 7 years ('62, '67, '78, '84, '85, '86, '87) for a share of the WS pool (combined since '69 with the LCS). (Cont. on page 200.)

JEWELS

THE ORIOLES—PAST AND PRESENT

Major League Baseball returned to the City of Baltimore in 1954 after an absence of more than half a century.

The transfer of the St. Louis Browns to Baltimore represented the first inter-city shift of an American League club in 52 seasons. Ironically, it was Baltimore that had been victimized in the last previous move. The Orioles, a charter franchise in the new league in '01, moved to New York under shadowy circumstances after the 1902 season. There, they were re-named, first the "Highlanders", then later—gaspl!—the "Yankees".¹

Some 34 seasons have elapsed since the Orioles set up shop on 33rd Street, and, for the last 31 of them, the Baltimore Club has maintained the best won-lost percentage in all of major league baseball (see page 20). This, despite the losing efforts of the past 2 years.

During this span of just over 3 decades, the Orioles have finished first 8 times, captured 6 American League pennants, and won 3 World Series. They've also been runners-up 8 times, and have recorded 25 winning seasons, including, at one stretch, 18 in a row from 1968 thru 1985.²

IN THE BEGINNING

That winning tradition is not peculiar to the modern Orioles, however. It took root a long time ago. There are no fewer than 20 former Orioles players in the Baseball Hall of Fame at Cooperstown, and 14 of them played here before 1954 (see page 94).

The history of professional baseball in Baltimore dates back 116 years to 1872, when the city was represented in the National Association, an important forerunner of today's major leagues.

Baltimore's baseball heritage was richly embellished in the formative years by:

—A left-hander named **Matt Kilroy**, who won 46 games for the American Association O's in 1887;

—Three straight National League pennant winners ('94, '95, '96), a team that would ultimately produce 6 Hall of Famers³;

—The manager of that championship team, an innovative man named **Ned Hanlon**, who with the help of his talented athletes did much to shape the future of baseball strategy⁴;

—Legendary all-time greats **Babe Ruth**, **Lefty Grove**, and **John McGraw** to name a few;

—**Jack Dunn**, whose name has long been synonymous with baseball in Baltimore. An infielder and pitcher with the city's original A.L. franchise, Dunn subsequently owned and managed the International League Orioles for 22 eventful seasons from 1907 thru 1928.

Among his many achievements: signing **Ruth** to his first professional contract, and winning 7 straight pennants from 1919 thru 1925⁵. It was the **Dunn** family that kept professional baseball alive and well in Baltimore during most of those 51 years between big league franchises⁶;

—And, by a crowd of 52,833 that attended a Little World Series game at Municipal Stadium (on the same site as Memorial Stadium) between the Orioles and Louisville Colonels on Oct. 9, 1944. That same afternoon in St. Louis, the Cardinals and Browns played the decisive 6th game of the World Series before a crowd that was 20,203 smaller at Sportsman's Park (att. 32,630).⁷

RETURN TO THE MAJORS

Officially the American League returned to Baltimore on Sep. 29, 1953. That was the day American League owners, meeting in New York, unanimously approved the purchase of a controlling interest in the St. Louis Browns from previous owner **Bill Veeck** by a group of Baltimore negotiators, led by Mayor **Tommy D'Alesandro Jr.** ("Old Tommy") and attorney **Clarence Miles**, who became the club's first president.

Unfortunately, only the name on the uniforms had changed. In 1954, the Orioles were merely the Browns transplanted. They were essentially the same team that had finished in the 2nd division for so many years in St. Louis (see "St. Louis Browns" below).⁸

The Birds, under the likable veteran manager **Jimmy Dykes**⁹, lost 100 games that season while winning only 54. But, as poor as that record was, it wasn't bad enough to finish last. Happily, that dubious honor belonged to the Philadelphia A's with a record of 51-103.

The Orioles' escape from the basement that year allowed them to maintain a notable distinction for 32 years. They had never finished last until the string finally ran out in 1986.

THE START OF SOMETHING BIG

The Orioles took the first big step in the right direction on Sep. 14, 1954 when they hired White Sox Manager **Paul Richards** to come aboard as both manager and general manager, succeeding **Dykes** and **Arthur Ehlers**¹⁰. **Richards**, a native of Waxahachie, Texas, and a catcher for the World Champion Detroit Tigers in '45, was a highly regarded strategist and a fine handler of pitchers. In Baltimore, he also became an aggressive administrator.

Not long after he arrived, **Richards** engineered a 17-player deal with the Yankees, probably the biggest in baseball history (see page 40 for details). The O's gave up **Bob Turley**, **Don Larsen**, shortstop **Bill Hunter** and 5 others. Among the 9 who came to Baltimore were two who proved to be very special: **Gus Triandos**, the Orioles' first legitimate long ball threat, and a slick fielding, crowd-pleasing shortstop named **Willy Miranda**. Those two helped keep the fans happy during those early years while the club struggled toward legitimacy.

In '55, **Richards** kept the revolving door well greased. A total of 54 players wore the black and orange that year, including 23 pitchers. While "Tall Paul" was wheeling and dealing at the major league player level, his farm department (Jim McLaughlin and Harry Dalton) was pursuing young amateur talent at a relentless pace all over the country.

Among those prospects was a kid from Little Rock, named **Brooks Robinson**, who would develop into the best fielding 3rd baseman of all-time, and would spend 23 seasons in an Orioles uniform before moving on to the Hall of Fame in Cooperstown.

Gradually, the Orioles began to improve. In 1957, **Richards**' 3rd season in Baltimore, the Birds finished at .500 (76-76) for the first time. In 1960, with a club comprising 10 regulars in their 20's, 7 of them rookies, the Birds nearly won their first pennant.¹¹

Richards was particularly adept at reconstructing the careers of fading veterans¹² and developing young pitchers. During his reign, the Orioles became famous for the "Kiddie Korps", a passel of hard-throwing youngsters who pitched in Baltimore from the mid-50s to the early 60s¹³.

THE NEXT STEP UP

In the fall of '58, the Orioles hired the Yankees' highly respected farm director **Lee MacPhail** as general manager, replacing **Richards**¹⁴ who nevertheless remained as field manager (until Sep. '61). **MacPhail** improved the fiscal and administrative efficiency of the operation and increased the productivity of the club's minor league system.

After the near miss of '60, the Orioles set a club record with 95 wins in '61 while **Diamond Jim Gentile**, acquired the year before from the Dodgers, gave Orioles fans an unprecedented show of power and production (46 home runs, including a major league record-tying 5 grand slams, and 141 RBI)¹⁵.

In '64, another near miss under the direction of "Manager of the Year" **Hank Bauer**. The Birds finished 3rd, but only 2 games back of the pennant-winning Yankees and produced their first American League MVP—**Brooks Robinson**.

MacPhail left the Orioles after the '65 season to join Baseball Commissioner **William D. "Spike" Eckert** as his principal advisor; but not before negotiating what was arguably the most important trade in the ballclub's history. It was the deal that brought National League superstar **Frank Robinson** from Cincinnati in exchange for the best pitcher the Orioles had ever had to that point, **Milt Pappas**¹⁶.

THE LAND OF PLEASANT LIVING

Just before **MacPhail** departed, **Jerry Hoffberger** and his family¹⁷ acquired a controlling interest in the franchise. The Hoffbergers owned the Baltimore-based National Brewing Company, and their highly successful advertising theme for many years was based on the concept that the Chesapeake Bay area was "The Land of Pleasant Living".

That was surely true for the Orioles who went on to enjoy a golden age of on-the-field prosperity. Over the next 6 seasons, the Orioles would win four pennants and in a period of 9 years would finish first six times.¹⁸

Hoffberger brought **Frank Cashen** from the brewery to serve as executive vice president, and promoted the club's talented farm director, **Harry Dalton**, to run the baseball program.

In '66, the Orioles not only won their first pennant, under **Hank Bauer**, they shocked the baseball world by sweeping the heavily favored Dodgers in four straight. **Frank Robinson**, in his first A.L. season, won the Triple Crown (.316, 49 hr, 122 rbi), and was MVP of both the American League and the World Series.

It had taken a player of **Frank's** stature to put the O's over the top, but the club was already blessed with considerable talent; players like **Brooks Robinson** and **Luis Aparicio** who would later join Frank in the Hall of Fame, long ball hitting 1st baseman **Boog Powell**, rookie 2nd baseman **Dave Johnson**, perennial gold glove centerfielder **Paul Blair**, and a couple of pitchers named **Jim Palmer** and **Dave McNally**, still the top 2 winners in Orioles history. All but **Frank** and **Aparicio** were products of the O's fertile farm system.

The O's slumped badly in '67¹⁹ and were going nowhere in '68 at the All-Star break when **Dalton** replaced **Bauer** with his longtime associate, **Earl Weaver**. The feisty 5'8" St. Louisan had enjoyed a remarkable career as a manager in the O's farm system. Over the next 14½ years he would experience even greater success at the major league level.

Having added the ultimate leadoff man (**Don Buford**), and a talented left-handed pitcher (**Mike Cuellar**), and having replaced one gold glove for another at shortstop (**Mark Belanger** for **Aparicio**), the O's would reign over the American League for the next 3 years.

In '69, '70 & '71, they became only the 3rd club in history to win 100 or more games for three straight years²⁰. They won the division title by 19, 15, and 12 games, and swept the first 3 American League Championship Series, 3 games to none²¹, over the Twins twice and A's once.

Following a humiliating loss to the New York Mets in the '69 World Series, the O's bounced back in '70 and took the Cincinnati Reds in a 5 game series that was thoroughly dominated by the brilliance of **Brooks Robinson**.

In '70, the O's had three 20-game winners (**McNally**, **Palmer** & **Mike Cuellar**); the next year they had 4 (add **Pat Dobson**), a feat that had occurred only once before in major league history²².

THAT OLD GANG OF MINE

After the Orioles lost a heartbreaking 7-game World Series to the Pirates in '71, **Dalton** left the ballclub to run the California Angels, and Executive VP **Cashen** added player personnel decisions to his responsibilities.

After their 4 pennants in 6 seasons, the O's began to perform some major surgery. **Frank Robinson** was traded and, a year later, so were **Dave Johnson**, **Buford** and others.

The '72 season was grim but with youngsters like **Bobby Grich**, **Don Baylor**, **Al Bumbry** and **Richie Coggins** joining forces with **Boog**, **Blair**, **Brooks**, and all those talented starters²³, the O's regained the division championship in '73, and defied the odds to win it again in '74.

On Aug. 28, '74, the O's were in 4th place, 8 games behind the first-place Red Sox. When the smoke had cleared 5 weeks later, the O's, who had gone 28-6 during that stretch, were on top of the heap, a shade ahead of the 2nd place Yankees, and a full 8 games up on the 3rd place Bosox.

THE PETERS PRINCIPLE

Cashen, who had acquired **Ken Singleton**, **Mike Torrez** and **Lee May** in a couple of glittering trades the previous winter, returned to the beer business after the '75 season²⁴. He was replaced by the widely respected & highly capable career baseball executive, **Hank Peters**, who had most recently served as president of the National Association (the minor leagues).

Not long after his arrival, **Peters** shook up the Orioles, trading for the flamboyant long-ball hitting **Reggie Jackson**²⁵. But of more long term significance was the 10-player deal he constructed with the Yankees in June '76. Three of the 5 players acquired in that deal contributed greatly to the Orioles many successes over the next decade: **Rick Dempsey**, **Tippy Martinez** and **Scott McGregor**.²⁶

The Orioles remained competitive well into the 80s despite serious losses from the new free agent re-entry system adopted in '76²⁷. Peters' Yankee deal, plus a fine farm system harvest in the early 70s which produced **Eddie**

Murray, **Mike Flanagan** and **Rich Dauer** among others, helped the cause immeasurably (from '76 thru '83, the O's won 2 golds and 5 silvers in 8 years).

THE BALTIMORE-WASHINGTON CONNECTION

In '79, right after the O's had lost a second 7-game World Series to the Pirates, the internationally renowned Washington attorney, **Edward Bennett Williams**, purchased the ballclub in its entirety.

Williams brought with him a new regional marketing concept designed to expand the Orioles appeal over a wider geographic area. The plan was to add metropolitan Washington and states to the south to a drawing area that had been basically limited to Maryland and parts of Pennsylvania and Delaware.

The program has met with popular acceptance by baseball fans all over "Birdland." Despite the Orioles' below-average performance on the field these past 4 seasons, attendance at Memorial Stadium has averaged over 2 million per year.

In the first four years of the **Williams-Peters** administration, the O's nearly captured 3 pennants though they had to settle for one. They won 100 games in '80 and finished 2nd, 3 games back of the Yankees; played the Brewers for the division championship on the final day of the '82 season and lost; then won it all in '83.

There were some remarkable achievements during that period. In '80, for example, there was a 5-game series against the Yankees in Baltimore that drew 249,605, the largest turnout in history for a single series.

Then, there was '82 when the O's went 33-10 (starting Aug. 10) down the stretch to tie the Brewers on the next-to-last day of the season by beating them in 3 straight pressure-packed games at Memorial Stadium. On the climactic day, however, the Brewers won big, to clinch their first division championship.

Yet, despite that crushing defeat, most of the crowd of over 51,000 remained in their seats for a full 45 minutes afterward. They stayed to applaud the players for their down-to-the-wire effort and to say goodbye to the manager, **Earl Weaver**, whose retirement had officially begun at game's end.

The emotion expressed so warmly and spontaneously by those loyal Orioles fans made it difficult to tell, in the dusk of that autumn afternoon, who had won the game and who had lost.

It was in '82 also that the son of the Orioles 3rd base coach, **Cal Ripken Jr.**, took his place in the Orioles starting lineup, a position he has not relinquished since—even for one game, and joined with **Eddie Murray**, who has since become the Orioles all-time home run champion, to form an awesome 1-2 punch.

3RD WORLD TITLE

Joe Altobelli, a veteran of many years in the Orioles organization before taking a 6-year sabbatical in '77, returned to manage the Birds to their 3rd world title in '83.

They won the division by 6 games, then beat the White Sox at Comiskey Park in game #4 on a dramatic 10th inning home run by the newest Oriole, **Tito Landrum**, that broke a scoreless tie²⁸.

Mike Boddicker was the playoff MVP for his 14-strikeout 4-0 win in game #2 after the O's had dropped the opener. The gritty right-hander repeated the process in the 2nd game of the World Series with a 3-hitter against the Phillies.²⁹

After splitting the first 2 games of the World Series in Baltimore against the Phillies, the action moved 90 miles north to Veteran's Stadium where the National League champions boasted the best home record in baseball. But, the Orioles swept the 3 games in Philadelphia, then cruised happily home down I95 with their 3rd world title in hand.

In the decisive 5th game, **Rick Dempsey** homered to clinch the World Series MVP award and **Eddie Murray** hit 2 electrifying home runs while **Scott McGregor** was blanking the Phillies on 5 hits.

The 1983 champions boasted 2 dominating players in **Murray** and **Ripken** and excellent pitching, but most observers credited the club's many "role" players with making the difference, for getting the most out of their abilities while submerging their own egos in the interest of winning.³⁰

CHANGES

Since that world championship season, the Orioles have experienced a series of unaccustomed setbacks on the field. None of the problems that developed was caused by lack of effort, but the results the past 2 years led **Edward Bennett Williams** to make major personnel changes in his baseball operations.

Earl Weaver, who had come out of retirement in mid-'85 to succeed **Altobelli**, was unable to right the ship, and a year and a half later **Cal Ripken Sr.**, 30 years an Oriole, was appointed manager.

Then, at the end of last season, **Williams** replaced **Hank Peters** and Farm Director **Tom Giordano** with **Roland Hemond** and **Doug Melvin**, moved **Frank Robinson** from the field to an executive position, and made a series of other moves to facilitate the Orioles' return to their customary competitiveness.

POSTSCRIPT

Notwithstanding the adversity of recent seasons, there have been many encouraging highlights, the memories of which have kept Orioles' junkies happy during the long, cold off-season, and created optimism for the future.

Not the least of these, from an Orioles point of view, was the exciting spectacle of a father, **Cal Ripken Sr.**, managing 2 of his very talented sons, and watching both cavort about 2nd base as one of the rare brother combinations at the keystone in major league history.³¹

FOOTNOTES

1—John McGraw, who had earlier starred for the N.L. Orioles in the 90s, was manager and part-owner of the A.L. O's until July of '02, when he departed abruptly for New York to manage the N.L. Giants. His right-hand man and business partner, Wilbert Robinson, took over the reins for the balance of the season.

McGraw was an obvious villain in this piece. Not only did he sell his stock in the club to the owner of the Giants, but he took several Orioles with him to New York (in mid-season, yet).

2—The Yankees are the only club that has ever produced a longer string of consecutive winning seasons—39, from '26 thru '64.

3—John McGraw, Wilbert Robinson, Hughie Jennings, Willie Keeler, Dan Brouthers and Joe Kelley are all in the Hall of Fame . . . Those 3 straight pennant winners batted, as a team, .343, .327 and .328.

4—The Orioles of the 1890s are credited with inventing the "squeeze play", and the "Baltimore chop"; and for developing the "hit and run" to a science. They, reportedly, were the first to slope the base lines so that bunted balls would not roll foul. It is also said that they helped establish the custom of taking spring training in a warm clime.

They were well known, as well, for their team play, place-hitting and aggressive base running. They had a reputation for playing despite injuries and their "never say die" attitude on the field . . . The expression "Old Oriole" is still widely used to describe a player with those qualities.

5—Hall of Famer Lefty Grove played for the O's during that period, as did many other future big leaguers . . . In the final year of that remarkable stretch, the Birds had a trio of pitchers—Tommy Thomas, George Earnshaw and Jack Ogden—who won, respectively, 32, 29 and 28 games.

6—His grandson, Jack Dunn III, carried on the family baseball tradition as a minor league player, manager, and club owner, and then for 34 years as an executive for the major league Orioles before his untimely death last June at the age of 65.

7—Old Oriole Park, at 29th St. and Greenmount Ave., had been the Orioles' home for many years, but it burned down on July 4th eve in '44. Municipal Stadium, a heretofore football-only facility, was rapidly converted for baseball and it was there that the International League Orioles won what would be their last minor league pennant that very same year ('44). It remained the home of the Orioles until major league baseball returned to the city 10 years later, and the new ballpark was completed on the Municipal Stadium site.

8—Third Baseman Vern Stephens was the Orioles home run leader that year. He hit 8 and the whole team together produced only 52 all season (19 of them in what was then a cavernous Memorial Stadium).

The brightest prospect was hard-throwing "Bullet Bob" Turley who went 14-15 under difficult circumstances and led the league in strikeouts. World Series hero-to-be Don Larsen was also on that team. He was 3-21.

9—Dykes and GM Arthur Ehlert both came from the Philadelphia A's, for whom Dykes had managed the previous 3 years after succeeding Connie Mack in that capacity ('51).

10—Richards came to Baltimore immediately and replaced Ehlert, who remained with the club a significant scouting capacity. Dykes, however, finished the season as field manager.

11—The O's were in a virtual tie for 1st with the Yankees on Sep. 15, '60, the day before a crucial 4-game series began in New York. The Yankees swept the series, thus ending the Orioles dream for that year.

12—Invariably, Richards was able to coax impressive efforts from seemingly washed-up hurlers. He taught most of them his pet weapon—the "slip pitch", an off-speed delivery with a sinking action . . . Among those past-prime vets who profited from Paul's instruction were Bill Wight, Hal Brown, Connie Johnson, Ray Moore, Jim Wilson and Arnie Portocarrero.

13—The "Kiddie Korps" names included Billy O'Dell, Milt Pappas, Jerry Walker, Wes Stock, Jack Fisher, Chuck Estrada and Steve Barber. Barber, incidentally, was the first of 24 Orioles 20-game winners ('63).

14—Richards left to become general manager of the newly created Houston franchise. His right-hand man and 3rd base coach, Luman Harris, finished out the season, then Billy Hitchcock was appointed to the job in '62. Two years later the old Yankee, Hank Bauer, took over.

15—Gentile shared the major league record with the Cubs' Ernie Banks until the Yankees' Don Mattingly hit 6 grand slams in '87.

16—The O's also sent the Reds outfielder Dick Simpson and reliever Jack Baldschun, both of whom had been acquired during the off-season and had never played a game for the Orioles.

17—Clarence Miles and Clyde Morris were the original authority figures of ownership when the club returned to Baltimore. Later, other local leaders—James Keelty, Joseph A.W. Iglehart and Zanyk Krieger ran the boardroom at various times until Hoffberger took over late in '65.

18—They won pennants in '66, '69, '70 & '71 and division titles in '73 & '74 (before losing to the Oakland A's both times in the ALCS).

19—The O's tied for 7th with the pesky Nats from Washington in '67 (in a 10-team league).

20—The O's won 109-108-101 games in those 3 seasons, matching the Philadelphia A's (29-'30-'31) and St. Louis Cardinals ('42-'43-'44).

21—The O's were 10-0 in ALCS clashes until losing game 2 in the '73 playoffs vs. Oakland.

22—The White Sox had four 20-game winners in '20, but didn't win the pennant: Red Faber, Dike Kerr, Ed Cicotte and Claude Williams.

23—Among them, Palmer, McNally and Cuellar combined for 16 20-win seasons for the O's: Palmer-8, McNally & Cuellar-4 each.

24—But he didn't stay long. Bitten by the baseball bug during his tenure with the O's, Frank joined the commissioner's office as administrator to Bowie Kuhn in '79, then hooked up with the Mets as executive vice president/general manager in '80. The rest is history.

25—The O's sent Don Baylor and pitchers Mike Torrez and Paul Mitchell to the A's for Jackson and a pair of hurlers, Ken Holtzman and Bill Van Bommel.

26—Rudy May and Dave Pagan also came to the O's. The Birds gave up Ken Holtzman, Doyle Alexander, Grant Jackson and Ellie Hendricks.

27—The O's lost Wayne Garland, Bobby Grich, Reggie Jackson and Royle Stillman, all to re-entr after the '76 season alone; then Dick Drago, Ross Grimsley and Elliott Maddox left thru the same window the next year.

28—Landrum had joined the club on Aug. 31 as the player-to-be-named later in the deal that sent Floyd Rayford to the Cardinals June 13. The O's scored 2 more runs in that inning and won, 3-0. Tippy Martinez was the winner and Britt Burns took the loss.

29—In 11 previous post-season events (6 ALCS & 5 WS), the O's had won the opening game each time. In '83 they dropped both openers.

30—The best example of success in role playing was in left field, where 3 players (John Lowenstein, Gary Roenicke and Benny Ayala) combined to hit .292 with 35 homers and 131 rbi (only while playing left field).

31—See Cal Sr.'s biography on page 105.

MEMORIAL STADIUM—A BRIEF HISTORY

Construction of Baltimore Memorial Stadium began on the site of old Municipal Stadium in 1949. A single deck concrete grandstand with no roof was completed in '50 with 20,000 chair seats¹, and home plate was moved from its original location (in what is now left field) to its present position. The stadium's external trappings were left unchanged. It was not yet a major league ballpark.

However, it was that facility which was officially dedicated and re-named "Memorial Stadium" when Mayor **Tommy D'Alessandro Jr.** ("Old Tommy") threw out the first ball for the International League Orioles '50 opener (Apr. 20).²

Soon after that dedication, plans to improve the stadium further, to satisfy major league requirements, were suspended when a second bond issue was defeated.

Finally in '53, bond loans were approved, and work began anew. Despite the construction, the I.L. Orioles continued to play there thru '53, as did the Baltimore Colts when they emigrated from Dallas (Texans) that same year.

Essentially the new stadium, seating capacity approximately 47,700, was completed in October '53, but refinements continued thru the spring of '54, the modern American League Orioles' first season in Baltimore. The cost of the project, built on 28¾ acres of city-owned property (and financed by 2 bond issues), was \$6 million.

Original Municipal Stadium

The original Municipal Stadium, completed in '24, was built expressly for football. However, when old Oriole Park (NW corner of Greenmount Ave. & 29th St. intersection), owned by the Dunn family, burned down on the night and early morning of July 3-4, '44, Municipal Stadium became, of necessity, the new home of the Orioles.

During a hastily scheduled 2-week road trip, the stadium was made ready for baseball. Later that year, the Orioles went on to win the International League pennant, then captured the Little World Series. One of those games, against the Louisville Colonels (American Association), drew an astonishing 52,833 which remained a Baltimore baseball attendance record until the '66 World Series.³

Changing Dimensions

Thru the years, the playing field has undergone significant dimensional changes. Inside the cavernous ballpark that greeted Orioles fans on opening day '54, home plate to dead center field measured 450'.⁴

Since then the outfield boundaries have been altered 4 times ('56, '59, '62 & '76), gradually reducing the distance to straightaway center 45' to 405', and the power alleys accordingly.⁵

Stadium Improvements

Originally the Orioles' dugout was on the first base side, and there was an 8' wall separating the front row of the boxes from the field. Baltimore led the world in foul territory⁶. That situation was rectified in '61 with the construction

of field box seats (2,600 of them), which necessitated building new dugouts. It was then that the home team moved to the 3rd base side.

In '64, 4 additional upper deck sections were added, increasing the capacity by another 2,600. In '70 (mid-season), a new scoreboard (now known as the old scoreboard) was installed and the original, squirrel-infested structure demolished.

Subsequently, the splintery benches (without backs) that covered the entire second deck were replaced by chairs and metal benches with back rests, and a 35th row was added.

In '80, 6 new towers, housing a new ticket window and additional ticket office space, storage areas and rest rooms, were completed.

In '85, new, badly needed Orioles administrative offices were constructed, and a large new state-of-the-art video board (Diamond Vision by Mitsubishi) was added in right-center field as a dramatic and colorful complement to its 15-year-old cousin in left center.

1—The original structure had nothing but bench-type seats.

2—The present facade and marquis over the main entrance were not erected until '53. It was then that the following inscription was engraved on the facade:

Erected by the City of Baltimore

1954

Dedicated by

The Mayor and the City Council
and the People of Baltimore City
in the State of Maryland

AS A MEMORIAL TO ALL
WHO SO VALIANTLY FOUGHT
AND SERVED IN THE WORLD
WARS WITH ETERNAL
GRATITUDE TO THOSE WHO
MADE THE SUPREME
SACRIFICE TO PRESERVE
EQUALITY AND FREEDOM
THROUGHOUT THE WORLD

TIME WILL NOT DIM THE GLORY OF THEIR DEEDS

A 2nd official dedication of the stadium to the Baltimore dead from the Korean War and World Wars I and II was held on Memorial Day '55 during a doubleheader vs. Boston.

3—The 6th game of the '44 World Series (Browns vs. Cardinals) played that same day drew only 31,630... See "St. Louis Browns" below.

4—Left and right-center were 447' from home plate... There was no "temporary" fence during the first 2 years, just the permanent walls plus a hedge (protected by a wire fence) that filled in the open end of the horseshoe.

In '55, O's centerfielder Chuck Diering immortalized himself by hauling in a Mickey Mantle blast with his back to the plate just before crashing into the hedge in deepest center field.

5—In '54 only 42 home runs were hit in 77 games at the stadium (a mere 19 by the O's), roughly one every 2 games... During the O's 1st 7 seasons here (thru '60), the Baltimore ballpark ranked last in the majors in home runs each year.

During the last 33 seasons, the contraction of the outfield distances and greater emphasis on the long ball have resulted in a 5-fold increase in home run production at Memorial Stadium (235 in 82 games last year, 2.87/game).

6—The bullpens were located within plain view in the left and right field corners (Detroit & Toronto are still that way).

THE ST. LOUIS BROWNS

The St. Louis Browns, the franchise from which the current Orioles descend, originated in Milwaukee in '01, the American League's first season. Before the '02 season began, the franchise had moved to St. Louis. It was after that same campaign that the original A.L. Orioles went to New York.¹

The Browns, who took the name that originated with St. Louis teams in the late 1800s,² played 52 seasons ('02-'53) in St. Louis and were probably the most consistently bad club in major league history. They were 3,416-4,465, .433³ (that's more than 1,000 games under .500); wound up in the 2nd division (5th thru 8th) 40 times; won just one pennant ('44, a war year), and finished 2nd only twice ('02 & '22).

George Sisler, one of 12 Hall of Famers who played and/or managed for the Browns⁴, was almost certainly the club's all-time best (and most significant) player. He would do credit to any franchise. In 13 seasons with the Brownies ('15 thru '27), he twice hit over .400 ('20-.407, '22-.420) and had a career average of .340.

Another outstanding contributor was outfielder **Ken Williams**, not in the Hall of Fame, who hit over .300 nine times in 10 St. Louis seasons and in '22 batted .332 with 34 doubles, 39 homers and 155 rbi. He was the home run champion that year with 4 more than Babe Ruth, and was the first ever to join the so-called "30-30" club—30 or more steals and 30 or more homers in the same year.

As you can see, '22 was a big year for both **Sisler** and **Williams** and the Browns set a club record for wins-93 (it was the only time in the history of the

franchise that their victory total reached the 90 level). They finished 2nd, one game back of the Yankees.

Despite the heroics of **Sisler** and **Williams**, however, when fans recall the Browns, they probably think first of a couple of guys named **Gray** and **Gaedel**.

Pete Gray, who had only one arm (his left), appeared in 77 games for the Browns in '45 (the last wartime season) at the age of 28. He batted .213 (234-51) with no homers and 13 rbi, and never returned to the big time.⁵

The appearance of **Eddie Gaedel**, at 3'7" and 65 pounds, was a product of club owner **Bill Veeck's** creative genius... The 26-year old midget was signed in '51 as a pinch hitter and, in his only plate appearance, he did what he was paid for, he drew a walk.

As a surprise pinch hitter for leadoff batter **Frank Saucier** in the home half of the 1st inning, little **Eddie** was walked on 4 pitches by Detroit pitcher **Bob Cain**, then promptly replaced by pinch runner Jim Delsing⁶.

The '44 A.L. pennant winners went 89-65 to finish one game ahead of the Tigers. They lost the World Series in 6 games to their hometown rivals, the Cardinals, in one of 3 World Series, played entirely in one stadium⁷ (Sportsman's Park was the regular season home of both clubs). The Browns won games #1 and #3 behind **Denny Galehouse** and **Jack Kramer** respectively and the Browns' only home run in the series was hit by 1st baseman **George McQuinn**.

In June '51, **Bill DeWitt**, who had been with the Browns since '16 (when **Branch Rickey** was gm), and his brother, **Charles**, sold their controlling interest to **Bill Veeck**. He operated the club for the next 2½ seasons. Twice in '53, **Veeck** attempted to bring the franchise to Baltimore himself, but could not get the necessary approval from American League owners... Subsequently (Sep. 29, '53), he sold his holdings to a group of Baltimore businessmen and the transfer was approved unanimously.

The Browns are gone from St. Louis, but not forgotten. The St. Louis Browns Fan Club, organized by Maryville College Professor Bill Borst in 1984, is alive and well. The members have even established a club hall of fame on the campus at Maryville (in St. Louis).

1—They were the 1st and 2nd franchise moves in A.L. history... The next one occurred 52 years later when the Browns came east to Baltimore.

2—The name came from the color of the stockings they wore.

3—The Seattle Mariners' won-lost percentage (.416, 719-1008) is lower, but they've played only 11 years... The San Diego Padres after 19 seasons are at .434 (1309-1706).

4—The other 11: Jim Bottomley (1b-mgr), Jesse Burkett (of), Rick Ferrell (c), Goose Goslin (of), Rogers Hornsby (2b-mgr), Heinie Manush (of), Satchel Paige (rhp), Eddie Plank (lhp), Branch Rickey (c-mgr), Rube Waddell (lhp) and Bobby Wallace (ss-mgr).

5—Gray, now 71, still lives in his native Nanticoke, Pa.

6—Gaedel died prematurely in 1961 at the age of 36.

7—The Yankees & Giants played all of the '21 & '22 World Series at the Polo Grounds. Yankee Stadium opened in '23.

ORIOLES HALL OF FAME

The Orioles Hall of Fame was created in 1977 to honor those who have made exceptional contributions to the franchise since Baltimore returned to the major leagues in 1954. It now comprises 15 members, and, in all likelihood, another will be added when the votes from the annual late winter election are counted.

Previous elected members in chronological order (year of election in parenthesis):

Brooks Robinson, 3b ('77)

Frank Robinson, of ('77)

Dave McNally, lhp ('78)

Boog Powell, 1b ('79)

Gus Triandos, c ('81)

Luis Aparicio, ss ('82)

Mike Cuellar, lhp ('82)

Mark Belanger, ss ('83)

Earl Weaver, mgr ('83)

Paul Blair, of ('84)

Paul Richards, mgr ('84)

Milt Pappas, rhp ('85)

Jim Palmer, rhp ('86)

Ken Singleton, of ('86)

Al Bumbry, of ('87)

The Orioles Hall of Fame was conceived by the Oriole Advocates, with the cooperation of the Orioles, at the suggestion of a couple of past presidents—The late **Allen Barrett** (who passed away in February) and **Jack Buckley**, back in 1977. The Advocates continue to administer the annual election through their Hall of Fame Committee ('88 President—**Bill Schofield**).

ORIOLES HALL OF FAME (Cont.)

To become a member, a candidate must be mentioned on 75% of the ballots cast by selected sports reporters and Orioles officials as well as Oriole Advocates who have been regular members for a minimum of 5 years. To qualify for nomination, he must have spent at least 3 seasons with the Orioles, and must be at least one year removed from the capacity in which he is being considered. Only one new member can be chosen thru the regular election each year.

This year a special Veteran's Committee has been formed to consider for membership those players, coaches and managers who have been passed over in all previous regular elections, but who have nevertheless demonstrated unusual ability.

To be eligible, candidates must **not** have represented the ballclub in the category of consideration for at least the last 20 years. Support from 75% of the Veterans' Committee (drawn from among senior members of the Oriole Advocates, the media, the Babe Ruth/Orioles Museum and the Orioles front office) will be required to elect. No more than one candidate will be admitted per year.

ORIOLES ENSHRINED AT COOPERSTOWN

Six "modern" ('54-'87) Orioles have been elected to the Baseball Hall of Fame at Cooperstown, New York—5 of them in a 4-year period from 1982 thru 1985 (year of induction and percentage of votes received are in parenthesis):

Robin Roberts ('76, 87%)
Frank Robinson ('82, 89%)
Brooks Robinson ('83, 92%)
George Kell ('83, Veterans Committee Selection)
Luis Aparicio ('84, 85%)
Hoyt Wilhelm ('85, 84%)

Fourteen others who played and/or managed for the Orioles during the early days of Baltimore's rich baseball heritage are also enshrined in the Hall (position in parenthesis):

Frank "Home Run" Baker (3b)	"Wee Willie" Keeler (of)
Roger Bresnahan (c)	Joe Kelley (of-if)
Dan Brouthers (1b)	Rube Marquard (p)
Wm. "Candy" Cummings (p)	Joe "Iron Man" McGinnity (p)
Robert M. "Lefty" Grove (p)	John McGraw (3b, mgr)
Rogers Hornsby (2b)	Wilbert Robinson (c, mgr)
Hughie Jennings (ss)	George Herman "Babe" Ruth (p, of)

FOUR MORE: There are 4 additional Hall of Famers who have represented Baltimore ballclubs, only one a player. He was right-handed pitcher **Charles "Chief" Bender** who was selected to the Hall on the strength of his 206-111 lifetime record with **Connie Mack's** Philadelphia A's, not on what he did in Baltimore. He was here for only one summer, 1914, and while pitching for the Terrapins in the ill-fated Federal League, compiled a forgettable 4-16 record.

The other 3 worked for the Orioles in non-playing capacities. **George Weiss**, who immortalized himself as a general manager of the Yankees, served part of his apprenticeship as an International League Orioles g.m.

Luke Appling, a legendary shortstop for the White Sox, coached for the O's under Manager **Billy Hitchcock** for one year ('63); and, the late **Burleigh Grimes**, the famed spitball pitcher who won 270 games in the majors, scouted for the Orioles from 1960 thru 1971.

NOTES: **John McGraw** had a .334 lifetime batting average in 16 big league seasons, but was elected to the Hall of Fame primarily because of his achievements as a manager with the Giants . . . **Rube Marquard** pitched only 27 innings for the Orioles, all in 1929, but he lived here for nearly 60 years before he died in '80.

Baltimore-born **Babe Ruth** signed his first pro contract with **Jack Dunn Sr.** in 1914, and made his debut with the Orioles (I.L.) that year as a pitcher. He was, of course, elected to the Hall as an outfielder.

Other native Marylanders in the Hall of Fame include **Baker** (Trappe), **Grove** (Lonaconing), and 3 who never played for the Orioles: **Jimmie Fox** (Sudlersville), **Judy Johnson** (Snow Hill) and **Al Kaline** (Balmer).

RULES OF INTEREST

TRADING AND WAIVER REGULATIONS: Player assignments may be made within a major league or between major leagues **without waivers** at any time **except** between August 1 and the day following the final day of the regular season (5 p.m. et). Thus, July 31 has replaced June 15 as the trade deadline.

Waivers are required for assignments to National Association clubs at all times **except** for optional assignments within 3 years of the date the player first reported to the major leagues.

FREE AGENCY: Six years major league service required for eligibility . . . Re-entry draft has been abolished.

By Dec. 7, player's former club must offer to arbitrate or it becomes ineligible to sign player . . . By Dec. 19, player must accept offer or on Jan. 9 former club becomes ineligible to sign the player until May 1.

SALARY ARBITRATION: Three years major league service required for eligibility . . . Maximum cut rules do not apply if, in immediately preceding year, player won arbitration increase of over 50%.

TERMINATION PAY: One full season's pay if player released opening day or later. Thirty days pay for player who is released on the 16th day before opening day or earlier. If player is released after that 16th day prior to opening day he receives one additional day's pay (over the 30 days) for each additional day. In other words, if he were released the day before opening day, player would receive 45 days pay.

SUSPENDED GAME RULE: A game terminated for any of the following reasons will be a suspended game **IF** it has progressed far enough to be an official game (i.e. 4-1/2 or 5 innings):

- (1) A curfew imposed by law
- (2) A pre-arranged time limit
- (3) Darkness where local law prohibits turning on the lights or where lights are not available.

Light Failure: A game terminated by light failure or malfunction of a mechanical device under the control of the home club will be a suspended game **anytime after it starts.**

Inning in Progress (added in '80): If weather forces the termination of a legal game while an inning is in progress, it will become a suspended game if either of the following conditions exists:

- (1) The **visiting team** has scored one or more runs to tie the game, and the **home team** has not scored.
- (2) The **visiting team** has scored one or more runs to take the lead and the **home team** has not tied the score or retaken the lead.

Note: If a legal game is **tied** when called because of weather and neither of the above situations prevails, it is a **tie game** and must be **replayed in its entirety.**

Procedures for Resumption of Play: Suspended games shall be resumed at the exact point of suspension immediately preceding the next single game between the two clubs on the **same ground.** If that is not possible, other provisions for resumption are specified in A.L. Regulation 5.2 (c).

CURFEW: The American League curfew provides that no inning may start after 1:00 a.m., but any inning that begins prior to 1 a.m. may be played to completion. Curfews shall be waived for the final series of the season in each of the parks of the contesting teams. There is no other curfew in the American League.

SAVE RULE: Credit a pitcher with a save when he is the **finishing**, but **not** the **winning** pitcher, and when he qualifies under one of the following conditions:

- (1) He enters the game with a lead of no more than 3 runs and pitches for at least one inning, or
- (2) He enters the game with the potential tying run either on base, at bat or on deck, or
- (3) He pitches effectively for at least 3 innings regardless of his club's lead.

The current rule was adopted in 1975. Saves became official for the first time in '69. The original rule was amended in '73 and revised again in '75.

RULES OF INTEREST (Cont.)

BATTING/ERA TITLE QUALIFICATIONS: 502 or more plate appearances¹⁶² or more innings pitched.

ROOKIE AWARD QUALIFICATIONS: A player is considered a rookie unless, during a previous season or seasons, he has:

- (1) exceeded 130 at bats or 50 innings pitched in the major leagues, or
- (2) accumulated more than 45 days on the active roster of a big league club(s) prior to Sep. 1.

CONSECUTIVE GAME STREAKS: A consecutive-game hitting streak shall not be terminated if all the player's plate appearances (one or more) result in a walk, hit by pitch, defensive interference or a sacrifice bunt. The streak shall terminate, however, if the player has a sacrifice fly and no hit.

The player's individual consecutive-game hitting streak shall be determined by the consecutive games in which the player appears and is not determined by his club's games.

ORIOLES "DESIGNATED HITTERS"

The Orioles "Designated Hitters" are a group of volunteers, businessmen and women from the Baltimore-Washington areas, who sell Orioles season tickets on the club's behalf.

The organization was created in 1980, and in its first five years of operation, the Orioles season ticket sale ballooned by over 700%, from 1,623 to a record 11,738 in 1984. Since then, the sale has leveled off somewhat, but there are high hopes that this year the total will equal or surpass the 1987 figure of 10,512 (the season ticket selling season continues thru opening day).

To qualify for membership in the "Designated Hitters," candidates must meet demanding sales minimums according to a formula based on a blend of new sales and renewals, and everyone must requalify each year. **Jim Muno**, Orioles' "Designated Hitter" coordinator, estimates that 70 will reach the goals necessary for membership this year, and 20 of those will be charter members who have been on the "DH" scene since the beginning.

In '87, the leading sales person was **Lou Hurwitz**, followed by **Sally McGraw**.

There are no salaries or commissions given to "DHs," but there are plenty of perks. This year those whose early sales were particularly brisk were treated to a winter cruise in the Caribbean (early February).

All qualifiers are eligible for the annual spring junket to South Florida while the Orioles are training in Miami. Then, during the season, leading "DHs" will qualify for baseball trips to Boston, Chicago, Milwaukee and Seattle (while the O's are playing in those cities), as well as to the All-Star Game and World Series.

Patterned after the Kansas City Royals' highly successful "Royal Leaders," the "Designated Hitters" organization was actually founded in September 1979 by then Baltimore City Mayor **William Donald Schaefer** and a select group of Baltimoreans working closely with the Orioles front office.

The concept was to attract talented people from the business community to serve as the ballclub's principal season ticket sales representatives. The results have been dramatic.

Along with former Mayor (now Governor) **Schaefer**, the "founding fathers" of the "Designated Hitters" included: **Owen Daly**, **Bill Beasman** and **Chris Hartman**; the Orioles' Vice President for Business Affairs **Bob Aylward**; Executive Director of Sales and Tickets **Lou Michaelson**, and former club Vice President **Al Harazin**, now senior vice president for the New York Mets.

The "DHs" have their own officers and board of directors, as well as an active social program. The "DH" Board: **Glenn Babcock**, President; **Frank Trommer**, **Howard Weinberg**, **Jake Jacobson**, **Dennis Branger**, **Mike Duvall**, **Leslie Smalley**, **Eamonn McGeady** and **Mike McQuigg**.

The Orioles season ticket sales figures for the past 9 years: '79—1,623 . . . '80—4,018 . . . '81—5,215 . . . '82—5,430 . . . '83—6,061 . . . '84—11,738 . . . '85—11,707 . . . '86—11,145 . . . '87—10,512.

ORIOLE ADVOCATES

The Oriole Advocates, Inc. is a unique non-profit organization, dedicated to promoting and stimulating interest in the game of baseball at both the amateur and professional levels. Founded in July, 1960, the Advocates will celebrate their 28th anniversary this summer.

Membership comprises some 75 men and women, drawn from a broad cross-section in the Baltimore area.

Through the years, the Advocates have made substantial financial donations to worthy causes, primarily to baseball-oriented youth organizations; have played a key role in the restoration of Babe Ruth's birthplace at 216 Emory Street and its conversion into the Babe Ruth/Orioles Museum; and, in 1977, established the Orioles Hall of Fame. (See page 94).

The organization has also served as an essential right arm to the Orioles' Public Relations and Marketing Departments. In that connection, the Advocates initiated the popular "Junior Orioles" program (low cost tickets for kids) back in 1963, then administered it for 25 years. Membership in that program rose from 75 youngsters the first year to a record 20,000 in 1977.

This year "Junior Orioles" will be replaced by the "Birdwatchers Fan Club", a slightly different concept (see page 18). The Advocates will continue to participate in the program, in cooperation with the Baltimore Sun and the Orioles.

The Advocates also serve as distributors of Orioles souvenirs on "give-away" days at the ballpark, assuring that all eligible fans get the items to which they are entitled.

The Orioles Advocates don't get paid for anything they do. They are all volunteers, constantly demonstrating the importance of competence and dedication whenever there is a job that must be done.

1988 Officers: President—**Jack Gray** . . . First Vice President—**Daniel J. March** . . . Second Vice President—**Robert V. Bates** . . . Treasurer—**J. Thomas Hessenauer** . . . Secretary—**Frederick S. Goodwin** . . . Immediate Past President—**Burke L. Barrett** . . . **Board of Directors:** All current officers, **Barrett**, **Fred J. Atkins**, **Louis C. Minder** and **Ray N. Weinstein**.

Major committee chairmen: Birdwatchers Fan Club—**James R. Hedrick** . . . Membership—**Bernard B. Lochte** . . . Orioles Hall of Fame—**William D. Schofield III** . . . Special Events/Special Assistant to the President—**Charles D. Lippy**.

BALTIMORE & WASHINGTON CHAPTERS BASEBALL WRITERS ASSOCIATION OF AMERICA

Richard Justice, Washington Post, Chairman

PAUL ATTNER , The Sporting News	PHIL JACKMAN , Evening Sun
KENT BAKER , Morning Sun	MARTY KAISER , Morning Sun
GORDON BEARD , Associated Press	TIM KURKJIAN , Morning Sun
TOM BOSWELL , Washington Post	MIKE LIOTTA , Associated Press
DOUG BROWN , Evening Sun	MIKE LITWIN , Morning Sun
KEN DENLINGER , Washington Post	BOB MAISEL , Morning Sun
JOHN EISENBERG , Morning Sun	JACK MANN , Evening Sun
BOB FACHET , Washington Post	DON MARCUS , Morning Sun
JACK GIBBONS , Evening Sun	KEN PICKING , USA Today
ALAN GOLDSTEIN , Morning Sun	KEN ROSENTHAL , Evening Sun
DICK HELLER , Washington Times	GEORGE SOLOMON , Washington Post
JIM HENNEMAN , Evening Sun	JOHN STEADMAN , Evening Sun
MARK HYMAN , Morning Sun	BILL TANTON , Evening Sun

*Sports Editor

HONORARY MEMBERS

LEW ATCHISON	LOU HATTER	MORRIS SIEGEL
CHARLES BARBOUR	WHEELER JOHNSON	MERRELL WHITTLESEY
JIM ELLIOT	GEORGE MINOT	MARTIE ZAD
LUTHER (BUS) HAM	SHIRLEY POVICH	

BASEBALL SETS ATTENDANCE MARK: Major League Baseball smashed the previous all-time attendance record as 52,008,918 fans attended games in '87. That bested the previous mark of 47,500,347 set in '86. This was the 5th time in the last 65 years that Baseball has set a new attendance record. It was also the second consecutive season that each of the 26 clubs drew more than one million fans.

PRINCIPAL RADIO-TELEVISION SPORTS COMMENTATORS

BALTIMORE

TELEVISION: WMAR (Ch. 2)—**SCOTT GARCEAU** (S.D.), **MARTIN WYATT**, and **JACK DAWSON** . . . WJZ (Ch. 13)—**JOHN BUREN** (S.D.) and **PAUL SHERRY** . . . WBAL (Ch. 11)—**VINCE BAGLI** (S.D.) and **CHRIS THOMAS**.

RADIO: WCBM (680)—**PHIL WOOD** and **TOM DAVIS** . . . WFBR (1300)—**TOM MARR** and **STAN CHARLES** . . . WBAL (1090)—**JEFF RIMER** (S.D.) and **STAN WHITE** . . . WCAO (600)—**BOB BARTEL** (S.D.) . . . WPOC-FM (93.1)—**TED PATTERSON** (S.D.) . . . WWIN (1400)—**BILLY TAYLOR** . . . WYST (1010)—**BOB GREENE**

WASHINGTON

TELEVISION: WUSA (Ch. 9)—**GLENN BRENNER** (S.D.), **KEN MEASE** and **JAMES BROWN** . . . WRC (Ch. 4)—**GEORGE MICHAEL** (S.D.) and **TODD WHITTORNE** . . . WJLA (Ch. 7)—**FRANK HERZOG** (S.D.) and **JIM BERRY** . . . WTTG (Ch. 5)—**STEVE BUCKHANTZ**.

RADIO: WTOP (1500)—**HARVEY SMILOVITZ** . . . WMAL (630)—**KEN BEATRICE** (S.D.) and **JOHNNY HOLLIDAY** . . . WWRC (98)—**BOB GOTKIN** (S.D.) . . . WHUR-FM (96.3)—**GREG MOSSO** and **GLENN HARRIS**.

CHARLES L. (CHUCK) THOMPSON

Chuck Thompson, who announced his retirement in February, did baseball play-by-play for over 40 years. It all began soon after World War II, during which he saw combat in three different European campaigns (including the Battle of the Bulge), when he teamed up with **Byrum Saam** to describe Phillies and A's games on WIBG radio in the Philadelphia area.

In 1949, he came to Baltimore to do International League Orioles baseball, as well as basketball and football. During the nearly 39 years he's spent on the shores of the Chesapeake Bay, he has become as much a Baltimore symbol as marble steps and crab cakes.

He has done major league Orioles broadcasts on radio, or tv or both for 28 seasons and during a stretch when he was employed by the National Brewing Company and Orioles games were sponsored by a rival brewery, he logged 5 campaigns with the Washington Senators. While working games at Griffith Stadium, he also moonlighted for a couple of years on NBC's TV "Game of the Week." All in all, that adds up to 40 distinguished seasons of baseball play-by-play.

Additionally, Chuck has worked five World Series beginning with the Yankees-Pirates classic of 1960. He was at the mike (radio) when **Bill Mazeroski** hit his decisive 7th game home run. Later he did the first 4 World Series in which the Orioles were involved: 1966, 1969, 1970 and 1971. For many years, he also did Baltimore Colts football to great acclaim.

Chuck Thompson had a number of things going for him as play-by-play announcer: he has a classic voice; has the ability to call the plays as they happened, unlike so many who have to wait until the action has stopped before they can give you the details, and he's a master of the ad lib. He's also a man widely regarded for his professionalism and his character by both his broadcasting peers and his listening audience.

Chuck was born in Palmer, Massachusetts, and grew up in Reading, Pennsylvania. He began his radio career, some 49 years ago in 1939 at WEEU Reading as a disk jockey.

Three years later he went to Philadelphia to become a staff announcer at WIBG and also did Temple University football.

After the war, he returned to Philadelphia and resumed his career, doing A's and Phillies, Warriors, Eagles, and Rockets (hockey) games.

Chuck came to Baltimore to do play-by-play for the International League Orioles, Baltimore Bullets, Navy football and the Colts in the All-America Conference.

In 1955, Chuck joined the team of announcers who worked for the Baltimore based National Brewery. That association lasted for 24 years during which Chuck did A.L. Orioles baseball, Washington Senators baseball (1957 thru 1961), Colts football and NBC-TV Baseball ('59-'60).

In December 1958 he covered the Colts-Giants "Sudden Death" playoff game ("The greatest football game ever played," said Sports Illustrated), and a month later he was on the 18th green at Pebble Beach, CA to describe the Bing Crosby Golf Tournament for ABC-TV.

In 1965 he covered another "sudden death" playoff football game, this time for CBS-TV, the Colts-Packets tussle for the NFL's western division championship.

He has been named "outstanding sportscaster" in Maryland by the National Sportscasters/Sportscasters Association so many times we've lost count.

He is an excellent golfer, and an accomplished fisherman, but most of all he loves being around friends telling stories as only Chuck Thompson can tell them. He has three children and, at last count, five grandchildren.

Orioles Play-by-Play Broadcasts

ANNOUNCERS

WMAR TELEVISION (CH. 2)

Brooks Robinson

WBAL RADIO (1090 AM)

Jon Miller and Joe Angel

HOME TEAM SPORTS (CABLE)

Mel Proctor, John Lowenstein, Tom Davis, Rex Barney

WMAR is in its 10th year of carrying Orioles baseball. In addition, an Orioles television network including the following stations will carry major portions of the WMAR television schedule: WDCa (Ch. 20), Washington, D.C. . . . WBOC (Ch. 16), Salisbury, MD . . . WPMT (Ch. 43), York, PA . . . WAYK (Ch. 56), Melbourne, FL . . . WTVZ (Ch. 33), Norfolk, VA . . . WRLH (Ch. 35), Richmond, VA . . . WJPR (Ch. 21), Roanoke, VA . . . WLFL (Ch. 22), Raleigh-Durham, NC . . . WJZY (Ch. 46), Charlotte, NC . . . WGGT (Ch. 48), Greensboro, NC.

Full Season Sponsors: Anheuser-Busch, Inc., C&P Yellow Pages, Nissan and Baltimore Area Nissan Dealers, Jiffy Lube, Giant Food, Preferred Health Network, Valvoline.

WBAL returns this season as the radio voice of the Orioles, a position the station held for 22 years from '57 thru '78. This year the Orioles will enjoy the unusual distinction of having two 50,000 watt stations carrying the games next year. In addition to WBAL, WTOP in Washington will continue to air the Birds' broadcasts giving the O's unprecedented radio coverage in and beyond Birdland. There are approximately 40 stations on the Orioles' radio network for the '88 season, including stations in Delaware, North Carolina, Virginia, Pennsylvania and West Virginia.

Full Season Sponsors: AMOCO, Baltimore Area Honda Dealers, Bryant Heating and Air Conditioning, Budweiser and Jeep Eagle.

HOME TEAM SPORTS is available to cable systems in the six-state "Capital Region" (All of Maryland, Virginia, Delaware and parts of North Carolina, West Virginia and Pennsylvania).

HTS, owned and operated by Group W Satellite Communications (GWSC), will televise 90 Orioles' games this year including five spring training games (Mar. 13, 15, 17, 21, 28), 65 home games and 20 on the road.

Home Team Sports, which operates out of Washington, D.C., also televises Washington Bullets, Washington Capitals and Baltimore Blast games, plus many more major professional, collegiate and high school events of both national and regional interest.

Full Season Sponsors: Baltimore-Washington Subaru Dealers, Strohs, Giant Food, Maryland State Lottery, Lennox Industries, Foot Locker, All-Star Automotive, Jiffy Lube.

ANNOUNCERS

JOE ANGEL

A native of Colombia, South America, Joe Angel begins his 9th year of broadcasting major league baseball, his first with the Orioles. The 40-year-old Angel has over 20 years of broadcasting experience, including six years of calling major league baseball on radio, three seasons ('76-'78) for the San Francisco Giants on station KSFO and three years ('84-'86) for the Minnesota Twins on WCOO radio. He also handled television play-by-play for the Oakland A's for two seasons ('80-'81) on KPIX-TV.

JOE ANGEL (Cont.)

He has worked for 14 years in both radio and television in San Francisco area, including five years of Stanford University football, and four years of University of San Francisco basketball in addition to his work with the Giants and A's. He has also served as a television sports anchor, a radio talk show host and has filled in occasionally on San Francisco 49ers radio broadcasts.

Angel, who quarterbacked on the same high school football team with O.J. Simpson (a team which at one point lost 21 straight games), was born in Bogota, Colombia in '47. His family immigrated to Chicago ten years later and after five years, moved again to the Bay Area. It was there at Galileo High School in San Francisco that Angel played football with Simpson. Angel later attended City College of San Francisco.

He and his wife, Antoinette, reside in Rancho Murieta, CA (near Sacramento, CA) with their three children: Tony (20), Natalie (12) and Jonathan (10).

REX BARNEY

Rex returns for his 5th season with Home Team Sports. Known as the "Voice of Memorial Stadium" since '70, he will continue to handle the stadium's public address announcing, when it doesn't conflict with his HTS work.

Rex, who also served as the press box announcer for the Baltimore Colts from '69 to '83, has hosted a variety of radio sports shows in Baltimore.

A former major league pitcher himself, Barney played with the Brooklyn Dodgers for six seasons ('43, '46-'50). He appeared briefly with the Dodgers in '43 before being called into the service for three years of military duty. He returned to the Dodgers in '46 and compiled a career record of 35-31. His best season came in '48, when he won 15 games, including a 2-0 no-hit victory over the New York Giants.

He began his broadcasting career in '52 in New York City. He did Mutual Radio's Game of the Day from '55 to '57, and also broadcast games in the New York area for WOR-TV.

In '82 and '83, he served as color commentator for 16 Orioles' telecasts on subscription television. A native of Omaha, Nebraska, Rex resides just a half-mile from Memorial Stadium.

TOM DAVIS

Baltimore native Tom Davis will host the HTS pre- and post-game show and provide in-game score updates, duties he has handled the past 3 seasons for HTS. He has handled various on-air assignments for HTS including play-by-play for the Orioles and college basketball, in-studio talk shows, pre-game host of hockey telecasts, coverage of the Washington Redskins, boxing and college football.

The 40-year-old Davis has spent 17 years on the Baltimore sports scene. He has been named "Baltimore Sportscaster of the Year" in '78, '84 and '85. Davis gained national exposure with ABC-TV as a sideline reporter during United States Football League telecasts and with the Mutual Broadcasting System as a sports anchor and college football play-by-play man.

For the past two falls he has handled play-by-play of several NFL games for NBC-TV as well as NBC and Mutual radio.

A graduate of the University of Baltimore, Davis began his career as a sports reporter at WBAL radio in '71. He later worked as a part-time sports anchor at WJZ-TV and WBAL-TV and can still occasionally be seen on WBAL on weekends. In '75, he began anchoring the sports on WCBM radio and has been there the past 12 years. During his early years at WCBM, Davis handled the play-by-play of Baltimore Colts pre-season games and filled in during a number of regular season games.

He can currently be heard mornings on WCBM. He and his wife, Linda, have two children. They reside in Baltimore.

JOHN LOWENSTEIN

Former Oriole John Lowenstein returns for his 4th season as color commentator for Home Team Sports. He played his last game for the Orioles on May 4, '85 and later that month began his sportscasting career calling the Orioles games on HTS. His insight and humor are key elements of the telecasts.

Lowenstein's major league career began in '70 with the Cleveland Indians. He remained with Cleveland until '78 when he was traded to the Texas Rangers. After one year at Texas, Lowenstein was sold to Baltimore where he spent seven years with the Orioles.

John compiled a .253 (3476-881) lifetime batting average in 1,368 big league games. His best season came in '82, when he batted .320 (322-103) with 24 home runs and 66 rbi in 122 games for the O's while platooning with Gary Roenicke. The duo combined to produce a .292 average (612-179) with 35 home runs and 131 rbi.

John and his wife, Barbara, reside in Las Vegas, Nevada.

YEAR CLUB	AVG.	G	AB	R	H	2B	3B	HR	RBI	BB	SO	SB	CS	HP
1968 Waterbury—1	.000	3	2	0	0	0	0	0	0	1	1	0	0	0
Reno	.328	48	164	22	53	8	2	7	38	22	42	8	3	1
1969 Reno	.284	26	67	7	19	4	2	1	11	11	13	5	1	1
1970 Wichita	.295	108	369	69	109	15	6	18	52	59	64	10	10	3
Cleveland	.256	17	43	3	11	3	1	1	6	1	9	1	0	0
1971 Wichita	.320	37	125	27	40	5	0	8	24	24	30	4	3	2
Cleveland	.186	58	140	15	26	8	1	6	21	20	43	2	4	0
1972 Cleveland	.212	68	151	16	32	8	0	4	9	16	28	1	5	0
1973 Cleveland	.292	98	305	42	89	16	1	6	40	40	23	5	3	0
1974 Cleveland	.242	140	508	65	123	14	2	8	48	53	85	36	17	2
1975 Cleveland	.242	91	265	37	64	5	1	12	33	28	28	15	10	0
1976 Cleveland—2	.205	93	229	33	47	8	2	2	14	25	35	11	8	0
1977 Cleveland—3	.242	81	149	24	36	6	1	4	12	21	29	1	8	0
1978 Texas—4	.222	77	176	28	39	8	3	5	21	37	29	16	3	2
1979 Baltimore	.254	97	197	33	50	8	2	11	34	30	37	16	4	1
1980 Baltimore	.311	104	196	38	61	8	0	4	27	32	29	7	3	0
1981 Baltimore	.249	83	189	19	47	7	0	6	20	22	32	7	6	1
1982 Baltimore	.320	122	322	69	103	15	2	24	66	54	59	7	6	1
1983 Baltimore	.281	122	310	52	87	13	2	15	60	49	55	2	1	1
1984 Baltimore	.237	105	270	34	64	13	0	8	28	33	54	1	0	1
1985 Baltimore	.077	12	26	0	2	0	0	2	2	2	3	0	0	0
M.L. Totals	.253	1368	3476	510	881	137	18	116	441	446	596	128	78	9

GWRBI: '79-3; '80-5; '81-4; '82-9; '83-9; '84-3; '85-1. Total: 34.

1—Selected by Cleveland organization in June '68 free agent draft (18th round, regular phase) ... Signed on 6/13/68.

2—Acquired by Toronto Blue Jays from Cleveland in deal for outfielder Rico Carty on 12/6/76 ... Reacquired by Indians from Blue Jays in deal for infielder Hector Torres on 3/28/77.

3—Acquired by Texas Rangers from Blue Jays in deal for outfielder Willie Horton and pitcher David Clyde on 2/28/78.

4—Contract purchased by Orioles from Texas for \$20,000 waiver price on 11/27/78.

League Championship Series Record

YEAR CLUB	AVG.	G	AB	R	H	2B	3B	HR	RBI	BB	SO	SB	CS	HP
1979 Bal. vs. Cal.	.167	4	6	2	1	0	0	1	3	2	2	0	0	0
1983 Bal. vs. Chi.	.167	2	6	0	1	1	0	0	2	1	2	0	0	0
L.C.S. Totals	.167	6	12	2	2	1	0	1	5	3	4	0	0	0

World Series Record

YEAR CLUB	AVG.	G	AB	R	H	2B	3B	HR	RBI	BB	SO	SB	CS	HP
1979 Bal. vs. Pit.	.231	6	13	2	3	1	0	0	3	1	3	0	0	0
1983 Bal. vs. Phil.	.385	4	13	2	5	1	0	1	1	0	3	0	0	0
W.S. Totals	.308	10	26	4	8	2	0	1	4	1	6	0	0	0

JON MILLER

Jon Miller starts his 6th season on the Orioles' radio network after 3 years as a radio play-by-play announcer for the Boston Red Sox. His major league baseball experience also includes radio and television with the Texas Rangers in '78 and '79 and with the Oakland A's in '74. He broadcast his first major league game at age 22 with the A's.

During the last 2 seasons, Jon was granted a leave of absence from several Oriole games to call the action for NBC-TV's Saturday afternoon coverage of major league baseball.

Jon has an extensive background in basketball, soccer and hockey during his 16 years in broadcasting. He did 10-15 games a season for the NBA's Golden State Warriors from 1979-82 and prior to that, was the voice of University of San Francisco basketball for 5 years. He has also announced MISL games for the San Jose Earthquakes and did both television and radio for the Washington Diplomats of the North American Soccer League in '77. He's broadcast soccer for the CBS, TVS and Satelcast networks.

A renowned mimic, Jon can be heard to imitate such outstanding baseball announcers as Al Michaels, Vin Scully and Chuck Thompson during breaks in the action (rain delays, etc.). Popular on the banquet circuit in the off-season, Jon attended numerous such functions across the country last

winter including the annual Baseball Writers Association dinner in New York in January, and "Tops in Sports" in Baltimore.

In '86, he was named "Baltimore's Best Radio Sportscaster" by Baltimore Magazine and "Best Play-by-Play Broadcaster" by Washington Magazine.

A native of the San Francisco Bay area, Jon now lives in Cockeysville, MD with his wife, Janine, and their children Michelle, Holly, Emily and Alexander.

MEL PROCTOR

Mel is in his 16th year as a broadcaster, 5th as the Orioles' play-by-play announcer for Home Team Sports. Mel, who handles a variety of on-air assignments for HTS including play-by-play for Washington Bullets basketball telecasts and college football, is one of the busiest broadcasters in the business.

In addition to his work with HTS, he can be heard calling NFL games for NBC television and radio, college football and pro and college basketball for Turner Broadcasting. He also does selected Bullets games for Channel 20 in Washington, D.C. (those not televised by HTS).

In '86, Mel took a short break from Orioles baseball to handle play-by-play of TBS's coverage of the United States men's basketball team in the Goodwill Games in Spain.

He began his career as sports director at the CBS-TV affiliate in Hawaii (KGBM) from '73 until '78. While there, he worked the microphone for Hawaii Islanders (AAA) baseball, University of Hawaii football and basketball, and did one season for the Hawaiians of the World Football League.

He came to work in the Nation's Capital for the first time in '78 when he began a five-year stint as play-by-play announcer for Washington Bullets basketball on flagship station, WTOP-AM. During the Bullets' off-seasons, Mel worked in Arlington, Texas as the TV and radio voice of the Texas Rangers. In '82 and '83, he supplemented his work with the Bullets by doing college basketball games for NBC-TV for two seasons.

For two seasons ('83-'84 and '84-'85), Mel served as the play-by-play man for the NBA's New Jersey Nets. At that time, he also began providing the commentary for the NFL "Game of the Week" for the Mutual Broadcasting System.

A native of Denver, CO, Mel resides in Columbia, MD with his wife, Julie, and their children, Bill and Maile.

BROOKS CALBERT ROBINSON JR.

HALL OF FAME: See page 93-94.

PERSONAL: Brooks is doing color commentary on the Orioles' television for the 11th straight year. He is also active as vice-president of Shapiro, Robinson and Associates* and as a special assistant with Crown Central Petroleum Company.

Brooks and his wife, **Connie**, a former United Airlines flight attendant whom Brooks met on a Orioles' charter flight (K.C. to Boston) in '59, have been married for 27 years. They live in Lutherville, MD (north of Baltimore) with their four children: **Brooks David** (7/24/61), **Chris** (2/22/63), **Michael** (3/11/64) and **Dianna** (2/22/68).

Brooks' uniform #5 was officially retired on opening day, '78, the year after he retired. **Frank Robinson's** #20, **Earl Weaver's** #4 and **Jim Palmer's** #22 are the only other numbers that have been retired by the Orioles.

BIG LEAGUE CAREER: Brooks officially spent 20 years and 72 days as a player in the American League, spanning 23 seasons.

He played in 2,896 major league games, all of them with the Orioles, 8th on the all-time list (**Pete Rose** leads at 3,562).

Only **Carl Yastrzemski** (3,308) and **Ty Cobb** (3,033) have played more American League games, and only 3 others in history have played more with one franchise: **Yastrzemski** (3,308), **Hank Aaron** (3,076) and **Stan Musial** (3,026).

*Shapiro, Robinson and Associates is a company which provides athletes comprehensive counseling and support in their professional, financial and personal lives.

Durability: Played in 97% of all Orioles games from July 9, '59 (when he returned from the minors for the last time) thru May 16, '76, a period of more than 16 1/2 years . . . Played at least 153 games in 14 of 15 years from '60 thru '75).

In the Orioles' 34-year history, only three other third basemen have played as many as 200 games at third base (**Doug DeCinces-792**, **Rich Dauer-242**, **Floyd Rayford-203**).

Opening Days: Started 20 consecutive opening day games for the Orioles from '57 thru '76 and batted .316 (79-25) with 6 home runs and 17 rbi.

Home Runs/RBI: Led A.L. in rbi (118) in '64 and also achieved career high of 28 home runs that year . . . Hit 17 or more homers nine times, 11 or more 11 times . . . His last year in double figures was '71 when he hit 20 . . . Holds the record for most lifetime homers in Memorial Stadium (139) . . . Had 6 career grand slams, 4 of them in Baltimore.

Hitting: Hit most home runs (37) and drove in most runs (167) against the Red Sox . . . Twice put together strings of 8 straight hits: July 10 thru 15, '60 and Aug. 21 thru 23, '63 . . . Holds A.L. record for most sacrifice flies, career (114).

Holds club records for games, at bats, runs, hits, doubles, triples, total bases, rbi and extra base hits . . . Has one-season mark for games (163, '61 & '64) and at bats (668, '61).

Fielding: Committed only 263 errors in 9,165 chances at 3rd base for a lifetime fielding percentage of .971 . . . Appeared in a total of 29 games at 2nd base (24) and shortstop (5) and committed only one boot in 31 tries . . . Did not play anywhere defensively but at 3rd base after '63.

Major League Lifetime Records, 3B: Highest fielding percentage, 100 or more games (.971) . . . Most seasons (23) . . . Most games (2,687) . . . Most chances accepted, excluding errors (8,902) . . . Most putouts (2,697) . . . Most assists (6,205) . . . Most double plays (618) . . . Most seasons leading league in games (8) . . . Most seasons leading league in assists (8).

American League Lifetime Records: Most seasons leading league in fielding (11) . . . Most seasons leading league in chances accepted, excluding errors (8 tie) . . . Most games season (163, '61 & '64).

Nothing is Forever: His 268th and last home run provided one of the most emotional experiences in Orioles' history. It was Apr. 19, '77 at Memorial Stadium, the O's trailed the Indians, 5-2, in the 10th. With one out and runners on 1st and 2nd, **Lee May** singled in a run. The O's now trailed by 2 as Brooks came to the plate as a pinch-hitter for **Larry Harlow**. He ran the count to "3 & 2", fouled off a number of pitches, then hit a home run into the left field stands off reliever **Dave LaRoche** to win the game, 6-5. There were only 4,826 fans at the ballpark that night, but none of them will ever forget the moment.

Signed for '77 as player-coach, but became coach exclusively on Sunday, Aug. 21, when he went on the voluntarily retired list (in Minnesota) to make room on the roster for catcher **Rick Dempsey** who was returning to duty after 6 weeks on the disabled list.

An Orioles' record regular season crowd of 51,798 attended "Thanks Brooks" Day on Sunday, Sep. 18, '77, against the Red Sox to pay tribute to the most important and beloved Oriole of modern times.

League Championship Series Record

YEAR CLUB	AVG.	G	AB	R	H	2B	3B	HR	RBI	BB	SO	SB	CS	HP
1969 Bal. vs. Min.	.500	3	14	1	7	1	0	0	0	0	0	0	0	0
1970 Bal. vs. Min.	.583	3	12	3	7	2	0	0	1	0	1	0	0	0
1971 Bal. vs. Oak.	.364	3	11	2	4	1	0	1	3	0	1	0	0	0
1973 Bal. vs. Oak.	.250	5	20	1	5	2	0	0	2	1	1	0	0	0
1974 Bal. vs. Oak.	.083	4	12	1	1	0	0	1	1	1	0	0	0	0
L.C.S. Totals	.348	18	69	8	24	6	0	2	7	2	3	0	0	0

World Series Record

YEAR CLUB	AVG.	G	AB	R	H	2B	3B	HR	RBI	BB	SO	SB	CS	HP
1966 Bal. vs. L.A.	.214	4	14	2	3	0	0	1	1	1	0	0	0	0
1969 Bal. vs. N.Y.	.053	5	19	0	1	0	0	0	2	0	3	0	0	0
1970 Bal. vs. Cin.	.429	5	21	5	9	2	0	2	6	0	2	0	0	0
1971 Bal. vs. Pit.	.318	7	22	2	7	0	0	0	5	3	1	0	0	0
W.S. Totals	.263	21	76	9	20	2	0	3	14	4	6	0	0	0

BROOKS ROBINSON (Cont.)

All-Star Game Record

YEAR CLUB	AVG.	G	AB	R	H	2B	3B	HR	RBI	BB	SO	SB	CS	HP
1960-74	.289	18	45	5	13	0	3	1	5	2	4	0	0	1

YEAR CLUB	AVG.	G	AB	R	H	2B	3B	HR	RBI	BB	SO	SB	CS	HP
1955 York—1	.331	95	354	72	117	17	3	11	67	47	64	1	—	6
Baltimore	.091	6	22	0	2	0	0	0	1	0	10	0	0	0
1956 San Antonio	.272	154	577	72	157	28	6	9	74	54	57	1	2	4
Baltimore	.227	15	44	5	10	4	0	1	1	1	5	0	0	0
1957 Baltimore	.239	50	117	13	28	6	1	2	14	7	10	1	0	1
San Antonio	.266	33	124	10	33	5	1	1	9	5	16	0	1	0
1958 Baltimore	.238	145	463	31	110	16	3	3	32	31	51	1	2	5
1959 Baltimore	.284	88	313	29	89	15	2	4	24	17	37	2	2	2
Vancouver	.331	42	163	20	54	9	2	6	30	6	14	2	1	0
1960 Baltimore	.294	152	595	74	175	27	9	14	88	35	49	2	2	0
1961 Baltimore	.287	163	668	89	192	38	7	7	61	47	57	1	3	4
1962 Baltimore	.303	162	634	77	192	29	9	23	86	42	70	3	1	1
1963 Baltimore	.251	161	589	67	148	26	4	11	67	46	84	2	3	1
1964 Baltimore	.317	163	612	82	194	35	3	28	118	51	64	1	0	4
1965 Baltimore	.297	144	559	81	166	25	2	18	80	47	47	3	0	2
1966 Baltimore	.269	157	620	91	167	35	2	23	100	56	36	2	3	5
1967 Baltimore	.269	158	610	88	164	25	5	22	77	54	54	1	3	4
1968 Baltimore	.253	162	608	65	154	36	6	17	75	44	55	1	3	4
1969 Baltimore	.234	156	598	73	140	21	3	23	84	56	55	2	1	3
1970 Baltimore	.276	158	608	84	168	31	4	18	94	53	53	1	1	4
1971 Baltimore	.272	156	589	67	160	21	1	20	92	63	50	0	0	3
1972 Baltimore	.250	153	556	48	139	23	2	8	64	43	45	1	0	2
1973 Baltimore	.257	155	549	53	141	17	2	9	72	55	50	2	0	3
1974 Baltimore	.288	153	553	46	159	27	0	7	59	56	47	2	0	3
1975 Baltimore	.201	144	482	50	97	15	1	6	53	44	33	0	0	1
1976 Baltimore	.211	71	218	16	46	2	2	3	11	8	24	0	0	1
1977 Baltimore	.149	24	47	3	7	2	0	1	4	4	4	0	0	0
M.L. Totals	.267	2896	10654	1232	2842	482	68	268	1357	860	989	28	23	53

1—Signed by Baltimore as free agent on 6/1/55.



<p>HECHTS Greater Baltimore Area</p> <p>Baltimore—Howard & Lexington Streets</p> <p>Bel Air—Harford Mall</p> <p>Glen Burnie—Marley Station</p> <p>Owings Mills—Owings Mills Mall</p> <p>Rosedale—Golden Ring Mall</p> <p>Towson—Towson Town Centre</p> <p>Woodlawn—Security Square Mall</p> <p>Greater Washington Area</p> <p>Alexandria, VA—Landmark Mall</p> <p>Arlington, VA—Parkington Mall</p> <p>Bethesda, MD—Montgomery Mall</p> <p>Fairfax, VA—Fair Oaks Mall</p> <p>Gaithersburg, MD—Laketorest Mall</p> <p>Hyattsville, MD—Prince George's Plaza</p> <p>Landover, MD—Landover Mall</p> <p>Manassas, VA—Manassas Mall</p> <p>McLean, VA—Tyson's Corner Shopping Center</p> <p>Suitland, MD—Marlow Heights Shopping Center</p> <p>Wheaton, MD—1116 Viers Mill Road</p> <p>Washington, DC—1301 G St., NW</p> <p>Other Locations</p> <p>Annapolis, MD—Annapolis Mall</p> <p>Columbia, MD—Columbia Mall</p> <p>Laurel, MD—Laurel Mall</p> <p>Salisbury, MD—Salisbury Mall</p>	<p>ADDITIONAL OUTLETS Greater Baltimore Area</p> <p>Baltimore Arena</p> <p>Orioles Fanfare, Harborplace</p> <p>Lyric Opera House</p> <p>Cockeysville—Yorktowne Sports, Yorktowne Plaza Center</p> <p>Glen Burnie—Maryland Waterbeds, 26 Crain Highway</p> <p>Towson—Towson Center, Towson State University</p> <p>Greater Washington Area</p> <p>Fairfax, VA—Patriot Center, George Mason University</p> <p>Landover, MD—Capital Centre</p> <p>Rockville, MD—W. Bell & Co., 12401 Twinbrook Parkway</p> <p>Vienna, VA—The Barns of Wolf Trap</p> <p>Waldorf, MD—Video Plus, Rt. 301, Charles County Plaza</p> <p>Washington, DC</p> <p>TICKETplace, 12th & F, NW</p> <p>W. Bell & Co., 19th & L, NW</p> <p>Commander Salamander, 1420 Wisconsin Ave., NW</p> <p>RFK Stadium, Main Gate</p> <p>Metro Video, 5017 Connecticut Ave., NW</p> <p>Bender Arena, American University</p> <p>Other Locations</p> <p>College Park, MD—Student Union at University of Maryland</p> <p>Frederick, MD—Shipley's, Frederick Towne Mall</p> <p>York, PA—The Bon Ton, 2801 E. Market Street</p>	<p>STANDARD DRUG/STANDARD DISCOUNT STORES</p> <p>Greater Richmond/Tidewater Area</p> <p>Charlottesville—208 Main St.</p> <p>Fredericksburg—Village Square Shopping Center</p> <p>Midlothian—11114 Hull St. Road</p> <p>Newport News—3501 Washington Ave.</p> <p>Petersburg—South Crater Square</p> <p>Richmond</p> <p>Arch Village Shopping Center</p> <p>1st & Broad Streets</p> <p>1830 Creighton Road</p> <p>3514 W. Cary St. (Carytown)</p> <p>Laburnum Square</p> <p>6100 Lakeside Avenue</p> <p>Village Shopping Center</p> <p>Tuckernuck Shopping Ctr.</p> <p>4910 Forest Hill Avenue</p> <p>Virginia Beach</p> <p>1005 Lynnhaven Mall</p> <p>6520 Indian River Road</p> <p>Other Locations</p> <p>Doswell—King's Dominion</p> <p>Richmond</p> <p>Carpenter Center</p> <p>The Mosque, 6 N. Laurel St.</p> <p>Richmond Coliseum</p> <p>University of Richmond</p>
---	---	--

104

MANAGER AND COACHES CALVIN (CAL) EDWIN RIPKEN

7

Born: Dec. 17, 1935
Height: 5'11"; Weight: 170
Batted, R; Threw, R
Position: Catcher



Birthplace/Residence: Born, grew up, and still lives in Aberdeen, MD.

Tenure: This is his 32nd season in professional baseball. He has spent his entire career in the Orioles organization.

Signed Originally with: Orioles.

ORIOLES MANAGERS: In '87, Cal became only the 7th "non-interim" manager in the club's 34-year history (excluded are **Luman Harris** who finished out the '61 season after **Paul Richards** resigned in late August, and Cal himself who bridged the gap for one game between **Joe Altobelli** and **Earl Weaver** in '85).

ORIOLES MANAGERS WON-LOST RECORDS

Joe Altobelli (212-167, .559)	Billy Hitchcock (163-161, .503)
Hank Bauer (407-318, .561)	Paul Richards (517-539, .490)
Jimmy Dykes (54-100, .351)	Cal Ripken Sr. (68-95, .417)
Luman Harris (17-10, .630)	Earl Weaver (1480-1060, .583)

THE RIPKEN FAMILY

Last year, Cal Senior became the first father ever to manage two sons simultaneously in major league baseball history-regular season. Among those who have managed one son are **Connie Mack** (son **Earle**, '10, '11, '14), and **Yogi Berra** (son **Dale** '84 & '85).

The first time the **Ripken** trio hooked up professionally was in spring training '86. **Cal Junior** and **Bill** were teamed at the keystone for an exhibition split squad game at Ft. Myers on March 15 and the manager of that team was **Cal Senior**.

Three members of the same family in the same uniform at the same time is a rarity, matched only 3 times before in baseball history. **1973—Jose, Hector & Tommy Cruz** for the Cardinals; **1963—Felipe, Matty and Jesus Alou** for San Francisco; **1876—George, Sam & Harry Wright** for Boston in the National League (**Harry**, a Hall of Famer, was the manager and pitched briefly; **George** was an outfielder, 70 games in '76, and **Sam**, a shortstop, appeared in only 2 games that year. We're assuming they were all in uniform together).

OTHER FAMILIES WITH 3 OR MORE IN MAJORS

Other families with 3 or more representatives in the big leagues, but not with same club at same time: **Dick, Hank & Ron Allen**; **Clete, Cloyd & Ken Boyer**; **Arthur (Dad), John & Walter Clarkson**; **Amos, Frank & Lave Cross**; **Ed, Frank, Jim, Joe & Tom Delahanty**; **Dom, Vince & Joe DiMaggio**; **Dave, Marshall & Mike Edwards**; **John, Mike & Tom Mansell**; **Jim, Mike & Steve O'Neill**; **Bob, Eddie & Ted Sadowski**; **Joe, Luke & Tommy Sewell**.

Our research indicates that the **Ripken** boys are the 4th brother keystone act in modern big league history . . . Their predecessors: **Granny & Garvin (Wes) Hamner** for the Phillies (briefly in '45), the **O'Brien** twins, **Eddie & Johnny** for the Pirates (sporadically in '53, plus '55-'56), and **Milt and Frank Bolling** for the Tigers (briefly in '58).

Cal Junior was a 2nd round pick in the June '78 draft while younger son, **Bill**, was chosen on the 11th round in June '82. **Cal Sr. & Jr.** have been teammates in spring training as well as in regular season for the last 7 years (starting '81).

105

IN UNIFORM

CAL RIPKEN SR. (Cont.)

The lady who has made the Ripken story possible is **Vi** (short for **Violet**), who was honored in January at the annual Tops in Sports baseball dinner as Maryland's "First Lady of Baseball." The award was presented by Governor **William Donald Schaefer**.

At **Cal Junior's** wedding last November 13, **Cal Senior** served as best man and **Bill** as an usher. Brother **Fred** was also an usher and sister **Ellen** was an attendant to the bride, **Kelly**.

Vi and **Senior** have been married 30 years (Nov. 20, '57). Their 4 children, in order of appearance: **Ellen Leigh** (3/22/59), **Cal Jr.** (8/24/60), **Fred** (11/25/61), and **Bill** (12/16/64). **Ellen** is a payroll clerk in the treasury department of the Harford County Government (Aberdeen is in Harford Co.), and **Fred** is a motorcycle mechanic by trade.

Cal Senior has 2 older brothers, **Oliver** and **Bill**. The latter was once a Brooklyn Dodger farmhand.

MANAGING: Has managed for 14 and a fraction seasons in professional baseball, all in the Orioles' organization. His 13-plus years as a manager in the Birds' minor league organization ('61-'74) represents the longest tenure of any minor league skipper in Orioles' history . . . **Earl Weaver** and **Joe Altobelli** are tied for 2nd in that category, each having managed 11 years in the Birds' farm system . . . During that span, Cal managed at all levels except "rookie" league.

He began his managing career at Leesburg, FL on June 7, '61 as a replacement for **Billy DeMars**, who had just been promoted to a Class B league. After 10 weeks on the job, he was rushed to Rochester (Aug. 17) for emergency duty as a catcher, and was replaced at the Leesburg helm by **Ray Scarborough**, then a scout for the O's.

He had only 2 losing records: in '62, his first full season as a manager and his last as a player, and in '67 at Miami.

He won the 1st of 2 pennants at Aberdeen, SD by 12 games in '64 with a club that included 7 players who would ultimately play in the majors: **Jim Palmer**, **Lou Piniella**, **Mark Belanger**, **Andy Etchebarren**, **Eddie Watt**, **Dave Leonhard** and **Mike Fiore**.

That '64 club went 81-34 and Cal was the Northern League's "Manager of the Year" . . . Former Orioles' 3rd base coach, **Jimmy Williams**, managed at Grand Forks, ND in the same league for the Dodgers that year.

He finished 1st again in '72 at Asheville in the AA Southern League . . . Preceded **Joe Altobelli** at Rochester in in '69 & '70.

COACHING: Cal spent 11 years on the O's coaching staff, the last 9½ as 3rd base coach . . . He joined the staff in '76, replacing **George Staller** who had retired at the end of the previous season. Cal served as bullpen coach until June 27, '77 when he took over at 3rd base after **Billy Hunter** left to manage the Texas Rangers.

EJECTIONS: In his first season as the O's manager, Cal was ejected 8 times. **Durwood Merrill** & **Greg Kosc** got him twice and the **Larry Barnett-Kosc-Rocky Roe-Tim Tschida** crew accounted for 5 of the 8 dismissals.

Cal Jr., incidentally, experienced his first career ejection on Sep. 25 on a balls & strikes dispute in the 1st inning at Baltimore vs. the Yankees. The umpire was **Tim Welke**, who also threw Cal Sr. out of a home game on July 26.

Cal has now been ejected 24 times during 10½ years in the big leagues, 16 of them as 3rd base coach. **Dale Ford** and the late **Bill Kunkel** have been his most frequent ejectors, 3 times each, but **Merrill**, **Kosc**, and **Mark Johnson** are close behind with 2 apiece.

SCOUTING: In '75, he turned to scouting, primarily at the professional level, but he also did some free agent scouting and served as a "trouble shooter" in the farm system.

PLAYING CAREER: Rip was a catcher in the O's organization although he also played some 3rd base and outfield and even pitched. He enjoyed his best year under **Earl Weaver** at Fox Cities (Appleton, WI) in '60. He became a player-manager the following year.

MISCELLANEOUS: Conducts clinics in off-season and makes frequent public appearances on behalf of the ballclub.

PLAYING RECORD

YEAR CLUB	AVG.	G	AB	R	H	2B	3B	HR	RBI
1957 Phenix	.274	1212	398	68	109	15	6	7	60
1958 Wilson	.216	118	393	40	85	20	2	4	33
1959 Pensacola	.292	61	219	36	64	14	3	2	35
Amarillo	.203	30	69	6	14	2	0	0	3
1960 Fox Cities	.281	107	356	59	100	20	4	9	74
1961 Little Rock	.185	32	81	6	15	2	1	1	8
Leesburg	.236	52	127	20	30	3	0	1	13
Rochester	.083	11	24	2	2	0	0	1	2
1962 Appleton	.273	58	143	25	39	9	0	4	36
1963 Aberdeen					(did not play)				
1964 Aberdeen	.000	2	1	0	0	0	0	0	0
Pro Totals	.253	583	1811	262	458	85	16	28	269

CAL RIPKEN SENIOR'S MANAGERIAL RECORD

YEAR	CLUB	CLASS	LEAGUE	W-L	PCT.
1961	Leesburg, FL (6/7-8/16)	D	Florida State	37- 36	.507
1962	Appleton, WI	D	Midwest	61- 63	.492
1963	Aberdeen, SD	A	Northern	65- 55	.542
1964	Aberdeen, SD	A	Northern	80- 37	.684
1965	Tri-City, WA	A	Northwest	81- 58	.583
1966	Aberdeen, SD	A	Northern	47- 22	.681
1967	Miami, FL	A	Florida State	65- 76	.461
1968	Elmira, NY	AA	Eastern	77- 63	.550
1969	Rochester, NY	AAA	International	71- 69	.507
1970	Rochester, NY	AAA	International	76- 64	.543
1971	Dallas-Ft. Worth, TX	AA	Texas	82- 59	.582
1972	Asheville, NC	AA	Southern	81- 58	.583
1973	Asheville, NC	AA	Southern	71- 69	.507
1974	Asheville, NC	AA	Southern	70- 67	.511
1985	Baltimore (6/13)	Major	American	1- 0	1.000
1987	Baltimore	Major	American	67- 95	.414
				1032-891	.537

TERRENCE (TERRY) MICHAEL CROWLEY

10

Born: Feb. 16, 1947

Height: 6'1"; **Weight:** 182

Batted, L; Threw, L

Position: First base-Designated hitter-Outfielder

Birthplace/Residence: Born and raised in Staten Island, NY, but has lived in Baltimore since '70.

Tenure: This is his 23rd season in professional baseball . . . He has spent 19 years in the Baltimore organization . . . Had 12 years, 55 days of service as a major league player.

Signed Originally with: Orioles.



COACHING: Begins his 4th year as the Orioles batting coach . . . Also served as first base coach in '87, but returns to the dugout this year where he will add the duties of bench coach, a position held by **Frank Robinson** for the past 3 years. Received his first taste of coaching in the pro ranks in '84 as the O's minor league batting instructor . . . Was elevated to O's batting coach in November of that year after the retirement of **Ralph Rowe**.

MAJOR LEAGUE CAREER: Spent 12½ seasons in the majors with four different clubs . . . Was with Baltimore organization '66 to '73, Cincinnati in '74 and '75, Atlanta in '76 and Baltimore again from '76 thru '82 . . . Finished playing career with Montreal in '83.

PINCH-HITTING: One of 11 players in major league history to have over 100 career pinch-hits . . . Eighth on all-time list with 109 . . . Lifetime pinch-hit average was .260 (420-109, HR-5, RBI-69, BB-53) . . . On base pct. of .353 (493-174) . . . With O's, only as a pinch hitter, he batted .285 (277-79, HR-5, RBI-54, BB-32) with an on-base mark of .383 (218-87).

PINCH-HOMERS: Hit 5 lifetime pinch-hit homers including grand slams off Cleveland's **Larry Andersen** at Baltimore on Sep. 9, '77 and at Kansas City off Roger Nelson, July 23, '72.

TERRY CROWLEY (Cont.)

ORIOLES LIFETIME PINCH-HIT LEADERS (THRU '87)

PINCH HITS	PINCH HITTER	PINCH HITS	PINCH HITTER
79	Terry Crowley	26	Gary Roenicke
43	Jim Dwyer	25	Russ Snyder
35	Benny Ayala	23	Eliee Hendricks
35	Bob Hale	23	Al Pizarro
32	Bob Boyd	23	Boog Powell
32	Charlie Lau	23	Gene Woodling
30	Bob Johnson	22	Al Bumby
30	Pat Kelly	21	Curt Moton
29	John Lowenstein	20	Tom Shepoy
27	Dave Phillely	20	Dick Williams

1982: Collected career pinch-hit #100 off Kansas City's **Dan Quisenberry** on Aug. 6 . . . Also contributed 2 of the O's record-setting 11 pinch-hit home runs that season.

BEST SEASON '80: Set personal highs in runs (30), hits (67), home runs (12) and rbi (50) . . . Hit 3rd grand slam of career off Chicago's **LaMarr Hoyt** on Aug. 5 and drove in game-winning run 3 times in late innings.

ALCS/WS: Appeared in 2 World Series with O's ('70, '79) and one with Cincinnati ('75) . . . Played in LCS each of those years . . . Hit .250 (12-3) in post-season.

'79 WORLD SERIES: Delivered the game-winning hit of game #4 in O's 9-6 win over Pittsburgh . . . Blasted a bases-loaded double off Pirate reliever **Kent Tekulve**, scoring tying and winning runs . . . His blow highlighted a 6-run 8th inning for the O's.

'77-'78: Was 20-for-53 (.377) as pinch hitter for these 2 seasons . . . Played only 18 games in Baltimore in '77, but was 7-for-15 (.467) as pinch hitter, 4th best in A.L. . . . Batted .342 (38-13) as pinch hitter in '78, 10th best in the league.

CINCINNATI '74-'75: Was the Reds' principal pinch hitter . . . Called on to hit 58 times each season . . . Best season was .265 (49-13) in '75.

DESIGNATED HITTER: Had a lifetime average of .262 (478-125) with 15 homers in 172 games as dh . . . Was the O's first dh ever, opening day, '73.

MINORS: Spent parts of 7 seasons in the minors . . . Had best year at Rochester in '77, his last in the minors . . . Led International League in homers (30), despite being called up to Baltimore on Aug. 12 . . . Finished 2nd in the IL "MVP" voting to Pawtucket's **Ted Cox** . . . Picked for All-Star team . . . Hit .308 (403-124) that season with 80 rbi.

AMATEUR BACKGROUND: "Crow" was scouted and signed for the Orioles by **Frank McGowan**, **Walter Shannon** and **Joe Torre Sr.** . . . He enjoyed an outstanding baseball career at Staten Island's Curtis High School and later played baseball at Long Island University.

He is one of several 1st basemen to have made it to the majors from New York: **Lou Gehrig**, **Frank** and **Joe Torre**, **Joe Pepitone**, **Mike Fiore**, **Ed Kranepool** and **Curt Blefary** are among the others.

PERSONAL: Terry and his wife, the former **Janet Boyle**, have 4 children: **Karlen** (1/19/64), **Terry Jr.** (1/2/68), **Jimmy** (10/16/69) and **Karen** (8/29/76) . . . **Terry Jr.** was the Orioles' 8th round pick in the June '86 free agent draft . . . A shortstop, he batted .302 (291-88) in 78 games at Hagerstown last year . . . Last November he was traded to the Pittsburgh Pirates organization for **Joe Orsulak** . . . **Jimmy**, a third baseman, was chosen in the 41st round by the Orioles in last June's free agent drafted, but opted to attend Clemson University.

League Championship Series Record

YEAR CLUB	AVG.	G	AB	R	H	2B	3B	HR	RBI	BB	SO	SB	CS	HP
1970 Bal. vs. Min.	.000	2	2	0	0	0	0	0	0	0	0	0	0	0
1975 Cin. vs. Pit.	.000	1	1	0	0	0	0	0	0	0	0	0	0	0
1979 Bal. vs. Cal.	.500	2	2	0	1	0	0	0	1	0	0	0	0	0
L.C.S. Totals	.200	5	5	0	1	0	0	0	1	0	0	0	0	0

World Series Record

YEAR CLUB	AVG.	G	AB	R	H	2B	3B	HR	RBI	BB	SO	SB	CS	HP
1970 Bal. vs. Cin.	.000	1	1	0	0	0	0	0	0	0	0	0	0	0
1975 Cin. vs. Bos.	.500	2	2	0	1	0	0	0	0	0	1	0	0	0
1979 Bal. vs. Pit.	.250	5	4	0	1	1	0	0	2	1	0	0	0	0
W.S. Totals	.286	8	7	0	2	1	0	0	2	1	1	0	0	0

YEAR CLUB	AVG.	G	AB	R	H	2B	3B	HR	RBI	BB	SO	SB	CS	HP
1966 Miami—1	.255	19	51	13	1	0	0	0	3	5	3	0	0	0
1967 Miami	.262	135	497	50	130	24	10	3	49	61	51	21	4	5
1968 Elmira	.271	55	181	19	49	8	1	0	22	26	25	7	2	1
1968 Rochester	.262	75	271	37	71	13	3	8	34	35	54	1	1	0
1968 Rochester	.282	132	475	78	134	24	2	28	83	69	61	11	4	1
1968 Baltimore	.333	7	18	2	6	0	0	0	0	3	1	4	0	0
1970 Baltimore	.257	83	152	25	39	5	0	5	20	35	26	2	0	1
1971 Rochester	.282	78	259	56	73	9	4	19	63	52	40	2	0	1
1971 Baltimore	.174	18	23	2	4	0	0	0	1	3	4	0	0	0
1972 Baltimore	.231	97	247	30	57	10	0	11	29	32	26	0	0	1
1973 Baltimore—2	.206	54	131	16	27	4	0	3	15	16	14	0	0	1
1974 Cincinnati	.240	84	125	11	30	12	0	1	11	7	6	0	0	0
1975 Cincinnati—3	.268	66	71	8	19	6	0	0	1	0	0	0	0	0
1976 Atlanta—4	.000	7	6	0	0	0	0	2	7	9	10	1	1	0
1976 Rochester—5	.261	20	69	4	18	7	0	0	5	7	11	0	0	1
1976 Baltimore	.246	33	61	5	15	1	0	0	8	4	2	29	0	2
1977 Rochester	.308	108	403	69	124	24	2	30	80	42	29	0	0	2
1977 Baltimore	.364	18	22	3	8	1	0	1	9	1	3	0	0	1
1978 Baltimore	.253	62	95	9	24	2	0	0	12	8	12	0	0	1
1979 Baltimore	.317	61	63	8	20	5	1	1	8	14	13	0	0	1
1980 Baltimore	.288	92	233	33	67	8	0	12	50	29	21	0	0	0
1981 Baltimore	.246	68	134	12	33	6	0	4	25	29	12	0	0	0
1982 Baltimore	.237	65	93	8	22	2	0	3	17	21	9	0	0	0
1983 Montreal—6	.182	50	44	2	8	0	0	0	3	9	4	0	0	1
A.L. Totals	.253	658	1272	153	322	44	1	40	194	196	155	2	0	5
N.L. Totals	.232	207	246	21	57	18	0	2	35	26	26	1	0	2
M.L. Totals	.250	865	1518	174	379	62	1	42	229	222	181	3	0	7

* Led League

1—Selected by Baltimore organization in June '66 free agent draft (11th round, regular phase) . . . Signed on 8/10/66.

2—Contract sold to Texas Rangers on 12/6/73 . . . Rangers in turn sold contract to Cincinnati Reds on 3/19/74.

3—Acquired by Atlanta Braves from Cincinnati Reds in deal for pitcher Mike Thompson on 4/6/76.

4—Released by Braves on 5/6/76 and signed by Rochester as free agent on 5/25/76.

5—Contract purchased by Baltimore from Rochester on 6/27/76.

6—Released by Orioles on 4/4/83 and signed by Montreal on 5/25/83.

JOHN HENRY HART


47

Born: July 21, 1948
Height: 6'1"; **Weight:** 180
Batted, R; Threw, R
Position: Catcher

Birthplace/Residence: Born in Tampa, FL . . . Grew up and resides in Orlando, FL.

Tenure: Has spent nine years in professional baseball, all as a player or manager at the minor league level.

Signed Originally with: Montreal.



WINTER BALL: For the 2nd consecutive year, managed Estrellas in the Dominican League this past winter . . . Guided the club to a 34-26 record and a 2nd place finish in the regular season.

MINOR LEAGUE MANAGER: Has managed the last 6 seasons ('82-'87) in the minors, all in the Orioles organization, and has managed at every level in the system . . . Managing record is 436-334 (.566), not including a 16-12 post-season mark.

Bluefield: Began career at Bluefield in the Appalachian League in '82 . . . Piloted team to league championship with 47-22 (.681) record, tying the '66 Aberdeen club (managed by **Cal Ripken Sr.**) as the 2nd best record in the history of the O's farm system.

Hagerstown: In '83, he moved up to Hagerstown (Carolina League) and despite going 84-52 (.618) finished 2nd in the division in both the first and 2nd halves of the season and didn't qualify for the playoffs.

Charlotte: Spent the first half of the '84 season at Hagerstown (32-38) and the remainder of the year at Charlotte in the Southern League . . . Led Charlotte to a 46-29 (.613) 2nd half record, best in the league, and an eventual SL championship . . . Returned to Charlotte in '85 and came within one game of a 2nd consecutive championship while compiling a 78-65 (.545) mark.

IN UNIFORM

JOHN HART (Cont.)

Rochester: Spent the last 2 seasons at Rochester (International League) and guided the Red Wings to the playoffs both years, the first time since '80 they had been to post-season.

In '86, he was named the league's "Manager of the Year" when he steered the Red Wings to their best record (75-63) since '76 . . . The Wings advanced to the championship round of the IL playoffs but fell to Richmond 3 games to 2 for the league title . . . Last year Rochester won 15 of its final 18 games to finish 3rd with a 74-65 (.532) record . . . The Red Wings were eliminated in the first round of the playoffs to eventual champion Columbus.

PLAYING CAREER: His pro career spanned 3 years ('69-'71), all as a catcher in the Expos' system.

AMATEUR BACKGROUND: Graduated from Winter Park High School (FL) in '66 . . . Went to Seminole Junior College for 2 years, winning All-America honors one year ('69) and All-Florida JC honors twice.

PERSONAL: After pro playing career ended, he returned to school, earning a degree from University of Central Florida in '73 . . . Then entered high school coaching in Orlando, FL area at Westridge and Boone high schools . . . In '79, took Boone to state championship . . . Also ran a Nautilus center, a traveling baseball clinic, and in the summers, served as baseball director for the city of Aspen, CO.

He and his wife, Sandi, have one daughter: Shannon (7/12/73).

YEAR CLUB	AVG.	G	AB	R	H	2B	3B	HR	RBI	BB	SO	SB
1969 W Palm Beach	.231	53	182	8	42	4	1	1	13	8	14	0
1970 W Palm Beach	.220	98	305	25	67	4	1	0	25	24	25	2
1971 Quebec City	.221	84	271	16	60	6	2	1	18	3	16	0
Pro Totals	.223	235	758	49	169	14	4	2	56	35	55	2

44

ELROD (ELLIE) JEROME HENDRICKS

Born: Dec. 22, 1940
Height: 6'1"; **Weight:** 185
Batted, L; Threw, R

Position: Catcher

Birthplace/Residence: Born and raised in St. Thomas, VI. . . Has lived in Baltimore area (Randallstown) since '70.

Tenure: This is his 30th season in professional baseball . . . He has spent 18½ years in Baltimore organization . . . Had 10 years, 89 days service as a major league player.

Signed Originally with: Milwaukee (Atlanta) Braves.



MAJOR LEAGUE CAREER

When he first joined the O's in '68, Ellie had spent 9 seasons in the minors . . . During the 21 years that have elapsed since then, he has been with Baltimore for nearly 18½.

He played for the Cubs during the last 6 weeks of '72 (Tommy Davis deal) before returning to the O's that winter, then logged 1½ years in the Yankees organization from June '76 thru the '77 season, before rejoining the Birds.

COACH: Ellie was appointed bullpen coach in Nov. '77 . . . He also served as a player-coach for parts of the '78 and '79 seasons and has supervised the off-season workouts the last 9 winters for players living in the Baltimore area.

He was the American League's batting practice catcher and bullpen coach for the '82 All-Star game in Montreal.

'79 SEASON: He coached exclusively all year until Sep. 1, when the roster expanded to 40 players . . . He made only one appearance, in a game at Detroit on Sep. 19, and went 0-for-1 with a throwing error behind the plate . . . He was not eligible for post-season play.

'78 SEASON: He started the season as a coach, but was activated on May 18, replacing Gary Roenicke who was optioned to Rochester. He remained on the player list for the remainder of the year while also continuing as coach.

110

'78 BATTING/ERA LEADER: In 13 games, batted .333 (18-6) and in his one career pitching stint he compiled a 0.00 era, thus leading the club in both categories (actually he tied Dave Ford in era . . . Ford pitched 15 scoreless innings in Sep.)

His pitching career took place in Toronto on June 26 where the O's were absorbing a 24-10 pasting by the Blue Jays . . . Worked 2.1 innings, allowing no runs, one hit and one walk while putting an end to the carnage that had been inflicted on four predecessors (Mike Flanagan, Joe Kerrigan, Tippy Martinez and outfielder Larry Harlow) . . . Don Stanhouse then pitched the final inning, and he, too, held the Blue Jays scoreless.

YANKEES '76-'77: In '76, he played in 26 games for the Yankees after the June 15 trade from Baltimore and batted .210 (57-12).

Spent '77 shuttling between New York and Syracuse. He played in only 10 games for the Yankees and was not eligible for post-season play.

ORIOLES '68-'76: Ellie had been with the O's for nearly 9 full years when he was traded to the Cubs for Tommy Davis in Aug. '72 . . . However when the season ended, he was reacquired by Baltimore.

100 Games/Year: Played in more than 100 games in each of the O's 3 pennant-winning seasons of '69-'70-'71 . . . He and Andy Etchebarren more or less split the regular catching job from '68 thru '71.

Weaver/Lane: Earl Weaver and Frank Lane were instrumental in convincing the O's to draft him from the Angels' AAA Seattle affiliate in Nov. '67 . . . Played for Weaver in Puerto Rico previously and Lane had scouted him in Mexico.

ALCS/WS: He compiled a .273 (66-18) average in 23 post-season games for the O's and Yankees (comprising five league championship series and four World Series).

'70 WS: Hit .364 (11-4) against the Reds with a home run and double and contributed significantly to the O's wins at Cincinnati in games #1 and #2.

In the opener, the Reds jumped out 3-0, but Ellie tied it in the 5th with a home run off Gary Nolan and the O's went on to win on Brooks' homer in the 7th . . . There was a play in the Cincinnati 6th in which Ellie was involved and that was as important as the home run.

"Carbo-Burkhardt" Incident: One inning after Ellie had tied the game with his home run, the Reds had Bernie Carbo on 3rd representing the lead run, and only one out (Brooks had retired Lee May leading off the inning on a sensational play).

Pinch-hitter Ty Cline then chopped a high bouncer in front of the plate . . . As Ellie went out and grabbed it, Carbo headed home, Ellie dove and tagged Carbo a few feet up the line and umpire Ken Burkhardt, who had been spun around by the runners as they converged so that his back was to the play, called Carbo out.

Films later revealed that Ellie had tagged Carbo with one hand while holding the ball in the other, and that Carbo had missed the plate.

EARLY CAREER

PUERTO RICO: Ellie played for Santurce in the Puerto Rican Winter League each year from '60-'77, except in '71 when the O's went to Japan . . . His 112 homers in that loop rank him 2nd on the all-time list to former St. Louis Browns outfielder Willard Brown (120).

MINORS: He enjoyed his best minor league seasons in Jalisco in the Mexican League (AAA) where he hit 109 homers in 4 years and was known as the "Babe Ruth of Mexico" . . . In last season there ('67), he led the league in homers (41) and was 2nd in rbi (112).

He started his career in the Milwaukee Braves' organization ('59-'60), then spent 2 years at Winnipeg in the Cardinals' system ('62-'63) before going to Mexico.

PERSONAL: One of the most popular personalities ever to wear an Orioles uniform . . . He is very active in community projects in the Baltimore area . . . Speaks fluent Spanish . . . Plays the flute.

Received the first "Jack Dunn Memorial Service Award," named after the late Orioles executive and presented by the Maryland Professional Baseball Players Association in January at the 35th Annual Tops in Sports Banquet . . . Ellie received the award for his "many selfless years of service to the community."

111

ELLIE HENDRICKS (Cont.)

He was also selected the first "Man of the Year" by the Baltimore chapter of the National Conference of Christians and Jews in Feb. '83 in recognition of his outstanding service to the community.

He has operated a 2-week baseball camp for youngsters the past 6 summers at McDonogh School in Owings Mills.

He and his wife, **Merle**, were married Jan. 14, '70 and are the parents of two sons: **Ryan** (8/3/72) and **Ian Christopher** (11/28/76). They have lived in the Randallstown area, near Baltimore, since the early 70s.

Has 4 children by a previous marriage: **Abegail** (7/13/62), **Elrod Jr.** (4/7/64), **Elroy** (10/17/65) and **Berecia** (8/25/67).

YEAR CLUB	AVG.	G	AB	R	H	2B	3B	HR	RBI	BB	SO	SB	CS	HP
1959 McCook	.235	25	34	6	8	1	0	0	3	13	4	1	—	0
1960 Wellsville	.235	73	217	36	51	8	1	11	36	28	52	0	0	4
1961	(Out of organized ball)													
1962 Winnipeg	.211	69	213	25	45	7	2	3	22	27	36	3	—	4
1963 Winnipeg	.280	22	50	10	14	0	0	3	12	8	6	2	0	2
1964 Jalisco	.292	67	202	43	59	8	4	10	45	48	38	3	0	2
1965 Jalisco	.285	128	411	100	117	14	8	35	98	102	85	4	2	8
1966 Jalisco	.301	122	386	78	116	19	2	23	87	107	55	6	6	10
El Paso	.268	18	56	6	15	2	0	3	12	7	14	0	0	0
1967 Jalisco	.316	131	434	124	137	18	4	*41	112	94	60	11	1	20
Seattle—1	.222	13	36	3	8	1	0	2	4	2	12	0	0	0
1968 Baltimore	.202	79	183	19	37	8	1	7	23	19	51	0	0	1
1969 Baltimore	.244	105	295	36	72	5	0	12	38	39	44	0	0	2
1970 Baltimore	.242	106	322	32	78	9	0	12	41	33	44	1	0	4
1971 Baltimore	.250	101	316	33	79	14	1	9	42	39	38	0	0	2
1972 Baltimore	.155	33	84	6	13	4	0	0	4	12	19	0	0	1
Chi. (NL)—2	.116	17	43	7	5	1	0	2	6	13	8	0	0	1
1973 Baltimore	.178	41	101	9	18	5	1	3	15	10	22	0	0	1
1974 Baltimore	.208	66	159	18	33	8	2	3	8	17	25	0	0	1
1975 Baltimore	.215	85	223	32	48	8	2	8	38	34	40	0	0	1
1976 Bal.-N.Y.—3	.174	54	132	8	23	2	0	4	9	10	23	0	0	1
1977 New York (AL)	.273	10	11	1	3	1	0	1	3	0	2	0	0	0
Syracuse—4	.281	56	135	30	38	9	0	11	37	21	16	0	0	4
1978 Baltimore	.333	13	18	4	6	1	0	1	1	3	3	0	0	0
1979 Baltimore	.000	1	1	0	0	0	0	0	0	0	0	0	0	0
A.L. Totals	.222	694	1845	198	410	65	7	60	222	216	311	1	4	12
N.L. Totals	.116	17	43	7	5	1	0	2	6	13	8	0	1	0
M.L. Totals	.220	711	1888	205	415	66	7	62	228	229	319	1	5	12

* Led League

1—Contract selected for \$25,000 in major league draft from Seattle roster (Angels) on 11/28/67.

2—Sent to Chicago Cubs on 8/18/72 in straight waiver deal for outfielder Tommy Davis. . . . Reacquired from Cubs on 10/30/72 in exchange for catcher Francisco Estrada.

3—Traded to New York on 6/15/76 along with pitchers Ken Holtzman, Doyle Alexander, Grant Jackson, and Jimmy Freeman (assigned from Rochester to Syracuse) in deal for pitchers Tippy Martinez, Rudy May, Dave Pagan, and Scott McGregor (assigned from Syracuse to Rochester) and catcher Rick Dempsey.

4—Agreed to terms with Baltimore as free agent in Nov. '77.

League Championship Series Record

YEAR CLUB	AVG.	G	AB	R	H	2B	3B	HR	RBI	BB	SO	SB	CS	HP
1969 Bal. vs. Min.	.250	3	8	2	2	2	0	0	3	1	2	0	0	0
1970 Bal. vs. Min.	.400	1	5	2	2	0	0	0	0	0	1	0	0	0
1971 Bal. vs. Oak.	.500	2	4	1	2	0	0	0	1	2	1	1	0	0
1974 Bal. vs. Oak.	.167	3	6	1	1	0	0	0	0	1	3	0	0	0
1976 N.Y. vs. K.C.	1.000	1	1	0	1	0	0	0	0	0	0	0	0	0
L.C.S. Totals	.333	10	24	6	8	2	0	1	5	3	7	0	0	0

World Series Record

YEAR CLUB	AVG.	G	AB	R	H	2B	3B	HR	RBI	BB	SO	SB	CS	HP
1969 Bal. vs. N.Y.	.100	3	10	1	1	0	0	0	0	1	0	0	0	0
1970 Bal. vs. Cin.	.364	3	11	4	1	0	1	0	4	1	2	0	0	0
1971 Bal. vs. Pit.	.263	6	19	3	5	1	0	0	1	3	3	0	0	1
1976 N.Y. vs. Cin.	.000	2	2	0	0	0	0	0	0	0	0	0	0	0
W.S. Totals	.238	14	42	5	10	2	0	1	5	5	5	0	0	1

PRESIDENTIAL VISITS

The Orioles are 0-4 in games in which a President has thrown out the first ball at Memorial Stadium. The O's are 0-3 with President Ronald Reagan present (1st game of '83 World Series and home openers in '84 & '86). They also lost the only game President Jimmy Carter attended, the seventh game of the '79 World Series. No other Presidents have visited Memorial Stadium, although in the first game the O's ever played in Baltimore in '54, Richard Nixon threw out the first ball as Vice President under President Dwight Eisenhower. The O's did win that game, 3-1 over the White Sox (see also "O's first game in Baltimore," page 80).


CRISTOBAL RIGOBERTO (MINNIE) MENDOZA

Born: Nov. 16, 1933
Height: 6'0"; **Weight:** 180
Batted, R; Threw, R
Position: Infielder

Birthplace/Residence: Born and grew up in Havana, Cuba . . . Now resides in Charlotte, NC.

Tenure: Has spent 30 years in professional baseball as a player, coach, manager, instructor and scout . . . Begins his 9th season in the Orioles organization, first on the major league level.

Signed Originally with: Signed his first professional contract with the Havana Cubans of the International League in '54 . . . Four years later he signed with the Washington Senators organization.



COACHING/MANAGING: As first base coach for the Orioles, Minnie begins his first year of coaching in the majors . . . Began his career as a manager at Juarez in the Mexican League in '74 and '75 . . . Compiled a 118-158 (.428) combined record in 2 seasons there . . . Left professional baseball for the next 4 years ('76-'79) before returning in '80 with the Orioles organization as a scout and a coach at Charlotte . . . In '81, he managed at Miami, the O's affiliate in the Florida State League (A) and the club posted a 44-92 (.324) mark.

From '82 thru '84 he served as the O's minor league batting instructor . . . For the past three years he has served as a coach at Charlotte, and for '86 and '87 was the coordinator of the Orioles' Dominican summer baseball program and winter league.

MAJOR LEAGUE CAREER: Saw his only major league experience with the Twins in '70 . . . Made club out of spring training and was with club the first 2 months . . . Appeared in only 16 games . . . Got first major league hit at Baltimore off **Mike Cuellar** on May 2, a pinch-hit single.

MINOR LEAGUE CAREER: Played 20 years of minor league ball, 15 ('58-'72) in the Senators/Twins organization . . . Played 10 full seasons with the Charlotte Hornets of the South Atlantic League and later the Southern League . . . Was one of the most popular players ever to wear a Charlotte uniform.

Was a six-time all-star ('65-'69 and '71) at Charlotte . . . In fact, he was named to his league's all-star team 7 straight years ('70 in the American Association while at Denver).

Batted over .300 six times in his career . . . Led the Southern League in batting in '67 with a .297 mark and '71 with a .316 average . . . Led the SL in hits in '67, '68 and '71; doubles in '68; and in fielding by a 3rd baseman in '66 and '71.

In '59 at Missoula (Class C, Pioneer League), he batted a career-high .357, 3rd in the league, and led the league in hits and doubles . . . Hit .333 in '69 at Denver and finished 3rd in the American Association in batting.

Began his career at Miami, a farm club of the Havana Cubans . . . His career ended with Monterrey in the Mexican League in '73.

PERSONAL: Minnie is one of six children . . . Is a '52 graduate of the Instituto Mariano in Havana, Cuba, where he starred in baseball, track and volleyball . . . He enjoys fishing and cooking.

He and his wife, **Julia**, have four daughters: **Amalia** (27), **Milagros** (25), **Carmen** (22) and **Julia** (17).

INSIDE-THE-PARK HOME RUNS

The Orioles have hit 17 inside-the-park home runs in their 34-year history, but none since Aug. 21, '76 when Al Bumbry hit one off Jesse Jefferson at Chicago. O's opponents have hit 13, including five since Bumbry's.

There have been 11 inside-the-park home runs hit at Memorial Stadium (9 by the Orioles, 2 by opponents). The last one hit at Baltimore came April 19, '74, when Bumbry hit one off N.Y.'s Steve Kline. Bumbry's 2 inside-the-park blasts rank him 2nd on the O's all-time list behind Paul Blair (3, two at home).

MINNIE MENDOZA (Cont.)

YEAR	CLUB	AVG.	G	AB	R	H	2B	3B	HR	RBI	BB	SO	SB
1954	Miami	.500	3	2	0	1	0	0	0	0	0	0	0
	Nogales	.323	101	436	89	141	35	2	16	79	32	49	6
1955	Portsmouth	.266	129	467	65	124	18	4	3	52	58	72	4
1956	Nueva Loredo	.220	103	318	40	70	12	1	1	27	28	50	10
	Havana	.083	4	12	0	1	0	1	0	0	0	0	0
1957	Albuquerque	.182	21	77	10	14	3	1	1	8	8	9	9
	Wausau	.230	100	409	56	94	17	6	5	43	35	65	7
1958	Missoula	.271	23	85	10	23	3	1	0	11	9	8	0
1959	Missoula	.357	126	487	105	174	32	9	12	94	52	39	8
1960	Charlotte	.295	138	516	71	152	21	8	2	43	38	35	2
1961	Charlotte	.282	139	536	62	151	16	5	1	41	36	22	7
1962	Vancouver	.260	113	366	39	95	12	1	3	35	19	23	3
1963	Charlotte	.285	84	319	47	91	10	4	0	29	23	15	9
1964	Charlotte	.302	125	473	67	143	19	2	8	47	26	42	7
1965	Charlotte	.275	141	549	64	151	20	4	5	42	45	40	12
1966	Charlotte	.279	128	501	68	140	15	1	1	34	28	31	29
1967	Charlotte	.297	134	528	62	157	21	1	0	40	27	24	16
1968	Charlotte	.303	139	545	85	165	35	3	4	67	37	32	30
1969	Denver	.333	139	502	97	194	23	2	0	48	28	31	4
1970	Minnesota	.188	16	16	2	3	0	0	0	2	0	1	0
	Evansville	.277	84	314	37	87	14	0	2	16	17	16	8
1971	Charlotte	.316	131	516	80	163	18	3	1	55	43	46	9
1972	Charlotte	.248	135	516	51	128	18	2	2	41	28	27	5
1973	Monterrey	.281	42	153	22	43	4	1	0	16	12	10	2
Pro Totals		.290	2298	8643	1229	2505	366	62	67	870	629	688	187

31

HERMAN PAUL STARRETTE


Born: Nov. 20, 1938
Height: 6'0"; **Weight:** 185
Batted, R; Threw, R

Position: Pitcher

Birthplace/Residence: Born, raised and still lives in Statesville, NC.

Tenure: This is his 31st year in professional baseball, his 17th in the Orioles organization.

Signed Originally with: Orioles.



COACHING

Has returned to the Orioles after an absence of 14 years . . . During that period he worked for 5 different organizations:

Coaching career—1967: Pitching coach at Rochester . . . **1968-73:** Orioles minor league pitching coach . . . **1974-76:** Atlanta Braves' major league pitching coach . . . **1977-78:** San Francisco Giants' major league pitching coach . . . **1979-81:** Philadelphia Phillies' major league pitching coach . . . **1982:** Coordinator/minor league development for Milwaukee Brewers. **1983-84:** San Francisco Giants' pitching coach . . . **1985-86:** Milwaukee Brewers major league pitching coach . . . **1987:** Chicago Cubs' major league pitching coach.

In two tours of duty with Giants worked under Managers **Joe Altobelli** ('77-'78) and **Frank Robinson** ('83-'84) . . . Another ex-Oriole, **Don Buford**, was also one of **Frank's** coaches . . . Pitched for **Earl Weaver** 4 seasons in the minors ('59, '62, '64 & '66) and coached for him in '67 at Rochester . . . Herm has also coached under the following other managers:

Atlanta: **Eddie Mathews, Clyde King, Connie Ryan** and **Dave Bristol**; **Philadelphia:** **Danny Ozark** and **Dallas Green**; **Milwaukee:** **George Bamberger** and **Tom Treblehorn**; **Chicago:** **Gene Michael** and **Frank Lucchesi**. **Dallas Green** was gm.

PITCHING CAREER

Pitched for 9 seasons, all in the Orioles' organization, from Class "C" to the majors. Throughout his career, he fanned 2½ batters for every one he walked.

MINORS: Was a starter originally and completed nearly 50% of his starts from '58 thru '62 . . . Won 17 games at Aberdeen, SD in the Northern League in '59 and pitched complete games in 16 of them . . . During his first pro season

('58), also at Aberdeen, he went the route against St. Cloud, MN in a 17-inning game that ended in a 1-1 tie. His mound opponent who also went the route that night was **Gaylord Perry**.

That game was replayed from scratch on St. Cloud's next trip in, and Herman pitched. The rematch went 13 innings, he went the distance again, and Aberdeen won on a pinch home run by playing manager **Billy DeMars**.

Turned exclusively to relief in '62 . . . That year at Elmira in the Eastern League he won 14, saved 19 (unofficially, because saves weren't part of the official record until '69), and set a loop record with 61 appearances while compiling a 2.65 era.

In '64 he spent a good part of the year on the disabled list and also pitched in 5 games with the O's, but the rest of the time he spent at Rochester. For the Red Wings, he had a 1.96 era in 30 appearances, and pitched 11.2 scoreless innings over 4 playoff appearances to lead Rochester to the International League championship. **Dave Johnson, Joe Durham**, and **Tom Phoebus** were among his teammates on that club.

Credits **DeMars, Weaver** and **Darrell Johnson** as the 3 most helpful managers he played for in the minors.

MAJORS: Gained his only major league victory on June 28, '64 against the Pesky Nats at RFK in relief of **Wally Bunker (Dick Hall)** earned a save. The loser was **Dave Stenhouse**. The previous season, Herm took his only big league loss, pitching in relief of **Robin Roberts** at Baltimore on July 5 ('63), to the Twins' **Bill Dailey**.

★★★

PERSONAL/MISCELLANEOUS: Herm and his wife, the former **Betty Signon**, were married June 2, '60 . . . They have one daughter, **Lisa** (age 27) . . . Herm graduated from Cool Spring High School in Cleveland, NC in '56 . . . He pitched in all of his school's games in 4 years there.

Attended Lenoir Rhyne College in Hickory NC . . . Was also offered a basketball scholarship to Wake Forest . . . Served in the National Guard . . . His late brother, **George**, pitched 144 seasons in pro ball.

CAREER RECORD

YEAR	CLUB	W-L	ERA	G	GS	CG	SHO	IP	H	R	ER	BB	SO
1958	Aberdeen* (C)	7- 9	3.50	21	17	7	0	144	136	70	56	58	103
1959	Aberdeen (C)	17- 7	3.49	32	25	16	1	196	208	94	76	54	154
1960	Vancouver (AAA)	0- 2	6.67	11	3	0	0	27	35	21	20	13	10
1960	Stockton (C)	9- 7	3.42	24	20	9	1	142	159	66	54	31	91
1961	Appleton (B)	11- 7	3.64	35	17	7	2	146	153	64	59	54	128
1962	Elmira (A)	14-10	2.65	61	7	4	0	163	155	61	48	29	133
1963	Rochester (AAA)	6- 2	1.13	24	0	0	0	48	40	11	6	14	28
1963	Baltimore (Maj)	0- 1	3.46	18	0	0	0	26	26	10	12	11	46
1964	Rochester (AAA)	5- 2	1.96	30	0	0	0	55	46	3	2	6	5
1964	Baltimore (Maj)	1- 0	1.64	5	0	0	0	11	9	3	2	6	5
1965	Rochester (AAA)	3- 3	2.88	44	0	0	0	78	79	29	25	14	43
1965	Baltimore (Maj)	0- 0	1.00	4	0	0	0	9	8	3	1	3	3
1966	Rochester (AAA)	0- 1	8.57	14	0	0	0	21	36	23	20	5	8
Pro Totals:		73-51	3.28	323	89	43	4	1066	1090	469	389	299	765

M.L. Totals:	1- 1	2.54	27	0	0	0	0	46	43	16	13	16	21
--------------	------	------	----	---	---	---	---	----	----	----	----	----	----

* Signed as free agent with Baltimore organization 5/31/58.

O'S JAPAN TRIPS '71 & '84

The Orioles have made 2 trips to Japan, both sponsored by the Yomiuri Shimbun, Japan's largest newspaper and the owners of the Tokyo Giants.

In '71, the O's were 12-2-4 on a 31 day tour and went 8-0 with 3 ties against the Giants who had just captured their 7th straight Japan championship. The O's left on the month long junket just 3 days after losing a 7-game World Series to the Pirates.

The Birds earned the '84 trip by beating the Phillies in the '83 World Series . . . Despite a 5th place '84 finish, the O's went 4-1 in the first 5 games against the '84 Japan Champion Hiroshima Carp, and 4-1 as well vs. the sponsoring Tokyo Giants. Their overall record was 8-5-1.

In the fall of '86, Cal Ripken Jr. represented the Orioles on a team of American Major League All-Stars that went 5-1 against an All-Star aggregation from the Japanese Central and Pacific Leagues . . . Cal led the Americans in hitting with a .500 average (14-7) . . . See Ripken's biog for more details.

IN UNIFORM

PLAYERS

41 DONALD (DON) WILLIAM AASE


Born: Sep. 8, 1954
Height: 6'3"; **Weight:** 222
Bats: R; **Throws:** R
Position: Pitcher

Birthplace/Residence: Born and grew up in Orange, CA . . . Now lives in nearby Yorba Linda, CA.

Contract Status: Signed four-year contract, extending thru '88 season, in Dec., '84.

Tenure: 10 years, 70 days.

Signed Originally with: Boston.



YEAR CLUB	W-L	ERA	G	GS	CG	SHO	SV	IP	H	R	ER	BB	SO
1972 Williamsport-1	0-10*	5.81	12	12	1	0	0	62	60	48	40	34	40
1973 Winter Haven	12-15*	3.60	29	29	9	6	0	170	153	82	68	73	127
1974 Winston-Salem	*17-8	*2.43	32	*30	*18	4	2	*230	185	72	62	84	176
1975 Pawtucket	8-13	3.63	29	*29	7	3	0	186	173	85	75	88	125
1976 Pawtucket	5-2	3.33	10	9	2	1	0	54	42	23	20	34	40
1977 Pawtucket	6-6	5.05	18	18	5	0	0	109	118	67	61	60	64
1977 Boston-2	6-2	3.13	13	13	4	2	0	92	85	36	32	19	49
1978 California	11-8	4.02	29	29	6	1	0	179	185	88	80	80	93
1979 California	9-10	4.81	37	28	7	1	2	185	200	104	99	77	96
1980 California	8-13	4.06	40	21	5	1	2	175	193	83	79	66	74
1981 California	4-4	2.35	39	0	0	0	11	65	56	17	17	24	38
1982 California	3-3	3.46	24	0	0	0	4	52	45	20	20	23	40
1983 California													
1984 Redwood	0-1	5.11	4	3	0	0	0	12.1	9	9	7	7	10
1985 California-3	4-1	1.62	23	0	0	0	8	39	30	7	7	19	28
1985 Baltimore	10-6	3.78	54	0	0	0	14	88	83	44	37	35	67
1986 Baltimore	6-7	2.98	66	0	0	0	34	81.2	71	29	27	28	67
1987 Baltimore	1-0	2.25	7	0	0	0	2	8	8	2	2	4	3
M.L. Totals	62-54	3.73	332	91	22	5	77	964.2	956	430	400	375	555

* Led League

1—Selected by Boston in June '72 free agent draft (6th round).

2—Acquired by California from Boston with undisclosed amount of cash in deal for 2nd baseman Jerry Remy.

3—Played out option with California. . . Signed contract (re-entry System) with Orioles on 12/13/84.

League Championship Series Record

YEAR CLUB, OPP.	W-L	ERA	G	GS	CG	SHO	SV	IP	H	R	ER	BB	SO
1979 Cal. vs. Bal.	1-0	1.80	2	0	0	0	0	5	4	1	1	2	6

All-Star Game Record

YEAR CLUB, SITE	W-L	ERA	G	GS	CG	SHO	SV	IP	H	R	ER	BB	SO
1986 A.L., Hou.	0-0	0.00	1	0	0	0	1	0.2	0	0	0	0	0

Low-Hitters: 3-Hitters—2 (July 31, '77 at Cal., Sep. 5, '77 at Tor. for Bos.)

Strikeout Highs: 11 (July 26, '77 vs. Mil. at Bos., major league debut) . . . **In Relief: 5, 6 times** (last 2: Aug. 21, '85 at Sea. and June 17, '85 vs. N.Y. at Bal.)

Walk Highs: 6 (June 23, '78 at Tex.) . . . **In Relief: 5** (Apr. 8, '82 at Oak.)

Winning Streak: 8 (Aug. 7, '84 thru May 10, '85).

Losing Streaks: 4 twice (latest Aug. 15 thru Sep. 8, '86).

Longest Relief Stints: 6 innings, twice (Aug. 10, '80 vs. Min. at Cal., and Apr. 13, '82 vs. Sea. at Cal.).

Pitches: Fastball, curve, slider.

1987 SEASON SUMMARY

Was the winning pitcher opening day over Texas on **Larry Sheets'** 10th inning sac fly, after relieving **Mike Boddicker** in 9th inning of a 1-1 tie. That was to be his only victory and one of only 7 appearances he would make during the '87 season, during which he was on the active list for only 23 days. This, after having appeared in a career-high 66 games and amassing a club record 34 saves the year before.

SHOULDER INJURY/SURGERY: Complained of a sore shoulder on April 8 following his 2nd appearance, then pitched only once more before going on disabled list Apr. 15.

Reactivated May 13, appeared in 4 games, and earned his only 2 saves of the season before going back on the injury list 2 weeks later (May 27). That marked the end of his '87 season.

Underwent arthroscopic surgery by **Dr. Lewis Yocum** at Centinela Hospital (Inglewood, CA) on July 30. **Yocum**, who had performed more complex surgery on Don in '82 (see "Arm Injury/Recovery" below), repaired tears in the **labrum** in a 40-minute procedure. The labrum is the band of fibro-cartilage that rings the shoulder socket.

He began therapy 3 weeks later, but did not throw for the first time until December.

SAVES: Earned his only 2 saves of the year after coming off the DL the first time: May 17 at California for **Dave Schmidt** and May 23 at Oakland for **Mike Boddicker**.

Career Saves for Orioles' Pitchers (50)

Mike Boddicker	10	Brad Havens	2
Ken Dixon	8	Dennis Martinez	2
Storm Davis	7	Tippy Martinez	2
Scott McGregor	6	Eric Bell	1
Mike Flanagan	5	Dave Schmidt	1
Rich Bordi	2	Nate Snell	1
John Habyan	2	Sammy Stewart	1

VS. OPPONENTS: Remains undefeated against 2 opponents, the Royals (7-0 with 5 saves) and the Angels (2-0 with 5 saves) . . . His 8 wins over the Indians (4 losses) represent a career high as do his 10 saves against the Yankees . . . His 2.08 era (IP-26, ER-6) vs. California is also a lifetime best . . . His worst won-lost record vs. one opponent is 1-6 against the O's.

1986 SEASON HIGHLIGHTS

SAVES LEADER: His 34 saves easily eclipsed the old club mark of 26, set by **Tim Stoddard** in '80 . . . Aase ranked 2nd in A.L. behind **Dave Righetti's** 46 and 4th in majors (**Todd Worrell**—36, **Jeff Reardon**—35).

He had a hand in 40 of the O's 73 victories with either a save or a win (55%). His saves total was the highest ever for a pitcher on a last-place club, exceeding the Brewers' **Ken Sanders'** 31 in '71 . . . In the Rolaids Relief Competition (win & save-2 points each, loss-1 point), Aase had 73 points to finish 2nd behind **Righetti** (100 points) for A.L. laurels.

Established club mark for relief points (wins + saves) with 40, bettering old mark of 38 that had been held by **Stu Miller** since '65. Finished 58 games, one short of **Miller's** club record 59 ('63), and 3rd best in the A.L.

Broke club record for saves with his 27th on July 28, but had only 7 the rest of the season . . . Had a save and/or a win vs. each of the O's 13 opponents . . . Earned the Birds' only '86 victory against Detroit.

MOST VALUABLE ORIOLE: Was a landslide winner, having earned 16 of 20 1st place votes and a total of 89 points (5-3-1 system). **Cal Junior** was runner-up with the other 4 1st place votes & 68 total points . . . Became only the 2nd relief pitcher to win the award (**Stu Miller** won in both '63 & '65) and the first pitcher of any description in 12 years (**Mike Cuellar** was co-winner with **Paul Blair** in '74).

ALL-STAR GAME SAVE: Saved the A.L.'s 3-2 win in the All-Star Game at Houston . . . Manager **Dick Howser** called on him to protect a one-run lead with one out in the 9th and runners on 1st and 2nd. Aase promptly induced San Francisco's **Chris Brown** to hit into a game-ending double play.

It was the 4th time in the last 6 A.L. victories (over 33 games starting '58) that an Oriole had gotten a save: **Billy O'Dell**—'58 & '59, & **Milt Pappas**—'62.

BAD DAY IN GREAT YEAR: Became first Oriole ever to lose twice in one day when he dropped both games of a doubleheader at Oakland on Aug. 28. Both losses were in "sudden death."

Lost 5-4 on a 2-out, 2-run homer by **Dave Kingman** in the 9th inning of the opener, and 8-7 on a 2-out 2-run triple by **Carney Lansford** in the 9th inning of the nightcap . . . **Wes Stock** is the only Oriole to have won 2 in one day (May 26, '63 at Cleveland).

DON AASE (Cont.)

ODDS AND ENDS: His longest outing was 3 innings . . . Only once did he work more than 2.2 and he went 2 innings or less in 61 of his 66 appearances. His longest effort since returning from '82 arm surgery (see below under "Arm Injury/Recovery") was 4.1 innings for the Angels at K.C. on Sep. 25, '84.

Named A.L. "Pitcher of the Month" in May (1-0, 9 SVS, 0.69 ERA, IP-13, ER-1) while O's enjoyed their best month of the year (18-8).

In a stretch of 19 appearances from Apr. 30 thru June 15, he allowed only one run (earned) in 23.2 innings (0.38 ERA) while picking up 14 saves and one win . . . At the end of that span, his era was 0.83 (IP-32.2, ER-3) and he was 2-2 with 18 saves.

TIDE TURNS: Thru Aug. 2, he was 4-3 and led majors with 28 saves (in 33 opportunities) . . . Then, he was sidelined with a strained back from Aug. 3-9 . . . In final 20 outings, starting Aug. 10, he was 2-4 with 6 saves (in 10 opportunities) and a 5.32 era (IP-23.2, H-26, R/ER-14, BB-8, SO-15).

PREVIOUS CAREER HIGHLIGHTS

ARM INJURY/RECOVERY: Went on disabled list June 3, '82 with "muscular strain," but was reactivated June 26 . . . On July 17, however, he came out of a game in Cleveland with a right arm that felt "like it was on fire from the elbow down."

On Oct. 18, **Dr. Lewis Yocum** performed surgery which included the transplantation of a tendon from his left wrist to his right elbow . . . Did not pick up a baseball for next 9 months, then embarked on a long, gradual program in which he ultimately began throwing on the side and eventually worked up to 3/4 speed . . . However, he did not pitch competitively again until '84 spring training.

When he appeared on June 18, '84 vs. the Rangers at Anaheim, it was his first regular season game in one year, 11 months . . . He started the season on the disabled list, then went to Redwood in the California League on May 10 for "injury rehabilitation" . . . Returned to Angels May 30 and was activated June 13.

Did not allow a run in his first 4 appearances . . . Never pitched 2 days in a row during that '84 season . . . Worked his longest stint on his final appearance of the year (Sep. 25 vs. KC).

Had one other major injury early in his career . . . Developed tendinitis in right elbow while still in minors during '75 season . . . Condition worsened in '76 (scrubbing Red Sox plan to promote him), and he did not pitch over the last 2 months.

RELIEVING/STARTING: Was a starter originally, and continued in that role during his 1st and 2nd seasons in the majors . . . Began relieving in 2nd half of '79 for Angels, but returned to starting rotation the following spring.

Became a reliever exclusively on Aug. 3, '80 (has not started since) . . . As a starter his career figures are 30-32 with a 4.25 era (IP-559, ER-264) over 91 games. In relief he has appeared in 241 games, and is 32-22 with 77 saves plus a 3.01 era (IP-406, ER-136).

AASE BY MONTH

1987 SEASON					LIFETIME					
W-L-S	ERA	IP	ER	G	MONTH	W-L-S	ERA	IP	ER	G
1-0-0	2.25	4	1	4	APR.	12-7-6	3.05	138.2	47	47
0-0-2	2.25	4	1	4	MAY	9-11-17	3.70	163	58	58
—	—	—	—	—	JUNE	7-10-10	4.04	169.1	76	50
—	—	—	—	—	JULY	9-11-13	4.07	159.1	72	51
—	—	—	—	—	AUG.	12-10-14	4.16	179.2	83	64
—	—	—	—	—	SEP.-OCT.	13-5-17	3.19	155.1	55	62

1985: Led O's in saves (14) and games (54) . . . Converted 14 of 19 save opportunities . . . Struggled thru 1st 2 months . . . On June 9 gave up 7 hits & 7 runs while retiring only 2 batters in 9th inning against Boston . . . To that point he had a 6.83 era (IP-55.2, ER-11).

For the next 3 1/2 months, from June 12 thru Sep. 29, turned it completely around . . . In that span, he was 5-3 with 12 saves in 34 appearances and maintained a 1.78 era (IP-55.2, ER-11).

CALIFORNIA ANGELS: Was first Orange County native ever to play for Angels.

In '84, was one of only 3 A.L. hurlers to beat Tigers' Cy Young Award winner **Willie Hernandez** . . . Suffered only loss to Boston's **Bob Stanley** . . . Won his last 4 decisions.

In '82, before he was beset by elbow injury, jumped off to a 3-1 record with 2 saves and a 0.67 era (IP-27, ER-2) in 10 games . . . Despite the abbreviated '81 season, earned 11 saves, then a career high, in his first full season as a reliever.

In both '79 and '80 he opened the season as a starter and moved to the bullpen in the 2nd half . . . Was 8-9 as a starter in '79 and only modestly successful in relief (1-1, 1 sv, 6.30 era).

In '80, however, after going 5-13 with a 4.90 era as a starter, he was 3-0 with 2 saves and an era of 2.08 in 19 relief appearances . . . That success triggered his permanent assignment to the bullpen.

Was Angels' lone winner in '79 ALCS vs. O's . . . Beat **Don Stanhouse** in game #3 at Anaheim . . . Held O's to one run in last 4 innings, but was behind 3-2 until Angels rallied for 2 runs in the bottom of the 9th.

In '78, his 1st full year with California, was 8-8 thru Aug., then went 3-0 in September . . . That effort gave him 6-1 Sep.-Oct. record after less than 2 full seasons in the majors.

BOSTON RED SOX: Was called up to the Red Sox July 26, '77 (from Pawtucket) in the midst of a pennant race and went 6-2 the rest of the way, all as a starter.

His first 2 big league efforts were highly notable . . . In his debut, the day he was promoted to the Carmines, he fanned 11 Brewers (still a career high) enroute to a 4-3 complete game win . . . The next time out, July 31, he pitched a 3-hit 1-0 shutout against the Angels in his native Orange County.

MINOR LEAGUE: Signed by Red Sox scout **Joe Stephenson** at age of 17 . . . In his 1st 2 pro seasons, led his league both times in losses: 0-10 in '72 New York-Penn League, and 12-15 in Florida State League the following year . . . Was 12-25 after 2 pro campaigns.

That all changed dramatically in '74 at Winston-Salem where he was the Carolina League's "Pitcher of the Year" while leading the loop in wins (17), era (2.43) starts (30), complete games (18) and innings (230).

By '76, the Red Sox expected to bring him up to the big club in mid-season, but arm trouble set in, delaying his promotion until '77.

AMATEUR CAREER: Graduated from Savanna High School in Anaheim . . . Gives his coach, **Jim Reach** (who also tutored **Al Hrabosky**) much credit for his early development . . . Played Little League, Colt League and American Legion baseball.

PERSONAL: He and his wife, **Judy** (nee Becker), were married Jan. 10, 81 . . . They have 3 children: **Kyle** (1/16/82), **Amber Kallie** (12/18/85) and **Alexander Kelby** (3/13/87) . . . Don likes to hunt during the off-season.

JOSE JOAQUIN BAUTISTA

48


Born: July 24, 1964
Height: 6'2"; **Weight:** 195
Bats, R; Throws, R
Position: Pitcher

Birthplace/Residence: Born and still lives in Bani, Dominican Republic.

Contract Status: Signed thru '88.

Tenure: None.

Signed Originally with: New York Mets.



YEAR CLUB	W-L	ERA	G	GS	CG	SHO	SV	IP	H	R	ER	BB	SO
1981 Kingsport-1	3-6	4.64	13	11	3	2	0	66	84	54	34	17	34
1982 Kingsport	0-4	8.92	14	4	0	0	5	38	61	44	38	19	13
1983 Sarasota Mets	4-3	2.31	13	13	2	0	0	82	66	31	21	32	44
1984 Columbus (Ga.)	13-4	3.13	19	18	5	3	0	135	121	52	47	35	96
1985 Lynchburg	15-8	2.34	27	25	7	3	1	169	145	49	44	33	109
1986 Jackson	0-1	8.31	7	4	0	0	0	22	36	22	20	8	13
Lynchburg	8-8	3.94	18	18	5	1	0	119	120	58	52	24	62
1987 Jackson-2	10-5	3.24	28	25	2	0	0	169	174	76	61	43	95
Pro Totals	53-39	3.57	139	118	24	9	6	800	807	389	317	211	466

1—Signed by Mets as undrafted free agent on Apr. 25, '81.

2—Acquired by the Orioles from the New York Mets in the major league draft (\$50,000) on Dec. 7, '87.

JOSE BAUTISTA (Cont.)

Pitches: Fastball, slider, forkball, change-up.

Was 1st player selected by Orioles in major league draft in 10 years, since pitcher Andy Replogle in 1977.

1987: Was 4th in the Texas League (AA) in era (3.24) and 5th in innings (169.1) . . . Among the league's starters, was 2nd in fewest base runners allowed per 9 innings (11.75) and 3rd in walks per 9 (2.09).

Allowed 3 runs or less in 17 of 25 starts . . . Lost his first 3 decisions, then went 10-2 the rest of the way beginning May 8 . . . Won 5 straight over 7 games, 6 starts, June 6-July 9, while compiling a 1.00 era (IP-45, H-27, ER-5) . . . Lowered era to season-low 2.72.

Hurled 2-hit shutout vs. Wichita on July 9 . . . Walked season-high 6 batters on June 1, but only 18 the rest of the season in 104 innings . . . Walked only 5 in his last 46 innings.

MINOR LEAGUE CAREER

Went 7-13 in his first 3 seasons as a pro, all before his 20th birthday, but in 4 seasons since has gone 46-26 (.639) with a 3.28 era and 375 strikeouts and 143 walks in 614 innings . . . Has averaged 2.10 walks per 9 innings during that span.

1986: Opened the season at Jackson, but was sent to Lynchburg (A) on May 7 . . . Was 4-1 in May for Lynchburg, where he walked an average of only 1.82 batters per 9 innings.

1985: Finished 2nd in the Carolina League in victories (15), 3rd in innings pitched (169), tied for 3rd in complete games (7) and 6th in era (2.34) . . . On May 26 hurled a 7-inning no-hitter over Prince William . . . Permitted one base runner, a two-out walk in the 4th . . . On July 18 vs. Salem, he lost a no-hitter in the 8th inning . . . Won 9 straight between June 21 and Aug. 8 . . . Walked 1.76 batters per 9 innings, top ratio in the league.

1984: Finished 8th in the South Atlantic League (3.13) and fashioned the 3rd lowest walks per 9 inning ratio in the league (2.33) . . . Had one-hitter vs. Anderson on Aug. 20.

1983: Finished 3rd in the Gulf Coast League in starts (13) and 5th in innings pitched (82) and just missed the top 10 in era (2.31).

PERSONAL: Graduated from the Bani School in the Dominican Republic . . . He and wife Ingrid were married Feb. 14, '86 . . . They have a son, Jose, born Mar. 2, '87.

45

ERIC ALVIN BELL

Born: Oct. 27, 1963

Height: 6'0"; **Weight:** 178

Bats, L; Throws, L

Position: Pitcher

Birthplace/Residence: Born and still lives in Modesto, CA.

Contract Status: Signed thru '88.

Tenure: 1 year, 34 days.

Signed Originally with: Orioles.



YEAR CLUB	W-L	ERA	G	GS	CG	SHO	SV	IP	H	R	ER	BB	SO
1982 Bluefield-1	4-1	2.10	11	9	0	0	0	51.1	42	19	12	36	30
1983 Newark	3-2	4.95	18	5	2	0	6	60	71	44	33	30	56
1984 Hagerstown	0-0	9.82	3	1	0	0	0	3.2	6	4	4	5	6
Newark	8-3	2.46	15	15	4	1	0	102.1	82	40	28	26	114
1985 Hagerstown	11-6	3.13	26	*26	5	2	0	158.1	141	73	55	63	*182
Baltimore	0-0	4.76	4	0	0	0	0	5.2	4	3	2	4	4
1986 Charlotte	9-6	3.05	18	18	6	1	0	129.2	109	49	44	66	104
Rochester	7-3	3.05	11	11	4	0	0	76.2	68	26	26	35	59
Baltimore	1-2	5.01	4	4	0	0	0	23.1	23	14	13	14	18
1987 Baltimore	10-13	5.45	33	29	2	0	0	165	174	113	100	78	111
M.L. Totals	11-15	5.34	41	33	2	0	0	194	201	130	115	96	133

120

Strikeout Highs: 12, (July 23, '87 vs. K.C. at Bal.); 9, (July 17, '87 at K.C.)

Walk Highs: 6, (Sep. 23, '86 vs. N.Y. at Bal.); 5, (May 10, '87 at Chi.)

Winning Streaks: 3, twice, (May 5 thru 25, '87 and July 17 thru 29, '87).

Losing Streaks: 6, (Aug. 5 thru Sep. 29, '87); 4, (May 30 thru June 15, '87).

Pitches: Fastball, curve, slider and change-up.

1987 SEASON SUMMARY

One of only two pitchers to remain with Orioles all season (**Mike Boddicker** was the other) . . . Tied for club lead in wins (10) earning his 10th on final day of season, his first victory since July 29 . . . Was 2nd to **Boddicker** in starts (29), innings (165) and strikeouts (111).

His 29 starts were tops among major league rookies, tying **Wally Bunker** ('64) for the 2nd most starts by an O's rookie behind **Tom Phoebus** (33 in '67) . . . Averaged 5.1 innings per start, 5th lowest among A.L. starters (min. 20 starts) . . . Pitched less than 4 innings in 9 starts . . . Averaged 4.25 walks per 9 innings, 7th highest among A.L. starters.

Was 5-1 thru May 25 in 9 games, 8 starts (ERA-3.94, IP-45.2, H-40, ER-20, HR-3), but in final 24 games, 21 starts, was 5-12 (ERA-6.04, IP-119.1, H-134, ER-80, HR-29).

After winning 5 of first 6, Bell lost 6 of next 7 leaving him 6-7 at the All-Star break . . . Rebounded to win first 3 starts after the break, tying his best stretch of '87 . . . First won at K.C., 3-1, on July 17 (IP-8.2, H-6, ER-1, BB-0, SO-9) and then hurled 2 straight complete game wins, his only 2 cg's in the majors: 2-1 at home vs. K.C. (H-5, ER-1, BB-3, SO-12) and 7-4 at Cleveland July 29 (H-10, ER-4, BB-2, SO-3).

Fell off again, losing 6 straight, Aug. 5 thru Sep. 29 (ERA-7.58, IP-48.2, H-60, ER-41, HR-16) before winning, 4-2, at N.Y. on Oct. 4.

NEAR NO-HITTER: Became one of 9 Oriole pitchers over the past 34 years deprived of a no-hitter in the 9th inning . . . On May 5 at Minnesota catcher **Tom Nieto** singled with none out after **Greg Gagne** led off the 9th by reaching on an error. Thru the first 8 innings, Bell had allowed only a walk to **Steve Lombardozi**. Minnesota went on to score 4 runs in the 9th and the Orioles used 4 other pitchers before **Ken Dixon** got the final out to save Bell's 5-4 win . . . His line that game: IP-8.1, H-2, R-3, ER-2, BB-1, SO-7.

The other victims: **Bob Turley**-'54; **Don Ferrarese**-'56; **Dave McNally** and **Mike Cuellar**-both in '69; **Jim Palmer**-'73; **Wayne Garland**-'74; **Mike Flanagan**-'78; and **Storm Davis**-'83.

MISCELLANEOUS: Allowed a club-high 32 home runs, 3 shy of club record . . . Was 3-0 vs. Cleveland, 2-0 vs. K.C. . . . His 11 wild pitches were the most by an Oriole since '84 (**Tippy Martinez**-13) . . . O's were 13-16 in his 29 starts . . . Led the club with 7 road wins . . . Gave up first grand slam of major league career to Boston's **Ellis Burks** on June 10 at Fenway.

PREVIOUS CAREER HIGHLIGHTS

CHARLOTTE-ROCHESTER-O'S, '86: Went from Charlotte to Rochester to Baltimore and in the process led the entire Orioles organization in wins with a combined 17-11 record . . . Overall made 33 starts and held the opposition to 3 runs or less in 24 games, including 3 of 4 with Orioles . . . Compiled a 16-9 record at Charlotte and Rochester combined despite losing 3 games by 3-2, 3 games by 2-1 and one by 1-0.

Joined the Orioles from Rochester on Sep. 15 . . . Made first major league start Sep. 17 at Yankee Stadium and won 8-3 with relief help from **Don Aase** . . . That win snapped an O's 5-game losing streak.

Started the season at Charlotte and led the Southern League in era despite being promoted to Rochester in early July . . . Struck out season-high 13 batters on May 5 in 2-1 loss to Memphis . . . At Rochester, finished in 3-way tie for the International League's top winning percentage (.700, 7-3) . . . Had a 6-game win streak with Red Wings.

MAJOR LEAGUE DEBUT, '85: Became the 1st Oriole since **Wally Bunker** ('63) to be promoted directly from A ball to the big leagues when he joined the O's on Sep. 23 after spending the season at Hagerstown.

The Carolina League season ended Sep. 2, but he was pitching in the Instructional League when promoted after both **Mike Boddicker** and **Storm Davis** sustained season-ending injuries.

Made debut on Sep. 24 at Milwaukee and retired all 3 hitters he faced, 2 on strikeouts . . . Was scored on in only one of 4 relief outings with O's.

121

ERIC BELL (Cont.)

HAGERSTOWN, '85: Led the Carolina League in strikeouts (162) and was tied for the league lead in starts (26) . . . Topped the Hagerstown staff in wins (11), shutouts (2), complete games (5) and innings (158.1) . . . Threw three 2-hitters and one 4-hitter . . . Gave up 2 or fewer runs in 16 of 26 starts

1984: Was named to Baseball America's N.Y.-Penn League all-star team in '84 while helping lead Newark to league championship series . . . Struck out career-high 15 in 7-3 win in league final series vs. eventual champion Little Falls . . . Was 2nd in the league in strikeouts (114) and 3rd in innings pitched (102).

EARLY CAREER: Used primarily in relief at Newark in '83 and was 2nd on the club with 6 saves . . . In '82, fell 3 innings shy of qualifying among the era leaders in Appalachian League.

AMATEUR BACKGROUND/PERSONAL: Graduated in '82 from Beyer High School in Modesto, CA . . . Played baseball, basketball and football . . . Selected MVP in baseball 3 years . . . Single.

Strikeout Highs: 14, (Oct. 6, '83 vs. Chi. at Bal., ALCS game #2); 12, (Sep. 21, '83 at Det.).

Walk Highs: 7, (May 15, '86 vs. Min. at Bal.); 6, 4 times, (the latest Aug. 13, '87 vs. Mil. at Bal.).

Winning Streaks: 6, twice, (July 23 thru Aug. 24, '84 and May 25 thru June 20, '86).

Losing Streaks: 7, (Aug. 8 thru Sep. 26, '86); 6, 3 times (the latest May 25 thru June 20, '86).

Pitches: Fastball, curve, slider and change. Also throws a "foshball", a combination of a forkball and a changeup (a changeup is known as a "dead fish" in Orioles jargon).

1987 SEASON SUMMARY

Finished with the lowest win total of his 5-year career, tying for club-lead with 10 . . . Led O's in strikeouts (152) and complete games (7) for the 4th straight year and innings (226) for the 3rd time in the last 4 years . . . His 226 innings were the 2nd highest total of his 10-year pro career . . . Was the only Oriole to stay in the starting rotation all year, making a club-high 33 starts.

For the 3rd straight year got off to a great start, but finished the season on a losing streak of at least 4 games . . . Lost his last 5 starts (while the O's scored 6 runs total in those 5 games) . . . His last win came vs. Oakland on Sep. 4, his only win after Sep. 1 in the last 3 years (see below under "Fast Starts, Slow Finishes").

On June 2, was 5-1 after 12 starts and had the A.L.'s 2nd best era (2.45, IP-141.2, ER-87), but in his last 20 starts was 5-11 (ERA- 5.53, IP-141.2, ER-87).

Was forced to leave 4 games due to 4 separate injuries and missed one start in August due to a strained back . . . Left after 5 innings with strained knee at Chicago on May 8; left in 7th with sore right elbow vs. NY on June 22; left in 7th with back spasms at Det. on June 27; and after 5 at Cal. on Aug. 19 with pinched nerve in neck.

1-HITTER: On Apr. 28 at K.C. pitched the 2nd one-hitter of his career . . . Beat the Royals, 3-0, allowing only a single to **Willie Wilson** in the 6th . . . Also walked 2 and hit one . . . Also threw his 3rd career shutout vs. Seattle, a 3-hitter at Sea. May 18.

MISCELLANEOUS: O's were 17-16 in his 33 starts . . . Five times he left a game with a lead only to have the bullpen blow the lead . . . O's were 7-4 in his 11 no decisions . . . Was 1-9 (4.64, IP-87.1, ER-45) in 12 starts vs. the AL East and 9-3 (ERA-3.89, IP-138.2, ER-60) in 19 starts vs. the AL West . . . Allowed 29 hrs, one shy of career-high set in '86.

1987 AND MAJOR LEAGUE CAREER

LAST 5 YEARS: Over the last 5 years ('83-'87) **Mike** is: 7th in the majors in wins (72) behind **Jack Morris**-94; **Charlie Hough**-80; **Fernando Valenzuela**-79; **Frank Viola**-76; **Bert Blyleven**-75; and **Dwight Gooden**-73 . . . 5th in complete games (49) behind **Morris**-70; **Valenzuela**-67; **Blyleven**-65; and **Hough**-62 . . . tied for 4th in shutouts (13) with **Blyleven** and **John Tudor** behind **Gooden**-16; **Valenzuela**-15 and **Bob Welch**-14.

FAST STARTS, SLOW FINISHES: Over the last 3 seasons combined ('85-'87) he has gone 26-18 (3.85, IP-394.2, ER-169) in 56 first half starts and 10-23 (5.05, IP-253, ER-142) in 42 2nd half starts . . . During that span he is a combined 15-5 during the first 2 months of the season; 6-21 after Aug. 1, and 1-12 after Sep. 1 . . . Finished all 3 years on losing streaks: '85-4; '86-7 and '87-5.

BODDICKER BY MONTH

1987 SEASON					LIFETIME					
W-L	ERA	IP	ER	G	MONTH	W-L	ERA	IP	ER	G
2-0	1.50	36.0	6	5	APR.	7-4	2.92	117.0	38	18
2-1	3.57	40.1	16	6	MAY	16-7	2.91	191.2	62	27
1-3	3.38	45.1	17	6	JUNE	13-12	4.22	198.1	93	29
2-0	6.15	26.1	18	4	JULY	13-10	3.91	198.0	86	28
2-3	6.57	38.1	28	6	AUG.	14-11	3.97	222.0	98	34
1-5	4.50	40.2	20	6	SEP.-OCT.	10-17	3.96	200.2	88	33

FIELDING: Over the last 5 seasons ('83-'87) **Mike** has handled more fielding chances than any other major league pitcher in baseball (371), 15 more than the next closest pitcher- **Fernando Valenzuela**-356 . . . Also during that span leads the majors in successful total chances (355), putouts (145), double plays (25) and is 3rd in assists (209).

52 MICHAEL (MIKE) JAMES BODDICKER


Born: Aug. 23, 1957
Height: 5'11"; **Weight:** 186
Bats, R; Throws, R
Position: Pitcher

Birthplace/Residence: Born in Cedar Rapids, IA . . . Grew up and still lives in Norway, IA (southwest of Cedar Rapids).

Contract Status: Signed thru '88.

Tenure: 5 years, 100 days.

Signed Originally with: Orioles.



YEAR CLUB	W-L	ERA	G	GS	CG	SHO	SV	IP	H	R	ER	BB	SO
1978 Bluefield-1	2-1	0.47	8	1	0	0	2	19	9	2	1	10	28
Charlotte	4-3	1.94	10	8	5	2	0	65	42	15	14	17	48
Rochester	1-0	1.80	1	1	0	0	0	5	4	1	1	2	3
1979 Charlotte	9-3	3.00	14	14	8	2	0	102	82	40	34	36	89
Rochester	4-6	6.00	15	12	2	1	0	72	88	48	48	27	48
1980 Rochester	12-9	2.18	25	25	13	4	0	190	149	57	46	35	109
Baltimore	0-1	6.43	1	1	0	0	0	7	6	6	5	5	4
1981 Rochester	10-10	4.20	30	29	8	3	0	182	182	91	85	66	109
Baltimore	0-0	4.50	2	0	0	0	0	6	6	4	3	2	2
1982 Rochester	10-5	3.58	20	19	5	1	0	133.1	121	59	53	36	82
Baltimore	1-0	3.51	7	0	0	0	0	25.2	25	10	10	12	20
1983 Rochester	3-1	1.90	4	4	1	1	0	23.2	17	6	5	13	18
Baltimore	16-8	2.77	27	26	10	*5	0	179	141	65	55	52	120
1984 Baltimore	*20-11	*2.79	34	34	16	4	0	261.1	218	95	81	81	128
1985 Baltimore	12-17	4.07	32	32	9	2	0	203.1	227	104	92	89	135
1986 Baltimore	14-12	4.70	33	33	7	0	0	218.1	214	125	114	74	175
1987 Baltimore	10-12	4.18	33	33	7	2	0	226	212	114	105	78	152
M.L. Totals	73-61	3.71	169	159	49	13	0	1126.2	1049	523	465	393	736

*Led League

1—Selected by Orioles organization in June '78 free agent draft (6th round, Baltimore's 9th selection, secondary phase) . . . Signed on 6/12/78.

League Championship Series Record

YEAR CLUB	W-L	ERA	G	GS	CG	SHO	SV	IP	H	R	ER	BB	SO
1983 Bal. vs. Chi.	1-0	0.00	1	1	1	1	0	9	5	0	0	3	14

World Series Record

YEAR CLUB	W-L	ERA	G	GS	CG	SHO	SV	IP	H	R	ER	BB	SO
1983 Bal. vs. Phi.	1-0	0.00	1	1	1	0	0	9	3	1	0	0	6

All-Star Game Record

YEAR CLUB	W-L	ERA	G	GS	CG	SHO	SV	IP	H	R	ER	BB	SO
1984 A.L. at S.F.													

(selected, did not appear)
Low Hitters: 1-Hitters- 2, (Apr. 28, '87 at K.C. and Aug. 13, '84 at Tor); 3-Hitters-3, (May 18, '87 at Sea.; Aug. 26, '83 vs. Min. at Bal. and Oct. 12, '83 vs. Phi. at Bal., WS game #2); 4-Hitters-8, (the latest Sep. 26, '87 vs. N.Y. at Bal.).

MIKE BODDICKER (Cont.)

In '87, was tied with Texas' **Charlie Hough** for 2nd in the AL in assists (46) and was 4th in total chances (66) . . . In '84, he compiled 49 putouts, tying A.L. record set by **Nick Altrock** of the White Sox in '04 . . . **Mike** finished with 105 total chances that year, most by an A.L. pitcher since **Mel Stottlemyre's** 112 with the Yankees in '69 . . . His lifetime fielding average is .948 (TC-383, E-19).

7TH INNING OR LATER: Has worked at least into the 7th inning in 112 of 159 big league starts (70%).

WINS/LOSSES: Over the last 2 years, the O's are 35-31 (.530) in the 66 games he has started and 105-153 (.407) in the remaining games . . . Is 9th on the O's all-time win list (73) . . . Was the A.L.'s only 20-game winner in '84 and is the only Oriole to win 20 since **Steve Stone** (25) and **Scott McGregor** (20) both did it in '80 . . . Overall, he is 36-41 those last 3 years after going 36-19 in his first 2 years ('83-'84) with the club.

ERA: Last 3 seasons era has been 4.32 (IP-647.2, ER-311), raising career mark from 2.89 to current 3.71 . . . In '84, his 2.79 era (IP-261.1, ER-81) edged Toronto's **Dave Steib** (2.83) for the A.L. crown . . . Became the 3rd Oriole to win the era title . . . **Jim Palmer** did it in '73 (2.40) and '75 (2.09) and **Hoyt Wilhelm** won it in '59 (2.19).

In '83, his 2.77 era (IP-179, ER-55) was 2nd lowest in A.L. to **Rick Honeycutt's** 2.42 . . . Though **Honeycutt** was traded by the Texas Rangers to Dodgers on Aug. 19, he pitched more than the minimum qualifying standard of 162 innings.

PREVIOUS CAREER HIGHLIGHTS

1986: Was the only Oriole starter with a winning record . . . Led the O's in wins (14), innings (218.1), complete games (7) and strikeouts (175, a career high) . . . Allowed career-high 30 home runs . . . His 4.70 era was 10th highest among A.L. starters . . . Despite suffering torn ligament in right middle finger on Apr. 19, was 10-1 (ERA-3.48, IP-93, ER-36, HR-9) after 12 starts thru June 20 . . . Won 6 straight, May 25 thru June 20 . . . Went 4-11 (ERA-5.40, IP-125.1, ER-78, HR-21) the rest of the season . . . Did not win a game after Aug. 4 . . . Stopped 6 Orioles losing streak (2 games or more), all before the end of June.

1985: His 17 losses were the most by an Oriole since **Dave McNally** posted a 17-17 record in '73 . . . Was tied for 3rd in A.L. in losses . . . Missed the final 2½ weeks of the season with tendinitis in left knee.

Still led club in complete games (9), shutouts (2) and strikeouts (135) and was 2nd in starts (32) and innings (203.1) . . . Lost 4 one-run games and 4 two-run games . . . Was 6-1 after first 8 starts, then lost 5 straight and went 6-16 the rest of the season, including 3-10 in last 14 starts.

1984: Became the first Oriole to win the era crown and lead the A.L. in victories outright in the same season . . . Received 3 first-place votes for BBWAA's A.L. **Cy Young** award . . . Totaled 41 points in the voting (5-3-1) to finish behind Detroit's **Willie Hernandez** (88), Kansas City's **Dan Quisenberry** (71) and Cleveland's **Bert Blyleven** (45).

Finished 5th in the majors in innings with a career-high 261.1 innings, was 2nd in complete games (16) and tied for 2nd in shutouts (4).

Named the right-handed pitcher on the A.L. All-Star teams selected by TSN and UPI . . . Selected for All-Star game, but did not pitch . . . Twice selected A.L. "Player of the Week" and named the league's "Pitcher of the Month" in May.

After losing all 3 decisions in April (4.23 era) was 20-8 (IP-233, ER-68, ERA-2.61) the rest of the season . . . Led O's in strikeouts (128) . . . Tied with **Mike Flanagan** for most starts (34).

In May, posted a 6-1 record and a 1.72 era . . . Was 10-1 from May 1 to the All-Star break . . . Had a loss and a no decision in first 2 starts of 2nd half, then won a career-high 6 straight.

Won 10 of his final 13 starts, completing his last 5 . . . Gained his 20th win in 1st and only attempt in last start of season, Sep. 29 at Boston.

Allowed 2 runs or less in 20 of his 34 starts . . . Pitched at least 7.1 innings in all 15 starts after the All-Star break . . . In his last 30 starts, failed to reach the 8th inning only 4 times.

1983: Began season in Rochester, but joined O's in May when injuries hit staff (came up when **Jim Palmer** was disabled) . . . Shut out Chicago on 5

hits in 2nd game of doubleheader on May 17 in only his 2nd major league start . . . Became regular from then on as **Mike Flanagan** missed next 3 months with knee injury suffered in the opener of that doubleheader.

Went on to a 16-8 record, most wins for a rookie that season . . . Was 12-4 in final 17 regular season starts . . . Second on team in victories, complete games (10) and strikeouts (120) . . . Led A.L. in shutouts (5).

Selected A.L.'s "Rookie of the Year" by TSN . . . Named right-handed pitcher on the Topps' major league all-rookie team.

Excelled in post-season . . . Became 1st rookie in LCS history to pitch a shutout . . . Blanked Chicago on 5 hits, 4-0, in game #2 at Baltimore, bringing O's back from a one-game deficit . . . Fanned career-high 14 batters, tying the LCS record previously accomplished by Detroit's **Joe Coleman** in '72, **John Candelaria** of Pittsburgh in '75, and later by Houston's **Mike Scott** in '86 . . . Named '83 ALCS MVP . . . First pitcher to be so honored.

Again brought O's back from 1-0 deficit with a 4-hit, 3-1 victory over Philadelphia in game #2 of World Series on Oct. 12 at Baltimore . . . Allowed only an unearned run, struck out 6 and walked none.

At the time of his recall, was 3-1 at Rochester with a 3.90 era in 4 starts . . . Was one of O's final cuts in spring training after being hampered by sprained ankle.

1982: Mike was recalled from Rochester on July 29 and pitched 7 times in relief over the last 2 months . . . Earned his 1st major league victory against New York on Sep. 13, allowing one run in 3 innings. O's swept that 5-game series in Baltimore and 4 of the winning pitchers had started the season at Rochester.

After a slow start at Rochester, was 8-1 in his last 12 starts . . . Was leading the Wings in most pitching categories at the time of his recall.

Drove in game-winning runs with 2-run pinch double to beat Toledo on June 26 in 1st professional at bat . . . Mike was forced to hit when Rochester manager **Lance Nichols** had to put his designated hitter, **Tim Derryberry**, into the game defensively. The Wings had no position players remaining so Mike batted for pitcher **Nate Snell** with 2 out in the bottom of the 9th and the Wings trailing, 4-3.

1981: Mike led the Rochester staff in starts (29), shutouts (3), and strikeouts (109) . . . Was recalled by Baltimore on Sep. 10 and pitched twice in relief over the final 6 days of the season.

1980: Finished 2nd in the I.L. with a 2.18 era and tied for 2nd with one complete game. Was 9-2 starting June 13, including 8 straight wins from June 13 thru Aug. 13.

Major League Debut: Was recalled by the Orioles on Sep. 5, but did not pitch until Oct. 4 . . . Started the 2nd game of a doubleheader against Cleveland and lost to the Indians 6-4.

Winter Ball: Pitched for **Ray Miller's** Caguas club in Puerto Rican League . . . Best effort came in league championship when he threw 3-hit shutout to give Caguas 3-1 lead en route to league crown.

1979: Finished with a combined record of 13-9 at Charlotte and Rochester. Called up to Rochester June 25. Set a Southern League record with 18 strikeouts against Knoxville on June 7.

PRO CAREER: Signed by **Joe Bowman** and made rapid progress in 1st pro season in '78 . . . Started with Bluefield in June, was promoted to Charlotte on July 15 and then to Rochester on Sep. 1, moving from college ball to AAA level in just 15 weeks (May 21 to Sep. 1).

AMATEUR BACKGROUND: Played 3 seasons at the University of Iowa (Iowa City), earning 3rd team all-Big 10 honors as a 3rd baseman in freshman year and 1st team as a pitcher in his junior season ('78) . . . Fanned 189 batters in 166 career innings and led the nation in strikeouts per 9 innings in '77 (11.5).

Was a two-time all-state selection in baseball at Norway Community High School (graduated '75) . . . Also earned all-conference honors in basketball . . . Was drafted by Montreal in the June '75 free agent draft but chose to go to Iowa.

Played semi-pro baseball in Fairbanks, Alaska in the summer of '77 and his team finished 2nd in the National Baseball Congress Tournament in Wichita . . . Participated in Little League and American Legion baseball with his team going to the Legion World Series 3 times ('74-'76).

MIKE BODDICKER (Cont.)

PERSONAL: Spends most of the off-season in his hometown of Norway, Iowa (population 633). Norway has produced 2 other major leaguers: **Hal Trosky Sr.**, a 1st baseman with Cleveland and Chicago White Sox from '33 to '46, and **Bruce Kimm**, who caught for 3 teams from '76 to '80 and is now the bullpen coach at Cincinnati.

HOBBIES: Fishing, hunting and trapping . . . Mike and his wife, the former **Lisa Mary Charipar**, were married Feb. 2, '80. They have a son, **Corey Michael** (4/5/83), and a daughter, **Stephanie Lynn** (1/16/85). His sister's husband, **Jim Van Scoyoc**, was Mike's high school baseball coach.

35

SHERWIN CIJNTJE


Born: Mar. 2, 1964
Height: 6'0"; **Weight:** 170
Bats, L; Throws, L
Position: Outfield

Birthplace/Residence: Was born, raised and still lives in Curacao, Netherland Antilles.

Contract Status: Signed thru '88.

Tenure: None.

Signed Originally with: Orioles.



YEAR CLUB	AVG.	G	AB	R	H	2B	3B	HR	RBI	BB	SO	SB	CS	HP
1983 Bluefield—1	.248	49	161	21	40	4	0	1	19	16	24	12	2	1
1984 Bluefield	.255	61	200	38	51	7	1	2	22	22	33	19	5	3
1985 Newark	.248	56	145	29	36	1	2	0	9	20	27	14	5	2
1986 Hagerstown	.303	121	422	79	128	10	6	0	43	46	53	51	18	4
1987 Charlotte	.304	111	405	59	123	19	6	4	44	50	45	30	14	1
1987 Rochester	.286	16	63	10	16	3	1	0	7	5	6	3	1	1

Pro Totals .282 414 1396 236 394 44 16 7 144 159 188 129 45 12

1—Signed as a free agent by Orioles organization on 12/28/82.

1987: Began the season at Charlotte and was promoted to Rochester on Aug. 13 . . . Batted a combined .301 (468-141) . . . Has batted .300 (890-267) his last 2 years combined, after batting only .251 (506-127) in his first 3 years.

His .304 average at Charlotte was 5th in the Southern League . . . Finished 4th in the league in stolen bases with club-high 31 and was 7th in on-base pct. (.382) . . . Hit safely in 84 of 110 games at Charlotte and reached either by hit or walk in all but 18 games . . . Had 30 multi-hit games.

Batted .381 (63-24) in 16 games, May 1–21, raising average to season-high .324 (139-45) . . . Had his best stretch in 15 games, June 27–July 16, (.413, 63-26).

In 16 games at Rochester, he had 6 multi-hit games . . . Went 8-for-13 (.615) in 3 games, Aug. 21–23.

Hit .244 (135-33) in 38 games for Caimanas in the Dominican League during the winter.

1986: Finished 6th in the Carolina League in batting (.303) and 7th in stolen bases (51) . . . Named to league all-star team . . . Named one of the league's top 10 prospects by Baseball America . . . In 6-game span, June 21–27, he was 15-for-24 with 3 walks and 8 rbi.

EARLY PRO CAREER: Made 9 errors in only 34 games in his first pro year ('83) at Bluefield and had 15 in his first 90 games . . . Entered last year with 33 errors in 255 games in the outfield, but lowered that to 8 in 123 games last year.

CURACAO, NETHERLAND ANTILLES: Is a native of Curacao, Netherland Antilles, a group of small islands (366 square miles) off the northwest coast of Venezuela.

Is attempting to become the first from his country to play in the majors . . . Yankees farmhand **Hensley Meulens** is also from Curacao.

SHERWIN CIJNTJE (Cont.)

AMATEUR BACKGROUND: Didn't begin playing until he was 15 years old, but in his first year he made his league's all-star team . . . At age 18 was playing amateur baseball in the Caribbean League, where he was scouted and signed by **Jose Ronquito Garcia**.

PERSONAL: Name pronounced SAIN-ja . . . Played soccer, basketball, volleyball and ran track in high school . . . Plays the drums.

JAMES (JIM) EDWARD DWYER

9


Born: Jan. 3, 1950
Height: 5'10"; **Weight:** 186
Bats, L; Throws, L
Position: Outfield

Birthplace/Residence: Born in Evergreen Park, IL . . . Raised in nearby Chicago . . . Now lives in Tinley Park, IL (southwest of Chicago).

Contract Status: Signed thru '88.

Tenure: 13 years, 15 days.

Signed Originally with: St. Louis.



YEAR CLUB	AVG.	G	AB	R	H	2B	3B	HR	RBI	BB	SO	SB	CS	HP
1971 Cedar Rapids—1	.313	58	201	30	63	6	6	2	15	28	20	3	3	1
1972 Modesto	.325	92	354	87	115	15	*13	9	45	57	53	21	5	6
Arkansas	.253	44	162	16	41	1	0	2	14	16	23	4	5	0
1973 Tulsa	.387	87	349	63	135	22	8	1	40	52	53	7	2	4
St. Louis	.193	28	57	7	11	1	1	0	0	1	5	0	0	0
1974 Tulsa	.336	36	119	20	40	7	2	1	15	29	10	1	1	0
St. Louis	.279	74	86	13	24	1	0	2	11	11	16	0	0	1
1975 Tulsa	.404	33	109	17	44	8	2	1	17	16	15	1	5	1
St. L. Mtl.—2	.272	81	206	26	56	8	1	3	21	27	36	4	1	0
1976 Mtl.-N.Y.(N.L.)—3	.181	61	105	9	19	3	1	0	5	13	11	0	0	0
Tidewater—4	.192	8	26	0	5	1	0	0	1	4	4	0	0	0
1977 Wichita—5	*.332	130	464	*113	*154	*38	12	18	70	108	40	28	13	6
St. Louis	.226	13	31	3	7	1	0	0	2	4	5	0	0	2
1978 St. L.-S.F.—6-7	.223	107	238	30	53	12	2	6	26	37	32	7	0	1
1979 Boston	.265	76	113	19	30	7	0	2	14	17	9	3	1	1
1980 Boston—8	.285	93	260	41	74	11	1	9	38	28	23	3	2	2
1981 Baltimore	.224	68	134	16	30	0	1	3	10	20	19	0	0	0
1982 Baltimore	.304	71	148	28	45	4	3	6	15	27	24	2	0	0
1983 Baltimore	.286	100	196	37	56	17	1	8	38	31	29	1	1	0
1984 Baltimore	.255	76	161	22	41	9	1	2	21	23	24	0	2	0
1985 Baltimore	.249	101	233	35	58	8	3	7	36	37	31	0	3	1
1986 Baltimore	.244	94	160	18	39	13	1	8	31	23	31	0	2	2
1987 Baltimore	.274	92	241	54	66	7	1	15	33	37	57	1	0	0

A.L. Totals .267 771 1646 170 439 76 12 60 236 243 247 10 13 3

N.L. Totals .235 364 723 88 170 26 5 11 65 93 105 11 1 4

M.L. Totals .257 1135 2369 358 609 102 17 71 301 336 352 21 14 7

GWRBI: '79:4; '80:7; '81:2; '82:2; '83:6; '84:4; '85:3; '86:3. Total: 31.

* Led League

1—Selected by St. Louis organization in June 71 free agent draft (11th round, regular phase) . . . Signed on 6/8/71

2—Acquired by Montreal Expos from St. Louis Cardinals in deal for infielder Larry Lintz on 7/25/75.

3—Acquired by New York Mets with outfielder Pepe Mangual in deal for outfielder Del Unser and infielder Wayne Garrett on 7/21/76.

4—in three-club deal, Chicago Cubs traded outfielder-first baseman Pete LaCock to Kansas City Royals; the New York Mets sent outfielder Jim Dwyer from Tidewater to Wichita (Cubs' affiliate); and Mets received a player to be named later on 12/8/76 . . . Royals sent outfielder Sheldon Mallory to Tidewater to complete deal on 12/13/76.

5—Released by Chicago Cubs on 9/7/77 . . . Signed by St. Louis Cardinals as a free agent on 9/13/77.

6—Acquired by San Francisco Giants from St. Louis Cardinals on 5/15/78, completing deal in which Cardinals acquired pitcher Frank Riccelli on 10/25/77.

7—Acquired by Boston Red Sox from San Francisco Giants for a player to be named later on 3/15/79. Deal settled with cash on 1/15/80.

8—Played out option with Boston Red Sox and signed three-year contract (re-entry system) with Orioles on 12/23/80.

League Championship Series Record

YEAR CLUB	AVG.	G	AB	R	H	2B	3B	HR	RBI	BB	SO	SB	CS	HP
-----------	------	---	----	---	---	----	----	----	-----	----	----	----	----	----

1983 Bal. vs. Chi. .250 2 4 1 1 1 0 0 0 1 0 0 0 0

World Series Record

YEAR CLUB	AVG.	G	AB	R	H	2B	3B	HR	RBI	BB	SO	SB	CS	HP
-----------	------	---	----	---	---	----	----	----	-----	----	----	----	----	----

1983 Bal. vs. Phil. .375 2 8 3 3 1 0 1 1 0 0 0 0 0

JIM DWYER (Cont.)

Career Highs, Game: Runs -3, 5 times, (the latest Sep. 4, '87 vs. Oak. at Bal.); **Hits -4**, (July 17, '83 vs. Cal. at Bal.); **3, 21 times**, (8 Bos., 3 Mil., 1 St.L., 9 Bal.); **Home Runs -2, 3 times**, (the latest June 25, '85 at N.Y.); **RBI-4, 5 times**, (the latest Aug. 6, '86 vs. Tex. at Bal.); **3, 10 times**, (1 Bos., 9 Bal.).

Hitting Streaks: 13, (Sep. 21, '82 thru Apr. 20, '83); 11, (May 24 thru June 5, '85).

Grand Slams: 1, (see page 00).

1987 SEASON SUMMARY

Had his most active season as an Oriole with 63 starts and 281 plate appearances . . . Started 27 games in right field, 35 as designated hitter and one in left field . . . Hit 15 home runs, bettering his previous career high by 6 . . . Also scored career-high 54 runs.

Was the Orioles' busiest pinch-hitter for the 3rd straight year . . . Among A.L. pinch-hitters he was 4th in batting (.292, 24-7); and 3rd in slugging (.542) and on-base pct. (.414) . . . Also established club record for most lifetime pinch-hit homers (9) . . . (For more details see below under "Pinch-hitting").

After average hit season-high .324 (68-22) on May 22, he batted only .205 (73-15) the rest of the first half leaving him at .262 at the All-Star break . . . Picked up the pace again after the break, hitting .338 (77-26) in 30 games thru Sep. 10, raising average to second half high of .289 . . . Was 3-for-23 (.130) the last 3 weeks.

BEST MONTH EVER: While the Orioles were hitting a major league record 58 home runs in May, **Dwyer** was enjoying the most productive month of his career with 8 homers . . . He had previously never hit more than 9 in an entire season.

He hit all 8 homers (and 15 rbi) on the road between May 5-25 in a span of 18 games (62 at bats), all coming while the O's were on a 17-5 surge, May 5-29.

After getting only 12 at bats in April, **Dwyer** batted .315 (73-23) in May . . . It was the 3rd straight year in which May was his most productive month . . . Over the last 3 years he has batted .336 (152-51) with 14 hrs/30 rbi in May and .232 (482-112) with 16 hrs and 70 rbi the rest of the time.

1987 AND MAJOR LEAGUE CAREER

PINCH-HITTING: Hit 2 pinch homers in '87, giving him club record 9 with Orioles . . . Had shared club mark of 7 with **Benny Ayala** ('79-'84) . . . Connected for a 9th inning "sudden death" 2-run homer off Oakland's **Dennis Eckersley** at Baltimore on Sep. 6 to give O's 7-6 win . . . Hit 3-run homer off Toronto's **Tom Henke** on June 14, widening O's 5-4 lead in eventual 8-5 win.

His 9 lifetime pinch homers are tied for 2nd among active major leaguers with **Candy Maldonado** and **John Grubb** behind **Graig Nettles** (11) . . . Has hit 5 pinch homers the last 2 seasons, including 3 in '86, tying the club record also held by **Whitey Herzog** ('62), **Sam Bowers** ('67) and **Pat Kelly** ('79).

Finished the season with 82 career pinch hits, 3rd among active players, and tied for 19th on baseball's all-time list with **Jesus Alou** and **Tim McCarver** . . . Has 43 as an Oriole, trailing only **Terry Crowley** (79) on the O's all-time list.

TOP 10 ACTIVE PINCH-HITTERS (thru 1987)

PINCH HITS	PLAYER	PINCH HITS	PLAYER
123	Greg Gross, Phi.	69	Thad Bosley, K.C.
93	Jerry Hairston, Chi. W.S.	68	Harry Spilman, S.F.
82	Jim Dwyer, Bal.	65	Lee Lacy, Bal.
79	Denny Walling, Hou.	60	Lee Mazzilli, N.Y.
70	Joel Youngblood, S.F.	59	John Grubb, Det.

ON THE ROAD: For the 4th straight year hit higher on the road (.293, 157-46) than at home (.238, 84-20) . . . Hit 12 of his 15 homers on the road including 3 each in Seattle and California . . . While with the O's has batted .274 (1054-289) on the road and .253 (592-150) at home . . . Favorite parks have

been Seattle (.385, 52-20); Minnesota (.340, 47-16) and California (.360, 86-31)—lifetime averages shown in parenthesis.

MISCELLANEOUS: For the 2nd straight year, his .375 (40-15) average on artificial turf was tops on the club . . . Has batted .382 (102-39) on astroturf the past 3 seasons . . . Homered off Chicago left-hander **Joel McKeon** at Comiskey Park on May 9, his 2nd A.L. homer off a southpaw (the first was off **Scott McGregor**, June 28, '80 at Boston) . . . Was ejected twice in '87, tops among Orioles players: Aug. 14 vs. Milwaukee (**Ted Hendry**) and Oct. 1 at Detroit (**John Hirschbeck**).

DWYER BY MONTH

1987 SEASON				LIFETIME				
AVG.	AB- H	HR	RBI	MONTH	AVG.	AB- H	HR	RBI
.250	12-3	0	0	APR.	.260	242-63	6	25
.315	73-23	8	15	MAY	.268	425-114	21	61
.213	47-10	1	6	JUNE	.254	461-117	9	54
.280	25-7	1	1	JULY	.285	309-88	10	49
.294	51-15	3	5	AUG.	.224	447-100	13	55
.242	33-8	2	6	SEP.-OCT.	.263	483-127	12	57

PREVIOUS CAREER HIGHLIGHTS

1986: Was the A.L.'s busiest pinch-hitter, appearing in 55 games . . . Led the league's pinch-hitters in doubles (4), walks (7), extra-base hits (7) and total bases (22) and was 2nd in rbi (11) . . . A 2nd half slump was responsible for his lowest average since '81 . . . Batted .303 (89-27) in 46 games before the All-Star break, but only .169 (71-12) in 48 2nd half games.

The Grand Slam Game: On Aug. 6 at Bal., he hit his first career grand slam off Texas' **Jeff Russell** . . . **Larry Sheets** also hit a slam that same inning, only the 5th time in major league history a team has hit 2 in the same inning . . . Texas' **Toby Harrah** also hit a grand slam, setting another major league record for most in a game by both teams, a mark that was equalled on June 3, '87, Hou. vs. Chi.

1985: Had the 3rd 2-homer game of career off **Joe Cowley** at Yankee Stadium on June 24 . . . At that point was batting .291 (184-43) with 7 homers and 27 rbi in 51 games, 41 starts . . . Made only 21 starts the rest of the season and batted just .176 (85-15) with 0 homers and 9 rbi . . . Had only one at bat against a left-hander.

1984: Missed most of 2nd half after undergoing arthroscopic surgery on left knee to repair torn cartilage July 19 . . . Was activated Aug. 29, but played sparingly thereafter . . . Batted .232 (138-32) before injury, but hit .391 (23-9) in 14 games after return.

Was the O's most active pinch-hitter while batting .259 (27-7) with one homer and 5 rbi . . . Hit .300 (20-6) on O's fall tour of Japan.

1983: Set career highs for doubles (17) and tied career high with 38 rbi . . . Was the club's busiest pinch-hitter, batting .242 (33-8) with one homer and 9 rbi in 41 appearances.

Became the 18th player in World Series history to homer in 1st WS plate appearance when he took Phillies' **John Denny** deep in the 1st inning of game #1 at Baltimore . . . Other start in WS came in game #4, he was 2-for-5 with 2 runs scored.

1982: Hit .300 for the first time in his career (.304) while compiling a .411 on-base percentage . . . Hit .383 (47-18) in last 15 games of year.

1981: Batted .271 (85-23) in the 1st half, but just .143 (49-7) after play resumed in August.

RED SOX, '79-'80: Set career highs in at bats (260), hits (74), and rbi (38), which still stand, despite missing 27 games with injuries in '80 . . . Batted .538 (38-21) as a dh that year.

In '79, joined Boston in spring training and went on to be Red Sox' top pinch-hitter at .318 (22-7) with 5 rbi.

NATIONAL LEAGUE: Logged all or parts of 6 seasons in N.L. from '73 thru '78 with St. Louis, Montreal, New York and San Francisco . . . Also did time in Cubs' organization but did not appear in a big league game for them.

'78, St.-S.F.: Started season with Cardinals but was traded to Giants June 15 after batting .215 in 34 games . . . Hit .225 with Giants in 73 games with 5 gwrbi, 7 steals in 7 tries and 7 outfield assists.

'77, Chi.-Stl.: Acquired by Cubs in Dec. '76 and went to spring training as non-roster player . . . Spent entire season at Wichita (American Association), won batting title (.332) and led circuit in runs (113), hits (154) and doubles (38).

JIM DWYER (Cont.)

Despite that effort, Cubs released him in Sep. and he signed with St. Louis, where he appeared in 13 games in the final month of the year.

'76, Mil.-N.Y. Mets: Began year with Expos, but hit only .185 (92-17) in 50 games and was traded to the Mets, July 21 . . . He was optioned to Tidewater Aug. 27, but recalled Sep. 6 . . . Batted .154 in 11 games with N.Y.

'75, Stl.-Mil: Hit .194 in 31 games for Cardinals before being optioned to Tulsa (American Association) in mid-June . . . Was traded to Montreal July 25 and played in 60 of Expos' final 69 games, batting .286 with 3 hrs and 20 rbi . . . Batted .478 for Expos during week of July 28-Aug. 3 to earn N.L. "Player of the Week" honors.

'73-'74, Stl.: Made major league debut with Cardinals June 10, '73 at Atlanta . . . His 1st hit was off **Jack Billingham** on June 13 . . . Returned to minors in late July.

Started '74 with Cardinals, was optioned to Tulsa in late August and called up again June 21 . . . Had 3 game-winning hits as pinch-hitter that year.

MINORS: Was signed for Cardinals by **Fred McAlister** . . . Had a career minor league average of .335 (1784-597) in 488 games including a .354 (1067-378) mark in 294 games at AAA level . . . Twice won batting crown in American Association: '73-.387 & '77-.332 . . . Led California League in triples (13) in '72.

AMATEUR BACKGROUND: Played 3 seasons at Southern Illinois University in Carbondale . . . Earned All-America honors in '70 and was SIU's MVP in '71 when he set school records for hits, doubles and triples . . . He and **Duane Kuiper** were teammates on that club that went to the College World Series finals.

Lettered in baseball at St. Lawrence of Tolentine High School in Oaklawn, IL (graduated '68) . . . Selected as all-star in baseball in '67 & '68 and basketball in '68.

PERSONAL: Received degree in accounting from SIU in '73 . . . Is nephew of former Giants' minor league player **Don Dwyer** . . . Hobbies: golf and listening to music.

He and his wife, the former **Carol Ann Norton**, were married Feb. 18, '72 and are parents of 2 sons: **Ryan** (10/19/75) and **Everett** (4/24/80).

38 HAROLD KENNETH (KEN) GERHART

Born: May 19, 1961
Height: 6'1"; **Weight:** 195
Bats, R; Throws, R
Position: Outfield

Birthplace/Residence: Born in Charleston, SC . . . Grew up in Murfreesboro, TN. Resides in Cockeysville, MD.

Contract Status: Signed thru '88.

Tenure: 1 year, 22 days.

Signed Originally with: Orioles.



YEAR CLUB	AVG.	G	AB	R	H	2B	3B	HR	RBI	BB	SO	SB	CS	HP
1982 Bluefield-1	.259	66	228	57	59	13	0	12	43	37	57	36	4	2
1983 Hagerstown	.273	130	501	131	137	29	8	31	86	85	129	45	8	7
1984 Charlotte	.201	85	264	40	53	8	3	13	40	40	83	10	6	1
Hagerstown	.321	47	168	39	54	18	3	6	21	21	35	9	2	1
1985 Charlotte	.279	68	222	55	62	16	1	17	50	48	46	20	4	3
1986 Rochester	.274	124	453	73	124	18	3	28	72	39	105	8	9	3
Baltimore	.232	20	69	4	16	2	0	1	7	4	18	0	1	0
1987 Baltimore	.243	92	284	41	69	10	2	14	34	17	53	9	2	1
M.L. Totals	.241	112	353	45	85	12	2	15	41	21	71	9	3	1

GWRBI: '86-0; '87-1.

1—Selected by Orioles in June '82 free agent draft (5th round) . . . Signed by Lamar North.

Career Highs, Game: Runs-3, twice (Apr. 18, '87 vs. Cle. at Bal. and July 22, '87 at Chi.); **Hits-3, 5 times**, (the latest July 22, '87 at Chi.); **HR-2, twice**, (June 20, '87 vs. Det. at Bal. and July 22, '87 at Chi.); **RBI-3, 4 times**, (the latest Aug. 4, '87 at Mil.).

Hitting Streak: 8, (Apr. 17-24, '87).

Grand Slams: None.

1987 SEASON SUMMARY

Started 78 of the O's first 114 games before suffering fractured right wrist on Aug. 12 when hit by pitch from Cleveland's **Doug Jones** . . . Did not play the remainder of the season, but a full recovery is expected . . . Had batted .301 (73-22) with 7 home runs and 14 rbi in previous 22 games after average reached low of .226 (208-47) on July 19.

Batted .333 (60-20) after first 16 games thru Apr. 24, but over the next 54 games he hit only .182 (148-27), including a 6-for-54 (.111) stretch, June 26-July 19.

Began his season-ending surge in 3-game series at Chicago, July 20-22, when he went 7-for-12 with 3 homers and 6 rbi . . . Hit 2 homers on July 22 in that series (off **Scott Nielson** and **Bob James**) . . . Also had a 2-homer game vs. Detroit at Baltimore on June 20 (2 off **Walt Terrell**).

Tied for club lead with 6 sacrifice bunts.

HOME/ROAD: Batted 51 points higher on the road (.267, 150-40) than at home (.216, 134-29) . . . In brief major league career has batted .266 (188-50) at home and .212 (165-35) on the road . . . Favorite parks have been Chicago (.583, 12-7), New York (.400, 20-8) and Cleveland (.391, 23-9).

MAJOR/MINOR LEAGUE CAREER

STOLEN BASES/HOME RUNS: In 6 pro seasons, has averaged 20 home runs per season while averaging only 105 games each year . . . Has won 2 minor league home run crowns: '86 (International League-28) and '83 (Carolina League-31) . . . Has averaged 23 stolen bases in 6 pro seasons and has a success rate of .797 (137 of 172).

'86 ROCHESTER: Made a complete recovery from right hip surgery which sidelined him in the 2nd half of '85 (see below under "1985" for more details) . . . Played in a career-high 144 games combined at Rochester and Baltimore . . . Hit 10 home runs in August to lead him to the IL home run crown . . . Added 3 more homers and batted .389 (36-14) in 8 post-season games . . . Also topped the league in total bases (232) and was 3rd in slugging (.512) and outfield assists (11) . . . Finished 2nd in the voting for the league's MVP behind Pawtucket's **Pat Dodson**.

'86 MAJOR LEAGUE DEBUT: Recalled by the O's on Sep. 13 . . . Made major league debut the following day at Detroit and struck out 4 times . . . Then got 2 hits each in his next 3 games, all at Yankee Stadium . . . First major league hit was a double off N.Y.'s **Brad Arnsberg** on Sep. 15.

PREVIOUS CAREER HIGHLIGHTS

1985: Did not play after July 7 due to recurring pain in right hip . . . Surgery was performed on Aug. 27 by team orthopedist **Dr. Charles Silberstein** and **Dr. Fray Marshall** of Johns Hopkins.

Aggravated hip injury on June 14 while on a 9-for-16 binge . . . Didn't play again until July 1.

Still hit 17 home runs and led Charlotte with 30 stolen bases . . . Hit 15 home runs in his last 44 games . . . Had a 13-game stretch in mid-May when he hit 8 hrs and had 17 rbi.

1984: Sandwiched a 7-week stint at Hagerstown between 2 tours at Charlotte. Began year in Charlotte, but hit only .148 (142-21) in 46 games thru May 30 and was demoted to Hagerstown . . . Despite the low average, had 6 home runs (among his 1st 10 hits) and 16 rbi.

Joined Hagerstown June 1 and hit .321 with 6 home runs and 21 rbi in 47 games thru July 24 . . . Returned to Charlotte on July 25 where he hit .262 (122-32) with 7 home runs and 24 rbi in 39 games the remainder of the season.

1983: Led Carolina League in homers (31), total bases (275) and slugging (.549) and was 2nd in runs (31) and triples (8) . . . Also 3rd in doubles (29) and walks (85) and 4th in rbi (86) and hits (137) . . . Named to league all-star team and was Topps' "Player of the Month" for June . . . Hit 2 grand slams in 3-day span vs. Winston-Salem (May 5 & 7).

KEN GERHART (Cont.)

1982: Was 3rd in the Appalachian League in homers (12) and runs (57) and was 5th in steals (36).

AMATEUR BACKGROUND: Attended Middle Tennessee State University where he led team to NCAA playoffs in '81 and '82 . . . Was "Player of the Year" in Ohio Valley Conference in '82 . . . Named All-OVC in '81 and '82.

Graduated from Oakland (TN) High School ('79) where he earned 3 letters in baseball . . . Was all-league ('78, '79) and MVP senior year . . . Also played American Legion ball ('79).

PERSONAL: Married the former **Jennifer Meagher** on Feb. 21, '87.

88

RENE ADRIAN GONZALES

Born: Sep. 3, 1961

Height: 6'3"; **Weight:** 191

Bats, R; Throws, R

Position: Infielder

Birthplace/Residence: Born in Austin, Texas . . . Resides in Covina, CA.

Contract Status: Signed thru '88.

Tenure: One year, 24 days.

Signed Originally with: Montreal.



YEAR CLUB	AVG.	G	AB	R	H	2B	3B	HR	RBI	BB	SO	SB	CS	HP
1982 Memphis—1	.213	56	183	10	39	3	1	1	11	9	44	2	3	3
1983 Memphis	.269	144	476	67	128	12	2	2	44	40	53	5	2	3
1984 Indianapolis	.234	114	359	41	84	12	2	2	32	20	33	10	4	2
Montreal	.233	29	30	5	7	1	0	0	2	2	5	0	3	1
1985 Indianapolis	.226	130	340	21	77	11	1	0	25	22	49	3	5	0
1986 Indianapolis	.273	116	449	57	108	14	2	3	43	41	47	8	6	2
Montreal—2	.115	11	26	1	3	0	0	0	2	7	0	2	0	0
1987 Baltimore	.267	37	60	14	16	2	1	1	7	3	11	1	0	0
Rochester	.300	42	170	20	51	9	3	0	24	13	16	4	2	1
A.L. Totals	.267	37	60	14	16	2	1	1	7	3	11	1	0	0
N.L. Totals	.179	40	56	6	10	1	0	0	2	4	12	0	2	0
M.L. Totals	.224	77	116	20	26	3	1	1	9	7	23	1	2	0

1—Selected by Montreal Expos' organization in June '82 free agent draft (5th round).

2—Acquired by Orioles from Expos in deal for catcher John Stefero on 12/16/86.

1987 SEASON SUMMARY

BALTIMORE: Was with the O's at the beginning of the season and at the end, but spent half the year at Rochester . . . Made 15 starts for the O's, all at 3rd . . . Appeared in 29 games at 3rd base, 6 at 2nd base and one at shortstop (Sep. 25 when **Cal Ripken Jr.** was ejected).

Appeared in 24 of the O's first 85 games and was batting .207 (29-6) when he was optioned to Rochester on July 10 . . . Returned to Baltimore on Sep. 10 and batted .323 (31-10) in 13 games . . . Hit safely in his first 6 games after recall (.500, 20-10), all at Memorial Stadium, and was 7-for-11 in first 4 games.

First hit with O's was his first and only major league home run, a solo homer at home off Chicago's **Jose DeLeon** on May 2 . . . Had season-high 3 hits at home vs. Yankees on Sep. 25 (one shy of his career-high).

ROCHESTER: Played 5 different positions: 1B-1; 2B-8; 3B-22; SS-12; OF-1 . . . Batted 23-for-73 (.315) with 14 rbi over last 2½ weeks while Red Wings went 15-3 to earn playoff spot.

PREVIOUS CAREER HIGHLIGHTS

1986: Recalled by Montreal from Indianapolis on July 20 and made 3 starts, all at shortstop, but was sent back on July 24 when Montreal obtained **Tom Foley** from Philadelphia . . . Recalled again on Sep. 19 and played in 8 of Expos' final 16 games, 5 at 3rd, 3 at shortstop.

While at Indianapolis, established career highs in average and extra-base hits . . . Played 42 games at 3rd, 41 at shortstop and 40 at 2nd.

1985: Led American Association shortstops in assists (345) and double plays (79) and was 2nd in games (127).

1984, EXPOS: Had 3 stints with Expos while dividing time at Indianapolis . . . Made major league debut July 27 as defensive replacement at home against the Phillies . . . His final tour with Expos began Sep. 10 following American Association playoffs . . . Started 7 straight games at short, Sep. 15-22 . . . Singled off **Jerry Koosman** at Philadelphia on Sep. 15, his 1st major league hit . . . Went 4-for-5 the next day in 8-4 win over Phillies . . . Was a "Silver Glove" winner in '84 at Indianapolis.

EARLY CAREER: In '82, went from college to AA ball at Memphis . . . Struggled 1st year, but in '83 finished 2nd in the Southern League in games played and led the league's shortstops in fielding (.972), putouts (258) and double plays (102).

AMATEUR CAREER: Played at Cal State-L.A. and led club in doubles (14) and rbi (34) in '82 as a junior . . . Also played at Glendale City College . . . Attended Rosemead (CA) High School

PERSONAL: His uniform #88 is the highest in Orioles history . . . Single . . . Worked as an usher for 2 seasons at Dodger Stadium while in college . . . Father, **Ben**, played minor league ball.

JOAQUIN (JACKIE) FERNANDO GUTIERREZ

11

Born: June 27, 1960

Height: 6'1"; **Weight:** 180

Bats, R; Throws, R


Position: Shortstop—Third base

Birthplace/Residence: Born, raised and still lives in Cartagena, Colombia.

Contract Status: Signed thru '87.

Tenure: 3 years, 39 days.

Signed Originally with: Boston.



YEAR CLUB	AVG.	G	AB	R	H	2B	3B	HR	RBI	BB	SO	SB	CS	HP
1978 Elmira—1	.194	63	216	23	42	8	0	0	18	24	41	2	2	2
1979 Elmira	.251	63	183	29	46	4	2	0	14	19	25	1	1	3
1980 Winston Haven	.255	111	368	46	94	4	1	1	40	39	34	2	2	2
1981 Winston-Salem	.249	137	507	56	126	14	5	1	45	43	80	9	3	6
1982 Bristol	.278	138	468	64	130	20	2	1	44	54	40	19	15	1
1982 Bristol	.278	67	248	36	69	7	2	4	25	34	29	12	10	1
1983 New Britain	.266	66	233	30	62	11	1	1	17	28	39	5	4	0
Pawtucket	.300	5	10	2	3	0	0	0	0	1	1	0	1	0
1984 Boston	.263	151	449	55	118	12	3	2	29	15	49	12	5	0
1985 Boston—2	.218	103	275	33	60	5	2	2	21	12	37	10	2	0
1986 Rochester	.303	54	198	29	60	7	2	1	22	20	19	5	0	1
Baltimore	.186	61	145	8	27	3	0	0	4	3	27	3	1	1
1987 Rochester	.255	92	333	32	85	9	3	2	25	19	42	6	5	3
Baltimore	.000	3	1	0	0	0	0	0	0	0	0	0	0	0
M.L. Totals	.236	323	880	98	208	20	5	4	54	31	114	25	9	1

GWRBI: '83-0; '84-1; '85-2; '86-0; '87-0. Total: 3.

1—Signed as free agent by Boston Red Sox on 1/14/78.

2—Acquired by Orioles from Boston Red Sox in deal for pitcher Sammy Stewart on 12/17/85.

Career Highs, Game: **Runs-3**, (July 6, '84 vs. Cal. at Bos.); **Hits-3, 7 times**, (the latest Sep. 15, '86 at N.Y.); **RBI-2, 8 times**, (the latest Aug. 14, '85 vs. K.C. at Bos.); **SB-2**, (May 14, '84 at Cle. and Aug. 12, '84 at Tex.)

Hitting Streaks: **8**, (June 8 thru 15, '84); **6**, (July 15 thru 21, '84).

Grand Slams: None.

1987 SEASON SUMMARY

Was with the Orioles thru the first month, but was assigned to Rochester on May 8 to accommodate return of **Lee Lacy** off DL . . . Appeared in only 3 games with O's, entering all 3 as a pinch-runner.

JACKIE GUTIERREZ (Cont.)

At Rochester, appeared in 87 games at shortstop, 4 at 2nd base and one at third . . . Batted .305 (108-33) in first 27 games thru June 14.

Average reached low of .249 on Aug. 13, but he was 5-for-5 with a homer and 4 rbi vs. Columbus the next day.

PREVIOUS CAREER HIGHLIGHTS

'86, ORIOLES/ROCHESTER: Appeared in 53 games at 2nd base and 6 games at 3rd for the O's, the first time he had played either position in the big leagues . . . Finished with the 2nd best fielding percentage (.990, TC-197, E-2) among A.L. 2nd basemen with 50 or more games.

Started opening day at 3rd base, but played in only 11 of the O's 1st 26 games and was batting only .083 (12-1) on May 12 when he was stricken with chicken pox . . . Placed on disabled list immediately and was off his feet until he began rehabilitation assignment at Rochester on June 1.

Remained with Rochester when rehab assignment ended and did not join Orioles again until July 25 . . . Started 41 of the last 67 games with O's, all at 2nd base.

Average with Orioles fell to season-low .047 (21-1) before he got his 2nd hit on Aug. 5 . . . Between Aug. 10-29 he batted .288 (45-13), raising average to season-high .211 . . . Batted .167 (72-12) the rest of the season.

'85, RED SOX: Started 79 games at shortstop for Boston, but missed nearly 2 months with a knee injury . . . A 17-for-48 (.354) spurt raised his average to season-high .252 on May 23 after he had started 40 of the first 43 games . . . Jammed his right knee at Texas on May 25 and played in only 6 games over the next 2 months . . . Returned to the lineup on July 25 when his replacement **Glenn Hoffman** was injured.

Made only 3 errors in first 60 games, but in a 26-game span in August he made 11 errors including 3 at Minnesota on Aug. 30.

'84 RED SOX ROOKIE OF YEAR: Named to The Sporting News' and Topps' All-Major League Rookie team . . . Selected Red Sox "Rookie of the Year" by Boston baseball writers . . . Won the shortstop berth in mid-May and went on to hit .263 (449-118) in 151 games.

The Red Sox were 78-61 in his 139 starts (86-76 overall) . . . Led Red Sox with 12 steals and tied for club lead in bunt hits (6) . . . Best month was August (.319, 94-30).

Had six 3-hit games . . . Hit 1st major league home run off Oakland's **Jeff Betendorf** at Fenway.

'83, MAJOR LEAGUE DEBUT: Spent final month of season with Red Sox . . . Started last 3 games of season . . . Got 1st major league hit off Cleveland's **Neal Heaton** on Sep. 30 . . . Began year at New Britain (AA) and moved up to Pawtucket (AAA) on July 1 . . . Ranked 2nd in Red Sox minor league system with 481 at bats and 3rd with 131 hits.

MINOR LEAGUE CAREER: In '82, was named to Eastern League's all-star team while at Bristol and selected one of the league's top 10 major league prospects . . . The previous year led Carolina League's shortstops in total chances (681, 90 more than the next best) and assists (423) . . . Was named to the league's all-star team.

At Winter Haven in '80, played 2nd, 3rd, ss, and outfield . . . Spent first 2 years of pro ball at Elmira and led NY-Penn League shortstops in fielding in '78.

AMATEUR CAREER: Graduated from Liceo del Bolivar High School in Cartagena, Colombia, in '77 . . . Was outstanding ss in Campeonato Nacional Youth League and led loop in doubles in '76 and triples in '77 . . . Finished 3rd in decathlon at national youth track meet at age 12.

3RD COLOMBIAN: Is only the 3rd Colombian to play in the majors . . . Follows his brother-in-law **Orlando Ramirez** (ss, California, '74-'79) and **Luis Castro** (p, Philadelphia, A's, '02).

PERSONAL: Father, **Campo**, competed for Colombia in javelin event in '36 Olympics in Berlin and his brother **Freddie** competed in 100-meter sprint in '64 Olympics at Tokyo . . . Single.

134

JOHN GABRIEL HABYAN

54

Born: Jan. 29, 1964
Height: 6'2"; **Weight:** 198
Bats, R; Throws, R
Position: Pitcher

Birthplace/Residence: Born in Bayshore, NY (Long Island) . . . Grew up and still lives in nearby Brentwood, NY.

Contract Status: Signed thru '88.

Tenure: 1 year, 15 days.

Signed Originally with: Orioles.



YEAR CLUB	W-L	ERA	G	GS	CG	SHO	SV	IP	H	R	ER	BB	SO
1982 Bluefield-1	9-2	3.54	12	12	2	1	0	81	68	35	32	24	55
Hagerstown	0-0	67.50	1	1	0	0	0	0.2	5	5	5	2	1
1983 Hagerstown	2-3	5.81	11	11	1	0	0	48	54	41	31	29	42
Newark	5-3	3.39	11	11	1	1	0	72	68	34	27	29	64
1984 Charlotte	4-7	4.44	13	13	1	0	0	77	84	46	38	34	55
Hagerstown	9-4	3.54	13	13	4	0	0	81.1	64	41	32	33	81
1985 Charlotte	13-5	3.27	28	28	8	2	0	189.2	157	73	69	90	123
Baltimore	1-0	0.00	2	0	0	0	0	2.2	3	1	0	0	2
1986 Charlotte	12-7	4.29	26	25	5	1	0	157.1	168	82	75	69	93
Baltimore	1-3	4.44	6	5	0	0	0	26.1	24	17	13	18	14
1987 Rochester	3-2	3.86	7	7	2	1	0	49	47	23	21	20	39
Baltimore	6-7	4.80	27	13	0	0	1	116.1	110	67	62	40	64
M.L. Totals	8-10	4.64	35	18	0	0	1	145.1	137	85	75	58	80

—Selected by Orioles organization in June '82 free agent draft (3rd round) . . . signed by Joe DeLuca.

Longest Outing: 8.1 innings, (Sep. 28, '87 at Det.)

Strikeout Highs: 5, 3 times, (July 22, '87 at Chi.; Aug. 24, '87 at Oak. and Aug. 28, '87 vs. Cal. at Bal.)

Walk High: 5, (June 6, '87 at Tor.)

Winning Streak: 3, (July 22-Aug. 9, '87).

Losing Streak: 3, (May 31-July 7, '87).

Pitches: Fastball, curve, slider, change-up.

1987 SEASON SUMMARY

Began the season at Rochester, but was recalled by Orioles on May 18 . . . In 13 starts with Baltimore was 2-7 with a 5.93 era (IP-68.1, H-79, ER-45), but in 14 relief appearances was 4-0 with one save and a 3.19 era (IP-48, H-32, ER-17).

At the All-Star break after 10 games (5 starts) following recall, was 1-3 (ERA-6.28, IP-38.2, H-46, ER-27) . . . Went 5-4 after the break (ERA-4.00, IP-78.2, H-64, ER-35), tying **Mark Williamson** as the club's leading winner in the 2nd half.

Turned things around in his first 5 appearances of the 2nd half (all in relief, July 22-Aug. 9) when he went 3-0 (IP-22, H-5, R-1, ER-1) . . . In his first 2nd half appearance on July 22, in 10-5 win at Chicago, he retired the last 19 batters while allowing only one base runner in his 6.2 innings of work.

His last 8 appearances were as a starter . . . Best outing came at Detroit on Sep. 28 when he went 8.1 innings, allowing only 5 hits while combining with **Tom Niedenfuer** on a 3-0 shutout win over **Jack Morris**, one of only 4 times the A.L. East champs were shut out.

Held opponents to a .248 average, 29 points below opponents team average vs. O's.

STARTER/RELIEVER: In 17 career relief appearances is 5-0 with one save (3.02, IP-56.2, ER-19) . . . In 18 starts is 3-10 (5.68, IP-88.2, ER-56).

ROCHESTER: In 7 games (all starts) at Rochester was 3-2 with 2 complete games and a 3.86 era (IP-49, H-47, R-23, ER-21, BB-20, SO-39) . . . Was leading the International League in strikeouts (39) at time of his promotion.

PREVIOUS CAREER HIGHLIGHTS

MINOR LEAGUE CAREER: Has a 57-33 record (ERA-3.93, IP-707, ER-309) in 122 games, 121 starts in his minor league career.

135

IN UNIFORM

JOHN HABYAN (Cont.)

ROCHESTER-BALTIMORE, '86: His 12 wins at Rochester tied teammate **Bill Swaggerty** for 2nd most in the International League... In 20 starts between May 4-Aug. 4 he was 12-2 (ERA-3.33, IP-135.1, ER-50)... Recalled by Orioles on Aug. 29 and made first big league start that day at Oakland, losing to **Dave Stewart**, 4-0... Beat Milwaukee, 4-3, at home on Sep. 20 for 1st win as a starter.

MAJOR LEAGUE DEBUT, '85: Left the Instructional League (his 4th straight year in the F.I.L.) to join the Orioles on Sep. 23 when injuries weakened O's pitching depth... Made major league debut in relief at Yankee Stadium on Sep. 29... Gained 1st major league win in only other outing, beating Boston, 9-8, in relief at home on Oct. 3... O's scored 5 runs in the 8th to win it.

CHARLOTTE: Named as right-handed pitcher on the Southern League All-Star team in '85... Won club-high 13 games and was 3rd in the league in strikeouts (123), innings (189.2) and complete games (8)... Was 5th in the SL with career-best 2.37 era.

Hurled 9-inning no-hitter vs. Columbus on May 13, winning 6-0... Also had a pair of 3-hitters... Won his 1st 8 decisions (11 starts, 2.54 era, IP-78, ER-22, CG-3) before losing to Memphis on June 8... Gave up 3 runs or less in 19 of 28 starts.

1984: Had 9 of Hagerstown's 34 wins when promoted to Charlotte on June 21... Fanned 13 without a walk in 8 innings at Kinston Apr. 27 and 10 in 6 innings in season debut at Salem on Apr. 11.

At Charlotte, won 4 of 1st 7 decisions, then dropped his last 4 in regular season... Won both post-season starts... Beat Greenville in SL Eastern Division playoffs to give O's 2 games to one lead in the best-of-five series... Then defeated Knoxville in game 2 of league championship series, eventually won by O's 3 games to none.

Led O's in Florida Instructional League with 3-0 record and a 2.90 era... Four of his appearances were in relief, 1st of career.

EARLY CAREER: Tied for wins in Appalachian League with 9 while at Bluefield in '82.

AMATEUR BACKGROUND: Graduated in '82 from St. John the Baptist High School (Brentwood, N.Y.)... Fanned 226 in 148 innings in last 2 years combined... Was captain and team "mvp" senior year and earned all-league honors.

PERSONAL: Youngest of 5 children (2 brothers, 2 sisters)... Enjoys playing basketball, football and street hockey... A native of Long Island, he took part in New York Governor **Mario Cuomo's** "Athletes Helping Athletes" project last winter... Single.

15 TERENCE (TERRY) EDWARD KENNEDY

Born: June 4, 1956
Height: 6'4"; **Weight:** 230
Bats, L; Throws, R
Position: Catcher

Birthplace/Residence: Born in Euclid, OH and resides in San Diego, CA.

Contract Status: Signed 2-year extension of his contract to include the '88 and '89 seasons on October 19, '87.

Tenure: 8 years, 110 days.

Signed Originally with: St. Louis.



YEAR CLUB	AVG.	G	AB	R	H	2B	3B	HR	RBI	BB	SO	SB	CS	HP
1977 Johnson City-1	.590	12	39	14	23	7	2	3	15	12	3	0	0	0
St. Petersburg	.247	45	166	22	41	8	0	4	22	25	25	0	0	1
1978 Arkansas	.289	69	239	55	69	14	0	10	54	37	35	1	1	3
Springfield	.330	64	230	35	76	13	0	10	46	33	40	1	1	1
St. Louis	.172	10	29	0	5	0	0	0	2	4	3	0	0	0
1979 Springfield	.293	84	294	35	86	18	1	13	64	32	52	0	1	1
St. Louis	.284	33	109	11	31	7	0	2	17	6	20	0	0	0
1980 St. Louis	.254	84	248	28	63	12	3	4	34	28	34	0	0	0
1981 San Diego-2	.301	101	382	32	115	24	1	2	41	22	53	0	2	2
1982 San Diego	.295	153	562	75	166	42	1	21	97	26	91	1	0	5
1983 San Diego	.284	149	549	47	156	27	2	17	98	51	89	1	3	2
1984 San Diego	.240	148	530	54	127	16	1	14	57	33	99	1	2	2
1985 San Diego	.261	143	532	54	139	27	1	10	74	31	102	0	0	0
1986 San Diego-3	.264	141	432	46	114	22	1	12	57	37	74	0	3	2
1987 Baltimore	.250	143	512	51	128	13	1	18	62	35	112	1	0	1

N.L. Totals .272 962 3373 347 916 177 10 82 477 238 565 3 10 13

M.L. Totals .269 1105 3885 398 1044 190 11 100 539 273 677 4 10 14

GWRBI: '78-0, '79-0, '80-3, '81-6, '82-15, '83-14, '84-7, '85-9, '86-10, '87-7, Total: 71.

1-Selected by St. Louis Cardinals' organization in June '77 free agent draft (1st round, 6th player chosen overall).

2-Acquired by San Diego from St. Louis with catcher Steve Swisher, pitchers John Littlefield, Al Olmsted, Kim Seaman and John Urrea, and infielder Mike Phillips in deal for pitchers Rollie Fingers and Bob Shirley, catcher Gene Tenace and a player to be named later on 12/8/80. St. Louis acquired catcher Bob Geren to complete the deal on 12/10/80.

3-Acquired by Orioles from San Diego with pitcher Mark Williamson in deal for pitcher Storm Davis on 10/30/86.

League Championship Record

YEAR CLUB	AVG.	G	AB	R	H	2B	3B	HR	RBI	BB	SO	SB	CS	HP
1984 S.D. vs. Chi.	.222	5	18	2	4	0	0	0	1	1	3	0	0	0

World Series Record

YEAR CLUB	AVG.	G	AB	R	H	2B	3B	HR	RBI	BB	SO	SB	CS	HP
1984 S.D. vs. Det.	.211	5	19	2	4	1	0	1	3	1	1	0	0	0

All-Star Game Record

YEAR CLUB	AVG.	G	AB	R	H	2B	3B	HR	RBI	BB	SO	SB	CS	HP
1981 N.L. at Cle.	.000	1	1	0	0	0	0	0	0	0	0	0	0	0
1983 N.L. at Chi.														
1985 N.L. at Min.	.500	1	2	0	1	0	0	0	1	0	0	0	0	0
1987 A.L. at Oak.	.000	1	2	0	0	0	0	0	0	0	1	0	0	0

A.S.G. Totals .200 3 5 0 1 0 0 0 1 0 1 0 0 0 0

Career Highs, Game: **Runs-3, 5 times**, (the latest June 2, '87 vs. Oak. at Bal.); **Hits-4, 4 times**, (the latest May 11, '86 at Chi. Cubs); **HR-2, 3 times**, (June 20, '80 at Cin.; Sep. 4, '82 vs. Chi. at S.D.; Sep. 25, '82 at Atl.); **RBI-6**, (June 20, '80 at Cin.); **4, 10 times**, (the latest June 20, '85 vs. S.F. at S.D.)

Hitting Streaks: 13, twice, (May 22-June 5, '81 and July 1-19, '85)

Grand Slams: 1, (see page 28).

1987 SEASON SUMMARY

Established Orioles records for most starts (135) and games (142) by a catcher, both tops among A.L. catchers... Broke club records held by **Rick Dempsey** (135 games, 130 starts in '78)... Had 17 more starts than any other AL catcher (**Bob Boone**, California, was next with 118).

His 18 home runs are the 2nd highest total of career, although he went from June 24-Aug. 13 without one.

Bolstered by a pair of early 10-game hitting streaks (Apr. 8-19 and May 14-24), his average reached season high of .289 (204-59) on June 8 after 54 games... Batted .224 (308-69) the rest of the season, including .170 (94-16) in 27 games between Aug. 24-Sep. 28.

Had his best stretch May 14-23 when he went 17-for-35 (.486) with 3 homers and 7 rbi in 9 games, raising average from .223 to .282... Started that stretch with an 8th inning home run off **Bret Saberhagen**, giving O's 4-3 win.

Fanned career-high 112 times, most by an Oriole since '79 when **Ken Singleton** whiffed 118 times.

HOME RUNS: His 18 homers/62 rbi have been bettered only once by an Oriole catcher in the last 26 years (**Earl Williams**, 22 hrs/65 rbi in '73)... Of his 18 homers, 16 produced key runs (tied the game, put the O's ahead, within a run, or ahead by 2).

IN UNIFORM

TERRY KENNEDY (Cont.)

ALL-STAR: Was voted by the fans to a starting berth on the A.L. All-Star squad, joining **Ted Simmons** as the only 2 catchers in baseball history to have started an All-Star game for both leagues (**Terry** also started for the NL in '85) . . . It was his 4th All-Star game appearance . . . Became only the 2nd Oriole catcher ever to start (**Gus Triandos** started in '58 & '59).

MISCELLANEOUS: Stole a base on June 24 vs. N.Y., his first since Apr. 21, '84 . . . Batted 70 points higher on the road (.283, 272-77) than at home (.213, 240-51) . . . Was the O's leading hitter vs. Boston (.441, 34-15) . . . Excelled on return trips to the West Coast (Cal., Oak. & Sea.), batting .358 (67-24) with 4 homers and 10 rbi in 17 games.

1987 AND MAJOR LEAGUE CAREER

DURABLE: Has caught 934 games over the past 7 years ('81-'87), 2nd in the majors behind **Gary Carter** (940) . . . Caught 100 or more games all 7 of those seasons, 2nd longest current streak in the majors behind **Carter** (11) . . . Has been behind the plate in 86% of his team's games during that span.

AMONG CATCHERS: Over the last 7 years (since becoming a regular with San Diego in '81), **Kennedy** has cracked 171 doubles, more than any other major league catcher (one ahead of **Gary Carter**) . . . Also during that span he is 3rd in rbi (486) among all catchers behind **Carter** (638) and **Lance Parrish** (572) and 5th in extra base hits (273) behind **Carter** (347), **Parrish** (329), **Carlton Fisk** (283) and **Jody Davis** (276) . . . (Totals for the players listed above include all hitting stats, not just those as a catcher.)

MORE OFFENSE: Has averaged 15 homers, 74 rbi and 10 gwrbi over the last 6 years. In '82, he hit 42 doubles, 40 as a catcher, to tie the N.L. record for most by a receiver (**Johnny Bench** had 40 in '68).

Led all major league catchers that season with 64 extra-base hits . . . Won The Sporting News' Silver Slugger Award as the top hitting catcher in the majors in '83 and led the league's catchers with 98 rbi.

DEFENSE: Led AL catchers in games (142), starts (135), and assists (58) in '87 . . . His .993 (TC-814, E-6) fielding mark was a personal high and 3rd best in the A.L. . . . Opponents were successful on 145 of 202 (.718) attempted stolen bases.

Made 20 errors in '81, his first full season behind the plate . . . Lowered that to just 7 errors in 139 games in '82 and has compiled a .988 (TC-4853, E-59) career percentage (the M.L. average the last 6 years is .987) . . . During his career has played 28 games in the outfield and 21 games at first base.

VS. LEFT/RIGHT: In '87, he batted .267 (330-88) with 12 home runs and 38 rbi vs. right-handers and .220 (182-40) with 6 homers and 24 rbi vs. southpaws.

Has a career average of .275 (2864-789) with 54 home runs and 311 rbi vs. righties . . . Against left-handers he's hitting .250 (1021-255) . . . Thru '83 he was hitting better against lefties than righties.

N.L. SUMMARY: Batted .256 (386-99) in 127 games with the Cardinals and .274 (2987-817) in 835 games with the Padres . . . Did his best hitting against the Cards (.306, 229-70) and hit career-high 10 homers against the Giants, Dodgers and Cubs.

Favorite park was Veterans Stadium in Philadelphia (.345, 116-40) . . . Currently ranks among San Diego's all-time top 5 in: doubles (2nd-158), homers (3rd-77), rbi (3rd-424), hits (4th-817) and runs (5th-308).

KENNEDY BY MONTH

1987 SEASON				LIFETIME				
AVG.	AB-H	HR	RBI	MONTH	AVG.	AB-H	HR	RBI
.284	74-21	2	9	APR.	.265	513-136	12	79
.265	102-27	4	11	MAY	.278	661-184	17	111
.258	97-25	7	17	JUNE	.274	690-186	21	98
.260	73-19	0	6	JULY	.274	625-171	14	73
.227	88-20	3	11	AUG.	.233	716-167	12	67
.205	78-16	2	8	SEP.-OCT.	.290	690-200	24	111

PREVIOUS CAREER HIGHLIGHTS

1986: Started 104 of the Padres' first 129 games but only 10 of the last 32, giving way to rookie **Benito Santiago** . . . Was used primarily as a pinch hitter over the last month and tied for top pinch-hit average in N.L. (.478, 23-11) with Cincinnati's **Kal Daniels** . . . Set Padre record for highest pinch-hit average in a season.

1985: Named to the N.L. All-Star squad as a replacement starter for injured **Gary Carter** . . . Had a single in 2 trips in the N.L.'s victory . . . Led N.L. in fewest passed balls (4), 3rd best in the majors . . . Best month was May when he hit .369 (84-31), tops in the N.L. . . . Fanned over 100 times for first time in career. (Had 112 strikeouts in '87).

1984: Caught more games (147) than any catcher in baseball . . . While his offensive production was down, he made valuable contributions down the stretch of the Padres' pennant drive . . . Batted .301 (83-25) for the final month with 4 homers, 11 rbi . . . Was behind the plate when the Padres pitching staff recorded 4 consecutive shutouts and set a club record with 40.2 straight scoreless innings.

Had good success off Detroit's **Jack Morris** in World Series with 3 hits in 8 trips . . . In 1st World Series at bat ripped a 2-run double off **Morris** . . . Later homered off the Tiger right-hander in game #4.

1983: Drove in career-high 98 runs, 5th in the N.L. and the 3rd highest single season total in San Diego history . . . Tied for 4th in the league with 14 gwrbi . . . Named N.L. "Player of the Month" for April when he batted .390 (89-32) with 21 rbi in 22 games . . . Had strong finish in September with 7 home runs and 22 rbi in 22 games . . . Homered in 4 consecutive games, Sep. 4-7.

1982: Named Padres' MVP . . . Led club in batting (.295), slugging (.486), games (153), hits (166), doubles (42), hrs (21, career high), rbi (97), gwrbi (15) and sf (8) . . . Was 2nd in N.L. in doubles. Made only 7 errors, fewest among the N.L.'s regular catchers . . . Caught 139 games and played 1st base in 12.

Probably would have had a 100 rbi season but played final 2 weeks with swollen forefinger on left hand.

1981: In 1st season as a regular catcher was named to N.L. All-Star squad . . . Had career-high .301 mark . . . He and **Gary Carter** were the only major league receivers to catch in 100 games . . . Hit safely in 77 of 98 starts.

1980: Drove in a career-high 6 runs when he hit a pair of 3-run homers off **Tom Seaver** and **Tom Hume** to lead Cardinals to 7-5 win on June 20 . . . Traded to San Diego after season as part of 11-player deal, biggest in San Diego history . . . Caught 41 games and played 28 games in left field.

1979: Recalled by Cardinals from Springfield (American Association) on June 25 after injury to regular catcher, **Ted Simmons** . . . On July 1, in 1st game of doubleheader, hit first big league homer, a grand slam off Philadelphia's **Tug McGraw** that helped Cards to 13-7 win . . . In 2nd game of dh, his pinch-hit rbi single with two out in the bottom of the 9th inning beat the Phillies, 2-1.

AMATEUR CAREER: Had outstanding collegiate career at Florida State where his coach was former major leaguer **Woody Woodward**, current general manager of the Phillies . . . Compiled a .348 career batting average . . . Best season was '76 when he hit .364 with 21 home runs and 64 rbi.

In '77 was named "College Baseball Player of the Year" by The Sporting News when he hit .333 . . . Donated \$5,000.00 of his signing bonus money from the Cardinals to Florida State to help improve seating at baseball field.

BOB KENNEDY: Terry is son of former Oriole **Bob Kennedy**, now the vice-president of baseball operations for the San Francisco Giants . . . The Elder **Kennedy**, known for his strong throwing arm, played 3rd base for the O's in '54 and '55 and batted .251 (323-81) in 132 games. Had distinction of being first Oriole to hit a grand slam, on July 30, '54 off the Indians' **Allie Reynolds** at Memorial Stadium. He had been acquired in April that year in deal for infielder **Jim Dyck**. His contract was sold to the White Sox by **Paul Richards** May 30, '55.

Bob had a lifetime .254 average over a big league career that spanned 19 years ('39 thru '57). In addition to the O's, he played with White Sox (3 different times), Indians (played in '48 WS), Detroit and Brooklyn. **Bob** managed the Cubs ('63-'65) and A's ('68).

PERSONAL: Terry and his wife, **Teresa**, have 2 daughters: **Suzanna** (9/18/82) and **Sarah** (2/22/84), and one son: **Bart Edward** (9/21/85).


Born: Sep. 12, 1958
Height: 6'0"; **Weight:** 193
Bats, L; Throws, L
Position: Pitcher

Birthplace/Residence: Born and raised in Houston, TX. Now lives in nearby Katy.

Contract Status: Signed thru '88.

Tenure: 4 years, 114 days.

Signed Originally with: San Diego Padres.



YEAR CLUB	W-L	ERA	G	GS	CG	SHO	SV	IP	H	R	ER	BB	SO
1979 Amarillo-1	3-5	5.63	17	8	2	1	0	62	89	52	39	31	46
1980 Amarillo	10-9	3.87	26	25	7	1	1	156	164	80	67	61	125
1981 Amarillo	12-5	3.26	27	27	10	2	0	193	202	86	70	56	128
1982 Hawaii	12-10	3.57	28	28	9	2	0	194	202	88	77	58	106
1983 San Diego	7-3	2.65	21	18	2	0	0	115.1	104	40	34	33	49
Las Vegas	6-1	3.29	19	6	1	0	4	63	63	28	23	24	38
1984 San Diego	14-8	2.97	32	29	1	1	0	178.2	174	70	59	55	57
1985 San Diego	7-11	3.97	36	23	1	1	2	138.1	154	70	61	44	57
1986 San Diego-2	3-7	6.50	17	15	2	1	0	70.2	96	58	51	27	32
Detroit	4-1	1.92	25	4	0	0	3	51.2	44	13	11	17	17
1987 Detroit-3	0-1	4.23	48	0	0	0	5	61.2	83	32	29	24	21
A.L. Totals	4-2	3.18	73	4	0	0	8	113.1	127	45	40	41	38
M.L. Totals	35-31	3.58	179	89	6	3	10	616.1	655	283	245	200	233

1—Selected by San Diego in 5th round of June 1979 free agent draft.

2—Acquired by Detroit from San Diego in deal for pitcher Dave LaPoint on July 9, 1986.

3—Acquired by Baltimore from Detroit in deal for 3rd baseman Ray Knight on Feb. 26, 1988.

League Championship Series

YEAR CLUB	W-L	ERA	G	GS	CG	SHO	SV	IP	H	R	ER	BB	SO
1984 S.D. vs. Chi.	0-1	9.82	1	1	0	0	0	3.2	7	4	4	2	1

World Series

YEAR CLUB	W-L	ERA	G	GS	CG	SHO	SV	IP	H	R	ER	BB	SO
1984 S.D. vs. Det.	0-1	10.13	2	2	0	0	0	5.1	12	6	6	3	2
1987 Det. vs. Min.	0-0	0.00	1	0	0	0	0	0.1	0	0	0	0	0

Low-Hitters: **1-Hitter-1** (Apr. 30, '86 vs. StL.); **3-Hitters-3** (latest June 8, '86 vs. Atl.).

Strikeout Highs: **8** (Aug. 27, '85 at Phi.) . . . **In Relief:** **3-4 times** (latest June 20, '87 at Bal.).

Winning Streak: **5** (July 16 thru Aug. 11, '84).

Losing Streaks: **4, 3 times** (latest June 13 thru July 21, '86).

Pitches: Fastball, curve, slider, change.

1987 SEASON SUMMARY

ODDS AND ENDS: Was 3rd on Tigers' staff in appearances with 48 behind **Mike Henneman** and **Eric King** (55 apiece) . . . Finished with career-highs in appearances and saves (5) . . . First time in his career was used exclusively in relief . . . In the majors, only Toronto's **Tom Henke** had more appearances without a win (note: **Dave Leonhard** went thru 2 full seasons with the O's, '70 & '72, without a win or a save). His last victory was on Aug. 26, '86 vs. Oakland at Detroit.

Was unscored on in 16 of his first 18 appearances, and had 4 saves and a 1.76 era (IP—15.1, ER—3) on May 31 . . . In his final 30 games, he had only one save and a 5.05 era (IP—46.1, ER—26) . . . He earned his last save on July 8 at Oakland . . . His longest outing of the year was 5 innings at Baltimore on June 20 . . . Opponents batted .331 (251-83) against him.

Appeared in game #4 of the ALCS, working the final out of the game in the Tigers' 5-3 loss.

BY MONTH: **Apr:** 0-0-1, 0.00, IP—3.2, ER—0, G—5) . . . **May:** 0-1-3, 4.20, IP—15, ER—7, G—14 . . . **June:** 0-0-0, 2.84, IP—12.2, ER—4, G—9 . . . **July:** 0-0-1, 8.31, IP—8.2, ER—8, G—5 . . . **Aug:** 0-0-0, 3.55, IP—12.2, ER—5, G—6) . . . **Sep-Oct:** 0-0-0, 5.00, IP—9, ER—5, G—9.

A.L. CAREER

Joined Tigers July 9, '86 and turned his season around . . . Lost his first decision with Detroit, 1-0, to Minnesota on July 21, giving him an overall record of 3-8 . . . Then won his last 4 decisions, and earned 3 saves, all beginning Aug. 5 . . . Won a club-high 4 games in August . . . His 1.92 era was the best on the staff.

THURMOND VS. THE A.L.

1987 SEASON				OPPONENT	LIFETIME			
W-L-S	ERA	IP	ER		W-L-S	ERA	IP	ER
0-0-0	2.08	8.2	2	Baltimore	0-0-0	1.86	9.2	2
0-0-0	5.79	4.2	3	Boston	0-0-0	5.79	4.2	3
0-0-0	0.00	1.2	0	California	0-0-0	1.17	7.2	1
0-0-1	0.00	4.2	0	Chicago	1-0-1	1.93	14.0	3
0-0-0	13.50	1.1	2	Cleveland	2-0-0	1.64	11.0	2
—	—	—	—	Detroit	—	—	—	—
0-0-0	0.00	2.0	0	Kansas City	0-0-0	3.86	7.0	3
0-0-0	9.45	6.2	7	Milwaukee	0-0-1	6.51	9.2	7
0-0-0	8.31	4.1	4	Minnesota	0-1-0	4.66	9.2	5
0-0-0	3.24	8.1	3	New York	0-0-1	3.27	11.0	4
0-1-1	5.11	12.1	7	Oakland	1-1-2	3.92	18.1	8
0-0-1	0.00	1.2	0	Seattle	0-0-1	0.00	2.2	0
0-0-2	2.08	4.1	1	Texas	0-0-2	2.08	2.1	1
0-0-0	0.00	1.0	0	Toronto	0-0-0	2.45	3.2	1

SAN DIEGO PADRES

VS. N.L.: Had a 6-2 record vs. the Dodgers and was 4-1 against both the Reds and the Cardinals . . . Was 1-6 against the Giants.

'86 ONE-HITTER: Lost 11 of his last 15 decisions with the Padres (starting Sep. 2, '85) before being dealt to the Tigers. One of those wins, however, was a one-hitter against the Cardinals at San Diego on April 30. He allowed only a 7th inning single to **Willie McGee**.

'85, TWO LOSSES IN ONE DAY: After going 21-11 in '83 and '84 combined, he suffered a disappointing '85 season . . . Lost 11 games tying **Eric Show** and **Dave Dravecky** for the club lead . . . Dropped both ends of a doubleheader at San Francisco on June 15.

'84 TSN ALL-STAR: Named as the lefthanded pitcher on the N.L. All-Star team, chosen by the Sporting News . . . Was 9th in league in era (2.97) . . . Won career-high 5 straight and posted 22 consecutive scoreless innings from July 26 to Aug. 11 . . . Pitched in 3 shutouts during that span and was a main reason Padres threw a major league high 17 shutouts that year.

Between June 23 and Aug. 11, he was 7-2 in 10 starts with a 1.91 era (IP—66, ER—14), lowering overall mark to season-low 2.95.

Was 0-2 in 3 post-season starts including a 3-2 loss to Detroit's **Jack Morris** in game #1 of the World Series at San Diego.

'83, PADRES' TOP ROOKIE: Received Clyde McCullough Award given to top Padres' rookie . . . He held opponents to 2 runs or less in 14 of his 18 starts that year . . . Made first major league start on June 29 vs. the Dodgers and beat **Fernando Valenzuela**, 13-1, on a 7-hitter.

MINOR LEAGUES/AMATEUR

Played college ball at Texas A&M and graduated in '79 with a B.A. in finance . . . Drafted by Padres in June '78, but opted for final year of eligibility . . . Spent first 3 years of pro ball in his home state at Amarillo . . . In '81, tied for the Texas League lead in starts (27) and was 8th in era (3.26) . . . The next year at Hawaii was 6th in the PCL in era (3.57).

PERSONAL: Married the former **Deborah Zabransky** on Nov. 8, '80 . . . They have 3 children: **Michael Anthony II** (Jan. 27, '85) and twins **Drew Addison** and **Dean Alexander** (Mar. 10, '86).

LEE LACY (Cont.)

YEAR CLUB	AVG.	G	AB	R	H	2B	3B	HR	RBI	BB	SO	SB	CS	HP
1969 Ogden—1	.293	71	239	43	70	6	7	1	38	45	39	10	3	1
1970 Bakersfield	.301	124	502	96	151	19	5	4	49	59	91	21	12	5
1971 Albuquerque	.307	132	488	54	150	17	7	0	57	35	44	18	8	2
1972 El Paso	.372	68	258	39	96	22	4	1	35	21	30	11	3	1
Los Angeles	.259	60	243	34	63	7	3	0	12	19	37	5	3	0
1973 Los Angeles	.207	57	135	14	28	2	0	0	8	15	34	2	3	0
1974 Los Angeles	.282	48	78	13	22	6	0	0	8	2	14	2	0	0
1975 Los Angeles—2	.314	101	306	44	96	11	5	7	40	22	29	5	9	0
1976 Atlanta—L.A.—3	.269	103	338	42	91	11	3	3	34	22	25	3	4	1
1977 Los Angeles	.266	75	169	28	45	7	0	6	21	10	21	4	0	0
1978 Los Angeles—4	.261	103	245	29	64	16	4	13	40	27	30	7	4	1
1979 Pittsburgh	.247	84	182	17	45	9	3	5	15	22	36	6	6	1
1980 Pittsburgh	.335	109	278	45	93	20	4	7	33	28	33	18	9	2
1981 Pittsburgh	.268	78	213	31	57	11	4	2	10	11	29	24	3	1
1982 Pittsburgh	.312	121	359	66	112	16	3	5	31	32	57	40	15	1
1983 Pittsburgh	.302	108	298	40	87	12	3	4	13	22	36	31	13	0
1984 Pittsburgh—5	.321	138	474	66	152	26	3	12	70	32	61	21	11	0
1985 Baltimore	.293	121	492	69	144	22	4	9	48	39	95	10	3	2
1986 Baltimore	.287	130	491	77	141	18	0	11	47	37	71	4	6	0
1987 Baltimore	.244	87	258	35	63	13	3	7	28	32	49	3	2	0
A.L. Totals	.280	338	1241	181	348	53	7	27	123	108	215	17	11	2
N.L. Totals	.289	1185	3308	469	955	154	35	64	335	264	442	168	80	7
M.L. Totals	.286	1523	4549	650	1303	207	42	91	458	372	657	185	91	9

GWRBI: '80-4; '81-2; '83-1; '84-9; '85-5; '86-6; '87-3. Total: 30.
 1—Selected by Los Angeles in Feb. 1969 free agent draft (2nd round regular phase).
 2—Acquired by Atlanta from Los Angeles on 11/17/75 along with outfielder Jimmy Wynn, first baseman-outfielder Tom Paciorek and infielder Jerry Royster in deal for Dusty Baker and first baseman-third baseman Ed Goodson.
 3—Acquired by Los Angeles from Atlanta on 6/23/76 along with pitcher Elias Sosa in deal for pitcher Mike Marshall.
 4—Played out option with Los Angeles... signed (re-entry system) by Pittsburgh on 1/19/79.
 5—Played out option with Pittsburgh... Signed 4-year contract (re-entry system) with Orioles on 12/7/84.

League Championship Series Record

YEAR CLUB	AVG.	G	AB	R	H	2B	3B	HR	RBI	BB	SO	SB	CS	HP
1974 L.A. vs. Pitts.	.000	1	0	0	0	0	0	0	0	0	0	0	0	0
1977 L.A. vs. Phil.	1.000	1	1	1	1	0	0	0	0	0	0	0	0	0
1978 L.A. vs. Phil.	.000	2	2	0	0	0	0	0	0	0	0	0	0	0
1979 Pitts. vs. Cin.														
(did not appear)														
L.C.S. Totals	.333	4	3	1	1	0	0	0	0	0	0	0	0	0

World Series Record

YEAR CLUB	AVG.	G	AB	R	H	2B	3B	HR	RBI	BB	SO	SB	CS	HP
1974 L.A. vs. Oak.	.000	1	1	0	0	0	0	0	0	0	1	0	0	0
1977 L.A. vs. N.Y.	.429	4	7	1	3	0	0	0	2	0	1	0	0	0
1978 L.A. vs. N.Y.	.143	4	14	0	2	0	0	0	1	1	3	0	0	0
1979 Pitts. vs. Balt.	.250	4	4	0	1	0	0	0	0	0	1	0	0	0
W.S. Totals	.231	13	26	1	6	0	0	0	3	1	6	0	0	0

Career Highs, Game: Runs-4, (June 8, '86 at NYY); **Hits-5**, (July 20, '80 vs. L.A. at Pit); **4, 12 times** (latest Aug. 14, '86 at Cle. & June 8, '86 at NYY); **HR-3** (June 8, '86 at NYY); **2, 3 times** (latest Aug. 25, '85 at Oak.); **RBI-6** (June 8, '86 at NYY); **4, twice** (latest June 29, '85 at Bos.); **SB-3, twice** (latest Apr. 7, '83 at Hou.).
Hitting Streaks: 20 (June 26 thru July 20, '85); **15** (July 29 thru Aug. 14, '86).
Grand Slams: None

1987 SEASON SUMMARY

Had his fewest plate appearances (291) since '79 (excluding abbreviated '81 season) and his lowest batting average since '73, 45 points below career average prior to '87... Made 64 starts, only 27 after the All-Star break... Still led O's outfielders in assists for 3rd straight year (see below under "Fielding").

Batted .358 (53-19) in 14 games, May 22–June 12, raising average from a low of .146 to season-high .257 (101-26)... Had 5 straight 2-hit games, May 31–June 10 (10-for-19, BB-2)... Batted .317 (41-13) in final 17 games, hiking average from .230 to final .244.

His 2-out, 2-run double in 9th off Willie Hernandez on June 27 lifted O's from a 2-1 deficit to 4-2 win... Had a triple and homer and 4 rbi at Oakland on Aug. 25 in 9-7 loss... Had only 3 other rbi after July 19.

Was on 15-day disabled list, Apr. 18–May 7, with pulled right hamstring and missed 6 games in late July with same injury.

MISCELLANEOUS: Batted in every spot in the lineup except 4th... Made 61 starts in right field, 2 as a designated hitter and one in center field on Sep. 5,

his first start there since Sep. 14, '83... Was ejected by Steve Palermo on June 22 (balls & strikes), his 5th ejection as an Oriole.

BY-MONTH: Apr. (.188, 16-3, HR-1, RBI-3)... May (.206, 63-13, HR-1, RBI-5)... June (.271, 59-16, HR-2, RBI-10)... July (.345, 29-10, HR-1, RBI-3)... Aug. (.170, 47-8, HR-1, RBI-4)... Sep.–Oct. (.295, 44-13, HR-1, RBI-3).

1987 AND MAJOR LEAGUE CAREER

BATTING: In 7 seasons ('80–'86) combined prior to '87 he batted .303 (2595-786)... Qualified for the batting title (minimum 502 plate appearances) in '84, '85 and '86, the only 3 times he has reached that standard in his 15 full seasons.

Each year from '74 thru '85 he batted over .300 vs. lefties, but has been below .300 the last 2 years... Batted .297 (323-96) vs. southpaws in '86 and .237 (156-37) last year.

Has a career average of .391 (46-18) at Toronto's Exhibition Stadium, tops among the O's.

FIELDING: Finished with club-high 11 assists in only 80 games in the outfield, best year in the A.L... Had the most assists by an Oriole outfielder since '73 (Paul Blair-14)... Has 28 assists in 3 seasons with O's and 43 in the last 4 years.

Led N.L. outfielders in '84 with .996 pct. (TC-284, E-1)... His 15 assists that year tied for 2nd (with Carmelo Martinez) behind Lonnie Smith's 18.

Exclusively an infielder (2b, 3b, ss) in minors and a 2nd baseman during his first 3 years with Dodgers (one game at 3b)... Began playing outfield in '75, but it wasn't until '78 that he first played more games in the outfield than infield.

Games at each position, career: 2b (275), 3b (32), ss (2), of (1006).

PINCH-HITTING: Was 4-for-12 (.333) in '87... He's hitting .333 (27-9) in 3 A.L. seasons and .260 lifetime (254-66) in the majors with 8 home runs and 30 rbi... His 66 hits are 8th among active major leaguers... Hit 7 pinch homers over 2 seasons ('77–'78) including 5 in '78... Set major league record that year when he hit 3 straight pinch homers (May 2, 6 & 17). The streak included one intervening walk... Phillies' Del Unser tied that standard in '79.

HOME RUNS: Broke his bat hitting a home run to right field off Jack Morris at Tiger Stadium on June 10, '85... Umpires inspected bat for cork, but it was clean... Hit another homer later in same game, but pulled it.

Needed only one more homer in '85 to make O's the first big league team ever to have 10 players with 10 or more home runs... Hit numbers 8 & 9 on Aug. 25, then never connected again in his last 31 games.

Has hit 3 inside-the-park homers, all in N.L.: Aug. 3, '78 (for L.A.) at S.F. (off Jim Barr); Aug. 6, '82 at Pit. vs. Mets (off Randy Jones) and June 10, '84 at Phi. (off Jim Kern).

BIG DAY IN THE BRONX: Went 4-for-6, hit 3 homers, scored 4 times and drove in 6 runs (hrs, runs & rbi were all career highs) on June 8, '86 at Yankee Stadium, while the O's were mauling the Bombers, 18-9, in what turned out to be the longest 9-inning game in A.L. history (4:16).

Homered off Ed Whitson (0 on) in 1st, off Bob Shirley (1 on) in 3rd, and off Doug Drabek (0 on) in 6th.

Was the first right-handed batter since Ben Chapman in '32 to hit 3 homers in game at Yankee Stadium and the first hitter of any persuasion since George Brett in the '78 ALCS.

POST-SEASON: Has played with 4 pennant winners... Was 4-for-8 combined in NLCS & WS for Dodgers in '77... Appeared in '79 WS vs. O's 4 times as a pinch hitter and was 1-for-4... Went 0-for-2 in Baltimore, his only previous exposure to Memorial Stadium... Has .241 (29-7) combined average in 17 post-season games.

1986 HIGHLIGHTS: Though he played in only 130 games, scored a career-high 77 runs, 2nd on club... Ranked 3rd with 18 doubles, and tied Fred Lynn for 3rd in hitting (.287).

A 15-game hitting streak from July 29 thru Aug. 14, during which he batted .453 (64-29), boosted his average from .276 to a late-season high of .304... Hit .317 in the 2nd half compared to .268 before the All-Star game.

IN UNIFORM

LEE LACY (Cont.)

Stole home at Oakland in 2nd game of doubleheader Aug. 28 on front of double steal with **Cal Ripken** . . . O's stole 4 bases that inning and set a club record for most steals in a game (7).

Sustained strained muscle in right rib cage in late August and started only 6 games after Sep. 1.

1985 HIGHLIGHTS: Led O's in Florida with a .341 average (41-14). However, as a result of a right thumb injury (ruptured ligament) sustained while sliding in an exhibition game, he missed the first 28 games of the regular season.

Was not activated until May 13 (**John Lowenstein** was designated for assignment to accommodate his addition to the roster). Surgeons had to reattach the ligament to the bone, remove a cartilage chip and insert a pin to stabilize joint.

Named "Most Outstanding Oriole Newcomer" while finishing 2nd on the club (among qualifiers) in batting to **Eddie Murray**.

Reached a season high .332 (256-85) on July 20 while batting safely in 42 of 47 games . . . His career best 20-game batting streak tied for the 2nd longest in the A.L.

NATIONAL LEAGUE CAREER BY YEAR

NATIONAL LEAGUE SUMMARY: Had .300+ career average against 3 N.L. clubs: .348 (141-49) vs. Dodgers; .341 (372-127) vs. Phillies; and .321 (377-121) vs. Padres.

Batted .272 (180-49), 2 homers & 20 rbi in 50 games for Atlanta; .270 (1334-360), 27 homers, 143 rbi with Dodgers in 497 games, and .304 (1794-546), 35 homers & 172 rbi 638 games for Bucs.

Had highs of 10 homers vs. both Phillies and Giants..Drove in most runs against Giants (46) . . . Excelled against 3 of the N.L.'s top pitchers-**Steve Carlton**, **Fernando Valenzuela** and **Mike Scott**.

Against **Carlton**, he hit .403 (62-25) with 2 home runs (is 4-for-16 vs. **Carlton** in the A.L. giving him a .372 (78-29 overall average) . . . In '80 he batted .421 (19-8) off **Lefty** and all 8 hits were for extra bases 2BH-5, 3BH-2, HR-1) . . . Vs. **Valenzuela** he had a .389 average (18-7) and off **Scott** a .429 mark (14-6).

1984: Won the Pirates '84 "Roberto Clemente" Award (mvp). Was 2nd in N.L. with a .321 average behind **Tony Gwynn** (.351) . . . Hit .355 (107-38) with runners in scoring position . . . Set career highs in games (138), hits (152), doubles (26) and gwrb (9), and had 70 rbi, 30 more than his best previous total.

Had four 4-hit games just as he would the following year in Baltimore . . . Hit .301 (196-59) before All-Star game and .335 (278-93) after.

1983: Started Bucs' opener at St. Louis as leadoff man and homered off **Bob Forsch** on first pitch of season . . . Hit .345 (116-40) in last 68 games starting June 28.

1982: Set career high in steals (40) and ranked 7th in N.L. . . . Would have hit 1st career slam on May 14, but passed **Omar Moreno** between 1st and 2nd and was called out . . . Started season as a reserve, but gained a lot of time as starting rightfielder thanks to 2 major injuries to **Dave Parker** . . . Troubled over last 2 months by bruised thigh and sore knee.

1981: For 2nd straight year he platooned with **Mike Easler** in left, except in late May & early June when both played regularly because of injury to **Parker**.

1980: Hit .345 while platooning with **Easler** for first time, and batted career high .335 overall (but didn't qualify) . . . Had 7 straight hits between July 17 & 20.

1979: Signed with Pirates as free agent after playing out option with Dodgers. In first year at Pittsburgh, appeared in 39 games as pinch-hitter, 40 in outfield and 4 at 2nd base . . . Didn't appear in NLCS, but did pinch-hit 4 times in WS (see "Post Season" above).

1978: Set career high with 13 homers in his last year as a Dodger . . . Had best year as pinch-hitter (.394, 33-13, 4 hrs & 10 rbi) including a record 3 homers in a row (see "Pinch Hitting" above) . . . Played 2nd, 3rd, SS (1 game) and OF.

1977: Played 2nd, 3rd & OF . . . Went 4-for-18 in post-season . . . Played winter ball at Mazatlan in Mexico.

1976: Started season with Atlanta, but returned to Dodgers June 23 in deal for reliever **Mike Marshall** . . . Hit .272 in 50 games for Braves and .266 in 53 games for Dodgers . . . Had minor surgery in May and didn't play all month.

1975: Hit over .300 first time (.314) and was 2nd on club to **Steve Garvey's** .319 . . . Made his pro debut as an outfielder (43 games), a move precipitated by team injuries . . . Traded to Braves after season.

1973-74: Was Dodgers starting 2nd baseman in '73 for first 16 games, then **Davey Lopes**, a rookie though older than Lacy, was given the job. Played only 48 games in '74, but raised average from .207 to .282.

1972: Recalled from El Paso June 28, ostensibly for 2 weeks as replacement for **Bill Russell** who was doing military duty, but Lee stayed for the rest of the year . . . Hit safely in 12 of his first 13 games (including 11 in a row, game 3 thru 13) and, in his first National League week, shared "Player of the Week" honors with Pirates' **Manny Sanguillen** . . . Hit .407 in that period.

Was also "Player of the Month" in Texas League that June while still at El Paso, and was leading league in hitting (.372) when called up . . . Strained ligaments in left knee Sep. 4 after colliding with Reds' **Hal McRae** in double play take out and didn't play rest of year.

EARLY CAREER/PERSONAL

MINORS: Had .314 average during 3-1/2 seasons in minors (1487-467) . . . Has hit over .300 8 times in pro career including 3 straight years in minors . . . Was 3rd baseman in first pro season ('69), Bakersfield's regular shortstop in '70, and 2nd baseman primarily at Albuquerque & El Paso in '71 & '72 . . . Won all-star honors in 3 different leagues at 3 different positions.

PERSONAL/AMATEUR BACKGROUND: Wife's name is **Suzanne** . . . Children: **Michael** (7/22/65) and **Jennifer** (3/21/83) . . . Graduate of McClymonds High School in Oakland which also produced **Frank Robinson**, **Vada Pinson**, **Curt Flood** and basketball's **Bill Russell** to name a few . . . Lacy and **Frank Robby** were teammates with Dodgers in '72.

Attended Laney Jr. College in Oakland. Former Oriole **Earl Robinson** was basketball coach there . . . Hobbies include fishing and pheasant hunting.

FREDERIC (FRED) MICHAEL LYNN

19

Born: Feb. 3, 1952
Height: 6'1"; Weight: 190
Bats, L; Throws, L
Position: Outfield

Birthplace/Residence: Born in Chicago, IL . . . Grew up in El Monte, CA (near Pasadena) . . . Now lives in Rancho Mirage, CA.

Contract Status: Signed five-year contract extending thru '89 season in Dec. '84.

Tenure: 13 years, 30 days.
Signed Originally with: Boston.



YEAR CLUB	AVG.	G	AB	R	H	2B	3B	HR	RBI	BB	SO	SB	CS	HP
1973 Bristol-1	.259	53	162	26	42	9	4	6	36	34	24	4	2	2
1974 Pawtucket	.282	124	415	65	117	19	2	21	68	55	88	3	1	4
Boston	.419	15	43	5	18	2	2	2	10	6	6	0	0	1
1975 Boston	.331	145	528	*103	175	*47	7	21	105	62	90	10	5	3
1976 Boston	.314	132	507	76	159	32	8	10	65	48	67	14	9	1
1977 Boston	.260	129	497	81	129	29	5	18	76	51	63	2	3	3
1978 Boston	.298	150	541	75	161	33	3	22	82	75	50	3	6	1
1979 Boston	*.333	147	531	116	177	42	1	39	122	82	79	2	2	4
1980 Boston-2	.301	110	415	67	*125	32	3	12	61	58	39	12	0	0
1981 California	.219	76	256	28	56	8	1	21	86	58	72	7	8	3
1982 California	.299	138	472	89	141	38	1	22	74	55	83	2	2	2
1983 California	.272	117	437	56	119	20	3	23	79	77	97	2	2	2
1984 California-3	.271	142	517	84	140	28	4	23	68	53	100	7	3	1
1985 Baltimore	.263	124	448	59	118	12	1	23	67	53	59	2	2	2
1986 Baltimore	.287	112	397	67	114	13	0	23	60	39	72	3	7	1
1987 Baltimore	.253	111	396	49	100	24	0	23	67	53	72	3	7	1
M.L. Totals	.289	1648	5985	455	1732	360	40	264	986	755	919	67	54	33

GWRBI: '80-7; '81-5; '82-12; '83-11; '84-10; '85-8; '86-11; '87-5. Total: 69. * Led League

IN UNIFORM

FRED LYNN (Cont.)

- 1—Selected by Boston in June '73 free agent draft (2nd round).
 2—Acquired by California Angels from Boston with pitcher Steve Renko for pitchers Frank Tanana and Jim Dorsey and outfielder Joe Rudi Jan. 23, '81.
 3—Played out option with California... Signed 5-year contract (re-entry system) with Orioles on Dec. 11, '84.

League Championship Series Record

YEAR CLUB	AVG.	G	AB	R	H	2B	3B	HR	RBI	BB	SO	SB	CS	HP
1975 Bos. vs. Oak.	.364	3	11	4	1	0	0	0	3	0	0	0	0	0
1982 Cal. vs. Mil.	.611	5	18	4	11	2	0	1	5	2	3	0	0	0
L.C.S. Totals	.517	8	29	5	25	3	0	1	8	2	3	0	0	0

World Series Record

YEAR CLUB	AVG.	G	AB	R	H	2B	3B	HR	RBI	BB	SO	SB	CS	HP
1975 Bos. vs. Cin.	.280	7	25	3	7	1	0	1	5	3	5	0	0	0

All-Star Game Record

YEAR CLUB	AVG.	G	AB	R	H	2B	3B	HR	RBI	BB	SO	SB	CS	HP
1975 A.L. at Mil.	.000	1	2	0	0	0	0	0	0	0	1	0	0	0
1976 A.L. at Phil.	.333	1	3	1	1	0	0	1	1	0	1	0	0	0
1977 A.L. at N.Y.(AL)	.000	1	1	0	0	0	0	0	0	1	0	0	0	0
1978 A.L. at S.D.	.250	1	4	0	1	0	0	0	0	0	1	0	0	0
1979 A.L. at Sea.	1.000	1	1	1	0	0	0	1	2	0	0	0	0	0
1980 A.L. at L.A.	.333	1	3	1	1	0	0	1	2	0	1	0	0	0
1981 A.L. at Cle.	1.000	1	1	0	1	0	0	0	1	0	0	0	0	0
1982 A.L. at Mon.	.000	1	2	0	0	0	0	0	1	0	0	0	0	0
1983 A.L. at Chi.(AL)	.333	1	3	1	1	0	0	1	4	1	1	0	0	0

A.S.G. Totals (9 yrs.)	AVG.	G	AB	R	H	2B	3B	HR	RBI	BB	SO	SB	CS	HP
	.300	9	20	5	6	0	0	4	10	2	5	0	0	0

Career Highs, Game: Runs-4, 3 times, (the latest June 8, '82 at Tor.); **Hits-5, twice**, (June 18, '75 at Det. and Aug. 28, '78 vs. Sea. at Bos.); **4, 15 times**, (the latest Aug. 1, '86 at Tor.); **Home Runs-3**, (June 18, '75 at Det.); **2, 18 times**, (the latest Aug. 21 '87 at Cal.); **RBI-10**, (June 18, '75 at Det.); **6, twice**, (the latest July 10, '87 vs. Min. at Bal.)

Hitting Streaks: 20, twice, (May 25 thru June 15, '75 and July 30 thru Aug. 18, '79); **18**, (July 7 thru 28, '82).

Grand Slams: 6 (plus one in '83 All-Star game, see page 28).

1987 SEASON SUMMARY

Injuries limited him to 438 plate appearances, lowest season total in his 13-year career (excluding abbreviated '81 season) and 18 fewer than he had in '86 when injuries also hit him heavily in the 2nd half... Missed 43 games due to injury (primarily sore left quadricep muscle, back spasms)... Was on disabled list, July 21-Aug. 5 due to quadricep injury.

Still managed his 6th straight 20-homer season and his 4th straight 23-homer season.

Of his 100 hits, 47 were for extra bases... In the A.L. among players with at least 100 hits, only Oakland's **Mark McGwire** had a better ratio (81 of 161)... Was 2nd on the club in slugging (.487, 396-193) behind **Larry Sheets** (.563).

Got off to the slowest start of his career... Thru May 7 was batting .195 (97-17) with one homer and 5 rbi in 25 games... Between May 8-Aug. 29 he batted .298 (242-72) with 20 hrs and 50 rbi while playing in only 69 of the O's 101 games during that span... Batted only .193 (57-11) in final 17 games.

Had his best stretch in 9 games, May 8-16, when he batted .486 (35-17) with 6 homers and 13 rbi, raising average to season-high .279.

In 22 games between July 10 and Aug. 28, had 9 homers and 19 rbi, but missed 20 games during that span due to injuries... Had the 17th and 18th 2-homer games of his career: hit a pair of 3-run homers of **Bert Blyleven** at Baltimore on July 10 (his 6 rbi that game were his most as an Oriole) and became the first left-handed hitter to hit 2 homers in the same game off **John Candelaria**, when he did it Aug. 20 at California.

Hit Baltimore's only 2 grand slams, both at home: May 12 off Minnesota's **Jeff Reardon** and Aug. 13 off Milwaukee's **Chris Bosio**... Also hit five 3-run homers.

On Aug. 28 he hit a pinch-hit solo home run off California's **Chuck Finley** in the bottom of the 9th, giving O's 6-5 win... Game had been delayed by rain for 18 minutes just before he came to the plate.

MISCELLANEOUS: Of his 60 rbi, 23 were game-tying or go-ahead rbi... Was ejected by **Nick Bremigan** on July 5 at Min... Was caught stealing a career-high 7 times.

1987 AND MAJOR LEAGUE CAREER

HOME RUNS: With 264 home runs, only 6 other active players have hit more in the A.L. (**Jim Rice—364**, **Graig Nettles—333**, **Don Baylor—331**, **Dwight Evans—325**, **Eddie Murray—305** and **Carlton Fisk—304**)... Overall, ranks 16th in the majors among active players... Of his 69 home runs with the Orioles, 16 have been game-winners and 8 have come in the 9th inning.

20 or More: Is one of 7 major leaguers with 20 or more homers in each of the last 6 years (**Harold Baines**, **Tom Brunansky**, **Dwight Evans**, **Dale Murphy**, **Mike Schmidt**, **Cal Ripken Jr.**).

Consistent: His feat of 4 straight 23-homer seasons is only the 15th time in major league history a player has hit the same number of home runs over 4 straight seasons (2 or more homers in one season)... In fact, **Lynn's** feat is in a class with only one other player: **Ken Boyer**, St. Louis, hit 24 homers 4 straight years, '61-'64.

BATTING/SLUGGING: Ranks 10th among active players (min. 2000 at bats) in career slugging with a .495 (AB-5985, TB-2964) mark... Needs 45 runs and 14 rbi to reach 1,000 plateaus in each category... Only 16 other active players currently have hit both marks... Has 360 doubles, 16th among active players.

Has led the league in slugging twice: .566 in '75 and .637 in '79... In best years has majored in extra-base hits, e.g.: '75-75; '78-56; '79-82; '82-60; '84-55... Has had 32 or more doubles 6 times including highs of 47 in '75 and 42 in '79... Led the A.L. in batting in '79 with a .333 avg.

VS. TWINS, ANGELS: Continued to wreck Twins pitching with 4 homers and 12 rbi in 12 games against the world champions... Hit 3 homers off **Bert Blyleven**... Has career highs in average (.327), home runs (35) and rbi (118) vs. Twins... As an Oriole has 13 homers and 36 rbi in 32 games against Minny and at Memorial Stadium has 8 homers and 23 rbi in 13 games... Overall, in his last 38 games vs. the Twins has 14 homers and 42 rbi.

Hit 4 home runs at Anaheim in '87... Has 6 homers and 10 rbi in 15 games at Anaheim since joining the O's from the Angels after the '84 season... (For more information see "Vs. Opponents" section p. 50-66.)

MAJOR AWARDS: Only player ever to win "MVP" and "Rookie of the Year" ('75) awards in the same season (**Cal Ripken** earned them in back-to-back seasons)... Has also been "MVP" in ALCS ('82) and All-Star game ('83)... Won 4 "Gold Gloves" ('75 as rookie, '78, '79, '80)... Twice chosen as A.L. "Player of the Month" (June '75 and Aug. '79).

Won total of 13 significant awards as a rookie, including AP & UPI "Athlete of the Year", Sport Magazine's "Pro Rookie of the Year", TSN A.L. "Player of the Year" & "Gold Glove."

LYNN BY MONTH

1987 SEASON				LIFETIME				
AVG.	AB-H	HR	RBI	MONTH	AVG.	AB-H	HR	RBI
.208	77-16	1	5	APR.	.290	838-243	34	116
.342	79-27	7	17	MAY	.300	1009-303	48	171
.203	79-16	4	13	JUNE	.279	1089-304	47	181
.263	38-10	2	7	JULY	.302	1085-328	56	195
.294	68-20	7	13	AUG.	.277	1129-313	49	186
.200	55-11	2	5	SEP-OCT.	.289	835-241	30	137

FIELDING: Has a .9877 (TC-4245, E-52) lifetime fielding pct., 6th among active outfielders (min. 500 games) behind **Terry Puhl** (.993), **Brett Butler** (.993), **Tito Landrum** (.992), **Phil Bradley** (.988) and **Tony Gwynn** (.988)... Has been used exclusively as a centerfielder with O's... During career has played 115 games in right field: '74-2; '76-1; '84-112.

MAJOR INJURIES: In 3 seasons with Orioles has missed 128 games due to injuries... (See above under "1987 Season Summary" for details on '87 injuries)... '86 (Missed 49 games because of injuries. Strained right wrist at California on May 31, severely sprained right ankle at N.Y. on June 8 and

FRED LYNN (Cont.)

was stricken with laryngitis on June 13 and missed 20 of 24 games, June 1-26 . . . Was on DL, June 11-27 with ankle injury. Also strained right shoulder in batting practice on Aug. 14 and was slowed the final 7 weeks of the season) . . . '85 (Played in only 45 of 76 2nd half games after he tore ligaments in left ankle in Minnesota on July 22 and suffered strained back in September) . . . '83 (groin and wrist injuries forced him to miss 45 games) . . . '82 (Broke rib while running into wall making catch at Detroit in September and missed a week) . . . '81 (Twice damaged left knee breaking up double plays and underwent arthroscopic surgery Sep. 23) . . . '80 (Suffered broken toe on right foot on Aug. 28 and was out rest of season) . . . '77 (Was out from Mar. 24 to May 6 with injured left ankle) . . . '76 (Six different physical problems limited him to 132 games).

ALL-STAR GAMES: Played in All-Star game in each of first 9 years in A.L. ('75 thru '83) . . . Has started 5 times: '76, '78, '79, '80, & '82 . . . Was "MVP" in '83 (see "slam" below) . . . Top vote-getter in '76 and leading write-in candidate in '75, his rookie year, but did not get enough votes to start.

Has hit 4 home runs (tied with **Ted Williams** for 2nd behind recordholder **Stan Musial's** 6), including the only grand slam in All-Star history. That was an '83 blast at Comiskey Park off San Francisco's **Atlee Hammaker** (3rd inn.) which sparked A.L. to a 13-3 win, snapping an 11-game losing streak . . . Hit the others in '76 (off **Tom Seaver**), '79 (off **Steve Carlton**) and '80 (off **Bob Welch**).

POST-SEASON: Has .407 average (54-22) in 15 post-season games, including .517 (29-15) in 2 ALCS (8 games) . . . Was "MVP" in '82 ALCS in losing cause against Milwaukee, after batting .611 (18-11) . . . Has hit safely in all 8 ALCS games he's played . . . Hit his one ALCS homer off **Jim Slaton** in '82.

Hit a 3-run homer in game #6 of '75 WS (the "**Carlton Fisk** game") which gave Boston a 3-0 lead in 1st inning . . . **Fisk's** homer won it in the 12th.

PREVIOUS CAREER HIGHLIGHTS

1986: Missed 49 games with injuries (See above under "Major Injuries") and O's were 15-34 in those games . . . O's were 54-49 when he started, 19-40 when he didn't . . . Led club in slugging (.499), but was 45 plate appearances shy of qualifying among league leaders . . . Was 2nd on club to **Cal Ripken Jr.** in homers (23) and gwrbis (11).

Was the O's leading hitter and 5th in the A.L. after first 2 months with a .333 (150-50, HR-7, RBI-26) mark in 43 games . . . From that point on, however, was plagued by injuries the rest of the year . . . Batted .359 (247-64) with 16 homers and 41 rbi while playing in only 69 of the final 114 games.

Homered in 4 straight games, July 4-7, longest such streak of career . . . Hit first pinch-hit homer of his career off Cleveland's **Dickie Noles** at Baltimore on Aug. 10.

1985: Led the majors with six 9th inning homers, including 3 "sudden death" blasts . . . Hit 3 consecutive 9th inning hrs in 3-game series with Minnesota in Baltimore, May 10-12, including 2 straight "sudden death" game-winners.

Solo homer off **Ron Davis** gave O's 6-5 win on May 10 and 3-run homer the next night off **Curt Wardle** brought O's a 4-2 win. Became the 3rd player in Orioles history to produce consecutive "sudden death" game winning rbi joining **Dick Kryhoski** ('54) and **John Stefero** ('83).

Helped the O's get off to their best April since '70 (12-7) with a club-high .319 (72-23) average that month . . . Was leading the O's in homers at the All-Star break with 16, but due to injuries missed 31 games in the 2nd half while hitting only 7 more home runs . . . Struck out career-high 100 times.

1984: At start of season moved to right field while Angel teammate **Gary Pettis** played center . . . Started 78 games in right field and 59 in center, but played center in 27 of his last 29 starts after **Pettis** slumped.

Set Angels' club record when he drove in at least one run in 10 consecutive games, Aug. 28-Sep. 8 (3 shy of A.L. record) . . . Hit 3 of his 23 homers off **Mike Boddicker** (including 2 in one game at Cal. on May 26) . . . Had most productive stretch from Aug. 28-Sep. 15 over 15 games during which he hit 8 hrs, 4 doubles, drove in 23 runs and batted .386 (57-22).

1983: An early season groin pull and an injury to his left wrist late in the campaign limited his service to 117 games, but still hit 22 homers . . . Didn't play after Sep. 8 because of wrist . . . Angels were 13-32 in games he missed.

Had 17 rbi in 11 games, Apr. 15-29 . . . Scored at least one run in 8 straight games, May 27-June 7 . . . Had 5 gwrbis in an 11-game span, May 20-June 3.

1982: Raised average 80 points from .219 of '81 to .299 . . . Snapped a year-long home run drought on May 16 when he connected off Cleveland's **John Denny** . . . It was his first in 90 games, since May 1, '81 . . . Hit 1st career slam, July 15 at Cleveland off **Rick Waits**.

From June 25-July 26, drove in 34 runs in 24 games . . . Had 30 rbi and an 18-game hitting streak in July . . . Hit 7 homers and drove in 22 over 13 games from July 5-20 . . . After a slow 1st half (.274, HR-6, RBI-22, G-77), batted .329 with 15 hrs and 64 rbi in 61 games in 2nd half . . . Continued hot in ALCS, batting .611 and winning "MVP" award despite loss to Milwaukee.

Cracked a rib running into wall while making a great catch in Detroit on Sep. 1.

1981: Batted career low .219 in a season dominated by injuries . . . Didn't hit a home run after May 1 . . . Signed a 4-year contract after joining Angels.

Damaged left knee trying to break up double play vs. Detroit, May 8 . . . Had recovered sufficiently to play in All-Star Game in Cleveland in August, but re-injured same knee (also breaking up a dp) shortly afterward and didn't start after Sep. 11 . . . Underwent arthroscopic surgery (by **Dr. Lewis Yocum**) on Sep. 23.

1980: In final year with Red Sox he won his 3rd straight "Gold Glove" (and 4th overall) and batted .300 for 4th time . . . Hit for cycle on May 13 vs. Twins at Fenway (4 rbi) . . . Drove in 19 of 26 runners from 3rd base with less than 2 out (.731) . . . Stole 12 bases in 12 attempts . . . Missed last 37 games with a broken toe on right foot (the result of a foul tip).

During his 6-year (plus one month) Red Sox career he batted .308 (3062-944) and averaged 20 hrs, 85 rbi.

1979: His finest all around year . . . Led A.L. with .333 average and .637 slugging pct. (1st player to lead in both departments since **Tony Oliva** in '71) . . . Ranked in top 4 in runs (116), doubles (41), homers (39), rbi (122), total bases (338) and on base percentage (.426).

Set career highs in runs, hits, homers, rbi, walks, total bases, slugging, on-base pct., and average and had 82 extra-base hits.

Won August "Player of Month" honors on strength of .416 average, 10 hrs, 25 rbi and an .820 slugging pct. in 27 games and warmed up for August by hitting .395 in July.

Tied career high with 20-game hitting streak, won his 3rd "Gold Glove", batted .387 with men on base and hit a 2-run homer in the All-Star Game.

1978: Had more walks than strikeouts for the first time, 75 bb and 50 so (he's done it 3 times overall) . . . Had 58 extra-base hits . . . Went 5-for-5 vs. Seattle, Aug. 28 and won his 2nd "Gold Glove" and 1st of 3 straight.

1977: An injury to his left ankle in spring training forced him to miss the 1st 27 games of the season . . . Upon his return, May 13, he homered vs. Seattle in each of his 1st 2 swings . . . Despite the injury which troubled him thru much of the season, had 52 extra-base hits.

1976: Was sidelined 6 times by injuries, but still hit .314 and had 32 doubles, though his home run total dropped from 22 to 10 . . . Stole a career-high 14 bases . . . Led A.L. in All-Star balloting.

1975: Led A.L. in runs (103), doubles (47, a rookie record) and slugging (.566, the 1st time a rookie had ever led that category), and helped propel Sox to 1st pennant in 19 years while becoming 1st (and only) ever to win both "MVP" & "Rookie" awards . . . Went over .300 permanently in 4th game of season . . . Had 75 extra-base hits.

At Det. on June 18 hit 3 hrs, a triple and single, good for 16 total bases (tied A.L. record) and drove in 10 runs . . . Was A.L. "Player of the Month" in June . . . Hit 3-run homer in WS game #6 and batted a combined .306 (36-11) in 10 post-season games with 8 rbi (see "Post-Season" above) . . . Hit 49 points higher than he had at Pawtucket the year before.

FRED LYNN (Cont.)

1974: Called up in September at end of 2nd pro season along with **Jim Rice** (Pawtucket finished in last place that year despite their presence) and hit .419 in 15 games.

Made big league debut Sep. 5 vs. Brewers as pinch-runner for **Cecil Cooper** at Fenway . . . Made 1st start on Sep. 15 and got first hit (a double) and 1st home run that day, both off **Jim Slaton** (he also hit his only ALCS homer off **Slaton**).

AMATEUR CAREER: Signed by Boston scout **Joe Stephenson** after Sox had selected him in the 2nd round of the June '73 free agent draft (regular phase) . . . **Ted Cox** was their first pick . . . Was chosen in 3rd round of June '70 draft by the Yankees, but elected to go to University of Southern California.

Played on 3 consecutive NCAA national championship teams under **Rod Dedeaux** at USC . . . Among his teammates were **Rich Dauer**, **Steve Kemp**, **Roy Smalley** and **Pete Redfern** . . . In '72 he led U.S. collegians with 14 homers and was "MVP" on collegiate tour of Japan . . . Went to USC on football scholarship and was a teammate of **Lynn Swann** freshman year, but then switched exclusively to baseball.

Played baseball, basketball, and football at El Monte (CA) High School and also played Little League and Pony League baseball. **Willie Mays** was his favorite player while growing up.

PERSONAL: Resides in Rancho Mirage, CA . . . An avid freshwater fisherman. Had bass pond built at his home to study the living habits of fish . . . He and his wife **Natalie** were married in October, '86 . . . Fred is the father of 2 children **Jason Andrew** (3/16/78) and **Jennifer Andrea** (10/6/79), from a previous marriage.

16

SCOTT HOUSTON MCGREGOR

Born: Jan. 18, 1954

Height: 6'1"; **Weight:** 192

Bats: L-R; **Throws:** L


Position: Pitcher

Birthplace/Residence: Born in Inglewood, but grew up in El Segundo, CA (Both in L.A. area.) Now lives in Towson, MD.

Contract Status: Signed five-year contract thru '85 on Dec. 5, '80 . . . Signed four-year extension thru '89 with options for '90 & '91 in Feb. '85.

Tenure: 11 years, 25 days.

Signed Originally with: New York Yankees.



YEAR CLUB	W-L	ERA	G	GS	CG	SHO	SV	IP	H	R	ER	BB	SO
1972 Ft. L'dale—1	7-3	2.73	11	11	7	3	0	79	66	30	24	25	54
1973 West Haven	*12-13	3.29	27	*27	*14	2	0	*197	197	95	72	63	126
1974 Syracuse	13-10	3.44	27	27	*12	3	0	*199	204	88	76	75	124
1975 Syracuse	6-9	3.99	21	20	5	2	0	124	134	73	55	60	72
1976 Syr.-Roch.—2	12-6	3.06	24	23	14	*6	0	162	159	59	55	40	83
Baltimore	0-1	3.60	3	2	0	0	0	15	17	7	6	5	6
1977 Baltimore	3-5	4.42	29	5	1	0	4	114	119	57	56	30	55
1978 Baltimore	15-13	3.32	35	32	13	4	1	233	217	98	86	47	94
1979 Baltimore	13-6	3.34	27	23	7	2	0	175	165	70	65	23	81
1980 Baltimore	20-8	3.32	36	36	12	4	0	252	254	101	93	58	119
1981 Baltimore	13-5	3.26	24	22	8	3	0	160	167	63	58	40	82
1982 Baltimore	14-12	4.61	37	37	7	1	0	226.1	238	126	116	52	84
1983 Baltimore	18-7	3.18	36	36	12	2	0	260	271	101	92	45	86
1984 Baltimore	15-12	3.94	30	30	10	3	0	196.1	216	93	86	54	87
1985 Baltimore	14-14	4.81	35	34	8	1	0	204	226	118	109	65	86
1986 Baltimore	11-15	4.52	34	33	4	2	0	203	216	110	102	57	95
1987 Baltimore	2-7	6.64	26	15	1	1	0	85.1	112	69	63	35	39
Rochester	0-2	3.06	3	3	0	0	0	17.2	17	6	6	5	15
M.L. Totals	138-105	3.95	352	305	83	23	5	2124	2218	1013	932	511	894

* Led League • Tied for league lead

1—Selected by New York Yankees' organization in June '72 free agent draft (1st round regular phase) . . . Signed on 6/28/72.

2—Acquired by Orioles organization from Yankees' organization on 6/15/76, and assigned by Syracuse to Rochester (International league) in exchange for contract of pitcher Jimmy Freeman . . . At the same time, Baltimore acquired pitchers Rudy May, Tippy Martinez and Dave Pagan and catcher Rick Dempsey from the Yankees in deal for pitchers Ken Holtzman, Doyle Alexander and Grant Jackson, and catcher Elrod Hendricks.

152

League Championship Series Record

YEAR CLUB	W-L	ERA	G	GS	CG	SHO	SV	IP	H	R	ER	BB	SO
1979 Bal. vs. Cal.	1-0	0.00	1	1	1	1	0	9	6	0	0	1	4
1983 Bal. vs. Chi.	0-1	1.35	1	1	0	0	0	6.2	6	2	1	3	2
L.C.S. Totals	1-1	0.57	2	2	1	1	0	15.2	12	2	1	4	6

World Series Record

YEAR CLUB	W-L	ERA	G	GS	CG	SHO	SV	IP	H	R	ER	BB	SO
1979 Bal. vs. Pit.	1-1	3.18	2	2	1	0	0	17	16	6	6	2	8
1983 Bal. vs. Phi.	1-1	1.06	2	2	1	1	0	17	9	2	2	2	12
W.S. Totals	2-2	2.12	4	4	2	1	0	34	25	8	8	4	20

All-Star Game Record

YEAR CLUB	W-L	ERA	G	GS	CG	SHO	SV	IP	H	R	ER	BB	SO
1981 A.L. at Cle.													

(Selected, did not appear)

Low-Hitters: 2-Hitters-3, (the latest Sep. 27, '86 at Mil.); 3-Hitters-8, (the latest May 6, '87 at Min.); 4-Hitters-8, (the latest Apr. 29, '86 at Chi.)

Strikeout Highs: 11, (Sep. 25, '81 at N.Y.); 9, (May 13, '81 at Tor.)

Walk Highs: 6, twice, (Sep. 9, '78 at Tor. and Apr. 2, '84 vs. Chi. at Bal.)

Winning Streaks: 7, (Apr. 30 thru June 11, '78); 6, (July 2 thru Aug. 4, '83); 5, twice, (Apr. 27 thru May 22, '81 and Apr. 23 thru May 27, '84).

Losing Streaks: 5, twice, (Oct. 3, '86 thru May 1, '87 and Aug. 2 thru 19, '82); 4, twice, June 24 thru July 7, '78 and Apr. 22 thru May 14, '85).

Pitches: Fastball, curve, slider and change-up.

1987 SEASON SUMMARY

Injury and ineffectiveness led to the most frustrating season of his career . . . Was assigned to Rochester in July and was on the disabled list in August with stiffness in throwing shoulder . . . His 6.64 era was the 3rd highest in the A.L. (among pitchers with at least 50 innings) behind **Edwin Correa** of Texas (7.59) and **Darrel Akerfelds** of Cleveland (6.75).

In 15 starts, was knocked out 7 times before completing the 5th inning, giving him 27 such KO's over the last 3 seasons (82 starts).

Was 0-4 after first 5 starts (ERA-5.10, IP-30, ER-17), then won at Minnesota on May 6 on a 3-hitter over **Bert Blyleven**, the 23rd shutout of his career . . . That win broke a personal 5-game losing streak, matching the longest of his career.

His last win came May 16 at California, 4-2 over **Mike Witt**, his career-high 20th lifetime win vs. Angels . . . Threw only 38 innings the rest of the season, including only 8.1 innings in his next 3 starts (ER-13).

Was assigned to Rochester, July 7-23, the first time he had pitched there since '76 . . . Upon return to O's made 2 starts, both no decisions, and was placed on the DL . . . Was activated Sep. 5, but pitched only 3.2 innings in 3 relief appearances the rest of the season . . . Ten of his last 14 appearances were out of the bullpen.

MISCELLANEOUS: Was 0-5 at home, and has now lost 7 straight home games since his last win, Sep. 7, '86, 8-0 over Seattle . . . Picked off career-high 10 base runners, including those scored as caught stealing (for more details see below under "Pickoffs") . . . O's were 4-11 in his 15 starts.

1987 AND MAJOR LEAGUE CAREER

IN THE 80'S: Despite losing 11 of his last 14 decisions beginning Sep. 12, '86, **McGregor** has 107 wins in the 80s, tying **Dave Stieb** for 4th in the majors . . . Trails only **Jack Morris** (141), **Fernando Valenzuela** (113) and **Ron Guidry** (109) . . . Also in the 80s is: tied with **Bob Knepper** for 5th in the majors in shutouts (17) behind **Valenzuela** (27), **Stieb** (21), **Bob Welch** (20) and **Morris** (18); 7th in complete games (62) and 11th in starts (243).

LAST 10 YEARS: Is 5th in the majors in wins (135) over the last 10 years ('78-'87) trailing **Jack Morris** (160), **Ron Guidry** (152), **P. Niekro** (140) and **Steve Carlton** (138) . . . Also is tied for 3rd in shutouts (23) with **Bob Welch**, behind **Fernando Valenzuela** (27) and **Bob Knepper** (25); 7th in complete games (82); 9th in starts (298) and 11th in innings (1,995).

WINS AND LOSSES: Is 13-22 the last 2 seasons ('86-'87), but was the only pitcher in the major leagues with a record of .500 or better in each of the previous 8 seasons ('78-'85).

O'S ALL-TIME: On the O's all-time list is 4th in innings (2,124); 5th in wins (138), games (352), shutouts (23) and complete games (83); and 7th in strikeouts (894).

153

SCOTT MCGREGOR (Cont.)

INJURIES: Went on the DL in '87 with tendinitis in left shoulder, the 3rd time he has been DL'd in his career, first since '84 . . . Underwent an extensive rehabilitation program during the off-season at Children's Hospital in Baltimore.

The '84 season ended early for him after he broke the ring finger on his pitching hand when he was struck by **Brian Downing's** ground ball in the 1st inning of a game on Aug. 28 at California . . . Had completely recovered by '85 spring training, but did not accompany the club on '84 fall tour of Japan.

Has had disabling arm problems several times . . . Weak muscles in his left shoulder bothered him for most of 2nd half of '82 and he worked just 82 innings after the All-Star break . . . Underwent a therapy and exercise program for the shoulder the following winter and enjoyed a banner '83 season.

In spring of both '79 and '80, was troubled by inflamed muscles in left elbow, but overcame malady thru therapy prior to spring of '81.

CONTROL: Last season walked an average of 3.69 batters per 9 innings, highest mark of his career . . . Still, has averaged 2.16 walks per 9 innings during career, ranking him 4th on O's all-time list (min. 500 innings) behind **Dick Hall** (1.47), **Robin Roberts** (1.81) and **Hal Brown** (1.98) . . . In '83 was 2nd in the majors with a 1.56 mark and in '79 he led the A.L. at 1.18.

In one month-long stretch in '79, he pitched 46.1 consecutive walkless innings (June 29 to July 29) . . . Walked career-high 6 batters Sep. 9, '78 but beat Toronto, 4-0.

Has thrown 8 wild pitches in last 2 seasons, had thrown only 3 in 112 prior games . . . Had a streak of 64 games and 417 innings without one from Aug. 10, '82 thru June 27, '84.

PICKOFFS: Has 49 pickoffs in career, 2nd to **Mike Flanagan** (61) in Orioles history . . . In '87, opposing runners were successful on only 9 of 19 (47%) stolen base attempts . . . Lifetime, runners have been successful on 103 of 176 stolen base tries (59%).

HOME RUNS/GRAND SLAMS: Has now yielded 232 home runs, 2nd on the O's all-time list behind **Jim Palmer** (303) . . . Gave up 2 grand slams in '87 (Boston's **Wade Boggs** and Milwaukee's **Steve Kiefer**) and has now yielded 4 during career, tying **Dave McNally** for the 2nd mo@ in Orioles' history behind **Milt Pappas** (6).

MCGREGOR BY MONTH

1987 SEASON					LIFETIME					
W-L	ERA	IP	ER	G	MONTH	W-L	ERA	IP	ER	G
0-3	4.74	24.2	13	4	APR.	13-18	4.49	250.2	125	42
2-2	6.16	30.2	21	7	MAY	28-13	3.90	369.2	160	58
0-2	10.89	16.0	19	10	JUNE	23-19	3.77	384.2	161	67
0-0	2.57	7.0	2	1	JULY	26-16	4.14	356.2	164	57
0-0	18.90	3.1	7	1	AUG.	22-21	3.98	366.2	162	62
0-0	2.45	3.2	1	3	SEP.-OCT.	26-18	3.57	395.2	157	66

PREVIOUS CAREER HIGHLIGHTS BY YEAR

1986: Suffered 1st losing season since rookie year ('77) . . . His 15 losses were a career-high, most in the A.L. East and tied for 3rd in the A.L. . . . Gave up 35 home runs, tying **Robin Roberts'** ('63) club record for most in a season . . . Was 4th in the majors . . . Tied for the club lead in starts (33), and was 2nd in innings (203) and complete games (4) . . . Never won more than 2 consecutive decisions.

1985: Led the O's in wins (14), lowest total to lead the club since '67, starts (34) and innings (204) . . . Had career-highs in era (4.81) and walks (65) . . . Tied for A.L. lead with 34 home run balls.

Experienced the slowest start of career and was 1-4 after 7 starts. Plagued by blurred vision in several early starts (apparently caused by improper diet). Following 4th loss on May 14 was diagnosed as having slight weakness in throwing arm . . . Skipped a start, began a weight program and won his next 3 starts all in complete games.

Was 8-4 in 14 starts from May 22 thru July 28, giving him 9-8 record. Went 5-6 the rest of the way to finish at .500.

1984: Although he missed last 6 starts due to broken left ring finger (see above under "Injuries"), was 2nd on staff in wins (15), shutouts (3) and tied for 2nd in complete games (10).

1983: Rebounded from injury-plagued '82 to lead the O's in wins (18), starts (36), innings (260, career-high), complete games (12) and compiled his best era (3.18).

Was 14-1 on the road and 4-6 at home (plus 1-0 on the road and 0-2 at home during post-season) . . . A string of 14 consecutive road victories over a 2-year period was snapped by Yankees on Sep. 9 (hadn't lost on road since Aug. 19, '82) . . . At season's end (including WS) he had won 16 of his last 17 road decisions . . . Conversely, did not win at home after July 30.

In 20 starts from May 28 thru Sep. 3, was 13-2 with 9 complete games and a 2.20 era (IP-152.2, ER-39) . . . Was 9-4 before the All-Star break and 9-3 after . . . Was only O's starter who did not miss a turn.

Was named left-hander on AP's major league All-Star team and was 6th in Cy Young vote . . . Gave up club-high 24 home runs . . . Did not throw a wild pitch all season.

1982: Suffered shoulder problems in 2nd half and had a high era (4.61), but also set personal high with 37 starts . . . Was 2-6 in 13 starts beginning Aug. 1, (6.83 era).

1981: Led O's starters in era (3.26) and tied for 2nd in A.L. in wins (13) . . . Selected to A.L. All-Star team but did not pitch in game at Cleveland.

1980: Became 20-game winner for first (and only) time when he defeated Cleveland's **Len Barker** (also going for 20th win) on final day of season . . . Was 1-2 thru May 21 . . . Didn't make 1st start until Apr. 22 because of arm problems . . . O's were only staff in majors with two 20-game winners—**Steve Stone** (25-7).

1979: Recovered from sore elbow and an 0-2 record over the 1st 2 months to go 13-4 with a 2.94 era starting June 11 . . . Had A.L.'s best ratio of men on base to innings pitched +15 (IP-175, H-165, BB-23, HB-2) . . . Was named A.L. "Player of the Week", Aug. 27-Sep. 3.

1978: In 1st year as regular starter, opened slowly with 0-3 record and 13.50 era thru Apr. 24 . . . After that was 15-10 with 2.74 era . . . Retired 1st 20 batters against K.C. on Aug. 20 before **Hal McRae** doubled with 2 out in 7th.

1977: Was 2-1 in 5 starts and 1-4 with 4 saves in 24 relief appearances . . . Earned 1st big league win as starter vs. Cleveland Apr. 20, then waited 4 months and 4 days for next victory, in relief vs. Chisox . . . Saved 2 games in one night at Toronto, Sep. 14, to keep O's in pennant race (it was night before forfeited game).

1976: Made big league debut in relief on Sep. 19 at Cleveland after being recalled from Rochester . . . Made 1st start and absorbed 1st loss in majors on Sep. 29, losing to Milwaukee's **Jerry Augustine** at Memorial Stadium.

MINOR LEAGUES: Started '76 at Syracuse (Yankees) but came over to Rochester in mid-June after 10-player trade . . . Named top left-hander in International League after going 12-6 and leading league in shutouts (6).

Was Yankees' 1st pick in June '72 free agent draft . . . Went to spring training 4 straight years with Yankees at Ft. Lauderdale ('73-'76) but never spent a day on regular season roster.

Led Eastern League in '73 and International League in '74 in complete games and innings.

AMATEUR BACKGROUND: Was a teammate of **George Brett** (whom he out-hit his senior year) at El Segundo High School where he was 51-5 with an 0.29 era (including 18-1 as a senior) in 4 seasons . . . Also played basketball.

Played Little League, Babe Ruth and American Legion baseball . . . His El Segundo team won Babe Ruth world championship in '69.

PERSONAL: Orioles' player representative . . . Attended El Camino Junior College . . . Orioles nomination for '87 Roberto Clemente Award, given annually by Major League Baseball to player who best exemplifies the game on and off the field . . . Founded anti-drug program "Join Our Team: Athletes Against Drugs" last year . . . Program was aimed at Baltimore City public school program . . . Visited Korea in off-season on behalf of the Christian Youth Athletics program.

Scott and his wife, the former **Cara Bell**, were married in Baltimore on Sep. 27, '76 . . . They have 3 children: **Eric Scott** (11/22/78), **Katherine Noel** (10/28/80), and **Michael Scott** (2/17/87).

Born: May 26, 1966
Height: 6'3"; **Weight:** 210
Bats, R; Throws, R
Position: Pitcher

Birthplace/Residence: Born, raised & still lives in Azua, Dominican Republic.

Contract Status: Signed thru '88.

Tenure: 25 days.

Signed Originally with: Toronto.



YEAR CLUB	W-L	ERA	G	GS	CG	SHO	SV	IP	H	R	ER	BB	SO
1982 Bradenton—1	6-4	2.70	13	12	6	*3	1	83.1	58	34	25	20	40
1983 Florence	6-12	5.48	28	27	1	0	0	141.1	153	*116	86	93	91
1984 Florence	4-3	3.76	7	7	0	0	0	38.1	38	24	16	25	35
Kinston	5-2	3.91	10	9	0	0	0	50.2	51	23	22	28	24
1985 Kinston	5-10	6.16	30	20	0	0	1	106.2	110	89	73	79	71
1986 Ventura	10-6	3.86	24	24	2	1	0	142.1	141	71	61	58	113
Knoxville	2-2	4.35	9	8	2	1	0	41.1	40	32	20	23	30
1987 Knoxville	10-13	5.21	35	*35	4	2	0	*193.1	207	131	112	104	115
Baltimore—2	1-3	6.03	6	5	0	0	0	31.1	38	23	21	15	17
Pro Totals	49-55	4.74	162	147	15	7	2	828.2	836	543	436	445	536

* Led League.

1—Signed by Toronto as undrafted free agent on Oct. 31, '81.

2—Acquired by Baltimore from Toronto with pitcher Oswald Peraza in deal for pitcher Mike Flanagan Aug. 31, '87.

Pitches: Fastball, change, curve, slider.

WINTER BALL: Was 5-1 at Licy in Dominican League with a 3.39 ERA (IP—63.2, ER—24) in 11 starts.

1987 SEASON SUMMARY

BALTIMORE: Had never pitched above class AA, but was activated by O's in September, and inserted into starting rotation . . . Made major league debut at Boston on Sep. 10 in no decision (IP—6, H—7, R/ER—3, BB—2, SO—4) . . . Lost his next 3 starts including a 6-2 loss to **Flanagan** at Toronto on Sep. 15.

In his 5th start at Detroit on Sep. 30, he won, 7-3, for first major league win (IP—8.2, H—7, R/ER—3, BB—5, SO—4, HR—2).

KNOXVILLE: Led Southern League in starts (35) and innings (193.1) . . . Hurlled one 1-hitter and two 2-hitters . . . Tossed one-hit shutout at Huntsville on June 13 and a 2-hit shutout vs. Chattanooga in next start on June 17 . . . Also lost a 2-hitter vs. Charlotte on Aug. 14.

In first 19 starts thru June 22, was 8-4 with a 4.21 era (IP—109, ER—51) . . . Went 2-9 (ERA—6.51, IP—84.1, ER—61) the rest of the season in 16 starts.

Had his best stretch in 17 starts between Apr. 16 and June 22 when he went 8-3 (ERA—3.79, IP—102, ER—43).

MINOR LEAGUE CAREER

Signed at age 16 by Toronto scout **Epy Guerrero** . . . In nearly 8 seasons in Blue Jays' organization had not pitched above class AA . . . In his first season he led the Gulf Coast (Rookie) with 3 shutouts in 12 starts at Bradenton and allowed only one homer in 83.1 innings.

Allowed a South Atlantic League (A) high 116 runs in '83 while with Florence . . . Began the '84 season at Florence, but was promoted to Kinston (A) on May 14 . . . Was disabled twice that season: sore right shoulder, June 21—July 1 and tender right arm, Aug. 27—Sep. 1.

Made 30 appearances for Kinston in '85 prior to severing a tendon in his right hand in August . . . Began the season at Ventura (California League, A) and was 2nd in the league in wins when he was promoted to Knoxville on July 28.

PERSONAL: Single . . . Attended the Santa School in D.R. . . . Younger brother Baltassal, also a pitcher, signed with Dodgers during the winter.


Born: Oct. 8, 1959
Height: 6'2"; **Weight:** 195
Bats, R; Throws, R
Position: Pitcher

Birthplace/Residence: Born in Tulare, CA and raised in Las Vegas, NV . . . Resides in Ogden, UT.

Contract Status: Signed thru '88.

Tenure: 5 years, 111 days.

Signed Originally with: Oakland.



YEAR CLUB	W-L	ERA	G	GS	CG	SHO	SV	IP	H	R	ER	BB	SO
1978 Oakland—1	0-3	7.50	3	3	1	0	0	12	19	12	10	8	0
Vancouver	5-6	5.58	14	14	5	1	0	92	109	67	57	54	31
1979 Ogden	5-5	3.48	13	13	6	0	0	101	93	48	39	49	42
Oakland	2-10	5.96	13	13	2	0	0	77	102	57	51	50	17
1980 Ogden—2	6-9	5.40	20	20	3	0	0	115	135	79	69	77	46
1981 Nashville	8-7	4.42	26	26	7	0	0	169	164	97	83	83	100
1982 New York (A.L.)—3	7-11	4.37	30	23	2	0	0	150	167	77	73	67	71
1983 Toronto	0-3	5.16	16	4	0	0	0	45	48	26	26	21	22
Syracuse	0-3	5.59	5	4	0	0	1	19	20	12	12	13	17
1984 Syracuse—4	13-11	4.07	34	28	10	4	1	*185.2	167	101	87	100	105
1985 Seattle	1-1	12.00	2	2	0	0	0	6	11	8	8	5	2
Calgary	0-0	4.50	1	1	0	0	0	2	3	1	1	0	0
1985 Seattle	11-17	4.53	37	33	9	1	1	216.1	243	122	109	86	116
1987 Seattle—5	12-17	4.65	34	31	8	2	0	207	245	117	107	53	85
M.L. Totals	33-62	4.84	135	109	22	3	1	713.1	835	419	384	290	313

* Led League.

1—Selected by Oakland in June '78 free agent draft (1st round).

2—Acquired by New York Yankees from Oakland in deal for shortstop Fred Stanley and a player to be named later on 11/3/80. Oakland acquired second baseman Brian Doyle to complete deal on 11/17/80.

3—Traded by New York, along with outfielder Dave Collins, first baseman Fred McGriff and a reported \$400,000, to Toronto for pitcher Dale Murray and outfielder Tom Dodd on 12/9/82.

4—Selected in major league draft by Seattle on 12/3/84.

5—Acquired by Orioles in deal for pitcher Ken Dixon on 12/9/87.

Low Hitters: 3-Hitter, (July 29, '79 vs. Sea. at Oak.); **4-Hitters-2,** (Sep. 16, '86 vs. Chi. at Sea. and July 28, '87 vs. Min. at Sea.)

Strikeout Highs: 8, twice, (Aug. 28, '86 vs. N.Y. at Sea. and Sep. 25, '87 vs. Tex. at Sea.)

Walk High: 7, (Aug. 28, '82 at Tor.)

Winning Streaks: 3, twice, (Apr. 28 thru May 9, '87 and July 28 thru Aug. 8, '87).

Losing Streaks: 9, (June 11, '78 thru July 24, '79); **5,** (Sep. 21, '86 thru Apr. 20, '87).

Pitches: Fastball, curve, slider, change-up.

1987 SEASON SUMMARY

Started 31 games for Seattle, 3rd on the staff . . . Established career highs in wins (12) and shutouts (2) . . . His 17 losses were 5th in the A.L. and tied for 5th in the majors with **Bob Knepper** (Hou.) . . . Pitched into the 7th inning in 20 of 31 starts, including 10 straight, Apr. 28—June 14 . . . Worked into the 8th inning 15 times.

Lost his first 3 starts (ERA-10.80, IP-15, ER-18), and shifted briefly to bullpen . . . Returned to the rotation on Apr. 28 and went 5-2 (ERA-2.80, IP-58, ER-18) in his next 7 starts . . . Was named Seattle's "Player of the Month" in May (4-2, ERA-2.70, IP-50, ER-15, G-6) . . . The 4 wins in May were a career high.

Took a 5-5 record into June, but was 2-6 in his next 9 starts . . . His era reached a season-low 4.02 when he beat K.C. on June 26 . . . A 4-hit, 6-1 win vs. Minnesota started him on a 3-game win streak that left him 10-11 on Aug. 8, but he was 2-6 the rest of the season (ERA-5.19, IP-59, ER-34).

Averaged 2.3 walks per 9 innings, 2nd best on Mariners staff, but set a Seattle club record with 11 wild pitches . . . Had averaged 4.2 walks per 9 innings prior to '87.

MIKE MORGAN (Cont.)

MISCELLANEOUS: His 3 wins vs. Milwaukee were one more than the Orioles had all season . . . Has career-high 7 wins vs. Brewers . . . Threw 2 shutouts, both 7-hitters: at Baltimore on May 30 and at Cleveland on Sep. 8 . . . Had no decisions in 3 relief appearances (ERA-2.45, IP-3.2, ER-1).

1987 AND MAJOR LEAGUE CAREER

LAST 2 SEASONS: Has lost 34 games combined the past 2 years ('86-'87), most in the majors . . . However, has 17 complete games during that span . . . In his last 50 starts, beginning June 11, '86, has 16 complete games and has worked into the 7th inning 34 times.

HOME/ROAD: In '86 and '87 combined, was 11-20 (ERA-4.93, IP-228, ER-125) at the Kingdome, while on the road was 12-14 (ERA-4.19, IP-195.1, ER-91) with all 3 of his career shutouts . . . Was 7-10 (ERA-4.79, IP-127.2, ER-68) at home in '87 and 5-7 (ERA-4.42, IP-79.1, ER-39) on the road.

VS. BALTIMORE: Has pitched more innings vs. the Orioles than any other opponent . . . Had a 1-8 career record (4.66 era, IP-67.2, ER-35) vs. O's prior to '87, but went 2-1 last year (1.44, IP-25, ER-4) in 3 starts including a 7-hit, 12-0 win at Baltimore on May 30 . . . Only **Roger Clemens** had a better era against the O's last year (among A.L. starters) . . . Lifetime is 2-4 at Memorial Stadium (ERA-3.48, IP-44, ER-17) in 8 games.

Made his major league debut vs. O's as a 18-year-old, just one week after graduating from high school . . . (See below under "Major League Debut" for more details).

EARLY CAREER: Lost the first 9 starts of his major league career, all coming before the age of 20 . . . The major league record for most consecutive games lost at the start of a career is 16 held by **Terry Felton**, Min., '80-'82 . . . Mike won his 10th start, 2-1 vs. Seattle, on a 3-hitter July 29, '79 for his first major league win.

MORGAN BY MONTH

1987 SEASON					LIFETIME					
W-L	ERA	IP	ER	G	MONTH	W-L	ERA	IP	ER	G
1-3	7.36	25.2	21	6	APR.	5-7	5.10	84.2	48	21
4-2	2.70	50	15	6	MAY	7-9	3.88	118.1	51	23
1-3	3.47	36.1	14	5	JUNE	4-11	4.70	118.2	62	22
2-3	6.84	25	19	6	JULY	7-12	5.27	138.1	81	25
2-4	4.86	37	20	6	AUG.	5-12	4.51	141.2	71	22
2-2	4.91	33	18	5	SEP.-OCT.	5-11	5.77	110.2	71	22

PREVIOUS CAREER HIGHLIGHTS

1986: Won 11 games, one more than his major league career total entering the season . . . Tied with Chicago's **Richard Dotson** for most losses in A.L. (17) . . . Was 7-8 at the All-Star break, but went 4-9 in the 2nd half.

'85: INJURY: In his first season with the Mariners, emerged from spring training as the club's 5th starter . . . Won his first start, 14-6 vs. Oakland, but in the 2nd inning of his next outing he went down with a severely pulled groin muscle . . . Spent the rest of the season on the disabled list.

'83-'84, TORONTO: Did not win a game for the Blue Jays in 2 years in their organization . . . Began '83 with Toronto, but was bothered by tendinitis in right shoulder in June and disabled in July . . . Rehabilitated at Syracuse and returned to the Jays on Aug. 31 in no decision vs. O's . . . Was 0-3 at both stops.

Spent all of '84 at Syracuse and led the International League in innings (185.2) and was 2nd in wins (13), starts (28) and complete games (10).

'82, YANKEES: Returned to the big leagues for the first time since '79 and spent his first full season in the majors . . . Won his first 2 starts and was 3-1 after first 2 months, but wound up with club-high 11 losses.

'80-'81, MINORS: Spent his first full season in the minors at Ogden, Utah (where he now resides) in the Pacific Coast League (AAA) . . . Traded to the Yankees following the '80 season and spent all of '81 at Nashville . . . Led club with 100 strikeouts . . . Helped lead Nashville (with **Don Mattingly**) to best record in Southern League (AA).

'78-'79, OAKLAND, MAJOR LEAGUE DEBUT: Was Oakland's first round draft choice in June, '78, the 4th player chosen overall . . . Was signed to a major league contract by **Charlie Finley** and one week after graduating from high school, made his major league debut vs. the Orioles at Oakland on June 11

158

. . . Threw a complete game, allowing only 2 earned runs, but lost to **Scott McGregor**, 3-0.

After 3 starts, all losses (also including a 5-4 loss at Bal. on June 17), was assigned to Vancouver (AAA) . . . Began the '79 season at Ogden, but was recalled by A's on June 25 . . . Lost his first 6 starts that season before winning 2 straight starts over Seattle (see above under "Early Career").

HIGH SCHOOL CAREER: Was 7-1 with a 0.68 era and 111 strikeouts in 72 innings at Valley High School in Las Vegas, NV . . . Also starred in basketball and football.

PERSONAL: Enjoys fly fishing and deer hunting . . . Married (Kassie) on Feb. 7, '81.

EDDIE CLARENCE MURRAY

33

Born: Feb. 24, 1956

Height: 6'2"; **Weight:** 225

Bats, L-R; Throws, R


Position: First base

Birthplace/Residence: Born and raised in Los Angeles, CA. Now lives in Phoenix, MD and L.A.

Contract Status: Current contract extends from '87 thru '91.

Tenure: 11 years.

Signed Originally with: Orioles.



YEAR CLUB	AVG.	G	AB	R	H	2B	3B	HR	RBI	BB	SO	SB	CS	HP
1973 Bluefield-1	.287	50	188	34	54	6	0	11	32	19	46	6	1	2
1974 Miami	.289	131	460	64	133	29	7	12	63	58	85	4	3	5
Asheville	.286	2	7	1	2	2	0	0	2	1	1	0	0	0
1975 Asheville	.264	124	436	66	115	13	5	17	68	53	79	7	4	4
1976 Charlotte	.298	88	299	46	89	15	2	12	46	43	41	11	3	1
Rochester	.274	54	168	35	46	6	2	11	40	34	27	3	1	1
1977 Baltimore	.283	160	611	81	173	29	2	27	88	48	104	0	1	1
1978 Baltimore	.285	161	610	85	174	32	3	27	95	70	96	6	5	1
1979 Baltimore	.295	159	606	90	179	30	2	25	99	71	78	10	2	2
1980 Baltimore	.300	158	621	100	186	36	2	32	116	54	71	7	2	2
1981 Baltimore	.294	99	378	57	111	21	2	*22	*78	40	43	2	3	1
1982 Baltimore	.316	151	550	87	174	30	1	32	110	70	82	7	2	1
1983 Baltimore	.306	156	582	115	178	30	3	33	111	86	90	5	1	3
1984 Baltimore	.306	*162	588	97	180	26	3	29	110	*107	87	10	2	2
1985 Baltimore	.297	156	583	111	173	37	1	31	124	84	68	5	2	2
1986 Baltimore	.305	137	495	61	151	25	1	17	84	78	49	3	0	0
1987 Baltimore	.277	160	618	89	171	28	3	30	91	73	80	1	2	0

M.L. Totals .296 1659 6242 973 1850 324 23 305 1106 781 848 56 22 15

GWRB: '80-16; '81-10; '82-20; '83-17; '84-10; '85-15; '86-4; '87-8. Total: 109.

*Led League *Tied for league lead

1—Selected by Orioles organization in June '73 free agent draft (3rd round regular phase) . . . Signed on 7/1/73.

League Championship Series Record

YEAR CLUB	AVG.	G	AB	R	H	2B	3B	HR	RBI	BB	SO	SB	CS	HP
1979 Bal. vs. Cal.	.417	4	12	3	5	0	0	1	5	5	2	0	0	0
1983 Bal. vs. Chi.	.267	4	15	5	4	0	0	1	3	3	3	1	0	0
L.C.S. Totals	.333	8	27	8	9	0	0	2	8	8	5	1	0	0

World Series Record

YEAR CLUB	AVG.	G	AB	R	H	2B	3B	HR	RBI	BB	SO	SB	CS	HP
1979 Bal. vs. Pit.	.154	7	26	3	4	1	0	1	2	4	4	1	0	0
1983 Bal. vs. Phi.	.250	5	20	2	5	0	0	2	3	1	4	0	0	0
W.S. Totals	.196	12	46	5	9	1	0	3	5	5	8	1	0	0

LATEST FINISH

The latest a game has been completed at Memorial Stadium was 1:16 a.m. on Aug. 14, '76, the 2nd game of a doubleheader vs. the White Sox.

159

EDDIE MURRAY (Cont.)

All-Star Game Record

YEAR CLUB	AVG.	G	AB	R	H	2B	3B	HR	RBI	BB	SO	SB	CS	HP
1978 A.L. at S.D.														
1981 A.L. at Cle.	.000	1	2	0	0	0	0	0	0	0	0	0	0	0
1982 A.L. at Mil.	.000	1	1	0	0	0	0	0	0	1	0	0	0	0
1983 A.L. at Chi.	.000	1	2	0	0	0	0	0	0	0	0	0	0	0
1984 A.L. at S.F.	.500	1	2	0	1	1	0	0	0	0	1	0	0	0
1985 A.L. at Min.	.000	1	3	0	0	0	0	0	0	0	0	0	0	0

A.S.G. Totals .100 5 10 0 1 1 0 0 0 1 1 0 0 0 0

Career Highs, Game: **Runs-4, 3 times** (latest July 10, '87 vs. Min. at Bal.), ties club record; **Hits-5** (Apr. 17, '82 at Chi.), ties club record; **4, 20 times** (latest July 10, '87 vs. Min. at Bal.); **Home Runs 3, three times** (Aug. 29, '79 at Min.; Sep. 14, '80 at Tor. and Aug. 26, '85 at Cal.), ties club record; **2, 14 times** plus once in '83 WS (latest July 31, '87 at Tex.); **RBI-9** (Aug. 26, '85 at Cal.), ties club record; **7, twice** (Aug. 29, '79 at Min. and May 18, '86 vs. Oak. at Bal.); **6, twice; 5, 4 times.**

Hitting Streaks: **22** (Aug. 17 thru Sep. 10, '84), ties club record; **19** (Apr. 18 thru May 8, '79); **16** (June 3 thru Sep. 19, '80); **15, twice, and 14, 3 times.**

Grand Slams: **14** (latest May 18, '86 vs. Oak. at Bal.), club record. See page 28 for full list.

1987 SEASON SUMMARY

Cracked the 30-home run level for the 5th time in his career, a club record (only **Mike Schmidt**—14 and **Dale Murphy**—7 have done it more among actives) . . . Set an all-time Orioles career home run mark when he hit his 304th on Sep. 12 at Boston (off **Bruce Hurst**), surpassing the old standard held by **Boog Powell** since '69.

Became the first player in history to hit home runs from each side of the plate in consecutive games, on May 8 & 9 at Comiskey Park. Has now homered left-handed and right-handed in a game 8 times, 2 short of **Mickey Mantle's** major league record (see details below).

His .277 average was the lowest of his career, but over the last 2 months of the season (after July 30), he batted .299 (224-67) . . . Reached a season high .285 on Sep. 28, then went 2-for-24 over the last 6 games . . . His second half low was .264 on July 30 . . . Batted only .181 in April (83-15), the 2nd worst month of his career average-wise (see "By Month" below).

Finished 2nd in the balloting for Most Valuable Oriole to **Larry Sheets** (see MVO below) and tied **Cal Ripken** for most "key runs" driven in (-1, tie, lead, +2) with 56, including 37 tying and lead runs . . . His 15-game hitting streak from September 7 thru 22 was the longest of the year by an Oriole . . . Also had a 14-game streak from July 3 thru 19.

Drove in 28 runs in 25 games, July 3 to August 4, including 5 game-winners . . . When he homered off **Dennis Rasmussen** (Yankees) at Baltimore on June 22, it snapped a string of 27 homerless games.

1987 AND CAREER HIGHLIGHTS

MOST VALUABLE ORIOLES AWARD: In 11 seasons has won a record 6 MVOs (runner-up **Brooks Robinson** won 4 times), finished 2nd 4 times ('77, '79, '80, '87) and 3rd once ('86) . . . Won 5 straight MVOs from '81 thru '85.

MOST VALUABLE PLAYER VOTES: Eddie has never won an A.L. MVP award, and, as a matter of fact, hasn't received a single mention the last 2 years. Nevertheless, he has earned more MVP votes during the 80s than any other A.L. player (1088): 2—**Don Mattingly** (850, 1 award) . . . 3—**George Brett** (619, one award) . . . 4—**Rickey Henderson** (572, no awards) . . . 5—**George Bell** (546, one award) . . . 6—**Cecil Cooper** (531, no awards).

Eddie finished 2nd in '82 to **Robin Yount**, and 2nd in '83 to teammate **Cal Ripken** . . . He's also been 4th ('84), 5th twice ('81 & '85) and 6th ('80).

DURABILITY: He's missed only 59 of 1720 games (including one tie) during his 11 Baltimore seasons while playing 96½ percent of all the club's games (not including 20 of 20 post-season games).

His 444 consecutive-game streak which extended from Aug. 21, '77 to July 13, '80 is the 3rd longest in O's history behind **Cal Ripken's** current 927 and **Brooks Robinson's** 463. He played in 562 of 563 games from the time he joined the O's on opening day '77 until July 13, '80 when a bad-hop grounder hit him in the right eye.

Missed career-high 25 games in '86 because of injuries that forced him to the disabled list for the first time in his big league career.

In 11 years, he has never missed a game against either the California Angels (129 of 129 regular season plus 4 '79 ALCS) or the Detroit Tigers (147 of 147) . . . He's missed only once vs. Oakland (128 of 129).

ORIOLES TRIPLE CROWN: Has led the club in average, homers and rbi in the same season a club record 4 times ('81, '82, '84, '85), but in '87, for the first time ever, failed to lead the Orioles in any of the 3 triple crown categories.

Others who have earned the Orioles' triple crown distinction: **Frank Robinson**—twice ('66-'67), **Gus Triandos** ('55), **Jim Gentile** ('61) and **Boog Powell** ('63).

VS. OPPONENTS: See "Durability" above, and "O's vs. Opponents" on pages 50-66.

Highs '87: Highest Average—.348 vs. Minnesota and New York (both 46-16) . . . Home Runs—8 vs. Chicago . . . RBI—15 vs. Chicago & Cleveland.

Highs Lifetime: Highest Average—.332 (482-160) vs. California . . . Home Runs—30 vs. Chicago . . . RBI—103 vs. California in 129 games.

EJECTIONS: Was tossed out of one game in '87, by **John Shulock** on May 25 at Oakland. It was his first in 4 years . . . He's been ejected 7 times during his A.L. career, twice each in '79 and '83 and once each in '81, '82 and '87 . . . The only umpire to run him more than once is **Ken Kaiser** (once in '82 and once in '83).

BATTING AVERAGE

His career low .277 average in '87 dropped his lifetime mark to .296, but he remains 4th on the all-time Orioles list (see page 23).

Has hit .300 or better 5 times and .294 & up in 8 of 11 seasons . . . Has paced the club in average (among qualifiers) 6 times: '79, '81, '82, '84, '85, '86.

HOME/ROAD: Batted only .263 (300-79) at home last year, forcing his career average at Memorial Stadium below .300 (.298, 3053-911), and leaving only 2 Orioles with .300 lifetime marks in Baltimore (**Frank Robinson**—.305, 1380-421; and **Tommy Davis**—.302, 834-252) . . . Eddie hit .289 on the road in '87. He's a .294 (3889-939) lifetime batter on foreign soil.

1ST HALF/2ND HALF: Has traditionally hit better in the 2nd half as his .308 career average (2955-911) after the All-Star break would attest. His first half career mean is .286 (3287-939).

BASES LOADED: Is batting .429 lifetime (140-60) with the bases loaded, has hit 14 slams (see below) and has scored 182 of 531 runners on base in those situations (34.3%) . . . Last year, however, he hit only .111 (9-1) in bases-loaded situations while scoring only 6 of 36 runners (16.7%).

CLUTCH HITTING: Has a .305 (475-153) lifetime average with 246 walks and 216 strikeouts while batting with runners on 2nd and/or 3rd . . . Over the past 6 seasons ('82 thru '87), he has batted .333 (798-266) in that situation.

BY MONTH: Has hit .300 or more in Sep.-Oct. in 8 of 11 seasons, and has a .312 lifetime average (1303-407) in 342 Sep.-Oct. games with 66 homers and 235 rbi (regular season only).

His best months ever: average—.441 (68-30) in April, '82 . . . home runs—11 in June '78, . . . RBI—30 (in 30 games) in September '80, and 29 (in 28 games) in July '85 . . . His worst month ever, by average, was April '81 when he batted only .135 (37-5) in 10 games. Second worst was April '87 (.181, 83-15).

MURRAY BY MONTH

1987 SEASON					LIFETIME					
AVG.	AB	H	HR	RBI	MONTH	AVG.	AB	H	HR	RBI
.181	83-15	1	13		APR.	.275	756-208	32	141	
.339	109-37	11	27		MAY	.287	1099-315	44	194	
.259	108-28	2	4		JUNE	.292	1059-309	49	151	
.296	98-29	11	28		JULY	.300	936-281	59	187	
.316	98-31	3	11		AUG.	.303	1089-330	55	198	
.254	122-31	2	8		SEP.-OCT.	.312	1303-407	66	235	

EDDIE MURRAY (Cont.)

HOME RUNS

Has led team in homers 7 times, but was edged by **Larry Sheets** last year, 31 to 30 . . . Set club record for career homers (304) with his next-to-last home run of the year (Sep. 12 vs. **Bruce Hurst** at Baltimore), unseating **Boog Powell** who had held that distinction for nearly 18 years (since '69).

Eddie also set a career mark for homers at Memorial Stadium when he erased **Brooks Robinson's** old standard (138) early in the season . . . The record now stands at 151.

Ranks 8th among currently active major leaguers in career homers: 1—**Schmidt**—530 . . . 2—**Nettles**—389 . . . 3—**Dar. Evans**—381 . . . 4—**Rice**—364 . . . 5—**Dave Winfield**—332 . . . 6—**Don Baylor**—331 . . . 7—**Dw. Evans**—325 . . . 8—**Murray**—305 . . . 9—**Fisk**—304 . . . 10—**Carter**—291.

Hit 20 or more home runs in each of his first 9 seasons before slipping to 17 in '86, his 10th season in the A.L. The major league standard is held by **Eddie Mathews** who hit 20 or more during each of his first 14 campaigns.

Major League Leaders

His 305 homers in 11 big league seasons, starting 1977, rank 4th in the majors in that span behind: 399—**Mike Schmidt**, 316—**Jim Rice** and 310—**Dale Murphy**.

Here's how he stacks up over the last 6, 7, 8 & 10 years:

Last 6 Years ('82-'87)	Last 7 Years ('81-'87)	Last 8 Years ('80-'87)	Last 10 Years ('78-'87)
1-Da. Murphy-218	1-Schmidt-247	1-Schmidt-295	1-Schmidt-361
2-Schmidt-216	2-Da. Murphy-231	2-Da. Murphy-264	2-Da. Murphy-308
3-Dw. Evans-175	3-Dw. Evans-197	3-Murray-226	3-Murray-278
4-Murray-172	4-Murray-194	4-Dw. Evans-215	4-Rice-277
5-Winfield-165	5-Dawson-188	5-Dawson-205	5-Kingman-266
5-Da. Evans-165	6-Winfield-178	6-Armas-201	6-Dw. Evans-260
7-Dawson-164	7-Da. Evans-177	7-Winfield-198	7-Winfield-256
8-C. Ripken-160	8-Kingman-172	8-Da. Evans-197	8-Dawson-255
9-Lan. Parrish-159	9-Lan. Parrish-169	9-R. Jackson-194	9-R. Jackson-250
10-Barfield-154	10-Rice-168	9-G. Carter-194	10-G. Thomas-246

MULTI-HOME RUN GAMES: Had three 2-homer games in '87 and now has hit 2 (15) or 3 (3) homers in a game 18 times including his 2 home runs in the 5th and deciding game of the '83 World Series at Philadelphia off **Charlie Hudson** . . . That is one more than **Frank Robinson's** previous club record . . . Eddie's three 3-homer games match the club record shared by **Boog Powell**. No Oriole has ever hit more than 3 in one game.

HR/BOTH SIDES: Eddie has homered from each side of the plate in the same game 8 times, second in major league history only to **Mickey Mantle's** 10 (**Reggie Smith** is 3rd at 6) . . . In '87 he became the first ever to do it 2 games in a row when, in Chicago on May 8 and 9, he connected off **Jose DeLeon** and lefty **Ray Searge** the first day and against southpaw **Joel McKeon** and right-hander **Bob James** the second.

GRAND SLAMS: His string of at least one slam in 6 consecutive seasons ('81-'86) came to an end, one shy of the record (7) held by the late **Vern Stephens** ('44 thru '60), but his 14 lifetime are a club record, a major league mark for switch-hitters and tops among active players (regular season only) . . . His 9 Memorial Stadium home runs with the bases loaded are also a record . . . See also "Bases Loaded Hitting" under "Average" above.

Lifetime Major League Grand Slam Leaders

1-Lou Gehrig-23	8-Gil Hodges-14	18-Gary Carter-11
2-Willie McCovey-18	10-Joe DiMaggio-13	18-Johnny Bench-11
3-Jimmie Foxx-17	10-Ralph Kiner-13	18-Hank Greenberg-11
3-Ted Williams-17	10-George Foster-13	18-Reggie Jackson-11
5-Hank Aaron-16	13-Don Baylor-12*	18-Harmon Killebrew-11
5-Babe Ruth-16	13-Ernie Banks-12	18-Lee May-11
5-Dave Kingman-16	13-Joe Rudi-12	18-Willie Stargell-11
8-Eddie Murray-14	13-Rogers Hornsby-12	27-Ted Simmons-9
	13-Rudy York-12	

*not including grand slam in '82 A.L.C.

Active players boldfaced

RUNS BATTED IN

Has led club in rbi 8 times in 11 seasons, including 7 in a row from '80 thru '86, but was 3rd in '87 with 91 behind **Cal Ripken** (97) and **Larry Sheets** (94).

Has averaged 101 rbi in 11 A.L. seasons . . . With 1106 lifetime, he ranks 2nd in club history behind **Brooks Robinson** (1357), having moved past former runner-up **Boog Powell** (1063) last year . . . Has driven in 100 or more 5 times, including 4 in a row ('82 thru '85). Both are club records.

His 1015 during his first 10 years in the majors ('77-'86) qualified him as one of only 19 to have reached the 1000 plateau in their first 10 seasons . . . Tops on that list is Orioles board member **Joe DiMaggio** (1,277).

Eddie ranks 3rd in the majors and 2nd in the A.L. in rbi during his 11 seasons with the O's, as well as during the past 10 years. In the 80s, he is tops in the A.L. and 2nd in the majors only to **Mike Schmidt**.

Major League RBI Leaders

Last 11 Years ('77-'87)	Last 10 Years ('78-'87)	Last 5 Years ('80-'87)
1-Jim Rice, 1151	1-Jim Rice, 1037	1-Mike Schmidt, 839
2-Mike Schmidt, 1132	2-Mike Schmidt, 1031	2-Eddie Murray, 824
3-Eddie Murray, 1106	3-Eddie Murray, 1018	3-Dave Winfield, 792
4-Dave Winfield, 1099	4-Dave Winfield, 1007	4-Jim Rice, 768
5-Gary Carter, 970	5-Dale Murphy, 904	4-Dale Murphy, 768
6-Andre Dawson, 968	6-Andre Dawson, 903	6-Andre Dawson, 739
7-Dave Parker, 956	7-Gary Carter, 886	6-Gary Carter, 739
8-Don Baylor, 945	8-Don Baylor, 870	8-Cecil Cooper, 706
9-Cecil Cooper, 944	9-Dave Parker, 868	9-Dwight Evans, 689
10-George Brett, 925	10-Cecil Cooper, 866	10-Dave Parker, 677

GWRBI: Since this stat was adopted officially in '80, Eddie has been credited with more gwrbi (109) than any other American Leaguer and is 2nd only to the Mets' **Keith Hernandez** (120) in the majors over that 8-year stretch:

Major League GWRBI Leaders, '80 thru '87

1-Keith Hernandez, 120	8-Jack Clark, 89	15-Robin Yount, 80
2-Eddie Murray, 109	8-Dave Parker, 89	17-Cal Ripken, 77
3-Andre Dawson, 102	10-Harold Baines, 88	18-Jose Cruz, 76
4-Dave Winfield, 101	10-George Brett, 88	19-Doug DeCinces, 75
5-Mike Schmidt, 97	10-Jim Rice, 88	20-Steve Garvey, 74
6-Gary Carter, 94	13-Don Baylor, 86	20-Reggie Jackson, 74
7-Dale Murphy, 90	14-Ted Simmons, 84	20-Ben Oglivie, 74
	15-Cecil Cooper, 80	

Eddie's 158 gwrbi lifetime are 2nd only to **Brooks Robinson's** 184 in Orioles history: 3—**Boog Powell**, 140; 4—**Ken Singleton**, 95; 5—**Frank Robinson**, 83; 6 Tie—**Cal Ripken** and **Lee May**, 77; 8—**Paul Blair**, 67; 9—**Jim Gentile**, 58; 10—**Dave Johnson**, 57.

SWITCH-HITTING

Was a natural right-handed hitter, and continued to hit that way exclusively thru his first 2 pro seasons . . . He made the conversion in 1975 and 1976 under the tutelage of **Cal Ripken Sr.** and **Jim Schaffer**, now a coach with the Royals.

Ironically, he has hit better left-handed 7 times during his 11 years with the O's, and his lifetime average, slugging percentage and home run frequency are all better from the left side:

HR/SWITCH-HITTERS: Eddie ranks 3rd (305) lifetime among all switch hitters, past and present, behind: 1—**Mickey Mantle**—536, 2—**Reggie Smith**—314. **Ken Singleton** (246) is 4th and **Ted Simmons** (242) 5th.

Mantle had nine 30 home run seasons, most among switchers. Eddie is 2nd with 5 and **Reggie Smith** had 2. They are the only switch-hitters ever to reach that level more than once.

RBI/SWITCH-HITTERS: He already ranks 3rd all time in rbi by a switch hitter (1106) behind **Mickey Mantle** (1509) and **Ted Simmons** (1378), and ahead of #4 **Reggie Smith** (1092) and #5 **Ken Singleton** (1065).

In '80, he and **Ken Singleton** became only the 2nd pair of switch-hitting teammates to drive in 100 runs each in the same season in 50 years. The other duo was **Smith/Simmons** for the Cardinals in '74.

EDDIE MURRAY (Cont.)
Switch-Hitting by Year

Batting Left-handed				Batting Right-handed				
AVG.	AB- H	HR	TB	YEAR	AVG.	AB- H	HR	TB
.297	437-130	20	214	1977	.247	174-43	7	73
.285	407-116	21	204	1978	.286	203-58	6	89
.294	425-125	16	198	1979	.298	181-54	9	90
.307	411-126	23	218	1980	.286	210-60	9	104
.257	272- 70	15	132	1981	.387	106-41	7	70
.290	366-106	21	189	1982	.370	184-68	11	113
.315	378-119	21	210	1983	.289	204-59	12	103
.320	438-140	24	237	1984	.267	150-40	5	62
.305	384-117	21	205	1985	.281	199-56	10	100
.306	359-110	11	162	1986	.301	136-41	6	67
.280	397-111	19	190	1987	.271	221-60	11	105
.297	4274-1270	212	2159	TOTALS	.295	1968-580	93	979
Slugging: .505				Slugging: .497				
HR Frequency: 1/20, 16 ABs				HR Frequency: 1/21, 16 ABs				

FIELDING

Last year Eddie led A.L. first basemen in total chances (1526) for the 3rd time (also '78, '84) and double plays (146). He was 2nd in assists to (145 to 146), and 2nd in games (156 to 158), both times to the Rangers' **Pete O'Brien** . . . His .983 percentage (10 errors) was 6th among 11 qualifiers.

In addition to leading the league's first basemen in chances 3 times, he's finished 2nd on 4 other occasions ('79, '80, '81, '83).

Topped the league in percentage in both '82 (.9971, 4 e/1370 tc) and '81 (.999, 1 e/991 tc) . . . Played 113 consecutive errorless games from September 7, '80 until he erred on September 21, '81.

GOLD GLOVES: Won 3 straight awards as A.L.'s best defensive 1st baseman in '82, '83 and '84 . . . Only **George Scott** (8) and **Vic Power** (7) have won more A.L. Gold Gloves at 1st base . . . Eddie is the only Orioles first baseman ever to win the award (see "Gold Glove Award" on page 38).

OTHER POSITIONS: Defensively, he's played 1st base exclusively starting April 10, '78 . . . He played 3 games at 3rd base in '78 (Apr. 7-8-9, first 3 games of the year) and 3 games in left field in '77.

JEWELS

ALL-STAR GAMES: Has been selected to the All-Star team 7 times, played in 5 games and gone 1-for-10. The hit was a double off rookie **Dwight Gooden** at San Francisco in '84 . . . Was chosen to the team 6 straight times from '81 thru '86, once as a starter ('85) when he beat out **Rod Carew** in the fan balloting . . . He was also named to the squad in '78 . . . See page 81 for more All-Star Game details.

POST-SEASON: Has a .247 composite average in 20 post-season games (73-18) with 5 homers and 13 rbi.

1979: Was leading hitter in the ALCS vs. California (.417, 12-5) and reached safely 10 times in 17 plate appearances . . . Hit a 3-run homer off **Mark Clear** in game #2 . . . Continued hot in the WS vs. Pirates, reaching 7 times in his first 8 plate appearances, and hit a home run off **Bert Blyleven** in the 2nd game . . . Then, he went 0-for-21 in the last 5 games.

1983: Went 0-for-8 in the first 2 games of the ALCS vs. Chicago, extending his post-season hitless string to 7 games (0-for-29) . . . He snapped the slump with gusto in game #3 at Chicago with a 3-run homer in the first inning off **Richard Dotson**, leading the O's to a 11-1 rout . . . Tied LCS record when he scored 4 runs in same game, and went 3-for-5 in the finale (#4).

Went 2-for-16 thru the first 4 games of the WS, then dominated the decisive 5th game, crushing 2 homers (a solo and a 2-run shot), one of them off the scoreboard in right field at Philadelphia's Veterans Stadium . . . Both were hit off **Charlie Hudson**. He went 3-for-4 that evening in the 5-0 victory behind **Scott McGregor** that produced a world championship . . . His 5 hits in the WS tied for the lead.

PREVIOUS CAREER HIGHLIGHTS

1986: Missed a career-high 25 games when a pulled left hamstring sidelined him for a month from early July to early August . . . Went on the disabled list for the first time in the major leagues . . . Experienced career lows in at least 8 categories because of the involuntary time off, but led the club in batting (.305) for a record 6th time and in rbi (84) for the 7th year in a row (and 8th overall, '78 also), also a team record.

Ranked 4th in the league in on base percentage (.396, 578-229) . . . Hit 2 homers off Cy young Award winner **Roger Clemens** at Baltimore on June 27 . . . **Robin Yount** was the only other to homer twice in a game off **Clemens** . . . Eddie also hit 2 homers off Brewers' 20-game winner **Ted Higuera** at Milwaukee on September 25.

1985: Won record 6th MVO award and drove in a career-high 124 rbi, finishing 2nd in A.L. to **Don Mattingly** (145) . . . Was among league leaders in: avg. (10th), hr (6th), runs (3rd), tb (5th), doubles (8th), on-base pct. (5th), slugging pct. (4th), gwrbi (5th, tied with **Cal Ripken**), and extra-base hits (5th).

Surpassed the 20 level in home runs for the 9th straight year, reached 30 for the 4th time and drove in 100+ runs for the 5th time. Tied the Twins' **Kent Hrbek** for the major league lead with 3 grand slams.

Enjoyed his biggest day in baseball on Aug. 26 at Anaheim in O's 17-3 win. Tied club records with 3 homers, 13 total bases and 9 rbi, all in the first 5 innings, while going 4-for-5 . . . Had a 3-run homer in the 1st and an rbi single in the 2nd, both off **John Candelaria**. Then hit a solo homer in the 4th and a grand slam in the 5th, both off **Alan Fowlkes**.

Drew curtain calls, standing ovations and "Edd-eee" cheers from Angels fans . . . Flied deep to center and walked in his final 2 plate appearances.

1984: Led A.L. and tied for M.L. lead in gwrbi (19) and on-base pct. (.410). Led majors with 107 walks and 25 intentional passes.

Was among league leaders in avg. (8th), hr (9th), rbi (5th), total bases (299, 9th), and slugging pct. (10th). Led club in triple crown categories and slugging percentage; tied club record with 22-game hitting streak.

Played every inning of every game (**Ripken** was only other major leaguer to do so). Won record 5th "Most Valuable Oriole" award.

Hit .367 (49-18) with 9 hr and 22 rbi in 14 games on Japan Tour, including a 2-run shot Nov. 11 off Tokyo Giants' right-hander **Hiroshi Makihara** at Fukuoka's Heiwadai Stadium which completely cleared the stadium. The drive traveled an estimated 600', one of the longest home runs in Japanese baseball history.

1983: Led club in hr and rbi, and tied for lead in gwrbi with **Ripken**. Finished 2nd to **Ripken** in close A.L. MVP vote (290 to 322).

Was among A.L. leaders in runs (2nd), slugging (3rd), gwrbi (3rd-tie), hr (4th), on base pct. (4th), total bases (4th), and rbi (5th).

1982: Led O's in avg., hr and rbi while setting club record with 20 gwrbi. Had best start ever, hitting .441 with 5 hr and 17 rbi in 18 games to earn "Player of Month" honors for April.

Hit .324 with 25 hr and 84 rbi in final 107 games. Was 3rd in A.L. in slugging (.549) and 4th in batting.

1981: Led A.L. with 78 rbi and tied for hr lead (22) in strike-shortened season. Tied for major league lead in grand slams (2) and was among league leaders in slugging (2nd, .534) and total bases (5th, 202).

Hit .331 with 14 hr and 52 rbi in 50 games after strike ended in August.

1980: Hit .300 for 1st time and set career highs in runs, hits, hr, rbi, and doubles. Was 5th in A.L. and led O's in hr and rbi. Hit .325 with 20 hr and 67 rbi in 80 games in 2nd half.

1979: Led club in batting with .29537 avg., edging **Ken Singleton** (.29473) on last day of season. Had 19-game hitting streak.

1978: Led club in runs, hits, and rbi. Finished 2nd to A.L. MVP **Jim Rice** in total bases (293 to 406). Was one of 3 in A.L. to play every game.

1977: Was 4th Oriole to win BBWAA "Rookie of the Year" award. Tied **Lee May** for club hr lead (27, a record for an Oriole rookie broken by **Cal Ripken** who hit 28 in '82).

EARLY CAREER: Was originally signed by **Ray Poitevint** and **Willie Moore**. Named to all-star team in Appalachian League ('73), Florida State League ('74), and Southern League ('75) while leading his club in hr each of those years. Also led O's minor league system in '76 while splitting the year between Charlotte and Rochester.

AMATEUR BACKGROUND: Starred in both baseball and basketball at Locke High School in Los Angeles (graduated '73). Played 1st base and pitched (was 7-1 as a senior) and was center on basketball team.

IN UNIFORM

EDDIE MURRAY (Cont.)

Played on same team with 4 major leaguers in high school: **Gary Alexander** (graduated '71), former Giant **Rich Murray** (his younger brother, graduated '74), Cardinals' shortstop **Ozzie Smith**, and former Twin **Darrell Jackson** (both '73 grads). Served as tri-captain with **Smith** and **Jackson** senior year. Played Little League, Babe Ruth, and Connie Mack baseball.

PERSONAL: One of 12 children. Has 4 brothers, all of whom have played pro baseball. The youngest brother, **Richard**, played 1st base in the Giants' and Royals' systems before retiring after the '85 season. Saw action with Giants in '80 and '83.

Older brothers **Venice** and **Leon** (also 1st basemen) played in Giants system. The eldest, **Charles**, an outfielder, hit 37 hr and had 119 rbi in California League in '64. Retired after reaching AAA level in Houston organization.

Charity: Has contributed extensively to the community, and earned the Orioles' nominations for the '84 and '85 Roberto Clemente Awards, given annually by Major League Baseball to the player who best exemplifies the game on and off the field.

"Carrie Murray Outdoor Educational Campus": Made extremely generous contribution to the City of Baltimore Aug. 13, '85 to fund an Outward Bound Camp program in Baltimore's Leakin Park honoring his late mother.

The goal of the project is to offer every school child in Baltimore City the opportunity to participate in the camp. The program stresses personal challenge, self-control, inter-group relations, and outdoor camping experience.

Other Contributions: Was co-founder with teammate **Cal Ripken Jr.** of the "Because We Care" Program through which Orioles tickets are distributed for each home game to deserving charitable organizations . . . Is also involved with the "Take Me Out to the Ballgame" ticket program for needy youngsters, administered by the City's Department of Human Resources.

This year he is lending his support to the Orioles T.E.A.M. movement (techniques for effective alcohol management), designed to combat the misuse of alcohol and drugs at the ballpark.

In the past, he has worked on behalf of: United Cerebral Palsy, Sickle Cell Anemia, the American Red Cross, United Way, Johns Hopkins Children's Center, the New Holiness Refuge Church, and the Park Heights Academy, which dedicated a classroom in his honor. He has also visited Baltimore City schools to talk to youngsters on the importance of discipline and staying in school.

Miscellaneous: Splits his winters between Baltimore and Los Angeles . . . Owns homes in both areas . . . Attended California State University in L.A. . . Single.

26

CARL EDWARD NICHOLS


Born: Oct. 14, 1962
Height: 6'0"; **Weight:** 208
Bats, R; Throws, R
Position: Catcher

Birthplace/Residence: Born in Los Angeles, CA . . . Grew up and resides in Compton, CA.

Contract Status: Signed thru '88.

Tenure: 61 days.

Signed Originally with: Orioles.



YEAR CLUB	AVG.	G	AB	R	H	2B	3B	HR	RBI	BB	SO	SB	CS	HP
1980 Bluefield—1	.212	37	85	24	18	2	2	0	10	18	12	4	1	3
1981 Miami	.194	16	31	1	6	0	0	0	3	3	5	0	0	0
Hagerstown	.272	38	81	8	22	4	0	1	6	12	19	3	4	0
1982 Macon	.214	84	257	33	55	10	2	0	30	27	50	7	1	2
1983 San Jose	.204	54	152	16	31	4	0	1	12	21	42	2	0	3
Newark	.290	66	217	40	63	14	0	5	26	36	59	4	3	4
1984 San Jose	.198	58	187	18	37	5	1	0	11	35	43	1	1	1
Redwood	.252	63	202	35	51	9	1	4	33	19	38	8	1	3
1985 Charlotte	.236	115	331	45	78	11	2	2	37	48	53	7	4	9
Baltimore	.269	118	439	63	118	26	1	14	72	61	74	8	2	8
1986 Charlotte	.000	5	5	0	0	0	0	0	0	1	4	0	0	0
Baltimore	.255	108	364	45	93	15	3	11	52	42	76	3	4	3
1987 Rochester	.381	13	21	4	8	1	0	0	3	1	4	0	0	0
M.L. Totals	.308	18	26	4	8	1	0	0	3	2	8	0	0	0
Pro Totals	.245	775	2372	332	580	101	12	38	295	324	479	47	21	36

1—Selected by Orioles organization in June '80 free agent draft (4th round, Baltimore's 5th selection, regular phase) . . . Signed 6/19/80.

1987 SEASON SUMMARY

BALTIMORE: Recalled by Orioles from Rochester on Sep. 5 and appeared in 13 games, 6 starts . . . Went 6-for-13 (.462) in last 4 games including 6-for-10 in 3 games vs. Yankees . . . Had 3 hits in O's Sep. 27 win over N.Y. . . . Singled at Toronto on Sep. 14 off **Tom Henke** for first major league hit.

ROCHESTER: Was the top fielding catcher in the International League (.988, TC-667, E-8) and threw out league leading 48 attempted base stealers . . . Had a .400 eraser rate (48 of 120), compared to league average of .341 . . . In his last 2 minor league seasons combined, he has thrown out 120 of 266 base stealers (.451).

Red Wings were 57-38 in games he started behind the plate (27-27 in other games) . . . He and teammate **Jackie Gutierrez** both had 5 hits vs. Columbus on Aug. 13 . . . Had a 5-rbi game at Richmond on Aug. 18.

PREVIOUS CAREER HIGHLIGHTS

'86, MAJOR LEAGUE DEBUT: Made major league debut at Detroit on Sep. 14 in one of 2 starts he made after recall on Sep. 5.

MINOR LEAGUE CAREER: Has spent 8 seasons in the O's minor league system, all coming before his 25th birthday . . . Had his best season in '86 at Charlotte with career highs in runs (63), doubles (26), home runs (14), rbi (72), and extra base-hits (41) . . . Hit the 2nd grand slam of his minor league career at Huntsville on May 25.

In '85, caught 98 games and was in the outfield for 12 (with 4 assists) . . . Batted .357 (42-15) vs. Knoxville, but only .218 (289-63) against everyone else.

Spent all of '84 in the California League, 1st half with San Jose, and then was loaned to Redwood for the remainder of season . . . Led the league's catchers in games (119), putouts (769), assists (112), and total chances (897).

In '83, he spent the 1st 2 months of the season at San Jose, but was assigned to Newark in June and named to the NY-Penn post-season all-star team . . . Led the league's catchers in assists with 47 in 49 games.

AMATEUR BACKGROUND: Played baseball at Compton (CA) High School before graduating in '80 . . . Was all-city in '80 and team MVP in '79 . . . Although drafted by the O's as a catcher, played shortstop the last 2 years of high school . . . Participated in Babe Ruth and Little League programs.

PERSONAL: Is the youngest of 10 children . . . Hobbies: football and basketball . . . Single.

BABE RUTH BIRTHPLACE/ORIOLES MUSEUM

Located at 216 Emory Street, the Babe Ruth Birthplace and Orioles Museum is just 6 blocks west of Baltimore's inner harbor, and just 2 blocks from the (proposed) Camden Yards Stadium Complex.

The museum was originally established in 1974 as an historic landmark and shrine to commemorate the birthplace of George Herman "Babe" Ruth. It was expanded in 1983 to become the official Baltimore Orioles Museum.

It is open daily to the public from 10 am to 5 pm, and is the country's second largest baseball museum with 26 exhibits on the Orioles, Babe Ruth, and the history of Maryland baseball.

To inquire about birthday parties, private receptions, memberships or group tours, call 301-727-1539.

THOMAS (TOM) EDWARD NIEDENFUER

Born: Aug. 13, 1959
Height: 6'5"; **Weight:** 227
Bats, R; Throws, R
Position: Pitcher

Birthplace/Residence: Born in St. Louis Park, MN . . . Resides in Beverly Hills, CA.

Contract Status: Signed thru '88.

Tenure: 6 years, 39 days.

Signed Originally with: Dodgers.



YEAR CLUB	W-L	ERA	G	GS	CG	SHO	SV	IP	H	R	ER	BB	SO
1981 San Antonio—1, 2	13-3	1.80	36	0	0	0	5	90	61	19	18	34	95
Los Angeles	3-1	3.81	17	0	0	0	2	26	25	11	11	6	12
1982 Albuquerque	2-0	0.00	4	0	0	0	1	10.2	6	0	0	2	15
Los Angeles	3-4	2.71	55	0	0	0	9	69.2	71	22	21	25	60
1983 Los Angeles	8-3	1.90	66	0	0	0	11	94.2	55	22	20	29	66
Los Angeles	2-5	2.47	33	0	0	0	11	47.1	39	14	13	23	45
1984 Los Angeles	7-9	2.71	64	0	0	0	19	106.1	86	32	32	24	102
1985 Los Angeles	6-6	3.71	60	0	0	0	11	80	86	35	33	29	55
1986 Los Angeles	1-0	2.76	15	0	0	0	1	16.1	13	5	5	9	10
1987 Los Angeles—3	3-5	4.99	45	0	0	0	13	52.1	55	32	29	22	37
Baltimore													
N.L. Totals	30-28	2.76	310	0	0	0	64	440.1	375	141	135	145	350
A.L. Totals	3-5	4.99	45	0	0	0	13	52.1	55	32	29	22	37
M.L. Totals	33-33	3.00	355	0	0	0	77	492.2	430	173	164	167	387

1—Selected by Los Angeles in 36th round of free agent draft, June 7, 1977.
 2—Signed as free agent by Los Angeles on August 14, 1980 by John Keenan, Guy Wellman and Rex Carr.
 3—Acquired by Orioles from Dodgers in deal for outfielder John Shelby and pitcher Brad Havens on May 23, 1987.

Division Series Record

YEAR CLUB	W-L	ERA	G	GS	CG	SHO	SV	IP	H	R	ER	BB	SO
1981 L.A. vs. Hou.	0-0	0.00	1	0	0	0	0	0.1	1	0	0	1	1

League Championship Series Record

YEAR CLUB	W-L	ERA	G	GS	CG	SHO	SV	IP	H	R	ER	BB	SO
1981 L.A. vs. Mtl.	0-0	0.00	1	0	0	0	0	0.1	2	0	0	0	0
1983 L.A. vs. Phil.	0-0	0.00	2	0	0	0	0	1	2.0	0	0	0	1
1985 L.A. vs. St.L.	0-2	6.35	3	0	0	0	0	1	5.2	5	4	4	2
L.C.S. Totals	0-2	4.50	6	0	0	0	0	2	8.0	7	4	4	3

World Series Record

YEAR CLUB	W-L	ERA	G	GS	CG	SHO	SV	IP	H	R	ER	BB	SO
1981 L.A. vs. N.Y.	0-0	0.00	2	0	0	0	0	0	5	3	2	0	1

Strikeout Highs: 7, twice, (the latest May 18, '85 at Phi.)
Walk Highs: 4, three times, (the latest May 13, '87 at Oak.)
Longest Outing: 5.2 innings, (Sep. 8, '83 vs. Cin. at L.A.)
Winning Streaks: 5, twice, (the latest May 7 thru June 10, '86).
Losing Streak: 4, (Aug. 30, '83 thru May 5, '84).
Pitches: Slider, fastball, forkball.

1987 SEASON SUMMARY

Led the Orioles with 13 saves, 10th in the A.L., after being acquired from the Dodgers on May 22 . . . Also topped the O's with 39 games finished, 9th in the league . . . His 4.99 era was more than 2 runs higher than his career mark prior to '87 (2.76).

Earned 11 saves (out of 13 save opportunities) after the All-Star break; only 4 others in the A.L. had more . . . Converted 2 of 7 save opportunities in the first half with the O's.

Struggled early as opponents scored on him in 11 of 19 first half appearances (ERA-5.81, IP-26.1, ER-17, 1-2, 2 svcs) . . . Tied his career high with 4 walks in his first appearance with O's, May 13 at Oakland.

Posted a 4.15 era (IP-26, ER-12, 2-3, 11 svcs) in 26 2nd half appearances . . . Started the 2nd half with 3 saves and a win in his first 4 appearances (IP-3, H-0, R-0) . . . In his last 18 outings of the season he posted a 3.00 era (IP-18, ER-6) with a win and 7 saves.

Never worked more than 2.2 innings all year . . . Was more effective in games he worked less than an inning . . . In such games was scored upon only 3 of 14 times (ERA-3.68, IP-7.1, ER-3) . . . In the 31 games in which he worked an inning or more, he was scored on 17 times (ERA-5.80, IP-45, ER-29).

Earned first A.L. win with 2 scoreless innings at Detroit on June 27, 4-2 over Frank Tanana . . . But the next day he allowed 3 consecutive 9th inning solo home runs (John Grubb, Matt Nokes and Bill Madlock) as Tigers overcame 7-4 deficit to eventually win 8-7 in 11 innings . . . On Sep. 28 at Detroit, he combined with John Habyan on a 5-hit shutout.

DODGERS: Earned a 3-2 win at home vs. Houston on Apr. 14 and a save at San Francisco on Apr. 22 . . . Was scored upon in only 3 of his 15 appearances.

RELIEF RATING SYSTEM: Amassed team-high 35 points in the "Miller-Brown" relief pitcher rating system. The system was initiated 6 years ago and, in essence, rewards relievers for saves (+2), wins (+2), and holds (+1) while penalizing them for losses (-2) and squanders (-1). In his 45 appearances, Niedenfuer had 13 saves (26 pts), 3 wins (6 pts), 27 holds (27 pts), 5 losses (-10) and 14 squanders (-14) for his total of 35 points.

MISCELLANEOUS: Allowed a career-high 12 home runs in '87 and has now yielded 23 the past 2 seasons . . . He had allowed only 19 in previous 5 seasons combined.

1987 AND MAJOR LEAGUE CAREER

LAST 5 YEARS: Is one of 5 major leaguers with at least 10 saves in each of the last 5 years ('83-'87): **Goose Gossage**, **Jesse Orosco**, **Lee Smith**, and **Jeff Reardon** . . . Tom has earned 66 saves during that span.

N.L. CAREER: Ranks 3rd on L.A.'s all-time save list (64) behind **Jim Brewer** and **Ron Perranoski** . . . Is 9th in appearances (310) . . . Led the Dodgers in saves twice: '84-11 and '85-19 and appearances twice: '83-66 and '85-64.

POST-SEASON: Has appeared in 9 post-season games (0-2, 2 svcs, ERA-2.70, IP-13.1, ER-4) . . . Lost the last 2 games of the '86 NLCS, the first pitcher to lose his team's last 2 post-season games since **Deacon Phillippe** for Pittsburgh in the first World Series in '03.

In game #5 at St. Louis, with the best of 7 series tied at 2-2, Niedenfuer allowed solo homer to **Ozzie Smith** in the bottom of the 9th inning, giving Cards 3-2 win . . . Then in game #6 at L.A., **Jack Clark's** 3-run homer with 2 out in the 9th inning gave St. Louis a 7-5 win and the N.L. flag . . . Niedenfuer saved game #1 of that series.

As a rookie in the '81 World Series, won by the Dodgers in 6 games over the Yankees, he worked 5 innings without allowing an earned run . . . Top effort came in game #1 when he worked 3 innings and allowed only one base runner in Dodgers' 5-3 loss.

PREVIOUS CAREER HIGHLIGHTS

1986: Was 6-4 with 10 saves and a 3.07 era (IP-73.1, ER-25) when placed on the disabled list on Aug. 19 with pulled right hamstring . . . Returned Sep. 3 and in 7 appearances was 0-2 with one save and a 10.79 mark (IP-6.2, ER-8).

On Aug. 2 he and **Alejandro Pena** combined on 1-hitter and **Tom** contributed a 2-run single off Cincinnati's **John Franco** for his first major league rbi.

1985: His career-high 19 saves were 7th in the N.L. and the most by a Dodger since **Terry Forster** had 22 in '78 . . . Had stretch of 19 straight shutout innings in 10 appearances, June 2-July 5.

1984: Was superb the first half, but elbow and shoulder injuries haunted him the 2nd half . . . Led the club in saves with 11, 10 of them in his first 23 appearances of the season, when he also had a 1-4 record and a 1.64 era.

Injured his shoulder on May 26 at N.Y. and didn't return until June 14 . . . Five days later he passed out in a Cincinnati hotel lobby due to a kidney stone . . . Returned on June 22 and earned 3 saves in his first 4 outings, but went on DL with sore right elbow on July 12.

TOM NIEDENFUER (Cont.)

Activated July 31, but made only 2 appearances before suffering strained medial collateral ligament in his right elbow at Cincinnati on Aug. 4 . . . Didn't pitch again until Sep. 11.

1983: Took over for troubled **Steve Howe** as the Dodgers' stopper . . . Was among the N.L. leaders with 66 appearances . . . Won his first 5 decisions before suffering first loss on Aug. 4 . . . Allowed just 11 earned runs in 70.2 innings for a 1.40 era from May 1-Sep. 1.

1982: After appearing in the '81 World Series, was one of the Dodgers' final cuts of spring training in '82 . . . Recalled from Albuquerque on Apr. 27 and combined with **Steve Howe** to form one of the most promising lefty-righty bullpen combinations.

In his first 9 appearances was 1-1 (0.82) with 5 saves . . . Went thru a mid-season slump, but after correcting a flaw in his delivery allowed one earned run in 19 appearances (31.1 innings) for a 0.29 era, Aug. 1-Sep. 17.

'80-'81, A QUICK RISE: Bypassed in the June '80 free agent draft, **Niedenfuier** signed with the Dodgers on Aug. 14 of that year . . . One year to the day after signing with the Dodgers, he made it to the big leagues and also contributed 5 innings in the '81 series.

Began his career in '81 at San Antonio of the Texas League, where he led the league in winning percentage (.813, 13-3) and was named to the league all-star team . . . During the major league players' strike, he impressed Dodgers' Manager **Tom Lasorda** and Vice President **Al Campanis** in a game against El Paso on June 10 when he fanned 7 consecutive batters.

When major league play resumed, the Dodgers purchased his contract on Aug. 14 after **Rick Sutcliffe** was placed on the disabled list . . . Two days later he earned his first major league win over Atlanta with 2 innings of one-hit ball.

AMATEUR BACKGROUND: Had 11-0 record his senior year at Redmond (WA) High School, where he was most valuable player and all-state his junior and senior seasons . . . Drafted in the 36th round by the Dodgers out of high school, but did not sign . . . Attended Washington State University for three years, earning all-Pacific 10 honors as a junior when he compiled a 7-3 record . . . Played with **Doug Sisk** at WSU, and was his roommate.

Played in the Alaska Summer League in '80, when his team qualified for the national tournament in Wichita, KS . . . Pitched well in 2 tournament games and later was signed by trio of Dodgers scouts—**John Keenan, Rex Carr, and Guy Wellman** . . . Was switched from starter to reliever by his Alaska League manager **Jim Frye**.

PERSONAL: Married singer-actress **Judy Landers** on November 7, '87 . . . Hosts a golf tournament in off-season in California for Special Olympics . . . This season will donate \$100 to Maryland Special Olympics for each save or win.

Though born in Minnesota, his family moved to Pennsylvania when he was 4. He lived in both Scranton and West Chester, before the family moved on to Seattle (Redmond) while Tom was in 3rd grade.

NIEDENFUER VS. N.L.

1987 SEASON					OPPONENT	LIFETIME				
W-L-S	ERA	IP	ER	G		W-L-S	ERA	IP	ER	G
—	—	—	—	—	Atlanta	2-1-10	2.17	45.2	11	34
0-0-0	0.00	2.0	0	2	Chicago	3-3-7	2.43	33.1	9	27
—	—	—	—	—	Cincinnati	6-4-5	3.43	50.2	20	39
1-0-0	9.00	3.0	3	3	Houston	2-1-6	2.87	37.2	12	29
0-0-0	5.39	1.2	1	1	Montreal	1-1-8	2.90	31.0	10	19
—	—	—	—	—	New York	2-3-5	2.60	34.2	10	23
—	—	—	—	—	Philadelphia	1-2-0	2.37	19.0	5	13
0-0-0	0.00	2.0	0	2	Pittsburgh	5-2-5	2.95	39.2	13	26
0-0-0	5.39	1.2	1	1	St. Louis	2-1-6	1.90	42.2	9	26
0-0-0	0.00	2.0	0	2	San Diego	0-2-2	2.45	40.1	11	26
0-0-1	0.00	4.0	0	4	San Francisco	6-8-9	3.43	65.2	25	48

See Niedenfuier "BY MONTH" on page 200.

JOSEPH (JOE) MICHAEL ORSULAK

Born: May 31, 1962
Height: 6'1"; **Weight:** 190
Bats, L; Throws, L
Position: Outfield

Birthplace/Residence: Was born in Glen Ridge, NJ . . . Grew up and resides in Parsippany, NJ.

Contract Status: Signed thru '88.

Tenure: 2 years, 150 days.

Signed Originally with: Pittsburgh.



YEAR CLUB	AVG.	G	AB	R	H	2B	3B	HR	RBI	BB	SO	SB	CS	HP
1981 Greenwood—1	.315	118	460	80	145	18	8	6	70	29	32	18	7	1
1982 Alexandria	.289	129	463	92	134	18	4	14	65	47	46	28	11	6
1983 Hawaii	.286	139	538	87	154	12	*13	10	58	48	41	38	8	5
Pittsburgh	.182	7	11	0	2	0	0	0	1	0	2	0	1	0
1984 Hawaii	.284	98	388	51	110	19	12	3	53	29	38	14	12	2
Pittsburgh	.254	32	67	12	17	1	2	0	3	1	7	3	1	1
1985 Pittsburgh	.300	121	397	54	119	14	6	0	21	26	27	24	11	1
1986 Pittsburgh	.249	138	401	60	100	19	6	2	19	28	38	24	11	1
1987 Vancouver	.231	39	146	20	33	6	1	1	12	17	21	2	4	2
M.L. Totals	.272	298	876	126	238	34	14	2	44	55	74	51	24	3

GWRBI: '86-1; Total: 1.

*Tied for League lead.

1—Selected by Pittsburgh Pirates in June '80 free agent draft (6th round).

2—Acquired by Orioles from Pittsburgh in deal for infielder Terry Crowley Jr. and Rico Rossy on 11/6/87.

Career Highs, Game: **Runs: 4,** (Apr. 13, '86 vs. Chi. at Pit.); **Hits-4, 8 times,** (the latest Aug. 24, '86 vs. Atl. at Pit.); **RBI-2, five times,** (the latest June 21, '86 at Mtl.); **SB-2, 6 times,** (the latest Aug. 24, '86 vs. Atl. at Pit.).

Hitting Streaks: 12, (Apr. 14 thru May 1, '85); **11,** (Sep. 12 thru 30, '84).

Grand Slams: None.

WINTER BALL: Played for Estrellas in the Dominican League. Led league in at bats and hits, tied for lead in walks (38) and was 2nd in runs (40).

1987 SEASON SUMMARY

Suffered stress fracture in his left foot in spring training (March 22) and began the season on the disabled list . . . Activated on May 4 and assigned to Vancouver . . . Played in 22 games before breaking the same foot again on June 1 . . . Returned in August and played in 17 more games at Vancouver.

NATIONAL LEAGUE CAREER

VS. N.L.: Has a .300+ lifetime average vs. 4 N.L. clubs: Chicago (.330, 109-36); San Francisco (.324, 68-22); St. Louis (.323, 99-32) and Montreal (.303, 99-30).

PIRATES, '85-'86: In '85, his .300 average (397-119) tied (with Minnesota's **Mark Salas**) as the top mark among major league rookies . . . Opened the season by hitting safely in 12 straight games (.356, 45-16), a career high . . . Finished the season as the Pirates' regular center fielder and hit safely in 20 of his last 25 games (.366, 101-37) . . . Had six 4-hit games . . . Of his 93 starts, batted leadoff 55 times and 2nd on 22 occasions . . . Was on DL with sore hip, May 25 thru June 9.

Made 91 starts in '86, shifting from center to right to accommodate rookie **Barry Bonds** . . . Has only 2 major league homers: Apr. 19 at Chicago off **Scott Sanderson** and July 9 at San Diego off **Lance McCullers**.

DEFENSE: Led Pirates outfielders in assists in '85 (10) and '86 (11) . . . Has 24 in 264 outfield games . . . Has played 131 games in CF; 92 games in RF and 56 in LF.

SPEED: Led the Pirates in stolen bases in '85 and was 2nd in '86 to **Barry Bonds**, with 24 each season . . . Has a stolen base success rate of .680 (51 of 75) . . . Had 24 infield hits in '85, including 14 bunt singles.

LIFETIME BY MONTH: Apr. (.287, 101-29, HR-1, RBI-10, G-35) . . . **May** (.201, 134-27, HR-0, RBI-5, G-45) . . . **June** (.303, 132-40, HR-0, RBI-8, G-43) . . . **July** (.280, 118-33, HR-1, RBI-3, G-42) . . . **Aug.** (.287, 157-45, HR-0, RBI-6, G-45) . . . **Sep.-Oct.** (.274, 234-64, HR-0, RBI-12, G-88).

JOE ORSULAK (Cont.)

PREVIOUS CAREER HIGHLIGHTS

1984: Was recalled by Pirates from Hawaii 3 times during course of season . . . Opened the year at Hawaii and was recalled Apr. 13 . . . Played in 12 games before being optioned back to Hawaii on May 13 . . . Recalled again on May 27, this time appearing in one game before being sent back on June 4 . . . Third recall came on Aug. 30 . . . Hit safely in 11 straight games (.400, 35-11), Sep. 12-30.

1983: Jumped from Alexandria (A) in '82 to Hawaii (AAA) in '83 . . . Led Hawaii in games (139), at bats (538), hits (154), total bases (222) and stolen bases (38) . . . Tied for PCL lead with 13 triples . . . Led PCL outfielders in putouts (341), total chances (367) and double plays (8), while tying for league lead in assists (18).

Made major league debut as a pinch hitter on Sep. 1 at Houston, striking out vs. **Nolan Ryan** . . . First 2 major league hits were singles at St. Louis off **Dave LaPoint** on Sep. 5.

1982: Named to Carolina League all-star team while leading Alexandria (VA) in games, runs and stolen bases.

1981: Finished 2nd in the South Atlantic League in batting (.315) . . . Led league's outfielders in fielding and was named to the all-star squad in first pro season.

AMATEUR: Graduate of Parsippany High School (NJ) where he was an all-state soccer goalie . . . Also played baseball and basketball.

PERSONAL: Single . . . Enjoys hunting and fishing.

23

OSWALD JOSE PERAZA

Born: Oct. 19, 1962
Height: 6'4"; **Weight:** 172
Bats, R; Throws, R

Position: Pitcher

Birthplace/Residence: Born and still lives in Puerto Cabello, Venezuela.

Contract Status: Signed thru '88.

Tenure: None.

Signed Originally with: Toronto.



YEAR CLUB	W-L	ERA	G	GS	CG	SHO	SV	IP	H	R	ER	BB	SO
1983 Bradenton BJays-1	0-1	5.93	3	3	0	0	0	14	16	16	9	11	11
1984 Florence	8-7	3.41	31	13	4	0	6	137	108	67	52	62	104
1985 Kinston	6-10	3.20	25	25	2	1	0	155	132	69	55	72	134
Knoxville	5-2	4.06	9	8	1	0	0	51	53	31	23	30	28
1986 Knoxville	7-4	4.19	26	16	0	0	2	107	101	58	50	54	80
Syracuse	0-0	11.57	2	0	0	0	0	2	3	3	3	4	2
1987 Knoxville-2	10-7	3.12	28	19	3	0	1	133	122	63	46	33	105

Pro Totals 36-31 3.58 124 84 10 1 9 599 535 307 238 266 464

1—Signed as an undrafted free agent (as a catcher) on Feb. 2, '81 (became a pitcher in '83).
2—Acquired by Baltimore from Toronto with pitcher Jose Mesa in deal for pitcher Mike Flanagan on Aug. 31, '87.

Pitches: Fastball, slider, change, forkball.

WINTER BALL: Led the Venezuelan League in era (1.16, IP—62, H—47, ER—8, BB—15, SO—42) and was tied for 3rd in the league in wins (6-1) while pitching this past winter for Lara.

1987: Finished 4th in the Southern League in era (3.12) while at Knoxville . . . Tied **Jose Mesa** for club lead with 10 wins . . . Averaged 2.23 walks per 9 innings.

In his last 12 games, all starts, beginning June 10, he was 7-3 (ERA—3.12, IP—78, ER—27) . . . In 9 starts, between June 10 and July 17, was 6-1 (ERA—1.84, IP—63.2, H—50, ER—13).

(Cont. on page 200.)

CALVIN (CAL) E. RIPKEN JR.

Born: Aug. 24, 1960
Height: 6'4"; **Weight:** 225
Bats, R; Throws, R

Position: Shortstop

Birthplace/Residence: Born in Havre de Grace, MD, but grew up in nearby Aberdeen . . . Now resides in Reisterstown, Baltimore County.

Contract Status: Signed one-year contract extending thru '88 on Nov. 10, '87.

Tenure: 6 years, 57 days.

Signed Originally with: Orioles.



YEAR CLUB	AVG.	G	AB	R	H	2B	3B	HR	RBI	BB	SO	SB	CS	HP
1978 Bluefield-1	.264	63	239	27	63	7	1	0	24	24	46	1	1	2
1979 Miami	.303	105	393	51	119	*28	1	5	54	31	64	4	3	1
Charlotte	.180	17	61	6	11	0	1	3	8	3	13	1	0	0
1980 Charlotte	.276	*144	522	91	144	28	5	25	78	77	81	4	2	3
1981 Rochester	.288	114	437	74	126	31	4	23	75	66	85	0	2	2
Baltimore	.128	23	39	1	5	0	0	0	0	1	8	0	0	0
1982 Baltimore	.264	160	598	90	158	32	5	28	93	46	95	3	3	3
1983 Baltimore	.318	*162	*663	*121	*211	*47	2	27	102	58	97	0	4	0
1984 Baltimore	.304	*162	641	103	195	37	7	27	86	71	89	2	1	2
1985 Baltimore	.282	161	642	116	181	32	5	26	110	67	68	2	3	1
1986 Baltimore	.282	162	627	98	177	35	1	25	81	70	60	4	2	4
1987 Baltimore	.252	162	624	97	157	28	3	27	98	81	77	3	5	1

M.L. Totals .283 992 3834 626 1084 211 23 160 570 394 494 14 18 11

GWRBI: '81-0; '82-11; '83-17; '84-11; '85-15; '86-15; '87-8. Total: 77.

*Led League *Tied for league lead
1—Selected by Orioles organization in June '78 free agent draft (2nd round, Baltimore's 4th selection, regular phase) . . . Signed by Dick Bowie on 6/13/78.

League Championship Series Record

YEAR CLUB	AVG.	G	AB	R	H	2B	3B	HR	RBI	BB	SO	SB	CS	HP
1983 Bal. vs. Chi.	.400	4	15	5	6	2	0	0	1	2	3	0	0	1

World Series Record

YEAR CLUB	AVG.	G	AB	R	H	2B	3B	HR	RBI	BB	SO	SB	CS	HP
1983 Bal. vs. Phi.	.167	5	18	2	3	0	0	0	1	3	4	0	0	0

All-Star Game Record

YEAR CLUB	AVG.	G	AB	R	H	2B	3B	HR	RBI	BB	SO	SB	CS	HP
1983 A.L. at Chi.	.000	1	0	0	0	0	0	0	0	1	0	0	0	0
1984 A.L. at S.F.	.000	1	3	0	0	0	0	0	0	0	0	0	0	0
1985 A.L. at Min.	.333	1	3	0	1	0	0	0	0	0	0	0	0	0
1986 A.L. at Hou.	.000	1	4	0	0	0	0	0	0	0	2	0	0	0
1987 A.L. at Oak.	.500	1	2	0	1	0	0	0	0	0	0	0	0	0

All-Star Totals .167 5 12 0 2 0 0 0 0 0 1 2 0 0 0 0

Career Highs, Game: **Runs—3, 17 times** (latest Aug. 12, '87 vs. Cle. at Bal.);

Hits—5, 3 times, all on road (8/22/82 at Tex, 9/3/83 at Min, 5/5/85 at Min); **4, 10 times** (latest July 7, '86 at K.C.); **HR—2, 7 times** (latest Sep. 16, '85 at Det.); **RBI—6** (Sep. 2, '85 vs. Oak. at Bal.); **5** (June 15, '83 at Mil.).

Hitting Streaks: 17, twice (Aug. 23 thru Sep. 10², '85 and June 5 thru 21, '86).

Grand Slams: 2 (see page 28).

FAMILY: For full particulars, see **Cal Senior's** biography on page 105.

STREAKS: Has extended his consecutive games streak to 927, 6th longest in baseball history . . . His consecutive innings streak was snapped at 8,243 on Sep. 14, '87 at Toronto . . . It is believed to be the longest ever . . . See details below under "Ironman."

TALLEST: Is tallest ever to play shortstop regularly in the majors. **Ray Busse** (Houston, '71-'74), **Enos Cabell** and **Jamie Quirk** are among 7 others, also 6'4", who have played some shortstop. The tallest of all time was **Parson "Beacon" Nicholson**, at 6'6", but he played only 10 games at short for the "Pesky Nats" in 1895 when they were in the National League.

CAL RIPKEN JR. (Cont.)

1987 SEASON SUMMARY

Led O's in rbi (98) for first time. In fact, he was first O's rbi pacesetter, other than **Eddie Murray**, since **Ken Singleton** in '79 . . . Led club with 40 tying/lead runs driven in (tied **Murray** with 56 "key rbi" including tie, lead, -1 and +2).

Drew a career high 81 walks . . . Hit .297 (149-44) with men in scoring position (see "Clutch Hitting" below).

Led A.L. shortstops in assists (480) for the 4th time in the last 5 years (see "Fielding" below) . . . Became 1st A.L. shortstop to start 4 straight All-Star games (see "All-Star" below) . . . Was 3rd in O's MVP balloting behind **Larry Sheets** and **Eddie Murray**.

Was hitting .326 (144-47) thru May 16, with 8 homers and 34 rbi in 36 games. The rest of the way, hit only .229 (480-110) with 16 homers and 64 rbi in 126 games . . . After intermission, his average high was .274 (Jul. 21), and his low .248 (Sep. 28-29).

Was leading majors in rbi with 30 thru 26 games (May 6) . . . During 6-game stretch from Apr. 29 thru May 6, he went 9-for-25 (.360) and all 9 hits were for extra bases (2b-4, 3b-1, hr-4).

After leading major league shortstops in homers, rbi, runs and slugging in each of the 4 previous seasons, finished 2nd in all 4 categories to the Tigers' **Alan Trammell** (HR-28, RBI-105, R-109, SLG-.551).

Registered career lows in average (.252), hits (157) and doubles (28). His hits total has declined progressively each year since he set club mark of 211 in '83, a total decline of 54 safeties over that 4 years span.

Was **ejected** from a game for the **first time** on Sep. 25 at home vs. the Yankees by **Tim Welke** in the first inning on a balls & strikes call (see Cal Sr.'s bio for more on that subject).

1987 AND MAJOR LEAGUE CAREER HIGHLIGHTS

SIX YEAR MILESTONES: Is only the 2nd major league shortstop to hit 20 or more home runs for 6 straight seasons . . . **Ernie Banks** did it 7 in a row from '55 thru '61 . . . One of 3 current actives with 25+ home runs in each of 6 straight seasons along with **Mike Schmidt** (9 straight) and **Dale Murphy** (6 in a row).

Has 394 extra-base hits in past 6 seasons, tops in the A.L. and 2nd in the majors behind **Murphy's** 409 . . . With 211 doubles, he is runner-up in the majors to **Wade Boggs** (218).

Scored 97 runs in '87, and has now scored 625 runs (average 104) over the past 6 seasons. He's one of 5 who has averaged 100+ runs in that period, beginning '82 (**Rickey Henderson**—691 (115), **Dale Murphy**—660 (110), **Tim Lincecum**—658 (110), **Dwight Evans**—622 (104)).

His 160 homers from '82 thru '87 rank 9th in majors behind: **Schmidt** (216), **Murphy** (218), **Dwight Evans** (175), **Murray** (172), **Darrell Evans** (165), **Dave Winfield** (165), **Andre Dawson** (164), **Tom Brunansky** (162).

Bounced into 19 double plays, boosting his 6-year total to 126, average 21 per season . . . He holds the club record for one season (32), set in '85, but **Brooks Robinson** has a lock on the O's career mark (297).

TOP TEN: Has played 955 games at short, 2nd in the O's record book to **Mark Belanger's** 1897 (**Luis Aparicio** is 3rd at 713).

Is also a ranking member in the following categories: **Runs**—626 (8th), **Hits**—1084 (8th), **Doubles**—211 (7th), **Triples**—23 (7th tie with **Murray**), **Home Runs**—160 (6th), **Total Bases**—1821 (7th), **RBI**—570 (5th), **Extra-Base Hits**—394 (6th), **GWRBI**—78 (6th).

IRONMAN

CONSECUTIVE GAMES: His 927 consecutive games played represent the 6th longest all-time streak. It began May 30, '82, the day after **Floyd Rayford** had subbed for him at 3rd base in the nightcap of a doubleheader at Baltimore vs. the Blue Jays.

It's been the longest streak in the majors since **Dale Murphy's** 740-game skein ended on July 9, '86.

Previously the 3 longest streaks in O's history were by **Brooks Robinson** (463), **Eddie Murray** (444), and **Billy Gardner** (361) . . . Orioles who have played every game in at least one season: **Brooks**—4 times, **Murray**—3 times, **Gardner** and **Bobby Grich**, once each.

TOP 10 CONSECUTIVE GAME STREAKS ALL TIME

1.—2,130 . . . Lou Gehrig	6.—927 . . . Cal Ripken
2.—1,307 . . . Everett Scott	7.—895 . . . Stan Musial
3.—1,207 . . . Steve Garvey	8.—829 . . . Eddie Yost
4.—1,117 . . . Billy Williams	9.—822 . . . Gus Suhr
5.—1,103 . . . Joe Sewell	10.—798 . . . Nellie Fox

CONSECUTIVE INNINGS: His string of 8,243 straight innings, believed to be the longest of its kind in major league history, ended Sep. 14, '87 at Toronto when he did not take the field for the bottom of the 8th (**Ron Washington** replaced him at shortstop). That was the game in which the Jays hit a major league record 10 homers enroute to an 18-3 win.

He later missed 8 innings more, on Sep. 25, when **Tim Welke** ejected him in the bottom of the 1st inning of a game vs. the Yankees.

The streak began June 5, '82 at Minnesota (6 days and 5 games after start of his consecutive games string) . . . The day before, June 4, **Jim Dwyer** had pinch-hit for him in the 9th, also at Minny. The 82 post-season innings he played in '83 are **NOT** included in the figures above.

At the time both the games and innings streaks began, he was playing 3rd base. He moved to shortstop July 1, '82. Thus, since that transition, he has missed only 9 innings defensively at shortstop.

Noted baseball researcher **L. Robert Davids** has determined that Cal has long since erased the existing record for consecutive innings. The previous leaders were a couple of Red Sox who played in Boston in the early 1900s, **Buck Freeman** and **Candy LaChance** . . . The Carmines' distinguished road secretary, **Jack Rogers**, remembers them well as a couple of guys who lived in South Boston and loved their beer. **Jack** recalls that they always greeted each other by saying, "Hi, neighbor, have a 'gansett."

Freeman, a 1st baseman, played every inning over some 534 games (7/28/01-6/5/05) and outfielder **LaChance** played in every inning over a period of 424 games (5/23/02-4/28/05).

Rip, whose inning streak ran for 5½ seasons, was the first to have played every inning for at least 2 years since **Rudy York** in '40-'41 . . . In addition to Cal, **LaChance**, and **Freeman**, only one other major leaguer has played every inning for at least 3 seasons (not consecutive). That was **Mickey Vernon** in '42, '47 & '53 with the Pesky Nats. The only other Oriole to play every inning in one season was **Eddie Murray** in '84 (including 3 games as dh).

RIPKEN BY MONTH

1987 SEASON				LIFETIME				
AVG.	AB-H	HR	RBI	MONTH	AVG.	AB-H	HR	RBI
.341	82-28	6	23	APR.	.279	459-128	22	82
.250	116-29	7	18	MAY	.274	623-171	28	98
.270	111-30	4	12	JUNE	.283	629-178	20	83
.216	97-21	2	15	JULY	.308	634-195	30	108
.209	110-23	4	15	AUG.	.266	729-194	26	93
.287	108-26	4	15	SEP.-OCT.	.287	760-218	34	106

Cal's monthly highs include: 8 home runs (Sep.-Oct. '85 & Apr. '84) . . . 23 rbi, Sep.-Oct. '85 . . . and .365 average (133-55) in Sep.-Oct. '83.

FIELDING

In '87, he led the American League in assists for the 4th time in the last 5 years. He was 2nd in both total chances (740) and double plays (103) to the White Sox' **Ozzie Guillen** (760 & 105) . . . Cal has also led the league in putouts twice, total chances twice and double plays 3 times. He finished 2nd in percentage by .001 in fielding percentage (.982 to .983) to Toronto's **Tony Fernandez** in '86.

Since taking over at shortstop for the O's on July 1, '82, he has missed only 9 innings defensively.

CAL RIPKEN JR. (Cont.)

CAL RIPKEN AT SHORTSTOP BY-YEAR

YR	PCT.	G	PO	A	E	TC	DP
1981	.946	12	11	24	2	37	5
1982	.972	94	155	289	13	457	47
1983	.970	162	272	534*	25	831*	113*
1984	.971	162	297*	583†	26	906*	122*
1985	.967	161	286*	474	26	786	123*
1986	.982	162	240	482*	13	735	105
1987	.973	162	240	480*	20	740	103

* Led A.L. † A.L. Record

ASSISTS RECORD: In '84 he established an A.L. record with 583 assists, breaking **Roy Smalley's** '79 mark of 572. That year, he also led major league shortstops in assists as well as in total chances (906).

TOTAL CHANCES: His 880 successful total chances in '84 (excluding errors) were the most by an A.L. shortstop since the Twins' **Leo Cardenas** handled the same number in '69. The only major league shortstop to have handled more net chances in one season since World War II was the Cardinals' **Ozzie Smith** (909 in '80). The major league record is 984 by the Giants' **Dave Bancroft** ('22).

He led league in net chances in both '83 & '84, and was edged by one chance in '85 (by **Tony Fernandez**, Toronto) . . . Finished 3rd in '86 and 2nd last year.

3RD BASE: Played both 3rd and short after first coming up in August '81, but started '82 as O's regular 3rd baseman . . . In 77 games at 3rd ('81-6, '82-71), has a .970 percentage (TC-232, E-7).

Played there the last time July 8, '82 at Seattle after starting game at shortstop . . . Started last time at 3rd on June 30, '82 in Baltimore vs. Cleveland.

ERRORLESS GAMES: Had a string of 37 straight errorless games at short in '87 (6/28 thru 8/9), and a 44-game errorless string at 3rd base in '82 (4/24 thru 6/14).

BATTING MISCELLANY

THE CYCLE: He and **Brooks Robinson** are the only Orioles ever to hit for the cycle in the club's 34 Balmer seasons. Rip did it in Texas on May 6, '84. Homered off **Dave Tobik** on final at bat to complete the job . . . Went 4-for-5 with 2 rbi . . . **Brooks** cycled at Chicago on July 15, '80.

IN THE CLUTCH: Hit .297 (149-44) with runners in scoring position in '87 and now has a .289 (931-269) lifetime average in that category . . . Ranks 17th on the career gwrb list with 77 despite the fact that his career didn't start in earnest until '82 and the rule went into effect in '80 . . . Everyone in front of him on the gwrb list has been playing regularly at least as far back as '80.

Has led O's in tying/go ahead rbi in each of last 2 years ('86-33, '87-40).

HOME RUNS: Has been amazingly consistent in annual home run production . . . His totals in 6 full years, starting '82 are: 28, 27, 27, 26, 25, 27 . . . See "Individual Batting, '87 & lifetime" on page 75 . . . See also "O's Lifetime Home Runs in Each Park," page 77.

VS. OPPONENTS: His .340 career average vs. Twins (282-96) is best vs. against one opponent . . . His .378 (148-56) lifetime average at the Metrodome is his best in one ballpark.

Other highs—Home Runs: 19 vs. Chicago . . . RBI: 57 vs. Milwaukee and 55 against Chicago . . . See page 75 for more details . . . See also "O's vs. Opponents" for notes on Cal's performances vs. each A.L. club.

ARTIFICIAL SURFACE: Has .310 lifetime average on A.L. artificial surfaces (600-186).

JAPAN TRIPS: He has a .353 average (68-24) in 2 trips to Japan. No wonder the Taiyo Whales (Yokohama, Central League) and, reportedly, 2 other Japanese teams, displayed interest in signing him last winter.

Made his 2nd trip to Japan in fall of '86 with a U.S. Major League All-Star Team that went 6-1 against an assortment of all-stars from Japan's Central and Pacific leagues . . . **Cal** led the team in hitting (.500, 14-7, 2bh-2, hr-2, rbi-6) while splitting shortstop duties with the Cardinals' **Ozzie Smith**.

176

Pirates' catcher **Tony Pena** was elected MVP after catching all but 6 innings on the tour (the only other catcher was **Rich Gedman** who was injured early on the trip). Blue Jays outfielder **Jesse Barfield** led the Americans with 4 homers and 9 rbi while batting .450 (20-9).

Cal accompanied the Orioles on a 14-game trip in '84 and batted .315 (54-17) with 4 homers and 9 rbi as the O's went 8-5-1.

MAJOR HONORS AND AWARDS

ALL-STAR GAMES: Has been elected to A.L.'s starting lineup for 4 straight years, a record for junior circuit shortstops . . . Only others at that position to have earned more starting nods are a couple of Cardinals: **Marty Marion** (5, '43-'47) and **Ozzie Smith** (5, '83-'87).

The only other Oriole with 4 consecutive starting assignments in All-Star competition was **Brooks Robinson** ('71 thru '74) . . . Last year, Cal's vote total (1,511,103) ranked 2nd in the A.L. behind **Wade Boggs'** 1,529,819 and 5th in majors (**Ozzie Smith**—2,254,409, **Mike Schmidt**—1,818,905, **Eric Davis**—1,810,391 were 1-2-3 in N.L.).

Cal received more votes than any other American League player in both '85 (1,398,901) and '86 (1,486,806), beating out runner-up **George Brett** each year. In '86, he was 2nd in the majors behind the Mets' **Darryl Strawberry** (1,619,511).

He was 3rd in '84 behind #1 **Brett** and #2 **Lance Parrish**, but beat out **Alan Trammell** for the starting nod at short. Cal made his All-Star debut in '83 as a defensive replacement for **Robin Yount** after being appointed to the squad.

He's 2-for-12 in 5 games . . . His first hit was a single off **Nolan Ryan** at Minnesota in '85 . . . His 2nd was also a single, off the Cubs' **Rick Sutcliffe** last year in Oakland.

MOST VALUABLE PLAYER, '83: Rip shaded teammate **Eddie Murray**, 322 to 290 as O's finished 1-2 in balloting . . . That wasn't unprecedented for the O's, however. In '66, **Frank Brooks** and **Boog** were 1-2-3 (and **Luis Aparicio** was 9th).

Cal & **Eddie** were the only players listed on every '83 ballot. Cal's vote: 1st-15, 2nd-9, 3rd-3, 4th-1 (system: 1st place-14 points, 2nd-9 points, 3rd-8, 4th-7, etc.).

Became first to win "Rookie" and MVP honors in back-to-back years. **Fred Lynn**, of course, had gone him one better in '75 by capturing both awards in the same year.

"ROOKIE OF THE YEAR": In '82 he registered 132 points (5-3-1 system) to beat out Twins' **Kent Hrbek** (90 points), the only other player named on all ballots. **Wade Boggs** was 3rd (10½ points). Rip polled 24 1sts and 4 2nds while Hrbek received 4 1sts, 23 2nds and a 3rd.

He was the 5th Oriole to win BBWAA "Rookie" honors: **Ron Hansen** ('60), **Curt Blefary** ('63), **Al Bumbry** ('73) and **Eddie Murray** ('77).

"PLAYER OF THE YEAR": Chosen Major League "Player of the Year" in '83 by The Sporting News, and A.L. "Player of the Year" by both TSN and Baseball America.

"MOST VALUABLE ORIOLE": Was co-winner of MVO award with **Eddie Murray** in '83, has finished 2nd twice ('85, '86) and 3rd three times ('82, '84, '87) in 6 full seasons. Last year he finished behind **Sheets & Murray**.

Was runner-up to **Murray** in '85 and to **Don Aase** in '86 . . . Was out-pollied by **Murray** and **Jim Palmer** in '82, and by **Murray** and **Mike Boddicker** in '84.

OTHERS: Picked as shortstop on A.P. Major League All-Star, TSN A.L. All-Star and TSN/Hillerich & Bradsby "Silver Slugger" teams (to outstanding offensive players at each defensive position) each of 4 straight years ('83 thru '86).

PREVIOUS HIGHLIGHTS BY YEAR

1986 SEASON: Led major league shortstops for 4th straight year in homers (25), rbi (81), runs (98) and slugging (.461) . . . Was 2nd in fielding pct. to Jays' **Tony Fernandez** (.982 to .983) . . . Tied for league lead with Yankees' **Don Mattingly** in gwrb (15).

177

CAL RIPKEN JR. (Cont.)

Was first other than **Murray** to lead club in homers since **Ken Singleton** in '79 (**Eddie** had led 6 straight years) . . . Was 2nd in MVO vote to **Murray**. . . Led club in runs, hits, doubles, homers, total bases (289) and in tying & go-ahead rbi (33) . . . Led U.S. All-Star team in hitting (.500, 14-7) on 7-game tour of Japan in the fall.

1985 SEASON: Set career high in rbi (110) . . . Was 2nd to **Rickey Henderson** (146) in A.L. in runs . . . Scored over 100 runs for 3rd straight year . . . Was 1st or 2nd among O's in 12 different offensive categories.

Hit .282 overall, but batted .321 (165-53) with men in scoring position. Tied **Eddie Murray** for club lead in gwrbi (15). Set club record with 32 gidp's, eclipsing **Brooks Robinson's** '60 total (29). Led A.L. shortstops in putouts and double plays.

1984 SEASON: Batted over .300 for 2nd straight year (.304) . . . Set A.L. record in assists (583) . . . Went as long as 3 games without a hit only once . . . Led O's regulars with men in scoring position (.311, 148-55) . . . Batted .355 (242-86) over 60 games from June 27 thru Sep. 1.

Hit .372 (258-96) with 16 homers and 41 rbi over 63 games from Sep. 1, '83 thru May 9, '84 . . . Led major league shortstops in chances with 908 and net chances (880), most in A.L. since **Chico Cardenas** in '69.

1983 SEASON: Was A.L. MVP and TSN "Player of the Year" and shared MVO laurels with **Eddie Murray**. Played on A.L.'s first winning All-Star team since '71 and also played on winning team in both ALCS & World Series.

Led majors in hits (211) and doubles (47); led A.L. in runs (121) and extra-base hits (76, 2nd to Expos' **Andre Dawson**—78) . . . Was 2nd in majors in total bases to Boston's **Jim Rice** (343 to 344).

Led A.L. shortstops in assists, chances and double plays. His .318 average was 3rd in club history behind **Ken Singleton's** .328 in '77 and **Bob Nieman's** .322 in '56.

Stretch Run: During 44 games from Aug. 13 thru Sep. 25, a period in which the O's went 34-10 to win the eastern division championship, Rip hit .391 (192-75) with 14 doubles, 9 homers, 30 rbi and 40 runs scored.

ALCS/WS: Batted a combined .273 (33-9) in 9 post-season games . . . Drove in O's only run in 9th inning ALCS game #1, won by **LaMarr Hoyt**, 2-1. Made final putout of WS when he caught **Garry Maddox'** line drive in bottom of 9th of game #5.

1982 SEASON: Led all major league rookies in doubles (32), homers (28), rbi (93), total bases (284), gwrbi (11, tie with **Von Hayes**), games (160), at bats (598) and runs (90).

Missed only 3 games all year, none after May 29 (the day his games streak started) . . . Played 44 straight errorless games at 3rd base from Apr. 24 thru June 14 . . . Registered his first big league stolen base the hard way, stealing home on the front end of a double steal with **Lenn Sakata** of Rangers' **Jon Matlack** on May 31 at Baltimore.

Slow Start: After a glittering opening day on which he went 3-for-5 with his 1st big league double, homer (off KC's **Dennis Leonard**) and rbi, Rip plunged into deep slump (55-4). He was batting only .117 (60-7) on May 1 after 18 games on the year . . . And over 2 seasons, he was hitting just .121 lifetime (99-12) in 41 major league games.

Start of Something Big: The next day, May 2, he picked up a pair of scratch hits and was beamed by fellow rookie, **Mike Moore**, but missed only one game. His comeback began in earnest May 6 . . . He hit .281 (538-151) from May 2 to the end of the season.

1981 SEASON: Recalled from Rochester Aug. 8 right after the major league player strike was settled . . . Made big league debut as pinch-runner Aug. 10 for **Ken Singleton** in Baltimore against the Royals . . . Singled off Chicago's **Dennis Lamp** Aug. 16 for first hit . . . Played in 12 games at short (9 starts) and 6 at 3rd . . . Did not bat and played in only 2 games after Sep. 11.

Rochester: Despite his early recall from Rochester, he was voted International League's "Rookie of Year" and was named 3rd baseman on all-league team . . . In survey of I.L.'s managers and coaches, Rip was picked as top major league prospect in league (**Von Hayes** was 2nd).

Played in 85 games at 3rd for Red Wings and 35 at shortstop (primarily when **Bob Bonner** was injured).

Winter Ball: Led Puerto Rican League in rbi (49) after '81 season and was MVP at Caguas while playing for Manager **Ray Miller**.

MINORS, '78-'80: Southern League's all-star 3rd baseman in '80 and tied for league lead in games played (144) . . . One of 2 Charlotte players that year to break club's home run record. Rip had 25 and Drungo Hazewood had 28 . . . Cal had homered only 8 times in his 2 previous pro seasons combined.

Also led S.L. 3rd basemen in fielding (.933, E-28, TC-415) . . . Helped Caguas win Puerto Rican title that winter.

Chosen as shortstop on Topps' Class A all-star team, though he played more games at 3rd (58) than shortstop (52) . . . Led Florida State League in doubles (28).

Signed by the late **Dick Bowie** in '78 and played mostly shortstop that season at Bluefield . . . Played in Florida Instructional League after both '78 and '79 seasons.

AMATEUR BACKGROUND: Pitched and played short at Aberdeen (MD) High (graduated '78). Was 7-2 with an 0.70 era as a senior with 100 strikeouts in 60 innings while winning Harford County bat title at .492 with 29 rbi in 20 games. Pitched 2-hitter and fanned 17 to win '78 Maryland Class A baseball championship.

Was voted American Amateur Baseball Congress (AABC) "Graduate of the Year" in '86, an honor won previously by **Eddie Murray** ('84) and many other prominent major leaguers.

Also earned 2 letters in soccer . . . Was team captain and both an all-county and all-metro selection . . . Played Little League, Babe Ruth and Mickey Mantle League baseball . . . Led Putty Hill, Md. team to Mickey Mantle World Series in Sherman, Texas (lost in a best-of-3 competition).

COMMUNITY: Supports the community actively and in a variety of ways . . . Is an active member of the "Homerun Match Program", initiated by the Phillies' **Mike Schmidt** . . . Every time Cal hits a home run, a number of participating companies including Equitable Bank and Baltimore Gas & Electric contribute \$100 to combat youth human service problems (e.g. drug/alcohol abuse, teen pregnancy) offered by United Way-supported agencies.

He contributes 25 tickets for every Orioles home game to the "Because We Care" Program (**Eddie Murray** does too). This year he will serve as honorary chairman of the Easter Seals Volleyball Tournament.

Has also made significant contributions to: the Harford Center, a day-care facility for retarded citizens; the Harford County Humane Society, and to the School for the Performing Arts in Baltimore.

In prior years, has served as honorary chairman of the American Lung Association's anti-smoking campaign, of the Easter Seals and March of Dimes campaigns as well as for the United Way Softball Marathon.

He has been the regional spokesman for the Middle Atlantic Milk Marketing Association, and has also worked on behalf of Project Survival, the Baltimore Symphony, and the Johns Hopkins Hospital's Children's Center.

PERSONAL: Plays for the Orioles' basketball team during the off-season. Cal and the former **Kelly Geer** were married last November 13 . . . They honeymooned in England and Italy . . . **Kelly**, from Cockeysville, Md. and Dulaney High School, is a University of Maryland graduate . . . **Cal Senior** was best man, brothers **Bill** and **Fred** were ushers, and sister, **Ellen**, was a bridesmaid to Kelly.

O'S HAVE USED 30 THIRD BASEMEN SINCE BROOKS

Since **Brooks Robinson** retired in '77, the Orioles have used 30 different players at 3rd base. Alphabetically, they are: Juan Beniquez, Juan Bonilla, Fritz Connally, Todd Cruz, Rich Dauer, Doug DeCinces, Tom Dodd, Kiko Garcia, Reng Gonzales, Dan Graham, Wayne Gross, Glenn Gulliver, Jackie Gutierrez, Leo Hernandez, Rex Hudler, Ron Jackson, Ricky Jones, Ray Knight, Wayne Krenchicki, John Lowenstein, Eddie Murray, Tom O'Malley, Kelly Paris, Floyd Rayford, Cal Ripken Jr., Aurelio Rodriguez, Gary Roenicke, Larry Sheets, Pete Stanicek and Ron Washington.

A total of 75 have played the "hot corner" for the O's during their 34 Baltimore seasons. Brooks appeared in a major league record 2,871 games there, but only 3 other Orioles have played 200 games at 3rd base for the Orioles: **Doug DeCinces** (792), **Rich Dauer** (242), and **Floyd Rayford** (204) . . . Since **DeCinces** was traded to California prior to the '82 season, 24 Orioles have seen duty at that position.

WILLIAM (BILL) OLIVER RIPKEN


Born: Dec. 16, 1964
Height: 6'1"; **Weight:** 178
Bats, R; **Throws,** R
Position: Second base

Birthplace/Residence: Born in Havre de Grace, MD... Grew up in Aberdeen, MD... Now lives in Baltimore area (Cockeysville).

Contract Status: Signed thru '88.

Tenure: 86 days.

Signed Originally with: Orioles.



YEAR CLUB	AVG.	G	AB	R	H	2B	3B	HR	RBI	BB	SO	SB	CS	HP
1982 Bluefield—1	.244	27	45	8	11	1	0	0	4	8	6	0	0	0
1983 Bluefield	.217	48	152	24	33	6	0	0	13	12	13	7	2	1
1984 Hagerstown	.230	115	409	48	94	15	3	2	40	36	64	3	5	4
1985 Charlotte	.137	18	51	2	7	1	0	0	3	6	4	0	0	0
Daytona Beach	.230	67	222	23	51	11	0	0	18	22	24	7	4	0
Hagerstown	.255	14	47	9	12	0	1	0	0	1	2	0	2	2
1986 Charlotte	.268	141	530	58	142	20	3	5	62	24	47	9	4	1
1987 Rochester	.286	74	238	32	68	15	0	0	11	21	24	7	2	0
Baltimore	.308	58	234	27	72	9	0	2	20	21	23	4	1	0

Pro Totals .254 562 1928 231 490 78 7 9 171 151 207 37 20 8

1—Selected by Orioles organization in June '82 free agent draft (11th round).

Career Highs: **Runs-2, 5 times** (all in '87); **Hits-3, 8 times** (all in '87); **HR-1, twice** (latest Aug. 22, '87 at Sea.); **RBI-5** (Aug. 22, '87 at Sea.).

Hitting Streak: 9 (Jul. 16 thru Jul. 24, '87).

Grand Slams: None.

Family: For full particulars, see **Cal Senior's** biography on page 105.

1987 SEASON SUMMARY

MAJOR LEAGUE DEBUT: Called up July 11 (**Rick Burleson** released to accommodate him on roster)... Made his debut that day and O's lost while he went 0-for-3 with a walk vs. Twins. However, Birds then won next 11 straight with him as starting 2nd baseman.

Played 58 straight games from July 11 to Sep. 15, when his season ended at Toronto after he tore lateral ligament in right ankle while fielding ground ball behind 2nd base (caught spikes in artificial turf) in 1st inning. This happened the day after **Cal Junior's** consecutive-inning string ended during the 18-3 rout by the Blue Jays, who hit a major league record 10 homers.

Until the day of his injury, O's went 28-29, .491 with Bill in starting lineup (excluding his final game because he was hurt in 1st inning). Without him, they were 39-66, .371... From the All-Star break to Sep. 15, he ranked 3rd in the league in hits (72, tied with **Robin Yount**) behind **Paul Molitor** (89) and **Kevin Seitzer** (79).

Reached a high of .323 (127-41) on Aug. 14... From Aug. 6 thru Sep. 15, a span of nearly 6 weeks, his average remained over .300 for all but 2 days. Hit safely in 44 of 58 games, and batted .330 (212-70) in 51 games from the All-Star break thru Sep. 9... After his first 2 games, when he hit 7th and 9th, he batted exclusively in the #2 position.

Registered his first big league hit in his 3rd game after going 0-for-6... It was a double high off left field fence at K.C., first time up on July 16 off **Charlie Leibrandt**. The drive missed being a home run by about a foot.

Hit his first home run 3 days later, also at K.C., on July 19 with 2 aboard off **Bud Black**. It was not only his first big league homer, it was his first of the year anywhere. He had not homered in 74 games at Rochester.

His 2nd (and last homer) was also a 3-run shot, on Aug. 22 at Seattle off **Scott Bankhead**. That day he went 3-for-3, had a double and sac fly as well as a homer, walked once and drove in 5 runs.

180

MAJOR LEAGUE FIELDING: Did an outstanding job at 2nd base... Committed only 3 errors in 298 chances (.990 pct.)... Did not make his first error until his 26th game (Aug. 10). That was probably his most impressive game defensively. Despite the error (which was a tough one), he handled 15 chances that night and had been credited with 115 chances at the time the error was charged. The night he made his 2nd error, Sep. 7, Bill handled 12 other chances flawlessly.

That first boot was unique... The Indians' **Tommy Hinzo's** sac bunt was literally kicked toward 1st base by **Mark Williamson** as **Brett Butler** went to 2nd. Bill picked up the ball on the run and tried to tag **Hinzo** before he reached first, but they collided (**Hinzo's** body and Bill's head) and the ball was jarred loose. An error had to be charged to account for **Butler** advancing from 2nd to 3rd after the ball came out of Bill's glove. He was stunned by the collision, but remained in the game.

Participated in 53 double plays, 38 of them in collaboration with his brother, **Cal**.

MINORS/ROCHESTER: Beginning with Hagerstown where he hit .255 in '85, his average has improved every time he moved up in classification: Charlotte '86—.268, Rochester '87—.286, Baltimore '87—.309... Batted .240 (1456-350) in 4 minor league seasons prior to '87.

Just before he was called up, he went 6-for-6 in a doubleheader vs. Columbus (July 7), and raised his average from .268 to .284... That was part of a 9-for-10 stretch.

SPRING TRAINING: Batted .333 (12-4), had a .467 (15-7) on-base percentage and made no errors in spring exhibitions before he was assigned to the O's minor league camp on Mar. 23.

PREVIOUS CAREER HIGHLIGHTS

FAMILY FIRST: The first time the **Ripkens** were united professionally was in a split-squad exhibition at Ft. Myers vs. the Royals on Mar. 15, '86. Bill had joined the club from the minor league complex just for the day and paired with **Cal Junior** at the keystone while **Cal Senior** managed the club. Another highlight of that spring training for Bill was a home run off the eventual O's MVP, **Don Aase**, in a "B" game.

INJURIES: Progress has been slowed by a series of injuries including tendinitis in right forearm, sore left shoulder, and 2 broken fingers in the minors, plus the torn ligament in the right ankle at the big league level last year. Played only 75 games in his first 2 years.

GENERAL: Began career as shortstop, but did play some 2nd and 3rd base in '85 at Hagerstown.

CHARLOTTE '86: In his first full season at the keystone, '86 at Charlotte, he was named to the Southern League All Star team and topped all 2nd basemen peers in games (141), chances (723), putouts (305), assists (395) and double plays (79)... Also had a string of 31 consecutive errorless games that year.

Missed only 3 games all year while leading the club and setting a career high in games played as well as average (.268) and 9 other categories... Was 2nd on club to **Chris Padgett** in hits (142 to 152)... Was batting .276 until a 1-for-19 at the end brought him down to .268.

AMATEUR CAREER: Batted .385 and .326 his final 2 years at Aberdeen High... Was 13-1 during that time as a pitcher... Also played soccer as did his dad and brother, **Cal**, before him... Signed for O's by **Jim Gilbert**.

PERSONAL: Spent a busy winter playing for Orioles basketball team and representing the club effectively and humorously on the banquet circuit... Single.

ORIOLES RETIRED NUMBERS

No.	Player	Year	No.	Player	Year
20	Frank Robinson (of)	1972	4	Earl Weaver (mgr)	1982
5	Brooks Robinson (3b)	1977	22	Jim Palmer (rhp)	1985

181

DAVID (DAVE) JOSEPH SCHMIDT

Born: Apr. 22, 1957
Height: 6'1"; **Weight:** 188
Bats, R; Throws, R
Position: Pitcher

Birthplace/Residence: Born in Niles, MI . . . Raised in Northridge City, CA . . . Plans to reside in Lutherville, MD.

Contract Status: Signed two-year contract extending thru '89, on Nov. 10, '87.

Tenure: 6 years, 91 days.

Signed Originally with: Texas.



YEAR CLUB	W-L	ERA	G	GS	CG	SHO	SV	IP	H	R	ER	BB	SO
1979 Sarasota—1	2-2	4.20	7	6	0	0	0	30	30	19	14	8	27
1980 Asheville	8-1	1.98	12	11	5	1	3	91	76	32	20	13	67
Tulsa	4-6	4.44	12	12	1	0	0	73	90	42	36	28	46
1981 Tulsa	1-1	1.88	3	3	2	0	0	24	17	5	5	6	17
Wichita	2-5	4.86	12	12	4	0	0	87	90	47	47	26	49
Texas	0-1	3.09	14	1	0	0	1	32	31	11	11	11	13
1982 Texas	4-6	3.20	33	8	0	0	6	109.2	118	45	39	25	69
1983 Texas	3-3	3.88	31	0	0	0	2	46.1	42	20	20	14	29
1984 Texas	6-6	2.56	43	0	0	0	12	70.1	69	30	20	20	46
1985 Texas—2	7-6	3.15	51	4	1	1	5	85.2	81	36	30	22	46
1986 Chicago—3	3-6	3.31	49	1	0	0	8	92.1	94	37	34	27	67
1987 Baltimore	10-5	3.77	35	14	2	2	1	124	128	57	52	26	70

M.L. Totals 33-33 3.31 256 28 3 3 35 560.1 563 236 206 145 346

1—Selected by Texas Rangers organization in June '79 free agent draft (26th round, regular phase).
 2—Acquired by Chicago White Sox from Texas with shortstop Wayne Tolleson in deal for infielder Scott Fletcher and pitcher Edwin Correa on 11/24/85.
 3—Played out option with Chicago . . . Signed with Orioles 1/16/87.

Low Hitters: 2-Hitter, (July 12, '87 vs. Min. at Bal.); 3-Hitter, (June 24, '87 vs. N.Y. at Bal.).

Longest Outings: 10 innings, (Aug. 17, '82 vs. Chi. at Tex, as a starter); 7.0, (May 9, '87 at Chi., in relief).

Strikeout High: 7, (July 12, '87 vs. Min. at Bal.).

Walk Highs: 6, (Sep. 28, '85 at Sea., as a starter); 4, (Aug. 30, '81 at Mil., in relief).

Winning Streak: 6, (May 9 thru June 24, '87).

Losing Streak: 4, (May 2 thru Aug. 10, '86).

Pitches: Fastball, slider, palm ball.

1987 AND MAJOR LEAGUE CAREER

Despite missing the last 6 weeks due to a bone spur in his right elbow, he set career-highs in wins (10), innings (124), strikeouts (70) and starts (14).

Final era of 3.77 was a season-high . . . Was 38 innings shy of qualifying among league leaders . . . Lost his last 3 starts and was winless in his last 5 after getting final win on July 19 . . . Still finished with the 8th best W-L pct. (10 or more dec.) in the A.L. and had the only winning record on the O's start other than **Don Aase** (1-0) . . . Averaged 1.89 walks per 9 innings, 5th best ratio in the A.L. (min. 100 innings).

As a starter was 4-4 (ERA-4.00, IP-78.2, ER-35) in 14 games . . . Had started only 14 games prior to '87 . . . In 21 relief appearances was 6-1-1 (ERA-3.38, IP-45.1, ER-17).

His first 20 appearances were in relief, then moved into rotation June 9 . . . Made only one relief appearance the rest of the season.

Won career-high 6 straight games, May 9-June 24, (ERA-1.86, IP-53.1, ER-11) 4 in relief and 2 after moving into the starting rotation . . . Had the O's only 2 shutouts at home (see below under "Starting").

BULLPEN: Was 2nd in the A.L. in relief wins (6-1, 2.86, IP-44, ER-14) when switched to rotation . . . Had a string of 18.1 consecutive scoreless innings, May 9-29 . . . Started that streak with a 15-6 win at Chicago (IP-7, H-4, R-0, BB-0, SO-2), the longest outing as a reliever of his career . . . Earned his lone save at home vs. Cleveland on Apr. 18.

STARTING: Allowed only 4 earned runs in his first 4 starts (2-0, 28.1 innings) . . . Left with O's ahead or tied in 8 of his first 11 starts . . . Made first start on June 9 in no decision at home vs. Boston (IP-6, H-7, R-0, BB-1, SO-6) in game O's eventually lost 2-1 . . . Was his first start since May 26, '86.

In his 2nd start, he beat Toronto, 8-5, on June 14 snapping an O's 10-game losing streak, longest since '58 . . . Beat the Yankees, 4-0 (IP-9, H-2, BB-0, SO-6), on June 24 and took over the A.L. era lead with a 2.24 mark . . . It was the O's first complete game win at home.

Was knocked out in first inning at home vs. Minnesota on July 10, but came back 2 days later to shut out the Twins, 5-0, (IP-9, H-2, BB-0, SO-7) . . . Faced only one batter over the minimum.

In next start at Kansas City on July 19, he won 5-1 (IP-7, H-5, ER-1, BB-0, SO-5), leaving him 10-2 (2.95 era) . . . Was winless in last 5 starts (ERA-6.84, IP-26.1, ER-20) and lost his last 3.

INJURY/SURGERY: Missed a start in early August with pain in right elbow . . . Made 3 more starts including his last on Aug. 22 in 10-5 loss at Seattle . . . On Sep. 8 **Dr. Frank Jobe** removed a bone spur from the elbow at Centinela Hospital in Inglewood, CA . . . Was operated on in November '82 for the same problem.

1987 AND MAJOR LEAGUE CAREER

CONTROL: Has averaged 2.33 walks per 9 innings, tied for 10th among active major leaguers (min. 300 innings) with Chicago's **Scott Sanderson** . . . Has walked the leadoff batter in only 12 of the 518 innings he has started.

BASES LOADED: Opponents are batting .185 (54-10) lifetime off Dave with the bases loaded.

START/RELIEF: As a reliever has a career record of 26-20 with 35 saves and a 2.90 era (IP-400.2, ER-129) in 228 games . . . In 28 career starts is 7-13 with a 4.34 (IP-159.2, ER-77) . . . Currently 4th on the Texas Rangers' all-time save list (26).

SCHMIDT BY MONTH

1987 SEASON					LIFETIME					
W-L-S	ERA	IP	ER	G	MONTH	W-L-S	ERA	IP	ER	G
2-1-1	2.84	19.0	6	8	APR.	3-3-2	3.93	68.2	30	29
4-0-0	1.64	22.0	4	10	MAY	6-6-2	3.18	102.0	36	48
2-1-0	4.05	33.1	15	8	JUNE	9-2-6	2.56	105.2	30	41
2-0-0	3.21	33.2	12	6	JULY	3-6-14	2.67	109.0	32	56
0-3-0	4.01	33.2	15	3	AUG.	7-11-8	3.68	117.1	48	51
—	—	—	—	—	SER.-OCT.	5-5-3	2.93	101.1	33	31

PREVIOUS CAREER HIGHLIGHTS

1986: His 3.31 era was the best on the White Sox staff among pitchers who remained with the club all season . . . Was tied for 2nd on club in appearances (49) with **Bob James** behind **Gene Nelson** (54) . . . Was also 2nd on club with 8 saves behind **James** (14).

Struggled the 1st 2 months and was 0-2 with one save and a 6.23 era (IP-26, H-38, ER-18) in 14 games after he lost his only '86 start 7-2 at Texas May 26.

However in his final 35 appearances beginning May 30 his era was 2.17 (IP-66.1, H-56, ER-16) and his record 3-4 with 7 saves.

1985: Made career-high 51 appearances . . . His final 4 appearances of the season were starts including a 7-hit shutout over California on Oct. 4 . . . Had a string of 16 scoreless innings over 11 appearances between May 17 thru June 29 . . . Threw 7 shutout innings against the world champion Royals and was 2-0.

1984: Led the Rangers with 43 appearances and 12 saves despite missing the final 2½ weeks with a sore right shoulder . . . Had the most saves for a Texas pitcher since '79 . . . Finished 37 of 41 appearances . . . Allowed only 3 earned runs in a 3-month stretch in June, July and August . . . Allowed 30 runs, 10 of them unearned.

1983: Had surgery in November '82 for the removal of a bone spur from his right elbow . . . Opened the season on the disabled list and was not activated until May 1 . . . Worked in 6 games, then hyper-extended right elbow (not related to previous surgery) and missed more than 2 weeks.

DAVE SCHMIDT (Cont.)

1982: Earned 1st major league win in relief against Chicago at Arlington Stadium on June 6, 5-4 over **Jerry Koosman** . . . On Aug. 17, he started against the White Sox and went 10 innings, longest stint ever, but left with score tied 1-1.

Moved into starting rotation in August, but was 1-5 in that role . . . Did not pitch after Sep. 5 because of sore elbow which was later corrected by surgery.

1981: Made major league debut on May 1 at Texas against K.C. after recall from Wichita that day . . . Made 1st big league start against O's at Texas on May 9 and suffered 1st loss, 4-2 to O's **Steve Stone** . . . Returned to Wichita June 1 but was recalled Aug. 7.

MINORS: Was exclusively a starter in the minor leagues . . . Got off to 8-1 start after 1st 12 starts at Asheville (A) in '80, earning promotion to Tulsa (AA) on June 19.

AMATEUR BACKGROUND: Played baseball at Granada Hills (CA) High School (graduated '75) . . . Pitched for 3 seasons at UCLA, compiling a 24-7 career record including 15 consecutive wins at one point . . . Played with Dodgers' **Tim Leary** at UCLA.

Played Little League baseball in Northridge City, CA and semi-pro ball in Alaska and Boulder, CO.

PERSONAL: Married the former **Deborah Ann Luther** on Aug. 16, '82 . . . They have 2 children: **Brian Donald** (11/17/84) and **Tanya Ann** (3/19/87) . . . Is an avid golfer.

18

LARRY KENT SHEETS


Born: Dec. 6, 1959
Height: 6'3"; **Weight:** 235
Bats, L; Throws, R
Position: Outfield

Birthplace/Residence: Born and raised in Staunton, VA . . . Spent off-season in Cockeysville, Baltimore County.

Contract Status: Signed 2-year contract extending thru '89 on Feb. 11, '88.

Tenure: 3 years, 27 days.

Signed Originally with: Orioles.



YEAR CLUB	AVG.	G	AB	R	H	2B	3B	HR	RBI	BB	SO	SB	CS	HP
1978 Bluefield-1	.267	67	225	32	60	9	2	11	*48	32	46	0	0	4
1979 Bluefield	.333	3	12	2	4	2	0	0	2	0	0	0	0	0
1980 Bluefield	.379	37	124	29	47	9	1	*14	47	17	14	0	0	1
Charlotte	.188	13	48	1	9	4	0	0	5	4	18	0	0	0
1981 Rochester								(did not play)						
1982 Hagerstown	.296	88	324	46	96	21	0	18	59	27	66	1	1	4
1983 Charlotte	.288	138	503	72	145	*37	3	*25	87	45	102	1	2	4
Rochester	.154	3	13	1	2	1	0	0	2	0	4	0	0	0
1984 Rochester	.302	134	431	76	130	26	4	13	67	54	73	0	0	1
Baltimore	.438	8	16	3	7	1	0	1	2	1	3	0	0	0
1985 Baltimore	.262	113	328	43	86	8	0	17	50	28	52	0	1	2
1986 Baltimore	.272	112	338	42	92	17	1	18	60	21	56	2	0	2
1987 Baltimore	.316	135	469	74	148	23	0	31	94	31	67	1	1	3
M.L. Totals	.289	268	1151	162	333	49	1	67	206	81	178	3	2	7

GWRBI: '84-0, '85-4, '86-8, '87-10. Total: 22.

1—Led League *Tied for league lead

1—Selected by Orioles organization in June '78 free agent draft (second round regular phase) . . . Signed on 6/7/78.

Career Highs, Game: **Runs-3, 7 times**, (the latest Sep. 18, '87 vs. Bos. at Bal.); **Hits-4**, (May 13, '87 vs. K.C. at Bal.); **HR-2**, 6 times, (the latest Aug. 11, '87 vs. Cle. at Bal.); **RBI-4, 9 times**, (the latest Aug. 7, '87 vs. Tex. at Bal.).

Hitting Streak: 10, (June 30 thru July 12, '87).

Grand Slams: 1, (see page 28).

1987 SEASON SUMMARY

Selected "Most Valuable Oriole" by Baltimore sportswriters and broadcasters . . . Led club in batting and homers, and was 2nd in rbi behind **Cal Ripken** . . . Hit club-high 31 homers, becoming only the 7th Oriole to reach the 30-homer plateau, the first other than **Eddie Murray** since '79 (**Ken Singleton-35**) . . . Was 9th in the A.L. in batting with a .316, highest average by an Oriole (with qualifying number of at bats) since '83 when **Cal Ripken** batted .318.

Finished 6th in the league in slugging (.563), the highest slugging mark mark by an Oriole since '67 (**Frank Robinson .576**).

Started 64 games in left field, 58 in right, one at first and only 5 as a designated hitter (had started 151 games as DH in '85 and '86 combined).

Average reached a season-low of .306 on Aug. 6, but he hit .330 (191-63) in 53 games the rest of the season . . . Began that stretch, Aug. 7-11, by going 12-for-19 (.632) in 5 games with 6 home runs and 11 rbi.

Started only 8 of the first 14 games, but began as a regular on May 2 . . . Responded with 10 home runs that month (2nd to **Eddie Murray** in May as Orioles hit major league record 58).

Was 11-for-20 (.550) with 4 homers, 10 rbi in 5 games, May 9-13 . . . Had a pinch-hit "sudden death" 3-run homer off Minnesota's **Jeff Reardon** on May 12 and the next night had a 4-hit, 2-homer, 4 rbi game vs. Kansas City.

Had career-high 10-game hitting streak, June 30-July 12 . . . Went 8-for-11 with one homer, 6 rbi in 3-game series at Chicago, July 21-23 . . . In a Sep. 18 doubleheader vs. Boston he was 5-for-6 with 5 rbi, culminating a 7-game span in which he was 14-for-24 (.583).

ONE OF ONLY 5: Was one of only 5 A.L. players with a .300+ batting average, 30+ homers and 90+ rbi . . . The others: **Don Mattingly, Danny Tartabull, Dwight Evans** and **George Bell**.

HOME RUNS: Had five 2-homer games, all at home . . . Had 2 consecutive 2-homer games, Aug. 7-8 vs. Texas when he was a combined 6-for-8 with 6 runs scored, 4 homers and 6 rbi . . . Two days later (Aug. 10), he had another 2-homer game vs. Cleveland.

Hit 6 homers in 5 games vs. Rangers in a 9-day span, July 31-Aug. 8 . . . Hottest home run stretches: 11 homers/26 rbi in 20 games, May 9-June 2 and 8 homers/15 rbi in 9 games, July 31-Aug. 11.

Combined with **Eddie Murray** to give the O's two 30-homer hitters for only the 3rd time in club history (**Boog Powell** and **Frank Robinson** did it in '66 and '69).

At Home: Hit 21 homers at Memorial Stadium, 2nd highest total ever (**Frank Robinson** hit 27 in '66).

Long Shot at Comiskey: On May 9, he cleared the right field roof at Chicago off **Bob James**, the 42nd roof shot in Comiskey Park history and the 2nd ever by an Oriole (**Boog Powell** hit one off **Juan Pizarro** on July 18, '66) . . . On the season, was 13-for-23 (.565) with 2 homers, 8 rbi in 6 games at Chicago.

RBI: Drove in 67 runs in a 72-game span, May 9-Aug. 15 . . . Had 5 games with 4 rbi.

Led club with 10 gwrbi . . . Also had club-high 3 game-winners in "sudden death", 2 as a pinch hitter: gave O's 2-1 win over Texas on opening day, Apr. 6, with a pinch-hit sac fly in the 9th; hit 3-run pinch homer off **Jeff Reardon** giving O's 10-7 win over the Twins on May 12 and hit sac fly off Minnesota's **Juan Berenguer** in 9th to give O's 13-12 win on July 10.

MISCELLANEOUS: As a pinch hitter was 3-for-6 with with a double, homer, sac fly and 5 rbi . . . Had 43 multi-hit games (2H-32, 3H-10, 4H-1), 2nd on club behind **Eddie Murray** (44).

1987 AND MAJOR LEAGUE CAREER

CLUTCH HITTING: Batted club-high .314 (102-32) with men in scoring position and .600 (10-6) with the bases loaded . . . Career average with bases loaded is .464 (28-13) and with men in scoring position is .306 (252-77).

VS. LHP: Was 2nd on the club with a .306 (144-44) average vs. left-handers . . . Prior to '87 had batted .136 (44-6, HR-1) vs. southpaws.

FIELDING Has played 5 positions: C-6, 3B-2, 1B-8, RF-84 LF-90 . . . Has not been behind the plate since Sep. 2, '86.

LARRY SHEETS (Cont.)

SHEETS BY MONTH

1987 SEASON				LIFETIME				
AVG.	AB-H	HR	RBI	MONTH	AVG.	AB-H	HR	RBI
.357	28-10	0	5	APR.	.323	96-31	4	17
.346	81-28	10	22	MAY	.333	210-70	19	51
.269	78-21	4	18	JUNE	.261	218-57	9	44
.295	78-23	3	12	JULY	.253	162-41	5	19
.333	93-31	9	20	AUG	.298	215-64	20	46
.315	111-35	5	17	SEP-OCT.	.280	250-70	10	29

PREVIOUS CAREER HIGHLIGHTS

1986: Batted over .300 in each of the 1st 3 months and was hitting .303 (234-71) as late as Aug. 14 with 16 hrs and 55 rbi in 78 games, mainly as a DH... Batted only .202 (109-21) with 2 hrs, 4 rbi in final 34 games.

Homered off **Phil Niekro** on Apr. 22, starting him on a 39-for-105 (.371) streak (HR-8, RBI-30) over 30 games which propelled him to season-high .354 mark on June 8.

Suffered muscle strain in left rib cage in late June and was on DL from June 30 thru All-Star break... Was supposed to go on rehabilitation assignment upon return, but instead was activated by O's when an emergency kept **Juan Beniquez** from immediately joining the team after the All-Star break.

Hit his 1st career grand slam off Texas' **Bobby Witt** on Aug. 6... **Jim Dwyer** also hit a slam that inning, tying a major league record, and Texas' **Toby Harrah** added one later in the game... The 3 grand slams were a major league first, but that mark has since been equalled (June 3, '87, Cubs-Astros).

1985: Chosen to Topps and Baseball Digest All-Rookie team... Topped A.L. rookies in rbi (50) and was 2nd in home runs (17) behind Texas' **Oddibe McDowell** (18)... Tied major league record when he and **Wayne Gross** hit back-to-back pinch-hit home runs off Cleveland's **Jerry Reed** on Aug. 12 at Baltimore... Tied for A.L. lead in pinch hrs (2).

1984: Promoted to the O's from Rochester Sep. 4 and appeared in 8 games, including 5 starts in rightfield... Beat out infield single in first big league at bat off Yankees' **Clay Christiansen** on Sep. 18.

Rochester: Was 5th among qualifiers in the International League in batting (.302) and led the Wings in batting, runs (76) and doubles (27)... Was 2nd in rbi (67) and walks (54).

Topped all International League outfielders in assists (19) and double plays (5)... Made only 2 errors in 222 chances (.991).

Japan: Was one of O's top hitters during club's fall tour of Japan... Tied **Al Bumbry** as the O's leading hitter with .400 mark (40-16)... Tied for 2nd in hrs (4) and was 2nd in rbi and runs scored with 11 apiece.

1983: Attended his 1st spring training... Although he was signed in '77, did not attend an earlier spring training because of school commitments and other personal reasons.

In first full pro season, led Southern League in doubles (37) and tied for home run lead (25, with **Glenn Davis**, Columbus Astros)... Led Charlotte in rbi (87) and set career highs in virtually every category but average.

EARLY CAREER: In rookie season ('78), led Appalachian League in rbi (48 in 67 games) and was 2nd in homers (11)... Chose not to return to baseball the following spring while attending college... He did finally report to Bluefield for the final 3 games of the season ('79), but remained in college again the following spring ('80).

In June '80, reported to Bluefield and was outstanding... Led league in homers (14) and drove in 47 runs in 37 games... Was promoted to AA Charlotte late that season... In October '80, had bone chips removed from right elbow.

Did not play at all in '81 and did not go to spring training in '82... Reported to Hagerstown in June '82 and played in 88 games... Hit 18 homers and knocked in 59 runs. Signed by the late **Dick Bowie**.

AMATEUR BACKGROUND: Played 3 varsity seasons at Robert E. Lee High School (Staunton, Va.) and hit 18 homers, 10 of them his senior year ('78) when he batted .536 (56-30) with 20 extra base hits... Pitched junior year and threw no-hitter... Also struck out 17 in one game... Played center field exclusively as a senior.

Also won 3 varsity basketball letters... Played against **Ralph Sampson** (Harrisonburg)... Was MVP in both basketball and baseball in '78... Was twice all-district in basketball.

Played Little League, Babe Ruth and American Legion baseball... Was MVP in state legion tournament in '77.

Played varsity basketball and served as assistant baseball coach at Eastern Mennonite College.

PERSONAL: Earned his degree in health and physical education from Eastern Mennonite in January '87... Is the co-chairman of the Baltimore Chapter of the Cystic Fibrosis "65 Roses" Club... He and his wife **Sharon**, have one daughter, **Lauren** (5/15/86).

DOUGLAS (DOUG) RANDALL SISK

39


Born: Sept. 26, 1957
Height: 6'2"; **Weight:** 210
Bats, R; Throws, R
Position: Pitcher

Birthplace/Residence: Born in Renton, WA... Resides in Tacoma, WA.

Contract Status: Signed thru '88.

Tenure: 4 years, 170 days.

Signed Originally with: Mets.



YEAR CLUB	W-L	ERA	G	GS	CG	SHO	SV	IP	H	R	ER	BB	SO
1980 Kingsport-1	*8-5	2.66	15	*15	4	0	0	98	91	46	29	45	41
1981 Lynchburg	3-2	3.25	36	1	0	0	7	83	78	35	30	32	61
1981 Jackson	3-0	3.60	14	0	0	0	4	25	23	11	10	12	15
1982 Jackson	11-7	*2.67	44	9	6	0	5	138	136	59	41	58	53
1982 Mets	0-1	1.04	8	0	0	0	1	8.2	5	1	1	4	4
1983 Mets	5-4	2.24	67	0	0	0	11	104.1	88	38	26	59	33
1984 Mets	1-3	2.09	50	0	0	0	15	77.2	57	24	18	54	32
1985 Tidewater	0-2	7.20	4	3	0	0	0	15	15	12	12	13	4
1985 Mets	4-5	5.30	42	0	0	0	2	73	86	48	43	40	26
1986 Tidewater	2-3	4.20	9	4	0	0	2	30	34	16	14	9	19
1986 Mets	4-2	3.06	41	0	0	0	1	70.2	77	31	24	31	31
1987 Mets-2	3-1	3.46	55	0	0	0	3	78	83	38	30	22	37
M.L. Totals	17-16	3.10	263	0	0	0	33	412.1	396	180	142	210	163

* Led League.

1—Signed with Mets as a free agent 6/10/80.

2—Acquired by the Orioles from the Mets in deal for Blaine Beatty and Greg Talamantez, 12/8/87.

League Championship Series Record

YEAR CLUB	W-L	ERA	G	GS	CG	SHO	SV	IP	H	R	ER	BB	SO
1966 NYM vs. Hou.	0-0	0.00	1	0	0	0	0	1	1	0	0	1	0

World Series Record

YEAR CLUB	W-L	ERA	G	GS	CG	SHO	SV	IP	H	R	ER	BB	SO
1986 NYM vs. Bos.	0-0	0.00	1	0	0	0	0	0.2	0	0	0	1	1

Strikeout Highs: 3, 6 times, (the latest Sep. 8, '87 at Phi).

Walk High: 6, (July 18, '83 at Atl).

Longest Outings: 5 innings, (June 23, '83 vs. StL. at N.Y.); 4.2, (June 14, '87 at Pit).

Winning Streaks: 3, twice, (June 21 thru Sep. 8, '85 and Aug. 27, '86 thru May 26, '87).

Losing Streak: 5, (Apr. 21 thru June 14, '85).

Pitches: Fastball, curve, and change-up.

1987 SEASON SUMMARY

Was 3rd on the Mets' staff in appearances (55) behind **Jesse Orosco** (58) and **Roger McDowell** (56)... Averaged 2.53 walks per 9 innings, best ratio of career... Entered '87 averaging 5.06 walks per 9.

DOUG SISK (Cont.)

Allowed career-high 5 home runs, 4 in his first 38.1 innings, but remains the stingiest active major league pitcher in terms of home run frequency (see below under "Home Runs").

Longest outing was 4.2 innings of scoreless relief in a 7-3 win at Pittsburgh on June 14, the 2nd longest stint of his career . . . He won in his next appearance as well at Montreal on June 18, leaving him 3-1 with 2 saves in first 25 games, but in his remaining 30 appearances of the season he had only one decision, a save vs. Philadelphia on Sep. 8 (IP-3, H-1, R-0).

His era remained below 4.00 the last 4 months . . . Best stretch came in 12 appearances (all no decisions), Aug. 3-Sep. 12, when he allowed 4 earned runs in 21 innings, lowering overall mark from 3.91 to season-low 3.30.

Didn't allow an earned run in 8 innings vs. the N.L. champion Cardinals . . . Shut out the Dodgers on one hit thru 6 innings (no dec.) and the Phillies on 3 hits in 9.2 innings (2 saves).

1987 AND MAJOR LEAGUE CAREER

HOME RUNS: Has allowed only 11 home runs in 412.1 innings, or 0.24 per 9 innings, the best ratio among active major league pitchers with at least 300 career innings . . . Had a string of 123.2 homerless innings broken last Apr. 12 when Atlanta's **Dale Murphy** took him deep at Shea Stadium . . . It was the first home run he had allowed since May 25, '85 (**Greg Brock**) . . . **Murphy's** homer was the first ever off **Sisk** by a right-handed batter at Shea Stadium . . . He had gone 167 innings there without allowing one.

Homers allowed each year: '82-1; '83-1; '84-1; '85-3; '86-0; '87-5.

N.L. CAREER: Ranks 6th in appearances (263) and saves (33) on Mets' all-time list . . . Set a Mets club record for most appearances in a season with 67 in '83 . . . Has been used exclusively in relief . . . Has a lifetime batting average of .105 (38-4, RBI-1) . . . Has worked 3 or more innings only 27 times, 4 or more innings just 5 times.

The Dodgers were the happiest to see him leave the N.L. . . . In 18 appearances spanning 31.2 innings, he allowed them only 18 hits and one earned run (he was 1-1 with 2 saves) . . . Also excelled vs. San Diego (ERA-1.01, G-18, IP-26.2, H-21, ER-3) . . . Had career highs in wins vs. Montreal (3) and saves vs. Cincinnati (6).

His lifetime era is below 4.00 against every N.L. team except Houston (7.43) and Atlanta (4.29).

SISK BY MONTH

1987 SEASON					MONTH	LIFETIME				
W-L-S	ERA	IP	ER	G		W-L-S	ERA	IP	ER	G
0-0-2	2.84	12.2	4	8	APR.	3-3-6	3.20	59	21	37
1-0-0	3.86	11.2	5	10	MAY	1-1-5	3.83	54	23	42
2-1-0	2.79	19.1	6	11	JUNE	5-5-9	2.34	96	25	51
0-0-0	6.00	9	6	8	JULY	3-5-7	4.86	74	40	51
0-0-0	3.46	13	5	9	AUG.	3-0-0	2.33	69.2	18	39
0-0-1	2.19	12.1	3	9	SEP-OCT.	2-2-6	2.26	59.2	15	43

PREVIOUS CAREER HIGHLIGHTS

1986: Began the year at Tidewater of the International League . . . Recalled by the Mets on May 20 and remained with the club the rest of the way . . . Struggled in July, but was outstanding the remainder of the season.

After first 10 games with Mets thru July 2, was 2-1 with a 1.33 era (IP-20.1, ER-3) . . . His era rose to season-high 4.02 on July 26, but in his final 19 appearances of the season he worked to a 1.02 era (IP-35.1, ER-4).

Was the only National League pitcher who faced at least 200 batters and didn't allow a home run all season . . . Allowed only 4.03 extra base hits per 100 at bats, 2nd best rate in the N.L. to teammate **Rick Anderson** (3.80).

Was unscored upon in 2 post-season outings: a scoreless inning in game #4 of the NLCS (Mets lost 3-1 at Houston) and 0.2 vs. Red Sox in game #2 of World Series (9-2 loss at Shea).

1985: His season was cut short by right elbow surgery in September . . . Made his last appearance on Sep. 13 . . . Underwent surgery on Sep. 27 at Roosevelt Hospital in New York City . . . Three bone chips and one bone spur were removed by Dr. James Parkes and Dr. Fiske Warren . . . Underwent rehabilitation program all winter.

188

Began the season with the Mets, but was optioned to Tidewater May 5 with an era of 8.53 (IP-19, ER-18) . . . Recalled on May 20 . . . Was pitching his best ball of the season when hit by injury . . . Was unscored upon in 6 of his last 7 outings (2-0, IP-10.2, ER-1).

1984: Recorded a career-high 15 saves, 9th in the N.L., despite a trip to the DL, Aug. 9-29, with tendinitis in right shoulder . . . He and **Jesse Orosco** (31 saves) became the 11th pair of teammates to record 15 saves apiece since the save rule went into effect in '69.

His era reached a high of 2.13 on Sep. 8 . . . In his first 26 appearances thru June 8, he had allowed only 2 earned runs and 19 hits in 38.1 innings (1-1, 6 svcs) . . . Was scored upon in only 3 of those 26 games . . . Had 16 straight appearances, Apr. 29-June 8, without allowing an earned run (23.2 innings) . . . Had 8 saves in 11 appearances, June 8-July 12.

Held the opposition to a .260 slugging average, best in the N.L. . . . Opponents hit .215 . . . Broke a string of 106.1 homerless innings when he allowed a 2-run homer to Houston's **Mark Bailey** on July 17 . . . It was the first homer off him since July 3, '83.

1983: His club record 67 appearances ranked 8th in the N.L. . . . Earned first major league victory when he hurled 3 shutout innings in relief of **Tom Seaver** in the Mets 2-0 opening day win at home over the Phillies on Apr. 5.

Despite opening day win, had a season-high 4.76 era after his first 7 appearances . . . In 60 games the rest of the season he fashioned a 1.94 era (IP-93, ER-20).

1982: Joined the Mets on Sep. 5 after spending the season at Jackson of the Texas League (AA) . . . Made major league debut the next day at Pittsburgh . . . Allowed only one run in his 8 appearances (8.2 innings), a home run by **Andre Dawson** in his 3rd big league appearance.

MINOR LEAGUE CAREER: In his first pro season ('80), he led the Appalachian League in wins (8), starts (15) and innings (98) and was 3rd in era (2.66).

In '81 at Lynchburg and Jackson was used almost exclusively as a reliever . . . In '82, at Jackson, he won the Texas League era title (2.67) . . . His first 35 appearances were in relief and was a starter in his last 9 games . . . Won his first 5 decisions and completed 6 starts.

AMATEUR: Was a teammate and roommate of **Tom Niedenfuer** at Washington State University . . . Was 5-0 with a 2.90 era as a senior in '80 . . . Transferred from Green River (WA) Community College.

Lettered in baseball, wrestling and rifle at Stadium High School . . . His rifle team won numerous national honors and Doug earned All-America honors . . . Was considered for the '76 Olympic rifle team.

PERSONAL: He and his wife, the former **Lisa Michaelson**, have one child: **Lindsay Rae** (5-12-86) . . . Has a degree in criminal justice from Washington State.

PETER (PETE) LOUIS STANICEK

21

Born: Apr. 18, 1963

Height: 5'11"; **Weight:** 185


Bats, L-R; **Throws,** R

Position: Second base

Birthplace/Residence: Born in Harvey, IL . . . Grew up and resides in Park Forest, IL.

Tenure: 34 days.

Signed Originally with: Orioles.



SWITCH-HITTING: Is a natural right-handed hitter, but began switch-hitting during the '85 Florida Instructional League season . . . Became a full-time switcher in '86.

189

PETE STANICEK (Cont.)

YEAR CLUB	AVG.	G	AB	R	H	2B	3B	HR	RBI	BB	SO	SB	CS	HP
1985 Newark—1	.251	69	255	39	64	12	1	2	25	51	44	30	4	6
1986 Hagerstown	.317	127	457	115	145	24	2	6	67	91	47	77	17	9*
1987 Charlotte	.315	88	337	78	106	18	4	8	50	47	46	30	10	6
Rochester	.297	38	145	29	43	13	0	2	16	24	22	8	4	2
Baltimore	.274	30	113	9	31	3	0	0	9	8	19	8	1	2

Pro Totals .298 352 1307 270 389 70 7 18 167 221 178 153 36 27

* Led League

1—Selected by Orioles organization in 6th round of June '85 free agent draft.

1987 SEASON SUMMARY

BALTIMORE: Called up from Rochester Sep. 1 and made big league debut that day as starting designated hitter against Mariners at Baltimore. Singled up the middle on his 3rd time up for his 1st big league hit, off **Scott Bankhead**, one of only 2 hits yielded in 7 innings by the former U.S. Olympian.

Started 28 games as the leadoff hitter . . . Enjoyed a 3-hit day on Sep. 10 at Boston and drove in 2 runs in a game twice . . . Was hitting .393 (28-11) after 8 games, went into a 1-for-22 slump that dragged him down to .245 (49-12), then hit .297 (64-19) the rest of the way.

Was used mostly as the dh early, but made his first start ever as a professional at 3rd base on Sep. 6 at home vs. Oakland . . . Committed 2 errors in 4 chances . . . Took over at 2nd base for the rest of the year after **Bill Ripken** was injured on Sep. 15.

ROCHESTER/CHARLOTTE: Hit .300 (1194-358) in 3 minor league seasons, and stole 145 bases while being caught only 35 times for an .806 success average . . . His career minor league on-base percentage was .407 (1564-637).

Batted .309 (482-149) combined in '87 at Charlotte & Rochester with 31 doubles, 4 triples, 10 homers, 66 rbi, 71 walks, and stole 38 bases in 52 attempts (.731).

Was also hit 10 times and had a lousy .405 (568-230) on-base percentage in 126 games, 122 of them at 2nd base (did not play any other defensive position) . . . Had a .972 fielding percentage (TC-600, E-17).

Hit .341 in 24 games at Rochester during the month of August (91-31) . . . Batted .474 (19-9) against the Tidewater Mets.

Ranked 3rd in the Southern League batting race (.315) and teammates **Matt Cimo** (.308) and **Sherwin Cijntje** (.304) were 4th and 5th.

INJURY: Injured his left knee at Rochester in early August, but discomfort disappeared after a few days. Pain reappeared during the fall, and club orthopedist, **Dr. Charles Silberstein**, performed arthroscopic surgery.

PREVIOUS CAREER HIGHLIGHTS

1986 SEASON: Was top leadoff hitter in Carolina League . . . Led league in on-base percentage (.438, 560-245), stolen bases (77) and hit by pitch (9); was 2nd in runs (116); and 4th in batting (.316), hits (145) and walks (91). Named to Carolina League and to Baseball America Class A all-star teams.

His 77 steals were a Hagerstown club record . . . Stole 4 bases in a game twice, both times against Peninsula (White Sox) . . . Never went more than 2 consecutive games without a hit . . . Reached via hit/walk/hit by pitch in 113 of 126 games and scored at least one run in 82 games.

1985 SEASON: Led NY-Penn League 2nd basemen in putouts (162) and double plays (50) while at Newark . . . Led the club in hits (64), walks (51) and steals (30) in 69 games . . . Was 4th in the league in stolen bases.

AMATEUR BACKGROUND: Played with Orioles teammate **Jeff Ballard** at Stanford where he had a .309 career average and set school & Pac 10 records for most runs scored lifetime (220).

As a senior in '85, helped lead Stanford to a 47-15 record and to the College World Series . . . Was All-Pac 10 and 2nd team All-America . . . Batted .347 that season with 56 walks, 72 runs and 28 stolen bases . . . Had 43 steals during his junior year.

Earned a total of 8 letters in baseball, football and basketball at Rich East High School in Park Forest, IL.

PERSONAL: His brother, **Steve**, 2 years older (6/19/61), was the San Francisco Giants #1 draft pick in June '82, and, like his younger brother, made his big league debut last September, with the Milwaukee Brewers.

Steve was traded to the Brewers in March '86 and has enjoyed 2 outstanding seasons in their farm system. In '86 he was MVP in the Texas League (El Paso) where he hit .343 (487-167), had a .448 on-base percentage, hit 40 doubles and 25 homers and drove in 93 runs. In '87 at Denver in the American Association, he batted .352 (474-167), had 40 doubles and 25 homers for the 2nd straight year, and amassed 106 rbi in 117 games.

Steve played 3 varsity seasons at the University of Nebraska and was All-America in '82.

Pete also has 3 younger brothers . . . His father, **Frank**, is professor of psychology at Thornton Community College in South Holland, IL . . . Single.

Worked out prior to spring training with **Ballard** and **Mike Aldrete**, also a Stanford alumnus, on the campus at Palo Alto.

MARK THURMOND—See page 140

JAY TIBBS


Born: Jan. 4, 1962
Height: 6'1"; **Weight:** 180
Bats, R; Throws, R
Position: Pitcher

Birthplace/Residence: Born and raised in Birmingham, AL . . . Now lives in nearby Trussville.

Contract Status: Signed thru '88.

Tenure: 3 years.

Signed Originally with: New York Mets.



YEAR CLUB	W-L	ERA	G	GS	CG	SHO	SV	IP	H	R	ER	BB	SO
1980 Kingsport—1	3-7	4.38	12	12	2	0	0	76	88	54	37	32	45
1981 Shelby	4-8	3.84	13	11	4	0	0	89	87	56	38	33	57
Lynchburg	2-7	6.88	15	15	1	0	0	72	89	65	55	34	41
1982 Lynchburg	2-4	5.63	7	7	1	1	0	38.1	42	28	24	23	31
Jackson	0-0	0.00	1	0	0	0	0	3.1	2	1	0	1	3
1983 Lynchburg	14-8	2.92	28	28	10	2	0	203.2	172	94	66	96	170
Jackson	1-2	3.13	6	6	0	0	0	37.1	28	15	13	19	31
1984 Jackson—2	3-5	5.23	8	7	1	1	0	41.1	44	27	24	23	27
Tidewater	3-0	3.58	4	4	2	1	0	27.2	22	13	11	8	14
Wichita—3	6-2	2.86	14	14	3	1	0	100.2	87	34	32	33	40
Cincinnati	1-2	2.27	4	4	2	0	0	31.2	20	10	8	12	15
1985 Denver	10-16	3.92	35	34	5	2	0	218	216	111	95	83	98
Cincinnati	7-9	3.97	35	31	3	2	0	190.1	181	96	84	70	117
1986 Montreal—4	4-5	4.99	19	12	0	0	0	83	95	55	46	34	54
1987 Montreal	5-5	2.99	12	12	2	1	0	81.1	64	31	27	22	55
Indianapolis—5													

M.L. Totals 27-32 3.91 103 91 11 5 0 592 579 296 257 220 309

Pro Totals 65-80 3.90 213 197 36 11 0 1293.2 1237 690 560 523 798

1—Selected by N.Y. Mets in 2nd round of June '80 free agent draft (27th player overall).

2—Selected by Phillies in major league draft, Dec. 5, '83 . . . Returned to Mets on Mar. 29, '84.

3—Acquired by Cincinnati on June 15, '84 with infielder Eddie Williams and pitcher Matt Bullinger in deal for pitcher Bruce Berenyi.

4—Acquired by Montreal on Dec. 19, '85 with catcher Dann Blandello and pitchers Andy McGaffigan and John Sluper in deal for pitcher Bill Gullickson and catcher Sal Butera.

5—Acquired by Baltimore on Feb. 16, '87 with pitcher Alfredo Cardwood in deal for pitchers John Hoover, Rick Carriger & Doug Cinnella.

Low-Hitter: 3-Hitter (July 31, '84 at Cin. vs. SF).

Strikeout High: 9 (Aug. 15, '84 at St.L.).

Walk High: 6, 4 times (latest June 16, '86 vs. Mets).

Winning Streaks: 4-twice (Aug. 30—end of season '84, Aug. 30 until Oct. 3, '85).

Losing Streak: 4—(June 21 to July 30, '86).

Lifetime Records vs. each N.L. Opponent: Atlanta (3-3), Chicago (1-2), Cincinnati (1-1), Houston (5-3), Los Angeles (2-3), Montreal (2-1), New York (1-3), Philadelphia (1-2), Pittsburgh (4-4), St. Louis (4-5), San Diego (1-4), San Francisco (2-1).

Last Time: Won—May 15, '87 vs. Dodgers at Mtl.; Lost—Oct. 1, '87 at St.L. . . . Shutout—Apr. 30, '86 at Cin.

Batting: Has .117 lifetime average in N.L. (180-21) with 0 homers, 4 rbi.

Pitches: Fastball, curveball, slider, change.

IN UNIFORM

JAY TIBBS (Cont.)

1987 SEASON

A strong spring training effort earned him a start in the 2nd game of the season . . . Also started the first game played under roof at Olympic Stadium (Apr. 20) . . . He took a 2-0 lead into 9th and lost on a 3-run homer by the Phillies **Lance Parrish**.

Went 3-0 in May despite a 5.74 era . . . Was 4-4 overall with a 5.54 era in 13 appearances, including 10 starts, when optioned to Indianapolis June 7.

Recalled briefly, June 30 to July 19, during which he appeared twice in relief . . . Recalled again Sep. 14 and pitched 4 times, twice as a starter.

At Indianapolis, he twice won American Association "Player of the Week" honors: June 15-21 (1-1, 1.50, 2 starts) and July 20-26 (2-0, 1.38 era, 2 starts) . . . Won 3rd game of the final American Association playoffs in which Indianapolis downed Denver, 4 out of 5.

PREVIOUS CAREER HIGHLIGHTS

1986: His first year with the Expos and first full season in the majors . . . Opened the year as the #2 starter, and won his first 3 decisions, all in April. Was chosen co-Expo of the month (with **Hubie Brooks**) and had a 1.25 era in 5 starts on April 30.

The Expos went on to win each of his next 7 starts, but he didn't get the win in any of them . . . He lost for the first time May 21, then dropped 6 of his next 7 starts between May 21 and July 30 . . . He had a 1.88 era in the 11 games in which he received 2 or fewer runs support from his teammates.

1985: Began the season as the Reds' #2 starter behind **Mario Soto** . . . Went 0-4 at the start and was 4-11 after 20 starts when he was optioned to Denver . . . Was recalled at the end of July, and won 4 straight from Aug. 30 until he lost on Oct. 3.

1984: Made his big league debut on July 15, '84 for the Reds against the Expos at Montreal and beat **Steve Rogers**, 3-2 . . . He pitched his first big league shutout and complete game on July 31, beating San Francisco, 3-0. Won 4 in a row from August 30 thru the end of the season.

Spent time with 5 different clubs in a 4-month period that year . . . Started with Phillies (#1) at Clearwater in February after they had chosen him in the major league draft the previous December . . . Was returned to the Mets at their St. Petersburg base in March, and they re-assigned him to Jackson, MS (#2), the Mets' AA club; then promoted to AAA Tidewater (#3); assigned to Wichita (#4) after the Cincinnati acquired him in a trade June 15, and less than a month later was called up by the Reds (#5).

MINOR LEAGUES: Was the first player selected in 2nd round of June '80 draft, but the 4th chosen that day by the Mets behind **Darryl Strawberry** (#1), and 2 compensation picks (**Billy Beane** and **John Gibbons**).

In his 4th pro season, at 21, he teamed with **Dwight Gooden** to lead Lynchburg to the Carolina League championship . . . He was 14-8 with a 2.92 era and was 2nd in the league in strikeouts (170) behind **Gooden** (300).

PERSONAL: Graduated in 1980 from Huffman High School, Birmingham, also the alma mater of former White Sox left-hander **Britt Burns** . . . Tibbs was chosen Alabama's 1980 high school player of the year . . . Married Renee Henderson on Dec. 5, '87.

DIAMOND VISION VIDEO BOARD

Memorial Stadium's "Diamond Vision" Scoreboard by Mitsubishi stands 25'7" by 33'3". Included among its many capabilities are instant replays, video features, closeups, full color message board displays and animations. It is operated by Orioles Productions Director **Charles Steinberg, DDS**, and a staff of 8.

There are now 16 full color video replay boards in major league ball parks ("Diamond Vision" unless otherwise indicated): Atlanta, Chicago White Sox, Cincinnati (Sony), Houston, Los Angeles, New York Mets, New York Yankees, Oakland, Philadelphia (Panasonic), Pittsburgh, San Diego, San Francisco (Sony), Seattle, St. Louis (Stewart-Warner) & Texas.

The "black & white" board in left center field has been in use since the middle of the 1970 season.

JAMES (JIM) JOSEPH TRABER

Born: Dec. 26, 1961
Height: 6'0"; **Weight:** 215
Bats, L; Throws, L


Position: Outfield-First base

Birthplace/Residence: Born in Columbus, OH
. . . Grew up and still lives in Columbia, MD.

Contract Status: Signed thru '88.

Tenure: 90 days.

Signed Originally with: Orioles.



YEAR CLUB	AVG.	G	AB	R	H	2B	3B	HR	RBI	BB	SO	SB	CS	HP
1982 Bluefield-1	.323	61	235	41	76	18	3	9	*63	20	31	22	4	4
Hagerstown	.346	7	26	1	9	2	0	0	2	3	1	0	2	0
1983 Hagerstown	.274	128	449	73	123	22	1	14	79	75	81	21	10	7
1984 Hagerstown	.358	48	165	33	59	15	0	2	29	26	19	14	3	0
Charlotte	.351	75	296	51	104	17	2	16	56	32	27	8	4	2
Baltimore	.238	10	21	2	5	0	0	0	2	2	4	0	0	0
1985 Rochester	.265	80	279	32	74	13	2	7	37	18	36	3	2	3
1986 Rochester	.279	87	323	46	90	19	2	12	55	21	38	11	4	3
Baltimore	.255	65	212	28	54	7	0	13	44	18	31	0	0	5
1987 Rochester	.274	127	482	69	132	31	3	21	71	43	62	6	7	5
M.L. Totals	.253	75	233	30	59	7	0	13	46	20	35	0	0	5
Pro Totals	.292	688	2488	376	726	144	13	94	438	258	330	85	36	29

GWRBI: '84-Bal.-0; '86-Bal.-3. Total: 3.

*Tied for league lead.

1-Selected by Orioles in June '82 free agent draft (21st round).

Career Highs, Game: **Runs-2, 4 times**, (the latest Aug. 17, '86 at Cle.); **Hits-4**, (Aug. 7, '86 vs. Tex. at Bal.); **3, three times**, (the latest Aug. 22, '86 vs. Cal. at Bal.); **HR-2**, (July 22, '86 vs. K.C. at Bal.); **RBI-4, twice**, (July 20, '86 vs. Min. at Bal. and July 27, '86 vs. Chi. at Bal.).

Hitting Streak: 6, (July 30 thru Aug. 5, '86).

Grand Slam: (see page 28).

1987 SEASON SUMMARY

Led Rochester in games (127), at bats (482), runs (69), hits (132), doubles (31), triples (3), home runs (21) and rbi (71) . . . Was 4th in the International League in doubles, 6th in homers, and tied for the league lead in intentional walks (10) . . . Also had club-high 9 gwrbi, 6 in the 7th inning or later.

Was to have been recalled by Orioles in September, but broke the little finger on his left hand diving into first base on Aug. 27 and was out the remainder of '87 . . . Had just finished excellent month of August in which he batted .315 with 19 runs, 7 doubles, 7 homers and 21 rbi.

Had a pair of 2-homer games: June 20 vs. Richmond and Aug. 7 vs. Pawtucket . . . Hit grand slam May 12 off Syracuse's **Duane Ward** . . . Had only one homer in his first 22 games . . . Hit 3 game-winning homers in Rochester's last at bat . . . Appeared in 45 games at first and 81 in the outfield.

PREVIOUS CAREER HIGHLIGHTS

'86, M.L. ROOKIE LEADER: Promoted from Rochester on July 18 when **Eddie Murray** went on the disabled list and sparked the O's to a 12-6 mark over the next 18 games, moving them to just 2 1/2 games behind 1st place Boston on Aug. 5 . . . Batted .333 (63-21) with 8 hrs, 22 rbi in 1st 17 games.

Led all major league rookies in home run frequency (1 every 16.2 at bats) . . . Was 2nd in the A.L. (among all players) in rbi per at bat (1/4.8) behind Detroit's **John Grubb** (1/4.12) . . .

Went 1-for-4 in 1st game on July 18, then in next 8 games had 5 hrs and 13 rbi . . . Included in that stretch: 1st major league homer, a 3-run shot, off Minnesota's **Mike Smithson**, July 20; 2-homer game off K.C.'s **Bret Saberhagen**, July 22; "sudden death" game-winning single in 9th inning vs. Chicago off **Dave Schmidt**, July 26; his only grand slam off **Bill Dawley** of White Sox, July 27.

JIM TRABER (Cont.)

Continued hot hitting thru Aug. 23 when he was batting .342 (117-40) with 22 runs, 10 hrs, 32 rbi in 32 games . . . From that point on, however, he batted only .147 (95-14) with 2 hrs, 12 rbi in final 32 games of season.

Outfield Debut: Played 29 games at first, 7 games in left field and one in right . . . In first big league game in outfield on Aug. 12 in Baltimore, he threw out Toronto's **George Bell** at 2nd base on the first ball hit to him.

Surgery: Started to play winter ball in the Dominican Republic, but returned home Nov. 3 and underwent surgery for the removal of a bone chip from his left elbow.

1985: Spent entire season at Rochester, but missed 7 weeks after injuring left knee on May 20 . . . Suffered torn cartilage and was operated on May 22 . . . Didn't return until July 9 . . . For first time in career played more outfield than first base.

1984: Recalled by the Orioles on Sep. 21 . . . Got his 1st major league hit that day in 2nd at bat off Boston's **Oil Can Boyd** . . . Accompanied the Orioles on their fall tour of Japan and batted .286 (28-8) with 2 hrs, 6 rbi in 9 games.

Began the season with Hagerstown and was batting .358 (165-59), 2nd in Carolina League when he was promoted to Charlotte in late June . . . Spent only half season at Charlotte but led club with 16 homers . . . His .351 average (296-104) led Charlotte, but he lacked enough plate appearances to qualify for Southern League batting title.

Had a composite .354 average (461-163) average at Charlotte and Hagerstown with 18 hrs and 85 rbi in 123 games.

1983: With Hagerstown, led Carolina League 1st basemen in fielding (.991), games (119), putouts (1006), total chances (1070) and double plays (96) . . . Was 2nd on club in stolen bases with 21 and 3rd in hits (123) and home runs (14) . . . Played in league all-star game.

1982: Signed by **Jim Gilbert** . . . Named to Appalachian League all-star team while with Bluefield . . . Tied for league lead in rbi (63) and led in game-winning rbi (10) . . . Was 2nd in league in doubles (18) . . . Led league 1st basemen in games (59), total chances (581), putouts (540), assists (34) and double plays (44).

AMATEUR BACKGROUND: Attended Oklahoma State University on a football scholarship . . . Started 6 games at quarterback as a sophomore in '80 and passed for 260 yards in his debut against Washington.

Led Oklahoma State to College Baseball World Series in '81 & '82 . . . Set numerous records at OSU including career batting average (.392), hits, doubles, total bases, and rbi . . . Set Big Eight record with 26 doubles in a single season. Was All-Big Eight and honorable mention All-American as a sophomore.

Was a 3-sport star at Wilde Lake High School in Columbia, MD (graduated '79) . . . Starred in football, basketball and baseball . . . Was named "Prep Athlete of the Year" by the Baltimore Evening Sun in '79.

PERSONAL: Is an accomplished professional singer . . . Has appeared in amateur stage productions of "Guys and Dolls," "Oklahoma," "Camelot," "Lil Abner," "Annie Get Your Gun," and "Man of La Mancha."

Sang the national anthem at Memorial Stadium before the game on Sep. 21, '84, the night of his major league debut . . . Last sang the anthem Aug. 27, '86 at Seattle.

Married the former **Joan Sampson** on 8/25/86 . . . They have one son: **Trabes Alan Traber** (10/15/87).

COMING FROM BEHIND

The biggest deficit the O's have ever overcome to win a ballgame is 8 . . . They trailed the Carmines at Boston on Sep. 2, '56 by 0-8 after 2 1/2 innings, but came back to win 11-10 with a 3-run rally in the top of the 9th. The winner was **Billy Loes** and the gwrtb was produced by the late **Bob Nieman**.

The biggest lead they've blown (and lost the game) is also 8, the same year. They led the Indians 9-1 after 3 1/2 at Cleveland on June 27, '56, but lost 12-11 in 11 innings. **Hal Brown** took the loss.

The major league record for coming from behind is 12, on June 11, '11 by the Tigers who spotted the White Sox a 13-1 lead before storming back to win 16-15.

In recent years, the most dramatic winning rally was staged by the Indians at Cleveland on Sep. 28, '84. They were down to the Twins 10-0 after 3 innings, but won 11-10. The Twins were in the midst of a 10-game losing streak at the time.

194

MARK A. WILLIAMSON

32

Born: July 21, 1959
Height: 6'0"; **Weight:** 170
Bats, R; Throws, R


Position: Pitcher

Birthplace/Residence: Born in Corpus Christi, TX . . . Raised and still lives in Lemon Grove, CA.

Contract Status: Signed thru '88.

Tenure: One year.

Signed Originally with: San Diego.



YEAR CLUB	W-L	ERA	G	GS	CG	SHO	SV	IP	H	R	ER	BB	SO
1982 Reno—1	7-5	4.39	26	0	0	0	9	41	34	24	20	18	30
1983 Beaumont	6-3	4.03	47	1	0	0	3	83	90	45	37	30	39
1984 Reno	10-12	2.90	56	1	0	0	15	93	105	41	30	23	69
1985 Beaumont	10-9	2.86	42	0	0	0	8	78.2	72	27	25	23	63
1986 Las Vegas—2	10-3	3.36	*65	0	0	0	*16	104.1	103	47	39	36	81
1987 Baltimore	8-9	4.03	61	2	0	0	3	125	122	59	56	41	73
Rochester	0-1	6.75	1	0	0	0	0	4	6	3	3	1	1

Pro Totals 43-32 3.40 236 2 0 0 51 400.0 404 184 151 130 282

* Led League

• Tied for League Lead

1—Selected by San Diego Padres' organization in the June '82 free agent draft (4th round).

2—Acquired by Orioles from San Diego Padres organization with catcher Terry Kennedy in deal for pitcher Storm Davis on 10/30/86.

Strikeout High: 5, (Aug. 4, '87 at Mil.).

Walk High: 3, (Apr. 19, '87 vs. Cle. at Bal.).

Longest Outing, Starter: 7, (June 23, '87 vs. N.Y. at Bal.) . . . **In Relief:** 5.1 (May 15, '87 at Cal.).

Winning Streaks: 3, twice, (July 10 thru 25, '87 and Aug. 10 thru 28, '87).

Losing Streak: 3, (June 16 thru 30, '87).

Pitches: Fastball, slider, sinker, palm ball.

1987 SEASON SUMMARY

Finished 8th in the A.L. in appearances with club-high 61, most ever by an Orioles' rookie . . . Only 2 other major league rookies had more appearances in '87: Toronto's **Jeff Musselman** (68) and Pittsburgh's **John Smiley** (63).

Tied with **John Habyan** for club lead in wins after the All-Star break (5) . . . From July 4 thru the end of the season was 6-4 with one save and a 3.19 era (IP-59.1, ER-21) in 33 appearances.

Entered July with a 2-6 record 4.80 (IP-65.2, ER-35) in 28 appearances . . . In his next 17 games, July 4–Aug. 28, was 6-2 with one save and a 2.45 era (IP-33, ER-9) lowering overall era to 3.94 (IP-98, ER-43) . . . Had his best stretch in 7 appearances, July 4–21, when he allowed only one run and 7 hits over 14.1 innings while earning 2 wins and a save.

Averaged only 2.95 walks per 9 innings despite yielding a major league high 15 intentional walks . . . Earned 3 saves in 11 save chances.

VS. CLEVELAND: Retired 21 straight batters over 4 appearances, Apr. 10-19, all vs. Indians . . . Earned first major league win at Cleveland on Apr. 10, 12-11, over **Ernie Comacho**.

STARTER/RELIEVER: Made 2 starts: no decision at home vs. Yankees on June 23 (IP-7, H-7, R-1, ER-1, BB-2, SO-3) in game O's eventually lost 2-1 and a 13-9 loss at Boston on June 30 . . . Had made only 2 starts in 236 pro appearances prior to '87 . . . In his 59 relief appearances was 8-8 with a 3.73 era (IP-113.1, ER-47).

ROCHESTER: Was optioned to Rochester on May 23 when **Tom Niedenfuer** was acquired from the Dodgers . . . Four days later was recalled when **Don Aase** went on DL for 2nd time . . . Lost his only appearance, 6-5, to Toledo on May 25.

BY-MONTH: **APR.** (1-2-1, 6.43, IP-14, ER-10, G-8) . . . **MAY** (1-1-1, 3.22, IP-22.1, ER-8, G-11) . . . **JUNE** (0-3-0, 5.22, IP-29.1, ER-17, G-9) . . . **JULY** (3-1-1, 2.16, IP-16.2, ER-4, G-9) . . . **AUG.** (3-2-0, 3.33, IP-24, ER-8, G-12) . . . **SEP.-OCT.** (0-0-0, 4.34, IP-18.2, ER-9, G-12).

195

IN UNIFORM

MARK WILLIAMSON (Cont.)
PREVIOUS CAREER HIGHLIGHTS

1986: Led the Pacific Coast League in saves (16, tied), appearances (65) and winning percentage (.769, 10-3) while with PCL champion Las Vegas... His 3.36 era was 11 innings shy of qualifying as the 2nd best in the league (the league average in '86 was a 4.49 era).

Was the top reliever in AAA ball in the Roloids Relief competition accumulating 49 points (+2 for a win or save, -1 for a loss)... Named to Baseball America's PCL all-star team.

1985: Led the Texas League in relief wins (10) and earned a club-high 8 saves... Was 30 innings shy of 2nd best era in league.

1984: Had club-high 15 saves, 6th in the California League while at Reno... His 56 appearances were tied for 3rd most in the league... Had the only sub-3.00 era on the staff.

EARLY CAREER: In 1st year of pro ball at Reno (California, A), he earned 7 wins and 9 saves in 26 appearances... Led the club in saves... In '83, was 2nd in appearances for Texas League champion Beaumont.

AMATEUR CAREER: Played 2 seasons at San Diego State ('81-'82)... As a junior his teammates included **Tony Gwynn** (Padres), **Bobby Meacham** (Yankees) and **Al Newman** (Expos)... In '82, as a senior, he was 11-8 with 11 saves and a 1.73 era (IP-109, ER-21) to help lead San Diego State to 57-31 record and a berth in the NCAA Regional tournament... Led the nation in saves, was 7th in era and 8th in strikeouts (113)... Named 3rd team All-America and All-Western Athletic Conference... Also played at Grossmont College in El Cajon, CA... Attended Mt. Miguel (CA) High School.

PERSONAL: He and his wife, the former **Lori Benbrook**, have a son, **Elliot** (2/24/83)... Has worked for an aircraft parts manufacturing company in previous off-seasons... Studied mechanical engineering at San Diego State.

63 CRAIG RICHARD WORTHINGTON


Born: Apr. 17, 1965
Height: 6'0"; **Weight:** 198
Bats, R; Throws, R
Position: Third base

Birthplace/Residence: Born in Los Angeles, CA... Grew up and resides in Pico Rivera, CA.

Contract Status: Signed thru '88.

Tenure: None

Signed Originally with: Orioles.



YEAR CLUB	AVG.	G	AB	R	H	2B	3B	HR	RBI	BB	SO	SB	CS	HP
1985 Bluefield-1	.341	39	129	33	44	9	1	7	20	10	19	3	2	2
1986 Hagerstown	.300	132	480	85	144	35	1	15	105	82	58	7	12	2
1987 Rochester	.258	109	383	46	99	14	1	7	50	32	62	0	2	2

Pro Totals .289 280 992 164 287 58 3 29 175 124 139 10 16 6

1—Selected by Orioles' organization in first round of June '85 free agent draft (secondary phase).

1987 SEASON SUMMARY

1987: Was invited to Orioles' spring training camp as a non-roster player, but assigned to Rochester... Suffered torn left hamstring running the bases on Aug. 14 and missed the rest of the season... Batted .471 (51-24) in final 15 games before injury, raising average from .222... Average reached season-high .296 (81-24) on May 6.

Was the top fielding 3rd baseman in the International League and led the league's 3rd basemen in games (101), total chances (310), putouts (79), assists (211), and tied in double plays (16).

Had homer and 5 rbi in exhibition game vs. Orioles on July 27 at Rochester.

1986: Led the Carolina League in rbi (105), gwrbi (16); was 2nd in doubles (35); 4th in total bases (226) and extra-base hits (51); and 8th in batting (.300).

Named to Carolina League all-star team and picked as 2nd brightest prospect in the league by Baseball America.

On Apr. 24 thru 1st 14 games was batting only .192 (52-10) with one homer and 11 rbi... In next 101 games he drove in 91 runs with 14 homers and batted .328 (351-115), raising average to season-high .311 on Aug. 20.

Named Topps' Player of the Month for July when he batted .353 (102-36) with 2 homers and 23 rbi in 28 games.

1985: Chosen Appalachian League all-star 3rd baseman... Led Bluefield in batting, but was 55 plate appearances shy of qualifying as the league's 2nd best... Named Topps' Appalachian League Player of the Month in July.

AMATEUR BACKGROUND: Graduated from Cerritos Junior College in '85 and helped lead the school to a 39-5 record that spring... Is a 1983 graduate of Cantwell High School in Pico Rivera, CA, where he played shortstop.

PERSONAL: Father, **Charles**, is Hawaiian Indian; mother, **Marie**, is of Mexican descent... Single.

MICHAEL (MIKE) DARREN YOUNG

43

Born: Mar. 20, 1960
Height: 6'2"; **Weight:** 206
Bats, L-R; Throws, R
Position: Outfield

Birthplace/Residence: Born in Oakland, CA... Now lives in Hayward, CA.

Contract Status: Signed thru '88.

Tenure: 4 years, 32 days.

Signed Originally with: Orioles.



YEAR CLUB	AVG.	G	AB	R	H	2B	3B	HR	RBI	BB	SO	SB	CS	HP
1980 Miami-1	.267	115	393	72	105	13	8	5	52	73	91	18	6	2
1981 Miami	.345	63	235	32	81	19	6	3	34	35	48	17	4	2
Charlotte	.320	75	275	58	88	16	3	12	45	45	67	23	5	1
Rochester	.333	1	3	0	1	0	0	0	0	0	1	0	0	0
1982 Rochester	.265	137	502	86	133	22	11	16	62	82	140	11	7	6
Baltimore	.000	6	2	2	0	0	0	0	0	0	1	0	0	0
1983 Rochester	.284	102	373	62	106	14	8	14	66	56	93	18	5	1
Baltimore	.167	24	36	5	6	2	1	0	2	2	8	1	0	1
1984 Rochester	.333	20	72	17	24	6	1	2	17	52	58	110	6	2
Baltimore	.252	123	401	59	101	17	2	17	28	81	48	104	1	5
1985 Baltimore	.273	139	450	72	123	22	1	9	42	49	90	3	1	3
1986 Baltimore	.252	117	369	43	93	15	1	9	21	22	25	6	1	1
Rochester	.278	32	97	14	27	2	0	1	2	5	3	7	0	0
1987 Rochester	.320	7	25	4	8	0	1	2	5	3	7	0	0	0
Baltimore	.240	110	363	46	87	10	1	16	39	46	91	10	7	2

M.L. Totals .253 519 1621 227 410 66 6 70 216 203 404 21 15 17

GWRBI: '82-Bal.-0; '83-Bal.-1; '84-Bal.-7; '85-Bal.-9; '86-Bal.-3; '87-4. Total: 24.

*Led League

1—Selected by Orioles organization in January '80 free agent draft (1st round secondary phase)... Signed by Caesar Siniibaldi on 1/14/80.

Career Highs, Game: **Runs-3, twice** (the latest June 20, '86 at Bos.); **Hits-4**, (Apr. 23, '85 at Tex.); **HR-2, 5 times**, (the latest July 12, '87 vs. Min. at Bal.); **RBI-5**, (Aug. 17, '85 vs. Tex. at Bal. and Sep. 20, '84 vs. Bos. at Bal.).

Hitting Streaks: **15**, (July 6 thru 24, '85); **9**, (Sep. 16 thru 24, '84).

Grand Slams: **1**, (see page 28).

1987 AND MAJOR LEAGUE CAREER

Missed the first 5 weeks of the season after injuring right thumb in spring training (see below under "Injury")... Hit 7 more homers than in '86 in 6 fewer at bats... Had the 12th highest strikeouts per ABs ratio (AB—363, SO—91) in the A.L. (minimum 50 strikeouts)... Stole a career-high 10 bases.

IN UNIFORM

MIKE YOUNG (Cont.)

Activated from DL on May 13 . . . Was batting only .214 after 18 games, then went 25-for-78 (.325) over next 24 games, raising average to season-high .276 on June 30 . . . Batted only .218 (229-50) the rest of the season, including .193 (57-11) in last 18 games.

Had a pair of 2-homer games: May 28 vs. California when he tied a major league record with 2 extra-innings homers (for more details see below) and July 12 at home vs. Minnesota with a pair off **Joe Niekro**.

Made 97 starts: club-high 43 as DH, 51 in left field and his first 3 ever in center field.

EXTRA (INNINGS) EFFORT: Became the 5th player in major league history to hit 2 extra-inning home runs in the same game when he hit 2 off California's **Dwayne Buice** on May 28 at Baltimore . . . First tied game in 10th with solo homer, then won it with 2-run homer in 12th . . . The last time it was accomplished was by **Ralph Garr** of Atlanta on May 17, '71.

Young's homers gave the O's 6 that night, most ever by the O's in a home game.

INJURY: Tore ligament in right thumb diving for line drive by **Don Mattingly** in exhibition game vs. Yankees on March 8 . . . Was operated on by **Dr. Hugh Baugher** at Baltimore's Children's Hospital on March 11 and placed on DL . . . After rehab assignment at Rochester returned to Orioles on May 13.

MISCELLANEOUS: Batted in every spot but 3rd or 4th in the lineup . . . Batted only .147 (68-10) with men in scoring position.

1987 AND MAJOR LEAGUE CAREER

HOME RUNS: Has hit 53 homers over the past 3 years, only 3 major league switch-hitters have hit more: **Eddie Murray** (78), **Howard Johnson** (57) of the Mets, and Houston's **Kevin Bass** (55) . . . Has hit a home run in every current A.L. park except the 2 domed stadiums (Metrodome and Kingdome).

BASES LOADED: Career average with bases loaded is .385 (39-15).

SWITCH-HITTING: His career marks are .255 (1032-263, HR—47) left-handed and .250 (589-147, HR—23) from the right side . . . Natural left-handed hitter . . . Worked closely with former O's batting instructor **Ralph Rowe** on conversion to switch-hitting.

Has homered from both sides of the plate in a single game one time (Aug. 13, '85 vs. Cleveland, off **Ramon Romero** and **Rich Thompson**).

YOUNG BY MONTH

1987 SEASON				LIFETIME				
AVG.	AB-H	HR	RBI	MONTH	AVG.	AB-H	HR	RBI
—	—	—	—	APR.	.243	111-27	2	11
.242	33-8	2	3	MAY	.250	208-52	6	24
.287	101-29	5	15	JUNE	.254	299-76	13	43
.216	74-16	5	10	JULY	.235	302-71	13	35
.220	82-18	1	4	AUG.	.269	264-71	19	52
.219	73-16	3	7	SEP.-OCT.	.259	437-113	17	51

PREVIOUS CAREER HIGHLIGHTS

1986: Was the only A.L. player who hit 25 or more homers in '85 and less than 10 in '86 . . . Average dropped off 21 points and rbi 39 from previous year . . . Fanned a club-high 90 times.

Was batting .281 (114-32) in 36 games thru May 26, but had only one homer and 12 rbi . . . Didn't hit 1st homer until May 15, his 1st homer since Oct. 1, '85 (33 games).

Was hitting .236 (258-61, HR-5) when he was optioned to Rochester on July 24 . . . Returned to O's on Aug. 31 and went on to hit .333 (93-31) in final 28 games to raise average 27 points from season low of .225 on Sep. 5.

In one week at Rochester (Aug. 9-15) he hit 2 grand slams and a 3-run homer.

1985: Ranked among the top sluggers in the A.L. during 2nd half of season . . . Hit club-high 20 home runs after the all-star break . . . Thru July 11, had only 6 homers and 23 rbi in 61 games, but had 22 hrs, 58 rbi the final 78 games.

His 22 homers from July 12 thru the end of the season were bettered only by **Don Mattingly** (27) and **Darrell Evans** (23) . . . **Steve Balboni** also hit 22 . . . Had incredible streak of 20 homers and 49 rbi in 51 games (189 ab's) from July 12 thru Sep. 10 . . . Hit 9 in 13 games from Aug. 2-17.

Record Month: Set a club record with 32 rbi in August, breaking record of 31 held by **Doug DeCinces** (July '78) and **Boog Powell** (July '69) . . . Hit 11 home runs that month. The only Orioles to have hit more in one month were **Frank Robinson** (13 & 12) and **Jim Gentile** (15) have hit more in one month (see page 205).

Best stretch was from Aug. 1-17 when he drove in 24 runs in 14 games while batting .347 (49-17) with 9 homers and 13 runs scored . . . Named A.L. "Player of the Week," Aug. 11-17, when he hit .368 (19-7) with 5 homers (all at home), including 3 game-winners and 13 rbi in 6 games.

1984: Finished 2nd among A.L. rookies in homers with 17 behind **Alvin Davis** of Seattle (27) . . . Was 3rd in rbi among the league's rookies with 52 behind **Davis** (116) and Minnesota's **Tim Teufel** (61).

Joined the Orioles from Rochester on May 7 . . . Was 3rd on the O's in at bats (401), runs (59) and gwrbi (7); tied for 3rd in hits (101), walks (58) and in homers and rbi.

Had 11 hrs the last 2 months of the season, most on the club . . . Hit 1st major league homer off Seattle's **Ed Vande Berg** at Memorial Stadium on May 19 . . . Hit 1st major league grand slam off Detroit's **Aurelio Lopez** on Sep. 3, breaking 3-3 tie with 2 out in 8th of O's 7-4 win.

Before joining the O's, was leading Rochester in hitting (.333, 72-24), homers (4) and rbi (15) . . . Batted .377 (52-20) in last 16 games at Rochester.

1983: Was recalled from Rochester on June 24 when **Dan Ford** went on the DL . . . Hit .214 (28-6) in 15 games . . . Singled off N.Y.'s **George Frazier** on June 30 for 1st major league hit . . . Returned to Rochester when **Ford** was reactivated, and was recalled in September.

Rochester: Despite stint in Baltimore, still led Red Wings in rbi (66), tied for team lead in stolen bases (18), 2nd in homers (14) and triples (8) . . . Batted .262 (244-64) with 8 home runs and 46 rbi in 65 games before 1st recall and .326 (129-42) with 6 homers and 20 rbi in 37 games during his 2nd stay in Rochester.

1982: Tied for 2nd in International League with 137 games played, was 3rd in triples (11), and 4th in walks (82) . . . Hit 16 homers and topped the I.L. with 140 strikeouts.

Joined the Orioles on Sep. 11 and made major league debut as pinch-runner Sep. 14 vs. New York.

PRO CAREER: In '81 hit a composite .331 (513-170) with 15 home runs, 79 rbi and 40 stolen bases in 139 games for 3 clubs . . . Was leading the Florida State League in batting when promoted from Miami to Charlotte on June 17 . . . Was selected to FSL all-star outfield at end of season despite spending only 2 months in league.

In '80 had the highest average among regulars at Miami at .267 and led the Florida State League in assists (17).

AMATEUR BACKGROUND: Played one season at St. Mary's College (Moraga, CA) . . . Transferred to Chabot Junior College in Hayward, CA in Sep. '79 and played fall baseball there.

Lettered in baseball and basketball at Hayward High School (graduated '78) . . . Was all-league in baseball 3 seasons and team captain senior year . . . Was drafted by the Cleveland Indians out of high school but did not sign.

PERSONAL: Hobbies: music, fishing and racquetball . . . Single.

"READ LIKE A PRO"

In January at a Memorial Stadium press conference, Baltimore Mayor **Kurt Schmoke** and his old friend from Baltimore, **Calvin Hill**, the Orioles' vice president/administrative personnel, jointly announced a new program designed to encourage students to read.

The "Read Like a Pro" project, aimed at 5th graders in the city's school system, challenges the students to read six extra books during a three month period. Those who achieve that goal will receive free tickets to an Orioles game for themselves and a parent or guardian.

At the same time, the Orioles also made a \$10,000 contribution to the city to help fund adult literacy programs.

OSWALD PERAZA (Cont. from page 172)

Had two 3-hitters: Apr. 25 in 3-1 loss to Greenville and in 10-1 win over Huntsville on June 10 . . . Struck out season-high 10 batters on July 6 in 6 innings while beating Greenville . . . Earned his lone save with 4 innings of hitless relief vs. Huntsville, May 28.

PITCHING CAREER, '83-'86: After breaking into pro ball as a catcher, was converted into a pitcher in '83 at Bradenton, the Blue Jays' affiliate in the rookie league.

Began the '84 season in the bullpen at Florence (A) before taking a turn in the rotation in mid-May . . . Made 13 starts before returning to the bullpen . . . In his 2nd start he struck out 11 in complete game win against Anderson on May 18 . . . Named Blue Jays' "Minor League Pitcher of the Month" in May 1985.

In '85, tied for 4th in the Carolina League in starts (25) . . . Struck out season-high 11 on 2 separate occasions . . . Lost a 2-hitter on Apr. 27 to Prince William and beat Winston-Salem on a 3-hit shutout on May 5 . . . Promoted to AA at Knoxville in late July . . . Saw first AAA action in '86.

CATCHING CAREER, '81-'82: Spent first 2 seasons in the Blue Jays' system as a catcher, both at Bradenton . . . Batted a combined .199 (196-39) in the 2 seasons, including .125 (40-5, HR—0, RBI—0) in 23 games in first season and .218 (156-34, HR—2, RBI—13) in 51 games in 2nd year.

PERSONAL: Single . . . Attended Miguel Pena High School in Venezuela.

NIEDENFUER BY MONTH

1987 SEASON					LIFETIME					
W-L-S	ERA	IP	ER	G	MONTH	W-L-S	ERA	IP	ER	G
1-0-1	2.45	11.0	3	11	APR.	3-2-7	3.02	56.2	19	40
0-0-1	5.73	11.0	7	8	MAY	6-8-15	2.83	95.1	30	65
1-0-1	5.27	13.2	8	10	JUNE	6-1-6	2.81	73.2	23	57
1-3-4	4.05	13.1	6	11	JULY	5-6-12	2.99	78.1	26	56
0-0-4	5.40	8.1	5	9	AUG.	6-3-23	1.66	86.2	16	60
1-2-3	3.97	11.1	5	11	SEP.-OCT.	7-13-14	4.43	101.2	50	77

WORLD SERIES SHARES (Cont. from page 85)

Here are the individual shares that Baltimore players received over the years:

1960	\$ 1,154.68	(2nd place)	1972	\$ 330.88	(3rd place East)
1961	946.17	(3rd place)	1973	7,469.77	(1st place East)
1963	740.85	(4th place)	1974	7,394.76	(1st place East)
1964	971.85	(3rd place)	1975	1,245.15	(2nd place East)
1965	1,187.07	(3rd place)	1976	1,652.12	(2nd place East)
1966	11,683.04	(World Champions)	1977	1,173.30	(2nd place East tie)
1968	1,904.04	(2nd place)	1979	22,113.94	(A.L. Champions)
1969	14,904.21	(A.L. Champions)	1980	2,668.71	(2nd place East)
1970	18,215.78	(World Champions)	1981	757.87	(3rd place East*)
1971	13,906.46	(A.L. Champions)	1982	2,926.54	(2nd place East)
			1983	65,487.50	(World Champions**)
				\$179,241.29—Total	

*Though the O's had 2nd best full season record in A.L. East, they received only 3rd place money because New York and Milwaukee each won half-season championships.

**The O's voted 29 full shares in '83 . . . The Phillies' (losers) share in '83 was \$44,473.31. They, too, voted 29 full shares.

Note: In '87 the World Champion Twins each earned \$85,580. . . . The losing Cardinals' share was \$56,052.

BEST LONG STRETCH

The best record the O's have ever compiled in a stretch of 30 or more games is 26-4 between Sep. 8 and Oct. 15, '70. It included a 19-3 run at the end of the regular season and 7-1 in post-season (playoffs, world series).

MAJOR MATCHUPS (aka "Weaver Stats" Highlights)

Listed below are some of the more interesting lifetime results of individual batter-pitcher confrontations between current Orioles and current opponents. These statistics were, to our knowledge, first maintained in comprehensive fashion at the request of **Earl Weaver** during his early years as manager of the Orioles (circa 1969):

All pitchers are in bold face . . . Avg. (ab-h) . . . If no home runs (hr) are listed after the batters' names, they had not hit any homers off that pitcher lifetime thru '87:

BOSTON RED SOX: **Boyd**—Young-.333 (24-8) . . . **Clemens**—Murray-.350 (20-7), 2 hr . . . Young-.077 (13-1) . . . **Hurst**—Lacy-.409 (22-9) . . . Young-.444 (18-8), 3 hr . . . Murray-.088 (34-3), 2 hr . . . **Sellers**—Sheets-.438 (16-7), 1 hr . . . **Stanley**—C. Ripken-.433 (30-13) . . . Murray-.391 (46-18), 2 hr . . . **Woodward**—Stanicek-.667 (6-4).

Aase—Rice-.435 (23-10), 3 hr . . . **Ballard**—Barrett-.714 (7-5), 1 hr . . . **Boddicker**—Barrett-.467 (30-14) . . . **Boggs**-.375 (32-12) . . . **McGregor**—Rice-.429 (42-18), 2 hr . . . **Schmidt**—Rice-.154 (13-2) . . . S. Owen-.563 (16-9), 1 hr.

CALIFORNIA ANGELS: **McCaskill**—Murray-.450 (20-9), 1 hr . . . Lynn-.160 (25-4) . . . **Minton**—Kennedy-.348 (23-8) . . . Knight-.107 (28-3) . . . **Petry**—Lynn-.326 (46-15), 5 hr . . . Murray-.306 (62-19), 3 hr . . . C. Ripken-.231 (52-12) . . . **Witt**—Dwyer-.348 (23-8), 1 hr . . . Lynn-.538 (13-7), 2 hr . . . Murray-.326 (43-14), 3 hr . . . Sheets-.158 (19-3) . . . Young-.333 (27-9), 1 hr.

Aase—Wynegar-.208 (24-5) . . . **E. Bell**—Joyner-.625 (8-5), 1 hr . . . **Boddicker**—Boone-.423 (26-11), 1 hr . . . Buckner-.176 (34-6), 2 hr . . . Downing-.182 (33-6), 2 hr . . . **McGregor**—Downing-.154 (78-12), 1 hr . . . **Niedenfuier**—Ray-.077 (13-1) . . . **Schmidt**—Downing-.133 (15-2).

CHICAGO WHITE SOX: **LaPoint**—Kennedy-.167 (24-4) . . . Knight-.129 (31-4), 1 hr . . . Lacy-.419 (31-13), 2 hr . . . **Reuss**—Knight-.309 (81-25), 2 hr . . . Lacy-.400 (55-22) . . . Kennedy-.237 (38-9), 2 hr.

Aase—Baines-.133 (15-2) . . . Fisk-.333 (21-7) . . . Smalley-.300 (30-9), 3 hr . . . **Boddicker**—Baines-.333 (45-15), 2 hr . . . Calderon-.545 (11-6), 1 hr . . . Fisk-.154 (26-4), 1 hr . . . Smalley-.273 (33-9), 3 hr . . . Walker-.317 (41-13), 1 hr . . . **McGregor**—Baines-.163 (49-8), 2 hr . . . Fisk-.270 (74-20), 2 hr.

CLEVELAND INDIANS: **Bailes**—C. Ripken-.000 (10-0) . . . **Crawford**—Murray-.556 (9-5) . . . **Harris**—Lynn-.000 (7-0) . . . C. Ripken-.000 (7-0) . . . **Huisman**—C. Ripken-.455 (11-5) . . . **Schrom**—Lacy-.438 (16-7) . . . Lynn-.174 (23-4) . . . Murray-.278 (36-10), 4 hr . . . C. Ripken-.314 (35-11), 3 hr.

Bell—Carter-.100 (10-1) . . . **Boddicker**—Carter-.105 (19-2), 1 hr . . . Jacoby-.095 (21-2) . . . Kittle-.067 (15-1) . . . **Habyan**—Moses-.800 (5-4) . . . **McGregor**—Carter-.350 (20-7) . . . Jacoby-.400 (25-10), 2 hr . . . Tabler-.405 (37-15).

DETROIT TIGERS: **Alexander**—Lacy-.400 (15-6), 1 hr . . . Lynn-.373 (59-22), 4 hr, 9 bb, ob pct.-.441 (68-30) . . . Murray-.173 (52-9), 2 hr . . . C. Ripken-.154 (39-6), 1 hr . . . **Hernandez**—Lacy-.455 (22-10) . . . Murray-.071 (14-1) . . . **King**—Murray-.000 (17-0) . . . C. Ripken-.133 (15-2) . . . Young-.143 (14-2) . . . **Morris**—Lynn-.388 (49-19), 3 hr . . . Murray-.310 (84-26), 4 hr, 10 bb, 17 so . . . C. Ripken-.320 (50-16), 3 hr . . . **Tanana**—Murray-.262 (84-22), 4 hr . . . Lacy-.333 (21-7), 2 hr . . . Lynn-.122 (41-5) . . . C. Ripken—.229 (48-11), 1 hr . . . Young-.333 (24-8), 0 hr . . . **Terrell**—Kennedy-.381 (21-8), 1 hr . . . Lynn-.500 (14-7) . . . Murray-.158 (19-3) . . . C. Ripken-.350 (20-7), 1 hr . . . Sheets-.077 (13-1) . . . **Thurmond**—Lacy-.571 (14-8).

Aase—Lemon-.200 (20-4) . . . Whitaker-.429 (28-12), 1 hr . . . **Boddicker**—Pettis-.063 (16-1) . . . Dar. Evans-.471 (17-8), 2 hr . . . Lemon-.158 (19-3) . . . Trammell-.478 (23-11) . . . Whitaker-.455 (33-15), 2 hr . . . **McGregor**—Herndon-.469 (32-15), 4 hr . . . **Schmidt**—Pettis-.000 (12-0).

KANSAS CITY—Bannister—Lynn-.125 (40-5), 1 hr . . . Murray-.233 (43-10), 2 hr . . . C. Ripken-.368 (38-14), 3 hr . . . **Black**—Lynn-.154 (26-4) . . . Murray-.318 (22-7) . . . **Gubicza**—C. Ripken-.455 (22-10) . . . Young-.091 (11-1) . . . **Leibrandt**—Kennedy-.333 (18-6) . . . Lynn-.400 (15-6) . . . C. Ripken-.310 (29-9), 2 hr, 4 2bh . . . Young-.400 (20-8) . . . **Quisenberry**—Dwyer-.143 (14-2) . . . Murray-.400 (20-8), 1 hr . . . C. Ripken-.316 (19-6), 1 hr . . . Young-.333 (12-4) . . . **Saberhagen**—Dwyer-.400 (10-4) . . . Lynn-.125 (24-3), 1 hr . . . Murray-.368 (19-7), 1 hr . . . C. Ripken-.391 (23-9), 3 hr . . . Sheets-.211 (19-4), 1 hr.

MAJOR MATCHUPS—KANSAS CITY (Cont.)

Aase—White-206 (34-7) . . . Brett-286 (28-8) . . . **Bell**—Brett-125 (8-1) . . . Seitzer-500 (10-5), 1 hr . . . **Boddicker**—Brett-316 (19-6) . . . Seitzer-200 (10-2), 1 hr . . . White-111 (27-3) . . . Tartabull-167 (12-2), 7 so . . . **McGregor**—Brett-222 (54-12), 2 hr . . . Wilson-340 (53-18), 1 hr . . . White-264 (53-14, 2 hr) . . . **Schmidt**—Brett-400 (15-6).

MILWAUKEE BREWERS: Birkbeck—Murray-000 (7-0) . . . C. Ripken-571 (7-4) . . . **Clear**—Dwyer-125 (16-2), 1 hr . . . C. Ripken-083 (12-1) . . . **Higuera**—Lacy-067 (15-1) . . . Lynn-167 (12-2) . . . Murray-348 (23-8), 3 hr . . . C. Ripken-130 (23-3), 1 hr . . . Gerhart-200 (15-3), 8 so . . . **Nieves**—Lacy-125 (16-2) . . . Murray-316 (19-6), 2 hr . . . B. Ripken-571 (7-4) . . . C. Ripken-200 (20-4) . . . **Plesac**—C. Ripken-000 (8-0) . . . Young-375 (8-3) . . . **Wegman**—Lynn-538 (13-7), 3 hr . . . Murray-368 (19-7), 1 hr . . . C. Ripken-150 (20-3) . . . Sheets-438 (16-7).

Aase—Gantner-429 (14-6) . . . Molitor-143 (14-2), Yount-310 (29-9) . . . **Bell**—Molitor-200 (10-2) . . . **Boddicker**—Molitor-120 (25-3) . . . Riles-100 (20-2) . . . Schroeder-118 (17-2), Yount-182 (33-6), 1 hr . . . **McGregor**—Deer-438 (16-7), 1 hr . . . Gantner-244 (41-10) . . . Molitor-339 (62-21), 2 hr . . . Sveum-400 (15-6) . . . Yount-227 (66-15), 1 hr . . . Riles-238 (21-5), 1 hr . . . **Schmidt**—Molitor-333 (24-8) . . . Yount-227 (22-5).

MINNESOTA TWINS: Berenguer—Dwyer-100 (10-1), 1 hr . . . C. Ripken-100 (20-2), 1 hr . . . Murray-263 (19-5), 1 hr . . . **Byleven**—Dwyer-136 (22-3) . . . Kennedy-150 (20-3) . . . Knight-367 (30-11) . . . Lacy-176 (17-3) . . . Lynn-391 (46-18), 4 hr . . . Murray-365 (52-19), 3 hr . . . C. Ripken-357 (42-15), 3 hr . . . **Carlton**—Lacy-372 (78-29) . . . Knight-356 (87-31) . . . **Joe Niekro**—Lacy-132 (38-5) . . . **Reardon**—Kennedy-087 (23-2) . . . Knight-143 (14-2) . . . Lacy-067 (15-1) . . . Sheets-750 (4-3), 1 hr . . . **Viola**—Gerhart-000 (9-0) . . . Lacy-333 (27-9), 2 hr . . . Lynn-235 (34-8), 4 hr . . . C. Ripken-302 (53-16), 3 hr . . . Murray-265 (49-13), 1 hr . . . Young-158 (19-3), 1 hr . . .

Aase—Bush-100 (10-1) . . . Brunansky-000 (10-0) . . . Gaetti-364 (11-4) . . . Hrbek-000 (7-0) . . . **Bell**—Brunansky-000 (8-0) . . . Gaetti-111 (9-1) . . . Lombardozzi-100 (10-1) . . . **Boddicker**—Bush-200 (20-4) . . . Gaetti-214 (42-9), 2 hr . . . Hrbek-200 (40-8), 2 hr . . . Puckett-250 (32-8), 11 so . . . **McGregor**—Brunansky-242 (33-8), 3 hr . . . Gaetti-333 (33-11), 2 hr . . . Hrbek-161 (31-5), 2 hr . . . Puckett-417 (24-10), 1 hr . . . **Niedenfuhr**—Gladden-357 (14-5) . . . **Schmidt**—Puckett-353 (17-6), 1 hr . . .

NEW YORK YANKEES: N. Allen—Kennedy-364 (22-8) . . . **Candelaria**—Knight-184 (38-7) . . . **Dotson**—Lynn-419 (31-13), 2 hr . . . Murray-340 (47-16), 5 hr . . . C. Ripken-278 (36-10) . . . **Guidry**—Lacy-167 (18-3) . . . Lynn-250 (36-9) . . . Murray-247 (73-18), 4 hr . . . C. Ripken-414 (29-12), 2 hr . . . **Hudson**—Kennedy-348 (23-8) . . . Murray-222 (9-2), 2 hr (both WS) . . . **John**—Lynn-313 (32-10), 1 hr . . . Murray-333 (51-17), 3 hr . . . C. Ripken-370 (27-10) . . . **Rhoden**—Kennedy-250 (52-13), 2 hr . . . Knight-216 (37-8) . . . **Righetti**—Lynn-190 (21-4), 1 hr . . . Murray-361 (36-13), 1 hr . . . C. Ripken-280 (25-7), 2 hr . . .

Aase—R. Henderson-217 (23-5) . . . Mattingly-833 (6-5), 2 hr . . . Winfield-435 (11-5) . . . **Bell**—Winfield-455 (11-5) . . . **Boddicker**—Mattingly-286 (35-10), 1 hr . . . Pagliarulo-138 (29-4), 2 hr . . . Slaught-167 (18-3) . . . Ward-162 (37-6), Winfield-212 (33-7), 1 hr . . . **McGregor**—Cerone-125 (32-4) . . . R. Henderson-317 (63-20), 2 hr . . . Randolph-360 (75-27), 3 hr . . . Slaught-448 (29-13) . . . Skinner-463 (13-6), 1 hr . . . Ward-382 (34-13), 3 hr . . . Winfield-245 (53-13), 1 hr . . . **Schmidt**—Mattingly-100 (10-1) . . . Winfield-333 (12-4).

OAKLAND A's: Eckersley—Dwyer-375 (16-6), 2 hr . . . Lynn-231 (39-9), 2 hr . . . Murray-333 (42-14), 3 hr . . . **Haas**—Dwyer-412 (17-7) . . . Lynn-316 (38-12), 2 hr . . . Murray-380 (50-19), 3 hr . . . C. Ripken-345 (29-10), 0 hr . . . **Honeycutt**—Kennedy-240 (25-6) . . . Murray-471 (17-8) . . . **G. Nelson**—Lynn-435 (23-10), 1 hr . . . Murray-156 (32-5), 1 hr . . . C. Ripken-409 (22-9), 2 hr . . . **Plunk**—C. Ripken-111 (9-1), Sheets-222 (9-2) . . . **D. Stewart**—Knight-360 (25-9) . . . Lynn-063 (16-1) . . . Murray-160 (25-4) . . . C. Ripken-250 (24-6) . . . Sheets-417 (12-5), 1 hr . . . Young-444 (9-4) . . . **B. Stoddard**—Lynn-462 (13-6) . . . Murray-000 (8-0) . . . **C. Young**—Lynn-417 (12-5), 2 hr . . . Murray-048 (21-1) . . . C. Ripken-136 (22-3), 1 hr . . . Young-438 (16-7), 3 hr . . . **Ma. Young**: Murray-235 (17-4) . . . C. Ripken-316 (19-6), 1 hr . . . Young-308 (13-4), 2 hr . . .

MAJOR MATCHUPS—OAKLAND (Cont.)

Boddicker—Lansford-424 (33-14), 4 hr . . . Phillips-143 (21-3) . . . **Habyan**—Canseco-000 (6-0) . . . Lansford-000 (7-0) . . . **McGregor**—Canseco-538 (13-7) . . . D. Henderson-235 (17-4).

SEATTLE MARINERS: S. Bankhead—C. Ripken-000 (7-0) . . . **Langston**—Lacy-208 (24-5), Murray-429 (28-12), 1 hr . . . C. Ripken-367 (30-11), 1 hr . . . Young-222 (18-4) . . . **M. Moore**—Dwyer-188 (16-3), 2 hr . . . Lacy-133 (15-2) . . . Lynn-200 (40-8), 1 hr, 9 so . . . Murray-271 (48-13) . . . C. Ripken-204 (49-10), 2 hr . . . Sheets-222 (27-6), 1 hr . . . Young-103 (29-3) . . . **E. Nunez**—C. Ripken (9-1) . . . **Trout**—Kennedy-421 (19-8), 1 hr . . . Knight-300 (20-6) . . . Lacy-438 (16-7) . . . Murray-136 (22-3).

Ballard—Valle-750 (8-6) . . . **Boddicker**—A. Davis-286 (21-6) . . . Presley-278 (18-5), 1 hr, 7 so . . . Reynolds-467 (15-7) . . . **Habyan**—Presley-111 (9-1), 1 hr . . . **McGregor**—A. Davis-267 (15-4) . . . Presley-125 (8-1) . . . **Schmidt**—Presley-308 (13-4) . . . A. Davis-267 (15-4), 1 hr . . .

TEXAS RANGERS: Correa—C. Ripken-714 (7-5) . . . **Guzman**—C. Ripken-417 (12-5), 1 hr . . . **Hough**—Gerhart-267 (15-4), 2b-1, hr-2 . . . Lynn-244 (45-11), 3 hr . . . Murray-270 (37-10), 1 hr . . . C. Ripken-229 (35-8), 1 hr . . . Sheets-190 (21-4), 1 hr . . . Young-167 (12-2), 1 hr . . . **Loynd**—C. Ripken-000 (7-0) . . . **Mohorcic**—C. Ripken-000 (8-0) . . . **J. Russell**—Kennedy-167 (12-2) . . . Lacy-214 (14-3) . . . **Witt**—Kennedy-143 (7-1) . . . Knight-143 (7-1) . . . C. Ripken-143 (7-1).

Aase—Lar. Parrish-111 (9-1) . . . **Boddicker**—Browne-083 (12-1) . . . Incaviglia-222 (18-4), 2 hr . . . McDowell-294 (17-5), 3 hr . . . O'Brien-211 (38-8) . . . Lar. Parrish-333 (39-13), 2 hr . . . Sierra-067 (15-1), 1 hr . . . **McGregor**—Fletcher-313 (32-10) . . . O'Brien-188 (16-3), 1 hr . . . Lar. Parrish-263 (19-5), 1 hr . . . **Schmidt**—Buechele-000 (10-0) . . . Fletcher-176 (17-3) . . . Incaviglia-300 (10-3), 1 hr, 5 so . . . Sierra-000 (7-0) . . . O'Brien-200 (10-2).

TORONTO BLUE JAYS: Clancy—Dwyer-176 (34-6), 1 hr . . . Lynn-220 (50-11), 1 hr . . . Murray-250 (68-17), 1 hr . . . C. Ripken-235 (51-12), 3 hr . . . Sheets-391 (23-9) . . . Young-320 (25-8) . . . **Eichhorn**—Murray-200 (10-2) . . . C. Ripken-214 (14-3), 1 hr . . . Sheets-571 (7-4) . . . **Flanagan**—Lynn-349 (43-15), 2 hr . . . **Henke**—Lynn-333 (9-3), 1 hr . . . Murray-111 (9-1), 1 hr . . . C. Ripken-250 (8-2) . . . **Key**—Lacy-368 (19-7) . . . Lynn-417 (24-10), 1 hr . . . Murray-095 (21-2) . . . C. Ripken-304 (23-7), 1 hr . . . Young-235 (17-4), 1 hr . . . **Stieb**—Dwyer-321 (28-9), 2 hr . . . Lynn-231 (39-9) . . . Murray-346 (52-18), 5 hr . . . C. Ripken-182 (44-8) . . . Sheets-091 (11-1).

Aase—Moseby-444 (9-4) . . . Whitt-000 (10-0) . . . **Boddicker**—Barfield-229 (35-9), 2 hr . . . Bell-128 (39-5) . . . Fernandez-306 (36-11) . . . Leach-118 (17-2) . . . Moseby-302 (43-13), 1 hr . . . Mulliniks-261 (46-12) . . . Upshaw-289 (45-13), 2 hr . . . Whitt-238 (42-10), 3 hr . . . **Habyan**—Bell-444 (9-4), 3 hr . . . Fernandez-400 (10-4) . . . **McGregor**—Barfield-375 (40-15), 3 hr . . . Bell-351 (37-13), 2 hr . . . Fernandez-462 (13-6), 1 hr . . . Moseby-267 (45-12) . . . Upshaw-270 (37-10) . . . **Schmidt**—Barfield-538 (13-7), 1 hr . . . Bell-100 (10-1) . . . Moseby-313 (16-5) . . . Upshaw-400 (1-04) . . . Whitt-091 (11-1).

INDEX FOR "FILLER ITEMS"

Attendance, Baseball's Record '87	97	Opponents Hitters, Top 10 vs. O's	66
Attendance, Biggest Walkup Crowd	18	Opponents Pitchers, Biggest	34
Babe Ruth Birthplace/O's Museum	167	Winners & Losers	77
Coming from Behind	194	Pennants, O's 3 Straight	112
Diamond Vision Board	192	Presidential Visits	19
First Game in Baltimore	80	Promotions Schedule	199
Home Run Leaders, Lifetime vs. O's	10	"Read Like a Pro" Program	181
Home Run Leaders, M.L. Lifetime	16	Retired Numbers	69
Home Runs, Inside-the-Park	113	Salary, Minimum Major League	143
Home Runs, Longest, Memorial Stadium	15	Starts, Fast and Slow	179
Japan, O's Trips	115	Third Basemen since Brooks	104
Klutz, Clyde Award	12	Ticket Center Locations	30
Latest Finish at Memorial Stadium	159	Winning, 18 Straight Seasons	20
Magic Number	45	Winning, O's Best Long Stretch	45
Minor League Affiliations, Longest	11	Wins, Two in One Day	205
Monthly Performances, O's Best	205	World Series Shares, O's & '87	32
Opening Days	32	Pennant Winners	200

ORIOLES TRAINERS

Richie Bancells (32), is already in his 12th season with the organization and his 5th with the big club. This is his first year as the Orioles' head trainer. Prior to coming to Baltimore in '84, Richie served as head trainer/traveling secretary for the Rochester Red Wings for 4 seasons, but began assisting **Ralph Salvon** in spring training as early as '80.

A Key West native, he is a graduate of Miami's Biscayne College (now St. Thomas University where the O's minor league clubs train), holds an M.S. in physical education from Eastern Kentucky University (Richmond, KY), and is certified by the National Athletic Trainers Association (N.A.T.A.).

Richie first joined the Baltimore organization as assistant trainer for the Miami O's (Florida State League) in '77, and served as head trainer at Bluefield (Appalachian League) in '78-'79.

He and his wife, **Carol**, have two children: **Christopher** (July 8, '80) and **Andrea** (Aug. 18, '85). They live in Joppa, MD (Harford County), north of Baltimore.

★ ★ ★

Ralph Salvon (60), the senior trainer in the American League, is now in his 23rd season in Baltimore since joining the O's as an assistant trainer in '66 (to **Eddie Weidner**). He was head trainer for 20 years, from '68 thru '87.

Ralph has been a baseball trainer for 36 years since graduating from **Gus Mauch's** Trainers School in '52, and has logged a total of 32 years in the Orioles organization, including one year-'53-with the Orioles' predecessors, the St. Louis Browns.

He worked in the farm system from '53 thru '61, then went to the Houston Astros for the next 4 years before returning in '66.

A native of Fitchburg, MA, Ralph and his wife, **Jane**, live in Phoenix, Md., in Baltimore County, north of the city.

NOTES

ORIOLES SPRING RECORDS — 1954-1987

YEAR	TRAINING SITE	W-L	HOME ATT.*	HOME DATES*	YEAR	TRAINING SITE	W-L	HOME ATT.*	HOME DATES*
1954	Yuma	16-12	10,684	4	1971	Miami	14-13	45,185	13
1955	Daytona B'ch	11-15	14,697	7	1972	Miami	10-8	42,522	10
1956	Scottsdale	10-19	15,699	9	1973	Miami	13-11	47,003	13
1957	Scottsdale	14-19	15,568	9	1974	Miami	11-11	40,247	12
1958	Scottsdale	11-19	16,092	11	1975	Miami	18-9	41,623	13
1959	Miami	17-8	25,771	13	1976	Miami	4-11	29,123	8
1960	Miami	16-13	39,158	19	1977	Miami	14-10	51,918	11
1961	Miami	12-16	46,419	16	1978	Miami	13-11	57,812	12
1962	Miami	13-11	43,816	16	1979	Miami	10-15	44,310	12
1963	Miami	17-10	52,748	14	1980	Miami	7-14	30,321	9
1964	Miami	16-12	49,257	15	1981	Miami	12-13	42,282	10
1965	Miami	12-16	55,602	17	1982	Miami	14-12**	29,683	13
1966	Miami	15-11	51,372	14	1983	Miami	15-11**	34,883	15
1967	Miami	14-13	50,513	11	1984	Miami	15-12	34,973	11
1968	Miami	12-12	47,208	15	1985	Miami	14-14	55,659	15
1969	Miami	19-5	33,210	13	1986	Miami	14-15	50,592	13
1970	Miami	11-12	34,995	11	1987	Miami	13-15	54,749	16

*Against major league "A" teams only.
*Includes only games played at training site.

**One tie.

TICKET DATA

For game and ticket information, write or call Orioles' spring training ticket manager at Miami Stadium, 2301 N.W. Tenth Ave., Miami, Fla. 33127 . . . (305) 635-5395. Prices: Field Box—\$7.00 . . . Terrace Box—\$5.00 . . . General admission—\$4.00 . . . Children's and Senior Citizens' General Admission—\$2.00.

1987 Spring Training Leaders: Hitting—Alan Wiggins (.393, 56-22) and Rick Burleson (.329, 70-23) . . . **Home Runs**—4 by Fred Lynn . . . **RBI**—12 by Eddie Murray and 10 each by Cal Ripken, Fred Lynn and John Shelby . . . **Wins**—2 by Mike Boddicker, Mike Flanagan, and Jack O'Connor . . . **ERA**—2.96 (IP-24.1, ER-8) by Scott McGregor.

Orioles' Spring Training Records, '54 thru '86: Hitting—Don Lenhardt (.462, 24-52) in '54 and John Shelby (.444, 28-63) in '83 . . . **Home Runs**: 8 by Tito Francona in '56, Frank Robinson in '66 and Don Baylor in '75 . . . **RBI**—25 by Francona in '56 and Gus Triandos in '59.

BEST & WORST MONTHS IN ORIOLES HISTORY

MONTH	MOST WINS	MOST LOSSES	HIGHEST PCT.	LOWEST PCT.
April	16- 7 ('69)	10-13 ('84)	.917, 11-1 ('66)	.250, 4-12 ('55)
May	21- 8 ('81)	10-19 ('55)	.724, 21-8 ('81)	.333, 9-18 ('54)
June	25- 8 ('66)	5-23 ('87)	.788, 25-8 ('66)	.179, 5-23 ('87)
July	20- 8 ('77)	9-21 ('54)	.714, 20-8 ('77)	.300, 9-21 ('54)
August	22- 8 ('60)	10-21 ('55)	.733, 22-8 ('60, '70)	.219, 7-25 ('54)
Sept.-Oct.	22-12 ('68) 22- 8 ('70)	8-24 ('86) 7-24 ('87)	.806, 25-6 ('74)	.222, 7-24 ('87)

ORIOLES TOP PERFORMANCES BY MONTH

HOME RUNS			RUNS BATTED IN		
15	Jim Gentile	Aug. '61	32	Mike Young	Aug. '85
13	Frank Robinson	Jul. '66		Doug DeCinces	Jul. '78
12	Frank Robinson	Aug. '66		Boog Powell	Jul. '69
11	Eddie Murray	Jun. '78	30	Jim Gentile	Aug. '61
	Boog Powell	Aug. '66		Eddie Murray	Sep. '80
	Boog Powell	Jul. '69	29	Frank Robinson	Jul. '66
	Mike Young	Aug. '85		Boog Powell	Jul. '70
	Eddie Murray	July '87		Eddie Murray	Jul. '85

ORIOLES A.L. PLAYER OF THE MONTH AWARDS

YEAR	PLAYER	MONTH	YEAR	PLAYER	MONTH
1975	Jim Palmer, p	Aug.	1981	Dennis Martinez, p (tied with Larry Gura, K.C.)	Sep.
1976	Reggie Jackson, of	Jul.			
1978	Doug DeCinces, 3b	Jul.	1982	Eddie Murray, 1b	Apr.
1980	Steve Stone, p	Jun.		Tippy Martinez, p	July
	Tim Stoddard, p	Sep.		Jim Palmer, p	Aug.
	Eddie Murray, 1b (tied with Jim Rice, Bos.)	Sep.	1983	Scott McGregor, p	July
1981	Ken Singleton, of	Apr.		Cal Ripken, ss	Sep.
	Eddie Murray, 1b (tied with Willie Wilson, K.C.)	Sep.	1984	Eddie Murray, 1b	May
				Mike Boddicker, p	May
			1986	Don Aase, p	May

NOTE: In 1979 the American League started a Pitcher of the Month Award, in addition to the Player of the Month.

Manager: Cal Ripken Sr. (7)

1988 BALTIMORE ORIOLES ROSTER

Public Relations—Bob Brown
Traveling Secretary—Phil Izzo

Coaches: Terry Crowley (10), John Hart (47), Ernie Hendricks (44), Minnie Mendoza (48), Herm Schiraldi (31)

No.	PITCHERS		(15)	B-T	HT.	WT.	Born	Birthplace	Residence	1987 Club	W-L	ERA	G	GS	CG	SV	IP	H	R	ER	BB	SO	ML Serv.
	No.	Position																					
41	Aase, Don	RR	6-3	222	9-8-54	185	1955	Orem, UT	Toronto, ON, Canada	Baltimore	1-0	2.25	7	0	0	2	8.0	8	4	3	10,070		
48	Bautista, Jose	RR	6-2	195	7-25-64	195	1986	San Diego, CA	San Diego, CA	Baltimore	10-5	3.24	28	25	2	0	169.0	174	43	95	0,000		
45	Bell, Eric	LL	6-0	178	10-27-63	186	1986	Modesto, CA	Modesto, CA	Baltimore	10-12	3.19	33	29	2	0	165.0	174	78	111	1,004		
52	Boddicker, Mike	RR	5-11	186	8-23-63	198	1986	Cedar Rapids, IA	Norway, IA	Baltimore	3-2	3.86	27	13	0	0	28.0	21	78	152	5,100		
54	Habyan, John	RR	6-2	198	1-29-64	198	1986	Bayshore, NY	Brentwood, NY	Baltimore	6-7	4.80	27	13	0	1	116.1	110	40	69	1,015		
16	McGregor, Scott	SL	6-1	192	1-18-54	210	1952	Inglewood, CA	Towson, MD	Baltimore	2-7	6.64	26	15	1	0	85.1	112	35	39	11,025		
51	Mesa, Jose	RR	6-3	210	5-22-66	195	1986	Azusa, D.R.	Azusa, D.R.	Rochester	10-13	5.21	35	35	0	0	183.1	206	104	115	0,025		
14	Morgan, Mike	RR	6-2	195	10-8-59	227	1986	Tulare, CA	Oxyden, UT	Baltimore	1-3	6.03	6	5	0	0	31.1	28	15	17	5,111		
49	Niedenfuer, Tom	RR	6-5	227	8-13-59	227	1986	St. Louis Park, MN	Beverly Hills, CA	Baltimore	12-3	2.96	15	14	0	0	207.0	245	53	85	6,039		
23	Paraza, Oswald	RR	6-4	172	10-19-62	188	1986	Niles, MI	Puerto Cabello, Venez.	Baltimore	3-5	4.99	45	0	0	13	52.1	13	9	10	0,000		
39	Seik, Doug	RR	6-2	201	4-22-57	188	1986	Hendon, VA	Northridge, CA	Baltimore	10-7	3.12	28	19	3	1	132.2	122	53	105	6,091		
57	Thurmond, Mark	LL	6-0	183	9-12-59	183	1986	Houston, TX	Ticonderoga, NY	Baltimore	3-1	3.46	55	0	0	3	78.0	83	22	37	4,170		
53	Tabbs, Jay	RR	6-1	180	1-4-62	180	1986	Birmingham, AL	Birmingham, AL	Baltimore	5-5	4.99	19	12	0	0	83.0	95	34	54	3,000		
32	Williamson, Mark	RR	6-0	170	7-21-59	180	1986	Corpus Christi, TX	Lemon Grove, CA	Baltimore	8-8	4.03	61	2	2	0	91.0	64	22	55	0,000		

No.	CATCHERS		(2)	B-T	HT.	WT.	Born	Birthplace	Residence	1987 Club	Avg.	AB	R	H	2B	3B	HR	RBI	BB	SO	SB	ML Serv.	
	No.	Position																					
25	Kennedy, Terry	RR	6-4	230	6-4-56	200	1986	Euclid, OH	San Diego, CA	Baltimore	250	143	51	128	13	1	18	62	35	112	1	8,110	
16	Nichols, Carl	RR	6-0	208	10-14-62	251	1986	Los Angeles, CA	Compton, CA	Baltimore	351	103	34	45	9	15	3	11	52	42	76	3	0,061

No.	INFELDERS		(6)	B-T	HT.	WT.	Born	Birthplace	Residence	1987 Club	Avg.	AB	R	H	2B	3B	HR	RBI	BB	SO	SB	ML Serv.	
	No.	Position																					
88	Gonzales, Rene	RR	6-2	191	9-3-61	181	1986	Austin, TX	Covina, CA	Baltimore	267	37	60	14	16	2	1	7	3	11	1	1,024	
33	Guilmer, Jackie	RR	6-1	180	6-27-60	180	1986	Catagena, Colombia	Miami, FL	Baltimore	300	42	170	20	51	9	3	0	24	13	16	4	3,039
11	Murray, Eddie	SR	6-2	225	2-24-56	225	1986	Los Angeles, CA	Phoenix, AZ	Baltimore	255	92	333	32	65	9	3	2	0	0	0	0	11,000
3	Phippen, Bill	RR	6-1	178	12-16-64	178	1986	Heave de Grace, MD	Cockeysville, MD	Baltimore	286	74	238	32	68	15	0	0	11	21	24	7	0,066
8	Ripken, Cal	RR	6-4	225	8-24-60	225	1986	Heave de Grace, MD	Cockeysville, MD	Baltimore	308	58	234	27	72	9	2	20	21	23	4	6,057	
12	Stuncok, Pete	SR	5-11	185	4-18-63	185	1986	Harvey, IL	Park Forest, IL	Baltimore	252	162	624	97	157	28	3	27	98	81	77	3	0,034

No.	OUTFIELDERS		(6)	B-T	HT.	WT.	Born	Birthplace	Residence	1987 Club	Avg.	AB	R	H	2B	3B	HR	RBI	BB	SO	SB	ML Serv.	
	No.	Position																					
28	Traber, Jim	LL	6-0	215	12-26-61	215	1986	Columbus, OH	Columbia, MD	Rochester	274	127	482	69	132	31	3	21	71	43	62	6	0,090
63	Worthington, Craig	RR	6-0	198	4-17-65	198	1986	Los Angeles, CA	Pico Rivera, CA	Rochester	258	109	383	46	99	14	1	7	50	32	62	0	0,000

No.	NON-ROSTER PLAYERS AT SPRING TRAINING		(7)	B-T	HT.	WT.	Born	Birthplace	Residence	1987 Club	Avg.	AB	R	H	2B	3B	HR	RBI	BB	SO	SB	ML Serv.		
	No.	Position																						
35	Cynple, Sherwin	LL	6-0	170	3-2-64	170	1986	Curacao, Neeth, Ant.	Curacao, Neeth, Ant.	Rochester	304	111	405	59	123	19	6	4	44	50	45	30	0,000	
9	Dwyer, Jim	LL	5-10	186	1-3-50	186	1986	Evergreen Park, IL	Trinity Park, IL	Rochester	286	16	63	10	18	3	1	0	7	5	6	3	13,015	
38	Gerhart, Ken	RR	6-1	185	5-19-81	185	1986	Chickson, SC	Murfreesboro, TN	Baltimore	274	92	241	54	66	7	15	33	37	57	4	9	15,056	
27	Lacy, Lee	LL	6-1	191	4-10-49	191	1986	Longview, TX	Carrollton, TX	Baltimore	243	92	284	41	69	10	2	14	34	17	53	9	13,030	
16	Orausk, Joe	LL	6-1	190	2-3-52	190	1986	Chicago, IL	Rancho Mirage, CA	Baltimore	253	111	396	49	100	24	1	23	12	17	21	2	2,150	
18	Sheets, Larry	LL	6-3	235	5-31-62	235	1986	Glen Ridge, NJ	Paraply, NJ	Vancouver	231	39	146	20	33	3	0	31	94	31	67	1	3,027	
43	Young, Mike	SR	6-2	206	3-20-60	206	1986	Oakland, CA	Cockeysville, MD	Baltimore	16	132	49	24	148	23	0	1	2	5	3	7	0	4,032

No.	POSITION PLAYERS (6)		(6)	B-T	HT.	WT.	Born	Birthplace	Residence	1987 Club	Avg.	AB	R	H	2B	3B	HR	RBI	BB	SO	SB	ML Serv.		
	No.	Position																						
30	Telmann, Tom	RR	6-3	200	3-29-54	200	1986	Warren, PA	Muskego, WI	Rochester	15-4	436	24	24	11	0	0	170.0	164	20	88	3,039		
29	Narmon, Jerry(c)	RR	6-3	190	1-15-56	190	1986	Goldboro, NC	Goldboro, NC	Rochester	251	110	370	56	93	23	4	15	58	42	29	2	5,157	
65	Nelson, Jamie (c)	RR	5-11	200	9-5-59	200	1986	Clinton, OK	Newport Beach, CA	Omaha	222	6	18	3	4	1	0	0	0	0	2	0	0	0,074
70	Padgett, Chris (c)	RR	6-1	190	9-20-62	190	1986	Rochester, NY	Newville, AL	Memphis	289	68	228	47	66	12	2	8	36	56	46	3	0,000	
62	Tackitt, Jeff (c)	RR	6-1	190	12-27-64	190	1986	Fall River, MA	Ashley Falls, MA	Rochester	217	47	152	16	39	4	0	7	29	15	16	3	0,000	
59	Tabbutt, Jeff (c)	SR	6-2	195	12-1-65	195	1986	Fresno, CA	Camarillo, CA	Hagerstown	261	103	349	46	91	23	1	0	13	12	33	4	0,000	
1	Vensabe, Max (c)	LR	5-10	185	6-6-57	185	1986	Phoenix, AZ	San Rafael, CA	Cherlotte	224	61	205	19	4	0	0	0	0	0	0	0	5,115	

Additional Spring Training Coaches: Tom Brown (56), Dominic Chi (60), Joe Durham (60), Glenn Gulliver (72), Mike Hart (36), Deacon Jones (84), Lance Nichols (65), Johnny Oates (46), Mike Pazik (71), Earl Stephenson (61)
 Greg Blagoin (50), Dick Bosman (17), Tom Brown (56), Dominic Chi (60), Joe Durham (60), Glenn Gulliver (72), Mike Hart (36), Deacon Jones (84), Lance Nichols (65), Johnny Oates (46), Mike Pazik (71), Earl Stephenson (61)
 Trainer—Rochie Bonacelli, Ralph Salvo
 Groundskeeper—Pat Santarone
 *172 days constitute a full season.
 Club Physicians—Dr. Sheldon Goldberger (Internist); Dr. Charles E. Silberstein (Orthopedist)
 Clubhouse Managers—Jim Tyler (Home), Fred Tyler (Visiting)

SPRING TRAINING DATA

Headquarters Hotel: Hyatt Regency Miami
400 S.E. 2nd Ave., Miami, Fla. 33131—(305) 358-1234
Training Camp: Miami Stadium, 2301 N.W. Tenth Avenue,
Miami, Fla. 33127—(305) 633-9857
First Workout Dates: Pitchers and Catchers—Fri., Feb. 19
Infielders and Outfielders—Thurs., Feb. 25

ORIOLES 1988

SPRING TRAINING SCHEDULE

DATE	OPPONENT	PLACE	TIME
MAR.			
• 5 Sat.	New York Yankees	Ft. Lauderdale	1:35 PM
• 6 Sun.	New York Yankees	Miami	1:35 PM
7 Mon.	Montreal Expos	West Palm Beach	1:05 PM
8 Tues.	Los Angeles Dodgers	Vero Beach	1:35 PM
9 Wed.	New York Mets	Miami	1:35 PM
10 Thu.	Montreal Expos	West Palm Beach	1:05 PM
•11 Fri.	Los Angeles Dodgers	Joe Robbie Stadium, Miami	7:05 PM
†•12 Sat.	Montreal Expos	Joe Robbie Stadium, Miami	7:05 PM
#•13 Sun.	Boston Red Sox	Winter Haven	1:05 PM
14 Mon.	Detroit Tigers	Lakeland	1:35 PM
#•15 Tues.	Texas Rangers	Miami	7:35 PM
16 Wed.	Chicago White Sox	Miami	7:35 PM
#17 Thu.	New York Yankees	Miami	1:35 PM
18 Fri.	Texas Rangers	Port Charlotte	1:35 PM
•19 Sat.	New York Yankees	Ft. Lauderdale	1:35 PM
†•20 Sun.	Atlanta Braves	West Palm Beach	1:35 PM
#•21 Mon.	New York Yankees	Miami	7:35 PM
22 Tues.	Atlanta Braves	West Palm Beach	1:05 PM
23 Wed.	New York Mets	Port St. Lucie	1:05 PM
24 Thu.	Open		
†•25 Fri.	New York Yankees	Ft. Lauderdale	7:35 PM
†•26 Sat.	Atlanta Braves	Miami	1:35 PM
•27 Sun.	Atlanta Braves	West Palm Beach	1:35 PM
#•28 Mon.	New York Yankees	Miami	7:35 PM
29 Tues.	New York Mets	Miami	1:35 PM
30 Wed.	New York Yankees	Miami	1:35 PM
31 Thu.	Open		
APR.			
• 1 Fri.	New York Yankees	Ft. Lauderdale	noon
• 2 Sat.	Pittsburgh Pirates	Bradenton	1:05 PM
• 3 Sun.	New York Mets	Robert F. Kennedy Stadium Washington, D.C.	2:05 PM

• WBAL radio (1090 AM)
† WMAR-TV (Ch. 2)
Home Team Sports

All home games played at Bobby Maduro Miami Stadium except March 11-12 at Joe Robbie Stadium in Miami.

SPRING TRAINING ROAD ACCOMMODATIONS

March 13, Sheraton Lakeland (813-647-3000)
April 1, Holiday Inn Riverfront, Bradenton, (813-747-3727)

SPRING TRAINING NOTES

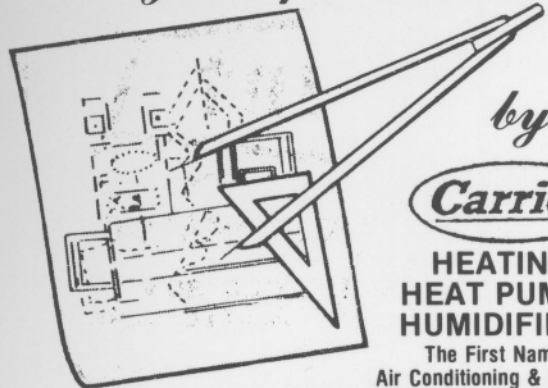
This is the 30th consecutive spring that the Orioles have trained in Miami. Only 5 other clubs have been in their present spring homes for a longer period of time: Detroit (Lakeland since '46); St. Louis (St. Petersburg since '46); Philadelphia (Clearwater since '47); Cleveland (Tucson since '47) and Los Angeles (Vero Beach since '48).

Over the last 29 years, approximately 1.2 million fans have watched the Birds in exhibition games at Miami Stadium. Last year the Orioles drew 54,749 in 16 Miami Stadium dates, an average of 3,422. The permanent capacity at Miami Stadium is 9,548, but the Orioles and Yankees drew a standing-room-only crowd of 12,464 for a Sunday afternoon game on March 14, '65.

(Cont. on page 205.)

208

Air Conditioning Designed for Tomorrow



by

Carrier

**HEATING
HEAT PUMPS
HUMIDIFIERS**

The First Name In
Air Conditioning & Heating

SALES • INSTALLATION • SERVICE

Residential • Commercial

PACKAGE UNITS WINDOW UNITS

ENGINEERING & SURVEY SERVICE

EST. 1941 • OVER 30 YEARS OF QUALITY SERVICE

WOODROW H. KRATZ

947-7100

Carrier

**AIR CONDITIONING
& HEATING**

HEAT PUMP SPECIALISTS

HUMIDIFIERS

**ELECTRONIC
AIR CLEANERS**

WINDOW UNITS

APPLIANCE SALES • REPAIRS

OVER 30 YEARS EXPERIENCE

ALL MAKES

REED'S REFRIGERATION SERVICE INC.

3401 SINCLAIR LANE

327-5400

PARTS DEPT. 327-3720
SALES DEPT. 327-8900

ORIOLES 1988 SCHEDULE

APRIL

SUN	MON	TUES	WED	THURS	FRI	SAT
3	4 2:05 TV2 MIL	5	6 S 7:35 HTS MIL	7 3B 7:35 MIL	8 6:05 TV2 CLE	9 1:35 CLE
10 1:35 TV2 CLE	11 7:35 CLE	12 S 7:35 HTS KC	13 S 7:35 HTS KC	14 3B 7:35 HTS KC	15 S 8:05 CLE	16 7:35 HTS CLE
17 S 1:35 CLE	18	19 7:05 TV2 MIL	20 7:05 HTS MIL	21 2:35 MIL	22 8:35 TV2 KC	23 2:35 KC
24 2:35 HTS KC	25	26 8:05 TV2 MIN	27 8:05 TV2 MIN	28 1:15 MIN	29 8:30 TV2 CHI	30 7:00 CHI

MAY

SUN	MON	TUES	WED	THURS	FRI	SAT
1 2:30 TV2 CHI	2 3B 7:35 HTS TEX	3 S 7:35 HTS TEX	4 S 7:35 TV2 MIN	5 3B 7:35 HTS MIN	6 8:05 HTS CHI	7 S 7:35 HTS CHI
8 1:35 HTS CHI	9 3B 7:35 HTS CHI	10 8:35 TV2 TEX	11 8:35 TV2 TEX	12 8:35 HTS TEX	13 S 8:05 HTS OAK	14 S 7:35 HTS OAK
15 1:35 HTS OAK	16	17 S 7:35 TV2 CAL	18 S 7:35 HTS CAL	19 3B 7:35 HTS CAL	20 8:05 HTS SEA	21 S 7:35 HTS SEA
22 S 1:35 HTS SEA	23 10:35 OAK	24 10:35 OAK	25 3:15 OAK	26	27 10:35 HTS CAL	28 10:05 HTS CAL
29 4:05 TV2 CAL	30 8:35 SEA	31 10:05 TV2 SEA				

JUNE

SUN	MON	TUES	WED	THURS	FRI	SAT
			1 4:35 SEA	2	3 8:05 HTS NY	4 7:35 HTS NY
5 1:35 HTS NY	6 3B 7:35 DET	7 S 7:35 HTS DET	8 7:35 HTS DET	9	10 7:30 TV2 NY	11 3:20 NY
12 1:30 HTS NY	13 7:35 TV2 DET	14 7:35 TV2 DET	15 7:35 TV2 DET	16 S 7:35 HTS BOS	17 8:05 HTS BOS	18 S 1:20 BOS
19 1:35 HTS BOS	20 7:35 TV2 TOR	21 7:35 TV2 TOR	22 7:35 TV2 TOR	23 7:35 HTS TOR	24 7:35 HTS BOS	25 1:05 BOS
26 1:05 TV2 BOS	27 S 7:35 TOR	28 S 7:35 HTS TOR	29 S 7:35 HTS TOR	30		

JULY

SUN	MON	TUES	WED	THURS	FRI	SAT
					1 8:35 HTS TEX	2 8:35 TV2 TEX
3 7:05 TV2 TEX	4 7:00 CHI	5 8:30 TV2 CHI	6 8:30 TV2 CHI	7 3B 7:35 HTS TEX	8 8:05 HTS TEX	9 7:35 HTS TEX
10 S 1:35 HTS TEX	11	12	13	14 3B 7:35 HTS MIN	15 8:05 HTS MIN	16 7:35 TV2 MIN
17 1:35 HTS MIN	18	19 S 7:35 HTS CHI	20 S 7:35 HTS CHI	21	22 8:05 HTS MIN	23 8:05 TV2 MIN
24 2:15 TV2 MIN	25 ROCH	26 7:35 TV2 CLE	27 7:35 TV2 CLE	28 7:35 HTS CLE	29 8:05 HTS KC	30 7:35 HTS KC
31 S 1:35 HTS KC						

AUGUST

SUN	MON	TUES	WED	THURS	FRI	SAT
	1	2 S 7:35 TV2 CLE	3 S 7:35 HTS CLE	4 3B 7:35 HTS CLE	5 8:05 HTS MIL	6 7:35 HTS MIL
7 2:35 HTS MIL	8	9 8:35 KC	10 8:35 TV2 KC	11 8:35 HTS KC	12 8:35 TV2 MIL	13 8:35 TV2 MIL
14 2:35 HTS MIL	15 8:35 HTS MIL	16 S 7:35 HTS OAK	17 S 7:35 HTS OAK	18 3B 7:35 HTS OAK	19 8:05 HTS CAL	20 7:35 HTS CAL
21 S 1:35 HTS CAL	22 3B 7:35 TV2 SEA	23 S 7:35 HTS SEA	24 S 7:35 HTS SEA	25	26 10:35 OAK	27 4:05 OAK
28 4:05 TV2 OAK	29 10:35 CAL	30 10:35 CAL	31 10:35 TV2 CAL			

SEPTEMBER

SUN	MON	TUES	WED	THURS	FRI	SAT
				1	2 10:05 SEA	3 10:05 TV2 SEA
4 3:00 SEA	5 7:35 HTS BOS	6 S 7:35 HTS BOS	7 S 7:35 HTS BOS	8	9 S 8:05 HTS TOR	10 S 7:35 HTS TOR
11 S 1:35 HTS TOR	12 7:35 TV2 BOS	13 7:35 TV2 BOS	14 7:35 HTS BOS	15	16 7:35 HTS DET	17 7:35 HTS DET
18 1:35 HTS DET	19 7:30 HTS NY	20 7:30 HTS NY	21 7:30 HTS NY	22 3B 7:35 HTS DET	23 S 8:05 HTS DET	24 S TBA DET
25 S 1:35 HTS DET	26 S 7:35 HTS NY	27 S 7:35 HTS NY	28 S 7:35 HTS NY	29 S 7:35 HTS NY	30 7:35 TOR	

OCTOBER

SUN	MON	TUES	WED	THURS	FRI	SAT
						1 1:35 TOR
2 1:35 HTS TOR	3	4	5	6	7	8

ALL STARTING TIMES ARE EASTERN TIMES AND ARE SUBJECT TO CHANGE

Home Away TBA—Starting times to be announced

TV2—Televised by WMAR-TV (ch. 2) and O's TV Network.

HTS—Televised by HOME TEAM SPORTS, Regional Pay Cable Sports Network.

3B—Three Buck Night—Any upper reserved, lower reserved grandstand or adult general admission seat available for \$3.00.

S—Student Discount Dates—Students may purchase upper reserved seats for \$3.50. Tickets available only 1 1/2 hours before game time at gate E-6.