





MEDIA GUIDE



BALTIMORE ORIOLES, INC.

Memorial Stadium, Balto., MD. 21218, Tel. (301) 243-9800, FAX (301) 467-5333
Ticket Office (301) 338-1300 * Washington Sales Office (202) 296-BIRD

BASEBALL PUBLIC RELATIONS DIRECTORY

	Contact	Office	Private	Home
Commissioner's Office	Richard Levin Jim Small	212-371-7800	371-7898	385-9782 517-8349
American League	Phyllis Merhige John Maroon	212-371-7600	371-6571	718-429-6229 201-471-7258
Baltimore	Rick Vaughn Bob Miller	301-243-9800	235-9710	290-6504 653-4144
Boston	Dick Bresciani Josh Spofford	617-267-9440	267-2890	237-7618 508-462-3121
California	Tim Mead John Sevano	714-937-6700	937-7214	595-1423 960-2061
Chicago	Chuck Adams Dana Noel	312-924-1000	624-6460 924-1912	983-1622
Cleveland	Bob DiBiasio Rick Minch	216-861-1200	861-4454	349-0934 333-3741
Detroit	Dan Ewald Greg Shea	313-962-4000	962-4338	
Kansas City	Dean Vogelaar Steve Fink	816-921-2200	921-8154	578-4622 524-4430
Milwaukee	Tom Skibosh Mario Zino	414-933-4114	933-6975	
Minnesota	Tom Mee Rob Anthony	612-375-1366	375-7470 375-7489	447-2065 529-8014
New York	Harvey Greene Jeff Idelson	212-293-4300	579-4460	201-440-6232 TBA
Oakland	Jay Alves Eric Kubota	415-638-4900	ext. 223 ext. 357	352-0269 339-2586
Seattle	Dave Aust Ethan Kelley	206-628-3555	343-4608 343-4623	284-0912 767-7824
Texas	John Blake Larry Kelly	817-273-5000	273-5208 273-5202	214-570-0739 817-860-4012
Toronto	Howard Starkman Gary Oswald	416-595-0077	595-0282	820-7265 781-2807
Elias Sports Bureau	Seymour Siwoff Steve Hirdt	212-869-1530		
National League	Katy Feeney	212-371-7300		753-8719
Atlanta	Jim Schultz Glenn Serra Tyler Barnes	404-522-7630	522-2724	951-1559 973-5259 827-9349
Chicago	Ned Colletti Sharon Panno	312-281-5050	281-9352	
Cincinnati	Jim Ferguson Jon Braude	513-421-4510	421-2990	232-7590 385-4196
Houston	Rob Matwick Chuck Pool	713-799-9600	799-9596 799-9597	
Los Angeles	Mike Williams Jay Lucas	213-224-1301	224-1331	818-287-5610 714-623-8440
Montreal	Pierre Vidal Richard Griffin Monique Giroux	514-253-3434	253-3263	686-7168 689-5872
New York	Jay Horwitz Rick Lawes	718-507-6387	565-4330	201-546-5089
Philadelphia	Larry Shenk Vince Nauss	215-463-6000	755-9321	302-478-5154 215-479-2558
Pittsburgh	Rick Cerrone Greg Johnson Jim Lachimia	412-323-5000	323-5099 323-5018 323-5031	366-2079 276-0309 931-0397
St. Louis	Kip Ingle Brian Bartow	314-421-4040	425-0626	
San Diego	Bill Beck Mike Swanson	619-283-7294	584-7210	672-1330 281-0222
San Francisco	Matt Fischer Robin Carr	415-468-3700	468-2390	637-9235 775-1677

Produced by: Bob Brown, Rick Vaughn, Gordon Beard, Helen Conklin & Bob Miller
Typesetting: BG Composition, Inc.; Cover: Jeffrey Oh; Printing: French/Bray, Inc.

ORIOLES MEDIA GUIDE INDEX

ALCS, O's	80	Home Runs	209
All Star Selections	79	Records Section	18-30
Announcers, R-TV	98-106	Retired Numbers, O's	110
Attendance, '54-'88	17	Robinson, Brooks	103
Attendance, Largest	14	Robinson, Frank	110
Walkup	14	Rosters	113
Attendance, ML Record	150	All-Time O's	31-35
Award Winners, O's	36	'88, O's	206-207
Babe Ruth Birthplace	14	Non-Roster, '88	205
Ballparks	4	Rules of Interest	94-95
Major League, by Age &	123	St. Louis Browns	91
Capacity	203	Sale of Club	4
Memorial Stadium	16, 90	Salvon, Ralph	109
New Downtown	90	Save Rule	95
BBWAA/Media	97	Scouts, O's	10
Batting	18	Shriver, Sargent	5
Annual Leaders, O's	18	Spring Training	208, 204
Career Leaders, O's	20	Standings	209
Cycle, Hitting for	21	Major League '88	209
Opponents vs. O's	63-66	O's, '54-'88	209
Position, Leaders by	19	Starts, Fast & Slow	63
Records	21-26	Strength/Conditioning	108
Stats, '88	41	Coach	42-45
300 Hitters	18	Summary, '88 Season	95
No Hitters	70-74	Suspended Games	98-106
Opening Days	115-123	Television-Radio	Third Baseman,
Coaches Biogs	152	since Brooks	16
Coming from Behind	38	Pitchers/Big Winners & Losers	14-15
Day-by-Day (orange trim)	69	Pitching, '88/Life	34
"Designated Hitters"	96	Hitters vs. O's	108
DLs, O's Lifetime Aves	63	Officers' Biogs	36
Diamond Vision Board	13	Oriole Advocates	28
Drafts, O's	204	Palmer, Jim	120
Major League, '54-'88	9, 11-13	Pennants	4
Re-Entry	190	Pinch-Hitting	178
Farm System	40	Pitching, O's	37
Farm-Oldest Affiliates	29	Annual Leaders	20
Fielding	29	Career Leaders	18 Straight Seasons
'88 Stats, O's	3	Long Games	37
Records, O's	3	Opponents vs. O's	Won-Lost Records vs.
First Game, O's	2-9	Records	Each Opp., '54-'88
Front Office	34	Stats, '88	Workout Sked, Pre-Game
Gold Gloves	94	Vs. Opp., Life	203
Hall of Fame	92	Presidential Visits	World Series, O's
O's in Cooperstown	35	PR Assistants	81
Orioles Own	6	Radio Network, O's	18-19
Hatter Award, MVO	84-89	Radio-Television	Youngest Team
Hemond, Roland		"Read Like a Pro"	5
History, Orioles			

UNIFORM CHANGE: The cover illustration by Jeffrey Oh describes the new uniforms to be worn by the Orioles in '89... This represents the first significant change in the club's basic home and road attire since '71... The orange shirt, still worn occasionally, was introduced in '75 along with an orange pannelled cap that was discarded 2 years later.

The new cap, bearing the "ornithological" bird, is essentially the one worn in '54, then again from '63-'65.

ORIOLES '89 HOTEL HEADQUARTERS

CITY	HOTEL	AREA	TELEPHONE
BOSTON	Sheraton Boston	(617)	236-2000
CALIFORNIA	Doubletree Hotel	(714)	634-4500
CHICAGO	Westin Chicago	(312)	943-7200
CLEVELAND	Bond Court	(216)	771-7600
DETROIT	Omni-International	(313)	222-7700
KANSAS CITY	Adams Mark	(816)	737-0200
MILWAUKEE	Pfister Hotel & Tower	(414)	273-8222
MINNESOTA	Minneapolis Marriott	(612)	349-4000
NEW YORK	Grand Hyatt	(212)	883-1234
OAKLAND	Oakland Hyatt	(415)	562-6100
SEATTLE	Crowne Plaza	(206)	464-1980
TEXAS	Sheraton CentrePark	(817)	261-8200
TORONTO	Sheraton Centre	(416)	361-1000

VISITING CLUBS' HOTELS IN BALTIMORE '88

CLUB	HOTEL	AREA	TELEPHONE
BOSTON	Cross Keys Inn	(301)	532-6900
CALIFORNIA	Cross Keys Inn	(301)	532-6900
CHICAGO	Stouffer Harborplace	(301)	547-1200
CLEVELAND	Stouffer Harborplace (1st trip)	(301)	547-1200
	Marriott Inner Harbor (2nd trip)	(301)	962-0202
DETROIT	Stouffer Harborplace	(301)	547-1200
KANSAS CITY	Stouffer Harborplace	(301)	547-1200
MILWAUKEE	Cross Keys Inn	(301)	532-6900
MINNESOTA	Marriott Inner Harbor	(301)	962-0202
NEW YORK	Marriott Inner Harbor	(301)	962-0202
OAKLAND	Stouffer Harborplace (1st trip)	(301)	547-1200
	Cross Keys Inn (2nd trip)	(301)	532-6900
SEATTLE	Stouffer Harborplace	(301)	547-1200
TEXAS	Marriott Inner Harbor	(301)	962-0202
TORONTO	Stouffer Harborplace	(301)	547-1200

BALTIMORE ORIOLES ORGANIZATION**OFFICERS**

Chairman of the Board	Agnes Neill Williams
President	Lawrence Lucchino
Vice President & General Manager/ Baseball Operations	Roland A. Hemond
Vice President/Business Affairs	Robert R. Aylward
Vice President/Finance	Joseph P. Hamper Jr.
Vice President/Administrative Personnel	Calvin Hill
Vice President/Sales	Louis I. Michaelson
Secretary/Treasurer	Robert J. Flanagan

FRONT OFFICE

Director of Publications	Robert W. Brown
Traveling Secretary	Philip E. Itzoe
Computer Services Director	James L. Kline
Club Counsels	Lon S. Babby & Sven E. Holmes
Administrative Assistant to Messrs. Hemond/Itzoe	Maeve B. Berkeridge
Administrative Assistant to Mr. Lucchino	Barbara A. Bianucci
Administrative Assistant to Mr. Aylward	L. Ann Lange
Admin. Ass't to Messrs. Hill & Robinson	Delores Stokes
Administrative Assistant to Messrs. Kline & Barr	Marcy M. Zerhusen

Baseball Operations

Ass't General Manager/Player Personnel Director	R. Douglas Melvin
Special Assistant to General Manager	Gordon F. Goldsberry
Special Assistant to General Manager	Fred B. Uhlman
Scouting Director	John B. Barr
Ass't Player Development Director	Roy H. Krasik
Director of Special Projects	Kenneth E. Nigro
Community Coordinator/Baseball Operations	Joseph V. Durham
Statistical Projects Manager	Eddie Epstein
Administrative Assistant/Scouting	Fred P. Uhlman

Sales Department

Ass't Director of Sales	Vince Dunbar
Group Sales Manager	Alan G. Locey
Sales Representative	Matthew P. Dryer
Sales Representative	Michael B. Lewns
Sales Representative	Quay T. Rich
Group Sales Coordinator	Lucy M. Kelly
Baseball Store Manager, Seabrook, Md	Laura M. Delaney
Baseball Store Manager, Washington, D.C	Bryan T. Hoffart
Administrative Assistant, Washington Baseball Store	Nancy Costello

Marketing/Promotions

Marketing/Broadcasting Director	Martin B. Conway
Assistant Marketing Director	David B. Cope
Assistant Marketing Director	Juliette Dryer
Administrative Assistant	Evelyn L. Ehlers

Public Relations/Community Relations

Public Relations Director	Richard L. Vaughn
Community Relations Director	Julia A. Wagner
Assistant Public Relations Director	Robert H. Miller
Assistant Community Relations Director	Wayne B. Moss
Administrative Assistant to Messrs. Brown & Vaughn	Helen M. Conklin
Administrative Assistant	Patricia C. Waters
Summer Assistants	Kathryn V. Case & Leland S. MacPhail IV

Orioles Productions (Diamond Vision)

Director of Orioles Productions	Charles A. Steinberg, DDS
Staff Technicians:	
Eli Eisenberg	Jennifer L. Ivers
Peter J. Hock Jr.	Harry D. Kratz
	Kyle A. Ritchie

Medical Staff

Club Physician	Sheldon Goldgeier, MD
Club Physician, Orthopedics	Charles E. Silberstein, MD
Head Trainer	Richard L. Bancells
Trainer	James M. Reed
Strength & Conditioning Coach	Allan D. Johnson

Stadium Services

Director of Stadium Services	Roy A. Sommerhof
------------------------------	------------------

Ticket Office

Ticket Manager	Audrey M. Brown
Ass't Ticket Manager	Denise C. Addicks
Ass't Ticket Manager	Joseph B. Codd
Telemarketing Staff:	

Stephen Kowalski	Helen E. McGuire
Grace P. McArtor	Lorraine A. Sapp
June P. Wiltshire	

Administrative Assistant to Mr. Sommerhof/M's Brown	Ileen A. Wagner
---	-----------------

Administrative Assistants/Ticket Office:

Stephanie M. Crockett	M. Ethel January	Dorothy Proud
Daisy P. Garland	Mabel Pauls	Lisa M. Tolson
Mae I. Haslbeck		Joan L. Walsh

Advance Sale Window Supervisor	Joan M. Leatherwood
--------------------------------	---------------------

Stadium Operations

Head Groundskeeper	Pat A. Santarone
Assistant Groundskeeper	Paul C. Zwaska
Equipment Managers	James W. Tyler (home), Frederick Tyler (visiting)
Switchboard Receptionists	Edna M. Weibe, Greta P. Smith, Judy L. Valentini, Christine S. Werzinsky

General Duties:

Edward E. Ridgely	Melvin T. Ridgely	Jeanie D. Russell
F. Joseph Leilich	Bernard W. Roskott	Ralph C. Jefferson

Consultant/Stadium Operations	Charles A. Jasper
Supervisor/Hosts & Hostesses	John A. Sansone
Supervisor/Ticket Sellers	Leo F. Harnen
Supervisor/Parking	C. Douglas Rosenberger
Fan Relations Representative	James B. Carnaggio

Accounting Department**Administrative Assistants:**

Michael D. Hoppes	Marge S. Leon	M. Pamela Nowicki
Kaye C. Laker	Joseph Lichtfuss Jr.	Myra M. Vazquez

Game Personnel

Public Address Announcers	Rex E. Barney, T. Christopher Ely
Press Box Supervisor	Vernon L. Joiner
Press Box Staff	David L. Shauck, Fred G. Trautman
Closed Circuit System	Robert W. McMahon, James Nason
Stadium Electrician	Albert M. Scrimger
Press Box Security	George G. Desch & James Oliver

Diamond Vision Technicians:

Eddie P. Charik	Vanessa Sandler
Steven M. Ostrow	Kristin Sudbrook
Steve M. Terle	

TWO ORIGINALS

Two members of the front office staff, who joined the Orioles prior to the first season in Baltimore ('54), have remained with the club throughout its 35 year history: **Joe Hamper**, vice president/finance and **Joe Codd**, assistant ticket manager.

BIRDS' FIRST GAME IN BALTIMORE IN '54

The modern American League Orioles made their Baltimore debut in Memorial Stadium on Apr. 15, 1954 before a crowd of 46,354 including Vice President Richard M. Nixon who threw out the first ball. Behind the seven hit pitching of Bob Turley who fanned nine, the Orioles of Jimmy Dykes defeated Paul Richards' White Sox, 3-1, in Baltimore's first American League game in 52 years. Chico Carrasquel, the Chicago shortstop, was the first to bat in the new stadium and singled off Turley.

Clint Courtney won the distinction of hitting the first home run in the brand new stadium (built on the site of the previous municipally owned ballpark used by the International League O's). It was a bases empty blast off Virgil Trucks who also yielded a solo homer to Vern Stephens in the fourth and was the losing pitcher.

The Birds' starting lineup in that game was: Bobby Young, 2b; Eddie Waitkus, 1b; Gil Coan, cf; Vic Wertz, rf; Sam Mele, lf; Stephens, 3b; Billy Hunter, ss; Courtney, c and Turley, p.

LEGACY

Edward Bennett Williams (1920-1988), renowned the world over as both an attorney and a sportsman, owned the Orioles and served as board chairman from November 1979 until he died last August 13 at the age of 68 after a courageous 11 year battle against cancer.

Under Ed Williams' stewardship as Orioles' owner, the club experienced an unprecedented explosion of enthusiasm, loyalty and love. One of the personal high points of his life was bringing home to Baltimore the world championship in 1983. He loved the community, and had the highest admiration and respect for the spirit of the Orioles fans.

Prominent among his many accomplishments in law and sports, was his action that guaranteed the Orioles would remain in Baltimore well into the 21st century by honoring his commitment to sign a long-term lease at the planned new downtown stadium.

When that state-of-the-art baseball-only facility is completed at Camden Yards in 1992, it will stand as Ed Williams' lasting contribution to the Orioles, their fans and the entire State of Maryland. Without his vision, and his whole hearted support, it could not have happened.

Personally, he was a life-long champion of equality and justice. He led the successful effort to integrate the Washington, D.C. Bar Association, and he was in the forefront of affirmative action in baseball, and, as president of the Redskins, in football as well.

Edward Bennett Williams' life, with his unrelenting dedication to winning, symbolized the Orioles's commitment to excellence, both on and off the field.

ORIOLES SALE

Agnes Neill Williams, who succeeded her late husband as chairman of the board of the Orioles, announced last December 6 that agreement had been reached to sell the Orioles for approximately \$70 million to a group of investors with three things in common: a love of baseball, an association with the Baltimore area, and degrees from Yale University Law School.

This group of three includes: private investor **Eli Jacobs**, 51, who is to be the principal shareholder; current Orioles President **Larry Lucchino**, 43; and Westminster, MD native **R. Sargent Shriver**, 72, a practicing attorney who is also president of Special Olympics International.

Before the sale becomes official, it must be evaluated by an eight person owners' committee, and then approved by at least three-fourths of the American League franchises (11 of 14) and a majority of the National League clubs (7 of 12). A final vote was expected to be taken at the next major league meeting in Ft. Lauderdale on March 10, or at a special meeting shortly thereafter.

At a get-together with reporters from the Baltimore Evening Sun and The Sun on December 8, two days after the agreement was announced, Mr. Jacobs, a 6'3" former sandlot 3rd baseman stated that:

- (1) He is committed to keeping the ballclub in Baltimore. "We're expecting to be in Baltimore forever. Larry (Lucchino) talks about being here into the 22nd century . . . it's unthinkable to move outside of Baltimore," and
- (2) He will rely on management to run the club on his behalf.
- (3) "Our commitment is to build a winning team in Baltimore, and we're going to do it the old fashioned way, one step at a time . . . Investment objectives will come second."

Mr. Jacobs whose company, E.S. Jacobs & Co., is headquartered in New York City, is chairman of the board of Memorex-Telex, the second largest manufacturer of computer peripheral equipment in the world, and reportedly owns a controlling interest in companies whose annual revenues exceed \$5 billion.

He has had extensive business ties to Baltimore and Maryland, and currently serves on the board of directors of the Times-Mirror Company, owner of the Baltimore Sunpapers.

Mr. Jacobs, born Oct. 5, '37 in Cambridge, MA, grew up in Newton, west of Boston, an ardent Red Sox fan . . . He is a graduate of Phillips Academy, Andover, MA and Yale College (class of '59) as well as Yale University Law School . . . As an undergraduate he served as managing editor of the Yale Daily News . . . During a two year tour of duty in the U.S. Army, he was stationed for a considerable period at Ft. Holabird in Baltimore.

Mr. Lucchino, who earned a degree at Princeton before graduating from law school at Yale, will continue to serve as the Orioles president and chief executive officer (see his biography on page xx).

Mr. Shriver, a long-time Orioles fan who now lives in Potomac, MD, was the first executive director of the Peace Corps, from its inception in '61 during the administration of his brother-in-law, President John F. Kennedy, until '66. He served as U.S. Ambassador to France from '68 to '70, and in '72 ran as the Democratic nominee for the vice-presidency.

ORIOLES OFFICERS



Lawrence Lucchino
President

LAWRENCE LUCCHINO, 43 (9/6/45) was appointed acting president by Edward Bennett Williams in May, 1988, and succeeded him as the club's chief executive following Mr. Williams' death.

Prior to becoming president, a position he will continue to hold when the new ownership group assumes control of the franchise, he had been vice-president/general counsel and a member of the board, beginning in 1979 when Williams purchased the ballclub.

During his 10 years as an Orioles officer, he held wide ranging responsibilities that included: developing and coordinating the company's marketing policy; negotiating major business and player contracts; serving as the Orioles' principal representative in ongoing negotiations with the Maryland Stadium Authority regarding the new downtown ballpark, and representing the club at American League and major league meetings.

He is a partner at **William & Connolly**, the firm founded by Mr. Williams, where he has specialized in sports law and litigation. Larry was also secretary/general counsel and a member of the board of directors of the Washington Redskins from '78 thru '85.

Born and raised in Pittsburgh, PA, he was all-city in basketball and a second baseman on the city championship baseball team at Taylor Alderdice High School (Class of '63). He graduated cum laude from Princeton University in '67, and was a '72 graduate of Yale University Law School.

While at Princeton, he was a varsity basketball letterman on two Ivy League championship teams, coached by **Butch Van Breda Kolff**. As a sophomore, he was a teammate of U.S. Senator **Bill Bradley** who led the team to the Final Four tournament.

In Larry's senior year, the Tigers were 23-3, the best record in Princeton basketball history. He has had the unique sports distinction of receiving a World Series ring (Orioles '83), a Super Bowl ring (Redskins '83) and an NCAA "Final Four" watch (Princeton '65).

He is a member of the Bar of the District of Columbia, California and Pennsylvania. He is a bachelor.

O'S ARE YOUNGEST TEAM IN MAJORS

The O's opened '89 spring training with the youngest roster in the major leagues, and the team's youngest in 24 years.

The average age of the Orioles on the major league roster was 26 years, one month, a shade younger than AL East division rivals Toronto (26 years, 6 months) and Milwaukee (26-9).

At the other end of the spectrum, Houston ranked last with an average of 28 years, 11 months. Three AL teams: Boston, Detroit and New York, were tied for next-to-oldest at 28 years, 8 months.



Roland Hemond
V-P & General Mgr.
Baseball Operations



Robert B. Aylward
Vice President/
Business Affairs



Joseph P. Hamper, Jr.
Vice President/
Finance

ROLAND A. HEMOND, 59 (10/26/29) was named by **Edward Bennett Williams** to succeed **Hank Peters** as Orioles' vice president & general manager/baseball operations at a dramatic Memorial Stadium press conference on Nov. 10, '87. It was a day of several significant personnel appointments that marked, in **Mr. Williams'** words, "the end of the beginning" of the Orioles' rebuilding program. Roland is now into his 2nd hectic season as chief engineer of that project.

Roland's baseball career dates back some 38 years to 1951, when he was appointed general manager of the Hartford Braves in the Eastern League following a 4-year tour of duty in the U.S. Coast Guard . . . At the end of that season he was promoted to the parent Boston Braves, where he worked for **John Mullen** (now with Atlanta Braves) . . . In '53, Roland accompanied the Braves' franchise to Milwaukee.

In Dec. '60, former Braves Manager **Fred Haney** became the 1st California Angels' general manager, and less than a month later, Roland joined him as scouting and farm director.

On Sep. 14, '70, he was appointed director of (major league) player personnel for the White Sox who were well on their way to a 56-106 final record season . . . At the same time, the Sox hired, at his urging, his former Angels' organization colleague, **Chuck Tanner**, as manager. At their 1st winter meeting, the 2 newcomers moved 16 players in the 1st 18 hours of the convention in Los Angeles.

In their 1st 2 full seasons, the **Hemond/Tanner** combine brought the Sox in 3rd ('71) and 2nd ('72). The Sox went 87-67 in '72 and Roland won the 1st of his 2 "major league executive of the year" awards.

He became a vice president in July '73, in the **John Allyn** administration, then worked with **Bill Veeck** from Dec. '75, when the latter bought the club, until Jan. '81 . . . After **Jerry Reinsdorf** and **Eddie Einhorn** purchased the franchise from **Veeck**, they promoted him to executive vice president for baseball operations.

Roland earned his 2nd "major league executive" trophy in '83 after his White Sox won the Western Division championship by a record 20 games (biggest winning margin in either league since the divisional system was adopted in '69).

He was replaced in Oct. '85 by **Ken Harrelson**, but remained with the Sox in a consulting capacity for a time as "special assistant to the chairman and president." Seven months later, in May '86, he joined the commissioner's office and remained there thru 2 baseball seasons before joining the Orioles.

Personal: Born Oct. 26, '29 in Central Falls, Rhode Island . . . His mother was French-Canadian, and his father's family is of French descent.

Married **Margo Quinn** Nov. 8, '58 . . . They have 5 children: **Susan** (1/3/60), **Tere** (12/27/61), **Robert** (4/20/64), **Jay** (12/11/65), and **Ryan** (12/11/72).

The Hemonds are truly a baseball family. **Margo's** father was **John Quinn**, a major league g.m. for 28 seasons—1st with the Braves for 14 years (Boston & Milwaukee), then with the Phillies for 14 more (to '72) . . . **Quinn** won 3 pennants with the Braves ('48, '57, '58) . . . Born in '08, he went to work in '32 with the Red Sox, who were then operated by his father.

In addition to **Margo**, **John Quinn's** children include: **Susan**, who worked for the Angels and was **Roland's** secretary for a number of years; **Bob**, the Yankees' general manager, and **Jack**, president of the St. Louis Blues hockey team.

ROBERT R. AYLWARD, 35 (5/23/53), is the Orioles vice president/business affairs charged with implementing the club's marketing and sales programs, maintaining liaison with Baltimore City on issues relating to Memorial Stadium, and administering the club's broadcast policy. He was one of the principal organizers of the very successful "Orioles Designated Hitters," the volunteer group, created in 1980, that represents the club in the sale of season tickets.

He currently spends most of his time working with representatives of the Maryland Stadium Authority and the HOK architectural firm on the design of the new ballpark.

Aylward is a graduate of Vanderbilt University (Nashville, TN) and also attended Ohio University (Athens) where he was enrolled in the graduate program for sports administration. He first joined the Orioles as an intern in the ticket department while at Ohio University, and has been here ever since except for one year ('77) spent with the Columbus, OH Clippers, then the Pirates AAA farm club in the International League.

He grew up in Pace, MS, and attended McCallie School in Chattanooga, TN where he played baseball and was team captain, mvp and all-city in basketball his senior year. He is married to the former **Elizabeth (Betsy) Hoppes** who also attended Vanderbilt and earned a PhD in psychology from Cornell University. . . . The Aylwards have a daughter, **Laura** (5/7/85).

JOSEPH P. HAMPER JR., 63 (1/28/26), vice president/finance, is the Orioles most senior staff member . . . He is now in his 36th year with the ballclub, since he was hired as an accountant in February 1954. He became controller in 1958 and a vice president in Oct. 1966. He is treasurer of the Baltimore Orioles Foundation, and was secretary of the company under previous ownership, from 1966 thru 1979.

He also served as executive vice president of the Baltimore Bays (North American Soccer League), a wholly owned subsidiary of the Orioles from 1967 through 1969.

A certified public accountant, Hamper has attended the Johns Hopkins University . . . During World War II, he was an infantryman in the U.S. Army, and spent three months as a prisoner of war in Germany. He is a bachelor and lives in Phoenix, MD, north of Baltimore.


CALVIN HILL, 42 (1/2/47), a Baltimore native, was appointed vice president/administrative personnel on November 10, '87. He first joined the Orioles in July, '87 when **Edward Bennett Williams** appointed him to the board of directors.

He is a graduate of the Riverdale Country School in New York City and of Yale University, and also attended Southern Methodist University's Perkins School of Theology . . . He currently serves as chairman of the Yale University Council's Committee on Athletics and on the executive committee of the university's development board. He is also a member of the board of the Riverdale Country School.

Hill was a standout running back at Yale and in the National Football League with the Dallas Cowboys, Washington Redskins and Cleveland Browns. He was the Cowboys first round draft choice the year he graduated from Yale ('69), and in his first season earned both NFL Rookie of the Year and All Pro honors. During his pro career which spanned 13 seasons, from 1969 thru 1981, he played in four pro bowls and two Super Bowls.



Calvin Hill
Vice President/
Administrative Personnel



Robert J. Flanagan
Secretary-Treasurer



Louis I. Michaelson
Vice President/
Sales

ORIOLES OFFICERS (Cont.)

He is a member of the Dallas Cowboys All-Time Team and of the Maryland Athletic Hall of Fame.

Hill is active in a variety of business activities in addition to his duties with the Orioles. He works with Fleet Financial Services which provides comprehensive assistance primarily to athletes and entertainers, and he serves as a consultant to a number of firms including:

The Cleveland Browns in matters relating to player relations and drug rehabilitation;

Several private sector companies in the area of chemical abuse, establishing and auditing chemical abuse programs; and

Communications for the Eighties, Inc., a company that provides media related services.

He devotes much of his time speaking at university campuses and to businesses on the problems of drugs and alcohol, and on the important relationship of sports and academics to scholastic athletes.

He lives with his wife, **Janet**, and son, **Grant**, 16 (10/5/72) in the Washington area (Reston, VA).

ROBERT J. FLANAGAN, 32 (4/28/56), is secretary-treasurer and a member of the executive committee of the board of directors. He is responsible directly to the chairman of the board on fiscal matters affecting the Orioles.

Flanagan is a native of Summit, N.J. and a 1974 graduate of Summit High School where he was a classmate of Kansas City Royals outfielder **Willie Wilson**. He graduated from Georgetown University's School of Business Administration in 1978, and remains active on the school's behalf as a member of the alumni board of governors. While an undergraduate, he served as the president of Alpha Sigma Nu, the National Jesuit Honor Society. In December 1985, he earned an M.S. Degree in Taxation at the American University Kogod School of Business.

Flanagan is a certified public accountant and a member of the D.C. Institute of Certified Public Accountants. Before joining the Orioles, he spent three years with Arthur Anderson & Co. in Washington.

He and his wife, **Liz**, were married November 26, 1983. They live in Bethesda, MD with their son, **Patrick** (4/8/88).

LOUIS I. MICHAELSON, 51 (6/1/37), vice-president for sales is responsible for implementing season ticket and group sales strategies and for directing and administering the Designated Hitter program. He has also coordinated the development of Orioles baseball stores in Washington, DC; Seabrook, MD and York, PA.

Lou joined the Orioles in '83 after 16 years with the Social Security Administration. However, his association with the ballclub began in October '79 when he became a charter member of a brand new organization called the Orioles Designated Hitters . . . He went on to earn the top sales award in each of the DHs first 4 years.

He is a member of the National Conference of Christians and Jews, and is a former vice president and director of the Cystic Fibrosis Foundation of Maryland. He is also a past president of B'nai B'rith, State of Maryland, and has served as a governor of B'nai B'rith, Southeastern U.S.

Born and raised in Cincinnati, Lou graduated from the University of Cincinnati (class of '61), and earned a master's degree in psychology at St. Xavier University (also in Cincinnati) . . . He and his wife, the former **Rita Schuman**, have been married for 26 years . . . They have one son, **David** (8/25/64) . . . The Michaelsons, like **Frank Robinson**, moved to Baltimore in '66 from Ohio.

PRESIDENTIAL VISITS

The Orioles are 0-4 in games in which a President has thrown out the first ball at Memorial Stadium. The O's are 0-3 with President Ronald Reagan present (1st game of '83 World Series and home openers in '84 & '86). They also lost the only game President Jimmy Carter attended, the seventh game of the '79 World Series. No other Presidents have visited Memorial Stadium, although in the first game the O's ever played in Baltimore in '54, Richard Nixon threw out the first ball as Vice President under President Dwight Eisenhower. The O's did win that game, 3-1 over the White Sox (see also "O's first game in Baltimore," page 3).

ORIOLES BASEBALL OPERATIONS DEPARTMENT

Assistant General Manager/Player Personnel Director: Doug Melvin

Scouting Director: John Barr

Special Assistant to the General Manager: Gordon Goldsberry

Special Assistant to the General Manager: Fred Uhlman Sr.

Assistant Director of Player Development: Roy Krasik

Administrative Assistant/Scouting: Fred Uhlman Jr.

Director of Special Projects: Ken Nigro

Community Coordinator, Baseball Operations: Joe Durham

Statistical Projects Manager: Eddie Epstein

Director of Field Operations/Instruction: Don Buford

Minor League Camp Coordinator/Scouting: Len Johnston

Minor League Hitting Instructor: Deacon Jones

Minor League Infield Instructor: Minnie Mendoza

Minor League Pitching Coordinator: Mike Pazik

Minor League Groundskeeper: Jamie Rodriguez

Assistant Minor League Groundskeeper/Equipment Manager: Nesty Santiago

ORIOLES FARM SYSTEM—1989

CLUB	LEAGUE/CLASS/STADIUM	OFFICIALS
Rochester Red Wings	International	Fred Strauss (Pres.)
Silver Stadium	(AAA)	Bob Goughan (GM)
Rochester, NY 14621	Silver Stadium	Greg Biagini (Mgr.)
(716) 467-3000	Western Division	Curt Motton (Coach)
		Dick Bosman (Pitch. Coach)
		Jeff Wood (Trainer)
Hagerstown Suns	Eastern	Terry Randall (Pres.)
P.O. Box 230	(AA)	Bob Miller (GM)
Hagerstown, MD 21740	Municipal Stadium	Jim Schaeffer (Mgr.)
(301) 791-6266		Tom Brown (Pitch Coach)
		Brian Ebel (Trainer)
Frederick Keys	Carolina	Terry Randall (Pres.)
P.O. Box 3169	(A)	Keith Lupton (GM)
Frederick, MD 21701	Grove Stadium	Jerry Narron (Mgr.)
(301) 662-0013	Northern Division	Mike Pazik (Pitch. Coach)
		Doug Merrifield (Trainer)
Erie Orioles	New York-Penn	Bob Shreve (GM)
P.O. Box 488	(A)	Bobby Tolan (Mgr.)
Erie, PA 16512	Ainsworth Field	Mark Brown (Pitch. Coach)
(814) 453-3900	Stedler Division	
Bluefield Orioles	Appalachian League	George Fanning (GM)
P.O. Box 356	(Rookie)	Mike Young (Mgr.)
Bluefield, WV 24701	Bowen Field	Jose Soto (Coach)
(703) 326-1326	Northern Division	

LEON BRAVOS (BRAVES): The Orioles will maintain a working agreement with the Leon Braves of the AAA Mexican League in '89 . . . There are two 7-team divisions in the Mexican League, and Leon is in the Southern Division.

Jose Carlos Martinez (Pres.) . . . Manual Cortez (GM) . . . Francisco Estrada (Mgr.) . . . Address: Blvd. Lopez Mateos, #1139, Despacho 212., C.P. 3700 Leon, Gto . . . Telephone: (471) 4-97-51 and 6-83-61.

CLYDE KLUTTZ MEMORIAL AWARD

Named in honor of the Orioles' director of player development who died in May, 1979, the CLYDE KLUTTZ MEMORIAL AWARD is presented annually to the Baltimore organization player "who best exemplifies Clyde's integrity, desire, dedication, and loyalty to the game of baseball and the Baltimore Orioles." Clyde had spent 41 years in baseball when he passed away at the age of 61.

The winners of the Kluttz Award to date: **Tom Eaton** (2b); 1980—**Cal Ripken, Jr.** (3b); 1981—**Victor Rodriguez** (2b); 1982—**John Shelby** (of); 1983—**Mike Boddicker** (p); 1984—**Al Pardo** (c); 1985—**John Habyan** (p); 1986—**Eric Bell** (p); 1987—**Leo Gomez** (3b). The 1988 winner will be announced in April '89.

SCOUTING STAFF Regional Supervisors

GARY NICKELS
(Western Region)
1112 Bay Hill Ave.
Naperville, IL 60565

CARLOS BERNHARDT
(Dominican Republic)
Calle Medicina #8
San Pedro de Macoris, DR

JESUS CARMONA
(Mexico)
804 Preston
Laredo, TX 78041

RAY CRONE
(LA, TX)
916 NW Panorama
Waxahachie, TX 75165

ED CROSBY
(So. CA)
11463 Anticost Way
Cypress, CA 90630

JIM GILBERT
(MD, VA, NC, WV)
1912 Maplewood Dr.
Hagerstown, MD 21740

JESUS HALABI
(Latin America)
P.O. Box 724
Aruba, Netherlands Antilles

JIM HOWARD
(NY, PA, NJ)
59 Old Coach Rd.
Clifton Park, NY 12065

LEO LABOSSIERE
(ME, MA, NH, VT, NYC, LI)
4 Claremont
Lincoln, RI 02865

MIKE LEDNA
(MI, IN, WI, IL)
463 Bernard Dr.
Buffalo Grove, IL 60089

ED LIBERATORE
(Major League)
1068 Holly Tree Rd.
Arlington, PA 19001

TIM LUGINBUHL
(OH, KY, TN)
2312 Chesterfield Ln.
Batavia, OH 45103

MIGUEL MACHADO
(So. Fla., Latin America)
9611 SW 77th Ave., #208
Miami, FL 33156

CARL MOESCHE
(CO, UT, OK, KS)
2370 S. Quebec St. #305
Denver, CO 80231

LAMAR NORTH
(MS, AL, GA, SC, TN)
1307 S. Crest Rd.
Rossville, GA 30741

CAMILO NUNEZ
(Panama)
P.O. Box 1429
Panama, 9-A, Panama

JOHN STOKOE
(Eastern Region)
12 Bradford Place
Slingerlands, NY 12159

JIM PAMLANYE
(No. Fla.)
P.O. Box 110
Orlando, FL 32802

ED SPRAGUE
(No. CA, NV)
23160 N. Davis Rd.
Lodi, CA 95242

BIRDIE TEBBETTS
(Major League)
P.O. Box 278
Anna Maria, FL 33501

BILL WERLE
(Major League)
833 West 28th Ave.
San Mateo, CA 94403

BENNETT WILLIAMS
(DE, MD)
22 Benton Court
Sterling, VA 22170

JERRY ZIMMERMAN
(WA, OR, ID, MT, WY)
13650 Fernridge Way
Milwaukie, OR 97222

ED FARMER
(Advance)
1826 Idaho Ave.
Santa Monica, CA 90403

ORIOLES SCOUTS & CURRENT PLAYERS THEY'VE SIGNED

BERNHARDT, CARLOS: Manny Alexander (if) . . . Matires Asencio (if) . . . Manolo Baez (1b) . . . Hector Bautista (of) . . . Matires Belen (rhp) . . . Christian Benitez (if) . . . Andres Constant (rhp) . . . Sergio Cairo (of) . . . Francisco Delarosa (rhp), Cesar Devares (c) . . . Israel Frias (c) . . . Victor Medina (rhp) . . . Juan Mercedes (lhp) . . . Luis Mercedes (2b) . . . Roberto Ortiz (of) . . . Ernesto Paulino (c) . . . Genaro Puella (1b) . . . Juan Ramirez (of) . . . Danilo Rodriguez (rhp) . . . Jhonny Valdez (of).

CRONE, RAY: Sam Amarena (rhp) . . . Mike Borgatti (rhp) . . . Steve Bowden (rhp) . . . Roy Gilbert (of) . . . Rodney Lofton (if) . . . Arthur Rhodes (lhp) . . . David Segui (1b) . . . Jack Voigt (of).

CROSBY, ED: Terry Brown (of) . . . Jeff Champ (c) . . . Aman Hicks (of) . . . Jeff Tackett (c) . . . Wayne Wilson (rhp) . . . Craig Worthington (3b).

GILBERT, JIM: Del Ahalt (if) . . . Charlie Brown (rhp) . . . Robert Doman (lhp) . . . Don Fowler (rhp) . . . John Fowler (if) . . . Brian Janutolo (if) . . . Chris LaFollette (of) . . . Craig Lopez (rhp) . . . John Marett (rhp), Scott McNaney (if) . . . Steve Meredith (3b) . . . Carey Metts (c) . . . Chris Pinder (rhp) . . . John Posey (c) . . . Bill Ripken (2b) . . . Dan Simonds (c) . . . Robert Somerville (lhp) . . . Wendell Spitzer (rhp) . . . Jim Traber (1b) . . . Steve Williams (rhp) . . . Mark Withers (of).

HALABI, JESUS: Sherwin Cijntje (of) . . . Fritsroy Marsham (of) . . . Rafael Skeete (of).

LEDNA, MIKE: Mike Bretwisch (lhp) . . . Brian Dubois (lhp) . . . Steve Finley (of).

MOESCHE, CARL: Chris Burgin (rhp) . . . Wes Holmes (rhp) . . . Zachary Kerr (rhp) . . . Dave Miller (rhp) . . . Steve Mondile (rhp) . . . Chuck Ricci (rhp) . . . Mike Sander (rhp).

NORTH, LAMAR: Tim Dulin (if) . . . Ken Gerhart (of) . . . Stacy Jones (rhp) . . . Greg Olson (rhp) . . . Chris Padget (1b) . . . Chuck Stanhope (rhp).

NUNEZ, CAMILO John Perez (of) . . . Vernon Villareal (of-1b).

PAMLANYE, JIM Leo Gomez (if) . . . Ricky Gutierrez (if) . . . Paris Hayden (of) . . . Bob Latmore (if) . . . Tom Martin (lhp) . . . Chris Myers (lhp) . . . Ted Powers (rhp).

SPRAGUE, ED: Walt Harris (of) . . . Doug Robbins (c).

ZIMMERMAN, JERRY: Tom Harms (of) . . . Mike Lehman (c) . . . Tim Richardson (1b).

1988 MINOR LEAGUE REPORT

CLASS AAA . . . ROCHESTER RED WINGS (INTERNATIONAL) Manager: John Oates: 77-64, 1st, 7 GA

Batters: John Galt 7-8-87																		
BATTERS	AVG	AB	R	H	HR	RBI	SB	PITCHERS	W-L	ERA	G	SV	IP	H	ER	BB	SO	
Berra, Dale	.182	165	19	30	3	13	0	Asse, Don	0-0	1.23	7	3	71	5	1	3	6	
Cijntje, Sherwin	.227	185	26	42	2	12	6	Ballard, Jeff	4-3	2.97	9	0	60.2	56	20	11	32	
Crimo, Matt	.253	265	33	67	8	20	3	Bel, Eric	3-1	1.96	7	0	36.1	28	8	13	33	
Davis, Butch	.143	28	4	4	0	0	0	Berra, Dale	0-0	4.50	1	0	2.0	3	1	1	0	
Dulin, Tim	.333	48	7	16	2	6	0	Bowden, Mark	9-5	3.38	24	0	96.0	80	36	51	94	
Dwyer, Jim	.296	27	7	8	0	4	0	Brown, Curt	2-0	1.19	10	2	22.2	16	3	3	10	
Finley, Steve	.314	456	61	143	5	54	20	Dillard, Gordon	0-2	2.45	5	0	11.0	9	3	9	6	
Hughes, Keith	.270	274	44	74	7	49	11	Gibson, Bob	4-6	3.85	43	4	107.2	102	46	30	68	
Landreau, Ken	.272	173	27	47	7	23	6	Giffin, Mike	9-9	4.46	23	0	147.1	161	73	46	93	
Landrum, Tito	.235	17	2	4	1	4	0	Hallman, John	4-1	2.16	7	0	36.1	44	14	14	41	
Magrann, Tom	.294	17	1	5	0	0	0	Hartman, Pete	2-0	1.46	27	2	37.0	31	6	9	24	
Mala, Vic	.224	161	11	36	1	14	0	Hickey, Kevin	0-3	8.62	11	0	17.2	17	15	14	15	
Montgomery, Reg	.000	2	0	0	0	0	0	Mesa, Jose	12-8	2.70	24	0	130.0	124	45	31	59	
Narmon, Jerry	.250	248	31	62	8	33	1	Moore, Bob	0-0	4.76	3	0	17.0	19	9	6	7	
Nichols, Carl	.228	193	20	44	3	16	0	Morgan, Mike	10-5	3.12	31	1	130.0	124	45	31	59	
Padgett, Chris	.220	377	44	83	10	44	2	Noles, Dickie	0-0	0.00	1	0	0.1	0	0	0	0	
Pyzarski, Tim	.125	32	3	4	2	5	1	Pacolla, John	3-0	2.89	6	0	43.2	35	14	9	36	
Powdson, Wade	.252	329	41	83	7	33	3	Peraza, Oswald	1-5	5.94	41	10	50.0	57	33	24	35	
Sakocic, Ron	.246	236	24	58	3	27	1	Raczka, Mike	0-0	0.00	5	4	4.1	2	0	2	2	
Smith, D.L.	.230	304	25	70	0	19	2	Schauer, Bill	0-2	5.91	6	3	10.2	15	7	3	5	
Stanicek, Pete	.174	69	13	12	2	8	7	Slak, Doug	2-1	4.34	5	0	29.0	27	14	9	20	
Stone, Jeff	.277	267	39	74	3	27	20	Stanhope, Chuck	5-3	2.65	8	0	54.1	40	16	18	25	
Tetelison, Mickey	.244	41	9	10	1	4	0	Thurmond, Mark	-3-1	2.84	4	0	25.1	22	8	9	18	
Traber, Jim	.285	144	17	41	6	23	2	Tibbs, Jay	2-3	3.34	12	2	29.2	38	11	5	25	
Worthington, Craig	.244	430	53	105	16	73	3	Wilkinson, Mark	Totals	77-64	3.31	141	31	1195	1126	439	395	772
Totals	.250	4489	562	1122	97	511	89	Totals										

CLASS AA . . . CHARLOTTE KNIGHTS (EASTERN DIVISION) Manager: Greg Biagini: 69-75, 7th, 18 GB

BATTERS	AVG	AB	R	H	HR	RBI	SB	PITCHERS	W-L	ERA	G	SV	IP	H	ER	BB	SO
Bellino, Frank	.235	98	11	23	2	11	2	Brown, Curt	3-1	4.29	30	2	56.2	69	27	7	45
Cijntje, Sherwin	.260	304	35	79	1	27	20	Chamberlain, Craig	4-7	5.43	18	0	64.2	73	39	32	40
Cusack, Rocky	.221	95	17	21	4	12	2	Culkar, Steve	0-1	3.00	15	0	21.0	16	7	7	20
Davis, Butch	.301	412	62	124	13	82	16	Daniel, Jim	2-7	4.78	31	3	96.0	100	51	33	52
Dulin, Tim	.243	399	59	97	11	56	5	Dillard, Gordon	7-5	2.19	38	2	131.2	97	32	67	100
Farmar, Damon	.205	44	4	9	1	1	2	Hartman, Pete	1-1	3.72	6	0	9.2	10	4	8	7
Finley, Steve	.154	13	2	2	1	1	0	Hickey, Kevin	5-8	4.14	20	0	117.1	122	54	57	76
Gorman, Ken	.292	89	6	26	1	10	1	Moore, Bob	3-1	2.59	5	0	37.2	26	10	12	29
Gomez, Leo	.281	349	59	96	1	39	17	Odeker, Rick	2-3	2.95	8	0	36.2	34	12	10	19
Holtz, Gerry	.228	334	31	76	16	52	4	Olson, Gregg	0-1	5.87	8	1	15.1	24	10	6	22
Magrann, Tom	.263	60	6	17	1	2	1	Palermo, Pete	1-0	6.06	8	0	16.1	25	11	6	16
Mims, Larry	.162	37	8	6	0	0	0	Posey, John	0-0	0.00	1	0	1.0	1	0	0	0
Montgomery, Reg	.246	171	12	42	3	15	0	Price, Kevin	6-8	3.84	46	11	79.2	85	34	25	45
Nichols, Ty	.201	442	49	89	8	46	6	Raczka, Mike	0-0	3.94	6	0	16.0	17	7	10	16
O'Dell, Jim	.218	321	34	70	6	35	3	Schling, Curt	5-2	3.18	7	0	45.1	36	16	23	32
Perkins, Harold	.306	85	10	26	1	9	6	Smith, Dane	0-0	0.00	2	0	2.0	2	0	2	0
Posey, John	.206	306	30	63	5	32	2	Sonneberger, Steve	2-7	5.66	13	0	55.2	73	35	21	40
Roberts, Norm	.111	9	0	1	0	1	0	Stanhope, Chuck	7-8	3.01	21	0	143.2	127	46	40	97
Skeete, Rafael	.237	494	89	117	3	29	52	Thorne, Paul	6-5	2.67	64	12	87.2	80	25	45	88
Smith, Dana	.245	444	46	109	2	33	8	Walton, Rob	7-2	3.50	13	0	79.2	73	31	12	51
Tackett, Jeff	.206	272	24	56	0	18	5	Williams, Bob	1-2	5.40	7	0	36.2	43	22	14	23
Totals	.241	4819	601	1163	81	517	161	Totals	69-75	3.61	145	31	1283	1246	514	489	959

CLASS A . . . HAGERSTOWN SUNS (CAROLINA, NORTHERN DIVISION) Manager: Mike Hart: 1st HALF: 37-33, 2nd, 3 1/2 GB 2nd HALF: 42-28, 2nd, 1 GB

BATTERS	AVG	AB	R	H	HR	RBI	SB	PITCHERS	W-L	ERA	G	SV	IP	H	ER	BB	SO
Ahr, Jeff	.211	123	13	26	1	12	1	Ananema, Sam	1-0	5.65	13	1	36.2	42	23	12	15
Bellendorf, Dave	.327	368	51	127	6	64	0	Borgatti, Mike	6-11	4.13	30	0	141.2	151	65	39	102
Brown, Terry	.152	79	15	12	1	9	4	Borgatti, Mike	3-2	3.78	15	0	50.0	50	21	10	43
Burford, Don	.232	548	91	127	2	53	77	Bowden, Steve	6-8	3.73	26	1	130.1	127	54	42	89
Eberle, Mike	.244	435	49	106	5	74	0	Burdick, Stacey	10-10	3.64	27	0	165.2	130	67	96	147
Faulkner, Craig	.284	440	55	125	12	76	1	Culkar, Steve	5-3	2.91	34	9	55.2	50	18	26	54
Finley, Steve	.214	28	2	6	0	3	4	Dubois, Brian	3-4	4.61	29	2	41.0	34	21	29	47
Harris, Walt	.272	475	67	129	1	60	53	Delarosa, Francisco	14-9	4.17	28	0	163.2	195	85	50	147
Latmore, Bob	.245	371	32	91	7	52	5	Dubois, Brian	12-4	3.67	19	0	135.0	129	55	30	112
McInnes, Kevin	.219	114	12	25	0	16	0	Evans, Scooter	0-0	6.75	11	0	14.2	18	11	9	7
Meadows, Scott	.375	8	3	3	0	0	0	Miller, Dave	1-1	2.72	6	0	37.2	35	12	12	23
Mims, Larry	.264	356	72	94	1	19	52	Moore, Bob	0-0	0.00	1	0	1.0	1	0	0	2
Nossek, Matt	.149	146	18	22	0	8	0	Moore, Bob	0-0	0.00	1	0	1.0	1	0	0	2
Palinko, Louie	.216	56	5	12	0	7	0	Lozier, Craig	1-1	2.16	2	0	21.0	26	10	3	7
Segu, David	.268	190	35	51	3	31	3	Miller, Dave	1-2	2.90	3	0	39.2	36	12	10	21
Seppi, Randy	.237	465	54	110	1	39	1	Olsen, George	1-0	2.00	8	4	9.0	5	2	2	9
Vogt, Jack	.226	367	62	83	12	42	5	Palatino, Pete	3-1	3.25	14	0	55.1	54	20	15	55
								Schorgel, Mike	1-0	2.75	5	0	87.2	73	27	37	75
								Pinder, Chris	0-3	2.72	5	0	165.1	174	67	53	175
								Sander, Mike	3-0	3.77	5	0	29.0	27	12	6	16
								Schorgel, Steve	1-1	2.16	2	0	7.0	3	0	0	10
								Telford, Anthony	1-0	0.00	1	0	7.0	3	0	0	10
								Williams, Bob	7-3	3.18	16	0	96.1	76	34	54	154
								Wilson, Chasun	0-0	7.25	14	1	36.0	28	29	23	20
								Totals	79-61	3.65	140	25	1217	1142	494	449	854
Totals	.250	4592	662	1149	52	565	212										

1988 MINOR LEAGUE REPORT

CLASS A... ERIE ORIOLES (NEW YORK—PENN, STEDLER DIVISION)
Manager: Bobby Tolan: 46-31, 2nd, 1 1/2 GB

BATTERS	AVG	AB	R	H	HR	RBI	SB	PITCHERS	W-L	ERA	G	SV	IP	H	ER	BB	SO
Ahalt, Del	.200	160	22	32	4	16	5	Amerena, Sam	3-0	0.41	7	0	22.0	12	1	4	12
Bautista, Hector	.191	47	3	9	0	1	0	Blom, Pete	4-5	4.27	13	0	71.2	75	34	22	49
Black, Bob	.204	54	9	11	1	5	3	Burns, Chris	6-4	3.52	15	0	99.2	94	39	28	70
Brown, Terry	.219	207	42	66	13	49	11	Cavers, Mike	5-1	2.83	18	0	57.1	54	18	30	40
Browning, Steve	.151	86	7	13	1	6	0	Constant, Andres	1-1	4.61	15	4	27.1	21	14	10	24
Fietta, Omer	.222	90	16	20	5	16	1	Deutch, Mike	7-1	2.98	14	0	93.2	94	31	27	69
Gilbert, Roy	.254	287	52	73	1	32	30	Evans, Scott	3-3	1.49	7	0	54.1	49	9	15	40
Gordon, John	.245	192	27	47	7	36	6	Jones, Stacy	3-3	3.11	10	1	55.0	46	13	24	61
Hayden, Paris	.240	171	29	41	5	25	2	Linsley, Mike	8-3	1.37	11	0	85.2	49	13	24	61
Holland, Tim	.198	242	23	48	0	12	5	Miller, Dave	2-2	1.07	27	12	42.0	33	5	11	29
Lee, Keith	.254	248	43	63	3	16	29	Mondie, Steve	2-2	1.07	27	12	42.0	33	5	11	29
Lofon, Rodney	.300	250	40	75	0	37	36	Powers, Tad	3-7	2.43	25	5	40.2	42	11	15	30
McLamney, Scott	.233	86	7	20	1	10	1	Soto, Jose	0-0	0.00	1	0	1.0	1	0	1	0
Parsons, Tracy	.200	5	0	1	0	0	0										
Paulino, Luis	.276	210	28	58	2	29	2										
Soto, Jose	.161	56	6	9	0	3	0										
Wilkins, Mark	.252	135	16	34	2	14	4										
Totals	.245	2526	370	619	45	307	136	Totals	46-31	2.83	77	23	680	602	214	211	501

ROOKIE LEAGUE... BLUEFIELD ORIOLES (APPALACHIAN, NORTHERN DIVISION)
Manager: Glen Gulliver: 24-47, 5th, 14 GB

BATTERS	AVG	AB	R	H	HR	RBI	SB	PITCHERS	W-L	ERA	G	SV	IP	H	ER	BB	SO
Bautista, Hector	.299	163	28	47	0	20	6	Bel, Brent	1-4	6.14	15	1	36.2	44	25	21	24
Chamco, Jeff	.287	150	19	43	0	26	10	Bretsch, Bob	3-5	4.58	12	0	74.2	74	38	33	64
Fowler, John	.206	218	22	45	3	25	3	Brown, Charlie	2-3	6.39	19	2	43.2	54	31	17	35
Fries, Israel	.600	5	3	3	2	4	0	Fowler, Don	0-3	4.21	20	2	36.1	43	17	17	35
Gutierrez, Ricardo	.246	207	35	51	2	19	5	Holmes, Wes	0-1	5.40	8	0	55.0	76	47	23	56
Hicks, Arnan	.226	186	22	42	0	14	6	Kerr, Zachary	1-4	7.69	17	0	81.1	9	5	8	12
Janulick, Brian	.146	89	10	13	0	5	0	Marett, John	0-2	2.89	16	0	37.1	44	12	22	26
Lafayette, Chris	.297	101	14	30	2	17	1	Rhodes, Arthur	4-6	6.66	14	0	73.0	92	54	48	73
Marshall, Fritory	.121	33	4	4	0	1	0	Roos, Chuck	3-4	3.19	11	0	36.2	31	13	15	46
Mercedes, Luis	.274	215	36	59	0	20	15	Shelby, Chris	4-6	6.66	14	0	73.0	92	54	48	73
Meredith, Steve	.267	116	27	31	5	14	5	Somkowski, Rich	3-3	4.76	12	0	65.0	79	38	17	40
Nicosia, Steve	.302	172	20	52	4	32	3	Somerville, Robbie	2-6	5.26	13	0	45.1	56	24	13	26
Metts, Carrey	.267	191	20	51	0	14	10	Williams, Steve	0-1	3.68	13	2	36.2	35	15	16	39
Perez, John	.188	16	2	3	0	2	1		5-5	3.48	18	1	62.0	59	24	21	44
Ramirez, Juan	.205	190	24	39	5	24	4										
Redman, Joe	.175	63	5	11	0	2	1										
Richardson, Mike	.279	154	24	43	1	25	3										
Twenty Mark	.218	78	8	17	0	5	0										
Totals	.248	2380	331	590	24	269	77	Totals	24-47	4.98	71	8	611	696	338	271	520

FARM SYSTEM—1988

Rochester's first Governor's Cup (AAA International League championship) since '74, 2 individual league batting titles, and Hagerstown's three 50 base stealers highlighted the Orioles '88 minor league season. And, while the Red Wings were the only Orioles' farm club to advance to post-season, both Hagerstown (Carolina, A) and Erie (NY-Penn, A) weren't eliminated from their respective races until the final day of the season. The O's 5 farm teams combined for a 295-278 (.515) record, 12th among the 26 major league clubs.

Rochester's 77-64 record was the club's best since '76. The Wings defeated Tidewater, 3 games to 1 in the best-of-5 IL championship series. In the process, Rochester held the Mets to 8 runs in 4 games. The O's advanced to the Triple A Alliance Championship series, but lost 4 games to 2 to Indianapolis (Expos) of the American Association. The Wings won the first 2 games of the series allowing only 2 runs, but lost the next 4.

Red Wings' manager **Johnny Oates** (named as a coach for the Orioles on Oct. 4) was named "Manager of the Year" in the International League as selected by league managers, players and media. The same group selected 3B **Craig Worthington** the league's "Most Valuable Player" and OF **Steve Finley** "Rookie of the Year."

Worthington was 2nd in the league in rbi (73) and tied for 2nd in homers (16). **Finley**, after starting the season at Class A Hagerstown, became Rochester's first league batting champion since **Rich Dauer** in '76. Finley's .314 average was 18 points higher than the next qualifying hitter. His 143 hits also led the league.

RHP **Bob Milacki** led the league in complete games (11), the most in the International League since '84. He was also 4th in the IL in ERA (2.70), tied for first in shutouts (3), and tied for 3rd in wins (12). Both he and **Finley** were selected for the Triple A All-Star game played in Buffalo in July.

RHP **Pete Harnisch** was promoted from Class AA Charlotte to Rochester in July and on Aug. 14 he tied a Rochester club record with 17 strikeouts in a 2-0 win over Toledo. Including post-season, he made 9 starts at Rochester and threw 4 shutouts, 2 in post-season. He was also 3rd in the Southern League in strikeouts (141) despite July promotion. Managers of the SL named him the league's top prospect according to Baseball America.

Charlotte (69-75) boasted the Southern League's only .300 hitter in **Butch Davis**. The former Pittsburgh Pirate and Kansas City Royal batted .301 to give him the SL batting crown. He was also 2nd in the league in rbi (82) and 3rd in GWRBI (12). OF **Rafel Skeete** led the league in runs scored (89) and was 2nd in stolen bases (50). OF **Gerry Holtz** led the SL in triples (8) and was 2nd in on base pct. (.412, BB-82). LHP **Gordon Dillard** was 2nd in the league in era (2.19) & RHP **Paul Thorpe** had a league-high 64 app's.

Hagerstown (79-61) lost to Prince William (Yankees) on the final day of the season, keeping the Suns from the 2nd half title in the Carolina League's Northern Division. The Suns finished one game behind Lynchburg (Red Sox).

STOLEN BASES... Three Suns—**Don Buford Jr.** (77), **Walt Harris** (53) and **Larry Mims** (52) finished 1-2-3 in the Carolina League in stolen bases. Hagerstown and the Osceola Astros of the Florida State League became the first two minor league teams with three 50 base stealers since '76 when Danville (Dodgers) of the Midwest League also had 3... And, that's only half the story... Defending the stolen base is the other half. The Suns trio of catchers **Mike Eberle**, **Louis Paulino** and **Craig Faulkner** threw out 65 of 135 attempted stealers (48%), highest ratio in the Carolina League.

While **Finley** and **Davis** won batting titles at AAA and AA levels, Hagerstown's IB **Dave Bettendorf** finished 2nd in the Carolina League (A) in batting (.327), 11 points behind leader **Bernie Williams** of Prince William. LHP **Brian DuBois** and RHP **Mike Sander** tied for the CL lead with 14 wins apiece.

Erie (46-31) lost to Jamestown, 2-1 in 10 innings on the final day of the regular season and finished 1 1/2 games behind the Expos, who captured the NY-Penn League's Western Division. OF **Terry Brown**, the Orioles' 18th selection in the '87 free agent draft out of the University of Southern California, was first in the league in rbi (49), 2nd in home runs (13) and 5th in batting (.319). RHP **Dave Miller** was 3rd in the league in ERA (1.37) and completed 7 of his 11 starts while holding opponents to a .166 average (296-49).

Bluefield posted only 24 wins (they were 24-47) in the Appalachian League (Rookie), but one of them, its first of the year, provided national attention. The Bluefield O's won that game, 3-2 over Burlington (Indians) in a game that stretched over 27 innings and consumed some 8 hours and 15 minutes. It began on June 24 at 7:12 p.m. and ended on June 25 at 3:27 a.m. It is believed to be the 2nd longest game in professional history.

ORIOLES' MAJOR LEAGUE (PROFESSIONAL) DRAFT SELECTIONS, 1953 THRU 1988

1954... Chuck Diering, of (\$15,000)	1963... Jim Jankow, p (\$8,000)
Vinicio Garcia, if (\$7,500)	(Cont.) Bill McMahon, p (\$8,000)
1955... Bob Boyd, 1b (\$10,000)	1964... Byron Randolph, p (\$8,000)
1956... Tommy Patton, c (\$10,000)	Ted Miller, p (\$8,000)
1957... Bert Hamric, of (\$15,000)	John Jeter, of (\$8,000)
1960... Hank Foiles, c (\$25,000)	1965... Moe Drabowsky, p (\$25,000)
Dave Massarelli, c (\$12,000)	Gene Brabender, p (\$25,000)
1961... Billy Short, p (\$25,000)	1966... Owen Johnson, c (\$25,000)
Ozzie Virgil, c (\$25,000)	1967... Elrod Hendricks, c (\$25,000)
Steve Cosgrove, p (\$12,000)	1968... Larry Miller, p (\$25,000)
1962... Dave May, of (\$12,000)	1969... Tom Shopay, of (\$25,000)
Paul Blair, of (\$12,000)	1972... Mike Johnson, p (\$25,000)
Roger Sorenson, of (\$8,000)	1976... Mike Dimmel, of (\$25,000)
1963... Lou Jackson, of (\$25,000)	1977... Andy Replogle, p (\$25,000)
Mike Fiore, 1b (\$8,000)	1987... Jose Bautista, p (\$50,000)
	1988... Mike (Texas) Smith, p (\$50,000)

The major league draft is held annually at baseball's winter meetings, and is followed with a separate selection by National Association clubs from class AAA to A levels... Until 1958, major league clubs could draft players within a range between \$15,000 (for AAA players) and \$2,000 (for class D players)... In 1958 the price for big league drafts rose to \$25,000 and in 1985 it became \$50,000.

However, in 1959, a first-year player draft at the big league level was set up to discourage the payment of inordinately large bonus payments to free agents. The new rule provided that first-year players could be selected at the major league level (if not protected on a major league team's 40 man roster) for \$12,000. In 1961, an even lower draft price was set up for more recent first-year players. That figure was \$8,000.

That year, incidentally, the Baltimore organization set a record of sorts by being relieved of 19 eligible first year players (seven during the big league selections and 11 more during the minor league draft). In 1965, the first year player draft began to lose its significance and then disappeared in 1970.

ORIOLES TICKET OUTLETS

HECHTS
Greater Baltimore Area
Baltimore—Howard & Lexington Streets
Bel Air—Harford Mall
Glen Burnie—Marley Station
Owings Mills—Owings Mills Mall
Rosedale—Golden Ring Mall
Towson—Towson Town Centre
Woodlawn—Security Square Mall

Greater Washington Area
Alexandria, VA—Landmark Mall
Arlington, VA—Ballston Mall
Bethesda, MD—Montgomery Mall
Fairfax, VA—Fair Oaks Mall
Gaithersburg, MD—Lakelore Mall
Hyattsville, MD—Prince George's Plaza
Landover, MD—Landover Mall
Manassas, VA—Manassas Mall
McLean, VA—Tyson's Corner Shopping Center
Suitland, MD—Marlow Heights Shopping Center
Wheaton, MD—1116 Viers Mill Road
Washington, DC—1301 G St., NW

Other Locations
Annapolis, MD—Annapolis Mall
Columbia, MD—Columbia Mall
Laurel, MD—Laurel Mall
Salisbury, MD—Salisbury Mall

ADDITIONAL OUTLETS
Greater Baltimore Area
Baltimore
Baltimore Arena
Orioles Fanfare, Harborplace
Lyric Opera House
Catonsville—Univ. Ctr. Univ. of MD Balto. Co. Campus
Cockeysville—Yorkdowne Sports, Yorkdowne Plaza Center
Glen Burnie—Maryland Waterbeds, 26 Crain Highway
Towson—Towson Center, Towson State University

Greater Washington Area
College Park, MD—Student Union at University of Maryland
Fairfax, VA—Patriot Center, George Mason University
Landover, MD—Capital Centre
Leesburg, VA—Ensign Travel, 108 G South St., SE
McLean, VA—The Alden Theatre, 1234 Ingleside Ave.
Potomac, MD—Earthquake Music, 11325 Seven Locks Rd.
Rockville, MD—W. Bell & Co., 12401 Twinbrook Parkway
Vienna, VA—The Barns of Wolf Trap
Waldorf, MD—Video Plus, Rt. 301, Charles County Plaza
Washington, DC
TICKETplace, 12th & F, NW
W. Bell & Co., 19th & L, NW
Commander Salamander, 1420 Wisconsin Ave., NW
RFK Stadium, Main Gate
Metro Video, 5017 Connecticut Ave., NW
Bender Arena, American University

Other Locations
Frederick, MD—Mother's Records, Francis Scott Key Mall
York, PA—The Bon Ton, 2801 E. Market Street

STANDARD DRUG/STANDARD DISCOUNT STORES
Greater Richmond/Tidewater Area

Charlottesville—208 Main St.
Fredericksburg—Village Square Shopping Center
Mechanicsville—6593 Mechanics Turnpike
Midlothian—11114 Hull St. Road
Newport News—3501 Washington Ave.
Petersburg—South Crater Square
Richmond
Arch Village Shopping Center
1st & Broad Streets
1830 Creighton Road
3514 W. Cary St. (Carytown)
Laburnum Square
6100 Lakeside Avenue
Village Shopping Center
Tuckermuck Shopping Ctr.
4910 Forest Hill Avenue
Virginia Beach
1005 Lynnhaven Mall
6520 Indian River Road

Other Locations
Dorwell—King's Dominion
Richmond
Carpenter Center
The Mosque, 6 N. Laurel St.
Richmond Coliseum
University of Richmond

*—A convenience charge is assessed at all TicketCenter outlets.



LARGEST WALKUP

The largest "walk-up" sale in Memorial Stadium was 31,626 for a May 9, 1971 weeknight game featuring the Oakland A's sensational rookie Vida Blue against the Orioles' Ace Jim Palmer. Something under 12,000 tickets had been sold in advance of game day... The total paid attendance that night was 43,307.

BABE RUTH BIRTHPLACE/ORIOLES MUSEUM

Located at 216 Emory Street, the Babe Ruth Birthplace/Orioles Museum is just 6 blocks west of Baltimore's inner harbor, and only 2 blocks from the future Camden Yards ballpark.

The museum was officially established in '74 as an historic landmark and shrine to commemorate the birthplace of George Herman "Babe" Ruth. It was expanded in '83 to become the official Baltimore Orioles Museum.

The Babe Ruth Birthplace/Orioles Museum is open daily to the public from 10 am to 5 pm, and is the country's 2nd largest baseball museum, with 26 exhibits on the Orioles, Babe Ruth, and the history of baseball in Maryland.

And, it will soon be getting bigger. If all goes according to plan, a 2nd museum building, at Emory & Portland Streets, cater-corner to the birthplace, will open in the spring of '91. . . . The new facility which will quadruple the current exhibit space will feature an expanded Orioles museum, and a large photo replica of the inside of Memorial Stadium in the grand reception area.

To inquire about birthday parties, private receptions, memberships or group tours at the present facility, please call 301-727-1539.

Orioles Game and Ticket Information

STARTING TIMES

Day Games & Afternoon Doubleheaders 1:35

*Exceptions:

Mon., Apr. 3 vs. Boston—2:05
Sun., May 7 vs. Seattle—2:35
NOTE: Wed. July 19 vs. Seattle is a day game (1:35)

Night Games (except Fridays) 7:35

Fridays* 8:05

*Exception: Sep. 22 vs. N.Y. 7:35

*Other game times are subject to change due to network television scheduling.
(Eastern Daylight Time Starts Apr. 2)

TICKET PRICES

Lower Box \$9.50
Mezzanine Box 8.50
Terrace Box 8.50
(Lower Deck)
Upper Box 7.00
Lower & Upper Reserved 6.50
Lower Res. Grandstand 5.50
General Admission
Adult 4.75
*Child/Senior Citizens 2.50

Group Sales Information

1-800-BASEBALL

*Child's prices will NOT be effective on children's souvenir giveaway dates, or on dates when everyone receives souvenir items, regardless of age . . . There will be no discounts on dates that general admission tickets are sold in advance on a reserved basis.

**Orioles Baseball Store in Washington, D.C.

MEMORIAL STADIUM TICKET OFFICE

1000 block East 33rd Street
Baltimore, MD 21218

Mon. thru Sat., 9 a.m. to 6 p.m.
During Night Games until 8:30 p.m.
Sundays when Club is at home,
12 noon until 6 p.m.

TICKET INFORMATION

Call (301) 243-9800
(202) 296-BIRD**
(301) 577-0000

TICKETCENTER PHONECHARGE*

Box and reserved seat tickets to all Orioles home games can be ordered by phone and charged to your major credit card. PhoneCharge hours: 10 a.m. to 10 p.m., 7 days a week.

Baltimore Metro Area (301) 481-6000
Washington Metro Area (202) 432-0200
Richmond (Va.) Area (804) 780-3777
From all other Areas (Toll free) 1-800-448-9009

*A convenience charge is assessed on all TicketCenter phone charges.

SPECIAL TICKET PROGRAMS

Baltimore Sun Fantastic Fans Club, presented by the Baltimore Sun in cooperation with the Orioles and the Oriole Advocates, Inc., allows families and friends to attend 8 pre-selected Orioles game together at vastly reduced prices. The membership package costs \$10.00 and provides an opportunity to purchase reserved seat tickets to any or all of the 8 games for up to 8 people at a 50% discount. To order the membership kit, enclose a check or money order in the amount of \$10.00 (payable to the Orioles) to; Baltimore Sun Fantastic Fans Club, Baltimore Orioles, Memorial Stadium, Baltimore, MD 21218.

Student Discount Program: Senior High school and college students may purchase upper reserved seats for just \$3.50 at any of 43 selected Orioles home games (denoted by an "S" on the schedule list on the back cover). Tickets go on sale 1½ hours prior to game time at gate E-6. Groups of 40 or more may purchase in advance thru the Orioles group sales office.

Washington Store and Ticket Office

914 17th Street, N.W. (Near Farragut Square Metro Stop); Washington, D.C. 20006; 202-296-BIRD; Hours Mon. thru Fri. 9 a.m.-6 p.m.; Sat. 10 a.m.-2 p.m.

Orioles Baseball Store/Seabrook Station

9452 Lanham Severn Road, Lanham, MD, 20706; Hours—Mon. thru Fri. 10 a.m.-7 p.m.; Thurs. until 9 p.m.; Sat. 10 a.m.-5 p.m.

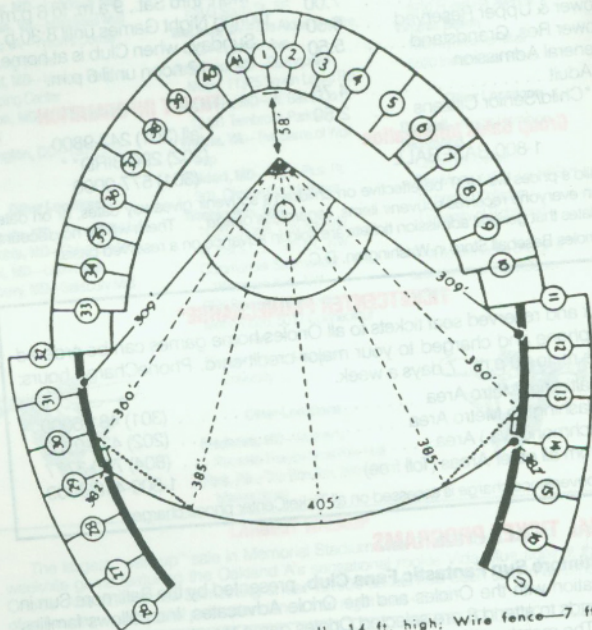
MEMORIAL STADIUM DATA

Lower Boxes 7,474 ¹	Lower Reserved 8,533 ³
Terrace Boxes 3,519	Upper Reserved 12,298 (20,831)
(Rows 16-24) 1,978 ²	Lower Reserved
Mezzanine Boxes 3,610	Grandstand 3,273
Upper Boxes 28 (16,609)	Gen. Adm. Lower 8,135 ⁴
"Sky" Boxes 28	Gen. Adm. Upper 5,169 (13,304)
	CAPACITY 54,017

(1) Includes 2,568 "Field Boxes" installed in '61 . . . (2) Includes 90 seats in "Bird Feed" Area . . . (3) Includes 3,484 "partially obstructed" seats . . . (4) Includes 553 "partially obstructed" seats . . . there are a total of 4,337 partially obstructed seats in lower deck.

Additional Totals: Lower Stand Boxes (10,993) . . . Lower Stand Box & Reserved (22,799) . . . Total Lower Stand Capacity, including General Admission (30,934) . . . Upper Stand Boxes & Reserved, excluding Mezzanine (15,908) . . . Total Upper Stand Capacity (23,083) . . . A total of 723 seats were added to the upper deck in 1977 (35th row).

See page 89 for Memorial Stadium history.



Additional measurements: Concrete wall—14 ft. high; Wire fence—7 ft. high.

O'S HAVE USED 35 THIRD BASEMEN SINCE BROOKS

Since **Brooks Robinson** retired in '77, the Orioles have used 35 different players at 3rd base. Alphabetically, they are: Juan Beniquez, Juan Bonilla, Fritz Connally, Todd Cruz, Rich Dauer, Doug DeCinces, Tom Dodd, Kiko Garcia, Rene Gonzales, Dan Graham, Wayne Gross, Glenn Gulliver, Jackie Gutierrez, Leo Hernandez, Red Hudler, Ron Jackson, Ricky Jones, Ray Knight, Wayne Krenchicki, John Lowenstein, Eddie Murray, Tom O'Malley, Kelly Paris, Floyd Rayford, Bill Ripken, Cal Ripken Jr., Aurelio Rodriguez, Gary Roenicke, Wade Rowdon, Rick Schu, Larry Sheets, Pete Stanicek and Ron Washington; and Craig Worthington.

A total of 79 have played the "hot corner" for the O's during their 35 Baltimore seasons. Brooks appeared in a major league record 2,871 games there, but only 3 other Orioles have played 200 games at 3rd base for the Orioles: **Doug DeCinces** (792), **Rich Dauer** (242), and **Floyd Rayford** (204) . . . Since **DeCinces** was traded to California prior to the '82 season, 28 Orioles have seen duty at that position.

ORIOLES ATTENDANCE INFORMATION ANNUAL ATTENDANCE FIGURES, 1954-1988

AT MEMORIAL STADIUM				ON THE ROAD			
SEASON	ATTENDANCE	DATES	AVG. DATE	ATTENDANCE	DATES	AVG. DATE	SEASON
1988	1,660,738	74	22,442	1,879,950	81	23,209	1988
1987	1,835,692	78	23,535	1,880,678	80	23,508	1987
1986	1,973,178	79	24,977	1,737,893	80	21,724	1986
1985	2,132,387	80	26,655	1,657,460	76	21,809	1985
1984	2,045,784	76	26,918	1,759,964	81	21,728	1984
1983	2,042,071	77	26,520	1,854,401	77	24,083	1983
1982	1,613,031	74	21,798	1,622,109	80	20,276	1982
1981	1,024,247	53	19,325	954,002	46	20,739	1981
1980	1,797,438	80	22,468	1,608,616	77	20,891	1980
1979	1,681,009	72	23,347	1,596,922	76	21,012	1979
1978	1,051,724	73	14,407	1,495,193	78	19,169	1978
1977	1,195,769	77	15,529	1,412,675	72	19,620	1977
1976	1,058,609	74	14,306	1,307,920	74	17,675	1976
1975	1,002,157	68	14,738	1,163,631	74	15,725	1975
1974	962,572	72	13,008	1,289,741	75	17,197	1974
1973	960,303	69	13,338	1,184,679	75	15,796	1973
1972	899,950	69	13,042	1,265,353	74	17,099	1972
1971	1,023,037	64	15,985	1,165,879	76	15,341	1971
1970	1,057,069	73	14,094	1,311,394	78	16,813	1970
1969	1,062,094	75	14,549	1,244,770	74	16,821	1969
1968	868,709	71	12,235	1,256,724	76	16,536	1968
1967	860,390	64	13,444	1,122,760	74	15,172	1967
1966	1,203,366	67	17,961	1,309,159	76	17,225	1966
1965	781,649	68	11,495	930,538	73	12,747	1965
1964	1,116,215	69	16,177	1,057,173	72	14,683	1964
1963	774,343	72	10,755	829,732	71	13,081	1963
1962	790,254	72	10,976	886,543	70	12,665	1962
1961	951,089	70	13,587	1,001,302	71	14,103	1961
1960	1,187,849	71	16,730	1,151,055	69	16,682	1960
1959	891,926	64	13,936	990,449	71	14,317	1959
1958	829,991	67	12,388	660,352	69	9,570	1958
1957	1,029,581	67	15,367	739,289	66	11,201	1957
1956	901,201	67	13,539	678,173	64	10,595	1956
1955	852,039	62	13,743	648,412	56	11,579	1955
1954	1,060,910	67	15,834	614,833	64	9,607	1954
Totals	42,358,371	2480	17,080	43,269,724	2546	16,995	

*Average annual attendance home—1,210,239 away—1,236,272

ORIOLES RECORD CROWDS

MEMORIAL STADIUM	ATTENDANCE	DATE	OPPONENT
Largest Crowd	54,458	Oct. 9, '66	Dodgers (World Series)
Largest Crowd, Reg. Sea.	52,395	Apr. 4, '88	Brewers (Opening Day)
Single Night Game	51,883	Oct. 1, '82	Brewers
Day Doubleheader	51,764	June 10, '84	Tigers
Night Doubleheader	51,883	Oct. 1, '82	Brewers
Opening Day	52,395	Apr. 4, '88	Brewers
Memorial Day	42,949	May 25, '81	Yankees
Independence Day	45,339	July 4, '77	Tigers
Labor Day	41,202	Sep. 5, '83	Red Sox
Five Date Series	249,605*	Aug. 14-18, '80	Yankees
Four Date Series	166,752	June 12-15, '86	Yankees
Three Date Series	150,757	Oct. 1-3, '82	Brewers
Two Date Series	69,569	July 1-2, '57	Yankees
Smallest Crowd	655	Aug. 17, '72	White Sox
All Star Game	48,829	July 8, '58	—
Most 100,000—Series	9	1985	—
ON THE ROAD			
Largest Crowd	67,064	Oct. 16, '83	Phillies (World Series)
Largest Crowd, Reg. Sea.	64,540	Apr. 10, '87	Indians
Smallest Crowd	476	Sep. 19, '63	Angels (L.A.)
Single Series (3 dates)	156,458	Aug. 8-10, '80	Yankees (3 games)
Single Series (4 dates)	188,350	Aug. 3-6, '79	Yankees (4 games)

*Major League Record

FANTASTIC FANS: Despite losing 7 home dates due to rain, most in the major leagues, the Orioles final home attendance mark of 1,660,738 ranks as the 4th highest in baseball history for a team with 100 losses, trailing the '65 Mets (1,768,389), the '64 Mets (1,732,597) and the '77 Blue Jays (1,701,052).

The O's outdrew 7 major league clubs at home last year: Chicago, Cleveland, Seattle and Texas in the American League; and Atlanta, Montreal & San Diego in the National League. . . . Over the last 3 seasons combined ('86-'88), the Orioles' 194-291 record is the A.L.'s worst, but their 5,469,608 home attendance mark is the league's 8th best.

BIGGEST REGULAR SEASON CROWDS: The Orioles Opening Day crowd of 52,395 vs. the Brewers was the largest regular season crowd at Memorial Stadium in the club's 35-year history. The old mark was 52,292 on Apr. 7, '86 vs. the Indians. . . . O's two other top home attendance figures of '88 were 50,402 on "Fantastic Fans Night," May 2, and 38,958 on "Shirts off our Back Night," Sep. 29, the final home game of the season. . . . O's have now drawn 50,000 or more 23 times in club history, 20 of which have come in the 80's. The Orioles had two 100,000+ series at home, the largest coming June 16-19 when 122,060 attended a 4-game series vs. the Red Sox. In 34 years, the club has hosted 56 series of 100,000+ fans, 45 of them coming in the last 10 years, starting in '79.

ORIOLES YEAR-BY-YEAR LEADERS—BATTING

YR.	AVERAGE	HOME RUNS	RUNS BATTED IN	STOLEN BASES
54	Abrams	293	Stephens	8
55	Triandos	277	Triandos	12
56	Nieman	322	Triandos	21
57	Boyd	318	Triandos	19
58	Woodling	276	Triandos	30
59	Woodling	300	Triandos	25
60	B. Robinson	294	Hansen	22
61	Gentile	302	Gentile	46
62	B. Robinson	303	Gentile	33
63	A. Smith	272	Powell	25
64	B. Robinson	317	Powell	39
65	B. Robinson	297	Biefary	22
66	F. Robinson	316	F. Robinson	49
67	F. Robinson	311	F. Robinson	30
68	B. Robinson	253	B. Robinson	17
69	F. Robinson	308	Powell	37
70	F. Robinson	306	Powell	35
71	Rettenmund	318	F. Robinson	26
72	Grich	278	Powell	21
73	Davis	306	Williams	22
74	Davis	289	Grich	19
75	Singleton	300	Baylor	25
76	Singleton	278	R. Jackson	27
77	Singleton	328	L. May/Murray	28
78	Singleton	293	DeCinces	35
79	Murray	295.4	Singleton	35
80	Bumbry	318	Murray	32
81	Murray	294	Murray	32
82	Murray	316	Murray	33
83	Ripken	318	Murray	29
84	Murray	306	Murray	31
85	Murray	297	Murray	25
86	Murray	305	Ripken	31
87	Sheets	316	Sheets	31
88	Murray	284	Murray	28

To be listed as average leader, player must have qualifying plate appearances (502 minimum)

.300 HITTERS

In 35 seasons the Orioles have had 26 qualifying .300 hitters (477 plate appearances from '54 through '60 and 502 plate appearances since '61) and only five times (three in '80 and two in '69, '77, '83 & '84) have they had more than one in the same season. The complete list: 1961—Boog Powell, 302. 1957—Bob Boyd, 318. 1959—Gene Woodling, 300. 1966—1956—Bob Nieman, 322. 1967—Frank Robinson, 311. 1969—Frank Robinson, 308 and Jim Gentile, 302. 1970—Frank Robinson, 306. 1971—Merv Rettenmund, 318. 1973—Boog Powell, 304. 1975—Ken Singleton, 300. 1977—Ken Singleton, 328 (club record) Tommy Davis, 306. 1978—Eddie Murray, 318, Ken Singleton, 304, and Eddie Murray, 306. 1984—Eddie Murray, 316. 1983—Cal Ripken, 318 and Eddie Murray, 306. 1987—Larry Sheets, 316, Murray, 306 and Cal Ripken, 304. 1986—Eddie Murray, 305. 1987—Larry Sheets, 316.

*Led League

30 HOME RUN CLUB

Seven different Orioles have hit 30 or more home runs in a season 17 different times. Eddie Murray has done it 5 times, followed by Boog Powell with 4. Frank Robinson accomplished the feat three times. Jim Gentile twice and Gus Triandos, Ken Singleton and Larry Sheets once each. Triandos was the first Oriole to achieve that mark when the hit 30 homers in '58, earning him a share of the A.L. record for a catcher that stood for 24 years until Detroit's Lance Parrish broke it in '82.

By Year: 1958—Triandos (30) ... 1961—Gentile (46) ... 1962—Gentile (33) ... 1964—Powell (39) ... 1966—F. Robinson (49, Club Record) and Powell (34) ... 1967—F. Robinson (30) ... 1969—Powell (32) and F. Robinson (32) ... 1970—Powell (35) ... 1979—Singleton (35) ... 1980—Murray (32) ... 1982—Murray (32) ... 1983—Murray (33) ... 1985—Murray (31) ... 1987—Sheets (31) and Murray (30).

Frank Robinson is the only Oriole to have led the league outright in homers (49 in '66). Murray tied three others for A.L. top honors with 22 during the abbreviated '81 season.

ORIOLES TOP PERFORMANCES BY MONTH

HOME RUNS	Aug. '61	Runs Batted In	Aug. '85
15 Jim Gentile	Jul. '66	32 Mike Young	Jul. '78
13 Frank Robinson	Aug. '66	Doug DeCinces	Jul. '69
12 Frank Robinson	Jun. '78	Boog Powell	Aug. '61
11 Eddie Murray	Aug. '66	30 Jim Gentile	Sep. '80
Boog Powell	Jul. '69	Eddie Murray	Jul. '66
Boog Powell	Aug. '85	Frank Robinson	Jul. '70
Mike Young	Jul. '87	Boog Powell	Jul. '85
Eddie Murray		Eddie Murray	

ORIOLES YEAR-BY-YEAR LEADERS—PITCHING

YR.	WON	LOST	INNINGS PITCHED	ERA
54	Coleman	13	Larsen*	21
55	Wilson	12	Wilson*	18
56	Moore	12	Wight	12
57	Johnson	14	Moore	13
58	Portocarrero	15	Harshman	15
59	Pappas	15	O'Dell	12
60	Estrada*	18	Estrada/Fisher	11
61	Barber	18	Fisher	13
62	Pappas	12	Estrada*	17
63	Barber	20	Barber	13
64	Bunker	19	Barber	13
65	Barber	15	Barber	10
66	Palmer	15	Palmer	10
67	Phoebeus	14	S. Miller	10
68	McNally	22	Phoebeus	15
69	Cuellar	23	Cuellar	11
70	Cuellar/McNally*	24	Palmer	10
71	McNally	21	Cuellar	9
72	Palmer	21	Dobson*	18
73	Palmer	22	McNally	17
74	Cuellar	22	Grimsley	13
75	Palmer*	23	Grimsley	13
76	Palmer*	22	Cuellar	13
77	Palmer*	20	R. May	14
78	Palmer	21	Flanagan	15
79	Flanagan*	23	D. Martinez	16
80	Stone*	25	Flanagan	13
81	D. Martinez*	14	Palmer/Stewart	8
82	D. Martinez	16	D. Martinez	12
83	McGregor	18	D. Martinez	16
84	Boddicker	20	Flanagan	13
85	McGregor	14	Boddicker	17
86	Boddicker	14	McGregor	15
87	Bell/Boddicker	10	Bell	13
88	Ballard	8	Bautista	15

* Led league

To qualify as era leader must have 154 innings ('54-'60) and 162 or more innings (starting '61).

★★★

100 RBI MEN

During the O's first seven years ('54 thru '60), nobody drove in 100 runs. Then, in '61, Jim Gentile broke the barrier with gusto while accumulating 141 rbi, still a club record.

Since then, seven different players have driven in 100 runs 17 times; Eddie Murray (5 times); Boog Powell (3 times); Brooks and Frank Robinson, Ken Singleton and Cal Ripken (twice); Lee May (once).

By Year: 1961—Gentile (141) ... 1964—Brooks (118) ... 1966—Frank (122)*, Powell (109) and Brooks (100) ... 1969—Powell (121) and Frank (100) ... 1970—Powell, (114) ... 1976—May (109)* ... 1979—Singleton (111) ... 1980—Murray (116) and Singleton (104) ... 1982—Murray (110) ... 1983—Murray (111) and Ripken (102) ... 1984—Murray (110) ... 1985—Murray (124) and Ripken (110).

NOTE: Murray became the fourth Oriole to lead the American League in runs batted in with 78 in '81, which was abbreviated by the players' strike.

* Led league

★★★

ORIOLE HOME RUN AND RBI RECORDS BY POSITION

POS.	PLAYER	HR	YR.	POS.	PLAYER	RBI	YR.
1B	Jim Gentile	45*(46)	1961	1B	Jim Gentile	139*(144)	1961
2B	Bobby Grich	19	1974	2B	Bobby Grich	82	1974
3B	Brooks Robinson	28	1963	3B	Brooks Robinson	118	1964
SS	Cal Ripken	27	1983	SS	Cal Ripken	110	1985
LF	Boog Powell	39	1964	LF	Boog Powell	94*(99)	1964
CF	Paul Blair	26	1969	CF	Paul Blair	76	1969
RF	Frank Robinson	47*(49)	1966	RF	Frank Robinson	117*(122)	1966
C	Gus Triandos	30	1958	C	Gus Triandos	78*(79)	1958
DH	Lee May	25	1978	DH	Tommy Davis	83*(84)	1974
						83*(84)	1983
					DH Ken Singleton		

* HR & RBI all that position only. Total HR and RBI for season are in parentheses.

ORIOLES CAREER PITCHING LEADERS

ERA (500 or more innings)	STRIKEOUTS	GAMES
S. Miller 2.37	Palmer 2,212	Palmer 558
Wilhelm 2.42	McNally 1,476	T. Martinez 499
Watt 2.73	Flanagan 1,225	McNally 412
Dobson 2.78	Cuellar 1,011	Watt 363
Palmer 2.86	Pappas 944	McGregor 356
O'Dell 2.87	Barber 918	Flanagan 344
Hall 2.89	McGregor 904	Flanagan 342
Hardin 2.95	D. Martinez 858	Hall 319
Phoebeus 3.06	Boddicker 836	D. Martinez 307
Roberts 3.09	T. Martinez 584	Stewart 297
		S. Miller 297
WINS	INNINGS	SHUTOUTS
Palmer 268	Palmer 3,947.2	Palmer 53
McNally 181	McNally 2,653	McNally 33
Cuellar 143	Flanagan 2,184.2	Cuellar 30
Flanagan 139	McGregor 2,141.1	Pappas 26
McGregor 138	Cuellar 2,028	McGregor 23
Pappas 110	D. Martinez 1,775.1	Barber 19
D. Martinez 108	Pappas 1,632	Flanagan 17
Barber 95	Barber 1,415	Boddicker 13
Boddicker 79	Boddicker 1,273.2	Phoebeus 11
Hall 65	H. Brown 1,032	D. Martinez 10
LOSSES	SAVES	WON-LOST PCT. (Minimum 50 dec.)
Palmer 152	T. Martinez 105	Stone .656 (40-21)
McNally 113	S. Miller 92	Palmer .638 (268-152)
Flanagan 109	Watt 72	Bunker .620 (44-27)
McGregor 108	Stoddard 57	Cuellar .619 (143-88)
D. Martinez 93	Hall 51	Hall .616 (181-113)
Cuellar 88	Aase 50	McNally .598 (110-74)
Barber 75	Stanhouse 45	Pappas .581 (36-26)
Pappas 74	Stewart 42	Dobson .5747 (50-37)
Boddicker 73	Wilhelm 39	Phoebeus .5744 (54-40)
H. Brown 48	G. Jackson 39	Davis .5744 (54-40)

COMPLETE GAMES: Palmer 211; Cuellar 133; McNally 120; Flanagan 98; McGregor 83; Pappas 81; D. Martinez 69; Barber and Boddicker 53; Grimsley 38.

ORIOLES CAREER BATTING LEADERS

GAMES	AT BATS	RUNS
B. Robinson 2,986	B. Robinson 10,654	B. Robinson 1,232
Belanger 1,962	Murray 6,845	Murray 1,048
Murray 1,820	Powell 5,912	Powell 796
Powell 1,763	Belanger 5,734	Bumby 772
Blair 1,700	Blair 5,605	Blair 737
Singleton 1,446	Singleton 5,115	C. Ripken 713
Bumby 1,428	Bumby 4,958	Singleton 684
Dempsey 1,237	C. Ripken 4,409	Belanger 670
C. Ripken 1,153	Dauer 3,829	F. Robinson 555
Dauer 1,140	Dempsey 3,576	Dauer 448
D. Johnson 995		
HITS	DOUBLES	TRIPLES
B. Robinson 2,848	B. Robinson 482	B. Robinson 68
Murray 2,021	Murray 351	Bumby 52
Powell 1,574	Blair 269	Blair 51
Singleton 1,455	Powell 243	Aparicio 34
Blair 1,426	C. Ripken 236	Belanger 33
Bumby 1,403	Singleton 235	Grich 27
Belanger 1,304	Bumby 217	Murray 25
C. Ripken 1,236	Dauer 193	C. Ripken 24
Dauer 984	D. Johnson 186	Brandt 22
D. Johnson 904	Belanger 174	Boyd 20
HOME RUNS	TOTAL BASES	TRIPLES
Murray 333	B. Robinson 4,270	B. Robinson 68
Powell 303	Murray 3,431	Bumby 52
B. Robinson 268	Powell 2,748	Blair 51
C. Ripken 183	Singleton 2,274	Aparicio 34
Singleton 182	Blair 2,175	Belanger 33
F. Robinson 179	C. Ripken 2,069	Grich 27
Triandos 142	Bumby 1,883	Murray 25
Blair 126	Belanger 1,604	C. Ripken 24
Gentile 124	F. Robinson 1,598	Brandt 22
L. May 123	Triandos 1,351	Boyd 20
EXTRA BASE HITS	BATTING AVERAGE (minimum 1,200 ab's)	TRIPLES
B. Robinson 818	Nieman 303	B. Robinson 68
Murray 709	Boyd 301	Bumby 52
Powell 557	F. Robinson 295	Blair 51
Blair 446	Murray 291	Aparicio 34
C. Ripken 443	T. Davis 284	Belanger 33
Singleton 436	Rettenmund 284	Grich 27
F. Robinson 340	Singleton 283	Murray 25
Bumby 322	Bumby 280	C. Ripken 24
DeCinces 282	C. Ripken 280	Brandt 22
D. Johnson 268	Lacy 280	Boyd 20
WALKS	GWRBI	TRIPLES
Powell 889; Singleton 885; B. Robinson 860; Murray 856; Belanger 571; C. Ripken 497; Bumby 464; F. Robinson 460; Grich 457; Blair 420.	B. Robinson 184; Murray 166; Powell 140; Singleton 95; C. Ripken 84; F. Robinson 83; L. May 77; Blair 67; Gentile 58; D. Johnson 57.	B. Robinson 68

BALTIMORE ORIOLES RECORDS

1954 thru 1988

BATTING

Individual - By Game

Most Hits 5	Accomplished 26 times: 3 times—Luis Aparicio (all in '66); Cal Ripken [8/22/82 vs. Tex (A), 9/3/83 vs. Min. (A), 5/5/85 vs. Min. (A)] Twice—Don Baylor, Bob Boyd, Al Bumbry, Tommy Davis, Brooks Robinson Once—Jerry Adair, Mark Belanger, Paul Blair ('69 ALCS), Ritchie Coggins, Clint Courtney, Rich Dauer, Billy Goodman, Eddie Murray [4/17/82 vs. Chi. (A)], Russ Snyder, Gene Woodling.
Most Hits, M.S. 5	Accomplished 4 times: Jerry Adair [8/24/62—vs. N.Y.] Bob Boyd† [9/15/57 vs. Cle.] Rich Dauer [6/2/80—vs. Mil.], Billy Goodman† [9/15/57—vs. Cle.]
Most Runs 4	Accomplished 23 times: 3 times—Merv Rettenmund Twice—Bob Boyd, Don Buford, Al Bumbry, Eddie Murray [9/18/78 vs. Cle. (A), 4/10/83 vs. Cle. (A)] Once—Luis Aparicio, Don Baylor, Mark Belanger, Bob Johnson, John Lowenstein, Brooks Robinson, Frank Robinson, John Shelby, Lee Lacy [6/8/86 vs. N.Y. (A)].
Most RBI 9	Jim Gentile—May 9, '61 vs. Minnesota (A) Eddie Murray—Aug. 26, '85 vs. California (A)
Most RBI M.S. 7	Boog Powell—Jul. 6, '66 vs. K.C. A's Eddie Murray—May 18, '86 vs. Oakland
Most RBI, Opp. 8	Mike Epstein—Jun. 19, '70, Washington (H)
Most RBI, D-header 11	Boog Powell—Jul. 6, '66 vs. K.C. A's (H)
Most Doubles 4	Charlie Lau—Jul. 13, '62 vs. Cleveland (H) Dave Duncan—Jun. 30, '75 vs. Boston (A)
Most Triples 3	Al Bumbry—Sep. 22, '73 vs. Milwaukee (A)
Most Home Runs 3	See Home Run Section on page xx.
Most Total Bases 13	Eddie Murray (twice)—Sep. 14, '80 vs. Toronto (A) & Aug. 26, '85 vs. California (A). Boog Powell—Aug. 15, '66 vs. Boston (A) Cal Ripken—Sep. 3, '83 vs. Minnesota (A) Dan Ford—July 20, '83 vs. Seattle (A) Lee Lacy—June 8, '86 vs. New York (A)
Most Total Bases, M.S. 12	Bobby Grich—Jun. 18, '74 vs. Min. (H) Juan Beniquez—Jun. 12, '86 vs. New York
Most Total Bases, Opp. 16	Rocky Colavito—Jun. 10, '59, Cleveland (H)
Most Stolen Bases 3	Accomplished 12 times: 5 times—Luis Aparicio; 3 times—Don Baylor; Once—Paul Blair, Don Buford, Al Bumbry, Larry Harlow.
Most Stolen Bases, Opp. 4	Rickey Henderson—Jun. 26, '85, New York (A) Dave Collins—Aug. 5, '84, Toronto (H)
Most Base on Balls 5	Bobby Grich—Aug. 9, '75 vs. Chicago (A)
Most Strikeouts 5*	Don Buford—Aug. 26, '71 vs. Chicago (A), [9 inn., consecutive]
Most Consecutive Hits, 2 or More Games . . . 10 . . .	Ken Singleton—Aug. 26–28, '81
Most Consecutive Times, Reached Safely 13	Jim Dwyer—Sep. 29 thru Oct. 2, '82 [5 walks/8 hits]

HITTING FOR CYCLE

Brooks Robinson	Jul. 15, '60—vs. Chicago (A) [5 hits . . . 2 singles]
Cal Ripken	May 6, '84—vs. Texas (A) [4 hits]
VS. O'S: Tony Horton, Cle., Jul. 2, '70 (at Bal.); Larry Hise, Min., Jun. 4, '76 (at Bal.); George Brett, K.C., May 28, '79 (at K.C.); Bob Watson, Bos., Sep. 15, '79 (at Bal.); Tony Phillips, Oak., May 16, '86 (at Bal.).	

†—Boyd & Goodman were the first two of only 4 O's to get 5 hits in one game in 32 seasons at Memorial Stadium, and they did it in the same game, Sep. 15, '57.

**—Ties American League Record

Individual - By Season(s)	
Most Games.....163...	Brooks Robinson '61, '64
Most Consec. Games, One or More Seasons.....1,088...	Cal Ripken Current thru '88
Most Consec. Innings, One or More Seasons.....8,243...	Cal Ripken June 5, '82 thru Sep. 14, '87
Most At Bats.....668...	Brooks Robinson '61
Most Plate Appnces.....736...	Brooks Robinson '66
Most Runs.....122...	Frank Robinson '83
Most Hits.....211...	Cal Ripken '80
Most Total Bases.....367...	Frank Robinson '66
Most Singles.....158...	Al Bumbry '80
Most Doubles.....47...	Cal Ripken '83
Most Triples.....12...	Paul Blair '67
Most HR, RHB.....49...	Frank Robinson '66
Most HR, LHB.....46...	Jim Gentile '61
Most Extra Base Hits.....85...	Frank Robinson '66
Most RBI, LHB.....141...	Jim Gentile '85
Most RBI, RHB.....122...	Frank Robinson '85
Most RBI, SWB.....124...	Eddie Murray Aug. '85
Most RBI, Month.....32...	Mike Young '61
Most GWRBI.....21...	Jim Gentile (un-official) '82
Most GWRBI.....20...	Eddie Murray '82
Most Consec. Games Hit Safely.....22...	Eddie Murray '78-'79
Most Sac. Hits.....23...	Mark Belanger '75
Most Sac. Files.....11...	Cal Ripken '87
Most Stolen Bases.....57...	Luis Aparicio '75
Most Walks.....118...	Ken Singleton '84
Most Int. Walks.....25...	Eddie Murray '66
Most Strikeouts.....125...	Boog Powell '80
Fewest Strikeouts.....19...	Rich Dauer (618 app.) '54
Most Hit by Pitch.....32...	Cal Ripken '74
Most GIDP.....29...	Brooks Robinson '85
Most Pinch Hits.....24...	Dave Philley '61
Most Consec. Pinch Hits.....6...	Bob Johnson '61
Most Pinch-Hit RBI.....18...	Dave Philley '77
Highest Batting Avg.....328...	Ken Singleton (536-176) '61
Highest Slugging Avg.....646...	Jim Gentile (486-314) '77
Highest On-Base Pct.....438...	Ken Singleton (651-285) '77

Club Batting (Game, Inning)

Most Runs, Inning.....10...	Jul. 8, '69—vs. New York (H)
	Apr. 29, '79—vs. Oakland (A)
	Aug. 21, '85—vs. Seattle (A)
Most Runs, Game.....19...	Aug. 28, '67—vs. Cleveland (A)
Most Runs, Game, M.S.....18...	Sep. 28, '73—vs. Cleveland (H)
Most Runs, Game, Both Clubs.....34...	Jun. 26, '78—Tor.-24, Bal.-10 (A)
	27... Jun. 8, '86—Bal.-18, N.Y.-9 (A)
Most Runs, Game, Both Clubs, M.S.....26...	Aug. 14, '55—N.Y. 20, Bal. 6
Most Runs Yielded, Inning.....12...	Aug. 10, '65—to Boston (A)
Most Runs Yielded, Inning, M.S.....11...	May 11, '62—to Washington
Most Runs Yielded, Game.....24...	Jun. 26, '78—to Toronto (A)
	20... Aug. 14, '55—to New York (H)
Larg. Win Margin.....17...	Jul. 27, '69—vs. Chicago (H), [17-0]
Larg. Loss Margin.....16...	Apr. 30, '60—to New York (H), [0-16]
Most Hits, Inning.....9...	Jul. 8, '69—vs. New York (H)
	Aug. 28, '80—vs. California (H)
Most Hits Yielded, Inning.....11...	Sep. 20, '83—to Detroit (A)

* American League record

† DeCinces' 22-game streak: 9/8/78 thru 4/6/79.
‡ Only 2 O's to get 200 hits in one season.

CLUB BATTING, GAME (Cont.)

Most Hits, Game.....26...	Aug. 28, '80—vs. California (H), [9 innings]
Most Hits, Game Both Clubs.....41...	May 14, '83—Tex.-22, Bal.-19 (A), [11 innings]
	40... Aug. 28, '80—Cal.-14, Bal.-26 (H), [9 innings]
Most Hits Yielded, Game.....26...	Apr. 23, '81—to Chicago (A) [9 innings]
	24... Jun. 26, '78—to Toronto (A) [9 innings]
Most Hits Yielded, Game, M.S.....23...	June 19, '88—to Boston [9 innings]
Most Doubles, Game.....8...	Aug. 26, '54—vs. Boston (H), Sep. 7, '65—vs. New York (A), Jun. 30, '66—vs. Kansas City (A), Aug. 28, '80—vs. California (H)
Most Triples, Game.....3...	4 Times—Most recently: Sep. 22, '73—vs. Milwaukee (A), all by Al Bumbry.
Most Home Runs, Game.....7...	See "Home Run" section below
Most Total Bases, Game.....41...	Sep. 16, '85—vs. Detroit (A)
	40... May 9, '87—vs. Chicago (A)
Most Total Bases, Game, Opp.....53...	Sep. 14, '87—by Toronto (A)
Most Extra Base Hits, Game.....10...	May 9, '87—vs. Chicago (A)
	Sep. 16, '85—vs. Detroit (A)
	Sep. 20, '84—vs. Boston (H)
Most Extra Base Hits, Game, Opp.....12...	June 21, '87—by Detroit (H)
	Sep. 14, '87—by Toronto (A)
Most Stolen Bases, Game.....7...	Aug. 28, '86—vs. Oakland (A)
Most Stolen Bases, Game, Opp.....8...	Sep. 27, '65—by Kansas City (H)
Most Left on Base, Game.....21...	Aug. 25, '68—vs. Boston (H), [18 innings]
Most Left on Base, 9 inn.....18...	May 15, '71—vs. Boston (A)
Most Strikeouts, Game, 9 inn.....15...	Apr. 25, '81—vs. Bos. (H)—Frank Tanana 7, Mark Clear 8
	Aug. 13, '87—vs. Mil. (H)—Chris Bosio 12, Mark Clear 3
Most Strikeouts, Game, extra inn.....21†...	Sep. 12, '62—vs. Wash. (H) (16 inn.)—all by Tom Cheney
Most Walks, Game.....15...	Sep. 28, '73—vs. Cleveland (H)—Wilcox 5, Lamb 4, Johnson 5, Bosman 1

Club Batting (Season)

Highest Average.....273...	'80	Most Extra Base Hits.....478.....	'83
Lowest Average.....225...	'68	Most GIDP.....159.....	'86
Highest Slugging Pct.....430...	'85	Most Sacrifice Hits.....110.....	'57
Most Runs.....818...	'85	Most Sacrifice Files.....59.....	'69
Most Hits.....1523...	'80	Most Stolen Bases.....150.....	'76
Most Total Bases.....2370...	'85	Most Walks.....717.....	'70
Most Doubles.....283...	'83	Most Intentional Walks.....69.....	'71
Most Triples.....49...	'54	Most Strikeouts.....1019.....	'64-'68
Most Home Runs.....214...	'85	Most Hit by Pitch.....58.....	'74

HOME RUNS RECORDS

Individual

Most, Consecutive.....4**	Don Baylor—Jul. 1-2, '75—vs. Bos. (A)—1, vs. Det. (A)—3
Most, Game.....3...	Accomplished 13 times
3 Times: Eddie Murray.....	Aug. 29, '79—vs. Minnesota (A-Metro)
	Sep. 14, '80—vs. Toronto (A)
	Aug. 26, '85—vs. California (A)
Boog Powell.....	Aug. 10, '63—vs. Washington (A-RFK)
	Jun. 27, '64—vs. Washington (A-RFK)
	Aug. 15, '66—vs. Boston (A)
Once: Don Baylor.....	Jul. 2, '75—vs. Detroit (A)
Juan Beniquez.....	Jun. 12, '86—vs. New York (H)
Paul Blair.....	Apr. 29, '70—vs. Chicago (A)
Curt Blefary.....	Jun. 16, '67—vs. California (A)
Dan Ford.....	Jul. 20, '83—vs. Seattle (A)
Bobby Grich.....	Jun. 18, '74—vs. Minnesota (H)
Lee Lacy.....	Jun. 8, '86—vs. New York (A)
Most, Game, M.S.....3...	Bobby Grich—Jun. 18, '74 vs. Min.
	Juan Beniquez—Jun. 12, '86 vs. N.Y.
Most, Game, by Opp., M.S.....4...	Rocky Colavito—Jun. 10, '59, Cleveland
	3... Manny Jimenez—Jul. 4, '64, KC A's
	Lee Stanton—Jul. 10, '73, California
Most, Game, by Opp., Road.....3...	Preston Ward—Sep. 9, '58, KC A's
	Bill Madlock—June 28, '87, Detroit
	Ernie Whitt—Sep. 14, '87, Toronto
Most, Season.....49...	Frank Robinson, '66

HOME RUNS RECORDS (Cont.)

(1) .49 .Frank Robinson (rhb)—'66	(9) .33 .Eddie Murray (swb)—'83
(2) .46 .Jim Gentile (lhb)—'61	(10) .32 .Frank Robinson (rhb)—'69
(3) .39 .Boog Powell (lhb)—'69	(11) .32 .Eddie Murray (swb)—'82
(4) .37 .Boog Powell (lhb)—'70	(12) .32 .Eddie Murray (swb)—'85
(5) .35 .Boog Powell (lhb)—'79	(13) .31 .Eddie Murray (lhb)—'87
(6) .35 .Ken Singleton (swb)—'66	(14) .31 .Larry Sheets (rhb)—'58
(7) .34 .Boog Powell (lhb)—'62	(15) .30 .Gus Triandos (rhb)—'67
(8) .33 .Jim Gentile (lhb)—'62	(16) .30 .Frank Robinson (rhb)—'67
	(17) .30 .Eddie Murray (swb)—'87

See Also, "30 Home Run" Club, page 18

Most, Season, M.S.27 . . . Frank Robinson—'66	
Most, Season, Rookie28 . . . Cal Ripken—'82	
Most, Season, Pitcher6 . . . Jack Harshman—'58	
Most, Lifetime, Oriole333 . . . Eddie Murray—'77-'88	
	303 . . . Boog Powell—'61-'74
	268 . . . Brooks Robinson—'55-'74
Most, Lifetime, M.S.160 . . . Eddie Murray—'77-'88	
	138 . . . Brooks Robinson—'55-'77
	133 . . . Boog Powell—'61-'74
Most Multi-Homer Games, Season7 . . . F. Robinson—'66	
Most Multi-Homer Games, Career20 . . . Eddie Murray—'77-'88	
	Boog Powell—'61-'74
Most Grand Slams, Season5 . . . Jim Gentile—'61	
Most Grand Slams, Game2†† . . . Jim Gentile—May 9, '61—vs. Minnesota (A)	
	Frank Robinson—Jun. 26, '70—vs. Washington (A)
Most Grand Slams, Lifetime14 . . . Eddie Murray—'78-'88	
Most, Season, vs. One Opponent11 . . . Frank Robinson—vs. Detroit, '66	
Most, Season, by One Opponent9 . . . Frank Howard—Washington, '68	
Most, Season, by Opponent, M.S.5 . . . Rocky Colavito—Detroit, '82	
	Tony Perez—Boston, '80
	Jim Sundberg—Texas, '80
Most, Lifetime, by Opponent70 . . . Harmon Killebrew—'55-'75	
Most, Lifetime, by Opponent, M.S.30 . . . Harmon Killebrew—'55-'75	
Most, Pinch-Hit Season3 . . . Whitey Herzog—'62	
	Sam Bowens—'67
	Pat Kelly—'79
	Jim Dwyer—'86
Most, Lifetime Pinch-Hit, O's9 . . . Jim Dwyer—'80-'88	
Most, Consecutive Gms, Hit HR6** . . . Reggie Jackson—Jul. 18-23, '76	
Most Extra Innings HRS, Game2†† . . . Mike Young—May 28, '87 vs. California (H)	
Most Times Career, Hitting HRs Left & Righthanded, Same Game8 . . . Eddie Murray	
Most Times Season, Hitting HRs Left & Righthanded, Same Game2†† . . . Eddie Murray (twice): '82—Apr. 24 vs. Chicago (A) & Aug. 26 vs. Toronto (H); '87—May 8-9 vs. Chicago (A)	
Most Consecutive Games Hitting HRS Left & Righthanded2† . . . Eddie Murray—'87—May 8-9 vs. Chicago (A)	

Club Records (Game & Inning)

Most, Game7 . . . May 17, '67—vs. Boston (A) [Blair, B. Robinson, F. Robinson, Etchebarren, Bowens, Powell, D. Johnson]	
	Aug. 26, '85—vs. California (A) [Murray-3, Shelby Rayford, Roenicke, Dempsey]
Most, Game, M.S.6 . . . May 28, '87—vs. California	
Most, Game, Opp.10† . . . Sep. 14, '87—by Toronto (A)	
Most, Game, Opp., M.S.6 . . . Jun. 10, '59—Cleveland [Colavito-4, B. Martin, Minoso]	
Most, Game, Both Clubs11†† . . . Sep. 14, '87—Toronto-10, Baltimore-1 (A)	
Most, Game, Both Clubs, M.S.8 . . . May 28, '87—Baltimore-6, California-2	

††Ties Major League Record
**American League Record

†Major League Record

Club Records (Game & Inning) Cont.

Most, Inning4 . . . May 17, '67—vs. Boston (A) [Etchebarren, Bowens, Powell, D. Johnson]	
Most, Succession3 . . . Apr. 30, '61—Detroit (A) [Gentile, Triandos, Hansen]	
	Sep. 10, '65—vs. K.C. (H) [B. Robinson, Blefary, Adair]
	Sep. 4, '69—vs. Detroit (A) [F. Robinson, Powell, B. Robinson]
	May 8, '79—vs. Oakland (H) [Murray, L. May, Roenicke]
	Sep. 16, '85—vs. Detroit (A) [Ripken, Murray, Lynn]
Most, 11 consecutive games32† . . . May 8-18, '87	
Most, 12 consecutive games35† . . . May 8-19, '87	
Most, 13 consecutive games36† . . . May 8-20, '87	
Most, 14 consecutive games38† . . . May 8-22, '87	
Most consecutive games, 2 or more9†† . . . May 8-16, '87	

Club Records (Season)

Most, Season214 . . . '85	Most, Opponents, M.S.125 . . . '87
Most, Season, M.S.110 . . . '87	Most, O's & Opp., M.S.235 . . . '87
Most, Season, Opp.226† . . . '87	Most, Pinch-Hit11** . . . '82
Most, Season, O's & Opponents437† . . . '87	Most, Grand Slams8 . . . '70, '79, '82, '83, '84
Most, vs. One Club32 . . . (vs. Det., 18 games)	Most Pinch Grand Slams3†† . . . '82
	26 . . . (vs. Cle. & Det., 13 games)
Most, Month58† . . . May, '87	

††Ties Major League Record
**American League Record

†Major League Record

GRAND SLAM HOME RUNS

Lifetime Grand Slams by Current Orioles (Site of Slam in Parenthesis)

TOTAL	AT BAL.	PLAYER	
1	0	Phil Bradley	Apr. 13, '85 vs. Min. (Sea.) — Ron Davis (RHP)
2	2	Cal Ripken	(1) Sep. 14 ² , '82 vs. N.Y. (Bal.) — Mike Morgan (RHP)
			(2) Jul. 13, '83 vs. Oak. (Bal.) — Tim Conroy (LHP)
1	0	Rick Schu	Jul. 2, '88 vs. Tex. (Tex.) — Paul Kilgus (LHP)
1	1	Jim Traber	Jul. 27, '86 vs. Chi. (Bal.) — Bill Dawley (RHP)
1	1	Larry Sheets	Aug. 6, '86 vs. Tex. (Bal.) — Bobby Witt (RHP)

GRAND SLAM NOTES

O's Lead Majors Over Last 8 Years: Although they have hit only 3 grand slams in the last 2 seasons, the Orioles have hit 46 in the last 8 years (starting '81), 10 more than any other major league club (Boston-36 is next).

Eddie Murray has not hit a slam since '86, but has 14 in his 10-year career and ranks tied for 8th on baseball's all-time list with **Gil Hodges**. He is first among active players.

Through the Years: Although the Orioles allowed a club record 7 grand slams in '88 and have allowed 13 the last 2 seasons, the O's have "outslammed" their opponents 133-84 over the last 35 years (including a 72-38 advantage at Baltimore).

Three in One Game: The Orioles and Texas set a major league record on Aug. 6, '86 when the two teams combined to hit three grand slams in Texas' 13-11 win at Memorial Stadium (the record was equalled on June 3, '87, Hou. vs. Chi.). **Jim Dwyer** and **Larry Sheets** hit grand slams for the O's, both in the 4th inning. It marked only the 5th time in major league history that one club has hit 2 grand slams in a single inning. It was the 4th time the O's had hit 2 grand slams in one game. **Toby Harrah** hit Texas' slam.

Gentile Hit 5 in '61: **Jim Gentile** set an American League record and tied the major league standard in '61 when he hit 5 bases loaded home runs. The only prior player to reach that total was the Cubs' **Ernie Banks** in '55. In '87, **Don Mattingly** of the Yankees broke that record by hitting 6 grand slams.

GRAND SLAM NOTES (Cont.)

Two in a Game: Only 7 players have hit two grand slams in one game in baseball history and only 3 have hit them on consecutive at-bats. In both situations, two of them were Orioles: **Gentile** hit two in a row at Minnesota on May 9, '61 (Metropolitan Stadium) off **Pete Ramos** and **Paul Giel**, and **Frank Robinson** did the same on June 26, '70 at RFK Stadium in Washington (off **Joe Coleman, Jr.** and **Joe Grzenda**).

Post-Season Slams-Slugging Pitchers: Only two pitchers have ever hit grand slam home runs in post-season play. Both were Orioles at the time, and both did it in 1970. In game one of the '70 ALCS, **Mike Cuellar** hit one off the Twins' **Jim Perry** (at Minny) and in the 3rd game of the World Series vs. the Reds, **Dave McNally** found the range off **Wayne Granger** (at Baltimore). The blast by **Cuellar** was the only ALCS grand slam ever until **Don Baylor** hit one for the Angels vs. Milwaukee in '82 (off **Moose Haas**). . . . Only two bases loaded homers have ever been hit in NLCS play: the Dodgers' **Ron Cey** and **Dusty Baker** in '77.

Opponents: Seven opponents have hit two career slams each against the O's. Nobody has hit more . . . Three have hit two at Memorial Stadium: **Roy Sievers** (Was.), **Moose Skowron** (N.Y.), **Mike Epstein** (Was.). There have been 10 alien pitchers to throw up two grand slams each to Baltimore batters.

Orioles "Gophers:" Among Orioles pitchers, **Milt Pappas** was the most generous. He gave up 6 bases loaded homers during his tenure in Baltimore. **Dave McNally** and **Scott McGregor**, are next in line with 4 apiece. On the other hand, **Jim Palmer** never allowed a slam in 558 games spanning nearly 4,000 innings. Among current O's, six have allowed one grand slam each: **Pete Harnisch** (Rice); **John Habyan** (G. Bell); **Jose Mesa** (Mattingly); **Jay Tibbs** (Tartabull); **Mark Thurmond** (Hubie Brooks) and **Mike Morgan** (C. Ripken).

GRAND SLAMS BY ORIOLES 1954 thru 1988

TOTAL	AT BAL.	PLAYER	TOTAL	AT BAL.	PLAYER
14	9	Eddie Murray	2	1	Gene Woodling
7	4	Boog Powell	1	0	Luis Aparicio
6	2	Jim Gentile	1	1	Benny Ayala
6	4	Brooks Robinson	1	0	Frank Baker
5	3	Doug DeCinces	1	0	Jim Busby
5	5	Lee May	1	1	Mike Cuellar
5	1	Gary Roenicke	1	1	Jim Dwyer
5	2	Ken Singleton	1	1	Jim Dyck
5	1	Gus Triandos	1	1	Dan Ford
4	3	Terry Crowley	1	0	Tito Francona
4	1	Pat Kelly	1	1	Dan Johnson
4	2	Fred Lynn	1	1	Bob Kennedy
4	2	Paul Blair	1	0	Billy Klaus
3	2	Curt Blefary	1	0	Curt Motton
3	1	Reggie Jackson	1	0	Albie Pearson
3	1	John Lowenstein	1	1	Dave Philley
3	1	Don Buford	1	1	Merv Rettenmund
2	1	Tommy Davis	1	1	Lenn Sakata
2	1	Rick Dempsey	1	0	Rick Schu
2	0	Fritz Connally	1	0	Larry Sheets
2	1	Bobby Grich	1	1	John Shelby
2	0	Wayne Gross	1	1	Jim Traber
2	0	Elrod Hendricks	1	1	Dick Williams
2	2	Dave McNally	1	0	Earl Williams
2	2	Cal Ripken	1	0	Mike Young
2	0	Frank Robinson	1	0	
2	0	Billy Smith	1	0	
			133	72	Orioles Totals

PITCHING

Individual (Game & Season)

Most Strikeouts, Game 14*	Bob Turley—Apr. 21, '54 vs. Cle. (H)
Most Strikeouts, Season 14*	Connie Johnson—Sep. 2, '57 vs. N.Y. (H)
	Mike Boddicker—Oct. 6, '83 vs. Chi.—ALCS #2—(H)
Most Bases on Balls, Game 12*	Jack Fisher—Aug. 30, '61† vs. L.A. (A), 9 inn.
Most Inn. Pitched, Game 16	Jerry Walker—Sep. 11, '59 vs. Chi. (H)
Most Consec. Shutout Inn. 36	Hal Brown—Jul. 7 to Aug. 8, '61
Most Consec. Shutouts 3	Jack Fisher—1960; Hal Brown—1961; Pappas—1964; Tom Phoebus—1967; Palmer—1978
Most Consecutive Wins 17	Dave McNally—Sep. 22, '68 to Aug. 3, '69

Most Consecutive Losses 13 . . . Mike Boddicker—('87-'88)

Most Consecutive Losses, One Season 10 . . . Jay Tibbs—('88)

Most Consecutive Wins, One Season 15 . . . Dave McNally—Apr. 12 to Aug. 3, '69

Most Consecutive Games Won, Reliever, 3 Consecutive Games 3†† . Grant Jackson—Sep. 29, 30, Oct. 1, '74, 5.1 innings

Most Wins, One Day 2 . . . Wes Stock—May 26, '63 vs. Cle. (A)

Most Losses, One Day 2 . . . Don Aase—Aug. 28, '86 vs. Oak. (A)

Most Wins vs. One Club, Season 6 . . . Wally Bunker—vs. K.C., '64

Most Losses vs. One Club, Season 5 . . . Don Larsen—1954 vs. Chi. Joe Coleman—1954 vs. N.Y. Jim Wilson—1955 vs. Cle.

Most Wins by Opp., Season 6 . . . Bud Daley, K.C.—1959

Most Wins by Opp., Season (Since '61 Expansion) 5 . . . Joe Coleman, Jr., Det.—1973 Pat Dobson, Cle.—1976

Most Losses by Opponent, Season 5 . . . Ned Garver, K.C.—1957 Dick Stigman, Min.—1963 Stan Williams, Cle.—1969 "Catfish" Hunter, N.Y.—1976

* Club record is 21 set by 5 pitchers [Steve Barber, Wally Bunker, Eddie Watt, Eddie Fisher & Stu Miller] on Jun. 4, '67 vs. Wash. (H)—19 innings. Club record for 9 innings is 17 by 3 pitchers [Nelson—13, Drabowsky—3, Beene—1] on Sep. 18, '68 vs. Bos. (A).
†† Club record is 14 set by 3 pitchers [Bruce Howard—6, Gene Brabender—5, & Eddie Watt—3] on Apr. 30, '68 vs. N.Y. (H).
† Paul Richards' last game as O's manager . . . Ed Hurley was plate umpire.
†† Ties major league record.

Individual Pitching by Season

Most Games 76	Tippy Martinez 1982
Most Games Started 40	Dave McNally 1969-70
	Mike Cuellar 1970
Most Complete Games 25	Jim Palmer 1975
Most Games Finished 59	Stu Miller 1963
Most Wins 25	Steve Stone 1980
Most Losses 21	Don Larsen (W-3) 1954
Best Won-Lost Pct.808 . . . (21-5)	Dave McNally 1971
Most Bases on Balls 181	Bob Turley 1954
Most Hit Batsmen 15	Chuck Estrada 1960
Most Strikeouts 202	Dave McNally 1968
Most Innings Pitched 323	Jim Palmer 1975
Most Shutouts 10	Jim Palmer 1963
Most Home Runs Allowed 35	Robin Roberts 1966
	Scott McGregor 1986
Least Home Runs Allowed (by qualifier) 8	Milt Pappas (209 ip) 1959
	Billy Loes (155 ip) 1957
Lowest ERA (by qualifier) 1.95	Dave McNally 1968
Highest ERA (by qualifier) 5.45	Eric Bell 1987
Most Saves 34	Don Aase 1986
Most Wins, Reliever 14	Stu Miller 1965
Most Relief Points (win + saves) (6 + 34) 40	Don Aase 1986
Most Innings Pitched by Reliever 140.1	Sammy Stewart 1983

Club Pitching by Season

Most Consecutive Shutouts 5*	Sep. 2 thru 6, '74 (Grimsley, Cuellar, Palmer, McNally, Cuellar)
Most Consecutive Shutout Innings 54*	Sep. 1 (from 9th inn.) to 7 (thru 8th inn.), '74
Most Complete Gms, Season 71	1971
Most Consecutive Complete Games 7	May 1 thru 7, '68
Most Shutouts, Season 21	1961
Most Strikeouts, Season 1070	1966
Most Bases on Balls, Season 688	1954

CLUB PITCHING BY SEASON (Cont.)

Fewest Bases on Balls, Season	395	1972
Lowest ERA, Season	2.53	1972
Highest ERA, Season	5.01	1987
Most Hits Allowed, Season	1,555	1987
Most Runs Allowed, Season	880	1987
Most Home Runs Allowed, Season	226†	1987
Fewest Home Runs Allowed, Full Season	78	1954
Most Grand Slams Allowed, Season	7	1988

* American League Record
† Major League Record

20-Game Winners

YEAR	PITCHER	RECORD	YEAR	PITCHER	RECORD
1963	Steve Barber	20-13	1974	Mike Cuellar	22-10
1968	Dave McNally	22-10	1975	Jim Palmer	23-11
1969	Dave McNally	20-7	1976	Mike Torrez	20-9
	Mike Cuellar	23-11	1976	Jim Palmer	22-13
				Wayne Garland	20-7
1970	Dave McNally	24-9	1977	Jim Palmer	20-11
	Mike Cuellar	24-8	1978	Jim Palmer	21-12
	Jim Palmer	20-10	1979	Mike Flanagan	23-9
1971	Dave McNally	21-5	1979	Mike Flanagan	25-7
	Mike Cuellar	20-9	1980	Steve Stone	20-8
	Jim Palmer	20-9		Scott McGregor	20-8
	Pat Dobson	20-8	1984	Mike Boddicker	20-11
1972	Jim Palmer	21-10			
1973	Jim Palmer	22-9			

Notes on 20-Game Winners

Although the Orioles have had only one in the past 8 years, Baltimore pitchers have produced 23 20-game seasons in the past 21 years (starting '68), far and away the most in the majors over that period.

From '68 thru '80, a span of 13 years, at least one Oriole pitcher accumulated 20 or more victories to set a major league record. The old standard was 12 by the New York Giants from '03 to '14, a mark single-handedly assured by **Christy Mathewson** who won 20+ in each of those years.

In 1971 four Baltimore pitchers reached the 20-win plateau. The only other foursome in the entire history of major league baseball to have achieved the feat was a quartet from the 1920 White Sox (51 years earlier): **Urban "Red" Faber**-23, **Claude Williams**-22, **Dickie Kerr**-21 and **Ed Cicotte**-21. Despite that achievement, the White Sox finished second that year, two games behind Cleveland.

The four Orioles all won their 20th games within 6 days: **McNally** was the first on 9/21; then in a series in Cleveland, the other three joined him: **Cuellar** (9/24—first game-clinched division title), **Dobson** (9/24—2nd game), and **Palmer** (9/26).

Stone was the earliest 20-game winner in club history, winning his 20th game on August 19 en route to a team record 25 victories in '80. Three other Orioles' hurlers have recorded their 20th wins in August: **McNally** (8/25) and **Cuellar** (8/27) in '71 and **Palmer** (8/30) in '75.

The first Oriole to win 20, and the only one in the club's first 14 seasons in Baltimore ('54 thru '67) was lefthander **Steve Barber** in '63.

LONG GAMES BY ORIOLES PITCHERS

IP	PITCHER	OPPONENT	DATE	W/L/ND	CG/SHO
16	Jerry Walker	Chi.	5/21/57	ND	
15	Ray Moore	Det.	9/11/74	ND	
14	Ross Grimsley	N.Y.	6/30/63	L, 1-3	CG
13.1	Robin Roberts	K.C.	5/31/55	L, 1-2	CG
13	Jim Wilson	Cle.	5/ 3/58	W, 3-2	
	Billy O'Dell	Cle.			

LOW HIT GAMES

No-Hit Games (4)

Hoyt Wilhelm, vs. N.Y., 9/20/58 (H)
*Steve Barber-Stu Miller, vs. Det., 4/30/67† (H)
Tom Phoebus, vs. Bos., 4/27/68 (H)
Jim Palmer, vs. Oak., 8/13/69 (H)

One-Hit Games (28)

Joe Coleman, vs. N.Y., 9/9/54 (H)
§C. Johnson-G. Zuverink, vs. Chi., 6/21/56 (A)
Hoyt Wilhelm, vs. N.Y., 5/22/59 (H)
Steve Barber, vs. K.C., 7/28/60 (H)
Billy Hoelt, vs. Was., 8/19/61 (A)
Wally Bunker, vs. Was., 5/5/64 (H)
Wally Bunker, vs. K.C., 7/3/64 (H)
Milt Pappas, vs. Min., 9/2/64 (A)
§Frank Bertina, vs. K.C., 9/12/64 (H)
Dave McNally, vs. Was., 10/1/64 (H)

One-Hit Games (Cont.)

Steve Barber, vs. N.Y., 5/12/67 (A)
Jim Palmer, vs. N.Y., 4/16/67 (A)
Dave Leonhard, vs. Det., 5/6/68 (H)
Dave McNally, vs. Min., 5/15/69 (A)
Mike Cuellar, vs. Min., 8/10/69 (H)
Mike Cuellar, vs. K.C., 5/12/71 (H)
Jim Palmer, vs. Cle., 7/27/73† (H)
Mike Cuellar, vs. Cal., 5/31/75 (A)
Jim Palmer, vs. K.C., 6/8/75 (H)
Mike Cuellar, vs. Mil., 7/26/75 (A)
Jim Palmer, vs. Min., 8/10/76 (H)
S. Stone-T. Martinez, vs. Mil., 7/30/79 (A)
Jim Palmer, vs. Min., 9/4/82 (H)
Mike Boddicker-Stewart-T. Martinez, vs. N.Y., 10/2/83 (H)
Mike Boddicker, vs. Tor., 8/13/84 (A)
D. Martinez, vs. Cal., 6/5/85 (H)
Mike Boddicker, vs. K.C., 4/28/87 (A)
Bob Milacki-Tom Niedenfuer, vs. Det., 9/17/88 (A)

* Orioles lost, 2-1, when Tigers scored twice in top of 9th inning... First Detroit run scored on Barber's wild pitch and deciding run scored on error.

§ Johnson and Zuverink were beaten by Jack Harshman who also pitched one-hitter... Bertina defeated Bob Myer who also threw one-hitter... Score in both games was 1-0.

NO-HITTERS BY OPPONENTS (3)

- (1) May 5, 1962 by **Bo Belinsky** for the California Angels at Dodger Stadium. Belinsky defeated his former roommate in the O's farm system, **Steve Barber**, 2-0.
- (2) June 1, 1975 by **Nolan Ryan** for the California Angels at Anaheim Stadium. He defeated **Ross Grimsley**, 1-0. It was the 4th of **Ryan's** 5 major league no-hitters.
- (3) April 15, 1987 by **Juan Nieves** for the Milwaukee Brewers at Baltimore Memorial Stadium. The score was 7-0 and losing pitcher was **Mike Flanagan**.

FIELDING—1954 thru 1988

Club—By Season

Most Double Plays	189	1977	Highest Fielding Pct.	.9849‡	1980
Most Errors	167	1955	Most Consecutive Errorless Games	10	1962
Fewest Errors	95*	1964			
		1980			
Most Errorless Games	92**	1980			

Club—By Game

Most Errors	6	May 19†, '74 vs. Bos. (H) and June 9, '83 vs. Mil. (H)
Most Double Plays	5	7 times (latest Aug. 10, '87 vs. Cleveland)

* Major League record—tied with 1977 Cincinnati Reds
† Note: The O's 49 passed balls in 1959 were a major league record until the Texas Rangers obliterated it with 73 passed balls in 1987.
‡ Modern Major League record (since 1900).

Individual A.L. and M.L. Fielding Records

SECOND BASE

Most Consec. Errorless Games, Season	86	(AL) ... Rich Dauer (Apr. 10 thru Sep. 29, '78)
Most Consec. Errorless Games, League	89	(AL) ... Jerry Adair (Jul. 22, '64 thru May 6, '65)
Most Consec. Errorless Chances, Season	425	(AL) ... Rich Dauer (Apr. 10 thru Sep. 30 [part], '78)
Most Consec. Errorless Chances, League	458	(AL) ... Jerry Adair (Jul. 22, '64 thru May 6, '65)
Most Putouts, Season	484	(ML) ... Bobby Grich '74
Most Games, Season	162	(AL-tie) ... Bobby Grich '73
Highest Fielding Avg., Season	.995	(ML) ... Bobby Grich '73 (150 or more games)
Fewest Errors, Season	5*	Jerry Adair '64 (150 or more games)
		Bobby Grich '73

THIRD BASE

Most Seasons	23	(ML) B. Robinson
Highest Fielding Avg., Lifetime	.971	(ML) B. Robinson
(1,000 or more games)		
Most Games, Lifetime	2,870	(ML) B. Robinson
Most Putouts, Lifetime	2,697	(ML) B. Robinson
Most Assists, Lifetime	6,205	(ML) B. Robinson
Most Chances, Lifetime	8,902	(ML) B. Robinson
Most Double Plays, Lifetime	618	(ML) B. Robinson
Most Yrs. Leading Lge. in Fldg. Avg.	11	(AL) B. Robinson
Most Yrs. Leading Lge. in Games	8	(ML) B. Robinson
Most Yrs. Leading Lge. in Assists	8	(ML) B. Robinson
Most Yrs. Leading Lge. in Chances	8†(AL-tie)	B. Robinson
Most Games, Season	163	(AL) B. Robinson-'61, '64
Most Errors, Game	4	(AL-tie) Floyd Rayford (Apr. 21, '86 at Cle.)

FIELDING—1954 thru 1988

SHORTSTOPS			
Highest Fielding Avg. Lifetime (1,000 or more games)	162 (AL-tie)	Cal Ripken '83, '84, '85, '86, '87	Mark Belanger '977 (AL)
Most Assists, Season	583 (AL)	Cal Ripken '84	
OUTFIELDERS			
Highest Fielding Avg. Season (100 or more games)	1.000†(ML-tie)	Russ Snyder '65 Gary Roenicke '80 John Lowenstein '82	
PITCHERS			
Most Putouts, Lifetime	292 (AL)	Jim Palmer	

* Also held by Joe Morgan (Cin.) 1977, Ryne Sandberg (Chi. Cubs) 1986 and Johnny Ray (Pit.) 1986

† Also held by Frank "Home Run" Baker

‡ Held by many

GENERAL CLUB RECORDS

Longest Win Streak	14	Sep. 20, '70 thru Apr. 10, '71 Aug. 12, '73 thru Aug. 27, '73
Longest Win Streak, Season	14	Aug. 12 thru Aug. 27, '73
Longest Losing Streak	21**	Apr. 4 thru Apr. 28, '88
Longest Game, By Innings	19	Jun. 4, '67 vs. Was. (H) [Bal.-7, Was.-5]
Longest Game, By Time	5:46	Jun. 4, '88 vs. N.Y. (H) [14 inn., Bal.-7, N.Y.-6]
	4:16‡	Jun. 8, '86 vs. N.Y. (A) [Bal.-18, N.Y.-9]
Shortest Game, By Time	1:32	Sep. 26, '62 vs. K.C. (H) [9 inn., Bal.-3, K.C.-0, Big League debut—McNally, Etchebarren]
Most Players, Game	24	Sep. 7, '58 vs. Bos. (H) [10 inn.]
Most Players, Game, Both Clubs	43	Sep. 8, '85 vs. Cal. (H) [11 inn.]
Most Wins vs. One Club, Season	16	vs. K.C. A's ('57) & Bos. ('60)
	15	Since '61 Expansion (to 162 games): vs. Was. ('63) & N.Y. ('66)
Most Consecutive Wins vs. One Club	23†	vs. K.C. Royals (May 10, '69 thru Aug. 2, '70)
Most Losses vs. One Club, Season	19	to Cle. ('54, '55), to N.Y. ('55)
Most Night Games Won, Season	79†	1980
Most Games, Season	163	1961, 1964, 1982
Most One-Run Games, Season	63	1978
Most One-Run Wins, Season	40*	1970, 1974
Most One-Run Losses, Season	33	1967
Most One & Two-Run Games, Season	97	1978
Most One & Two-Run Wins, Season	60	1970
Most Extra Inning Games, Season	27	1957
Most Extra Inning Wins, Season	16	1970
Most Extra Inning Losses, Season	13	1962
Fewest Road Wins, Season	20***	1988
Most Doubleheaders, Season	32	1955
Fewest Doubleheaders, Season	3	1986
Most Doubleheaders Sweeps, Season	9	1965
Most Wins, Home Stand	11	3 Times ('60, '73, '78) 60 (11-3), '73 (11-1), '78 (11-4) Jun. 15 thru 30, '66 (12-5) 11 ... 3 Times ('61-twice, '78)
Most Wins, Road Trip	12	3 Times ('61-twice, '78)
Most Losses, Home Stand	13	Jul. 26 thru Aug. 15, '55 (8-13)
Most Losses, Road Trip	19	Jul. 5 thru 25, '54 (3-19)
Longest Home Stand, Games	21	'55 (Jul. 26 thru Aug. 15, 21 days), 8-13 '56 (May 25 thru Jun. 13, 20 days), 10-11
Longest Road Trip, Games	22	'54 (Jul. 5 thru 25, 21 days), 3-19

* American League record

** A.L. record for most consecutive losses. Major league record for most consecutive losses, start of season.

*** Major League Record, 162-game season.

† Major League record

‡ Longest 9 inning game, by time, in American League history.

ALL TIME ORIOLES ROSTER MANAGERS, COACHES AND PLAYERS 1954 thru 1988

MANAGERS

ALTOBELLI, Joe ('83-'85)
BAUER, Hank ('64-'68)
DYKES, Jimmy ('54)
HARRIS, Luman (Sep. '61)
HITCHCOCK, Bill ('62-'63)
RICHARDS, Paul ('55-'61)
RIPKEN, Cal, Sr. ('87-'88)
ROBINSON, FRANK ('88)
WEAVER, Earl (July, '68-'82; June, '85-'86)

COACHES

ADAIR, Jimmy ('60-'61)
APPLING, Luke ('63)
BAMBERGER, George ('68-'77)
BAUER, Hank ('63)
BRECHEN, Harry ('54-'67)
BUSBY, Jim ('61)
CROWLEY, Terry ('84-'88)
EMMER, Cal ('62)
FREY, Jim ('70-'79)
HARRIS, Luman ('55-'61)
HART, John ('88)
HENDRICKS, Elrod ('78-)
HORSCHKEIT, Vern ('68)
HUNTER, Bill ('64-'77)
JOHNSON, Darrell ('62)
LOLLAR, Sherman ('64-'67)
LAU, Charlie ('69)
MENDOZA, Minnie ('88)
MILLER, Ray ('78-'85)
OLIVER, Tom ('54)
RIPKEN, Cal, Sr. ('76-'86)
ROBINSON, Brooks ('77)
ROBINSON, Eddie ('59)
ROBINSON, Frank ('78-'80; '85-'87)
ROWE, Ken ('85-'86)
ROWE, Ralph ('81-'84)
SCARBOROUGH, Ray ('68)
SKAFF, Frank ('54)
STALLER, George ('62; '68-'75)
STARLETTE, Herm ('88)
VINCENT, Al ('55-'59)
WEAVER, Earl ('68)
WILEY, Mark ('87)
WILLIAMS, Jimmy ('81-'87)
WOODLING, Gene ('64-'67)

PLAYERS

A
AASE, Don ('85-'88)-rhp
ABRAMS, Cal ('54-'55)-of
ADAIR, Jerry ('58-'66)-2b
ADAMS, Bobby ('56)-2b
ADAMSON, Mike ('67-'69)-rhp
ALEXANDER, Bob ('55)-rhp
ALEXANDER, Doyle ('72-'76)-rhp
ANDERSON, Brady ('88)-of
ANDERSON, John ('60)-rhp
ANDERSON, Mike ('78)-of
APARICIO, Luis ('63-'67)-ss
ARNOLD, Tony ('86-'87)-rhp
AVILA, Bobby ('59)-2b
AYALA, Benny ('79-'84)-of

B
BAILOR, Bob ('75-'76)-if
BAKER, Frank ('73-'74)-if
BALLARD, Jeff ('87)-rhp
BAMBERGER, George ('59)-rhp
BARBER, Steve ('60-'67)-lhp
BARKER, Ray ('60)-1b
BARNOWSKI, Ed ('65-'66)-rhp
BAUTISTA, Jose ('88)-rhp
BAYLOR, Don ('70-'75)-of
BEAMON, Charlie ('56-'58)-rhp
BEENE, Fred ('68-'70)-rhp
BELANGER, Mark ('65-'81)-ss
BELL, Eric ('85-'87)-lhp
BENIQUEZ, Eric ('86)-of
BERRY, Connie ('54)-if
BERTAINA, Frank ('64-'67; '69)-lhp
BESANA, Fred ('56)-lhp
BICKFORD, Vern ('54)-rhp
BIRNER, Werner "Babe" ('56)-rhp
BLAIR, Paul ('64-'76)-of
BLEFARY, Curt ('65-'68)-of-1b
BLYZKA, Mike ('54)-rhp

BODDICKER, Mike ('80-'88)-rhp
BONILLA, Juan ('86)-2b
BONNER, Bob ('80-'83)-if
BORDI, Rich ('86)-rhp
BOSWELL, Dave ('71)-rhp
BOWENS, Sam ('63-'67)-of
BOYD, Bob ('56-'60)-1b
BRABENDER, Gene ('66-'68)-rhp
BRANDT, Jack ('60-'65)-of
BREEDING, Marv ('60-'62)-2b
BRIDEWESER, Jim ('54, '57)-ss
BILES, Nelson ('77-'78)-rhp
BROWN, Dick ('63-'65)-c
BROWN, Hal ('55-'62)-rhp
BROWN, Larry ('73)-if
BROWN, Mark ('84)-rhp
BRUNET, George ('63)-lhp
BUFORD, Don ('68-'72)-of
BUMBRY, Al ('72-'84)-of
BUNKER, Wally ('63-'68)-rhp
BURKE, Leo ('58-'59)-of
BURLESON, Rick ('87)-2b
BURNSIDE, Pete ('63)-lhp
BUSBY, Jim ('57-'58; '60-'61)-of
BUZHARDT, John ('67)-rhp
BYRD, Harry ('55)-rhp

C
CABELL, Enos ('72-'74)-if
CARRASQUEL, Chico ('59)-ss
CARREON, Camilo ('66)-c
CASTLEMAN, Foster ('58)-if
CAUSEY, Wayne ('55-'57)-2b
CECCARELLI, Art ('57)-lhp
CHAKALES, Bob ('54)-rhp
CHEVEZ, Tony ('77)-rhp
CHISM, Tom ('79)-1b
CIMOLI, Gino ('64)-of
COAN, Gil ('54-'55)-of
COGGINS, Rich ('72-'74)-of
COLEMAN, Joe ('54-'55)-rhp
COLEMAN, Walter "Rip" ('59-'60)-lhp
CONNALLY, Fritz ('85)-3b
CONSUEGRA, Sandy ('56-'57)-rhp
CORBETT, Doug ('87)-rhp
COREY, Mark ('79-'81)-of
COURTNEY, Clint ('54; '60-'61)-c
COX, Billy ('55)-3b
CRISCIONE, Dave ('77)-c
CROWLEY, Terry ('69-'73; '76; '77-'82)-1b-of
CRUZ, Todd ('83-'84)-3b-ss
CUELLAR, Mike ('69-'76)-lhp

D
DAGRES, Angelo ('55)-of
DALRYMPLE, Clay ('69-'71)-c
DAUER, Rich ('76-'85)-2b
DEVANON, Jerry ('71)-if
DAVIS, Butch ('88)-of
DAVIS, Storm ('82-'86)-rhp
DAVIS, Tommy ('72-'75)-of-1b
DeCINCES, Doug ('73-'81)-3b
DeLEON, Luis ('87)-rhp
DELOCK, Ike ('63)-rhp
DEMPSEY, Rick ('76-'86)-c
DIERING, Chuck ('54-'56)-of
DILLARD, Gordon ('88)-lhp
DILLMAN, Bill ('67)-rhp
DIMMEL, Mike ('77-'78)-of
DIXON, Ken ('84)-rhp
DOBSON, Pat ('71-'72)-rhp
DODD, Tom ('86)-3b-c
DORISH, Harry ('55-'56)-rhp
DRABOWSKY, Moe ('66-'68; '70)-rhp
DRAGO, Dick ('77)-rhp
DROPO, Walt ('59-'61)-1b
DUKES, Tom ('71)-rhp
DUNCAN, Dave ('75-'76)-c
DUREN, Ryne ('54)-rhp
DURHAM, Joe ('54, '57)-of
DWYER, Jim ('81-'88)-of
DYCK, Jim ('55-'56)-if

E
EPSTEIN, Mike ('66-'67)-1b
ESSEGIAN, Chuck ('61)-of
ESTRADA, Chuck ('60-'64)-rhp
ETCHEBARREN, Andy ('62; '65-'75)-c
EVERS, Walter "Hoot" ('55-'56)-of

ALL TIME ORIOLES ROSTER

F

FARMER, Ed ('77)-rhp
FERNANDEZ, Chico ('68)-if
FERRARESE, Don ('55-'57)-lhp
FINIGAN, Jim ('59)-3b
FIORE, Mike ('68)-1b
FISHER, Eddie ('66-'67)-rhp
FISHER, Jack ('59-'62)-rhp
FISHER, Tom ('67)-rhp
FLANAGAN, Mike ('75-'87)-lhp
FLANN, John ('78-'79; '82)-rhp
FLOYD, Bob ('68-'70)-if
FOILES, Hank ('61)-c
FORD, Dan ('82-'85)-of
FORD, Dave ('76-'80)-rhp
FORNIELES, Mike ('56-'57)-rhp
FOX, Howie ('54)-rhp
FRANCONA, Tito ('56-'57)-of-1b
FRAZIER, Joe ('56)-of
FREED, Roger ('70)-1b-of
FRIDLEY, Jim ('54)-of
FULLER, Jim ('73-'74)-of

G

GAINES, Joe ('63-'64)-of
GARCIA, Kiko ('76-'80)-ss
GARCIA, Vinicio ('54)-2b
GARDNER, Billy ('56-'59)-2b
GARLAND, Wayne ('73-'76)-rhp
GASTALL, Tom ('55-'56)-c
GENTILE, Jim ('60-'63)-1b
GERHART, Ken ('86)-of
GILLIFORD, Paul ('67)-lhp
GINSBERG, Joe ('56-'60)-c
GONZALES, Rene ('87)-if
GOODMAN, Billy ('57)-if
GRAHAM, Dan ('80-'81)-c
GRAY, Ted ('55)-lhp
GREEN, Gene ('60)-of-c
GREEN, Lenny ('57-'59; '64)-of
GRICH, Bob ('70-'76)-2b
GRIFFIN, Mike ('87)-rhp
GRIMSLEY, Ross ('74-'77; '82)-lhp
GROSS, Wayne ('84)-3b
GULLIVER, Glenn ('82-'83)-3b
GUTIERREZ, Jackie ('86)-if

H

HABYAN, John ('85)-rhp
HADDIX, Harvey ('64-'65)-lhp
HALE, Bob ('55-'59)-1b
HALL, Dick ('61-'66; '69-'71)-rhp
HAMRIC, Bert ('58)-of
HANEY, Larry ('66-'68)-c
HANSEN, Ron ('58-'62)-ss
HARDIN, Jim ('67-'71)-rhp
HARLOW, Larry ('75; '77-'79)-of
HARNISCH, Pete ('88)-rhp
HARPER, Tommy ('76)-of
HARRISON, Bob ('55-'56)-rhp
HARRISON, Roric ('72)-rhp
HARSHMAN, Jack ('58-'59)-lhp
HART, Mike ('87)-of
HARTZELL, Paul ('80)-rhp
HATTON, Grady ('56)-if
HAVENS, Brad ('85)-lhp
HAZEWOOD, Drungo ('80)-of
HEARD, Jehosie ('54)-lhp
HELD, Mel ('56)-rhp
HELD, Woodie ('66-'67)-if-of
HENDRICKS, Elrod ('68-'72; '73-'76; '78-'79)-c
HERNANDEZ, Leo ('82-'83; '85)-3b
HERZOG, "Whitey" ('61-'62)-of
HOEFT, Billy ('59-'62)-lhp
HOLDSWORTH, Fred ('76-'77)-rhp
HOLTZMAN, Ken ('76)-lhp
HOOD, Don ('73-'74)-lhp
HOUTTEMEN, Art ('57)-rhp
HOWARD, Bruce ('68)-rhp
HUDLER, Rex ('86)-2b
HUFFMAN, Phil ('85)-rhp
HUGHES, Keith ('88)-ss
HUNTER, Bill ('54)-ss
HUPPERT, Dave ('83)-c
HUTTO, Jim ('75)-c
HYDE, Dick ('61)-rhp

J

JACKSON, Grant ('71-'76)-rhp
JACKSON, Lou ('64)-of
JACKSON, Reggie ('76)-of
JACKSON, Ron ('84)-3b
JEFFERSON, Jesse ('73-'75)-rhp
JOHNSON, Bob ('63-'67)-if

JOHNSON, Connie ('56-'58)-lhp
JOHNSON, Darrell ('62)-c
JOHNSON, Dave ('65-'72)-2b
JOHNSON, David ('74-'75)-rhp
JOHNSON, Don ('55)-rhp
JOHNSON, Ernie ('59)-rhp
JONES, Gordon ('60-'61)-rhp
JONES, Odell ('86)-rhp
JONES, Sam ('64)-rhp
JONES, Ricky ('86)-if

K

KELL, George ('56-'57)-3b
KELLERT, Frank ('54)-1b
KELLY, Pat ('77-'80)-of
KENNEDY, Bob ('54-'55)-3b
KENNEDY, Terry ('87)-c
KERRIGAN, Joe ('78; '80)-rhp
KINNUNEN, Mike ('86-'87)-lhp
KIRKLAND, Willie ('64)-of
KLAUS, Billy ('59-'60)-if
KNIGHT, Ray ('87)-3b
KNOWLES, Darold ('65)-lhp
KOKOS, Dick ('54)-of
KOSLO, Dick ('54)-lhp
KRECHICKI, Wayne ('79-'81)-if
KRETLOW, Lou ('54-'55)-rhp
KRYHOSKI, Dick ('54)-1b
KUZAFA, Bob ('54-'55)-lhp

L

LACY, Lee ('85)-of
LANDRITH, Hobbie ('62-'63)-c
LANDRUM, Tito ('83; '88)-of
LARSEN, Don ('54; '65)-rhp
LAU, Charlie ('61-'63; '64-'67)-c
LEHEW, Jim ('61-'62)-rhp
LEHMAN, Ken ('57-'58)-lhp
LENHARDT, Don ('54)-of
LEONHARD, Dave ('67-'72)-rhp
LEPPERT, Don ('55)-2b
LITTLEFIELD, Dick ('54)-lhp
LOCKE, Charlie ('55)-rhp
LOCKMAN, Whitey ('59)-1b
LOES, Billy ('56-'59)-rhp
LOPAT, Eddie ('55)-lhp
LOPEZ, Carlos ('76)-of
LOPEZ, Marcelino ('67; '69-'70)-if
LOWENSTEIN, John ('79-'84)-of
LUEBBER, Steve ('81)-rhp
LUEBKE, Dick ('62)-lhp
LYNN, Fred ('85-'88)-of

M

MABE, Bobbie ('60)-rhp
MADDOX, Elliott ('77)-of-3b
MAJESKI, Hank ('55)-3b
MARQUIS, Roger ('55)-of
MARSH, Fred ('55-'56)-if
MARSHALL, Jim ('58)-1b
MARTIN, Morrie ('58)-lhp
MARTINEZ, Dennis ('76-'86)-rhp
MARTINEZ, Tippy ('76)-lhp
MATCHICK, Tom ('72)-3b
MAXWELL, Charlie ('55)-of
MAY, Dave ('67-'70)-of
MAY, Lee ('75-'80)-1b
MAY, Rudy ('76-'77)-lhp
MELE, Sam ('54)-of
MESA, Jose ('87)-rhp
MIKSI, Eddie ('57-'58)-if
MILACKI, Bob ('88)-rhp
MILLER, Bill ('55)-lhp
MILLER, Dyar ('75-'77)-rhp
MILLER, John ('62-'63; '65-'67)-if
MILLER, Randy ('77)-rhp
MILLER, Stu ('63-'67)-rhp
MIRABELLA, Paul ('83)-lhp
MIRANDA, Willie ('55-'59)-ss
MITCHELL, Paul ('75)-rhp
MOELLER, Ron ('56; '58)-lhp
MOLINARO, Bob ('79)-of
MOORE, Ray ('55-'57)-rhp
MORA, Andres ('76-'78)-c-ph
MORALES, Jose ('81-'82)-c-ph
MORGAN, Mike ('88)-rhp
MOROGIELLO, Dan ('83)-lhp
MORRIS, Les ('54-'55)-c
MOSS, Les ('54-'55)-c
MOTTON, Curt ('67-'71; '73-'74)-c
MURRAY, Eddie ('77-'88)-1b
MUSER, Tony ('75-'77)-1b

ALL TIME ORIOLES ROSTER

Mc

McCORMICK, Mike ('63-'64)-lhp
McDONALD, Jim ('55)-rhp
McGREGOR, Scott ('76-'88)-lhp
McGUIRE, Mickey ('62; '67)-if
McNALLY, Dave ('62-'74)-lhp

N

NARUM, Buster ('63)-rhp
NELSON, Bob ('55-'57)-of
NELSON, Roger ('68)-rhp
NICHOLS, Carl ('86)-c
NICHOLSON, Dave ('60; '62)-of
NIEDENFUER, Tom ('87-'88)-rhp
NIEMAN, Bob ('56-'59)-of
NOLAN, Joe ('82-'85)-c
NOLES, Dickie ('88)-rhp
NORDBROOK, Tim ('74-'76)-if
NORTHUP, Jim ('74-'75)-of

O

OATES, Johnny ('70; '72)-c
O'CONNOR, Jack ('87)-lhp
O'DELL, Billy ('54; '56-'59)-lhp
O'DONOGHUE, John ('68)-lhp
OERTEL, Chuck ('58)-of
OLIVER, Bob ('74)-of
OLSON, Gregg ('88)-rhp
O'MALLEY, Tom ('85-'86)-3b
ORSINO, John ('63-'65)-c
ORSULAK, Joe ('88)-of

P

PACELLA, John ('84)-rhp
PAGAN, Dave ('76)-rhp
PALICA, Erv ('55-'56)-rhp
PALMER, Jim ('65-'67; '69-'84)-rhp
PAPA, John ('61-'62)-rhp
PAPPAS, Milt ('57-'65)-rhp
PARDO, Al ('85-'86)-c
PARIS, Kelly ('85)-if
PARROTT, Mike ('77)-rhp
PATTON, Tom ('57)-c
PEARSON, Albie ('59-'60)-of
PEANA, Orlando ('71; '73)-rhp
PEREZA, Oswald ('88)-rhp
PETERSON, Buddy ('57)-if
PHILLEY, Dave ('55-'56; '60-'61)-of-1b
PHOEBUS, Tom ('66-'70)-rhp
PILARCIC, Al ('57-'60)-of
PILLETTE, Duane ('54-'55)-rhp
PINIELLA, Lou ('64)-of
POPE, Dave ('55-'56)-of
PORTOCARRERO, Arnie ('58-'60)-rhp
POWELL, Boog ('61-'74)-1b
POWERS, John ('60)-of
POWIS, Carl ('57)-of
PYBURN, Jim ('55-'57)-of

Q

QUIRK, Art ('62)-lhp

R

RAMIREZ, Allan ('83)-rhp
RAYFORD, Floyd ('80; '82; '84-'87)-3b-c
REINBACH, Mike ('74)-of
RETTENMUND, Merv ('68; '73)-of
REYNOLDS, Bob ('72-'75)-rhp
RICE, Del ('60)-c
RICHERT, Pete ('67-'71)-lhp
RINEER, Jeff ('79)-lhp
RIPKEN, Bill ('87)-2b
RIPKEN, Cal, Jr. ('81)-ss
ROBERTS, Robin ('62-'65)-rhp
ROBINSON, Brooks ('55-'77)-3b
ROBINSON, Earl ('61-'62; '64)-of
ROBINSON, Eddie ('57)-1b
ROBINSON, Frank ('66-'71)-of
ROBLES, Sergio ('72-'73)-c
RODRIGUEZ, Aurelio ('83)-3b
RODRIGUEZ, Vic ('84)-2b
ROENICKE, Gary ('78-'85)-of
ROGOVIN, Saul ('55)-rhp
ROWDON, Wade ('88)-of
ROWE, Ken ('64-'65)-rhp
ROYSTER, Willie ('81)-c
ROZNOVSKY, Vic ('66-'67)-c
RUDOLPH, Ken ('77)-c

S

SAKATA, Lenn ('80-'85)-2b
SALMON, Chico ('69-'72)-if
SANCHEZ, Orlando ('84)-c
SAVERINE, Bob ('59; '62-'64)-if
SCHALLOCK, Art ('55)-lhp
SCHERRER, Bill ('88)-lhp
SCHMIDT, Dave ('87)-rhp
SCHMITZ, Johnny ('56)-lhp
SCHNEIDER, Jeff ('81)-lhp
SCHU, Rick ('88)-if
SCOTT, Mickey ('72-'73)-lhp
SEGRIST, Kal ('55)-if
SEVERINSEN, Al ('69)-rhp
SHEETS, Larry ('84)-of
SHELBY, John ('81-'87)-of
SHETRONE, Barry ('59-'60; '62)-of
SHOPAY, Tom ('71-'72; '75-'77)-of
SHORT, Billy ('62; '66)-lhp
SIEBERN, Norm ('64-'65)-1b
SIMMONS, Nelson ('87)-of
SINGLETON, Ken ('75-'84)-of
SISK, Doug ('88)-rhp
SKAGGS, Dave ('77-'80)-c
SLEATER, Lou ('58)-lhp
SMITH, Al ('63)-of
SMITH, Billy ('77-'79)-if
SMITH, Hal ('55-'56)-c
SMITH, Nate ('62)-rhp
SNELL, Nate ('84)-rhp
SNYDER, Russ ('78-'79; '82)-rhp
STANHOUSE, Don ('78-'79; '82)-rhp
STANICEK, Pete ('87)-2b
STARLETTE, Herm ('63-'65)-rhp
STEFERO, John ('83; '86)-c
STEPHENS, Gene ('60-'61)-of
STEPHENS, Vern ('54-'55)-3b
STEPHENSON, Earl ('77-'78)-lhp
STEWART, Sammy ('78-'85)-rhp
STILLMAN, Royle ('75-'76)-of
STOCK, Wes ('59-'64)-rhp
STODDARD, Tim ('78-'83)-rhp
STONE, Dean ('63)-lhp
STONE, Jeff ('88)-of
STONE, Steve ('79-'82)-rhp
STUART, Marlin ('54)-rhp
SUNDIN, Gordon ('56)-rhp
SWAGGERTY, Bill ('83-'86)-rhp

T

TASBY, Willie ('58-'60)-of
TAYLOR, Joe ('58-'59)-of
TEMPLE, John ('62)-2b
TETTLETON, Mickie ('88)-c
THOMAS, Valmy ('60)-c
THOMPSON, Bobby ('60)-of
THRONEBERRY, Marv ('61-'62)-1b
THURMOND, Mark ('88)-lhp
TIBBS, Jay ('88)-rhp
TORREZ, Mike ('75)-rhp
TRABER, Jim ('84; '86; '88)-1b-of
TRIANDOS, Gus ('55-'62)-c
TROUT, Paul "Dizzy" ('57)-rhp
TURLEY, Bob ('54)-rhp

U

UNDERWOOD, Tom ('84)-lhp

V

VALENTINE, Fred ('59; '63; '68)-of
VAN GORDER, Dave ('87)-c
VINEYARD, Dave ('64)-rhp
VIRGIL, Ozzie ('62)-3b

W

WAITKUS, Eddie ('54-'55)-1b
WALKER, Jerry ('57-'60)-rhp
WARD, Pete ('62)-3b-of
WARWICK, Carl ('65)-of
WASHINGTON, Ron ('87)-if, of
WATT, Ed ('66-'73)-rhp
WELCH, Don ('82)-rhp
WERLEY, George ('56)-rhp
WERTZ, Vic ('54)-1b
WESTLAKE, Wally ('85)-of
WIGGINS, Alan ('85-'87)-2b
WIGHT, Bill ('55-'57)-lhp
WILHELM, Hoyt ('58-'62)-rhp

ALL TIME ORIOLES ROSTER

WILLIAMS, Dallas ('81)-of
WILLIAMS, Dick ('56-'58; '61-'62)-of-1b
WILLIAMS, Earl ('73-'74)-c
WILLIAMSON, Mark ('87)-rhp
WILSON, Jim ('55-'56)-rhp
WOODLING, Gene ('55; '58-'60)-of
WORTHINGTON, Craig ('88)-if

YOUNG, Bobby ('54-'55)-2b
YOUNG, Mike ('82)-of

Z
ZUPO, Frank ('57-'58; '61)-c
ZUVERINK, George ('55-'59)-rhp

A total of 460 players have played for the Orioles during the 35 years the franchise has been in Baltimore. The list above contains only those who appeared for Orioles in at least one regular season game. Larry Doby for example, was on roster during winter of '57-'58 but was traded before season started. Johnny Pesky, Bruce Swango and others were with club during a season but did not appear in any games.

ORIOLES RAWLINGS GOLD GLOVE AWARD WINNERS

YEAR	PLAYER	YEAR	PLAYER	YEAR	PLAYER
1960	B. Robinson (3b)	1971	B. Robinson (3b)	1976	Belanger (ss)
1961	B. Robinson (3b)		Belanger (ss)		Grich (2b)
1962	B. Robinson (3b)		D. Johnson (2b)		Palmer (p)
1963	B. Robinson (3b)		Blair (of)	1977	Belanger (ss)
1964	B. Robinson (3b)	1972	B. Robinson (3b)		Palmer (p)
	Aparicio (ss)		Blair (of)	1978	Belanger (ss)
1965	B. Robinson (3b)	1973	B. Robinson (3b)		Palmer (p)
1966	B. Robinson (3b)		Belanger (ss)	1979	Palmer (p)
	Aparicio (ss)		Grich (2b)	1980	None
1967	B. Robinson (3b)		Blair (of)	1981	None
1968	B. Robinson (3b)	1974	B. Robinson (3b)	1982	Murray (1b)
1969	B. Robinson (3b)		Belanger (ss)	1983	Murray (1b)
	Belanger (ss)		Grich (2b)	1984	Murray (1b)
	D. Johnson (2b)	1975	Belanger (ss)	1985	None
	Blair (of)		Grich (2b)	1986	None
1970	B. Robinson (3b)		Blair (of)	1987	None
	D. Johnson (2b)		B. Robinson (3b)	1988	None
	Blair (of)				

NOTES: Though the Orioles have not won a Rawlings Gold Glove for the past 4 years, they bear the distinction of having won more such awards (48) than any other American League club since it all began in '57. Among major league teams, only the St. Louis Cardinals have won more (50 1/2).

Winners by club thru the years: Cardinals-50 1/2*, Orioles-48, Reds-40, Yankees-39, Tigers-34, Pirates-33, Phillies-32, Red Sox-31, White Sox-28, Dodgers-27, Twins-23, Cubs & Braves-21 each, Giants-17, Angels-15, Royals-14, Rangers & A's-13 each, Expos & Astros-12 each, Indians 10, Mets-9 1/2*, Brewers-9, Padres-7, Blue Jays-5, Mariners-3, Original Senators-1.

The Orioles during the 11-year period from '69 thru '79 won 33 Gold Gloves, including 4 each in '69, '71, '73, '74 & '75. During the 80's, Eddie Murray has been the Orioles' only winner. He earned three A.L. fielding awards, but none since '84.

A total of 8 Orioles have won multiple Gold Gloves. Leading that list is **Brooks Robinson** whose 16 tie him with **Jim Kaat** for most won by a single player (**Roberto Clemente** & **Willie Mays** are tied for 3rd with 12 each). Others: **Paul Blair** & **Mark Belanger**—8 each; **Jim Palmer** & **Bobby Grich**—4 each; **Dave Johnson** & **Murray**—3 each, and **Luis Aparicio**—2 (9 total).

The Gold Glove Awards were initiated in '57 by the Rawlings Sporting Goods Company to acknowledge individual defensive excellence by vote of managers and coaches in each league. Selection is based on a player's overall defensive ability, not simply on his fielding percentage.

***Keith Hernandez** played for both the Cardinals and Mets when he was chosen in '83.

BIRDS' BIGGEST DEAL

In November-December 1954 the Orioles and Yankees engineered a 17 player deal, one of the biggest in baseball history. General Manager Paul Richards sent the following players to New York: pitchers Mike Blyzka, Don Larsen and Bob Turley; catcher Darrell Johnson, first baseman Dick Kryhoski, shortstop Billy Hunter, and outfielders Ted del Guericco and Jim Fridley. . . . The Birds in turn acquired the contracts of: pitchers Harry Byrd, Jim McDonald and Bill Miller; catchers Hal Smith and Gus Triandos; second baseman Don Leppert, third baseman Kal Segrist, shortstop Willie Miranda and outfielder Gene Woodling.

LOUIS M. HATTER "MOST VALUABLE ORIOLE" AWARD

Cal Ripken and **Eddie Murray** were co-winners of the '88 **Louis M. Hatter "Most Valuable Oriole"** Award. . . . It was the second time they had tied in the voting for that distinction, having been dual winners also in '83. **Murray**, in what was to be his final year in an Orioles' uniform, was chosen for a record 7th time. For **Ripken**, it was his second such honor.

The MVO award, selected by vote of sportswriters and broadcasters who cover the team on a regular basis, has been presented by the Sports Boosters of Maryland annually since the franchise came from St. Louis in 1954. Last September, the Sports Boosters renamed the award in memory of **Lou Hatter**, the beloved dean of Baltimore baseball writers who covered the club with so much grace, humor and competence for 27 years. Lou passed away at the age of 68 last May.

Other multiple winners of the MVO, in addition to **Murray** and **Ripken**: **Brooks Robinson** (4); **Frank Robinson** and **Ken Singleton** (3 each); and **Stu Miller**, **Boog Powell**, and **Jim Palmer** (2 each).

Winners by position: Outfielders-13, 1st basemen-11, pitchers-7, 3rd basemen-4, shortstops-2, catchers and 2nd basemen-1 each.

The complete list:

1954—Chuck Diering (of)	1972—Jim Palmer (p)
1955—Dave Philley (of)	1973—Jim Palmer (p)
1956—Bob Nieman (of)	1974—Paul Blair (of) & Mike Cuellar (p)
1957—Billy Gardner (2b)	1975—Ken Singleton (of)
1958—Gus Triandos (c)	1976—Lee May (1b)
1959—Gene Woodling (of)	1977—Ken Singleton (of)
1960—Brooks Robinson (3b)	1978—Eddie Murray (1b)
1961—Jim Gentile (1b)	1979—Ken Singleton (of)
1962—Brooks Robinson (3b)	1980—Al Bumby (of)
1963—Stu Miller (p)	1981—Eddie Murray (1b)
1964—Brooks Robinson (3b)	1982—Eddie Murray (1b)
1965—Stu Miller (p)	1983—Eddie Murray (1b) & Cal Ripken (ss)
1966—Frank Robinson (of)	1984—Eddie Murray (1b)
1967—Frank Robinson (of)	1985—Eddie Murray (1b)
1968—Dave McNally (p)	1986—Don Aase (p)
1969—Boog Powell (1b)	1987—Larry Sheets (of)
1970—Boog Powell (1b)	1988—Eddie Murray (1b) & Cal Ripken (ss)
1971—Brooks Robinson (3b)	
& Frank Robinson (of)	

BIGGEST LIFETIME WINNERS/LOSER VS. O's

WINNERS: Though he has been retired for 21 years ('67), **Whitey Ford**, the Yankee Hall of Famer, still holds the distinction of having beaten the Orioles more than anyone else. He was 30-16 against the Birds.

Ford was one of 11 pitchers to have posted 20 or more lifetime wins against the O's in 34 Baltimore seasons. The others: "**Catfish**" **Hunter** (26-24), **Mickey Lolich** (25-19), **Billy Pierce** (23-11), **Early Wynn** and **Frank Sullivan** (both 21-8), **Jim Kaat** (21-21), **Earl Wilson** (20-9), **Luis Tiant** (20-22), **Jim Perry** (20-22) and **Camilo Pascual** (20-23).

Among currently active pitchers, the biggest winners against the O's are **Bert Blyleven** (18-14) and **Tommy John** (18-17) . . . **Frank Tanana** is 3rd (17-14).

LOSERS: **Hunter**, the 2nd biggest winner vs. Baltimore (26), is also the biggest lifetime loser (24) . . . At one time "**Catfish**" had a 23-16 lifetime record vs. the O's, but then lost 8 of his last 11 decisions against them from '76 thru '79.

There have been 4 other 20-game losers: **Tiant** and **Jim Perry** (22 each), **Fritz Peterson** (14-21), and **Kaat** (21) . . . Other big losers were **Lolich** (19), **Gaylord Perry** (12-19) and **Sam McDowell** (9-19) . . . From a percentage standpoint, **Jim Colborn**, formerly of Brewers, Royals and Mariners, with a .150 (3-17) and **Rudy May** at .167 (3-15) rank near the bottom of the list.

Others who've had little success against Baltimore include: **Geoff Zahn** (2-11), **Matt Keough** (1-8), **Milt Wilcox** (4-12), **Jim Beattie** (3-11) and **Mike Caldwell** (3-9).

Among actives, **John** is the biggest loser (17). Runners-up are **Blyleven** and **Tanana** (14 each).

MAJOR ORIOLES AWARD WINNERS

Most Valuable Player, A.L. (BBWAA): Brooks Robinson (1964), Frank Robinson (1966), Boog Powell (1970), Cal Ripken (1983).

Cy Young Award, A.L. (BBWAA): Mike Cuellar (1969, tied with Denny McLain), Jim Palmer (1973, 1975, 1976), Mike Flanagan (1979), Steve Stone (1980).

Manager of the Year, Major League (The Sporting News): Hank Bauer (1966), Earl Weaver (1977, 1979).

Manager of the Year, A.L. (Associated Press): Paul Richards (1960), Hank Bauer (1964, 1966), Earl Weaver (1973, 1977, 1979).

Manager of the Year, A.L. (United Press International): Earl Weaver (1979), Joe Altobelli (1983).

Rookie of the Year, A.L. (BBWAA): Ron Hansen (1960), Curt Blefary (1965), Al Bumbry (1973), Eddie Murray (1977), Cal Ripken (1982).

Rookie of the Year, A.L. (The Sporting News): Ron Hansen (1960), Curt Blefary (1965), Al Bumbry (1973), Cal Ripken (1982).

Rookie Pitcher of the Year, A.L. (The Sporting News): Wally Bunker (1964), Tom Phoebus (1967), Mike Boddicker (1983).

Player of the Year, A.L. (The Sporting News): Brooks Robinson (1964), Frank Robinson (1966), Cal Ripken (1983).

Pitcher of the Year, A.L. (The Sporting News): Chuck Estrada (1960), Jim Palmer (1973, 1975, 1976), Mike Flanagan (1979), Steve Stone (1980).

Player of the Year, Major League (The Sporting News): Frank Robinson (1966), Cal Ripken (1983).

Executive of the Year, Major League (The Sporting News): Harry Dalton (1970), Hank Peters (1979, 1983).

Executive of the Year, Major League (United Press International): Hank Peters (1979).

Roberto Clemente Award (Commissioner's Office): Presented annually to player "who best typifies the game of baseball, both on and off the field"—Brooks Robinson (1972), Ken Singleton (1982).

Joe Cronin Award (American League Office): Presented annually to an American League player for significant achievement—Jim Palmer (1976), Brooks Robinson (1977).

Most Valuable Player, World Series (Sport Magazine): Frank Robinson (1966), Brooks Robinson (1970), Rick Dempsey (1983).

Most Valuable Player, American League Championship Series: (A.L. Office/Chevrolet): Mike Boddicker (1983).

Most Valuable Player, All Star Game (Commissioner's Office): Now known as the Arch Ward Memorial Trophy—Billy O'Dell (1958), Brooks Robinson (1966), Frank Robinson (1971).

Jack Dunn Memorial Community Service Award: Elrod Hendricks (1987), Ken Singleton (1988).

TRIPLE PLAYS

The Orioles have been shut out in that department the last nine years. The Birds' last two triple plays ('78 & '79) were of the "around the horn" variety involving Doug DeCinces, Rich Dauer, and Eddie Murray. Brooks Robinson started the other three Orioles' "around the horn" triple plays.

Jun. 10, '79—at Bal.—Buddy Bell "gftp" . . . 5-4-3 (DeCinces, Dauer, Murray)
Sep. 9, '78—at Tor.—Rick Cerone "gftp" . . . 5-4-3 (DeCinces, Dauer, Murray)
Jun. 3, '77—at K.C.—John Wathan hit a sac fly to Pat Kelly in right. Fred Patek was caught off 1st and was out, Kelly to Mark Belanger to Billy Smith back to Belanger. Belanger then noticed Dave Nelson standing off 3rd base. He ran at him and tagged him out, completing the game-ending triple play and giving the O's a 7-6 win—9-6-4-6-6.
Sep. 29, '73—at Det.—Frank Howard "gftp" . . . 5-4-3 (B. Robinson, B. Grich, T. Crowley).
Jul. 7, '73—vs. Oak. at Bal.—Gene Tenace "gftp" . . . 5-4-3 (B. Robinson, B. Grich, E. Cabell).
Aug. 6, '69—vs. K.C. at Bal.—Eliseo Rodriguez "gftp" . . . 5-4-3 (B. Robinson, D. Johnson, B. Powell).
Apr. 9, '59—at Was.—Ed Fitzgerald line drive . . . 3-6-3 (Boyd, Carrasquel, Boyd).
Aug. 3, '55—vs. K.C. at Bal.—Art Ceccarelli "gftp," then runner was thrown out at home . . . 3-6-2 (G. Triandos, W. Miranda, H. Smith).

The Orioles have hit into 13 triple plays in 34 seasons, the last victim being Gary Roenicke against Oakland at Baltimore on May 7, '79. He grounded to third baseman Wayne Gross, who started an "around the horn" 5-4-3 triple play, the first executed against the Orioles since 1972. On four of the 13 occasions that Birds' opponents have completed triple plays, Brooks Robinson has been the batter. Brooks grounded into one, lined into another, and two were "gftp's," with a runner then being thrown out between third and home.

WON-LOST RECORDS vs. EACH OPPONENT 1954-1988

CLUB	HOME			AWAY			TOTAL		
	W	L	PCT	W	L	PCT	W	L	PCT
Boston	150	148	.503	131	163	.446	281	311	.475
California	115	73	.612	98	94	.510	213	167	.561
Chicago	157	107	.595	125	138	.475	282	245	.535
Cleveland	155	140	.525	140	158	.470	295	298	.497
Detroit	156	143	.522	149	152	.495	305	295	.508
Kansas City	71	46	.607	54	61	.470	125	107	.539
Milwaukee ¹	87	49	.640	79	61	.564	166	110	.601
Minnesota ²	153	111	.580	139	125	.527	292	236	.553
New York	155	142	.522	139	159	.466	294	301	.494
Oakland ³	153	107	.588	149	122	.550	302	229	.569
Seattle	43	24	.642	40	27	.597	83	51	.619
Texas ⁴	123	70	.637	127	68	.651	250	138	.644
Toronto	49	28	.636	35	41	.461	84	69	.549
Totals	1567	1188	.569	1405	1369	.506	2972	2557	.538

5376 Games*

Tie Games: O's have played 9 ties (one in '82 and 8 others between '55 and '64) . . . Most were Baltimore curfew related . . . Those curfews, which prohibited starting an inning after 11:59 p.m. six nights a week and required the immediate suspension of play at 11:59 p.m. on Saturdays, are no longer in effect.

Ties were played against: Chicago-4, Kansas City A's-2, Milwaukee-1, New York-1, Oakland-1.

Legend: 1-includes Seattle '69 . . . 2-includes Washington '54-'60 . . . 3-includes Philadelphia '54 & Kansas City '55-'67 . . . 4-includes Washington '61-'71.

ORIOLES WON-LOST RECORDS IN DIFFERENT BALLPARKS

CALIFORNIA . . . Wrigley Field, L.A. (6-4, '61) . . . Dodger Stadium (15-20, '62 thru '65) . . . Anaheim Stadium (77-70, '66 thru '88, not including 1-1 in '79 ALCS).

CHICAGO Comiskey Park (123-138, '54 thru '88, not including 2-0 in '83 ALCS) . . . Milwaukee County Stadium (2-0, 5/28/68 & 9/1/69).

KANSAS CITY . . . Municipal Stadium vs. both A's & Royals (91-62, '54 thru '67, '69 thru '72), vs. Royals only (17-7, '69 thru '72) . . . Royals Stadium (37-54, '73 thru '88).

MILWAUKEE . . . County Stadium (74-60, '70 thru '88, not including 2-0 vs. Chicago at Milwaukee on 5/28/68 & 9/1/69).

MINNESOTA . . . Metropolitan Stadium, Bloomington (77-68, '61 thru '81, not including 3-0 in '69 & '70 ALCS) . . . Hubert H. Humphrey Metrodome (18-24, '82 thru '88).

NEW YORK Yankee Stadium (130-150, '54 thru '73, and '76 thru '88) . . . New Yankee Stadium (39-50, '76 thru '88) . . . Shea Stadium (9-9, '74 thru '75, not including 0-3 in '69 WS vs. Mets).

OAKLAND Oakland-Alameda County Coliseum (73-58, '68 thru '88, not including 3-3 in '71, '73 & '74 ALCS).

PHILADELPHIA . . . Connie Mack Stadium (2-9, '54).

SEATTLE Sicks' Stadium (5-1, '69) . . . Kingdome (40-27, '77 thru '88).

TEXAS Arlington Stadium (62-35, '72 thru '88).

TORONTO Exhibition Stadium (35-41, '77 thru '88).

WASHINGTON . . . Griffith Stadium vs. both D.C. franchises (51-34, '51 thru '61) . . . Robert F. Kennedy Stadium (65-33, '62 thru '71) . . . Note: Orioles had combined overall record of 224-126, .640 vs. the two Washington franchises (home & away).

ORIOLES WON-LOST RECORDS vs. MULTI-CITY FRANCHISES

CALIFORNIA Los Angeles (49-41, '61 thru '65) . . . Anaheim (164-126, '66 thru '88, not including 3-1 in '79 ALCS).

MILWAUKEE Seattle (9-3, '69) . . . Brewers (157-107, '70 thru '88).

MINNESOTA Washington (Griffith Stadium) Senators (89-65, '54 thru '60) . . . Twins (203-171, '61 thru '88, not including 6-0 in '69 & '70 ALCS).

OAKLAND Philadelphia A's (10-12, '54) . . . Kansas City A's (151-104, '55 thru '67) . . . Oakland A's (141-113, '68 thru '88, not including 6-6 in '71, '73, '74 ALCS).

TEXAS Washington (Expansion) Senators (135-61, '61 thru '71) . . . Rangers (115-77, '72 thru '88).

18 STRAIGHT WINNING SEASONS

The O's string of 18 consecutive winning seasons ('68 thru '85) was the 2nd longest in baseball history. The Yankees' 39 year string ('26 thru '64) represents the major league record.

ORIOLES DAY-BY-DAY RECORD - 1988

ORIOLES DAY-BY-DAY RECORD - 1988

Game No.	Opp.	Score	W/L	Pitchers of Record	Opponent	Date	Team Rec.	Pos. G.B.	Daily	Alt. Date	Cum.	Game No.	Opp.	Score	W/L	Pitchers of Record	Opponent	Date	Team Rec.	Pos. G.B.	Daily	Alt. Date	Cum.		
1	MIL	0-12	L	Boddicker (0-1)	HIGUERA (1-0)	4/4	0-1	57	1	52,390	1	83	81	CHI	1-5	L	Tim Lincecum (3-5)	M. PEREZ (7-5)	7/4	24-57	7	26	16,457	45	967,087
2	MIL	1-3	L	Morgan (0-1)	BOSIO (1-0)	4/6	0-2	7	2	13,487	2	83	82	CHI	5-1	W	BAUTISTA (4-6)	LaPointe (6-9)	7/5	25-57	7	26	9,920	46	977,007
3	Cle	0-3	L	Thurmond (0-1)	BAILES (1-0)	4/8	0-3	7	3	53,738	1	83	83	CHI	1-4	L	Boddicker (4-11)	McDOWELL (5-4)	7/6	25-58	7	26	10,080	47	987,087
4	Cle	1-12	L	Boddicker (0-2)	CANDIOTTI (1-0)	4/9	0-4	7	4	16,401	2	85	84	TEX	6-0	W	PERAZA (2-3)	Kilgus (7-8)	7/7	26-58	7	26	22,255	36	816,123
5	Cle	3-6	L	McGregor (0-1)	YETT (1-0)	4/10	0-5	7	5	19,560	3	85	85	TEX	5-8	L	Ballard (4-6)	GUZMAN (9-6)	7/8	26-59	7	26	22,612	37	838,735
6	Cle	2-7	L	Morgan (0-2)	SWINDELL (2-0)	4/11	0-6	7	5 1/2	5,816	4	86	86	TEX	4-1	W	TIBBS (4-5)	Houghs (8-9)	7/9	27-59	7	26	21,661	38	860,396
7	K.C.	1-6	L	Peraza (0-1)	GUBICZA (2-0)	4/12	0-7	7	6	11,180	3	87	87	TEX	2-1	W	BAUTISTA (5-6)	Wet (0-6)	7/10	28-59	7	25	25,023	39	885,419
8	K.C.	3-9	L	Thurmond (0-3)	BANNISTER (2-0)	4/13	0-8	7	7	12,027	4	88	88	MIN	7-1	W	BODDICKER (5-11)	Byllevens (7-8)	7/14	29-59	—	—	—	—	914,997
9	K.C.	3-4	L	Boddicker (0-3)	SWINDELL (2-1)	4/14	0-9	7	8	13,005	5	89	89	MIN	2-8	L	Tibbs (4-6)	ANDERSON (6-6)	7/14	29-60	7	25	29,579	40	941,772
10	CLE	2-3	L	McGregor (0-2)	YETT (2-0)	4/15	0-10	7	9	13,215	6	90	90	MIN	2-4	L	Ballard (4-7)	LEA (6-4)	7/15	29-61	7	24 1/2	26,775	41	947,772
11	CLE	0-1 (11)	L	Schmidt (0-1)	SWINDELL (2-2)	4/16	0-11	7	9 1/2	13,625	7	91	91	MIN	3-4	L	Peraza (2-4)	TOLIVER (1-1)	7/15	29-62	7	25 1/2	28,938	42	970,710
12	CLE	1-4	L	Peraza (0-2)	FARRELL (2-0)	4/17	0-12	7	10 1/2	20,837	8	92	92	MIN	2-7	W	Bautista (5-7)	VIOLA (15-2)	7/16	29-63	7	25 1/2	22,248	43	992,558
13	Mil	5-9	L	Thurmond (0-3)	NIEVES (1-2)	4/19	0-13	7	10 1/2	7,414	5	93	93	CHI	6-4	W	BODDICKER (6-11)	Reuss (6-7)	7/19	30-63	—	—	17,610	44	1,010,568
14	Mil	6-8	L	Boddicker (0-4)	WEGMAN (1-2)	4/20	0-14	7	11 1/2	7,284	6	94	94	CHI	0-2	L	Tibbs (4-7)	LONG (4-4)	7/19	30-64	7	25 1/2	—	—	—
15	Mil	1-7	L	McGregor (0-3)	BOSIO (3-1)	4/21	0-15	7	12	7,749	7	95	95	MIN	1-6	L	Ballard (4-8)	VIOLA (16-2)	7/22	30-65	7	26	52,286	46	1,039,373
16	K.C.	1-13	L	Morgan (0-3)	POWER (1-0)	4/22	0-16	7	12 1/2	34,482	8	96	96	MIN	1-8	W	MORGAN (1-5)	Byllevens (7-10)	7/22	31-65	7	25	43,927	49	1,083,300
17	K.C.	3-4	L	Thurmond (0-4)	SABERHAGEN (2-2)	4/23	0-17	7	13 1/2	23,564	9	97	97	MIN	1-6	L	Boddicker (6-12)	ANDERSON (7-7)	7/24	31-66	7	25	38,008	50	1,121,308
18	K.C.	1-3	L	Thurmond (0-5)	VIOLA (2-1)	4/24	0-18	7	14 1/2	25,526	10	98	98	Cle	2-12	L	Tibbs (4-8)	FARRELL (11-6)	7/26	31-67	7	26 1/2	17,864	51	1,139,172
19	Min	2-4	L	Morgan (0-4)	BERENGUER (3-2)	4/25	0-19	7	15	21,172	11	99	99	Cle	5-2	W	PERAZA (3-4)	CANDIOTTI (8-8)	7/27	31-68	7	27 1/2	20,445	52	1,159,617
20	Min	6-7	L	Schmidt (0-1)	A. ANDERSON (1-0)	4/26	0-20	7	16	17,757	12	100	100	Cle	2-12	L	Ballard (4-9)	BAILES (7-10)	7/28	31-69	7	27 1/2	14,806	53	1,174,425
21	Min	2-4	L	Boddicker (0-5)	McDOWELL (2-0)	4/27	0-21	7	16	23,006	13	101	101	K.C.	2-6	L	Tibbs (4-9)	POWER (5-4)	7/29	32-69	7	27 1/2	24,795	54	1,203,363
22	Chi	9-0	W	WILLIAMSON (1-0)	McDOWELL (2-1)	4/28	0-22	7	16 1/2	14,059	14	102	102	K.C.	2-6	L	Tibbs (4-9)	LEBRANDT (6-11)	7/30	32-70	7	28 1/2	38,540	55	1,217,127
23	Chi	1-4	L	Thurmond (0-5)	McDOWELL (2-2)	4/29	0-23	7	17 1/2	16,078	15	103	103	K.C.	1-4	L	Ballard (5-0)	BAILES (7-11)	8/2	33-71	7	29	15,983	48	1,111,581
24	Chi	3-7	L	Morgan (0-5)	GUZMAN (3-2)	4/30	0-24	7	18	12,398	16	104	104	CLE	5-0	W	BALLARD (5-9)	Rodriguez (1-2)	8/3	34-71	7	28	15,546	49	1,127,127
25	TEX	9-4	W	TIBBS (1-0)	HAYWARD (1-0)	5/1	0-25	7	18 1/2	11,507	17	105	105	CLE	5-0	W	SCHMIDT (4-3)	Swindle (12-10)	8/4	35-71	7	28	21,543	50	1,146,670
26	TEX	2-4	L	Boddicker (0-6)	McDOWELL (2-3)	5/2	0-26	7	19	50,402	18	106	106	CLE	5-0	W	SCHMIDT (4-3)	Higuera (7-5)	8/5	36-71	7	29	17,775	51	1,166,445
27	MIN	4-3 (11)	W	SCHMIDT (1-1)	McDOWELL (2-4)	5/3	0-27	7	19 1/2	10,217	19	107	107	MIL	4-1	W	BAUTISTA (6-9)	Augus (8-8)	8/6	36-72	7	29	20,171	52	1,186,616
28	CHI	7-11	L	Bautista (0-1)	McDOWELL (2-5)	5/4	0-28	7	19 1/2	12,325	20	108	108	MIL	1-3	L	Ballard (5-1)	Filer (5-5)	8/7	37-73	7	29	22,211	53	1,208,827
29	CHI	6-5 (10)	L	Boddicker (0-7)	McDOWELL (2-6)	5/5	0-29	7	20	15,846	21	109	109	MIL	2-7	W	PERAZA (4-4)	Birkbeck (7-5)	8/8	37-74	7	29 1/2	24,005	54	1,198,430
30	CHI	0-3	L	Boddicker (0-8)	McDOWELL (2-7)	5/6	0-30	7	20 1/2	19,521	22	110	110	MIL	2-7	W	PERAZA (4-4)	Sanchez (11-1)	8/9	37-75	7	30 1/2	28,579	55	1,227,009
31	Chi	5-13	L	Thurmond (0-6)	McDOWELL (2-8)	5/7	0-31	7	21	12,757	23	111	111	K.C.	4-5	L	Niedenfuhr (1-2)	MONTGOMERY (4-2)	8/10	37-76	7	31	33,920	56	1,260,929
32	Tex	0-8	L	Williams (0-1)	McDOWELL (2-9)	5/8	0-32	7	21 1/2	17,869	24	112	112	K.C.	4-5	L	Niedenfuhr (1-3)	MONTGOMERY (5-2)	8/11	37-77	7	31	30,181	57	1,291,110
33	Tex	1-2	L	Bautista (0-2)	McDOWELL (2-10)	5/9	0-33	7	22	12,027	25	113	113	K.C.	5-6 (12)	L	Niedenfuhr (1-4)	MONTGOMERY (6-1)	8/12	37-78	7	31	34,782	58	1,325,892
34	OAK	4-1	W	TIBBS (2-0)	McDOWELL (2-11)	5/10	0-34	7	22 1/2	12,027	26	114	114	Mil	3-8	L	Peraza (5-5)	Birkbeck (8-5)	8/13	37-79	7	30	31,567	59	1,357,459
35	OAK	0-8	L	Boddicker (0-8)	McDOWELL (2-12)	5/11	0-35	7	23	9,964	27	115	115	Mil	5-0	W	Ballard (6-10)	Filer (5-6)	8/14	38-77	7	30	19,088	60	1,376,547
36	OAK	4-7	L	Williams (0-2)	McDOWELL (2-13)	5/12	0-36	7	23 1/2	17,869	28	116	116	Mil	1-4	L	SCHMIDT (5-11)	HIGUERA (9-8)	8/15	39-78	7	30	22,239	61	1,391,066
37	CAL	8-7	W	TIBBS (2-1)	McDOWELL (2-14)	5/13	0-37	7	24	20,336	29	117	117	Mil	1-4	L	Ballard (6-11)	DAVIS (12-4)	8/16	39-79	7	30	22,239	62	1,413,683
38	CAL	1-2 (10)	L	Schmidt (1-2)	McDOWELL (2-15)	5/14	0-38	7	24 1/2	17,869	30	118	118	OAK	3-6	L	Tibbs (4-10)	WITTE (7-11)	8/17	39-80	7	30	22,239	63	1,436,274
39	CAL	6-9	W	Bautista (1-2)	McDOWELL (2-16)	5/15	0-39	7	25	29,664	31	119	119	OAK	4-10	W	Ballard (6-12)	Walters (14-7)	8/18	40-80	7	30	27,723	64	1,461,916
40	SEA	2-3	L	Williams (0-3)	McDOWELL (2-17)	5/16	0-40	7	25 1/2	14,109	32	120	120	OAK	10-1	W	BALLARD (7-10)	Wet (9-12)	8/19	41-80	7	30	25,009	65	1,301,925
41	SEA	3-1	W	Bautista (1-3)	McDOWELL (2-18)	5/17	0-41	7	26	18,409	33	121	121	CAL	3-1	W	SCHMIDT (6-3)	Minton (3-3)	8/20	42-80	7	30	17,092	66	1,319,017
42	SEA	7-2	W	Bautista (1-4)	McDOWELL (2-19)	5/18	0-42	7	26 1/2	13,142	34	122	122	CAL	3-1	W	WILLIAMSON (2-5)	FRASER (10-10)	8/21	42-81	7	31	26,052	67	1,345,069
43	Oak	7-3	W	BODDICKER (1-8)	McDOWELL (2-20)	5/19	0-43	7	27	19,079	35	123	123	CAL	3-1	W	WILLIAMSON (2-5)	FRASER (10-10)	8/22	42-82	7	31	15,036	68	1,360,105
44	Oak	0-6	L	Williams (0-4)	McDOWELL (2-21)	5/20	0-44	7	27 1/2	20,079	36	124	124	SEA	3-7	L	Peraza (5-6)	WILKINSON (1-2)	8/23	42-83	7	31	15,036	69	1,375,716
45	Oak	1-8	L	Williams (0-5)	McDOWELL (2-22)	5/21	0-45	7	28	16,807	37	125	125	SEA	4-3 (12)	L	WILLIAMSON (3-5)	Scurry (4-6)	8/24	44-82	7	29	15,611	70	1,375,716
46	Cal	0-5	L	Boddicker (2-9)	McDOWELL (2-23)	5/22	0-46	7	28 1/2	20,079	38	126	126	SEA	4-3 (12)	L	WILLIAMSON (3-5)	Scurry (4-6)	8/25	44-83	7	30	22,136	71	1,398,683
47	Cal	0-5	L	Boddicker (2-9)	McDOWELL (2-24)	5/23	0-47	7	29	20,079	39	127	127	SEA	4-3 (12)	L	WILLIAMSON (3-5)	Scurry (4-6)	8/26	44-84	7	30	33,660	72	1,432,343
48	Cal	0-5	L	Boddicker (2-9)	McDOWELL (2-25)	5/24	0-48	7	29 1/2	20,079	40	128	128	SEA	4-3 (12)	L	WILLIAMSON (3-5)	Scurry (4-6)	8/27	45-84	7	29	21,090	73	1,453,433
49	Sea	1-4	L	Tibbs (2-2)	McDOWELL (2-26)	5/25	0-49	7	30	20,079	41	129	129	SEA	4-3 (12)	L	WILLIAMSON (3-5)	Scurry (4-6)	8/28	45-85	7	29	21,974	74	1,475,407
50	Sea	12-5	W	Bautista (1-5)	McDOWELL (2-27)	5/26	0-50	7	30 1/2	20,079	42	130	130	SEA	4-3 (12)	L	WILLIAMSON (3-5)	Scurry (4-6)	8/29	46-85	7	28	22,867	75	1,498,274
51	Sea	3-4	L	Bautista (1-6)	McDOWELL (2-28)	5/27	0-51	7	31	20,079	43	131	131	SEA	4-3 (12)	L	WILLIAMSON (3-5)	Scurry (4-6)	8/30	46-86	7	28	21,921	76	1,520,195
52	N.Y.	0-4	L	Bautista (1-7)	McDOWELL (2-29)	5/28	0-52	7	31 1/2	20,079	44	132	132	SEA	4-3 (12)	L	WILLIAMSON (3-5)	Scurry (4-6)	8/31	46-87	7	27 1/2	7,411	67	1,527,606
53	N.Y.	7-14	W	Tibbs (2-3)	McDOWELL (2-30)	5/29	0-53	7	32	20,079	45	133	133	SEA	4-3 (12)	L	WILLIAMSON (3-5)								

ORIOLES 1988 FIELDING

	PCT.	G	PO	A	E	TC	DP
1st Base	1.000	4	38	2	0	40	1
Schu	1.000	3	20	0	0	23	3
Sheets	1.000	1	2	0	0	2	0
Gonzales	.990	57	459	58	11	522	51
Traber	.989	103	867	106	16	984	101
Murray							
Totals	.989	—	1386	169	12	761	110
2nd Base	.984	149	309	440	1	47	6
B. Ripken	.979	14	17	29	2	43	5
Gonzales	.953	16	21	20	15	851	121
Stanicek							
Totals	.982	—	347	489	1	0	0
3rd Base	1.000	2	1	0	0	205	19
B. Ripken	.966	80	45	153	3	76	4
Gonzales	.961	26	20	53	1	19	1
Worthington	.947	8	5	13	11	175	7
Rowdon	.937	72	56	108	22	476	31
Schu							
Totals	.954	—	127	327	0	4	1
Shortstop	1.000	2	1	3	0	785	119
Gonzales	.973	161	284	480	21	789	120
C. Ripken							
Totals	.973	—	285	483	21	789	120
Outfield	1.000	10	16	1	0	17	1
B. Davis	1.000	12	15	0	0	15	0
Landrum	1.000	3	3	0	0	3	0
Nichols	1.000	2	2	1	0	1	0
Dwyer	1.000	5	1	0	0	1	0
Rowdon	1.000	1	216	1	2	219	2
Gonzales	.991	83	128	4	2	160	0
Lynn	.985	65	156	1	3	239	2
Stanicek	.981	49	228	6	5	200	1
Anderson	.979	117	192	3	5	152	0
Orsulak	.975	93	139	9	4	65	2
Gerhart	.974	76	59	4	2	27	1
Sheets	.969	31	23	3	1	24	0
Hughes	.963	21	22	1	1		
Stone	.958	11					
Traber							
Totals	.980	—	1205	35	25	1265	9
Catcher	.994	79	332	23	3	357	3
Kennedy	.992	80	361	31	1	395	1
Tettleton	.987	13	66	12	6	79	2
Nichols							
Totals	.993	—	759	66	6	831	6
Pitcher	1.000	30	17	18	0	35	0
Tibbs	1.000	25	9	13	0	22	3
Ballard	1.000	22	9	9	0	18	1
Morgan	1.000	3	4	3	0	7	0
Milacki	1.000	4	1	5	0	6	0
McGregor	1.000	7	5	1	0	5	1
Habyan	1.000	35	2	3	0	4	0
Aase	1.000	2	2	2	0	3	0
Harnisch	1.000	10	1	2	0	1	0
Olson	1.000	2	0	1	0	1	2
Dillard	.974	41	18	20	1	39	3
Schmidt	.974	33	27	11	1	24	0
Bautista	.958	37	9	14	2	29	0
Williamson	.931	21	12	8	1	12	0
Boddicker	.917	43	3	16	3	28	1
Thurmond	.893	52	9	5	1	9	1
Sisk	.889	52	3	11	3	22	1
Niedenfuor	.864	19	8	0	1	1	0
Peraza	.000	4	0	0	0	0	0
Schilling	.000	4	0	0	0	0	0
Scherrer	.000	2	0	0	0	0	0
Noles							
Totals	.955	—	139	157	14	310	22
Club Totals	.980	161	4248	1726	119	6093	172

1988 CLUB STATISTICS

	WON	LOST	PCT.	WON	LOST	PCT.
Home Games	34	46	.425	Starters	37	89
Away Games	20	61	.247	Relievers	17	18
vs. Eastern Division	25	53	.321	Longest Streaks	4	21
vs. Western Division	29	54	.349			
Day Games	9	30	.231	Errors	119	9
Night Games	45	77	.369	Double Plays	172	17
Shutouts-Individual	2	6	.250	Complete Games	20	2
Shutouts-Total	7	14	.385	Stolen Bases	69	13
One-Run Games	15	24	.385	Caught Stealing	44	5
Two-Run Games	11	16	.407	Doubles	199	27
Extra Innings	7	4	.636	Triples	20	3
vs. RH starters	34	68	.333	Homers-Home	70	7
vs. LH starters	20	39	.339	Homers-Road	67	7
Doubleheaders	1	2		Homers-Total	137	15
Split	3			Left on Base	1092	110

ORIOLES 1988 BATTING

BATTER	AVG	G	AB	R	H	2B	3B	HR	RBI	GW	SH	SB	BB	IB	SO	CS	SLG	OBP
Anderson	.198	53	177	17	35	8	1	1	9	1	7	0	0	0	8	1	2.280	.240
Davis	.240	13	25	2	6	1	0	0	0	0	0	0	0	0	0	0	2.260	.263
Dwyer	.226	35	53	3	12	0	0	0	3	2	0	1	0	12	3	11	0	.226
Gerhart	.195	103	262	27	51	10	1	9	23	3	2	4	2	21	0	57	7	.344
Gonzales	.215	92	237	13	51	6	0	2	15	0	5	2	3	13	0	32	2	.266
Hughes	.194	41	108	10	21	4	2	2	14	1	0	2	0	16	1	27	1	.324
Kennedy	.226	85	265	20	60	10	0	3	16	0	2	2	1	15	0	53	0	.298
Landrum	.125	13	24	2	3	0	1	0	2	0	0	0	0	4	0	6	0	.208
Lynn	.252	87	301	37	76	13	1	18	37	4	1	4	0	28	1	66	2	.482
Murray	.284	161	603	75	171	27	2	28	84	8	0	3	0	3	0	10	0	.474
Nichols	.191	18	47	2	9	1	0	0	1	0	1	0	0	3	0	10	0	.213
Orsulak	.288	125	379	48	109	21	3	8	27	4	8	3	3	3	23	30	9	.422
B. Ripken	.207	150	512	52	106	18	1	2	34	2	6	3	5	33	0	63	8	.258
C. Ripken	.264	161	575	87	152	25	1	23	81	7	0	10	2	102	7	69	2	.431
Rowdon	.100	20	30	1	3	0	0	0	0	0	0	0	0	0	6	1	1	.100
Schu	.256	89	270	22	69	9	4	4	20	0	0	0	3	21	0	49	6	.363
Sheets	.230	136	452	38	104	19	1	10	47	5	0	4	6	42	4	72	1	.343
Stanicek	.230	83	261	29	60	7	1	4	17	2	5	1	4	28	0	45	12	.310
Stone	.164	26	61	4	10	1	0	0	1	0	1	0	0	4	0	11	4	.180
Tettleton	.261	86	283	31	74	11	1	11	37	3	1	2	2	28	2	70	0	.424
Traber	.222	103	352	25	78	6	0	10	45	6	1	3	1	19	3	42	1	.324
Worthington	.185	26	81	5	15	2	0	4	0	0	0	0	0	9	0	24	1	.284
Totals	.238	161	5358	550	1275	199	20	137	517	48	40	45	32	504	31	869	69	.440
Opponents	.274	161	5491	789	1506	276	33	153	739	99	39	45	43	523	48	709	136	.420
DH	.245	161	583	57	143	15	1	21	73	7	0	5	6	70	7	96	3	.383
PH	.195	92	128	5	25	4	0	1	12	2	0	3	0	18	2	34	1	.250
Murray	L .313	390	122	18	2	21	60	6	0	1	0	57	7	46	—	—	10	.531
Murray	R .230	213	49	9	0	7	24	2	0	2	0	18	1	32	—	—	10	.371
Stanicek	L .222	117	26	4	1	0	8	1	2	0	2	14	0	19	—	—	4	.274
Stanicek	R .236	144	34	3	0	4	9	1	3	1	2	14	0	26	—	—	5	.340
Tettleton	L .272	136	37	7	1	2	13	0	1	0	1	15	0	35	—	—	5	.382
Tettleton	R .252	147	37	4	0	9	24	3	0	2	1	13	2	35	—	—	4	.463

PITCHING

PITCHER		W-L	ERA	G	GS	CG	SHO	SV	IP	H	R	ER	HR	HB	BB	IB	SO	WP									
Aase	R	0-0	4.05	35	0	0	0	0	46.2	40	22	21	4	0	37	5	28	1									
Ballard	L	8-12	4.40	25	25	6	1	0	153.1	167	83	75	15	6	42	2	41	2									
Bautista	R	6-15	4.30	33	25	3	0	0	171.2	171	86	82	21	7	45	3	76	4									
Boddicker	R	6-12	3.86	21	21	4	0	0	147.0	149	72	63	14	11	51	5	100	3									
Dillard	L	0-0	6.00	2	1	0	0	0	3.0	3	2	2	1	0	4	0	2	0									
Habyan	R	1-0	4.30	7	0	0	0	0	14.2	22	10	7	2	0	4	0	4	1									
Harnisch	R	0-2	5.54	2	2	0	0	0	13.0	13	8	8	1	0	9	1	10	1									
McGregor	L	0-3	8.83	4	4	0	0	0	17.1	27	18	17	3	0	7	0	10	0									
Milacki	R	2-0	0.72	3	3	1	1	0	25.0	9	2	2	1	0	9	0	18	0									
Morgan	R	1-6	5.43	22	10	2	0	1	71.1	70	45	43	6	1	23	1	29	5									
Niedenfuor	R	3-4	3.51	52	0	0	0	18	59.0	59	23	23	8	2	19	3	40	0									
Noles	R	0-2	24.30	2	2	0	0	0	3.1	11	10	9	2	1	0	0	1	0									
Olson	R	1-1	3.27	10	0	0	0	0	11.0	10	4	4	1	0	10	1	9	0									
Peraza	R	5-7	5.55	19	15	1	0	0	86.0	98	62	53	10	2	37	2	61	4									
Scherrer	L	0-1	13.50	4	0	0	0	0	4.0	8	6	6	2	0	3	0	3	0									
Schilling	R	0-3	9.82	4	0	0	0	0	14.2	22	19	16	3	3	38	5	27	3									
Schmidt	R	8-5	3.40	41	9	0	0	0	94.1	109	43	39	3	2	45	6	66	3									
Sisk	R	3-3	3.72	52	6	0	0	3	74.2	80	43	38	10	2	27	3	29	0									
Thurmond	L	1-8	4.58	43	0	0	0	0	158.2	184	103	95	18	3	63	2	82	8									
Tibbs	R	4-15	5.39	30	24	1	0	0	158.2	185	70	64	14	2	40	8	69	5									
Williamson	R	5-8	4.90	37	10	2	0	2	117.2	124	70	64	14	2	48	70	79	42									
Totals		54-107	4.55	61	161	20	7	26	1416.0	1506	789	716	153	43	523	48	709	42									
										Milacki (NY)									Williamson-Schmidt (Chi.)								

ORIOLES 1988 SEASON SUMMARY

Final Overall Record 54-107

Seventh in A.L. Eastern Division, 34 1/2 games behind first place Boston.
Home: 34-46 **Road:** 20-61 **Vs. East:** 25-53 **Vs. West:** 29-54

Soothed considerably by the undying loyalty of their fans, the promise of a new state-of-the-art baseball-only ballpark and a new philosophical direction of the front office, the '88 Orioles suffered through what could only be called the most painful season in the club's 35-year history. And it was a hurt that went far beyond their club-record 107 losses, most by a major league club this decade, and the now infamous season-opening 21-game losing streak.

Midway through the season, the Orioles were stunned twice by tragedy. On August 13, Orioles **Chairman** and **President Edward Bennett Williams** passed away after a long and courageous fight against cancer. As owner of the club since '79, Williams gave the fans what no one before had given them—a lengthy formal commitment to keep the Orioles in Baltimore. A little more than a month prior to Williams' death, the Orioles lost their beloved trainer **Ralph Salvo** due to complications following heart surgery.

To a large extent, it was the fans that buoyed the '88 season. The Orioles' final home attendance mark of 1,660,738 was the 4th best in baseball history for a team with 100 losses. This from fans who didn't see a win at Memorial Stadium until a month into the season, May 2, a night when 50,402 fans filled the park to welcome the Orioles back off a road trip which had finished off a 1-21 April, the worst month in modern major league history.

It was that night, in a dramatic pre-game announcement, **Governor William Donald Schaefer** electrified the throng at Memorial Stadium when he announced that **Edward Bennett Williams** and the Maryland Stadium Authority had agreed on a 15-year lease for a new ballpark. Construction, he said, was to begin perhaps in time for the Orioles to begin playing at the Camden Yards site in '92.

On the field, too, a building process was about to begin. From the beginning of May extending thru the day after the season, the Orioles traded or released six players 30 years of age or older. The average age of the club went from 29 years in April to 26 in October. Orioles' number one draft pick last June, **Gregg Olson**, and other recent draft picks, **Pete Harnisch** and **Bob Milacki**, all made their major league pitching debuts for the Orioles in September and caused a stir. They were a combined 3-2 (2.57, IP-49, ER-14).

Orioles' management began a series of acts that would clearly demonstrate that the organization was changing direction: a hard-line evaluation of all minor league scouts that would lead to numerous changes; added personnel in the Orioles' player development office; a new, modern spring training site for the O's minor leaguers; beefed up in-season training facilities for the major league club; the signing of 17 of the Orioles' top 20 draft choices, the addition of their first-ever conditioning coach, and the signing of **Cal Ripken Jr.** to a three-year contract on July 27.

There was still the matter of the '88 season. "The streak," 21 straight losses to open the season, was eight games worse than any other start in major league history ('04 Senators and '20 Tigers both lost their first 13) and the 2nd longest overall losing streak (only the '61 Phillies, who lost 23 straight, have had a longer slide).

The O's 40-game record of 6-34 was the worst in major league history. Except for two stretches (34 games between June 6-July 14 and 38 games between Aug. 2-Sept. 11) when they played .500 ball, it didn't get a lot better. The Orioles were 54-86 (.386) after "the streak" and were able to win as many as four in a row only once. Their 20 road wins were the fewest by an A.L. team since the '52 Tigers won only 18.

The club record 107 losses were the most in the majors since '79 (Toronto-109 and Oakland-108) and placed them tied for 10th all-time for most losses in the A.L. (tied with St. Louis '10-'11, Boston '26, and Toronto '77). The Orioles finished last in the A.L. East for the 2nd time in the last three seasons, and their 34 1/2-game deficit was the 3rd largest in club history behind '55 (39) and '54 (57).

ARTIFICIAL SURFACE: The Orioles were 5-20 (.200) in the A.L. ballparks with artificial turf and 3 of those wins came at Seattle (3-3) . . . O's were 0-6 at Kansas City, 1-6 at Toronto, and 1-5 at Minnesota . . . O's lifetime mark on the carpet is 164-174 (.485) . . . The O's are 157-170 (.480) in the A.L. stadiums (Chicago, 27-24, from '68 thru '75; Kansas City, 37-54; Minnesota, 18-24; Seattle, 40-27; Toronto, 35-41; and 7-4 in four World Series ('70 Cincinnati, 2-0; '71 Pittsburgh, 0-3; '79 Pittsburgh, 2-1; '83 Philadelphia, 3-0).

BATTING: O's finished with a major league low .238 (5358-1275) team batting average, their lowest mark since '72 (.229) and the lowest in the A.L. since '82 when Oakland batted only .236 . . . O's team batting mark crept as high as .240 only one day (Sep. 25) . . . O's had only 3 players with the minimum number of qualifying plate appearances (**Cal Ripken**, **Bill Ripken**, **Eddie Murray**), the lowest in the A.L.

O's were held to one run or less 44 times (0-44), including 14 shutouts (most since '76-14) . . . Six other times a **Cal Ripken** homer averted a shutout . . . Orioles' major league low of 550 runs scored established a club record for fewest runs scored in a 162-game season (beginning '61) and matched the '76 Angels as the 2nd fewest runs scored in the A.L. in the last 16 years . . . Since '71 (and excluding the abbreviated '72 and '81 seasons), the only A.L. club with fewer runs was the '78 Oakland A's (532) . . . **Cal** and **Eddie** combined to score or drive in 253 of the O's 550 runs (46%).

BATTING WITH MEN IN SCORING POSITION: ANDERSON, .250 (32-8) . . . DAVIS, .000 (4-0) . . . DWYER, .214 (14-3) . . . GERHART, .178 (45-8) . . . GONZALES, .214 (42-9) . . . HUGHES, .130 (23-3) . . . KENNEDY, .189 (55-10) . . . LANDRUM, 1.000 (1-1) . . . LYNN, .149 (67-10) . . . MURRAY, .228 (127-29) . . . NICHOLS, .000 (6-0) . . . ORSULAK, .250 (60-15) . . . B. RIPKEN, .221 (104-23) . . . C. RIPKEN, .273 (130-35) . . . ROWDON, .000 (8-0) . . . SCHU, .220 (53-12) . . . SHEETS, .235 (102-24) . . . STANICEK, .293 (41-12) . . . STONE, .143 (7-1) . . . TETTLETON, .209 (68-14) . . . TRABER, .221 (97-21) . . . WORTHINGTON, .063 (16-1) . . . TOTALS, .216 (1104-239).

BATTING WITH BASES LOADED: ANDERSON, .333 (3-1) . . . DWYER, .000 (2-0) . . . GERHART, .500 (2-1) . . . GONZALES, .000 (3-0) . . . HUGHES, .000 (1-0) . . . KENNEDY, .000 (2-0) . . . LYNN, .125 (8-1) . . . MURRAY, .125 (8-1) . . . NICHOLS, .000 (2-0) . . . ORSULAK, .500 (4-2) . . . B. RIPKEN, .200 (10-2) . . . C. RIPKEN, .143 (7-1) . . . SCHU, .333 (6-2) . . . SHEETS, .231 (13-3) . . . STANICEK, .333 (9-3) . . . TETTLETON, .222 (9-2) . . . TRABER, .500 (10-5) . . . TOTALS, .242 (99-24).

TYING AND LEAD RBI: MURRAY-28 . . . C. RIPKEN-26 . . . SHEETS-17 . . . TETTLETON-15 . . . LYNN-14 . . . TRABER-10 . . . B. RIPKEN-9 . . . GERHART-9 . . . STANICEK-7 . . . ORSULAK-7 . . . SCHU-6 . . . ANDERSON-5 . . . GONZALES-5 . . . HUGHES-3 . . . WORTHINGTON-2 . . . DWYER-1 . . . NICHOLS-1 . . . KENNEDY-1 . . . STONE-1.

BY MONTH: April: 1-22, lowest winning pct. in A.L. history (0-8 at home) . . . May: 10-17 (7-8) . . . June: 11-16 (7-6) . . . July: 10-16 (5-9) . . . Aug. 14-15 (10-6) . . . Sep./Oct.: 8-21 (5-9).

CLOSE GAMES/LATE INNING WINS: The Orioles had the 5th best record in the major leagues when it came to extra inning games . . . The O's were 7-4 in such games, including 6-2 at home . . . In a 17-game stretch between Aug. 24-Sept. 8, the Orioles came from behind in their last at bat to win 6 times . . . Overall, 9 of their 54 wins resulted when they came from behind in their last at bat to win . . . O's were 6-96 when they trailed entering the 9th, 5 of those wins coming after Aug. 20 . . . O's won 10 games after they were within 3 outs of losing, most in the majors . . . Conversely, they lost only 3 times after being within 3 outs of a win . . . O's won 9 games in "sudden death" fashion, most since '77 (12) . . . O's were involved in 39 one-run games (15-24), only Toronto (38) had fewer in the majors.

DURABILITY: **Cal** and **Eddie**, Milwaukee's **Robin Yount** and SF's **Will Clark** were the only 4 players in the majors not to miss a game in '88 . . . It was the 6th straight season **Cal** had played in every game . . . His consecutive game streak is now 1,088 and is just 15 games behind **Joe Sewell**, who is 5th on the all-time list of longest consecutive game streaks . . . **Cal's** streak began on May 30, '82 . . . It was the 4th season in **Eddie's** career that he had not missed a game. In 12 seasons with the O's, he's missed only 59 of 1881 regular season games while playing in 97% of the club's games.

DESIGNATED HITTERS: O's designated hitters batted .245 (583-143), 10th in the A.L., with 21 homers, 6th in the league . . . The .245 mark was six points below the league average of .251, but 10 points higher than the O's mark in '87 . . . **Eddie Murray's** .315 (207-65) average in 58 games as a DH was the highest among the league's 20 DHs with 150 or more ABs . . . His .551 slugging average was also the league's best . . . The Orioles used 11

1988 SEASON SUMMARY (Cont.)

others in the DH role and they batted a combined .207 (376-78) ... Others seeing considerable time at DH were: **Larry Sheets**, .201 (174-35, HR-0, RBI-18); **Jim Traber**, .196 (112-22, HR-5, RBI-19); **Jim Dwyer**, .256 (35-10, HR-0, RBI-2); **Rick Schu**, .269 (26-7, HR-0, RBI-1).

DOUBLEHEADERS: On August 24, when the Orioles came from behind in their last at bats to win both games of a doubleheader at home against Seattle, it marked their first twinbill sweep since Sep. 24, '84. O's have gone 16 straight doubleheaders without winning one (they had gone 6-0-0). O's played six doubleheaders in '88, all at home, matching Boston's most in the A.L. ... O's went 1-2-3 ... It was the O's most doubleheaders since '83 when they played 8 ... O's have played only 51 doubleheaders since '83 ... By comparison, they played 55 doubleheaders combined the first 2 years in Baltimore ('54 & '55) including a club record 32 in '55.

FIELDING: O's made 119 errors, only 5 A.L. clubs had fewer ... Orioles tied 3 other clubs for 7th in the A.L. in fielding ... It was the 3rd time in the last 4 years the O's have failed to finish 1st, 2nd or 3rd in the league, something they had done 22 times in the previous 25 years.

Ripken & Ripken: Although **Bill** missed the last week due to a shoulder injury, the 2 brothers combined to participate in 229 double plays, 2nd among A.L. keystone combinations ... Only 17 DP combinations in A.L. history have recorded more, only once in Orioles' history has there been more ('74 **Grich/Belanger**-232) ... The two also topped all A.L. keystone combinations in total chances (1,546).

Cal led all league shortstops in games (161) and putouts (283), and was second in both total chances (785) behind Chicago's **Ozzie Guillen** (802) and double plays (119) behind California's **Dick Schofield** (125). **Cal** was 3rd in assists with 481 behind **Guillen** (569) and **Schofield** (492). It was the 3rd time in his career he has led the league in putouts and only the 2nd time in the last 6 years that he has failed to lead in assists. Since taking over as shortstop for the O's on July 1, '82, he has missed only 17 innings defensively (he missed 8 innings in '88, including 6 in the final game of the year).

Bill was leading all A.L. 2nd basemen in successful total chances in Sep. 25 before suffering shoulder injury which forced him to sit out the final week of the season ... Despite missing the time, he still finished 2nd in the A.L. in assists (439) and double plays (110) behind Seattle's **Harold Reynolds** (472 and 112) and 3rd in total chances (761) behind **Reynolds** (781) and Milwaukee's **Jim Gantner** (763).

Other fielding notes—O's made 23 errors in 25 games on artificial turf. **Eddie Murray's** 11 errors were 2nd among A.L. first basemen behind Cleveland's **Willie Upshaw** (12) ... The Orioles welcomed 4 new faces to 3rd base in '88 (**Craig Worthington**, **Rick Schu**, **Wade Rowdon**, & **Ripken**), meaning there have now been 34 different players at 3rd base since **Brooks** retired in '77. O's have used 28 at the "hot corner" since **Doug DeCinces** was traded from the O's to the Angels in '82 ... **Larry Sheets** led Orioles outfielders in assists (9) ... Orioles outfielders made more errors, most since '76 (29).

HOME AND AWAY: The Orioles' 20 road wins were the fewest by an A.L. club since the '52 Tigers went 18-59 ... O's established a major league record for fewest road wins in a 162-game season (beginning '61) ... The O's had a losing record in every A.L. park except one—Seattle, where they went 3-3 ... It was the 4th straight year the O's have had a losing record on the road ... The O's didn't win a home game until May 2 and their 34th home record was the 4th worst in club history and 2nd worst in the majors (Atlanta, 28-51) ... O's have had 3 straight losing seasons at home and combined 102-139 (.423) ... They had gone 617-404 (.604) at home in the previous 13 seasons.

HOME RUNS: O's 137 homers were 74 fewer than in '87, a dropoff of 35% (the major leagues experienced a reduction of 29% in homers from '87 to '88, dropping from 4458 to 3180) ... O's led the majors in homers from June 18–Aug. 28 with 71 in 62 games ... There have been 761 homers at Memorial Stadium the last 4 seasons (starting '85), 3rd most in the majors behind Detroit (765) and Seattle (764) ... O's hit only one grand slam in '88 (**Rick Schu** at Texas, July 2), but have hit 46 in the last 8 years (starting '80) 10 more than any other club (Boston is next with 36) ... O's allowed 75 grand slams, 2nd in the majors to the Yankees (157) ... The O's allowed 7 grand slams, a club record.

MANAGERIAL CHANGE: **Frank Robinson** replaced **Cal Ripken Sr.** as manager of the Orioles on April 12 after the O's were 0-6 ... The Birds were 54-101 under **Robinson** ... On Oct. 4, **Robinson** named **Ripken** as the O's third base coach for '89.

MOST VALUABLE ORIOLE: **Cal** and **Eddie** were named co-MVO by vote of sportswriters and broadcasters who cover the team on a regular basis. **Murray** received 7 of 13 first place votes and **Ripken** 6 while both amassed 51 points (5-3-1 system). **Mickey Tettleton** (8 points) finished 3rd. Others receiving points were **Tom Niedenfuer** (5) and **Joe Orsulak** and **Dave Schmidt**, one apiece ... This is the 2nd time **Murray** and **Ripken** have tied for the award. In '83 the two shared MVO honors. This is the 7th time **Murray** has been named MVO, most in club history (first since '85). This is the 2nd time for **Ripken**, both times shared with **Murray**.

PINCH HITTING: O's pinch hitters ranked 9th in the A.L. with a .195 mark (128-25), 9th in the A.L. and 24 points below the league average ... It was the 2nd time in the last 3 years O's pinch hitters have been below .200 ... **Larry Sheets**, who had 4 straight pinch hits at one point, batted .417 (12-5), 2nd among A.L. PH's with 10 or more ABs behind Seattle's **David Valle** (.500, 10-5) ... Although he was traded to the Twins on August 29, **Jim Dwyer** was the O's busiest pinch hitter for the 4th straight year (.222, 18-4, HR-0, RBI-1, BB-4, SF-1) ... Among others who were called on as pinch hitters were: **Orsulak**, .235 (17-4, HR-0, RBI-3); **Stanicek**, .200 (10-2, HR-0, RBI-0); **Traber**, .222 (9-2, HR-0, RBI-1); **Tettleton**, .000 (9-0); **Gerhart**, .250 (8-2, HR-0, RBI-0); **Hughes**, .000 (8-0).

PITCHING: O's used 21 pitchers, 15 different starters ... Only 3 pitchers were with the club all year (**Dave Schmidt**, **Jose Bautista**, and **Tom Niedenfuer**) ... The O's 4.54 era, while an improvement over the 5.03 mark of '87, was last in the majors ... O's ERA was 4.87 (IP-900.2, ER-487) thru the first 103 games and 3.96 (IP-515.1, ER-227) thereafter ... O's had the A.L.'s 2nd best ERA in August (3.39, IP-263, ER-99), only K.C. was better ... O's ERA reached a low of 4.49 in September, its lowest point since May 29, '87 ... O's starters averaged 5.2 innings per start, only the Yankees were worse (5.1) ... The starters were 37-89 (4.84, IP-943.1, ER-507) while the bullpen was 17-18 with 25 saves (in 37 chances) and a 3.94 era (IP-472.2, ER-207) ... O's rookies made 49 starts.

O's allowed major league highs in runs scored (789) and batting average against (.274), both figures were the 2nd highest in club history behind '87 against (.274), both figures were the 2nd highest in club history behind '87 ... O's 20 complete games were 10th in the A.L. (most since '85) ... Their 7 shutouts were their most since '85, but fewer than every A.L. team except the Yankees (5).

The O's had posted a 3.39 team era during the first 31 years of the franchise ('54-'84), but in 4 years since it's been a combined 4.56 (IP-5,718.2, ER-2,986).

SAVE/SAVE OPPORTUNITIES: AASE (0/1) ... **NIEDENFUER** (18/23) ... **SCHMIDT** (2/3) ... **SISK** (0/2) ... **THURMOND** (3/3) ... **WILLIAMSON** (2/3) ... **TEAM** (25/37).

RUNNERS INHERITED/RUNNERS SCORED: AASE (22/12) ... **OLSON** (4/0) ... **NIEDENFUER** (39/10) ... **SCHMIDT** (35/9) ... **SISK** (49/22) ... **THURMOND** (32/4) ... **TIBBS** (1/1) ... **WILLIAMSON** (25/14).

ROSTER/LINEUPS: The O's used 43 different players (22 non-pitchers) ... O's also used 127 different lineups, including 10 different leadoff hitters.

SERIES PLAY: The Orioles went 9-36-4 in series of 2 games or more ... O's were swept 12 times and swept one series themselves (3 straight at home over Cleveland Aug. 2-4) ... The O's failed to win a series at an A.L. East ballpark ... They've gone 0-21-2 in 23 A.L. East road stops since they last did it—sweeping a 3-game set at Cleveland on Apr. 10-12, '87.

"THE STREAK" ... AND OTHERS: The Orioles' season-opening 21-game losing streak established a major league record for most consecutive losses to start the season and an American League record for longest losing streak ... The longest losing streak in modern major league history is 23, held by the '61 Phillies ... During "the streak," the Orioles were outscored 129-44; outpitched .311 (721-224) to .200 (680-136) and outpitched 1.93 (IP-191, ER-41) to 5.96 (IP-178.1, ER-118) ... Four teams were responsible for the 21 defeats: Cleveland beat the O's 7 times; Kansas City 6; Milwaukee 5 and Minnesota 3 ... The Orioles also had six 4-game losing streaks and a 5-game streak ... The O's had a season-high 4-game win streak, Aug. 2-5 and three 3-game win streaks.

ORIOLES VS. OPPONENTS

VS. BOSTON ('88: 4-9, Lifetime: 281-311, .475) . . . The Orioles won their first 2 games against the Sox (after going 1-12 in all of '87), and 3 of the first 5, then dropped 7 of the last 8 . . . It was the 5th straight time the Sox had won the season series. During that period, beginning '84, the O's are 20-45 (.308), and over the past 2 seasons they're only 5-21 (.192).

The Sox eliminated the O's officially from the pennant race on Sep. 5 (3rd earliest ever for Birds) while vaulting into first place for the 1st time all year (except for early season).

The Red Sox ranked as the **only** A.L. opponent with a lifetime winning record against the Orioles from June 1979 until last year when both the Yankees and Indians also joined the winners circle . . . However, the Sox still boast the best lifetime record in the A.L. vs. Baltimore (see above) . . . It has been more than 16 years (since Sep. 20, '72 when they were 184-183) that the Birds have held a career edge vs. the Bosox.

The O's still claim a lifetime winning record at Memorial Stadium against all opponents, but the Sox are also challenging that distinction . . . Approaching 1989, the O's edge on 33rd Street is only 150-148 against the Carmines; this as the result of a 8-26 log at home vs. Boston over the past 5 summers (start '84).

At Fenway Park the O's were only 1-5, but that was an improvement over the 0-6 of '87 . . . When **Jose Bautista** decisioned **Roger Clemens** in the O's 1st game of the year at Boston (6/24), a 7-game losing streak in the legendary Fens was thereby terminated, but the O's have still captured only one of their last 13 games there since **Mike Boddicker** beat **Bob Stanley** on Sep. 30, '86 . . . The Birds have also dropped 13 of their last 15 in the Hub City . . . Lest you forget, the aforementioned **Bautista** victory was the last game the Red Sox were to lose at home to anybody until Aug. 13 after the streak had reached 24.

BIZARRE FINISH: The O's won in 9th inning sudden death on Sep. 7 against a 5-man infield . . . With the score tied (on a bloop hit by **Bill Ripken**) off **Bob Stanley** after **Lee Smith** had left with a "crick" in his neck, Manager **Joe Morgan** brought leftfielder **Mike Greenwell** in as a 3rd fielder on the left side of the infield (between shortstop **Jody Reed** and the 2nd base bag).

Cal Ripken followed with a 2-out grounder to **Reed** who shoveled to **Barrett** to start a double play, but **Bill Rip** was in the baseline & **Barrett's** throw to 1st was slightly off target. The play could still have been made, however, had 1st baseman **Todd Benzinger** not dropped the ball as the winning run scored.

It was the first time Sox had lost all year when leading going into the 9th (they'd gone 71-0), and it was the 6th time in the O's last 8 victories that they had rallied to win in their last at bat.

RED SOX BATTING: The Red Sox hit .299 (451-135) against the O's in '88 after batting .385 (213-82) against them in '87 . . . Over the past two campaigns, the Sox 26 game average is .327 (664-217), and the Sox' on-base percentage vs. the Orioles these past 2 seasons has been .395 (1050-415). In '88, they outscored the Birds comfortably by 77-42.

The Sox' 23 hits in Baltimore on June 19 were the most ever by a visiting team at Memorial Stadium, and the combined total of 37 safeties in the game was an A.L. high for '88 . . . Everyone in Boston's offensive lineup had at least one hit and one run scored.

In '88, **Greenwell** had more impact against the O's than any other player in the league . . . He batted .400 (50-20), led all opponents in rbi (17 in 13 games), tied with **Kent Hrbek** for most homers against the O's (5) and also tied for most hits (20) . . . He also topped all enemies in slugging percentage (.820, ab-50, tb-41) and extra-base hits (10) . . . It was also against the O's that he hit for the cycle, at Fenway on Sep. 14 . . . All 4 hits that night were at the expense of **Bautista** (to be fair, the triple should have been caught).

Marty Barrett hit a swarthy .373 (51-19) against the O's but watched his career average against them dip a point from .379 to .378 (246-93). He remains the top career hitter vs. the Birds among all actives (100 ab min.) . . . In '87, Marty hit .529 (51-27) in 13 games, believed to be the highest one season average ever (min. 30 at bats) against Baltimore . . .

Barrett also led all opponents in runs (16) and hits (27) that year . . . Over the past 2 seasons his on-base percentage in is .500 (116-58). He also stole home, solo style, against the Birds on June 16 in Baltimore . . . He was the first Carmine to do so (not as part of double steal) since **Tommy Harper** in '70 (according to our records no Oriole has done it since **Ron Hansen** in '60)

Nobody had stolen home in any manner for the Sox since **Gary Allanson** in '80 . . . **Barrett** & shortstop **Reed**, who batted .381 (21-8) vs. the O's, also collaborated on a hidden ball maneuver that embarrassed **Jim Traber** at 2nd base on Sep. 5.

Barrett is one of 3 Carmines who rank in the top 10 actives in lifetime batting vs. the O's (min. 100 at bats), excluding **Greenwell** who is 6 at bats shy of the qualifying minimum (.426, 94-40). **Wade Boggs** is 3rd at .347 (317-110), well below his .356 (3913-1392) career mark vs. all comers, and **Jim Rice** ranks 10th at .327 (648-212) . . . See that list on page 63.

Rice also leads the league's actives in career homers (38) and rbi (131) vs. the O's . . . He has done it all in 166 games . . . One of his 2 homers last year vs. the O's was a grand slam off **Pete Harnisch** in the latter's big league debut at Boston Sep. 13 . . . He ranks 6th in homers on the O's all-time opponents list, headed by **Harmon Killebrew's** 70 (see page 114). **Dwight Evans** is runner-up among actives with 117 rbi against the O's and is 3rd with 26 homers (**Tony Armas** who was active at the end of '88 has 28).

Both **Ellis Burks** (6/10/87 at Bal.) and **Boggs** (6/29/87 at Bos.) had career high 7 rbi games against the O's in '87.

RED SOX PITCHING: **Wes Gardner's** efficiency against the O's was impressive. His 0.90 era (ip-20, er-2) was 2nd best among pitchers who worked 20 or more innings against the O's (Cleveland's **Greg Swindell** led with an 0.76) . . .

Gardner, who was 2-0 in 3 appearances (one start), is 3-0 lifetime vs. the O's and all 3 of the victories have been in Baltimore where his era is 1.11 (ip-24.1, er-3) in 6 games . . . In his 1st start vs. the O's, last Sep. 6, **Gardner** pitched his 1st major league complete game . . .

Mike Smithson at 3-0 in 4 starts was one of 10 to notch 3 wins against the Birds (nobody had more) . . . He is now 8-7 lifetime (2-5 at Baltimore) . . . **Lee Smith**, in his first A.L. season, saved 3 games in 5 appearances against the O's and yielded only one earned run in 6.1 innings (1.42).

The Red Sox' 2 ace starters didn't fare as well. **Roger Clemens** was hot and cold in a pair of starts and went 1-1 . . . After pitching a shutout in his first effort (a 9-hit, 148-pitch outing at Baltimore on June 18), he lasted only 2.1 innings 8 days later at Fenway where he was touched for 7 hits and 6 runs (5 earned) and lost in the oft-mentioned **Jose Bautista** game.

That defeat snapped a string of 6 straight successes for **Clemens** against the O's . . . The big blow against him was **Traber's** 2-run, bases-loaded double. It was **Traber's** 5th straight bases loaded safety . . . Overall the O's batted .372 against him in 11.1 innings (49-16) . . . He has a 6-2 career record vs. the O's, and has won 4 in a row at Memorial Stadium (4-1 lifetime).

Bruce Hurst was 1-0 in 3 starts, but he also yielded more than a hit an inning (ip-20.2) and the O's had a .295 (ab-78, h-23) average against him. He leaves the league with a 7-4 log vs. Baltimore . . . **Oil Can Boyd** like **Clemens** has won his last 4 decisions at Baltimore and is 4-1 there lifetime.

Mike Boddicker pitched in only one game against his former teammates. He beat **Bautista** with a 7-inning effort at Boston Sep. 14 (the night **Greenwell** hit for the cycle) . . . He was 0-0 in one start against the Red Sox for the O's and is 4-5 lifetime vs. the Carmines.

ORIOLES BATTING: The Birds' .267 average (439-117) against the Bosox was their highest against a single club in '88 . . . **Terry Kennedy** has a 2-year .386 (57-22) average vs. the Red Sox . . . **Traber** led the O's in rbi (8) while batting .385 (52-20) against Boston pitching (no homers) . . . He provided instant victory with an 11th inning single on June 17, and contributed significantly to another victory with a bases-loaded double off **Clemens** in Boston on June 24.

Eddie Murray leaves the A.L. with a .300 bat mark (566-170) vs. the Sox, thanks to a .419 average last year (43-18) . . . His on-base percentage was .527 (55-29) in the season series . . . **Eddie** hit 29 homers and had 89 rbi in 148 games vs. Boston . . . **Eddie's** 29 homers are the most by an active player against the Red Sox.

Cal Ripken, who has played in all 91 games against the Bosox since he joined the club for good in August '81, batted only .170 (47-8) . . . His 8 career homers against Boston pitching is a low vs. one opponent . . . **Brady Anderson** hit .176 (17-3) in 6 games after coming over from the Red Sox (Pawtucket) along with **Curt Schilling** in the **Boddicker** deal on July 30.

VS. BOSTON (Cont.)

ORIOLES PITCHING: The O's era was 5.37, but it was more than 2 runs a game better than their '87 era vs. the Red Sox, the Birds worst ever against one club (7.58). Baltimore lost 12 of the 13 games that year . . . **Schilling**, who had spent his first 2½ seasons in the Red Sox system, made his first 2 big league appearances against that organization Sep. 7 and 12 . . . He was 0-1 in those 2 encounters.

Harnisch also made his big league debut vs. the Red Sox, on Sep. 13 (just a few hours after he joined the club) . . . A 3rd inning slam by **Rice** led to his demise, but right after that big blow he retired the next 10 hitters in order.

Jay Tibbs was 0-1 in 2 starts, but on June 17 retired 17 straight batters and 21 of his last 22 before retiring . . . **Dave Schmidt** won in 11 on a Traber safety . . . To show how scarce victories vs. Boston have been lately, the 2 leading winners on the current roster are **Schmidt** and **John Habyan**, each of whom has 2 career victories vs. Boston . . . **Bautista** and **Schmidt** are the only current O's to have ever won a game in Fenway (one each) . . . **Mike Morgan** is still looking for his first career win against the Carmines . . . He's C-6.

★★★

VS. CALIFORNIA ('88: 5-7, Lifetime: 213-165, .563) . . . The O's lost a season series to the Angels for the 1st time in 10 years, since '78 . . . The O's had won 7 season sets and tied 2, beginning '79 . . . However, Baltimore still maintains a substantial margin over the past decade (74-46, .617) against the Angels (excluding 3-1 in '79 ALCS).

Over the past 2 seasons the clubs have played 24 games and 18 of them have been decided by one or 2 runs (O's are 11-7) . . . One of the highlights of a lackluster season series between 2 losing clubs was a May 19 doubleheader in Baltimore when the A.L. records for most double plays by both teams in one game (9) and in a twin bill (12) were tied. The Birds gdp'd 5 times in the lidlifter.

O's Have Lifetime Winning Record In All West Coast Ports

Despite their 7-11 record on the West Coast in '88, the O's have maintained a winning record lifetime against all of the West Coast clubs in their Pacific ports of call . . . Overall the O's are 216-180 out west (regular season only): at California (Anaheim & L.A.) 98-94, at Oakland 73-58, and at Seattle 45-28 (including 5-1 in '69 at Sicks' Stadium).

On May 17-18-19 the Angels took 2 of 3 to win their first series in Baltimore since July '82 . . .

ANGELS BATTING: The Angels outscored the O's 48-40 . . . **Wally Joyner** was the club's leading regular in the season series at .326 (46-15) and led in rbi (8) . . . Lifetime, he's batting .312 (144-44) . . . **Tony Armas'** 28 career homers against Baltimore are 2nd among actives only to **Jim Rice's** 38 . . .

Lance Parrish has hit 20 homers & driven in 58 runs in 106 lifetime games . . .

ANGELS PITCHING: **Mike Witt** wasn't the most successful pitcher vs. the O's last year, but he was the hardest working . . . He was 2-2 in 4 starts (most by an O's opponent), pitched the most complete games (3) and innings (32.1) and walked the most O's (17) . . . Lifetime, **Witt** is 6-11 against the Orioles, 1-6 in Baltimore, and the Angels are 8-18 in games he has started vs. the O's . . . **Witt's** lone victory in Memorial Stadium was on Aug. 28, '81 at **Steve Stone's** expense . . . In one start last year, on May 18 at Baltimore, he was charged with 2 wild pitches and a career high 8 walks (2 int.).

Bert Blyleven, 18-14 lifetime, is tied with **Tommy John** (18-17) for most career wins vs. the O's among active pitchers (assuming **John** is active in '89) . . . **Frank Tanana** is right behind (17-14) . . . In '88 **Blyleven** was 0-2 in 3 starts with a 13.11 era (ip-11.2, er-17) . . . He gave up 6 homers and the O's batted .360 (50-18) off him . . . Over the last 2 years in 7 starts, **Blyleven** has given up 37 earned runs, 47 hits and 14 homers in 43 innings (era 7.74), walked 18 and fanned 27 while going 2-3.

Bryan Harvey was 2-0 with a save in 4 appearances and didn't allow an earned run in 7.2 innings while holding the O's to a .160 average (25-4) . . . **Chuck Finley**, in 3 years with the Angels, has allowed the O's only 3 earned runs in 25.1 innings (era 1.07) . . . He's 1-1 lifetime.

Dan Petry is only 1-2 vs. the O's these past 4 years, but he's 12-9 lifetime, having won 8 of his last 11 decisions against the Birds . . . Since going 4-0 in '86, **Kirk McCaskill** is 0-1 the last 2 years in 4 starts, after going 4-0 against the O's in '86 . . .

48

ORIOLES BATTING: Two Orioles' backstops, **Terry Kennedy** (.364, 22-8) and **Mickey Tettleton** (.381, 21-8), were the O's leading hitters in the '88 season series . . . Native Southern Californian **Rene Gonzales** hit .310 (29-9).

Eddie Murray completed his 12th year in the A.L. having played in all 140 regular season games vs. the Angels after joining the club in '77 . . . He finished with a .330 average (525-173), 28 homers and 105 rbi, not including his .417 (12-5) mark with a homer and 5 rbi in the 4-game '79 ALCS . . . **Fred Lynn** has homered 9 times in his last 21 games against the Angels, all with the Orioles.

ORIOLES PITCHING: **Dave Schmidt** was the only multiple winner against the Angels (2-1) in 4 games, including 2 starts, while holding California to a .220 average (59-13) . . . He is also the biggest career winner among current Orioles vs. California (7-3) and has a 4-1 mark with 2 saves lifetime in Anaheim Stadium.

Tom Niedenfuer saved 4 of the O's 5 wins against the Angels despite a yield of 6 earned runs in 6.2 innings . . . The Angels hit .367 (30-11) against him . . . **Jeff Ballard** who didn't pitch against the Angels in his rookie year, '87, was 0-2 last year.

★★★

VS. CHICAGO ('88: 4-7, Lifetime: 282-245) . . . The year 1988 marked only the 4th time in the last 21 years the White Sox had won a season series from the O's, who have won 15 and tied 2 in that period.

The O's were 0-21 when they moved into Chicago on April 29 and finally ended the longest losing streak ever at the start of a season with a 9-0 victory . . . See "Happy Day" below . . . That victory was the O's 7th straight over a 2-year period at Comiskey (they'd gone 6-0 in '87 there), and even now they are 8-4 over the past 2 years in Chicago . . . That historic victory was also the Birds' 9th win in their last 10 games against the White Sox, so, despite the decisive loss of the season series, the O's have still won 12 of the last 20 vs. the Pale Hose.

Ellie Hendricks was ejected for the 1st time in his career in a game against the White Sox, by **Ken Kaiser** on July 19 in Baltimore . . .

HAPPY DAY: It was a Friday night in Chicago. **Mark Williamson** was making only his 3rd big league start and his 5th in some 242 professional appearances . . . He went on to pitch 3-hit ball over 6 scoreless innings, then **Dave Schmidt** allowed only one hit over the last 3 stanzas to seal the victory.

Eddie Murray's 1st inning homer off **Jack McDowell** turned out to be the game-winner, and **Cal Ripken** went 4-for-5, but there was a casualty. **Brother Bill** was beamed by **John Davis** while squaring to bunt in the 7th and had to be removed on a stretcher . . . He was back in the lineup 3 days later after recovering from a slight concussion.

Sitting in the stands that night was O's G.M. **Roland Hemond**, wearing the same suit he'd worn while g.m. in Chicago the day in '83 that the White Sox clinched the Western Division championship. That suit had been on exhibit in a display case in the Comiskey Park offices until owners **Jerry Reinsdorf** and **Eddie Einhorn** had sent it to Roland in Minnesota a couple days earlier.

At precisely 11:12 p.m. Baltimore time on April 29 that horrible ordeal finally ended, allowing WIYY-FM disc jockey **Bob Rivers** to return home after an 11-day studio vigil that began when he vowed to remain on the air until the Orioles won a game.

RAINOUTS/STANFORD CONNECTION: Two games were rained out (May 16 & July 20), both in Baltimore and only the first was made up . . . The July 20 game was to have featured Stanford University's top 2 lifetime winners—**Jeff Ballard** (37 wins) and **Jack McDowell** (35 wins) . . . **Ballard** holds the school record for most career innings (428) while **McDowell** is the strikeout leader (337).

They were teammates in '85 when Stanford finished 5th in the USA and had the highest winning percentage in the school's history (47-15, .758) . . . Orioles outfielder **Pete Stanicek** was also on that team. **Ken Williams** of the White Sox also attended Stanford, but played only football there . . . In the event you've just returned from outer space, Stanford has won the last 2 national championships and their coach, **Mark Marquess**, directed the U.S. team to an Olympics Gold Medal last summer in Seoul.

49

VS. CHICAGO (Cont.)

WHITE SOX BATTING: Mark Salas batted .450 (20-9) vs. the O's in '88. . . Carlton Fisk has hit 21 homers and driven in 93 runs in 182 lifetime games against the Orioles. . . Over the last 3 years, Harold Baines has averaged .344 (125-43) against Baltimore pitching.

WHITE SOX PITCHING: The White Sox maintained a 3.03 era vs. the O's. . . Bill Long was 2-0 in 4 appearances, including one start, and had a 1.10 era (ip-16.1, er-2). . . Melido Perez on the other hand was also 2-0, in 3 starts, despite the fact the O's hit .306 as a team (61-19) against him. . .

Bobby Thigpen played a significant role in 5 of the 11 games, picking up a loss and 4 saves in 6 appearances. . . Dave LaPoint, 0-1 in 2 starts, had never pitched against the O's until last year.

ORIOLES BATTING: Though the O's batted only .228 as a team, there were 3 who prospered against Sox pitching. . . Cal Ripken hit .417 (36-15), scored 10 runs, hit 3 homers and drove in 8 runs. . . When you add 13 walks to his totals, his on-base percentage vs. Chicago was an awesome .571 (49-28).

Cal's .316 (313-99) average and his 22 home runs against the Pale Hose are career highs vs. one opponent, and his 63 rbi are tied for that distinction (also vs. Milwaukee). . . He has driven in 54 runs in his last 59 regular season games vs. the White Sox, beginning opening day '84.

Chicago area native Stanicek batted .351 (37-13) and Fred Lynn .429 (14-6) vs. Chicago in '88. . . Eddie Murray leaves the league having hit a career-high 31 home runs against both the White Sox and Tigers.

Larry Sheets, in '87, hit .556 (23-13) at Comiskey Park with 9 rbi in 6 games, and became the first left-hander since '70 to hit a ball over the roof. . . Last year he batted .136 (22-3) with one rbi in Chicago. After batting .397 (73-29) overall vs. the White Sox lifetime thru '87, he went 5-for-39 (.128) in '88. . . His lifetime figure took a dip to .304 (112-34).

ORIOLES PITCHING: Losing streak snapper Williamson has seen limited action vs. Chicago in 2 A.L. seasons, but has done well when given the chance. . . He's 2-0 with 2 saves and a 1.08 era (ip-16.2, h-5, er-2). . . Schmidt, the other April 29 pitching hero and a former White Sox pitcher, is 2-2 with 4 saves and a 2.34 era (ip-59.1, h-49, er-17).

The only other current O's pitcher with 2 lifetime wins against the ChiSox is Mike Morgan, who is 2-3. . . Last year he was 0-1 and the Sox hit .419 against him (31-13).

VS. CLEVELAND ('88: 4-9, Lifetime: 295-298). . . By winning the first 9 games of the season series, the Indians moved ahead of the O's in their lifetime rivalry for the first time since June '79. . . The Tribe clinched the season series by April 17 after going 7-0 vs. the Birds in a 10-day stretch starting April 8.

It wasn't until July 28 in their final appearance of the year at Cleveland Stadium that the Orioles finally broke into the win column, and went on to capture the final 4 games of the season series.

The game of Apr. 16 in Baltimore with the Indians was the coldest of the year for the O's. . . It was 41 degrees at game time. . . The Tribe collected 20 hits enroute to a 12-1 win at Cleveland on Apr. 9 for Tom Candiotti.

Until that July 28 breakthrough, the O's had dropped 11 straight to the Indians and 15 of the last 17. . . The losing streak was not the Birds longest against Cleveland. . . In '54, Baltimore's 1st year back in the league, they once lost 17 in a row while going 3-19 on the year to the Tribe. . . The O's were also, incidentally, 3-19 in '55 and 5-17 in '56. So after 3 years in the league, the Orioles trailed the Indians 11-55. . . But enough of ancient history, already.

The O's were outscored 6-28 while dropping 4 straight in Cleveland April 8 thru 11, and during the first 9 games had scored only 14 runs compared to the Tribe's 55. . . Over the last 4 games, however, the Birds maintained a 23-7 edge in scoring.

The Red Sox (currently 311-281, .525) ranked as the only A.L. opponent with a lifetime winning record against the Orioles from June 1979 until last year, when both the Yankees (301-294, .506) and Indians (.503) also gained that distinction. . .

The O's played in the Cleveland home opener in each of the last 2 years and drew a total of 118,278: '87—64,540 (the biggest regular season crowd in O's history), '88—53,738 (the Birds largest draw of the year).

50

INDIANS BATTING: Cory Snyder, among actives with 100 or more career at bats, ranks 4th in lifetime batting vs. the O's. . . His .344 average (122-42) has been constructed over 32 games during which he's homered 12 times and driven in 24 runs (see page 63 for top career hitters vs. O's).

Mel "Bye Bye" Hall has also feasted off Baltimore pitching and has a .319 (141-45) career average to show for it, though he's hit only 2 home runs in 45 games. . . Old Orioles' nemesis (and an old Oriole, as well) Ron Washington has a .325 career mark (114-39) after batting .400 (20-8) last year.

Joe Carter, on the other hand, has struggled throughout his career against the O's. . . He's batting only .215 (209-45) after 52 career games with 9 homers and 25 rbi. Pete O'Brien (45-15), Oddibe McDowell (24-8) both hit .333 vs. the O's last year for Texas, but both have had their troubles in the past. . . they are batting only .227 (251-57) and .208 (125-26) vs. the O's lifetime.

INDIANS PITCHING: John Farrell, Tom Candiotti & Rich Yett were all 2-0 and Greg Swindell was 2-1 with an 0.76 era, lowest among all starters with 20 or more innings against the O's. . . Scott Bailes absorbed 2 of the Indians' 4 losses while winning once.

Swindell who pitched a shutout in his only previous outing vs. the O's (in '87) has yielded only 2 earned runs in 32.2 lifetime innings (0.55), and is 3-1.

Farrell held the O's to a .211 average in his 2 starts (57-12). . . Candiotti has been up-and-down against Baltimore since joining Cleveland 3 years ago. . . In '86 he had an 0.39 era (ip-23.1, er-1), then it ballooned to 7.13 (ip-17.2, er-14) in '87 before settling back to 1.50 (ip-18, er-3) last year. . . Over that 3-year span he's 4-3 with a 2.75.

Doug Jones saved 3 games in 3 appearances while allowing only 2 of 15 batters to reach safely and allowed no runs. . . In 2 seasons, he has saved 5 games vs. the O's in 10 relief efforts.

ORIOLES BATTING: Joe Orsulak (.366, 41-15) and Larry Sheets (.357, 42-15, 3 hr, 7 rbi) excelled against the Indians. . . Sheets is now batting .301 lifetime (123-37) and has hit 12 of his 77 homers off Cleveland pitching, easily the most against a single opponent. . . His 30 rbi against both the Indians and A's are also highs.

Eddie Murray hit .315 (556-175) vs. the Indians with 24 homers & 99 rbi in 150 games. . . Cal Junior has had more trouble offensively with the Indians than any other club in the league. . . Last year he hit only .091 (44-4) with one homer and 3 rbi in 13 games to lower his lifetime average to .238 (344-82). . . Phil Bradley has a .318 average (170-54) against the Indians.

ORIOLES PITCHING: Oswald Peraza earned the O's 1st 2 wins over Cleveland within a 5-day period. . . On July 28 he went a career high 8.1 innings to win at Cleveland, 5-2 over Scott Bailes, despite a dropped fly ball in the outfield and 3 Orioles runners being thrown out at 2nd or 3rd base. . . Then, on Aug. 2 in Baltimore, he pitched his 1st career complete game to beat Bailes again, by the same score. . . In those 2 games, he worked 17.1 innings and allowed only 4 earned runs (2.08 era). . . Scott McGregor was the O's only multiple loser at 0-2.

Mike Morgan, 3-6 lifetime vs. Cleveland, pitched a 9-inning 2-hitter at Baltimore on Apr. 16, but wasn't a pitcher of record in a game won by the Indians in 11, 1-0. . . Swindell went 10+ to get the victory and Jones earned a save. . . Dave Schmidt is 4-4-2 lifetime vs. Cleveland.

VS. DETROIT ('88: 5-8, Lifetime: 305-294). . . Over the last 3 years the O's have gone 10-29 vs. the Tigers and are 10-30 (.250) starting the last day of the '85 season. . . In '88 the O's won 3 of the first 4 games, then lost 7 of the last 9. . . It was the 4th straight year the Tigers had won the season series.

The O's lost their 100th game of the year in the 1st game of a doubleheader on Sep. 25 (Jack Morris over Mark Williamson). It was the 34th anniversary of their only previous 100th loss (9/25/54). . .

When the Orioles took 2 of 3 games from the Tigers in Baltimore June 6-7-8, it was their 1st series victory against an Eastern Division team since Apr. 10-11-12, '87 at Cleveland.

51

VS. DETROIT (Cont.)

TIGERS BATTING: Pat Sheridan, Tom Brookens and Fred Lynn each hit grand slams against the O's (3 of a club record 7 yielded by the Birds in '88) ... **Sheridan** (June 8 in Bal) and Chambersburg, PA native **Brookens** (June 14 in Det) each had 4 hit/6 rbi games at the O's expense ... On his big night, **Sheridan** also hit a 2-run homer and accounted for 10 total bases.

Both **Brookens** and **Alan Trammell** hit .343 (35-12) vs. the O's, and **Darrell Evans** hit 4 home runs, but the most productive Tiger against the Birds was **Lynn** who appeared in only the last 7 games of the season series, but drove in 9 runs ...

In his 1st game against his former teammates, on Sep. 16 at Det., **Fred** hit a sudden death 2-run homer right after a single by **Luis Salazar** had ended an 18-minute rain delay ... In the top of the 9th, just before the rain, the O's had gone ahead by one run primarily because of 2 errors by shortstop **Salazar**, and a misjudged fly ball by **Lynn**. ... In Baltimore, 9 days later, **Lynn** hit a 9th inning slam ... It was the 14th home run he had hit in the 9th inning since the start of '85.

Matt Nokes, in 2 years plus one game in '86, has already hit 8 home runs off Baltimore pitching while maintaining a .329 (82-27) career average vs. the O's ... **Larry Herndon's** .333 (213-71) lifetime mark vs. Baltimore ranks 7th among actives (if he is still active).

TIGERS PITCHING: Doyle Alexander had another big year at the Orioles' expense ... He was 3-0 and is now 13-5 lifetime since the O's traded him to the Yankees in the 10-player deal in June '76 ... He's 9-1 during the 80's with a 2.54 era (ip-109.2, er-31).

Frank Tanana, 0-2, is 17-14 lifetime vs. the O's ... He is 3rd among actives in career victories behind **Tommy John** (18-17), assuming again that he is still active, and **Bert Blyleven** (18-14) ... He is tied with **Blyleven** for most losses behind **John** ... **Frank** is 5-3 against Baltimore since joining the Tigers.

Eric King didn't face the O's last year, but his career stats against them are worth listing ... In 9 appearances he is 3-0 with 2 saves, has fanned 38 in 41 innings and has held the Birds to a .110 average (136-15) while compiling a 1.32 era (ip-41, er-6).

Jack Morris, 1-1, hurled a 1-hitter to beat the O's in Baltimore Sep. 25th (their 100th defeat), 2-1 ... He's 11-10 lifetime but only 6-8 over the last 7 seasons ... In Baltimore, **Morris** is 8-6 lifetime but has won 5 of his last 6 decisions here.

Jeff Robinson beat the O's June 15th with a 5-hit shutout, 1-0, on a sac fly by **Dave Bergman** that made a loser of **Mike Boddicker**. ... **Guillermo Hernandez** appeared in 7 games and was 1-1-1 while holding the O's to a .150 average (20-3) ... **Walt Terrell** is 5-2 lifetime against the Birds.

ORIOLES BATTING: Mickey Tettleton batted .360 (25-9) and hit 3 home runs, 2 of them in one game on June 13th (from each side of the plate) ... The 2nd smash was a 3-run sudden death blast in the 9th inning off **Hernandez**, who hadn't yielded a run in more than a month ...

Brady Anderson enjoyed his 1st 4-hit game in the majors on Sep. 16 at Tiger Stadium. He also registered his only 3-hit game against the Tigers, on opening day for the Red Sox at Fenway. Overall, he batted .333 (39-13) vs. Detroit (.348, 23-8, for the O's).

Eddie Murray finished on a high note against the Tigers ... He batted .367 (49-18) with 4 homers and 12 rbi in the 13 games ... Lifetime he hit 31 homers (tied with Chicago for most vs. one club) and had 98 rbi in 160 games ... His 19 homers at Tiger Stadium were the most he hit in a ballpark on the road ... This despite the fact that his .250 average (611-153) was his lowest vs. one club.

Bill Ripken's .288 average (52-15) against the Tigers is his 2nd best, but 6 of his teammates are batting .200 or below lifetime: **Ken Gerhart** (.190, 42-8), **Rene Gonzales** (.086, 35-3), **Terry Kennedy** (.175, 57-10), **Carl Nichols** (.125, 8-1), **Joe Orsulak** (.098, 41-4), and **Larry Sheets** (.200, 125-25).

ORIOLES PITCHING: Bob Milacki, just up from an exceptional season with Rochester (12-8), made a sensational major league debut at Detroit on Sep. 18 ... He pitched one-hit ball for 8 innings (walked 4 and fanned 4), and left with a 2-0 lead following a 1:17 rain delay in the top of the 9th ... **Niedenfuier** finished up to preserve the victory ... **Milacki** threw 106 pitches and allowed only one runner to get to 2nd base.

Next time out, 5 days later against the Tigers in Baltimore, the rookie from Lake Havasu, AZ, pitched almost as well but wasn't as fortunate with his relief help ... He had a 3-1 lead in the 9th but gave up a leadoff homer to **Nokes**. **Niedenfuier** relieved him at that point, then blew the save opportunity. The latter became the winner himself in the bottom half on a throwing error by **Nokes**. In 2 games vs. the Tigers, **Milacki's** era was a spiffy 1.13 (ip-16, h-6, er-2).

No current Orioles pitcher has more than one lifetime win against the Tigers ... **Niedenfuier**, now with Seattle, appeared in 5 games and played a significant role in each ... He was 2-1 with 2 saves with a 9.00 era (ip-5, er-5).

★★★

VS. KANSAS CITY ('88: 0-12, Lifetime: 125-107) ... During the Orioles' 35 years back in the A.L., '54 thru '88, one team has swept a season series only 3 times in the major leagues (excluding the strike shortened '81 season), and the Birds have been involved in all 3 instances:

1970—Baltimore-12, Kansas City-0
1978—Baltimore-11, Oakland-0
1988—Kansas City-12, Baltimore-0

The Royals avenged the O's sweep of '70, but their current winning streak (13 in a row) is 10 shy of the Birds major league record 23 consecutive victories over the Royals ... The O's lost the 1st game ever played between the 2 clubs (May 9, '69, **Dick Drago** over **Dick Hall**), then won the last 11 that season and all 12 the following year.

Since the end of that 23-game skein, the Royals hold a 106-102 edge in the rivalry ... The Royals are 55-49 during the 80s.

The Royals scored 9 runs in the 1st inning on Apr. 22 at K.C. and registered a club record 7 straight hits (the first 6 off Mike Morgan) ... The game of July 30 played in Baltimore where the temperature was a record 103 degrees. The 2 clubs threw a total of 353 pitches in a game that went 3:46, thanks in some measure to 11 KC walks, but the Royals won anyway, 8-7.

The statistics from the '88 season series were as one-sided as the won-lost records of the 2 clubs ... The Royals hit .313 (438-135) to the Orioles' .196 (397-78), outscored the Birds 72-34, and their 2.35 era (ip-111, er-29) was less than half of the O's pitching staff's 5.50 (ip-106.1, er-65).

ROYALS BATTING: Frank White led the Royals in batting with a .419 (43-18). His career average vs. Mike Morgan is an awesome (.500, 30-15) ... K.C.'s biggest run producers were **Danny Tartabull** (16 rbi, 3 hr) and **Bo Jackson** (.333, 45-15, 4 hr, 13 rbi). **Tartabull** hit a slam off **Jay Tibbs** on Aug. 11 in Royals Stadium ... **Jackson** was much improved over his performance vs. the O's as a rookie in '87 (.219, 32-7, 0 hr, 0 rbi), and cut his strikeout total from 17 to 7.

Kurt Stillwell batted .392 (51-20), and **Kevin Seitzer** illustrated an amazing flare for consistency. In '87, his rookie year, he batted .356 (45-16) ... Last year he hit .364 (44-16) ... **Bill Buckner** has a .388 (103-40) lifetime average at Memorial Stadium.

Willie Wilson stole 5 bases in as many tries and has now swiped 43 in 50 attempts lifetime vs. the O's (86%), slightly better than his overall rate of 84% (sb-564, cs-107) ... **George Brett** is hitting .317 lifetime vs. the O's (593-188), and .312 (7691-2399) against the world.

Pat Tabler ranks 6th among all active Orioles opponents with a career .339 (257-87) ... "Mr. Bases Loaded" won a game in sudden death at K.C. on Aug. 9 with a 3-run double ... The Royals had trailed by 2 ... Lifetime with 3 men on **Tabler** is batting .579 (64-37) with 87 rbi ... He was 5-for-5 in that situation after joining the Royals from Cleveland last year, and 8-for-9 on the season.

ROYALS PITCHING: Bret Saberhagen went 3-0 in 3 starts, had a 1.50 era (ip-24, er-4) ... The O's batted .188 against him (85-16) ... The year before **Saberhagen** was 0-2 vs. the O's who hit .317 (.60-19) ... Lifetime, he is 5-4 ... **Charlie Leibbrandt** fanned a career-high 11 batters while pitching a 4-hitter vs. the O's on July 31 at Baltimore ... He was 1-0 in 2 starts and held Orioles' batters to a .193 average (57-11) ... Lifetime, he's 5-3.

Matt Gubicza was 2-0 in 3 starts and held Baltimore batters to a .165 average (79-13). Two former Cincinnati Reds, **Ted Power** and **Jeff Montgomery**, were both 2-0 in relief ... **Montgomery** earned his victories in the final 2 Orioles-Royals games, in K.C., Aug. 10 & 11.

VS. KANSAS CITY (Cont.)

ORIOLES BATTING: Rick Schu hit .313 (16-5) and Fred Lynn .333 (15-5), but 13 of the 20 O's who batted against K.C. last year batted less than .200 . . . **Eddie and Cal** each drove in 8 runs . . . **Cal** hit 5 of the O's 10 homers and **Eddie** hit 3 . . . **Cal's** .284 lifetime average (324-92) is the highest among current Orioles . . . His 5 career homers off **Saberhagen** are a career high vs one pitcher.

ORIOLES PITCHING: Jose Bautista, Tom Niedenfuer, and Mark Thurmond were all 0-2 . . . **Mike Morgan**, 3-8 lifetime vs. K.C., started twice in K.C., pitched only 1/3 of an inning and allowed a total of 9 earned runs in the 2 assignments.

★ ★ ★

VS. MILWAUKEE ('88: 4-9, Lifetime: 166-110, .601) . . . The O's lost the first 5 games of the season series, then the 2 clubs split the last 8 . . . The Birds, who had lost the first 9 games against the Brewers in '87, are 6-20 against them over the past 2 years, and 7-24 beginning Sep. 21, '86 . . . Despite all this, the O's lifetime .601 percentage vs. Milwaukee (including Seattle '69) is their best against an Eastern team.

At Milwaukee, the O's are 74-60 vs. the Brewers, but have gone only 3-14 there starting Sep. 24, '86 . . . That stretch included an 11-game losing streak at County Stadium that was snapped when **Jeff Ballard** hurled his first big league shutout, a 3-hitter on Aug. 13. It was Jeff's 25th birthday and it was also the night **Edward Bennett Williams** passed away in Washington.

ODDS AND ENDS: The temperature was 67 degrees on opening day, one of the balmiest in club history . . . The crowd for that game was 52,395, the largest in club history for a regular season home game . . . The 12-0 pasting absorbed by the O's in that game tied the A.L. record for largest margin of victory/defeat in an opening game shutout . . . It was only the 2nd time the O's had ever been blanked in an opener (1st at home) . . . The other was the 1st game ever played by the club, in Detroit in '54.

When the O's lost to Milwaukee on April 21, it marked the 13th time in 15 games the temperature had been in the 40s at the start . . . On Aug. 7, the O's lost again to the Brewers, this time in Baltimore . . . It was the 15th time in the last 18 playing dates at Memorial Stadium when the first-pitch temperature was 89 or more.

BREWERS BATTING: Rob Deer had a most productive year at the O's expense . . . He hit .391 (46-18) with 7 extra-base hits, including 2 homers, a club leading 12 rbi, and 12 of his 153 strikeouts, most by an O's opponent.

Greg Brock had a .348 (46-16) average against the O's and a 46% (56-26) on-base percentage (bb-8, hp-2) . . . **Jim Adduci**, the former Yokohama (Taiyo) Whale, went 6-for-13 (.462) . . . **Paul Molitor** stole 6 bases in 6 tries against the O's, and is now 26-for-29 (90%) lifetime.

BREWERS PITCHING: **Chris Bosio** went the route twice in 2 starts, was 2-0 had had a 1.42 era (ip-19, er-3) in 3 appearances . . . **Mike Birkbeck** went 2-0 as well (in 2 starts, 2 appearances). He is 4-0 lifetime vs. the O's (including a win in his major league debut on Sep. 28, '86), and 12-13 in the A.L.

Ted Higuera was 2-1, fanned 21 and walked only 4 in 21.1 innings spread over 3 starts . . . over the past 2 years Higuera has gone 4-2 while holding the O's to a .205 average (171-35).

In '88 **Dan Plesac** saved 3 games in his 5 appearances against the O's while not allowing a run . . . The O's have batted .130 (46-6) against him over the last 2 seasons in 9 appearances, including 6 saves . . . **Juan Nieves** who went 2-0 in '87 with a no-hitter vs. Baltimore, was 1-1 last year in 3 appearances (2 starts) with a 7.62 era (ip-13, er-11).

ORIOLES BATTING: **Mickey Tettleton** hit .400 (20-8) and **Joe Orsulak** .350 (40-14) . . . **Cal Ripken** hit 3 homers, and **Eddie Murray** drove in 11 runs in 13 games . . . **Eddie** wound up with a .316 career average vs. the Brewers (567-179) . . . He hit 30 homers, surpassed only by his 31 against both Chicago and Detroit, and drove in 105 runs vs. both the Brewers and Angels, his top figure against individual clubs.

Bill Ripken's .296 (81-24) career average vs. the Brewers is his best . . . Brother **Cal** is batting .283 (368-104) . . . **Phil Bradley** is batting .317 (142-45) against Milwaukee.

ORIOLES PITCHING: **Ballard** (see paragraph #2 above) was 1-1, but held the Brewers to a .196 (51-10) average while compiling a 1.29 era (ip-14, er-2) . . . **Jose Bautista** (1-1) held Milwaukee to a .197 average (76-15) and had a 1.37 era (ip-19.2, er-3).

Bautista and **Mike Morgan** combined to pitch complete games in both ends of a doubleheader on Aug. 5 in Baltimore. It was the only time all year the O's put complete games together back-to-back . . . **Morgan's** 7 wins vs. the Brewers are a career high (he's lost 6) . . . **Mike Boddicker** went 0-2 vs. the Brewers.

★ ★ ★

VS. MINNESOTA ('88: 3-9, Lifetime: 203-171 vs. Min. only) . . . The O's have gone 8-16 vs. the Twins while losing the last 2 season series . . . Prior to that, the Birds had won 7, lost one and tied 2 over a 10-year span from '77 thru '86 . . . The 9 victories against the O's were the most in 21 years since they went 10-8 vs. the Birds in '67 . . . The Twins beat the O's in Memorial Stadium, 4-3, on the hottest July 16 ever recorded in Baltimore (103 degrees).

AMERICA'S TEAM: The O's lost their A.L. record 21st straight game in Minny on Thu. Apr. 28 . . . On that day only, stations in New York City, Chicago, San Antonio, Cincinnati, Indianapolis, Portland (OR), and Charlotte joined the O's-WBAL radio network to hear history being made.

TWINS BATTING: **Randy Bush** led all Orioles' opponents in both batting average—.481 (27-13) and on-base percentage—.617 (37-23, bb-8, hp-2) . . . He hit 3 homers and drove in 11 runs in 10 games, exactly doubling his home run and rbi totals accumulated over 40 previous career games vs. the O's.

Kirby Puckett batted .375 (48-18) with 3 homers and 8 rbi to raise his lifetime average against the O's to .321 (218-70) . . . His lifetime average in the A.L. is .320 (3209-1028) . . . Others who hit well against the O's last year were: **Al Newman**—.421 (21-9) and **Dan Gladden**—.344 (32-11).

Kent Hrbek hit 5 home runs against Balmer pitching, tying him for the lead among all opponents with Boston's **Mike Greenwell** . . . He hit all 5 in 4 straight games vs. the O's, Apr. 26-27-28 (in Minny) and May 5 in Baltimore, including 2 on Apr. 26 . . . They were the first 5 homers he hit all year after going without one in his first 57 at bats . . . In 3 games at the Dome, Apr. 26-27-28, he went 7-for-11 (hit 4 hrs) and raised his average from .222 to .292.

Lifetime, **Hrbek** has hit 19 homers and 54 rbi in 80 games vs. the O's on a .250 average (304-76) . . . **Gary Gaetti**, who has also appeared in 80 games vs. the Birds, is batting .303 (294-89) with 12 homers & 42 rbi.

TWINS PITCHING: Cy Young winner **Frank Viola** was 3-0 vs. the O's in '88 and held the O's to a .188 average (69-13) while compiling a 1.80 era (ip-20, er-4) . . . He has now won 5 straight over the Birds since his last loss to them on July 17, '86. Lifetime he's 9-5 . . . **Allan Anderson** was also 3-0 in 3 starts, his first 3 lifetime decisions vs. the O's.

Jeff Reardon, against whom the O's batted .130 (23-3), saved 3 games in 5 appearances . . . He's 1-1 with 5 saves in 9 appearances during his 2 A.L. seasons.

ORIOLES BATTING: **Cal Jr.** batted .390 (41-16) against the Twins last year with no homers, 7 rbi, 10 walks and had a .500 (52-26) on-base percentage. His .347 (323-112) career average against Minnesota is his highest vs. one club . . . He has never missed a game vs. the Twins since he joined the O's in Aug. '81 (84 games) . . . Has hit 14 homers in the Twin Cities (9 in Dome and 5 at old Metropolitan Stadium), a career high (his high for one ballpark is 10 at Comiskey Park).

Cal has hit over .300 vs. the Twins every year but one: '82—.326, '83—.367, '84—.313, '85—.340, '86—.340, '87—.261, '88—.391 . . . He has had 3 five-hit games in his career, 2 of them vs. the Twins at the Dome (Sep. 3, '83 & May 5, '85) . . . In the first of those 2 games, he tied or broke 4 club records in a 13-0 Orioles rout, among them most total bases, game (13, tied) . . . Lifetime, he has driven in 33 runs in 42 games at the "Hump."

Larry Sheets has a .318 (110-35) career average against the Twins . . . On May 4th in Balmer, he tied the game in the 9th with a sac fly off **Reardon**, then won it in the 11th with a double of **Keith Atherton**. On July 22, he hit a 442' homer in Minny off **Juan Berenguer** . . . **Phil Bradley's** .325 average (169-55) vs. Minnesota is his high vs. one opponent as are his 28 rbi.

55

VS. MINNESOTA (Cont.)

Eddie Murray batted .313 (505-158) lifetime vs. Minnesota with 29 homers & 96 rbi in 134 games. . . . **Eddie** homered in each of his last three '88 at bats against **Bert Blyleven**. . . . In 17 games vs. the Twins at Memorial Stadium, **Fred Lynn** hit 10 home runs and drove in 28. . . . While playing for the Orioles in 36 games against the Twins (home and road), he hit 16 homers and drove in 41 runs.

ORIOLES PITCHING: Only 3 pitchers on the current staff have ever beaten the Twins: **Mike Morgan** (5-5, 1-1 last year), **Dave Schmidt** (3-1-2) and **Mark Williamson** (1-0). . . . **Williamson**, in 7 career appearances, has pitched 13 innings vs. Minnesota and allowed only one earned run (0.69 era). **Morgan's** win over the Twins in relief on July 23 at the Dome was his first anywhere since Sep. 25, '87.

VS. NEW YORK ('88: 3-10, Lifetime: 294-301) . . . The O's went 2-2 in the first 4 games against the Yankees, then lost 7 in a row and 8 of the last 9. . . . It was the 6th straight year the Birds had dropped the season series to the Bombers (starting '83). . . . During that period the O's are 23-55 (.295), and over the last 4 campaigns their record is 12-40 (.231).

BEST RECORD VS. THE YANKEES: From Sep. '70 to 'Sep '87, the O's bore the distinction of being the only team in the A.L. with a lifetime winning record vs. the Yankees. That dominance reached its climax on June 21, '83 when Baltimore's record against them was 26 games over .500 at 272-246. . . . Since then it's been 22-55.

However, the Orioles can still claim the best career won-lost percentage against the Yankees at .494. . . . Detroit ranks 2nd at .491 (810-841) and the Milwaukee (only) Brewers 3rd at .479 (128-139).

The O's generally dominated the rivalry over a 19-year period from '64 thru '82, particularly in the 4 seasons from '65 thru '68 when they went 54-18 (.750) vs. New York, including 30-8 in the Bronx.

In the early days the Yankees built up a huge surplus in wins. For example, the O's were 8-36 (.182) after their first 2 years in the league ('54-'55) and were only slightly improved at 34-76 (.309) thru the first 5 seasons ('54 thru '58).

At Yankee Stadium, the O's are 130-150 (.464), and also rank as the most successful of Yankees' opponents lifetime, despite a 1-5 mark in '88, and an 8-24 record there over the last 5 seasons (starting '84). The Oakland (only) A's (.412, 49-70) and Detroit Tigers (.410, 253-364) are 2nd and 3rd respectively.

The O's were 91-100 in old Yankee Stadium, are 39-50 in the facility since its renovation was completed (reopened in '76), and went 9-9 while playing the Yankees in Shea Stadium ('74-'75).

From '65 thru '68 Yankee Stadium was the O's 2nd favorite place to play. . . . During that period, they were 30-8 in NYC, including 10-1 in '65.

THE LONGEST GAME: The O's & Yankees played the 2nd longest major league game of the year, by time on June 4 in Baltimore. . . . It started at 7:36 p.m. and ended at 1:22 a.m. some 5:46 (and 14 innings) later. . . . It was also the longest game in Orioles history, by time, and the ending was the latest ever at Memorial Stadium.

The finish was sudden and unexpected. . . . Entering the home 14th the O's trailed by 2, but loaded the bases in the bottom half off **Hipolito Pena** before he struck out both **Mickey Tettleton** and **Fred Lynn**. At that point, **Cecilio Guante** came on to face **Cal Ripken**. . . . **Cal** hit a shot to **Mike Paliarulo** at 3rd. . . . **Pag** made a fine stop, spun and threw from his knees. . . . The throw skipped past 1st baseman **Gary Ward**, bounced off the television pit railing and skidded into right field as all 3 O's runners crossed, giving the Birds a 7-6 victory. . . . The play was ruled as an E-5 all the way.

ODDS AND ENDS: The Yankees stole 5 bases in one game on June 3 in Baltimore, 3 by **Rickey Henderson** and 2 by **Claudell Washington**. . . . **Mike Boddicker's** complete game victory on June 10 was the O's first against anybody in 86 games, since Sep. 4, '87.

YANKEES BATTING: **Jack Clark**, in his lone A.L. season, made a telling impression on the O's. . . . They walked him 19 times (and hit him once) in 58 plate appearances spread over 13 games. . . . Still he managed to hit 3 homers and drive in 9 runs, and he had a whopping .534 (58-31) on-base pct.

Don Mattingly who appeared in only 7 games (and only 13 over the past 2 seasons), is batting .311 lifetime vs. the O's (241-75) with 13 homers and 57 rbi in only 63 games. . . . His lifetime mark against all comers is .327 (3391-1109).

Ken Phelps has enjoyed a productive time against Baltimore over the past several seasons. . . . Last year for the Mariners & Yankees combined he batted .417 (24-10) with 4 homers & 7 rbi in 10 games. . . . Over the last 3 years, he has gone 25-for-82 (.305) in 30 games, and 12 of his 25 hits have been home runs. . . . In that span he's had 23 rbi.

Don Slaught hit .318 (22-7) in limited service for the Yankees against the O's. . . . He's batting .331 (172-57) lifetime vs. the Birds, 8th among all active opponents. **Dave Winfield** is a .287 lifetime hitter vs. the O's (383-110) with 19 homers & 65 rbi in 97 games.

Rickey Henderson's career numbers vs. the O's are legendary. . . . He's batting .343 (385-132), has drawn 81 walks (in 103 games), has a .456 on-base percentage (468-213, including 2 sf, 0 hp), and has stolen 73 bases in 83 attempts (88%).

YANKEES PITCHING: **Richard Dotson** enjoyed a successful season vs. the O's. . . . He was 3-0 in 3 starts (2.11 era, ip-21.1, er-5) and held the Birds to a collective .215 average (79-17). . . . **Dotson** is now 10-8 lifetime, not including his loss in the '83 ALCS. . . . **Charles Hudson** is 0-1 in regular season competition vs. the O's ('87), but is 0-3 lifetime if you include losses in games #2 and #5 in the '83 World Series while he was with Philadelphia.

The only other pitcher with multiple '88 decisions in the season series was **Rick Rhoden**, who was 1-1. . . . He was 3-1 in 2 A.L. seasons. . . . **Rhoden**, incidentally, became the first pitcher to start at dh since the rule was initiated in '73. . . . It was on June 11 in New York. . . . He was 0-for-1 with a sac fly in 2 trips, both against **Jeff Ballard**.

Ron Guidry was 1-0, and went 11-9 lifetime against Baltimore in a Yankees' uniform (assuming he won't return in '89). . . . His '88 victory on Sep. 27 in Balmer, was his 1st at the O's expense in 3 years (since Sep. 28, '85). . . . **Dave Righetti** over the past 3 seasons has won/saved 14 of the Yankees 28 wins against the Birds (w-1, sv-13). . . . During the last 4 seasons vs. Baltimore, he's 2-0 with 16 saves in 23 appearances.

ORIOLES BATTING: The 6 current Orioles with the best lifetime averages against the Yankees, after last year, were **Carl Nichols** (.444, 18-8), **Rene Gonzales** (.358, 53-19), **Joe Orsulak** (.355, 31-11), **Rick Schu** (.350, 20-7), **Ken Gerhart** (.318, 66-21), and **Phil Bradley** (.310, 168-52).

Speaking of **Nichols**, the O's rookie, a catcher by trade, caused **Mattingly** some frustration late last season while playing the outfield (rf) for only the 2nd time in the majors. . . . The date was Sep. 27. First he threw **Mattingly** out trying to stretch a single into a double, then later made a sensational diving catch to rob him of a hit.

Eddie Murray had a .269 career average against the Yankees (576-155) with 25 homers & 81 rbi in 153 games. . . . **Cal Junior** is batting .268 (347-93) with 12 homers & 47 rbi in 78 games.

ORIOLES PITCHING: The pitching highlight of the season series from the Orioles' standpoint was rookie **Bob Milacki's** 3-hit 132 pitch shutout on Sep. 28 in which he walked only 2 and fanned 10. . . . It was the last of his 3 straight impressive starts in 3 big league tries after coming up from Rochester in September (his Orioles' era was 0.72, ip-25, er-2).

Milacki and **Dave Schmidt** (w-2, l-3, sv-3) are the only 2 current Orioles with a lifetime win over New York, and the only one with a career win at Yankee Stadium is **Mike Morgan** who is 2-8 there. . . . Both his wins in the Bronx were as a Yankee. . . . He's never beaten the Bombers, against whom he is 0-7.

Jay Tibbs, **Mark Williamson**, **Jeff Ballard** and **Jose Bautista** are all 0-2 lifetime vs. New York.

VS. OAKLAND ('88: 4-8, Lifetime: 141-113, .555, Oakland only) . . . The O's lost the season series to the A's for only the 2nd time in the past 12 years. During that period, the Birds have won 9 and tied one. . . . Despite a 2-4 record at Oakland last year, the O's are 73-58 lifetime in 21 seasons at the Oakland-Alameda County Coliseum since the A's moved to the Bay Area in '68.

VS. OAKLAND (Cont.)

A's FIRST GAME IN OAKLAND: The Orioles were the visiting club for the A's first game ever in Oakland on April 17, 1968 (after the franchise moved from KC following the 1967 season).

Dave McNally pitched a 2-hitter to beat **Low Krausse**, 4-1. **Boog Powell** hit the first home run in the Oakland-Alameda County Coliseum while driving in the game winning run (both in the 2nd inning) . . . **Mark Belanger**, **Brooks Robinson**, and the A's **Rick Monday** also homered in that game before a paid audience of 47,233.

A's BATTING: **Carney Lansford** batted .471 (34-16) vs. the O's, and was 12-for-23 against them during 6 games in May . . . During 6 seasons with the A's he has fashioned a .330 average (233-77) against Baltimore . . . Lifetime he's at .284 (402-114).

Mark McGwire batted .383 (47-18) last year vs. the O's with 3 doubles, 4 homers and a club leading 10 rbi . . . In just over 2 A.L. seasons, **McGwire** is batting .316 (98-31), has hit 9 homers, and has driven in 22 runs against the Birds in 27 games.

Jose Canseco ('88: .265, 49-13, hr-4, rbi-8), in 38 lifetime games, has 7 homers, 21 rbi and 40 strikeouts, and has batted .238 (147-35) . . . **Dave Henderson** went 16-for-45 in the season series last year with 9 extra base hits (2bh-6, hr-3) . . . His lifetime average of .354 (198-70) vs. the O's is 2nd among actives only to **Marty Barrett's** .378 (246-93).

Glenn Hubbard drove in the game winner in 3 straight Oakland victories (not 3 straight games) over the O's on Aug. 17, 27, 28 . . . **Walt Weiss** hit his 1st big league homer on May 15, '88, in Memorial Stadium off **Mark Williamson**.

A's PITCHING: **Storm Davis** (2-0), **Curt Young** (2-0) and **Bob Welch** (2-1) were all multiple winners against the O's last year and both **Dennis Eckersley** and **Eric Plunk** saved 2 games . . . On the other hand, the A's 20-game winner **Dave Stewart** (21-12) was 0-2 in 2 starts with a 5.82 era (ip-17, er-11).

Davis who had pitched for the O's organization for 8 years ('79 thru '86), had never worked against his former teammates until Aug. 16, the night of the day that clubowner **Edward Bennett Williams** was buried . . . He beat **Jay Tibbs** (see below under "O's Pitching") that evening (his 1st appearance in Balmer since '86) and again 10 days later in Oakland.

Ironically, **Davis** made his big league debut in Baltimore against the A's . . . It was on Apr. 29, '82 when he came on with the score tied, the bases loaded and nobody out in the top of the 9th . . . All 3 runners scored.

Young has beaten the O's 5 straight times over the past 2 years since his last loss to them on May 24, '87 . . . In Baltimore he is 5-0 lifetime with a 2.80 era (ip-35.1, er-11) in 6 games (5 starts) . . . Lifetime he is 6-2.

Stewart was off to an 8-0 start until the O's knocked him off on May 13 (one short of club record at start of season, set by **Paul Lindblad** in '75) . . . That night, also, **Stewart's** 57.1 consecutive homerless inning string came to an end, compliments of **Eddie Murray** and **Fred Lynn**, back-to-back . . . **Stewart** hasn't beaten the O's since he shut out **John Habyan** on Aug. 29, '86 in Oakland . . . He has since dropped 4 straight to the Birds . . . Lifetime he is 2-5.

Mike Boddicker beat him again 10 days later on May 23 at Oakland . . . At that point, **Stewart** was 8-3 and 2 of his losses had been to the O's . . . Though he has gone only 2-4 vs. Baltimore since joining the A's, he's held the O's to a collective .226 (190-43) average in that 3-year span.

Welch won his first 2 starts vs. the O's, allowing only one run in 17 innings . . . In his 3rd start against them, on Aug. 18, he was charged with a career high 9 runs in 3.1 innings (9 hits, 5 walks), losing to **Jeff Ballard**, 10-1 . . . Reliever **Greg Cadaret** had no decisions or saves in 3 appearances, but held the O's to a .174 average (23-4).

Eckersley has been a sensation since becoming a reliever over the last 2 years (10-6 with 61 saves in 114 appearances and a 2.77 era, ip-188.1, er-58) . . . Against Baltimore, however, the results have been relatively modest: 0-2 with 2 saves in 5 appearances and an 8.21 era (ip-7.2, er-7).

Mike Moore was 0-1 in 4 appearances (3 starts) though he held Baltimore batters to a .213 average (80-17) . . . He's now 7-8 lifetime, but has won 4 of his last 5 decisions against the O's.

ORIOLES BATTING: The A's outlit the O's .283 to .234 and outscored them 64 to 41 . . . **Eddie Murray** wound up with a .298 (493-147) average vs. Oakland with 28 homers and 92 rbi in 140 games . . . His 18 home runs at the Coliseum were 2nd only to the 19 he smacked at Tiger Stadium among A.L. road stadia.

Rick Schu is batting .368 (19-7) in limited exposure . . . Former Athletic **Mickey Tettleton** went 3-for-21 (.143) . . . **Larry Sheets** who took a .306 career average vs. the A's into the season, also hit .143 (35-5) and watched his career average dip 50 points to .266 (143-38) . . . **Phil Bradley's** career average against the A's is .307 (166-51) . . . **Cal Ripken's** .244 average (348-85) vs. the A's is his 2nd lowest (.238 vs. Cleveland, 344-82).

ORIOLES PITCHING: **Dave Schmidt** had no decisions vs. the A's last year, but lifetime he is undefeated at 4-0 with 2 saves . . . **Tom Niedenfuer** saved 3 of the O's 4 wins in the season series last year.

Tibbs was 1-3 vs. Oakland . . . When he defeated **Stewart** on May 13, the O's were 5-29, but had won all 3 games **Jay** had started . . . On Aug. 16 while losing to **Davis** in Baltimore, **Tibbs** threw 162 pitches . . . Since we've been counting pitches in the press box at home (starting '78), that is the 2nd highest reading ever for one hurler (**Bob Owchinko**, Cle., 187 on Oct. 4, '80).

Jeff Ballard, in his only '88 appearance vs. the A's, pitched a complete game 4-hitter on Aug. 18, using 142 pitches, enroute to a 10-1 win over **Welch**. **Jeff** is 2-1 lifetime.

VS. SEATTLE ('88: 7-5, Lifetime: 83-51, .619) . . . This was the only season series won by the Orioles in '88 (they tied Texas) . . . It took 4 wins in the last 5 games between the 2 clubs to make it possible . . . In 12 years, the O's have lost a season set only once ('87) to the Mariners . . . They've won 8 and tied 3.

Despite this predominance and the fact that their lifetime record vs. the Mariners is their best against a current franchise, the O's are only 23-25 against Seattle over the past 4 seasons.

When the O's beat the M's on May 21-22, it marked the first back-to-back victories for the Birds since Sep. 27-28, '87, and it was the first time the O's had captured a series against anybody since Sep. 3-4-5, '87 (vs. Oak).

BIG SCORE: The O's set a season high in runs when they mashed the M's, 12-5, on May 31 . . . **Larry Sheets** and **Joe Orsulak** led the 16-hit attack with 4 safeties apiece.

PITCHING PERFECTION: **Mark Langston** and **Jose Bautista** hooked up in a scintillating pitching duel in Seattle Sep. 3 that took only 1:45, the shortest 9 inning game of the year in the majors . . . **Langston** hurled a 3-hitter and **Bautista**, who threw only 70 pitches in his 8-inning (cg) stint, allowed only 4 hits . . . The only run of the game scored on 6th inning doubles by **Jim Presley** and **Mickey Brantley**.

LATE INNING WINS: The O's swept a doubleheader from the M's, both in sudden death fashion in Baltimore on Aug. 24. Then in the next game between the 2 clubs, on Sep. 2 at the Kingdome, won again with a 9th inning rally, giving them 3 straight last-inning wins vs. Seattle).

In the doubleheader, the 1st one swept by the O's since Sep. 24, '84, **Larry Sheets** homered in the 9th inning of the opener, and **Joe Orsulak** ended the nightcap with a 12th inning sac fly . . . **Orsulak** also drove in the game-winner on Sep. 2 with a single in the 9th.

MARINERS BATTING: The M's batted only .232 (392-91) vs. the O's, but, alas, that's precisely what the O's hit against the M's (392-91) . . . However, Baltimore did outscore Seattle by a 49-40 margin.

There weren't many highlights offensively for the Mariners . . . **Henry Cotto** hit .303 (33-10) to lead the regulars, **Brantley** led his club in rbi vs. the O's with 6, and **Ken Phelps** who was traded to the Yankees in mid-season (for **Jay Buhner**), led in homers with 2 while playing in 6 games.

All Star 2nd baseman **Harold Reynolds** batted only .162 (37-6) though he's batting .289 lifetime (114-33) . . . **Jim Presley**, who's hitting .241 lifetime (199-48), batted only .162 vs. the O's last year (37-6).

VS. SEATTLE (Cont.)

Steve Balboni, who split the season between Kansas City & Seattle, continued to struggle against the Birds, and is now batting .191 lifetime (194-37) with 10 homers in 61 games.

Alvin Davis has a .235 career average (217-51) against the O's with 5 homers & 18 rbi in 58 games, but **Dave Valle** is batting .429 (49-21), though in only 12 games.

MARINERS PITCHING: **Mark Langston** (3-0) earned 3 of the M's 5 wins against the O's in 4 starts (including one no-decision) . . . He had a 1.44 era (ip-31.1, h-20, er-5), fanned 23, walked 11, and held Orioles batters to a .189 average (106-20) . . . **Langston** is now 7-4 lifetime and has won 6 straight decisions over the Birds since he last lost to them on May 18, '87.

ORIOLES BATTING: The O's offensive efforts against the Mariners were modest . . . However, **Joe Orsulak** was most impressive at .419 (31-13) with 3 of his (8) homers . . . **Larry Sheets** batted .300 (40-12), and has a career .319 (135-43) vs. the Mariners, his highest average against a single opponent . . .

Eddie Murray finished his A.L. career with a .305 (495-151) average, 16 homers & 85 rbi in 132 lifetime games vs. the Mariners . . . The **Ripken** brothers both struggled against Seattle pitching . . . **Cal** hit .222 (45-10) (he's batting .274 lifetime vs. M's) and **Bill** batted .120 (25-3) . . .

ORIOLES PITCHING: **Mark Williamson** was the only multiple winner for the O's at 2-1 in '88 . . . In 10 lifetime appearances vs. the Mariners, he has a 2.36 (ip-26.2, er-7) . . . His loss, on May 20, was his 1st major league complete game.

Tom Niedenfuer was 1-0 with 3 saves in 5 appearances, did not give up a run, and held the M's to an .086 average (18-1).

Greg Olson, the O's #1 '88 draft selection who joined the club on Sep. 2 in Seattle, made his debut that night, and picked up the victory . . . He came on at the start of the 8th with the O's down 3-1, fanned **Balboni**, his 1st big league batter and got out of the inning unscathed . . . The O's scored 3 in the top of the 9th, then **Niedenfuer** finished up and got the save.

VS. TEXAS ('88: 6-6, Lifetime: 115-77, .599 Texas only) . . . The O's won-lost percentage against the Washington Senators/Texas Rangers combined (250-158, .644) is their best vs. one franchise . . . Against the Rangers only, the Orioles' .599 is 2nd only to their .619 (83-51) vs. Seattle.

At Texas the O's are 62-35 (.639), their top percentage on foreign soil (current ballparks only) . . . In the 17 seasons since the Rangers left Washington, the O's have won 10 season series, lost 3 and tied 4 . . . Despite the Orioles' recent adversity, they are 55-29 (.655) against the Rangers during the past 7 years.

Though outscored by the Rangers 69-59, the Orioles went 6-6 in the series, and won the season set from the Mariners . . . They had a losing record against the 11 other clubs.

"**Fantastic Fans**" Night was the biggest day of the year in many ways for the O's . . . it was May 2nd and the club was returning from a road trip with an overall 1-23 record . . . It started early in the morning with remote appearances on the Today Show at Memorial Stadium with **Willard Scott** by **Mayor Curt Schmoke**, **Brooks**, and **Frank** as well as **General Manager Roland Hemond**.

At noon the O's announced the release of **Scott McGregor**, and at 4 o'clock the classy lefthander held a highly emotional press conference.

Then, after several hours of negotiation between representatives of the Maryland Stadium Authority and the Orioles, **Governor William Donald Schaefer** and Orioles owner **Edward Bennett Williams** came to the ballpark and shook hands on a new stadium agreement calling for a 15-year lease plus a 5-year option.

Just before game time, **Governor Schaefer** trotted out on the field to make the very dramatic announcement regarding the new ballpark to some 50,402 who had come out to welcome the O's home despite the 1-23 record . . . The size of the crowd drew the attention of the entire country. During the early innings, the governor, stadium authority representatives and Orioles' officials held a makeshift press conference in the media dining room behind the press box.

Then, behind **Jay Tibbs**, the O's pounded out 10 hits off **Guzman** and 3 other pitchers to beat the Rangers, 9-4, for their 1st home victory of the season . . . It was, for one night, just like old times . . . It was also the last time that **Edward Bennett Williams** would ever see his Orioles play in person . . . He passed away just over 3 months later on Aug. 13.

RANGERS BATTING: The Rangers hit .290 (410-119) as a club in 12 games vs. the O's . . . Their top hitters were **Geno Petralli** at .364 (22-8) and Stanford **Steve Buechele** at .353 (34-12), a pace that boosted his lifetime mark against the O's to .230 (113-26).

Ruben Sierra was the top rbi producer with 8 in 12 games and over the past 2 years has 19 in 24 games. **Pete Incaviglia** has hit 8 homers & 23 rbi in 30 games lifetime vs. Baltimore.

Three ex-Rangers (as of '89) all hit .333 against the O's in '88 while still playing for Texas: **Pete O'Brien** (45-15), **Oddibe McDowell** (24-8), and **Larry Parrish** (30-10) . . . **Buddy Bell** returns to the A.L. and to the Rangers for the 1st time since they traded him to Cincinnati in July '85 . . . At the time he left the A.L., **Bell** was batting .284 lifetime (7253-2061) against the league and .243 (621-1501) vs. the O's.

Jim Sundberg has a .305 career average (430-131) in 131 games . . . **Julio Franco** is hitting .302 (295-89) in 75 games.

RANGERS PITCHING: **Jose Guzman** went 3-1 in 4 starts vs. the O's while striking out 23 in 26.1 innings . . . He lost his 1st start May 2nd (see "Fantastic Fans" Night above), and at that point was 0-4 lifetime . . . He has since won 3 in a row . . . He gave up 5 of the 14 homers yielded by Texas pitchers to Baltimore batters.

Charlie Hough was 1-1 and is 4-9 lifetime against the Birds . . . He is now 0-5 lifetime in 7 starts at Memorial Stadium where his era is 4.83 (ip-41, er-22) . . . He hadn't allowed a home run on the road all year, thru 71.2 innings, until **Jim Traber** & **Ken Gerhart** connected back-to-back in Balmer on July 9.

Nolan Ryan returns to the A.L. after 10 years . . . He is 5-13 lifetime against the Orioles, pitched one no-hitter against them (for the Angels at Anaheim June 1, '75), and has a 3.86 era (ip-147.2, er-63) while fanning more than one Oriole an inning (166 k's).

Paul Kilgus, 1-2 in '88, is 1-4 lifetime . . . **Bobby Witt** appeared in only one game and gave up only 5 hits, but he also walked 10 in 8 innings while losing, 2-1, to **Jose Bautista** in Balmer on July 10 . . . **Ray Hayward** made his A.L. debut in Baltimore on May 3 and also earned his 1st major league win, over **Mike Boddicker**.

ORIOLES BATTING: **Cal Ripken** hit .304 (46-14) with 3 homers & 7 rbi and is now batting .313 (332-104) lifetime against the Rangers . . . **Cal** has never missed a game against the Rangers since he joined the O's in Aug. '81 (84 games) . . . **Eddie Murray** finished at .285 (478-136) with 17 homers (10 of them at Arlington) and 80 rbi in 125 games.

Keith Hughes (.462, 13-6) and **Joe Orsulak** (.357, 14-5) did well in cameo appearances . . . **Rick Schu** batted only .152 (33-5) but one of those hits was his 1st career grand slam on July 2 off **Kilgus** at Texas which helped make the O's a 7-4 winner . . . **Phil Bradley** is batting .321 lifetime (170-61) against the Rangers.

ORIOLES PITCHING: **Jay Tibbs** was 2-0 (see "Fantastic Fans" Night above) and **Jeff Ballard** was 0-2 . . . In 2 starts, **Ballard** he worked only 4.2 innings and gave up 8 earned runs (15.43 era) . . . **John Habyan's** only '88 victory (and his only decision) was at the Rangers' expense on July 2 at Texas . . . He's 3-0 lifetime against Texas.

VS. TORONTO ('88: 5-8, Lifetime: 84-69, .549) . . . The Jays won the season series for the 4th time in the last 5 years . . . During that period (starting '84) they are 42-22, .656.

At Memorial Stadium last year, however, the O's were 4-2 and are now 49-28(.636) lifetime at home against the Jays despite going only 13-19 these past 5 seasons.

It's a different story at Exhibition Stadium . . . The Orioles have dropped 12 of their last 13 games there, and have gone 11-27 (.289) in the Jays' original ballpark beginning '83 (6 years) . . . Lifetime, the O's are 35-41 in Toronto.

VS. TORONTO (Cont.)

BLUE JAYS BATTING: The Jays outthit the O's .278 to .220 and outscored them 56-43 . . . The Blue Jays' keystone combination, **Tony Fernandez** and **Manny Lee**, were consistently devastating against Baltimore. **Lee** hit .353 (34-12) in 10 games and **Fernandez** .351 (57-20) in 13 . . . **Fernandez** has hit Orioles' pitching at a .398 clip (113-45) over the last 2 years, and has a .329 (219-72) lifetime average, 9th among active opponents.

George Bell has driven in 28 runs in the 25 games he's played against the O's over the past 2 years . . . He has 49 rbi and 17 homers in 68 games career games vs. Baltimore.

Fred McGriff hit 4 homers vs. the O's last year while batting .318 (44-14) . . . A couple of veteran Orioles tormentors struggled in the season series . . . **Ernie Whitt** batted only .156 (32-5) and **Jesse Barfield** hit only .205 (44-9) with just one home run and 3 rbi . . . Lifetime, he is still batting .304 (260-79) with 17 homers & 43 rbi in 82 games.

BLUE JAYS PITCHING: **Dave Stieb** was 2-0 last year, allowing only 2 earned runs in 15 innings over 2 starts (1.20 era) and held the O's to a collective .104 average (48-5) . . . **Stieb**, who is 5-7 lifetime, earned both his victories in Toronto . . . They were his first 2 decisions against the O's since he beat **Jim Palmer** on Apr. 18, '84 . . . He has never won a game in Baltimore, where he is 0-4.

On Sep. 30 in Toronto, for the 2nd time in 2 starts, **Stieb** watched a no-hitter vanish with 2 out in the 9th inning . . . This time it was a bloop single by **Jim Traber**, beyond the reach of 1st baseman **Fred McGriff** . . . In **Stieb's** last previous start, Cleveland's **Julio Franco** had played the spoiler with a bad-hop base hit.

Jim Clancy, now with the Astros, was 3-1 in 4 starts vs. the O's . . . Lifetime he is 14-12. He won 6 of his last 7 decisions vs. Baltimore, and 4 of his 11 A.L. shutouts have been at the expense of the Orioles.

In Baltimore, **Clancy** once put together a string of 27 consecutive scoreless innings . . . The streak began Aug. 4, '84 and ended June 12, '87 . . . He's only 6-7 lifetime on 33rd Street (3 of those wins were shutouts), but was 0-5 at the start of his career (he didn't win his 1st game here until June 5, '83).

Mike Flanagan held the O's to a .220 average (50-11), but was 0-2 against them in 2 starts . . . His lone career victory vs. the O's occurred in Toronto (over **Jose Mesa**) on Sep. 15, '87 . . . At the time he was traded to the Blue Jays (Aug. 31, '87 for **Mesa** and **Oswald Peraza**), he was 17-7 lifetime against Toronto, making him the biggest winner ever vs. the Jays.

Tom Henke faced only 6 Orioles batters last year in 2 appearances, but picked up 2 saves . . . In 16 career outings vs. Baltimore, **Henke** is 3-1 with 6 saves . . . **John Cerutti**, 1-1-1 last year, has held the O's to a .213 (108-23) average over the past 2 years . . . Lifetime, he's 4-1-1 . . . **Jimmy Key** has won 3 straight from the O's since losing 5 in a row in '85-'86 . . . Lifetime, he's 5-6.

ORIOLES BATTING: A couple of newcomers enjoyed the most success offensively against the Jays . . . **Rick Schu** batted .345 (29-10) and **Joe Orsulak** .357 (19-7) . . . **Cal Ripken** batted .289 (38-11) with one homer & 7 rbi, and had an on-base percentage of .460 (50-23, including 11 walks and a hit by pitch) . . . Lifetime, he's batting .263 (334-88) with 12 homers & 48 rbi.

Eddie Murray leaves the league having batted .295 (581-153) with 25 homers & 89 rbi in 140 games vs. Toronto . . . **Larry Sheets** has hit .295 (122-36) lifetime against the Jays also . . . **Phil Bradley** has a .323 career average (167-54).

ORIOLES PITCHING: **Jeff Ballard** was the O's workhorse against the Jays, having gone 2-2 . . . The Stanford University product started twice against Amherst's **John Cerutti**, and once against Harvard's **Jeff Musselman**. In his final outing against the Jays, he was the victim of **Stieb's** one-hitter (Sep. 30).

Dave Schmidt, the only Oriole to beat the Blue Jays (1-0) in '87, was 1-1 in '88 . . . **Jay Tibbs** was 1-2 vs. Toronto last year.

LEADING OPPOSING HITTERS, 1988

Batting (min 25 at bats)

.481 (13/27)—Randy Bush, Min
.471 (16/34)—Carney Lansford, Oak
.419 (18/43)—Frank White, KC
.400 (20/50)—Mike Greenwell, Bos
.392 (20/51)—Kurt Stillwell, KC

Hits

20—Tony Fernandez, Tor
Mike Greenwell, Bos
Kurt Stillwell, KC

Doubles

6—Dave Henderson, Oak
Frank White, KC

Triples

3—Tony Fernandez, Tor
Kurt Stillwell, KC

Home Runs

5—Mike Greenwell, Bos
Kent Hrbek, Min

RBI

17—Mike Greenwell, Bos
Danny Tartabull, KC

Walks

19—Jack Clark, NY

Strikeouts

12—Rob Deer, Mil

Stolen Bases

10—Rickey Henderson

Slugging Pct.

.820—Mike Greenwell, Bos
(ab-50, tb-41)

On-Base Pct.

.622—Randy Bush, Min
(23-for-37)

TOP 10 ACTIVE HITTERS VS. ORIOLES

(100 at bats minimum)

1—378, Marty Barrett, Bos (246-93)
2—354, Dave Henderson, Oak (198-70)
3—347, Wade Boggs, Bos (317-110)
4—344, Cory Snyder, Cle (122-42)
5—343, Rickey Henderson, NY (385-132)

6—339, Pat Tabler, KC (257-87)
7—335, Larry Herndon, Det (212-71)
8—331, Don Slaught, NY (172-57)
9—329, Tony Hernandez, Tor (219-72)
10—327, Jim Rice, Bos (648-212)

TOP 5 ACTIVES VS. ORIOLES

RBI

1—131, Jim Rice, Bos
2—117, Dwight Evans, Bos
3—93, Carlton Fisk, Chi
4—90, George Brett, KC
5—89, Robin Yount, Mil

HOME RUNS

1—38, Jim Rice, Bos
2—28, Tony Armas, Oak
3—26, Dwight Evans, Bos
4—24, Don Baylor, Oak
5—23, George Brett, KC

LEADING OPPONENTS' PITCHERS, 1988

Wins: 3—9 tied

Losses: 2—10 tied

Saves: 4—Bobby Thigpen, Chi

Games: 7—Guillermo Hernandez, Det Juan Berenguer, Min

Complete Gms: 3—Mike Witt, Cal Melido Perez, Chi

HR: 6—B. Blyleven, Min (ip-11.2)

Best ERA (min. 15 inn.):

0.76—Greg Swindell, Cle (ip-23.2, er-2)
0.90—Wes Gardner, Bos (ip-20, er-2)
1.10—Bob Long, Chi (ip-16.1, er-2)
1.20—Dave Stieb, Tor (ip-15, er-2)

Innings: 32.1—Mike Witt, Cal

31.1—Mark Langston, Sea

Walks: 17—Mike Witt, Cal (ip-32.1)

14—J. Guzman, Tex (ip-26.1)

SOs: 23—Jose Guzman, Tex

(ip-26.1)

23—Mark Langston, Sea

(ip-31.1)

21—Teddy Higuera, Mil

(ip-21.1)

Worst ERA (min. 15 inn.):

5.82—Dave Stewart, Oak (ip-17, er-11)

5.06—Melido Perez, Chi (ip-16, er-9)

DIAMOND VISION VIDEO BOARD

Memorial Stadium's "Diamond Vision" Scoreboard by Mitsubishi stands 25'7" by 33'3". Included among its many capabilities are instant replays, video features, closeups, full color message board displays and animations. It is operated by Orioles Productions Director **Charles Steinberg**, DDS, and a staff of 10.

There are now 19 full color video replay boards in major league ball parks ("Diamond Vision" unless otherwise indicated): Atlanta, Boston (Omega), California (Sony), Chicago White Sox, Cincinnati (Sony), Houston, Los Angeles, New York Mets, Minnesota (Sony), New York Yankees, Oakland, Philadelphia (Panasonic), Pittsburgh, San Diego, San Francisco (Sony), Seattle, St. Louis (Stewart-Warner) & Texas.

The "black & white" board in left center field has been in use since the middle of the 1970 season.

STARTS, FAST AND SLOW

The O's best start was 11-1 in 1966 . . . They won a club record 5 consecutive games at the start of the '70 season . . . The major league record, incidentally, in that category is 13, shared by the '82 Atlanta Braves and '87 Milwaukee Brewers.

The worst start in Orioles and major league history occurred in '88 when they lost their first 21. That shattered the previous club record of 5, set in '78.

OPPOSING BATTERS RECORDS - 1988 AND LIFETIME

1988 VS. ORIOLES										LIFETIME VS. ORIOLES									
PLAYER	B	CLUB	AVG.	G	AB	H	HR	RBI		AVG.	G	AB	H	HR	RBI				
Adduci	L	Mil	.462	5	13	6	1	6		.462	5	13	6	1	6				
Aguayo	R	NY	.000	2	6	0	0	0		.000	2	6	0	0	0				
Allanson	R	Cle	.143	7	21	3	0	2		.279	22	68	19	0	11				
Armas	R	Cal	.200	10	35	7	1	7		.225	109	404	91	28	81				
Baines	L	Chi	.341	11	44	15	3	5		.264	96	363	96	13	55				
Balboni	R	KC-Sea	.217	7	23	5	2	3		.191	61	194	37	10	26				
Bando	S	Cle	.188	6	16	3	0	2		.209	39	110	23	0	7				
Barfield	R	Tor	.205	13	44	9	1	3		.304	82	260	79	17	43				
Barrett	R	Bos	.373	13	51	19	0	6		.378	63	246	93	2	33				
Baylor	R	Oak	.316	6	19	6	0	0		.281	131	495	139	24	82				
Bell, G.	R	Tor	.267	12	45	12	2	11		.261	68	261	68	17	49				
Bell, J.	R	Cle	.120	7	25	3	0	3		.194	10	36	7	0	3				
Benzinger	S	Bos	.258	9	31	8	0	2		.279	19	68	19	3	8				
Bergman	L	Det	.185	9	27	5	0	4		.195	40	87	17	1	7				
Boggs	L	Bos	.314	13	51	16	0	8		.347	78	317	110	2	33				
Boone	R	Cal	.167	11	30	5	0	1		.239	79	243	58	4	32				
Borders	R	Tor	.176	7	17	3	0	0		.176	7	17	3	0	0				
Borsley	L	KC-Cal	.357	8	14	5	0	1		.273	42	99	27	1	7				
Boston	L	Chi	.167	7	30	6	2	5		.220	23	82	18	3	7				
Bradley, S.	L	Sea	.167	9	30	5	0	1		.235	26	85	20	1	9				
Braggs	R	Mil	.222	5	18	4	1	5		.268	20	82	22	2	14				
Brantley	R	Sea	.260	12	50	13	1	6		.280	22	93	26	1	12				
Brett	L	KC	.268	12	41	11	2	5		.317	159	593	188	23	90				
Brock	L	Mil	.348	13	46	16	0	7		.325	22	77	25	2	13				
Brookens	R	Det	.343	11	35	12	1	8		.255	109	345	88	6	43				
Brower	R	Tex	.300	7	20	6	1	6		.231	14	339	9	1	7				
Browne	S	Tex	.300	4	10	3	0	2		.250	15	48	12	0	3				
Brunansky	R	Min	.000	0	0	0	0	0		.236	69	246	58	14	41				
Buckner	L	KC	.400	3	5	2	0	0		.311	49	196	61	6	29				
Buechele	R	Tex	.353	10	34	12	0	6		.230	37	113	26	4	15				
Buhrer	R	NY-Sea	.290	11	31	9	2	8		.316	13	38	12	2	8				
Burks	R	Bos	.340	13	50	17	2	8		.330	22	94	31	4	17				
Bush	L	Min	.481	10	27	13	3	11		.270	50	122	33	6	22				
Calderon	R	Chi	.214	7	28	6	2	4		.286	28	91	26	7	16				
Campano	R	Tor	.000	3	3	0	0	0		.000	3	3	0	0	0				
Canseco	R	Oak	.265	12	49	13	4	8		.238	38	147	35	7	21				
Capra	R	KC	.067	4	15	1	0	0		.067	4	15	1	0	0				
Carter	R	Cle	.240	12	50	12	2	6		.215	52	209	45	9	25				
Castillo, C.	R	Cle	.438	6	16	7	0	3		.284	35	88	25	4	14				
Castillo, J.	R	Mil	.091	4	11	1	0	0		.170	16	53	9	1	2				
Cerone	R	Bos	.111	3	9	1	0	2		.215	73	237	51	2	24				
Clark, D.	L	Cle	.375	4	8	3	0	2		.375	4	8	3	0	2				
Clark, J.	R	NY	.289	13	38	11	3	9		.289	13	38	11	3	9				
Coles	R	Sea	.176	5	17	3	0	2		.203	21	69	14	1	6				
Cotto	R	Sea	.303	11	33	10	1	4		.286	28	77	22	2	8				
Cruz, Jose	L	NY	.357	5	14	5	0	1		.357	5	14	5	0	1				
Davidson	R	Min	.214	11	14	3	0	2		.200	23	40	5	0	2				
Davis, A.	L	Sea	.279	12	43	12	1	3		.235	58	217	51	5	18				
Davis, C.	S	Cal	.244	12	41	10	2	6		.244	12	41	10	2	6				
Deer	R	Mil	.391	12	46	18	2	12		.283	35	127	36	4	19				
Diaz	R	Sea	.125	2	8	1	0	1		.125	2	8	1	0	1				
Dodson	L	Bos	.200	3	10	2	1	1		.167	8	24	4	2	4				
Downing	R	Cal	.283	11	46	13	1	4		.221	145	506	112	13	51				
Ducey	L	Tor	.375	3	8	3	0	2		.429	9	14	6	1	5				
Eisenreich	L	KC	.357	5	14	5	0	4		.250	13	40	10	1	8				
Eppard	L	Cal	.500	5	10	5	0	3		.500	5	10	5	0	3				
Espy	S	Tex	.219	8	32	7	0	3		.219	8	32	7	0	3				
Evans, Dar.	L	Det	.237	12	38	9	4	7		.281	59	192	54	14	39				
Evans, Dw.	R	Bos	.268	13	56	15	1	12		.282	194	680	192	26	117				
Felder	S	Mil	.100	5	10	1	0	0		.203	21	69	14	1	6				
Fernandez	S	Tor	.351	13	57	20	0	7		.329	57	219	72	4	29				
Fields	R	Tor	.188	7	16	3	0	2		.152	18	46	7	2	5				
Fisk	L	Sea	.214	5	14	3	0	0		.294	6	17	5	0	3				
Fisk	R	Chi	.286	4	14	4	1	3		.253	182	636	161	21	93				
Fletcher	R	Tex	.297	10	37	11	0	2		.284	65	229	65	1	31				
Franco	R	Cle	.300	13	50	15	0	9		.302	75	295	89	3	40				
Francona	L	Cle	.316	5	19	6	0	1		.316	5	19	6	0	1				
Gaetti	R	Min	.250	10	36	9	2	6		.303	80	294	89	12	42				
Gagne	R	Min	.286	11	35	10	2	4		.235	40	119	28	3	8				
Gallego	R	Oak	.133	8	15	2	0	2		.100	16	20	2	0	2				
Gantner	L	Mil	.214	11	42	9	0	4		.240	103	341	82	4	51				
Garbey	R	Tex	.000	1	1	0	0	0		.262	17	42	11	2	5				
Gedman	L	Bos	.205	11	39	8	0	1		.286	61	196	56	4	22				
Geren	R	NY	.000	3	1	0	0	0		.000	3	1	0	0	0				
Gladden	R	Min	.344	9	32	11	0	5		.276	21	76	21	0	8				
Greenwell	L	Bos	.400	13	50	20	5	17		.426	28	94	40	7	30				
Gruber	R	Tor	.319	12	47	15	2	8		.310	27	87	27	4	13				
Guillen	L	Chi	.300	11	40	12	0	1		.277	44	155	43	0	12				
Hall	L	Cle	.350	13	40	14	0	3		.319	45	141	45	2	14				
Harper	R	Min	.167	3	12	2	0	3		.200	4	15	3	0	3				
Hassey	L	Oak	.207	9	29	6	0	2		.245	82	253	62	6	30				
Heath	R	Det	.200	3	10	2	1	1		.233	72	227	53	3	19				
Henderson, D.	R	Oak	.356	12	45	16	3	7		.354	64	198	70	11	21				
Henderson, R.	R	NY	.308	10	39	12	0	5		.343	103	385	132	8	35				
Hendrick	R	Cal	.091	4	11	1	0	0		.232	84	314	73	7	31				

1988 VS. ORIOLES

LIFETIME VS. ORIOLES

PLAYER	B	CLUB	AVG.	G	AB	H	HR	RBI		AVG.	G	AB	H	HR	RBI				
Hengel	R	Sea	.333	1	3	1	0	0		.143	2	7	1	0	0				
Herndon	R	Det	.273	4	11	3	1	1		.333	70	213	71	13	40				
Herr	S	Min	.364	7	22	8	0	0		.364	7	22	8	0	0				
Hill	S	Chi	.300	5	20	6	0	1		.267	33	101	27	0	5				
Howell	L	Cal	.303	11	33	10	1	4		.211	32	95	20	5	14				
Hrbek	L	Min	.234	12	47	11	5	8		.250	80	304	76	19	54				
Hubbard	R	Oak	.304	10	23	7	0	6		.304	10	23	7	0	6				
Incaviglia	R	Tex	.281	9	32	9	2	7		.259	30	112	29	8	23				
Infante	R	Tor	.250	2	4	1	0	0		.250	2	4	1	0	0				
Jackson, Bo.	R	KC	.333	11	45	15	4	13		.286	21	77	22	4	13				
Jacoby	R	Cle	.286	13	49	14	0	2		.289	65	235	68	7	29				
Javier	S	Oak	.133	7	15	2	0	2		.125	15	32	4	0	2				
Jennings	S	Oak	.200	8	11	5	0	0		.200	8	5	1	0	0				
Johnson, Lan.	L	Chi	.273	3	11	3	0	0		.273	3	11	3	0	0				
Joyner	L	Cal	.326	12	46	15	1	8		.312	36	141	44	5	23				
Jurak	R	Oak	.000	3	1	0	0	0		.261	15	23	6	0	3				
Karkovice	R	Oak	.000	1	1	0	0	0		.091	6	11	1	1	3				
Kelly, R.	R	NY	.000	2	0	0	0	0		.231	6	13	3	0	1				
Kemp	L	Tex	.000	2	4	0	0	0		.287	77	258	74	11	42				
Kiefer	R	Mil	.000	1	1	0	0	0		.316	8	19	6	2	6				
Kingery	L	Sea	.167	2	6	1	0	1		.308	15	52	16	2	6				
Kittle	R	Cle	.364	4	11	4	0	0		.211	50	161	34	5	16				
Knight	R	Det	.136	7	22	3	0	2		.136	7	22	3	0	2				
Kunkel	R	Tex	.067	4	15	1	0	0		.189	10	37	7	1	1				
Lansford	R	Oak	.471	11	34	16	0	6		.284	109	402	114	15	60				
Larkin	S	Min	.205	12	39	8	1	5		.220	14	41	9	1	5				
Laudner	R	Min	.194	8	31	6	1	1		.181	43	127	23	5	13				
Leach	L	Tor	.222	5	9	2	0	0		.228	47	101	23	4	17				
Lee	S	Tor	.353	10	34	12	0	3		.326	21	43	14	0	3				
Lemon	R	Det	.222	12	36	8	1	4		.258	142	524	135	19	77				
Leonard	R	Mil	.200	8	35	7	0	1		.200	8	35	7	0	1				
Liriano	S	Min	.364	4	11	4	0	2		.359	10	39	14	0	4				
Lombardozzi	R	Tor	.214	7	19	4	0	1		.250	30	84	21	1	8				
Lovullo	S	Det	.400	4	5	2	1	1		.400	4	5	2	1	1				
Lusader	L	Det	.000	3	3	0	0	0		.316	9	19	6	0	5				
Lynn	L	Det	.227	7	22	5	2	9		.288	119	445	128	13	70				
Lyons	L	Chi	.200	9	20	4	0	1		.222	35	108	24	0	7				
MacFarlane	R	KC	.308	4	13	4	0	2		.300	6	20	6	0	4				
Manrique	R	Chi	.353	10	17	6	0	1		.257	16	35	9	0	2				
Martinez, E.	R	Sea	.000	1	3	0	0	0		.000	1	3	0	0	0				
Mattingly	L	NY	.346	7	26	9	3	4		.311	63	241	75	13	57				
McDowell	L	Tex	.338	7	24	8	0	3		.208	35	125	26	3	8				
McGriff	L	Tor	.318	13	44	14	4	5		.267	18	60	16	5	6				
McGwire	R	Oak	.383	12	47	18	4	0		.316	27	98	31	9	22				
McLemore	S	Cal	.120	8	25	3	0	2		.100	19	70	7	0	3				
Meacham	R	NY	.333	2	6	2	0	0		.276	39	123	34	0	7				
Mercado	R	Oak	.000	2	3	0	0	0		.161	12	31	5	0	2				
Meyer	R	Mil	.125	6	16	2	0	1		.125	6	16	2	0	1				
Miller, D.	R	Cal	.000	3	5	0	0	0		.294	18	34	10	0	3				
Molitor	R	Mil	.300	13	50	15	1	7		.292	111	462	135	11	57				
Morris	L	NY	.000	1	1	0	0	0		.000	1	1	0	0	0				
Moseby	L	Tor	.303	9	33	10	1	3		.283	96	346	98	9	47				
Moses	L	Min	.217	8	23	5	0	3		.258	34	93	24	2	10				
Mulliniks	L	Tor	.258	11	31	8	0	3		.225	84	236	53	5	22				
Murphy, Dw.	L	Det	.300	7	20	6	2	6		.279	92	319	89	14	45				
Newman	S	Min	.429	7	21	9	0	3		.326	14	43	14	0	5				
Nieto	R	Min	.000	1	4	0	0	0		.316	5	19	6	1	4				
Noboa	R	Cal	.000	2	3	0	0	0		.000	3	6	0	0	0				
Nokes	L	Det	.324	11	37	12	2	5		.329	23	82	27	8	14				
O'Brien, C.	R	Mil	.000	3	10	0	0	0		.000	4	11	0	0	0				
O'Brien, P.	L	Tex	.333	12	45	15	1	4		.227	70	251	57	6	29				
Owen, L.	R	KC	.200	4	10	2	0	0		.296	12	27	8	0	1				
Owen, S.	S	Bos	.292	7	24	7	0	2		.270	58	196	53	0	18				
Pagliarulo	L	NY	.129	8	31	4	0	4		.218	48	165	36	4	27				
Parker	L	Oak	.314	9	35	11	2	8		.314	9	35	11	2	8				
Parrish, Lan.	R	Pha	—	—	—	—	—	—		.254	106	394	100	20	58				
Parrish, Lar.	R	Tex-Bos	.288	14	52	15	3	7		.283	72	266	74	13	29				
Pasqua	L	Chi	.243	11	37	9	1	5		.231	31	91	21	4	11				
Pecota	R	KC	.167	5	6	1	0	0		.233	8	11	3	0	0				
Petralli	L	Tex	.364	7	22	8	1	2		.283	24	60	17	2	7				
Pettis	S	Det	.154	12	26	4	0	1		.234	47	141	33	0	10				
Phelps	L	Sea-NY	.417	10	24	10	4	7		.298	49	131	39	16	34				
Phillips	S	Oak	.077	4	13	1	0	0		.278	49	158	44	4	21				
Polidor	R	Cal	.000	1	0	0	0	0		.500	4	2	1	0	0				
Polonia	L	Oak	.190	6	21	4	0	5		.255	14	51	13	0	9				
Presley	R	Sea	.162	10	37	6	0	4		.241	51	199	48	9	29				
Puckett	R	Min	.375	11	48	18	3	8		.321	51	218	70	9	30				
Quinones	R	Sea	.273	10	33	9	1	5		.231	28	91	21	2	10				
Quirk	L	KC	.250	6	16	4	0	1		.133	45	98	13	1	5				
Ramos	R	Cle	.167	3	6	1	0	0		.245	23	53	13	0	6				
Randolph	R	NY	.143	8	35	5	0	4		.269	148	532	143	5	36				
Ray	S	Cal	.217	12	46	10	1	4		.240	13	50	12	1	5				
Redus	R	Chi	.304	6	23	7	1	6		.224	16	58	13	2	8				
Reed	R	Bos	.381	8	21	8	0	2		.379	10	29	11	0	4				
Renteria	R	Sea	.222	3	9	2	0	2		.200	4	10	2	0	4				

OPPOSING BATTERS RECORDS (Cont.)

1988 VS. ORIOLES										LIFETIME VS. ORIOLES									
PLAYER	B	CLUB	AVG.	G	AB	H	HR	RBI		AVG.	G	AB	H	HR	RBI				
Reynolds	S	Sea	.162	11	37	6	1	1		.266	39	124	33	1	10				
Rice	R	Bos	.273	9	33	9	2	10		.327	166	648	212	38	131				
Riles	L	Mil	.375	5	16	6	0	3		.265	31	117	31	4	15				
Romine	R	Bos	.000	4	4	0	0	0		.214	14	14	3	0	1				
Salas	L	Chi	.450	7	20	9	1	2		.276	33	98	27	1	6				
Salazar	R	Det	.103	9	29	3	0	1		.143	32	98	14	1	9				
Santana	R	NY	.188	14	48	9	0	5		.188	14	48	9	0	5				
Schofield	R	Cal	.300	12	40	12	1	4		.253	58	178	45	2	12				
Schroeder	R	Mil	.250	2	4	1	1	2		.264	26	91	24	4	10				
Seitzer	R	KC	.364	11	44	16	0	5		.360	22	89	32	3	13				
Sheridan	L	Det	.292	10	24	7	2	6		.295	52	139	41	5	18				
Sierra	S	Tex	.279	12	43	12	1	8		.229	30	105	24	6	21				
Sinatro	R	Oak	.000	1	2	0	0	0		.000	1	2	0	0	0				
Skinner	R	NY	.345	9	29	10	1	1		.250	30	84	21	2	9				
Slaughter	R	NY	.318	6	22	7	1	3		.331	51	172	57	5	15				
Snyder	R	Cle	.279	12	43	12	3	10		.344	32	122	42	12	24				
Stanley	R	Tex	.292	7	24	7	0	3		.257	11	35	9	1	4				
Steels	L	Tex	.200	6	5	1	0	0		.200	6	5	1	0	0				
Steinbach	R	Oak	.200	5	15	3	0	2		.300	11	30	9	1	7				
Stillwell	S	KC	.392	12	51	20	1	6		.392	12	51	20	1	6				
Surhoff	L	Mil	.324	10	37	12	0	5		.317	17	60	19	1	13				
Sveum	R	Mil	.279	12	43	12	2	5		.265	33	117	31	5	16				
Tabler	R	Cle-KC	.389	11	43	14	0	8		.339	69	257	87	3	29				
Tartabull	R	KC	.292	12	48	14	3	16		.280	32	118	33	3	31				
Thornton	L	Tor	.000	0	0	0	0	0		.158	8	19	3	0	1				
Tingley	R	Cle	.667	1	3	2	1	2		.667	1	3	2	1	2				
Tolleson	S	NY	.292	7	24	7	0	2		.303	52	165	50	3	13				
Torve	L	Min	.000	2	2	0	0	0		.000	2	2	0	0	0				
Trammell	R	Det	.343	11	35	12	1	6		.299	133	505	151	7	60				
Upshaw	L	Cle	.263	13	38	10	1	5		.215	104	358	77	10	31				
Valle	R	Sea	.273	3	11	3	0	0		.429	12	49	21	3	13				
Velarde	R	NY	.000	2	7	0	0	0		.000	2	7	0	0	0				
Walewander	S	Det	.188	8	16	3	0	1		.292	12	24	7	0	1				
Walker, C.	S	Cal	.200	2	5	1	0	0		.125	9	24	3	0	1				
Walker, G.	L	Chi	.300	11	40	12	1	4		.289	60	194	56	6	20				
Ward	R	NY	.259	7	27	7	0	3		.290	73	286	83	12	36				
Washington, C.	L	NY	.208	12	48	10	1	8		.324	71	241	54	4	23				
Washington, R.	R	Cle	.400	5	20	8	0	2		.325	144	492	130	12	58				
Weiss	S	Oak	.257	11	35	9	1	3		.257	11	35	9	1	3				
Wellman	R	KC	.222	7	9	2	0	0		.222	7	9	2	0	0				
Whitaker	L	Det	.217	6	23	5	0	2		.263	116	422	111	7	43				
White, D.	S	Cal	.143	4	14	2	1	1		.206	22	68	14	1	5				
White, F.	R	KC	.419	10	43	18	3	8		.264	144	492	130	12	58				
Whitt	L	Tor	.156	11	32	5	0	3		.223	81	233	52	9	34				
Wilkerson	S	Tex	.281	11	32	9	0	2		.231	43	121	28	0	8				
Williams, K.	R	Chi	.192	7	26	5	1	5		.182	12	44	8	2	8				
Wilson, G.	R	Sea	.231	4	13	3	0	1		.313	18	67	21	1	12				
Wilson, W.	S	KC	.238	11	42	10	0	2		.299	107	448	134	3	20				
Winfield	R	NY	.286	9	35	10	1	3		.287	97	383	110	19	65				
Woodard	L	Chi	.000	1	3	0	0	0		.000	1	3	0	0	0				
Wynegar	S	Cal	.600	3	5	3	0	0		.279	90	297	83	5	36				
Yount	R	Mil	.291	13	55	16	1	6		.278	183	693	193	18	89				

OPPONENTS 1988 CLUB BATTING VS. ORIOLES

OPPONENT	W-L	AVG.	AB	R	H	HR	R/GM
Boston	9-4	.299	451	77	135	12	5.92
California	7-5	.248	408	48	101	9	4.00
Chicago	7-4	.278	374	46	104	13	4.18
Cleveland	9-4	.282	440	62	124	7	4.77
Detroit	8-5	.241	419	66	101	18	5.08
Kansas City	12-0	.313	431	72	135	14	6.00
Milwaukee	9-4	.278	453	73	126	9	5.62
Minnesota	9-3	.284	412	62	117	17	5.17
New York	10-3	.254	460	64	117	13	4.92
Oakland	8-4	.283	406	64	115	14	5.33
Seattle	5-7	.232	392	40	91	9	3.33
Texas	6-6	.290	410	59	119	8	4.92
Toronto	8-5	.278	435	56	121	10	4.31
	107-54	.274	5491	789	1506	153	4.91

INSIDE-THE-PARK HOME RUNS

The Orioles have hit 17 inside-the-park home runs in their 34-year history, but none since Aug. 21, '76 when Al Bumbry hit one off Jesse Jefferson at Chicago. O's opponents have hit 13, including five since Bumbry's.

There have been 11 inside-the-park home runs hit at Memorial Stadium (9 by the Orioles, 2 by opponents). The last one hit at Baltimore came April 19, '74, when Bumbry hit one off N.Y.'s Steve Kline. Bumbry's 2 inside-the-park blasts rank him 2nd on the O's all-time list behind Paul Blair (3, two at home).

OPPOSING PITCHERS RECORDS

OPPOSING PITCHERS RECORDS			VS. ORIOLES		'88 OVERALL		AMER. LGE		MAJORS	
PITCHER*	T	'88 CLUB	'88 W-L-S	CAREER W-L-S	W-L-S	W-L-S	W-L-S	W-L-S	W-L-S	W-L-S
Alexander	R	Det	3-0	13-5	14-11	146-116-3	188-156-3			
Allen	R	NY	0-0	2-2	5-3	13-13-1	58-69-75			
Anderson, A.	L	Min	3-0	3-0	16-9	20-15				
Atherton	R	Min	0-1-1	0-2-2	7-5-3	33-38-24				
August	R	Mil	1-0	1-0	13-7	13-7				
Balles	L	Cle	1-2	3-3-1	9-14	26-32-13				
Bankhead	R	Sea	0-0	1-0	7-9	24-26				
Bannister	L	KC	1-0	8-7	12-13	118-123	129-141			
Berenguer	R	Min	1-0	3-3-1	8-4-2	43-39-7	46-46-11			
Birbeck	R	Mil	2-0	4-0	10-8	12-13				
Black, B.	L	KC	0-0	3-4-1	4-4-1	58-60-11	254-226			
Blyleven	R	Min	0-2	18-14	10-17	220-198				
Boddicker	R	Bos	1-0	1-0	13-15	86-76				
Bordil	R	Oak	0-0	2-1	0-1	15-16-5	20-20-10			
Bosio	R	Mil	2-0	3-1	7-15-6	18-27-8				
Boyd	R	Bos	0-0	5-4	9-7	57-54				
Buice	R	Cal	0-0	0-3	2-4-3	8-11-20				
Burns	R	Oak	1-0	1-0	8-2-1	8-2-1				
Cadaret	L	Oak	0-0-1	1-0-1	5-2-3	11-4-3				
Candelaria	L	NY	1-0	1-1	13-7-1	38-18-1	164-102-16			
Candiotti	R	Cle	2-0	5-4	14-8	43-44				
Carlton	L	Min	0-0	1-0	0-1	10-18-1	329-244-2			
Cerutti	L	Tor	1-1-1	4-1-1	6-7-1	26-17-2				
Clancy	R	Tor	3-1	14-12	11-13-1	128-140-1				
Clear	R	Mil	0-0	3-2-3	1-0	71-49-83				
Clemens	R	Bos	1-1	6-2	18-12	78-34				
Cilburn	R	Cal	1-0	1-0	4-2	13-5-6				
Corbett, S.	L	Cal	0-0-1	0-0-1	2-1-1	2-1-1				
Crim	R	Mil	0-0-1	1-0-3	7-6-9	13-14-21				
Davis, S.	R	Oak	2-0	2-0	16-7	71-48-2	73-55-2			
Davis, Joel	R	Chi	0-0-1	0-0-1	2-5-1	7-7-2				
Dotson	R	NY	3-0	10-8	12-9	106-97				
Eckersley	R	Oak	0-0-2	9-10-2	4-2-45	134-112-64	161-138-64			
Eichhorn	R	Tor	0-0	3-2	0-3-1	24-18-15				
Farr	R	KC	0-0-2	1-2-4	5-4-20	22-23-31				
Farrell	R	Cle	2-0	2-0	14-10	19-11				
Filer	R	Mil	0-2	0-2	5-8	12-8	13-10			
Finley	L	Cal	1-0	1-1	9-15	14-23				
Flanagan	L	Tor	0-2	1-2	13-13	155-124-1				
Fraser, W.	R	Cal	1-0	2-0	12-13	22-23-1				
Garber	R	KC	0-0-1	1-1-1	0-4-6	10-15-26	96-113-218			
Gardner	R	Bos	2-0	3-0-1	8-6-2	11-12-12	12-15-13			
Gibson	L	Det	1-0	1-0	4-2	4-2				
Gleaton	L	KC	0-0	0-1	0-4-3	10-18-11				
Gordon	R	Cle	0-0	0-1	3-4-1	3-8-3				
Guante	R	NY	1-0	1-0	5-6-11	8-8-12	21-25-32			
Gubicza	R	KC	2-0	4-3	20-8	69-56				
Guetterman	L	NY	0-1	1-1	1-2	12-10				
Guldry	L	NY	1-0	11-9	2-3	170-91-4				
Guzman	R	Tex	3-1	3-4	11-13	37-44				
Harvey, B.	R	Cal	2-0-1	2-0-1	7-5-17	7-5-17				
Hayward	L	Tex	1-0	1-0	4-6	4-6	4-8			
Henke	R	Tor	0-0-2	3-1-6	4-4-25	19-19-102				
Henneman	R	Det	0-0-2	0-0-2	9-6-22	20-9-29				
Hernandez	L	Det	1-1-1	4-2-9	6-5-10	34-29-105	68-61-132			
Higuera	L	Mil	2-1	5-4	16-9	69-38				
Honeycutt	L	Oak	0-0	0-5	3-2-7	60-78-7	93-123-8			
Horton	L	Chi	1-0-1	1-0-1	6-10-2	6-10-2	30-22-14			
Hough	R	Tex	1-1	4-9	15-16	117-98-1	164-144-61			
Hudson	R	NY	0-0	0-1	6-6-2	17-13-2	49-55-2			
Hurst	L	Bos	1-0	7-4	18-6	88-73				
Jackson	R	Sea	1-0-1	1-0-1	6-5-4	6-5-4	9-15-5			
John T.	L	NY	0-0	18-17-2	9-8	199-182-3	286-224-4			
Jones, D.	R	Cle	1-0-3	0-0-5	3-4-37	10-9-46				
Jones, O.	R	Mil	0-0	2-3	5-0-1	15-23-13	24-35-13			
Key	L	Tor	1-0	5-6	12-5	61-35-10				
Kilgus	L	Tex	1-2	1-4	12-15	14-22				
King	R	Det	0-0	3-0-2	4-1-3	21-14-15				
Lamp	R	Bos	0-1	0-4-4	7-6	54-44-33	82-85-33			
Langston	R	Sea	3-0	7-4	15-11	70-62				
LaPoint	L	Chi	1-0	0-1	10-11	20-20-1	63-64-1			
Lea	R	Min	0-1	1-0	7-7	7-7	62-48			
Leibrandt	L	KC	1-0	5-3	13-12	71-50	87-67-2			
Leiter	L	NY	0-0	1-0	4-4	6-6				
Long	R	Chi	2-0	2-1	8-11-2	16-20-3				
Mason	L	Min	0-0	1-5	0-1	25-38	29-39			
McCasill	R	Cal	0-0	4-2	8-6	41-34				
McDowell	R	Chi	1-1	1-1	5-10	8-10				
McMurtry, J.	R	Tex	0-0-1	0-0-1	3-3-3	3-3-3	28-38-4			
Minton	R	Cal	0-2-1	0-2-1	4-5-7	9-9-17	53-61-141			
Mohorcic	R	Tex	1-0-1	2-0-4	4-8-6	13-18-29				
Montgomery	R	KC	2-0	2-0	7-2-1	7-2-1	9-4-1			
Moore, D.	R	Cal	0-0	2-3-4	5-2-4	19-17-61	43-40-89			
Moore, M.	R	Sea	0-1	7-8	9-15-1	66-96-2				
Morris	R	Det	1-1	11-10	15-13	177-118				
Musselman	L	Tor	1-1	2-1-1	8-5	20-10-3				

			VS. ORIOLES		88 OVERALL			
PITCHER*	T	'88 CLUB	'88 W-L-S	CAREER W-L-S	W-L-S	AMER. LGE W-L-S	MAJORS W-L-S	
Nelson	R	Oak	0-1	4-8	9-6-3	43-45-15		
Nievro, J.	R	Min	0-0	2-3	1-1	40-47-2	221-204-16	
Nieves	L	Mil	1-1	4-2	7-5-1	32-25-1		
Nunez, E.	R	Sea	0-1	1-2-2	1-4	15-21-35		
Nunez, J.	R	Tor	0-0	1-1-2	0-1	5-3		
Ontiveros	R	Oak	1-0	0-0-1	3-4	16-17-19		
Pena	L	NY	0-1	0-1	1-1	1-1	1-7	
Perez	R	Chi	2-0	2-0	12-10	13-11		
Petry	R	Cal	0-1	12-9	3-9	110-90		
Plesac	L	Mil	0-0-3	2-1-7	1-2-30	16-15-67		
Plunk	R	Oak	0-0-2	1-0-3	7-2-5	15-15-7		
Portugal	R	Min	0-0-2	0-0-2	3-3-3	11-19-4		
Powell	L	Sea	0-1	0-2	1-3	2-6	5-14-1	
Power	R	KC-Det	3-0	3-0	6-7	6-7	50-49-41	
Quisenberry	R	KC	0-0	3-3-15	0-1-1	51-44-238	53-44-238	
Rawley	L	Phi	2-6-2	8-16	47-58-40	106-106-40		
Reardon	R	Min	0-0-3	1-1-5	2-4-42	10-12-73	52-58-235	
Reed	R	Sea	0-0	0-0-1	1-1-1	10-9-16	11-10-16	
Rhoden	R	NY	1-1	3-1	12-12	28-22	149-119-1	
Righetti	L	NY	0-0-4	5-4-19	5-4-25	71-54-163		
Robinson	R	Det	1-0	1-0	13-6	22-12	35-30-8	
Rodriguez	R	Cle	0-1	0-1	1-2	3-4		
Ruess	L	Chi	1-1	1-2	13-9	17-14	211-182-11	
Russell	R	Tex	0-1	2-2	10-9	23-21-5	33-44-5	
Ryan	R	Hou	0-0	5-13	12-11	138-121-2	273-253-2	
Saberhagen	R	KC	3-0	5-4	14-16	69-55-1		
Sanchez	R	KC	1-0	1-0	3-2-1	3-2-1		
Schatzeder	R	Cle	0-0-2	0-2-2	0-3-3	20-25-3		
Schooler	L	Sea	0-2	0-2	5-15-5	5-15-5		
Scurry	L	Sea	0-1-2	0-1-2	0-2-2	0-2-2		
Sellers	R	Bos	0-0	2-1	1-7	13-22		
Shields	R	NY	1-0	1-0	5-5	7-5-3	8-7-3	
Smith, L.	R	Bos	0-0-3	0-0-3	4-5-29	4-5-29	44-56-20	
Smithson	R	Bos	3-0	8-7	9-6	69-72		
Stanley	R	Bos	1-1-0	10-8-12	6-4-5	110-95-128		
Stewart	R	Oak	0-2	2-5	21-12	62-52-5	80-65-2	
Stieb	R	Tor	2-0	5-7	16-8	131-109-1		
Stoddard	R	NY	0-0	1-0-1	2-2-3	29-20-68	41-35-7	
Straker	R	Min	0-0	2-0	2-5-1	10-15-1		
Swindell	L	Cle	2-1	3-1	18-14	26-14		
Tanana	L	Det	0-2	17-14	14-11	188-174		
Taylor	R	Sea	0-1	0-1	7-16	0-1		
Terrell	R	Det	0-1	5-2	1-1	54-48	73-71	
Thigpen	R	Chi	0-1-4	1-1-4	5-8-34	14-13-57		
Toliver	R	Min	1-0	1-0	7-6	7-6	8-13	
Trautwein	R	Bos	0-1	0-1	0-1	0-1		
Vande Berg	L	Tex	0-0	2-1-2	2-2-2	24-23-22	25-28-2	
Viola	L	Min	3-0	9-5	24-7	104-81		
Ward	R	Tor	0-0-1	0-0-1	9-3-15	10-4-15	10-5-1	
Wegman	R	Mil	1-0	5-1	13-13	32-36		
Welch	R	Oak	2-1	2-1	17-9	17-9	132-95-	
Wells, D.	L	Tor	1-0	1-0-1	3-5-4	7-8-5		
Wilkinson	L	Sea	1-0	1-0	2-2-2	5-8-12		
Williams	L	Tex	0-0-1	1-1-2	2-7-18	18-19-32		
Winn	R	Min	0-0	0-1-1	1-0	12-17-10		
Witt, M.	R	Cal	2-2	6-11	13-16	100-89-5		
Witt, B.	R	Tex	0-1	2-0-1	8-10	27-29		
Yett	R	Cle	2-0	2-0	9-6	17-18-2		
Young, C.	L	Oak	2-0	6-2	11-8	46-33		

***Note:** The above list contains all pitchers with at least one win, loss or save vs. Orioles in '88, plus selected others.

OPPONENTS 1988 CLUB PITCHING VS. ORIOLES

	ERA	W-L	SV	CG	SHO	IP	H	R	ER	HR	BB	SO
vs. Bos.	3.08	9-4	3	3	1	117.0	117	42	40	7	46	91
Cal.	2.98	7-5	3	3	1	108.2	102	40	36	8	45	49
Chi.	3.03	7-4	6	0	2	98.0	82	39	33	8	41	50
Cle.	2.48	9-4	5	4	2	116.0	104	37	32	9	30	63
Det.	3.15	8-5	3	2	1	114.1	108	48	40	15	32	61
K.C.	2.35	12-0	3	3	0	111.0	78	34	29	10	37	66
Mil.	3.52	9-4	4	2	1	115.0	106	47	45	10	26	71
Min.	3.40	9-3	6	0	0	108.2	97	43	41	14	45	73
N.Y.	2.33	10-3	4	2	1	123.2	113	38	32	7	42	70
Oak.	3.25	8-4	5	3	2	108.0	92	41	39	11	35	62
Sea.	4.07	5-7	3	1	1	108.1	91	49	49	12	41	76
Tex.	3.46	6-6	3	2	1	104.0	95	49	40	14	46	69
Tor.	3.03	8-5	5	1	1	113.0	90	43	38	12	38	68
Totals	3.08	107-54	53	26	14	1445.2	1275	550	494	137	504	869

MINIMUM SALARY

The major league minimum salary for 1989 is \$68,000.00.

ORIOLES 1988 CLUB BATTING VS. OPPONENTS

	W-L	AVG.	AB	R	H	HR	R/GM
Season	54-107	.238	5358	550	1275	137	3.42
Baltimore	34- 46	.238	2643	286	628	70	3.58
Road	20- 61	.238	2715	264	647	67	3.26
vs. Boston	4- 9	.267	439	42	117	7	3.23
California	5- 7	.256	399	40	102	8	3.33
Chicago	4- 7	.228	359	39	82	8	3.55
Cleveland	4- 9	.237	438	37	104	9	2.85
Detroit	5- 8	.247	438	48	108	15	3.69
Kansas City	0-12	.196	397	34	78	10	2.83
Milwaukee	4- 9	.244	434	47	106	10	3.62
Minnesota	3- 9	.242	401	43	97	14	3.58
New York	3-10	.244	463	38	113	7	2.92
Oakland	4- 8	.234	394	41	92	11	3.42
Seattle	7- 5	.232	392	49	91	12	4.08
Texas	6- 6	.241	395	49	95	14	4.08
Toronto	5- 8	.220	409	43	90	12	3.31
1st Half	28- 59	.228	2875	294	655	74	3.38
2nd Half	26- 48	.250	2483	256	620	63	3.46
vs. East	25- 53	.243	2621	255	638	60	3.27
vs. West	29- 54	.233	2737	295	637	77	3.55

ORIOLES 1988 CLUB PITCHING VS. OPPONENTS

	ERA	W-L	SV	CG	SHO	IP	H	R	ER	HR	BB	SO
Season	4.55	54-107	26	20	7	1416.0	1506	789	716	153	523	709
Baltimore	3.83	34- 46	13	11	4	738.0	734	359	314	77	257	381
Road	5.34	20- 61	13	9	3	678.0	772	435	402	76	266	328
vs. Bos.	5.37	4- 9	1	0	0	114.0	135	77	68	12	51	41
Cal.	3.79	5- 7	4	1	0	107.0	101	48	45	9	41	43
Chi.	3.84	4- 7	2	1	1	96.0	104	46	41	13	23	47
Cle.	4.70	4- 9	1	1	1	113.0	124	62	59	7	36	52
Det.	5.02	5- 8	2	0	1	113.0	101	66	63	18	44	58
K.C.	5.50	0-12	0	1	0	106.1	135	72	65	14	42	61
Mil.	4.58	4- 9	1	4	1	112.0	126	73	57	9	37	53
Min.	5.23	3- 9	1	2	0	105.0	117	62	61	17	40	51
N.Y.	4.18	3-10	0	2	1	120.2	117	64	56	13	66	74
Oak.	5.01	4- 8	3	3	0	106.0	115	64	59	14	39	60
Sea.	3.25	7- 5	4	2	0	108.0	91	40	39	9	31	46
Tex.	4.59	6- 6	3	1	1	104.0	119	59	53	10	30	66
Tor.	4.05	5- 8	4	2	1	111.0	121	56	50	10	43	57
1st Half	4.76	28- 59	14	8	3	760.2	849	449	402	79	257	406
2nd Half	4.31	26- 48	12	12	4	655.1	657	340	314	74	266	303
vs. East	4.65	25- 53	9	9	5	683.2	724	398	353	69	277	335
vs. West	4.46	29- 54	17	11	2	732.1	782	391	363	84	246	374

ORIOLES 1988/LIFETIME PINCH-HITTING STATISTICS

	1988					LIFETIME				
	AVG.	AB	H	HR	RBI	AVG.	AB	H	HR	RBI
Anderson	.000	7	0	0	0	.000	7	0	0	0
Gerhart	.250	8	2	0	0	.250	12	3	0	0
Hughes	.000	8	0	0	0	.242	33	8	0	10
Orsulak	.235	17	4	0	3	.232	56	13	0	3
C. Ripken	—	—	—	—	—	.000	4	0	0	0
Schu	.200	5	1	0	0	.164	61	10	2	5
Sheets	.417	12	5	1	4	.292	48	14	4	14
Stanicek	.100	10	2	0	0	.200	10	2	0	0
Tettleton	.000	9	0	0	0	.053	19	1	0	2
Traber	.222	9	2	0	1	.263	19	5	0	5
Others	.214	28	6	0	2	—	—	—	—	—
Team	.195	128	25	1	12	—	—	—	—	—

ORIOLES 1988/LIFETIME DESIGNATED HITTING STATISTICS

	1988						LIFETIME					
	AVG.	G	AB	H	HR	FBI	AVG.	G	AB	H	HR	FBI
Gerhart	.000	3	6	0	0	0	.000	3	6	0	0	0
Schu	.269	9	26	0	0	1	.269	9	26	7	0	0
Sheets	.201	50	174	35	3	18	.262	208	695	182	27	107
Stanicek	.000	1	0	0	0	0	.263	11	38	10	0	0
Tettleton	—	—	—	—	—	—	.000	4	0	0	0	0
Traber	.196	30	112	22	5	19	.240	60	208	50	10	33
Team	.245	162	583	143	21	73	—	—	—	—	—	—

CURRENT ORIOLES HOME RUNS, EACH PARK

	Bal.	Bos.	Cal.	Chi.	Cie.	Det.	K.C.	Mil.	Min.	N.Y.	Oak.	Sas.	Tex.	Tor.	Totals
Anderson	1	0	0	0	0	0	0	0	0	0	0	0	0	0	1
Bradley	2	0	1	2	2	3	1	1	1	3	2	32	1	1	52
Gerhart	10	0	0	3	1	0	1	1	0	2	0	1	2	2	23
Gonzales	2	0	0	0	0	0	0	0	0	0	0	1	0	0	3
Hughes	1	0	0	0	0	0	0	0	0	0	0	0	1	0	2
Orsulak	3	0	1	0	0	0	0	1	0	0	0	2	1	0	8
B. Ripken	0	0	0	0	0	1	1	0	0	0	0	7	8	0	4
C. Ripken	92	5	4	10	9	9	9	8	9	4	7	8	4	5	183
Schu	2	0	0	0	1	0	0	0	0	0	0	5	3	2	4
Sheets	42	3	2	2	4	2	1	2	2	3	0	0	0	1	4
Stanicek	2	0	0	0	0	1	0	0	0	0	0	0	2	1	3
Tettleton	8	2	2	0	0	3	0	1	0	1	11	2	2	1	33
Traber	13	0	1	0	2	1	0	0	1	0	2	0	0	3	23
Worthington	0	0	0	0	0	0	0	0	1	1	0	0	0	0	2

*includes 5 at Metropolitan Stadium

69

VS. OPPONENTS

ORIOLES INDIVIDUAL BATTING

1988					PHIL BRADLEY *					LIFETIME						
Avg.	AB	H	HR	RBI	Total#	Avg.	AB	H	HR	RBI	Total#	Avg.	AB	H	HR	RBI
					Bal.	.293	2728	799	63	290	293	.293	2728	799	63	290
					Road	.270	74	20	2	7	270	.270	74	20	2	7
						.302	2085	629	50	227	302	.302	2085	629	50	227
Played in National League					vs. Bal.	.294	160	47	6	22	294	.294	160	47	6	22
					Bos.	.280	143	40	4	14	280	.280	143	40	4	14
					Cal.	.294	163	48	5	18	294	.294	163	48	5	18
					Chi.	.272	173	47	4	20	272	.272	173	47	4	20
					Cle.	.318	170	54	4	20	318	.318	170	54	4	20
					Det.	.247	146	36	5	17	247	.247	146	36	5	17
					K.C.	.292	202	59	4	21	292	.292	202	59	4	21
					Mil.	.317	142	45	4	11	317	.317	142	45	4	11
					Min.	.325	169	55	2	28	325	.325	169	55	2	28
					N.Y.	.310	168	52	4	13	310	.310	168	52	4	13
					Oak.	.307	166	51	4	15	307	.307	166	51	4	15
					Sea.	—	—	—	—	—	—	—	—	—	—	—
					Tex.	.321	190	61	4	25	321	.321	190	61	4	25
					Tor.	.323	167	54	2	10	323	.323	167	54	2	10
										vs. East	.329	996	328	29	106	329
					West	.276	1163	321	23	128	276	.276	1163	321	23	128
					1st Half#	.270	1385	374	35	144	270	.270	1385	374	35	144
					2nd Half#	.316	1343	425	28	146	316	.316	1343	425	28	146
					vs. Left#	.281	800	225	26	84	281	.281	800	225	26	84
					Right#	.298	1928	574	37	206	298	.298	1928	574	37	206
					Pinch-Hitter#	.000	8	0	0	0	.000	.000	8	0	0	0
					Des. Hitter	.000	3	0	0	0	.000	.000	3	0	0	0

1988					KEN GERHART					LIFETIME								
Avg.	AB	H	HR	RBI	Total	Avg.	AB	H	HR	RBI	Total	Avg.	AB	H	HR	RBI		
.195	262	51	9	23	Total Bal. Road	.221	615	136	24	64	.220 295 320	.147	34	5	0	2		
.231	130	30	5	15		.222	65	11	32	.220		295	65	11	32			
.159	132	21	4	8		.222	71	13	32	.222		320	71	13	32			
.105	19	2	0	2	vs. Bos. Cal. Chi. Cle. Det. K.C. Mil. Min. N.Y. Oak. Sea. Tex. Tor.	.147	34	5	0	2	.375 259 270 190 167 197 155 318 190 258 279 079	.34	8	3	0	7		
.333	6	2	0	0		.375	8	3	0	7		.375	8	3	0	7		
.185	27	5	0	0		.259	54	14	3	6		.259	54	14	3	6		
.130	23	3	0	1		.270	74	20	3	7		.270	74	20	3	7		
.214	14	3	1	3		.190	42	8	3	7		.190	42	8	3	7		
.154	13	2	1	1		.167	42	7	1	4		.167	42	7	1	4		
.154	13	2	0	1		.197	66	13	2	9		.197	66	13	2	9		
.216	37	8	1	1		.155	71	11	1	2		.155	71	11	1	2		
.346	26	9	1	3		.318	66	21	2	6		.318	66	21	2	6		
.125	16	2	0	1		.190	21	4	0	2		.190	21	4	0	2		
.273	11	3	1	1		.258	31	8	2	4		.258	31	8	2	4		
.280	25	7	2	6		.279	68	19	5	12		.279	68	19	5	12		
.094	32	3	2	3		.079	38	3	2	3		.079	38	3	2	3		
						vs. East West	.224	313	70	12		33	.219	.313	302	66	12	31
.173	127	22	4	13			.219	302	66	12		31		.219	302	66	12	31
.215	135	29	5	10														
.178	135	24	7	13	1st Half 2nd Half	.208	331	69	14	31	.236	.331	284	67	10	33		
.213	127	27	2	10		.208	331	69	14	31		.236	284	67	10	33		
					vs. Left Right	.204	319	65	10	30	.240	.319	296	65	10	30		
.186	161	30	5	15		.240	296	71	14	34		.240	296	71	14	34		
.208	101	21	4	8														
.250	8	2	0	0	Pinch-Hitter Des. Hitter	.250	12	3	0	1	.000	.250	6	0	0	0		
.000	6	0	0	0		.250	12	3	0	1		.000	6	0	0	0		

1988					RENE GONZALES*					LIFETIME						
Avg.	AB	H	HR	RBI	Total#	Avg.	AB	H	HR	RBI	Total#	Avg.	AB	H	HR	RBI
.215	237	51	2	15	15	.218	353	77	3	24	218	.215	237	51	2	15
.220	118	26	1	5	5	.244	160	39	2	11	244	.220	118	26	1	5
.210	119	25	1	10	10	.204	137	28	1	11	204	.210	119	25	1	10
.143	21	3	0	0	0	vs. Bos.	.231	26	6	0	2	.231	26	6	0	2
.310	29	9	0	2	2	Cal.	.310	29	9	0	2	.310	29	9	0	2
.200	5	1	0	0	0	Chi.	.188	16	3	1	1	.188	16	3	1	1
.400	5	2	0	0	0	Cle.	.333	6	2	0	0	.333	6	2	0	0
.100	20	2	0	0	0	Det.	.086	35	3	0	1	.086	35	3	0	1
.125	16	2	0	3	3	K.C.	.118	17	2	0	3	.118	17	2	0	3
.208	24	5	0	2	2	Mil.	.208	24	5	0	2	.208	24	5	0	2
.361	36	13	0	2	2	Min.	.500	2	1	0	0	.500	2	1	0	0
.217	23	5	1	2	2	N.Y.	.358	53	19	0	5	.358	53	19	0	5
.211	38	8	1	2	2	Oak.	.250	24	6	1	2	.250	24	6	1	2
.000	5	0	0	0	0	Sea.	.233	43	10	1	2	.233	43	10	1	2
.067	15	1	0	2	2	Tex.	.000	5	0	0	0	.000	5	0	0	0
						Tor.	.059	17	1	0	2	.059	17	1	0	2
.215	121	26	0	6	6	vs. East	.224	161	36	0	12	.224	161	36	0	12
.216	116	25	2	9	9	West	.228	136	31	3	10	.228	136	31	3	10
.209	115	24	2	9	9	1st Half	.229	175	40	3	16	.229	175	40	3	16
.221	122	27	0	6	6	2nd Half	.221	122	27	0	6	.221	122	27	0	6
.326	86	28	1	6	6	vs. Left	.306	121	37	1	10	.306	121	37	1	10
.152	151	23	1	9	9	Right	.170	176	30	2	12	.170	176	30	2	12
.000	0	0	0	0	0	Pinch-Hitter	.000	0	0	0	0	.000	0	0	0	0
						Des. Hitter	—	—	—	—	—	—	—	—	—	—

*American League only

#Major League totals

1988					KEITH HUGHES*					LIFETIME						
Avg.	AB	H	HR	RBI	Total#	Avg.	AB	H	HR	RBI	Total#	Avg.	AB	H	HR	RBI
.194	108	21	2	14	Total# Bal. Road	.218	188	41	2	24	vs. Bos. Cal. Chi. Cle. Det. K.C. Mil. Min. N.Y. Oak. Sea. Tex. Tor.	.194	108	21	2	14
.190	63	12	1	9		.190	63	12	1	9		.190	63	12	1	9
.200	45	9	1	5		.184	49	9	1	5		.200	45	9	1	5
.000	1	0	0	0		.000	1	0	0	0		.000	1	0	0	0
.133	15	2	0	2		.125	16	2	0	2		.133	15	2	0	2
.375	8	3	1	5		.375	8	3	1	5		.375	8	3	1	5
.000	1	0	0	0		.000	1	0	0	0		.000	1	0	0	0
—	—	—	—	—		—	—	—	—	—		—	—	—	—	—
.000	2	0	0	0		.000	2	0	0	0		.000	2	0	0	0
—	—	—	—	—		—	—	—	—	—		—	—	—	—	—
.222	18	4	0	2		.222	18	4	0	2		.222	18	4	0	2
.125	8	1	0	0		.125	8	1	0	0		.125	8	1	0	0
.087	23	2	0	1		.080	25	2	0	1		.087	23	2	0	1
.182	11	2	0	2		.167	12	2	0	2		.182	11	2	0	2
.462	13	6	1	2		.462	13	6	1	2		.462	13	6	1	2
.125	8	1	0	0		.125	8	1	0	0		.125	8	1	0	0
.118	18	2	0	0	vs. East West	.118	18	2	0	0	1st Half# 2nd Half#	.118	18	2	0	0
.209	90	19	2	14		.202	94	19	2	14		.209	90	19	2	14
.209	86	18	2	14		.225	102	23	2	19		.209	86	18	0	5
.136	22	3	0	0		.209	86	18	0	5		.136	22	3	0	0
.143	14	2	0	2	vs. Left# Right#	.278	18	5	0	2	Pinch-Hitter# Des. Hitter	.143	14	2	0	2
.202	94	19	2	12		.212	170	36	2	22		.202	94	19	2	12
.000	8	0	0	0		.242	33	8	0	10		.000	8	0	0	0
—	—	—	—	—		—	—	—	—	—		—	—	—	—	—

ORIOLES INDIVIDUAL BATTING (Cont.)

1988						JOE ORSULAK*						LIFETIME					
Avg.	AB	H	HR	RBI		Avg.	AB	H	HR	RBI		Avg.	AB	H	HR	RBI	
288	379	109	8	27		276	1255	347	10	71		276	1255	347	10	71	
287	174	50	3	12		287	174	50	3	12		287	174	50	3	12	
288	205	59	5	15		288	205	59	5	15		288	205	59	5	15	
231	39	9	0	0		231	39	9	0	0		231	39	9	0	0	
316	38	12	2	3		316	38	12	2	3		316	38	12	2	3	
238	21	5	0	1		238	21	5	0	1		238	21	5	0	1	
366	41	15	0	1		366	41	15	0	1		366	41	15	0	1	
098	41	4	0	0		098	41	4	0	0		098	41	4	0	0	
206	34	7	0	2		206	34	7	0	2		206	34	7	0	2	
350	40	14	1	4		350	40	14	1	4		350	40	14	1	4	
231	13	3	0	1		231	13	3	0	1		231	13	3	0	1	
355	31	11	0	0		355	31	11	0	0		355	31	11	0	0	
235	17	4	0	0		235	17	4	0	0		235	17	4	0	0	
419	31	13	3	7		419	31	13	3	7		419	31	13	3	7	
357	14	5	1	3		357	14	5	1	3		357	14	5	1	3	
368	19	7	1	5		368	19	7	1	5		368	19	7	1	5	
284	211	60	2	10		284	211	60	2	10		284	211	60	2	10	
292	168	49	6	17		292	168	49	6	17		292	168	49	6	17	
272	184	50	1	8		272	184	50	1	8		272	184	50	1	8	
303	195	59	7	19		303	195	59	7	19		303	195	59	7	19	
235	68	16	0	3		235	68	16	0	3		235	68	16	0	3	
299	311	93	8	24		299	311	93	8	24		299	311	93	8	24	
235	17	4	0	0		235	17	4	0	0		235	17	4	0	0	

1988						BILL RIPKEN						LIFETIME					
Avg.	AB	H	HR	RBI		Avg.	AB	H	HR	RBI		Avg.	AB	H	HR	RBI	
207	512	106	2	34		207	512	106	2	34		207	512	106	2	34	
222	261	58	0	14		222	261	58	0	14		222	261	58	0	14	
191	251	48	2	20		191	251	48	2	20		191	251	48	2	20	
178	45	8	0	2		178	45	8	0	2		178	45	8	0	2	
190	42	8	0	3		190	42	8	0	3		190	42	8	0	3	
207	29	6	0	1		207	29	6	0	1		207	29	6	0	1	
255	55	14	0	7		255	55	14	0	7		255	55	14	0	7	
262	42	11	1	1		262	42	11	1	1		262	42	11	1	1	
150	40	6	0	2		150	40	6	0	2		150	40	6	0	2	
220	50	11	0	4		220	50	11	0	4		220	50	11	0	4	
163	43	7	0	4		163	43	7	0	4		163	43	7	0	4	
222	36	8	0	1		222	36	8	0	1		222	36	8	0	1	
243	37	9	0	4		243	37	9	0	4		243	37	9	0	4	
120	25	3	1	2		120	25	3	1	2		120	25	3	1	2	
222	36	8	0	1		222	36	8	0	1		222	36	8	0	1	
219	32	7	0	1		219	32	7	0	1		219	32	7	0	1	
200	260	52	1	16		200	260	52	1	16		200	260	52	1	16	
214	252	54	1	18		214	252	54	1	18		214	252	54	1	18	
199	287	57	1	15		199	287	57	1	15		199	287	57	1	15	
218	225	49	1	19		218	225	49	1	19		218	225	49	1	19	
220	186	41	0	10		220	186	41	0	10		220	186	41	0	10	
199	326	65	2	24		199	326	65	2	24		199	326	65	2	24	

1988						CAL RIPKEN						LIFETIME					
Avg.	AB	H	HR	RBI		Avg.	AB	H	HR	RBI		Avg.	AB	H	HR	RBI	
264	575	152	23	81		264	575	152	23	81		264	575	152	23	81	
263	285	75	11	47		263	285	75	11	47		263	285	75	11	47	
266	290	77	12	34		266	290	77	12	34		266	290	77	12	34	
170	47	8	1	7		170	47	8	1	7		170	47	8	1	7	
200	40	8	0	5		200	40	8	0	5		200	40	8	0	5	
417	36	15	3	8		417	36	15	3	8		417	36	15	3	8	
091	44	4	1	3		091	44	4	1	3		091	44	4	1	3	
286	49	14	1	7		286	49	14	1	7		286	49	14	1	7	
289	45	13	5	8		289	45	13	5	8		289	45	13	5	8	
261	46	12	3	6		261	46	12	3	6		261	46	12	3	6	
390	41	16	0	7		390	41	16	0	7		390	41	16	0	7	
272	51	14	1	5		272	51	14	1	5		272	51	14	1	5	
277	47	13	2	6		277	47	13	2	6		277	47	13	2	6	
222	45	10	2	7		222	45	10	2	7		222	45	10	2	7	
304	46	14	3	7		304	46	14	3	7		304	46	14	3	7	
289	38	11	1	7		289	38	11	1	7		289	38	11	1	7	
229	275	63	8	35		229	275	63	8	35		229	275	63	8	35	
297	300	89	15	46		297	300	89	15	46		297	300	89	15	46	
273	308	84	14	49		273	308	84	14	49		273	308	84	14	49	
255	267	68	9	32		255	267	68	9	32		255	267	68	9	32	
316	190	60	9	25		316	190	60	9	25		316	190	60	9	25	
239	385	92	14	56		239	385	92	14	56		239	385	92	14	56	

* American League only, except as indicated

#Major League totals

1988					RICK SCHU*					LIFETIME								
Avg.	AB	H	HR	RBI	Total#	Avg.	AB	H	HR	RBI	Total#	Avg.	AB	H	HR	RBI		
256	270	69	4	20	Bal. Road	255	1119	285	28	97	vs. Bos. Cal. Chi. Cle. Det. K.C. Mil. Min. N.Y. Oak. Sea. Tex. Tor.	234	141	33	2	6		
234	141	33	2	6		279	129	36	2	14		279	129	36	2	14		
279	129	36	2	14		364	22	8	0	2		364	22	8	0	2		
364	22	8	0	2		273	11	3	0	0		087	23	2	0	0		
273	11	3	0	0		216	37	8	1	2		216	37	8	1	2		
087	23	2	0	0		286	7	2	0	0		286	7	2	0	0		
216	37	8	1	2		313	16	5	0	1		313	16	5	0	1		
286	7	2	0	0		091	22	2	0	2		091	22	2	0	2		
313	16	5	0	1		370	27	10	1	2		370	27	10	1	2		
091	22	2	0	2		350	20	7	0	3		350	20	7	0	3		
370	27	10	1	2		368	19	7	0	2		368	19	7	0	2		
350	20	7	0	3		000	4	0	0	0		000	4	0	0	0		
368	19	7	0	2		152	33	5	1	4		152	33	5	1	4		
000	4	0	0	0		345	29	10	1	2		345	29	10	1	2		
152	33	5	1	4		vs. East West	270	137	37	2		11	1st Half# 2nd Half#	268	553	140	12	42
345	29	10	1	2			241	133	32	2		9		256	566	145	16	55
270	137	37	2	11			273	469	128	17		48		273	469	128	17	48
241	133	32	2	9		vs. Left# Right#	242	650	157	11		49	Pinch-Hitter# Des. Hitter	164	61	10	2	4
227	163	37	3	12			269	26	7	0		1		269	26	7	0	1
299	107	32	1	8	200		5	1	0	0	200	5		1	0	0		
252	119	30	3	14														
258	151	39	1	6														
200	5	1	0	0														
269	26	7	0	1														

ORIOLES INDIVIDUAL BATTING (Cont.)

MICKEY TETTLTON									
LIFETIME									
Avg.	AB	H	HR	RBI	Total	Avg.	AB	H	HR
233	992	231	33	118		233	992	231	33
278	133	37	7	21		278	133	37	7
247	150	37	4	16		247	150	37	4
vs. Bal. Road									
227	44	10	2	6		227	44	10	2
227	75	17	3	10		227	75	17	3
200	72	15	1	3		200	72	15	1
208	67	24	1	9		208	67	24	1
358	64	15	4	9		358	64	15	4
218	87	19	0	4		218	87	19	0
301	73	22	2	11		301	73	22	2
145	76	11	2	5		145	76	11	2
202	82	17	3	10		202	82	17	3
143	21	3	1	2		143	21	3	1
212	85	18	2	12		212	85	18	2
253	99	25	7	14		253	99	25	7
273	77	21	3	13		273	77	21	3
vs. East West									
227	497	113	14	53		227	497	113	14
235	495	118	19	65		235	495	118	19
1st Half 2nd Half									
283	438	100	13	51		283	438	100	13
236	554	131	20	67		236	554	131	20
vs. Left Right									
238	411	98	19	52		238	411	98	19
229	581	133	14	66		229	581	133	14
Pinch-Hitter Des. Hitter									
.053	19	1	0	2		.053	19	1	0
.000	4	0	0	0		.000	4	0	0

JIM TRABER									
LIFETIME									
Avg.	AB	H	HR	RBI	Total	Avg.	AB	H	HR
234	585	137	23	91		234	585	137	23
258	306	79	13	45		258	306	79	13
208	279	58	10	46		208	279	58	10
vs. Bos. Cal. Chi. Cle. Det. K.C. Mil. Min. N.Y. Oak. Sea. Tex. Tor.									
313	83	26	0	10		313	83	26	0
222	36	8	2	7		222	36	8	2
206	34	7	3	10		206	34	7	3
250	48	12	2	8		250	48	12	2
220	50	8	2	6		220	50	8	2
250	32	6	0	4		250	32	6	0
261	23	8	2	6		261	23	8	2
211	38	7	0	8		211	38	7	0
167	42	8	2	8		167	42	8	2
178	45	4	0	2		178	45	4	0
111	36	4	2	6		111	36	4	2
304	46	14	2	6		304	46	14	2
250	72	18	4	8		250	72	18	4
vs. East West									
252	318	80	10	46		252	318	80	10
213	267	57	13	45		213	267	57	13
1st Half 2nd Half									
252	135	34	4	20		252	135	34	4
229	450	103	19	71		229	450	103	19
vs. Left Right									
222	153	34	4	21		222	153	34	4
238	432	103	19	70		238	432	103	19
Pinch-Hitter Des. Hitter									
263	19	5	0	5		263	19	5	0
240	208	50	10	33		240	208	50	10

BRADY ANDERSON									
1988/LIFETIME									
Avg.	AB	H	HR	RBI	Total	Avg.	AB	H	HR
212	325	69	1	21		212	325	69	1
147	95	14	1	6		147	95	14	1
239	230	55	0	15		239	230	55	0
vs. Bos. Cal. Chi. Cle. Det. K.C. Mil. Min. N.Y. Oak. Sea. Tex. Tor.									
176	17	3	0	1		176	17	3	0
262	42	11	0	1		262	42	11	0
200	10	2	0	2		200	10	2	0
214	14	3	0	3		214	14	3	0
308	39	12	0	2		308	39	12	0
189	37	7	0	0		189	37	7	0
219	32	7	1	5		219	32	7	1
238	21	5	0	1		238	21	5	0
125	16	2	0	0		125	16	2	0
242	33	8	0	4		242	33	8	0
133	30	4	0	1		133	30	4	0
125	16	2	0	0		125	16	2	0
167	18	3	0	0		167	18	3	0
vs. East West									
221	136	30	1	11		221	136	30	1
206	189	39	0	10		206	189	39	0
1st Half 2nd Half									
230	148	34	0	12		230	148	34	0
198	177	35	1	9		198	177	35	1
vs. Left Right									
200	85	17	0	2		200	85	17	0
217	240	52	1	19		217	240	52	1
Pinch-Hitter Des. Hitter									
.000	7	0	0	0		.000	7	0	0

*American League only, except as indicated

ORIOLES INDIVIDUAL LIFETIME W-L-S RECORDS

Pitcher	Bos. W-L-S	Cal. W-L-S	Chi. W-L-S	Cle. W-L-S	Det. W-L-S	K.C. W-L-S	Mil. W-L-S
Ballard	1-2	0-2	0-0	1-0	1-1	0-1	1-1
Bautista	1-2	1-1	1-1	0-1	0-1	0-0	1-1
Habyan	2-2	1-0	1-1	0-0	1-1	0-0	1-0
Harnisch	0-1	0-0	0-0	0-0	0-0	0-0	0-0
Mesa	0-1	0-0	0-0	0-0	1-0	0-0	0-0
Milacki	0-0	0-0	0-0	3-6	1-3	3-8	7-6
Morgan	0-6	1-3	2-3	0-0	0-1	0-0	0-0
Olson	0-0	0-0	0-0	2-1	0-0	0-1	1-1
Peraza	0-1	0-0	0-0	0-0	0-0	0-0	0-0
Schilling	0-1	0-0	0-0	0-0	0-0	0-0	0-0
Schmidt	2-3	4	7-3	4	2-2	4	6-3
Thurmond	1-0	0-0	1-1	2-1	0-1	0-2	0-1
Tibbs	0-1	0-1	0-2	0-1	0-0	0-1	0-0
Williamson	0-2	1	4-2	2-2	1	0-2	0-1
Pitcher	Min. W-L-S	N.Y. W-L-S	Oak. W-L-S	Sea. W-L-S	Tex. W-L-S	Tor. W-L-S	Totals W-L-S
Ballard	0-2	0-2	2-1	2-3	0-2	2-3	10-20
Bautista	0-1	0-2	0-0	1-1	1-1	0-1	6-15
Habyan	0-0	0-1	0-1	0-2	3-0	0-2	9-10
Harnisch	0-0	0-1	0-0	0-0	0-0	0-0	0-2
Mesa	0-0	0-1	0-0	0-0	0-0	0-1	1-3
Milacki	0-0	1-0	0-0	0-0	0-0	0-0	2-0
Morgan	5-5	0-7	3-3	2-1	3-5	1-3	34-68
Olson	0-0	0-0	0-0	1-0	0-0	0-0	1-1
Peraza	0-1	0-0	0-1	0-1	0-0	0-1	5-7
Schilling	0-0	0-1	0-0	0-0	0-0	0-0	0-3
Schmidt	3-1	2	2-3	4-0	2	4-3	41-38
Thurmond	0-1	0-1	1-1	0-1	1-2	0-2	5-10
Tibbs	0-1	0-2	1-3	0-1	2-0	1-2	4-15
Williamson	1-0	0-2	1-2	2-1	0-2	0-0	13-17

*Includes a 3-9 record vs. Orioles
**Includes an 0-5 record with 3 saves vs. Orioles

1988 INDIVIDUAL W-L-S RECORDS VS. EACH OPPONENT

1988 INDIVIDUAL W-L-S RECORDS VS. LEAGUE							
Pitcher	Bos. W-L-S	Cal. W-L-S	Chi. W-L-S	Cle. W-L-S	Det. W-L-S	K.C. W-L-S	Mil. W-L-S
Ballard	1- 0	0- 2	0- 0	1- 0	1- 0	0- 1	1- 1
Bautista	1- 2	1- 1	1- 1	0- 1	0- 1	0- 2	1- 1
Boddicker	0- 0	1- 0	1- 2	0- 1	0- 1	0- 1	0- 2
Habyan	0- 0	0- 0	0- 0	0- 0	0- 0	0- 0	0- 0
Harnisch	0- 1	0- 0	0- 0	0- 0	0- 0	0- 0	0- 1
McGregor	0- 0	0- 0	0- 0	0- 2	0- 0	0- 0	0- 0
Milacki	0- 0	0- 0	0- 0	0- 0	1- 0	0- 0	0- 1
Morgan	0- 0	0- 0	0- 1	0- 1	2- 1- 2	0- 2	0- 0
Niedenfuier	0- 0	0- 0- 4	0- 0- 1	0- 0- 1	0- 1	0- 0	0- 0
Noles	0- 1	0- 0	0- 0	0- 0	0- 1	0- 0	0- 0
Olson	0- 0	0- 0	0- 0	0- 0	0- 0	0- 1	1- 1
Peraza	0- 1	0- 0	0- 0	2- 1	0- 0	0- 0	0- 0
Scherrer	0- 0	0- 0	0- 0	0- 0	0- 0	0- 0	0- 0
Schilling	0- 1	0- 0	0- 0	0- 0	0- 0	0- 0	1- 0
Schmidt	1- 1	2- 1	0- 0- 1	1- 1	0- 1	0- 1	0- 0
Sisk	0- 0	0- 1	1- 0	0- 0	0- 1	0- 2	0- 1- 1
Thurmond	1- 0	0- 0	0- 1	0- 1	0- 0	0- 1	0- 0
Tibbs	0- 1	0- 1	0- 2	0- 0	0- 1	0- 0	0- 0
Williamson	0- 1- 1	1- 1	1- 0	0- 0	0- 1	0- 0	0- 0
Totals	4- 9- 1	5- 7- 4	4- 7- 2	4- 9- 1	5- 8- 2	0- 12- 0	4- 9- 1
Pitcher	Min. W-L-S	N.Y. W-L-S	Oak. W-L-S	Sea. W-L-S	Tex. W-L-S	Tor. W-L-S	Totals W-L-S
Ballard	0- 2	0- 1	1- 0	1- 1	0- 2	2- 2	8- 12
Bautista	0- 1	0- 2	0- 0	1- 1	1- 1	0- 1	6- 15
Boddicker	1- 2	1- 0	1- 1	0- 0	1- 1	0- 1	6- 12
Habyan	0- 0	0- 0	0- 0	0- 0	1- 0	0- 0	1- 0
Harnisch	0- 0	0- 1	0- 0	0- 0	0- 0	0- 0	0- 2
McGregor	0- 0	0- 0	0- 0	0- 0	0- 0	0- 0	0- 3
Milacki	0- 0	0- 0	0- 0	0- 0	0- 0	0- 0	2- 0
Morgan	1- 1	0- 0	0- 0	0- 0- 1	0- 0	0- 0	1- 6- 1
Niedenfuier	0- 0- 1	0- 1	0- 0- 3	1- 0- 3	0- 0- 2	0- 0- 1	3- 4- 18
Noles	0- 1	0- 0	0- 0	0- 0	0- 0	0- 0	0- 2
Olson	0- 0	0- 0	0- 0	1- 0	0- 0	0- 0	1- 1
Peraza	0- 1	0- 0	0- 1	0- 1	1- 0	1- 0	5- 7
Scherrer	0- 0	0- 0	0- 0	0- 0	0- 0	0- 0	0- 1
Schilling	0- 0	0- 1	0- 0	0- 0	0- 0	0- 1	0- 3
Schmidt	1- 0	0- 0	0- 0	1- 0	0- 0- 1	1- 0	8- 5- 2
Sisk	0- 0	1- 0	0- 1	0- 0	0- 0	0- 0	3- 3
Thurmond	0- 0	0- 1	0- 0	0- 0	0- 1	0- 0- 2	1- 8- 3
Tibbs	0- 1	0- 2	1- 3	0- 1	2- 0	1- 2	4- 15
Williamson	0- 0	0- 1	1- 2	2- 1	0- 1	0- 0- 1	5- 8- 2
Totals	3- 9- 1	3- 10- 0	4- 8- 3	7- 5- 4	6- 6- 3	5- 8- 4	54- 107- 26

ORIOLES PITCHING RECORDS, EACH PARK

Pitcher	Bal. W-L-S	Bos. W-L-S	Cal. W-L-S	Chi. W-L-S	Cle. W-L-S	Det. W-L-S	K.C. W-L-S
Ballard	7-11	0-0	0-2	0-0	0-0	0-0	0-0
Bautista	4-7	1-1	0-1	1-0	0-1	0-0	0-1
Habyan	5-5	0-2	0-0	1-0	0-0	1-1	0-0
Harnisch	0-2	0-0	0-0	0-0	0-0	1-0	0-0
Mesa	0-2	0-0	0-0	0-0	0-0	1-0	0-0
Milacki	1-0	0-0	0-0	0-0	0-0	1-0	2-4
Morgan	2-6	1-0	0-0	0-0	0-0	0-1	0-0
Olson	3-4	0-0	0-0	0-0	1-0	0-0	0-0
Peraza	0-1	0-1	0-0	0-0	0-0	0-0	0-0
Schilling	9-10	3-1	1-2	4-1	2-3	1-1	2-2
Schmidt	1-1	2-0	0-0	0-1	0-1	4-3	4-0
Thurmond	4-8	0-0	0-0	0-1	0-1	0-0	0-0
Tibbs	7-9	4-0	1-1	2-0	1-1	0-0	0-0
Williamson							

Pitcher	Mil. W-L-S	Min. W-L-S	N.Y. W-L-S	Oak. W-L-S	Sea. W-L-S	Tex. W-L-S	Tor. W-L-S
Ballard	1-0	0-1	0-2	1-0	1-1	0-1	0-2
Bautista	0-1	0-0	0-1	0-0	0-1	0-1	0-0
Habyan	0-0	0-0	0-1	0-0	0-0	0-0	0-0
Harnisch	0-0	0-0	0-0	0-0	0-0	0-0	0-1
Mesa	0-0	0-0	0-0	0-0	0-0	0-0	0-0
Milacki	0-0	0-0	2-8	3-8	13-21	1-2	1-3
Morgan	3-2	3-3	0-0	0-0	1-0	0-0	0-0
Olson	0-0	0-0	0-0	0-1	0-0	0-0	1-0
Peraza	0-1	0-0	0-0	0-0	0-0	0-0	0-1
Schilling	0-0	0-0	0-3	3-0	1-2	12-12	1-0
Schmidt	2-1	0-1	0-1	0-0	2-0	0-1	1-0
Thurmond	0-1	1-0	0-0	0-2	0-1	0-0	0-2
Tibbs	0-0	0-0	0-0	1-1	1-0	0-1	0-0
Williamson	0-1	0-0	0-1	1-1	1-0		

ORIOLES INDIVIDUAL PITCHING

1988													JEFF BALLARD													LIFETIME												
ERA	W-L-SHO	G	IP	H	ER	HR	Total	ERA	W-L-SHO	G	IP	H	ER	HR	4.40	5.09	10-20	39	223.0	267	126	30																
3.73	7-4	25	153.1	167	75	15	9	4.40	5-04	7-11	0	22	123.1	151	69	16	5.15	3-9	1	17	99.2	116	57	14														
5.17	1-8	1	12	71.1	77	41	6	vs. Bos.	6.75	1-2	0	4	20.0	31	15	2	Cal.	4.30	0-2	0	2	14.2	16	7	2													
5.14	1-0	0	1	7.0	7	4	0	Chi.	18.00	0-0	0	1	7.0	7	4	2	Cle.	2.57	1-0	0	3	17.2	24	13	4													
4.30	0-2	0	2	14.2	16	7	2	K.C.	6.62	1-1	0	3	8.2	11	8	3	Min.	8.31	0-1	0	2	14.0	10	2	1													
2.57	1-0	0	1	7.0	7	2	1	Mil.	1.29	1-1	1	2	14.0	10	2	1	N.Y.	1.29	1-1	1	2	13.0	14	8	1													
5.54	1-0	0	2	13.0	16	8	3	Sea.	5.54	0-2	0	5	25.1	32	16	2	Oak.	5.54	0-2	0	5	25.1	32	16	2													
13.50	0-1	0	1	3.1	6	5	2	Tex.	11.37	0-2	0	3	21.2	14	6	5	Tor.	5.82	2-1	0	7	37.1	51	22	5													
1.29	1-1	1	2	14.0	10	2	1		5.30	2-3	0	2	4.2	13	8	1		5.30	2-3	0	2	4.2	13	8	1													
5.54	0-2	0	3	13.2	16	11	1		15.43	0-2	0	5	37.0	37	15	1		15.43	0-2	0	5	37.0	37	15	1													
7.24	0-1	0	1	9.0	4	1	1		3.65	2-3	0	5	37.0	37	15	1																						
1.00	1-0	0	1	24.0	26	8	2																															
3.00	1-1	0	4	4.2	13	8	1																															
15.43	0-2	0	2	4.0	30	32	11																															
3.30	2-2	0	4	30.0	32	11	0																															
4.99	4-6	0	10	61.1	79	34	4	1st Half	5.42	6-9	0	17	94.2	123	57	14																						
4.01	4-6	1	15	92.0	88	41	11	2nd Half	4.84	4-11	1	22	128.1	154	69	16																						

1988								JOHN HABYAN								LIFETIME							
ERA	W-L-SHO	G	IP	H	ER	HR		ERA	W-L-SHO	G	IP	H	ER	HR									
4.30	1-0	7	14.2	22	7	2		4.62	9-10-1	42	160	159	82	25									
5.06	0-0	4	5.1	8	3	0		5.23	5-5	20	84.1	90	49	18									
3.86	1-0	3	9.1	14	4	2		3.94	4-5-1	22	75.1	69	33	7									
—	—	—	—	—	—	—		vs. Bos.	6.12	2-2	7	25	37	17	6								
0.00	0-0	1	0	1	0	0		Cal.	3.97	1-0-1	3	11.1	7	5	3								
—	—	—	—	—	—	—		Chi.	3.52	1-1	3	7.2	7	3	1								
—	—	—	—	—	—	—		Cle.	6.75	0-0	1	2.2	3	2	2								
—	—	—	—	—	—	—		Det.	2.29	1-1	4	19.2	12	5	1								
—	—	—	—	—	—	—		K.C.	—	—	—	—	—	—	—								
0.00	0-0	1	1.1	1	0	0		Mil.	2.35	1-0	3	15.1	8	4	1								
—	—	—	—	—	—	—		Min.	0.00	0-0	1	1.1	1	0	0								
—	—	—	—	—	—	—		N.Y.	14.40	0-1	3	5	11	8	1								
—	—	—	—	—	—	—		Oak.	2.70	0-1	3	13.1	11	4	1								
—	—	—	—	—	—	—		Sea.	6.75	0-2	4	18.2	21	14	3								
4.73	1-0	5	13.1	20	7	2		Tex.	2.95	3-0	7	21.1	22	7	2								
—	—	—	—	—	—	—		Tor.	6.27	0-2	3	18.2	19	13	4								
4.73	1-0	6	13.1	21	7	2		1st Half	5.88	2-3	16	52	67	34	11								
6.75	0-0	1	1.1	1	0	0		2nd Half	4.00	7-7-1	26	108	92	48	14								

EASY MAGIC NUMBER FORMULAS

This one suggested by veteran Baltimore Evening Sun baseball writer, **Jim Henneman**: Add trailing club's losses to leading team's wins . . . Subtract the sum from 162, then add one . . . That is your magic number.

This one from a Baltimore baseball fan, **Michael McCoy**: Subtract the leader's wins and the trailing team's losses from 163, i.e. Magic Number = 163 - LW - TL.

ORIOLES INDIVIDUAL PITCHING (Cont.)

1988							MIKE MORGAN			LIFETIME						
ERA	W-L-SHO	G	IP	H	ER	HR	Total	ERA	W-L-SHO	G	IP	H	ER	HR		
5.43	1-6-0	22	71.1	70	43	6	Bal.	4.90	34-68-3	157	784.2	905	427	81		
10.16	1-4-1	11	28.1	39	32	3	Awy	3.00	2-6-1-9	19	87	69	29	8		
2.30	0-2-0	11	43	31	11	3		5.13	32-62-2	138	697.2	836	398	73		
—	—	—	—	—	—	—	vs. Bal.	3.79	3-9-1	15	92.2	93	39	8		
—	—	—	—	—	—	—	Bos.	6.51	0-6-1	10	37.1	55	27	4		
0.00	0-0-0	2	2.2	0	0	0	Cal.	5.50	1-3-10	10	37.2	42	23	7		
11.37	0-1-1	4	6.1	13	8	3	Chi.	4.91	2-3-1-9	9	36.2	39	20	4		
6.88	0-1-1	3	18.1	17	13	0	Cle.	4.94	3-6-1-14	14	78.1	95	43	6		
0.00	0-0-0	1	2	2	0	0	Det.	6.00	1-3-6	6	27	32	18	6		
34.71	0-1-1	3	2.1	9	9	0	K.C.	6.90	3-8-17	74.1	113	57	6			
3.00	0-2-2	2	18	14	6	1	Mil.	3.87	7-6-14	90.2	92	39	7			
2.70	1-1-2	2	10	7	3	2	Min.	3.91	5-5-13	71.1	66	35	12			
—	—	—	—	—	—	—	N.Y.	6.93	0-7-7	7	37.2	48	29	6		
2.45	0-0-0	2	3.2	3	1	0	Oak.	3.53	3-3-12	51	50	20	5			
4.50	0-0-2	2	6	5	3	0	Sea.	4.20	2-1-9	45	47	31	2			
0.00	0-0-0	1	2	0	0	0	Tex.	6.77	3-5-12	63.1	81	33	2			
—	—	—	—	—	—	—	Tor.	4.89	1-3-7	42.1	52	23	10			
5.30	0-5-16	16	52.2	51	31	6	1st Half	4.82	20-38-2	95	449.1	514	244	48		
5.59	1-1-6	6	18.2	19	12	0	2nd Half	4.91	14-30-1	62	335.1	391	183	33		

1988							DAVE SCHMIDT		LIFETIME						
ERA	W-L-SV	G	IP	H	ER	HR	Total	ERA	W-L-SV	G	IP	H	ER	HR	
3.40	8-5-2	41	129.2	129	49	14	6	3.33	41-38-37	297	689.2	692	255	55	
4.36	5-5-1	21	66	72	32	6	1	3.96	9-9-3	47	157	162	69	14	
2.40	3-0-1	20	63.2	57	17	8	1	3.14	32-29-34	250	532.2	530	186	41	
							vs. Bal.	5.09	0-5-3	22	46	51	26	4	
							Bos.	2.53	2-3-4	22	46	50	13	4	
							Cal.	1.52	7-3-4	25	59.1	42	10	4	
							Chi.	2.34	2-2-4	22	59.1	49	17	2	
							Cle.	2.91	4-4-2	26	65	61	21	3	
							Det.	4.76	1-2-4	23	39.2	47	21	5	
							K.C.	2.60	6-3-2	25	65.2	79	19	2	
							Mil.	3.84	2-2-2	24	61	67	26	6	
							Min.	4.47	3-1-2	19	46.1	46	23	9	
							N.Y.	2.72	2-3-3	20	36.1	32	11	1	
							Oak.	3.26	4-0-2	17	38.2	36	14	4	
							Sea.	7.68	3-4-1	20	46.1	61	31	6	
							Tex.	2.36	1-2-1	11	34.1	25	9	2	
							Tor.	2.76	4-3-2	21	45.2	46	14	3	
							1st Half	3.04	22-15-20	169	385.1	356	130	32	
							2nd Half	3.70	19-23-17	128	304.1	336	125	23	

1988							MARK THURMOND							LIFETIME*						
ERA	W-L-SV	G	IP	H	ER	HR	Total/ Bal. Away	ERA	W-L-SV	G	IP	H	ER	HR						
4.58	1-8-3	43	74.2	80	38	10		3.69	36-39-13	222	691	735	283	57						
3.86	1-1-2	18	30.1	29	13	2		3.06	1-1-2	26	47	42	16	2						
5.08	0-7-1	25	44.1	51	25	8		3.96	4-9-9	90	141	165	62	20						
vs. Bal.								1.86	0-0		5	9.2	8	2	0					
Cos.								4.26	1-0		6	6.1	8	3	0					
Bal.								1.04	0-0		8	8.2	10	1	1					
Chi.								3.51	1-1-1	7	22.2	15	9	3						
Cle.								5.06	2-1	7	20.2	18	5	0						
Det.								2.18	0-1	3	5.1	2	3	1						
K.C.								6.87	0-2	10	18.1	26	14	4						
Mil.								6.61	0-1-2	14	16.1	27	12	2						
Min.								3.45	0-1	8	15.2	20	6	1						
N.Y.								4.91	0-1-1	11	11.2	19	6	4						
Oak.								3.80	1-1-2	12	21.1	26	9	4						
Sea.								0.96	0-0-1	5	9.1	8	1	1						
Tex.								5.06	0-1-2	11	8.2	14	6	1						
Tor.								0.79	0-0-2	9	11.1	6	1	0						
1st Half								4.77	13-24-7	102	311.1	364	165	28						
2nd Half								2.80	23-15-6	120	379.2	371	118	29						
6.32	0-6-1	14	37	47	26	5														
2.87	1-2-2	29	37.2	33	12															

ORIOLES ALL-STAR GAME SELECTEES

1988							MARK WILLIAMSON							LIFETIME						
ERA	W-L-SV	G	IP	H	ER	HR	Total Bal. Away	ERA	W-L-SV	G	IP	H	ER	HR						
4.90	5-8-2	37	117.2	125	64	14		4.45	13-17-5	98	242.2	247	120	26						
3.20	2-4-2	17	64.2	59	23	7		3.87	7-9-4	51	125.2	119	54	13						
6.96	3-4	20	53	66	41			5.08	6-8-1	47	117	128	66	13						
11.57	0-1-1	6	11.2	23	15	1	vs. Bos.	9.88	0-2-1	10	23.2	41	26	2						
0.00	1-1	4	5	6	3	0	Cal.	3.06	4-2	5	17.2	17	6	0						
0.00	1-1	1	6	3	0	0	Chi.	1.08	2-0-2	5	16.2	5	2	1						
9.64	0-0	2	4.2	5	5	1	Cle.	6.16	2-2-1	9	26.1	19	13	3						
3.31	0-1	5	16.1	14	6	1	Det.	4.10	2-2	6	18	24	8	0						
3.80	0-0	2	10	11	4	0	K.C.	4.00	1-1	5	8	13	5	0						
6.75	0-0	1	1.1	4	1	0	Mil.	.69	1-0	7	13	6	1	1						
1.29	0-0	1	7	6	1	1	N.Y.	2.66	0-2	7	23.2	25	7	1						
1.98	0-1	3	13.2	12	3	1	Oak.	6.86	1-2	7	21	26	16	5						
6.61	1-2	4	16.1	17	4	2	Sea.	2.36	2-1	10	26.2	19	7	5						
2.51	2-1	4	14.1	10	4	2	Tex.	7.62	0-2	5	13	16	11	3						
10.29	0-1	1	7	12	8	2	Tor.	3.36	0-0-1	9	16	12	6	3						
4.15	0-0-1	3	4.1	2	2	1														
5.54	1-5-1	21	79.2	93	49	9	1st Half	4.42	4-11-4	53	151.0	162	84	16						
3.55	4-3-1	16	38.0	32	15	5	2nd Half	3.53	9-6-1	45	91.2	85	36	10						

[illegible]

GREG OLSON 1988/LIFETIME								OSWALD PERAZA 1988/LIFETIME							
ERA	W-L-SV	G	IP	H	ER	HR		ERA	W-L-SHO	G	IP	H	ER	HR	
3.27	1-1	10	11	10	4	1	Total	5.55	5-7	19	86	98	57	10	
2.08	0-0	5	4.1	2	1	0	Bal.	4.14	3-4	8	45.2	47	23	6	
4.05	1-1	5	6.2	8	3	1	Away	7.14	2-3	11	40.1	51	32	4	
0.00	0-0	1	2	0	0	0	vs. Bos.	26.60	0-1	1	1.2	5	4	2	
—	—	—	—	—	—	—	Cal.	—	—	—	—	—	—	—	
—	—	—	—	—	—	—	Chi.	—	—	—	—	—	—	—	
—	—	—	—	—	—	—	Cie.	2.42	2-1	4	22.1	22	6	0	
—	—	—	—	—	—	—	Det.	—	—	—	—	—	—	—	
9.00	0-1	2	2	2	2	0	K.C.	11.25	0-1	2	4	5	5	2	
—	—	—	—	—	—	—	Mil.	4.60	1-1	4	15.2	11	8	1	
—	—	—	—	—	—	—	Min.	10.8	0-1	2	10	15	12	4	
—	—	—	—	—	—	—	N.Y.	—	—	—	—	—	—	—	
2.08	0-0	3	4.1	4	1	0	Oak.	11.25	0-1	1	4	9	5	0	
—	—	—	—	—	—	—	Sea.	6.75	0-1	2	9.1	12	7	0	
4.50	1-0	2	2	2	1	1	Tex.	3.09	1-0	2	11.2	11	4	0	
—	—	—	—	—	—	—	Tor.	2.45	1-0	1	7.1	8	2	1	
0.00	0-0	2	2	2	0	0									
—	—	—	—	—	—	—	1st Half	5.45	2-3	10	34.2	40	21	6	
3.27	1-1	10	11	10	4	1	2nd Half	5.61	3-4	9	51.1	58	32	4	

CURT SCHILLING 1988/LIFETIME								JOSE BAUTISTA 1988/LIFETIME							
ERA	W-L-SHO	G	IP	H	ER	HR		ERA	W-L-SHO	G	IP	H	ER	HR	
9.82	0-3-0	4	14.2	22	16	3	Total	4.30	6-15	33	171.2	171	82	21	
6.55	0-1-0	2	11	13	8	3	Bal.	4.48	4-7	15	86.1	86	43	13	
19.62	0-2-0	2	3.2	9	8	0	Away	4.11	2-8	18	85.1	85	39	8	
6.23	0-1-0	2	8.2	11	6	1	vs. Bos.	5.09	1-2	3	17.2	20	10	2	
—	—	—	—	—	—	—	Cal.	3.68	1-1	3	18.2	18	7	1	
—	—	—	—	—	—	—	Ci.	2.89	1-1	2	9.1	8	3	1	
—	—	—	—	—	—	—	Chi.	16.20	0-1	2	5	13	9	2	
—	—	—	—	—	—	—	Cle.	6.32	0-0	3	17	14	12	6	
—	—	—	—	—	—	—	Det.	4.76	0-2	5	22.2	29	12	2	
—	—	—	—	—	—	—	K.C.	1.37	1-1	4	19.2	15	3	0	
—	—	—	—	—	—	—	Mil.	4.76	0-1	2	5.2	6	3	2	
—	—	—	—	—	—	—	Min.	6.75	0-2	2	12	13	9	3	
11.25	0-1-0	1	4	7	5	2	N.Y.	1.29	0-0	1	7	2	1	0	
—	—	—	—	—	—	—	Oak.	1.84	1-1	2	14.2	8	3	1	
—	—	—	—	—	—	—	Sea.	2.19	1-1	2	12.1	11	3	0	
—	—	—	—	—	—	—	Tex.	6.30	0-1	2	10	14	7	1	
22.50	0-1-0	1	2	4	5	0	Tor.	4.12	5-6	20	91.2	90	42	10	
9.82	0-3-0	4	14.2	22	16	3	1st Half	4.50	1-9	13	80	81	40	11	
							2nd Half								

1954 Bob Turley (DNP)	Steve Barber (DNP) Andy Etchebarren (DNP) Brooks Robinson (ST) Frank Robinson (ST)	Jim Palmer (DNP)
1955 Jim Wilson (DNP)		1976 Mark Belanger Bobby Grich (ST)
1956 George Kell (ST)	1967 Andy Etchebarren (DNP) Brooks Robinson (ST) Frank Robinson (DNP)	1977 Jim Palmer (ST)† Ken Singleton
1957 George Kell (ST) Billy Loes Gus Triandos (DNP)	1968 Dave Johnson Boog Powell Brooks Robinson (ST)	1978 Jim Palmer (ST)† Mike Flanagan (DNP) Eddie Murray (DNP)
1958 Billy O'Dell Gus Triandos (ST)	1969 Paul Blair Dave Johnson* Dave McNally Boog Powell (ST) Brooks Robinson Frank Robinson (ST)	1979 Ken Singleton Don Stanhouse (DNP)
1959 Billy O'Dell† Gus Triandos (ST)† Jerry Walker (ST)† Hoyt Wilhelm (DNP 1st) Gene Woodling†	1970 Mike Cuellar (DNP) Dave Johnson (ST)† Dave McNally (DNP) Jim Palmer (ST)† Boog Powell (ST) Brooks Robinson Frank Robinson (ST)	1980 Al Bumbry Steve Stone (ST)†
1960 Chuck Estrada (DNP 2nd) Jim Gentile (DNP 2nd) Ron Hansen (ST, both) Brooks Robinson	1971 Don Buford Mike Cuellar Jim Palmer Boog Powell* Brooks Robinson (ST) Frank Robinson (ST)	1981 Scott McGregor (DNP) Eddie Murray Ken Singleton (ST)
1961 Jack Brandt (DNP 2nd) Jim Gentile (DNP 2nd) Brooks Robinson (ST, both) Hoyt Wilhelm (DNP, 2nd)		1982 Eddie Murray
1962 Jim Gentile Milt Pappas Brooks Robinson Hoyt Wilhelm*	1972 Pat Dobson (DNP) Bobby Grich (ST)† Dave McNally Jim Palmer (ST)† Brooks Robinson (ST)	1983 Tippy Martinez (DNP) Eddie Murray Cal Ripken
1963 Luis Aparicio Brooks Robinson Steve Barber*	1973 Paul Blair Brooks Robinson (ST)	1984 Cal Ripken (ST) Eddie Murray Mike Boddicker (DNP)
1964 Luis Aparicio* Brooks Robinson (ST) Norm Siebern		1985 Eddie Murray (ST) Cal Ripken (ST)
1965 Milt Pappas (ST)† Brooks Robinson (ST)	1974 Mike Cuellar (DNP) Bobby Grich Brooks Robinson (ST)	1986 Don Aase Eddie Murray (DNP) Cal Ripken (ST)

MANAGERS: Paul Richards, '61 **; Hank Bauer, '67; Earl Weaver, '70, '71, '72, '74±, '80; Joe Altobelli, '84.

*—Selected but did not attend due to injury
1—Selected for 1st game only
2—Selected for 2nd game only

+Honorary Manager

* Replaced Casey Stengel, who left Yankees after they won pennant in '60

ALL-STAR GAME NOTES

1988: Shortstop Cal Ripken Jr. was the only Oriole on the '88 all-star team. For the first time since '83, **Ripken** wasn't elected to start by the fans, but was named to start by A.L. manager **Tom Kelly**, replacing injured **Alan Trammell**. **Ripken** played 8½ innings and was 0-for-3, with a walk. He grounded out twice, and flew out to right on fan interference. The A.L. won 2-1 at Cincinnati in the 59th all-star game.

All-Star Starts: Ripken and NY's **Dave Winfield** are the only 2 A.L. players to start the last 5 all-star games ('84-'88). **Ripken** started his 5th straight, and only one shortstop in major league history has had more consecutive all-star game starts: **Ozzie Smith** has started the last 6. Only 2 other shortstops in major league history have started more years in an all-star game: **Joe Cronin**, Bos.-Wash.-7 and **Smith**, 6. Cincinnati's **Dave Concepcion** also started 5 years.

Ripken's 5 straight starts tie **Brooks Robinson** for the most consecutive starts by an Oriole. **Brooks** started 5 straight, '64-'68.

ORIOLES ALL STAR GAME NOTES (Cont.)

Elected Starts: **Cal** and **Brooks** share the club mark for most consecutive elected starts (4). Sixteen Orioles have been elected to start in the 19 years of fan voting. In addition to **Cal** and **Brooks**, Orioles who have been elected to starting berths are **Boog Powell** ('70-'71), **Frank Robinson** ('70-'71), **Bobby Grich** ('76), **Ken Singleton** ('81), **Eddie Murray** ('85) and **Terry Kennedy** ('87).

Selection of the starting team was returned to the fans in '70 under the sponsorship of the Gillette Company, in cooperation with Major League Baseball. Following the ballot box "stuffing" incident in Cincinnati in '57, responsibility was entrusted to major league players for 12 years ('58 thru '69). In '87, USA Today began sponsorship of the fan balloting.

All-Star Game Saves: The A.L. has won only 7 of the last 35 all-star games (beginning '58), but it's been Oriole relievers who have saved 4 of those victories: **Billy O'Dell** ('58-'59), **Milt Pappas** ('62) and **Don Aase** ('86).

Orioles All-Star MVPs: Three Orioles have won MVP honors in all-star competition: **Billy O'Dell** ('58), **Brooks Robinson** ('66) and **Frank Robinson** ('71).

O'Dell, the former Orioles' left-hander who also pitched for the Giants, Braves and Pirates, hurled the last 3 innings of the only all-star game ever played in Baltimore and retired all 9 batters he faced to protect a one-run lead, thus giving the A.L. a 4-3 win.

Brooks won the '66 Arch Ward Memorial Trophy on the strength of a 3-for-4 effort at bat (including a triple) and an 8-for-8 performance in the field. He was the first player from a losing team to be so honored.

Frank's 4th inning home run at Detroit in '71 put the A.L. on top to stay and earned him MVP honors. It was the first all-star victory since '62 for the A.L., which did not win again until '83.

ORIOLES ALL-STAR HOME RUNS

PLAYER	DATE	SITE	PITCHER	INNING	MEN ON
Brooks Robinson	July 11, '67	Anaheim	Ferguson Jenkins	6th	None
Frank Robinson	July 13, '71	Detroit	Dock Ellis	3rd	One
Ken Singleton	August 9, '81	Cleveland	Tom Seaver	2nd	None

ORIOLES CHAMPIONSHIP SERIES SUMMARY

Game No.	Date	Site			Line Score	Attendance
1969						
1	10/4 (Sat.)	BAL.	Min. Bal.	3- 4-2 4-10-1	J. Perry, Perranoski (9) (L) Cuellar, Richard (9), Watt (10), Lopez (12), D. Hall (12) (W) HR: F. Robinson, Belanger, Powell, Oliva GWRB: Blair	39,324
2	10/5 (Sun.)	BAL.	Min. Bal.	0- 3-1 1- 8-0	(11) Boswell (L), Perranoski (11) McNally (W) HR: None GWRB: Motton	41,704
3	10/6 (Mon.)	MIN.	Bal. Min.	11-18-0 2-10-2	Palmer (W) R. Miller (L), Woodson (2), T. Hall (4), Worthington (5), Grzenda (6), Chance (7), Perranoski (9) HR: Blair GWRB: Hendricks	32,735 (113,763)
1970						
1	10/3 (Sat.)	MIN.	Bal. Min.	10-13-0 6-11-2	Cuellar, D. Hall (5) (W) J. Perry (L), Zepp (4), Woodson (5), Williams (6), HR: Cuellar (3 on, J. Perry), Buford, Powell, Killebrew GWRB: B. Robinson	26,847
2	10/4 (Sun.)	MIN.	Bal. Min.	11-13-0 3- 6-2	McNally (W) T. Hall (L), Zepp (4), Williams (5), Perranoski (8), Tiant (9) HR: F. Robinson, Killebrew, Oliva, D. Johnson GWRB: Powell	27,490
3	10/5 (Mon.)	BAL.	Min. Bal.	1- 7-2 6-10-0	Kaat (L), Blyleven (3), T. Hall (5), J. Perry (7) Palmer (W) HR: D. Johnson GWRB: Powell	27,608 (81,945)
1971						
1	10/3 (Sun.)	BAL.	Oak. Bal.	3- 9-0 5- 7-1	Blue (L), Fingers (8) McNally (W) , Watt (8) (S) HR: None GWRB: Blair	42,621
2	10/4 (Mon.)	BAL.	Oak. Bal.	1- 6-0 5- 7-0	Hunter (L) Cuellar (W) HR: B. Robinson, Powell-2, Hendricks GWRB: B. Robinson	35,000
3	10/5 (Tue.)	OAK.	Bal. Oak.	5-12-0 3- 7-0	Palmer (W) Segui (L), Fingers (5), Knowles (7), Locker (7), Grant (8) HR: Jackson-2, Bando GWRB: B. Robinson	33,170 (110,800)

1973 1	10/6 (Sat.)	BAL.	Oak.	0- 5-1	Blue (L), Pina (1), Odum (3) Fingers (8)	41,279
			Bal.	6-12-0	Palmer (W) HR: None GWRBI: T. Davis	
2	10/7 (Sun.)	BAL.	Oak.	6- 9-0 3- 8-0	Hunter (W) , Fingers (8) (S) McNally (L), Reynolds (8), G. Jackson (9)	48,425
				HR: Campaneris, Rudi, Bando-2	GWRBI: Rudi	
3	10/9 (Tue.)	OAK.	Bal.	1- 3-0 2- 4-3 (11)	Cuellar (L) Holtzman (W)	34,367
			Oak.		HR: Williams, Campaneris GWRBI: Campaneris	
4	10/10 (Wed.)	OAK.	Bal.	5- 8-0	Palmer, Reynolds (2), Watt (7) G. Jackson (7) (W)	27,497
			Oak.	4- 7-0	Blue, Fingers (7) (L) HR: Etchebarren, Grich GWRBI: Grich	
5	10/11 (Thu.)	OAK.	Bal.	0- 5-2 3- 7-0	Alexander (L), Palmer (4) Hunter (W)	24,265
			Oak.		HR: None GWRBI: Rudi	(175,833)

1974						
1	10/5 (Sat.)	OAK.	Bal. Oak. HR: Blair, B. Robinson,	6-10-0 3- 9-0	Cuellar (W), Grimsley (9) Hunter (L), Odum (5), Fingers (9) GWRB: T. Davis	41,609
2	10/6 (Sun.)	OAK.	Bal. Oak. HR: Bando, Fosse	0- 5-2 5- 8-0	McNally (L), Garland (6) Reynolds (7), G. Jackson (8) Holtzman (W) GWRB: Bando	42,810
3	10/8 (Tue.)	BAL.	Oak. Bal. HR: Bando	1- 4-2 0- 2-1	Blue (W) Palmer (L) GWRB: Bando	32,060
4	10/9 (Wed.)	BAL.	Oak. Bal. HR: None	2- 1-0 1- 5-1	Hunter (W), Fingers (8) (S) Cuellar (L), Grimsley (5) GWRB: Tenace	28,136 (144,615)

[illegible]

1983		BAL.	Chi. Bal.	2- 7-0 1- 5-1	Hoyt (W) McGregor (L), Stewart (7), T. Martinez (7)	51,289
				HR: None	GWRBI: Paciorek	
2	10/6 (Thu.)	BAL.	Chi. Bal.	0- 5-2 4- 6-0	F. Bannister (L), Barojas (7) Lamp (8) Boddicker (W) GWRBI: None	52,347
3	10/7 (Fri.)	CHI.	Bal. Chi.	11- 8-1 1- 6-1	Flanagan (W) , Stewart (6) (S) Dotson (L), Tidrow (6), Koosman (9), Lamp (9) HR: Murray GWRBI: Murray	46,635
4	10/8 (Sat.)	CHI.	Bal. Chi.	3- 9-0 0-10-0	Davis, T. Martinez (7) (W) Burns (L), Barojas (10), Agosto (10), Lamp (10) HR: Landrum GWRBI: Landrum	45,477 (195,748)
						(1,013,997)

ORIOLES WORLD SERIES SUMMARY

1966 1	10/5 (Wed.)	L.A.	Bal. L.A.	5- 9-0 2- 3-0	McNally, Drabowsky (3) (W) Drysedale (L), Moeller (3), R. Miller (5), Perranoski (8) HR: F. Robinson, B. Robinson, LeFebvre GWRB: F. Robinson	55,941
2	10/6 (Thu.)	L.A.	Bal. L.A.	6- 8-0 0- 4-6	Palmer (W) Koufax (L), Perranoski (7), Regan (8), Brewer (9) HR: None GWRB: None	55,947
3	10/8 (Sat.)	BAL.	L.A. Bal.	0- 6-0 1- 3-0	Osteen (L), Regan (8) Bunker (W) HR: Blair GWRB: Blair	54,445
4	10/9 (Sun.)	BAL.	Bal. Bal.	0- 4-0 1- 4-0	Drysedale (L) McNally (W) GWRB: F. Robinson	54,458 (220,791)

O's WORLD SERIES SUMMARY (Cont.)

1969	1	10/11 (Sat.)	BAL.	N.Y.	1-6-1	Seaver (L), Caldwell (6), Taylor (7)	50,429
			Bal.	Bal.	2-6-0	Cuellar (W)	
				HR: Buford	GWRBI: Buford		
	2	10/12 (Sun.)	BAL.	N.Y.	1-2-0	Koosman (W), Taylor (9) (S)	50,850
				HR: Clendenon	GWRBI: Weis		
	3	10/14 (Tue.)	N.Y.	BAL.	0-4-1	Palmer (L), Leonhard (7)	56,335
			N.Y.	N.Y.	5-6-0	Gentry (W), Ryan (7) (S)	
				HR: Agee, Kranepool	GWRBI: Agee		
	4	10/15 (Wed.)	N.Y.	BAL.	1-6-1	Cuellar, Watt (8), Hall (10) (L),	57,367
				(10)	Seaver (W)		
			N.Y.	N.Y.	2-10-1	GWRBI: None	
				HR: Clendenon			
	5	10/16 (Thu.)	N.Y.	Bal.	3-5-2	McNally, Watt (8) (L)	57,397
			N.Y.	N.Y.	5-7-0	Koosman (W)	
				HR: McNally, F. Robinson, Clendenon, Weis	GWRBI: Swoboda	(272,378)	
1970	1	10/10 (Sat.)	CIN.	Bal.	4-7-2	Palmer (W), Richert (9) (S)	51,531
			Cin.	Cin.	3-5-0	Nolan (L), Carroll (7)	
				HR: L. May, Powell, Hendricks, B. Robinson	GWRBI: B. Robinson		
	2	10/11 (Sun.)	CIN.	Bal.	6-10-2	Cuellar, Phoebeus (3) (W), Drabowsky (5), Lopez (7), D. Hall (7) (S)	51,531
			Cin.	Cin.	5-7-0	McGlothin, Wilcox (5) (L), Carroll (5), Gullett (8)	
				HR: Tolan, Powell, Bench	GWRBI: Hendricks		
	3	10/13 (Tue.)	BAL.	Cin.	3-9-0	Cloninger (L), Granger (6), Gullett (7)	51,773
				9-10-1	McNally (W)		
				HR: F. Robinson, Buford, McNally (3 on, Granger)	GWRBI: B. Robinson		
	4	10/14 (Wed.)	BAL.	Cin.	6-8-3	Nolan, Gullett (3), Carroll (6) (W)	53,007
			Bal.	Bal.	5-8-0	Palmer, Watt (8) (L), Drabowsky (9)	
				HR: B. Robinson, Rose, L. May	GWRBI: L. May		
	5	10/15 (Thu.)	BAL.	Cin.	3-6-0	Merritt (L), Granger (2), Wilcox (3), Cloninger (5), Washburn (7), Carroll (8)	45,341
				9-15-0	Cuellar (W)		
				HR: F. Robinson, Rettenmund	GWRBI: Blair	(253,183)	
1971	1	10/9 (Sat.)	BAL.	Pit.	3-3-0	Ellis (L), Moose (3), R. Miller (7)	53,229
			Bal.	Bal.	5-10-3	McNally (W)	
				HR: F. Robinson, Rettenmund, Buford	GWRBI: Rettenmund		
	2	10/11 (Mon.)	BAL.	Pit.	3-8-1	B. Johnson (L), Kison (4), Moose (4), Veale (5), R. Miller (6), Giusti (8)	53,239
				11-14-1	Palmer (W), R. Hall (9) (S)		
				HR: Hebner	GWRBI: B. Robinson		
	3	10/12 (Tue.)	PIT.	Bal.	1-3-3	Cuellar (L), Dukes (7), Watt (8)	50,403
			Pit.	Pit.	5-7-0	Blass (W)	
				HR: Robertson, F. Robinson	GWRBI: Clemente		
	4	10/13 (Wed.)	PIT.	Bal.	3-4-1	Dobson, G. Jackson (6), Watt (7) (L), Richert (8)	51,378
				4-14-0	Kison (1) (W), Giusti (8) (S)		
				HR: None	GWRBI: M. May		
	5	10/14 (Thu.)	PIT.	Bal.	0-2-1	McNally (L), Leonhard (5), Dukes (6)	51,377
				4-9-0	Bries (W)		
				HR: Robertson	GWRBI: Robertson		
	6	10/16 (Sat.)	BAL.	Pit.	2-9-1	Moose, B. Johnson (6), Giusti (7), R. Miller (9) (L)	44,174
				3-8-0	Palmer, Dobson (10), McNally (10) (W)		
				HR: Clemente, Buford	GWRBI: B. Robinson		
	7	10/17 (Sun.)	BAL.	Pit.	2-6-1	Blass (W)	47,291
			Bal.	Bal.	1-4-0	Cuellar (L), Dobson (9), McNally (9)	
				HR: Clemente	GWRBI: Clemente	(351,091)	
1979	1	10/10 (Wed.)	BAL.	Pit.	4-11-3	Kison (L), Rooker (1), Romo (5), D. Robinson (6), G. Jackson (8)	53,735
			Bal.	Bal.	5-6-3	Flanagan (W)	
				HR: DeCinces, Stargell	GWRBI: Lowenstein		
	2	10/11 (Thu.)	BAL.	Pit.	3-11-2	Bytlevan, D. Robinson (7) (W), Tekulve (9) (S)	53,739
			Bal.	Bal.	2-6-1	Palmer, T. Martinez (8), Stanhouse (9) (L)	
				HR: Murray	GWRBI: Sanguillen		
	3	10/12 (Fri.)	PIT.	Bal.	8-13-0	McGregor (W)	50,848
			Pit.	Pit.	4-9-2	Candelaria (L), Romo (4), G. Jackson (7), Tekulve (8)	
				HR: Ayala	GWRBI: Garcia		

4	10/13 (Sat.)	PIT.	Bal.	9-12-0	D. Martinez, Stewart (2), Stone (5), Stoddard (7) (W)	50,883
			Pit.	6-17-1	Bibby, G. Jackson (7), D. Robinson (8), Tekulve (8) (L)	
				HR: Stargell	GWRBI: Crowley	
5	10/14 (Sun.)	PIT.	Bal.	1- 6-2	Flanagan (L), Stoddard (7), D. Martinez (7), Stanhouse (8)	50,920
			Pit.	7-13-1	Rooker, Bytlevan (6) (W)	
				HR: None	GWRBI: Madlock	
6	10/16 (Tue.)	BAL.	Pit.	4-10-0	Candelaria (W) , Tekulve (7) (S)	53,739
			Bal.	0- 7-1	Palmer (L), Stoddard (9)	
				HR: None	GWRBI: Parker	
7	10/17 (Wed.)	BAL.	Pit.	4-10-0	Bibby, D. Robinson (5), G. Jack- son (5) (W) , Tekulve (8) (S)	53,733
			Bal.	1- 4-2	McGregor (L), Stoddard (9), Flanagan (9), Stanhouse (9), T. Martinez (9), D. Martinez (9)	
				HR: Dauer, Stargell	GWRBI: Stargell	(367,597)
<hr/>						
1983						
1	10/11 (Tue.)	BAL.	Pha.	2- 5-0	Denny (W) , Holland (8) (S)	52,204
			Bal.	1- 5-1	McGregor (L), Stewart (9), T. Martinez (9)	
				HR: Dwyer, Morgan, Maddox	GWRBI: Maddox	
2	10/12 (Wed.)	BAL.	Pha.	1- 3-0	Hudson (L), Hernandez (5), Andersen (6), Reed (8)	52,132
			Bal.	4- 9-1	Boddicker (W)	
				HR: Lowenstein	GWRBI: Dempsey	
3	10/14 (Fri.)	PHA.	Bal.	3- 6-1	Flanagan, Palmer (5) (W) , Stewart (7), T. Martinez (9) (S)	65,792
			Pha.	2- 8-2	Carlton (L), Holland (7)	
				HR: Matthews, Morgan, Ford	GWRBI: None	
4	10/15 (Sat.)	PHA.	Bal.	5-10-1	Davis (W) , Stewart (6), T. Martinez (8) (S)	66,947
			Pha.	4-10-0	Denny (L), Hernandez (6), Reed (6), L. Andersen (8)	
				HR: None	GWRBI: Shelby	
5	10/16 (Sun.)	PHA.	Bal.	5- 5-0	McGregor (W)	67,064
			Pha.	0- 5-1	Hudson (L), Bystrom (5), Hernandez (6) Reed (9)	
				HR: Murray-2, Dempsey	GWRBI: Murray	(304,139)
						(1,769,179)

ORIOLES POST-SEASON NOTES

ALCS: The O's hold several ALCS/LCS records including: Most ALCS (7, in 20 year history of divisional play), Most ALCS won (5), Most ALCS games won (18). Their LCS W-L percentage (.692, 18-8), is also a record.

The O's won the first 10 ALCS games they played (including the first 9 ever played) . . . They swept the Twins twice ('69-'70) and A's ('71) in the first 3 ALCS, then won game #1 against Oakland in '73 before losing the 2nd game that year . . . The Orioles are 9-4 at home and on the road.

WORLD SERIES: Baltimore has gone 3-3 in 6 WS, but has a .576 pct. in games (19-14) . . . The Birds are 10-7 at home and 9-7 on the road.

POST-SEASON TOTAL: In 59 post-season games, the O's are 37-22 (.627). They are 19-11 at home and 18-11 away.

ATTENDANCE: In 26 ALCS games, the O's have played to 1,020,384, an average of 39,246. They've played 13 of those at home and have drawn 548,443 (average 42,188).

In 33 WS games attendance has totaled 1,769,179 (average 53,611). At home for 17 WS dates the Birds have pulled 877,518 (average 51,619).

The Orioles 59 total post-season games have attracted 2,789,563 (average 47,281). At Memorial Stadium there have been 30 post-season events which have drawn a total of 1,425,961 (average 47,514).

The 3 biggest crowds to watch the O's in a WS were games 5, 4, & 3 (67,064; 66,947 and 65,792) of '83, all at Philadelphia. The largest attendance for a WS game in Baltimore was 54,458 for game #4 (final game) vs. Dodgers in '66.

The biggest house for an Orioles LCS game was 52,787 for game #1 at Baltimore vs. the Angels in '79 (the "Tonight, Let it be Lowenstein" game).

ORIOLES WORLD SERIES SHARES BY YEAR

Since 1960 (the first year they qualified for a share), the O's have finished in the first division 21 times in 29 seasons, thereby qualifying in all but 8 years ('62, '67, '78, '84, '85, '86, '87, '88) for a share of the WS pool (combined since '69 with the LCS). (Cont. on page 84.)

THE ORIOLES—PAST AND PRESENT

Major League Baseball returned to the City of Baltimore in 1954 after an absence of more than half a century.

The transfer of the St. Louis Browns to Baltimore represented the first inter-city shift of an American League club in 52 seasons. Ironically, it was Baltimore that had been victimized in the last previous move. The Orioles, a charter franchise in the new league in '01, moved to New York under shadowy circumstances for \$18,000 after the 1902 season. There, they were re-named, first the "Highlanders", then later—gasps!—the "Yankees".¹

Thirty five seasons have elapsed since the Orioles set up shop at 33rd & Ellerslie. During 3½ decades they have finished first 8 times, captured 6 American League pennants and won 3 World Series. They've also been runners-up 8 times, and have wound up in the 1st division 21 times (all in the last 29 years) . . . The Orioles have enjoyed 25 winning seasons, including, at one stretch, 18 in a row from '68 thru '85.²

The O's maintained the winningest record in the majors from '57 thru '87, a stretch of 31 years, but it was really from '60, when they nearly won their 1st pennant, thru '83, when they captured their last, that they dominated major league baseball.

During that 24 year period, they were 612 games over .500 (2206-1594), .581) and held a 99½ game edge over the major' 2nd best club of that era, the Yankees.

IN THE BEGINNING

A winning tradition is not peculiar to the modern Orioles, however. It took root in Baltimore a long time ago. There are no fewer than 20 former Orioles players in the Baseball Hall of Fame at Cooperstown, and 14 of them played here before 1954 (see page 94).

The history of professional baseball in Baltimore dates back 116 years to 1872, when the city was represented in the National Association, an important forerunner of today's major leagues.

Baltimore's baseball heritage was richly embellished in the formative years by:

—A left-hander named **Matt Kilroy**, who won 46 games for the American Association O's in 1887;

—Three straight National League pennant winners ('94, '95, '96), a team that would ultimately produce 6 Hall of Famers³;

—The manager of that championship team, an innovative man named **Ned Hanlon**, who with the help of his talented athletes did much to shape the future of baseball strategy⁴;

—Legendary all-time greats **Babe Ruth**, **Lefty Grove**, and **John McGraw** to name a few;

—**Jack Dunn**, whose name has long been synonymous with baseball in Baltimore. An infielder and pitcher with the city's original A.L. franchise, Dunn subsequently owned and managed the International League Orioles for 22 eventful seasons from 1907 thru 1928.

WORLD SERIES SHARES (Cont. from page 83)

Here are the individual shares that Baltimore players received over the years:

1960	\$ 1,154.68	(2nd place)	1972	\$ 330.88	(3rd place East)
1961	946.17	(3rd place)	1973	7,469.77	(1st place East)
1963	740.85	(4th place)	1974	7,394.76	(1st place East)
1964	971.85	(3rd place)	1975	1,245.15	(2nd place East)
1965	1,187.07	(3rd place)	1976	1,652.12	(2nd place East)
1966	11,683.04	(World Champions)	1977	1,173.30	(2nd place East tie)
1968	1,904.04	(2nd place)	1979	22,113.94	(A.L. Champions)
1969	14,904.21	(A.L. Champions)	1980	2,668.71	(2nd place East)
1970	18,215.78	(World Champions)	1981	757.87	(3rd place East*)
1971	13,906.46	(A.L. Champions)	1982	2,926.54	(2nd place East)
			1983	65,487.50	(World Champions**)

\$179,241.29—Total

*Though the O's had 2nd best full season record in A.L. East, they received only 3rd place money because New York and Milwaukee each won half-season championships.

**The O's voted 29 full shares in '83 . . . The Phillies' (losers') share in '83 was \$44,473.31. They, too, voted 29 full shares.

Note: In '88, The World Champion Dodgers earned a record \$108,664.88 (30 full shares) while the losing A's each received \$86,220.89 (34 full shares), also a record.

Among his many achievements: signing **Ruth** to his first professional contract, and winning 7 straight pennants from 1919 thru 1925⁵. It was the **Dunn** family that kept professional baseball alive and well in Baltimore during most of those 51 years between big league franchises⁶;

—And, by a crowd of 52,833 that attended a Little World Series game at Municipal Stadium (on the same site as Memorial Stadium) between the Orioles and Louisville Colonels on Oct. 9, 1944. That same afternoon in St. Louis, the Cardinals and Browns played the decisive 6th game of the World Series before a crowd that was 20,203 smaller at Sportsman's Park (att. 32,630).⁷

RETURN TO THE MAJORS

Officially the American League returned to Baltimore on Sep. 29, 1953. That was the day American League owners, meeting in New York, unanimously approved the purchase of a controlling interest in the St. Louis Browns from previous owner **Bill Veeck** by a group of Baltimore negotiators, led by Mayor **Tommy D'Alesandro Jr.** ("Old Tommy") and attorney **Clarence Miles**, who became the club's first president. The purchase price was \$2,475,000

Unfortunately, only the name on the uniforms had changed. In 1954, the Orioles were merely the Browns transplanted. They were essentially the same team that had finished in the 2nd division for so many years in St. Louis (see "St. Louis Browns" below).⁸

The Birds, under the likable veteran manager **Jimmy Dykes**⁹, lost 100 games that season while winning only 54. But, as poor as that record was, it wasn't bad enough to finish last. Happily, that dubious honor belonged to the Philadelphia A's with a record of 51-103.

The Orioles' escape from the basement that year allowed them to maintain a notable distinction for 32 years. They had never finished last until the string finally ran out in 1986.

THE START OF SOMETHING BIG

The Orioles took the first big step in the right direction on Sep. 14, 1954 when they hired White Sox Manager **Paul Richards** to come aboard as both manager and general manager, succeeding **Dykes** and **Arthur Ehlers**¹⁰. **Richards**, a native of Waxahachie, Texas, and a catcher for the World Champion Detroit Tigers in '45, was a highly regarded strategist and a fine handler of pitchers. In Baltimore, he also became an aggressive administrator.

Not long after he arrived, **Richards** engineered a 17-player deal with the Yankees, probably the biggest in baseball history (see page 34 for details). The O's gave up **Bob Turley**, **Don Larsen**, shortstop **Bill Hunter** and 5 others. Among the 9 who came to Baltimore were two who proved to be very special: **Gus Triandos**, the Orioles' first legitimate long ball threat, and a slick fielding, crowd-pleasing shortstop named **Willy Miranda**. Those two helped keep the fans happy during those early years while the club struggled toward legitimacy.

In '55, Richards kept the revolving door well greased. A total of 54 players wore the black and orange that year, including 23 pitchers. While "Tall Paul" was wheeling and dealing at the major league player level, his farm department (**Jim McLaughlin** and **Harry Dalton**) was pursuing young amateur talent at a relentless pace all over the country.

Among those prospects was a kid from Little Rock, named **Brooks Robinson**, who would develop into the best fielding 3rd baseman of all-time, and would spend 23 seasons in an Orioles uniform before moving on to the Hall of Fame in Cooperstown.

Gradually, the Orioles began to improve. In 1957, Richards' 3rd season in Baltimore, the Birds finished at .500 (76-76) for the first time. In 1960, with a club comprising 10 regulars in their 20's, 7 of them rookies, the Birds nearly won their first pennant.¹¹

Richards was particularly adept at reconstructing the careers of fading veterans¹² and developing young pitchers. During his reign, the Orioles became famous for the "Kiddie Korps", a passel of hard-throwing youngsters who pitched in Baltimore from the mid-50s to the early 60s¹³.

THE NEXT STEP UP

In the fall of '58, the Orioles hired the Yankees' highly respected farm director **Lee MacPhail** as general manager, replacing **Richards**¹⁴ who nevertheless remained as field manager (until Sep. '61). **MacPhail** improved the fiscal and administrative efficiency of the operation and increased the productivity of the club's minor league system . . . He also made some brilliant deals.¹⁵

After the near miss of '60, the Orioles set a club record with 95 wins in '61 while **Diamond Jim Gentile**, acquired the year before from the Dodgers, gave Orioles fans an unprecedented show of power and production (46 home runs, including a major league record-tying 5 grand slams, and 141 rbi)¹⁶.

In '64, another near miss under the direction of "Manager of the Year" **Hank Bauer**. The Birds finished 3rd, but only 2 games back of the pennant-winning Yankees and produced their first American League MVP—**Brooks Robinson**.

MacPhail left the Orioles after the '65 season to join Baseball Commissioner **William D. "Spike" Eckert** as his principal advisor, but not before negotiating what was arguably the most important trade in the ballclub's history. It was the deal that brought National League superstar **Frank Robinson** from Cincinnati in exchange for the best pitcher the Orioles had ever had to that point, **Milt Pappas**¹⁷.

THE LAND OF PLEASANT LIVING

Just before **MacPhail** departed, **Jerry Hoffberger** and his family¹⁸ acquired a controlling interest in the franchise. The Hoffbergers owned the Baltimore-based National Brewing Company, and their highly successful advertising theme for many years was based on the concept that the Chesapeake Bay area was "The Land of Pleasant Living".

That was surely true for the Orioles who went on to enjoy a golden age of on-the-field prosperity. Over the next 6 seasons, the Orioles would win four pennants and in a period of 9 years would finish first six times.¹⁹

Hoffberger brought **Frank Cashen** from the brewery to serve as executive vice president, and promoted the club's talented farm director, **Harry Dalton**, to run the baseball program.

In '66, the Orioles not only won their first pennant, under **Hank Bauer**, they shocked the baseball world by sweeping the heavily favored Dodgers in four straight. **Frank Robinson**, in his first A.L. season, won the Triple Crown (.316, 49 hr, 122 rbi), and was MVP of both the American League and the World Series.

It had taken a player of **Frank's** stature to put the O's over the top, but the club was already blessed with considerable talent; players like **Brooks Robinson** and **Luis Aparicio** who would later join Frank in the Hall of Fame, long ball hitting 1st baseman **Boog Powell**, rookie 2nd baseman **Dave Johnson**, perennial gold glove centerfielder **Paul Blair**, and a couple of pitchers named **Jim Palmer** and **Dave McNally**, still the top 2 winners in Orioles history. All but **Frank** and **Aparicio** were products of the O's fertile farm system.

The O's slumped badly in '67²⁰ and were going nowhere in '68 at the All-Star break when **Dalton** replaced **Bauer** with his longtime associate, **Earl Weaver**. The feisty 5'8" St. Louisan had enjoyed a remarkable career as a manager in the O's farm system. Over the next 14½ years he would experience even greater success at the major league level.

Having added the ultimate leadoff man (**Don Buford**), and a talented left-handed pitcher (**Mike Cuellar**), and having replaced one gold glove for another at shortstop (**Mark Belanger** for **Aparicio**), the O's would reign over the American League for the next 3 years.

In '69, '70 & '71, they became only the 3rd club in history to win 100 or more games for three straight years²¹. They won the division title by 19, 15, and 12 games, and swept the first 3 American League Championship Series, 3 games to none²², over the Twins twice and A's once.

Following a humiliating loss to the New York Mets in the '69 World Series, the O's bounced back in '70 and took the Cincinnati Reds in a 5 game series that was thoroughly dominated by the brilliance of **Brooks Robinson**.

In '70, the O's had three 20-game winners (**McNally**, **Palmer** & **Mike Cuellar**); the next year they had 4 (add **Pat Dobson**), a feat that had occurred only once before in major league history²³.

THAT OLD GANG OF MINE

After the Orioles lost a heartbreaking 7-game World Series to the Pirates in '71, **Dalton** left the ballclub to run the California Angels, and Executive VP **Cashen** added player personnel decisions to his job description.

After their 4 pennants in 6 seasons, the O's began to perform some major surgery. **Frank Robinson** was traded and, a year later, so were **Dave Johnson**, **Buford** and others.

The '72 season was grim but with youngsters like **Bobby Grich**, **Don Baylor**, **Al Bumbry** and **Richie Coggins** joining forces with **Boog**, **Blair**, **Brooks**, and all those talented starters²⁴, the O's regained the division championship in '73, and defied the odds to win it again in '74.

On Aug. 28, '74, the O's were in 4th place, 8 games behind the first-place Red Sox. When the smoke had cleared 5 weeks later, the O's, who had gone 28-6 during that stretch, were on top of the heap, a shade ahead of the 2nd place Yankees, and a full 8 games up on the 3rd place Bosox.

THE PETERS PRINCIPLE

Cashen, who had acquired **Ken Singleton**, **Mike Torrez** and **Lee May** in a couple of glittering trades the previous winter, returned to the beer business after the '75 season²⁵. He was replaced by the widely respected & highly capable career baseball executive, **Hank Peters**, who had most recently served as president of the National Association (the minor leagues).

Not long after his arrival, **Peters** shook up the Orioles, trading for the flamboyant long-ball hitting **Reggie Jackson**²⁶. But of more long term significance was the 10-player deal he constructed with the Yankees in June '76. Three of the 5 players acquired in that deal contributed greatly to the Orioles many successes over the next decade: **Rick Dempsey**, **Tippy Martinez** and **Scott McGregor**.²⁷

The Orioles remained competitive well into the 80s despite serious losses from the new free agent re-entry system adopted in '76²⁸. **Peters'** Yankee deal, plus a fine farm system harvest in the early 70s which produced **Eddie Murray**, **Mike Flanagan** and **Rich Dauer** among others, helped the cause immeasurably (from '76 thru '83, the O's won 2 golds and 5 silvers in 8 years).

THE BALTIMORE-WASHINGTON CONNECTION

In '79, right after the O's had lost a second 7-game World Series to the Pirates, the internationally renowned Washington attorney, **Edward Bennett Williams**, purchased the ballclub in its entirety.

Williams brought with him a new regional marketing concept designed to expand the Orioles appeal over a wider geographic area. The plan was to add metropolitan Washington and states to the south to a drawing area that had been basically limited to Maryland and parts of Pennsylvania and Delaware.

The program has met with popular acceptance by baseball fans all over "Birdland." Despite the Orioles' below-average performance on the field these past 5 seasons, attendance at Memorial Stadium has averaged 1,930,000 per year.

In the first four years of the **Williams-Peters** administration, the O's nearly captured 3 pennants though they had to settle for one. They won 100 games in '80 and finished 2nd, 3 games back of the Yankees; played the Brewers for the division championship on the final day of the '82 season and lost; then won it all in '83.

There were some remarkable achievements during that period. In '80, for example, there was a 5-game series against the Yankees in Baltimore that drew 249,605, the largest turnout in history for a single series.

Then, there was '82 when the O's went 33-10 (starting Aug. 10) down the stretch to tie the Brewers on the next-to-last day of the season by beating them in 3 straight pressure-packed games at Memorial Stadium. On the climactic day, however, the Brewers won big, to clinch their first division championship.

Yet, despite that crushing defeat, most of the crowd of over 51,000 remained in their seats for a full 45 minutes afterward. They stayed to applaud the players for their down-to-the-wire effort and to say goodbye to the manager, **Earl Weaver**, whose retirement had officially begun at game's end.

ORIOLES—PAST AND PRESENT (Cont.)

The emotion expressed so warmly and spontaneously by those loyal Orioles fans made it difficult to tell, in the dusk of that autumn afternoon, who had won the game and who had lost.

It was in '82 also that the son of the Orioles 3rd base coach, **Cal Ripken Jr.**, took his place in the Orioles starting lineup, a position he has not relinquished since—even for one game, and joined with **Eddie Murray**, the Orioles all-time home run champion, to form an awesome 1-2 punch.

3RD WORLD TITLE

Joe Altobelli, a veteran of many years in the Orioles organization before taking a 6-year sabbatical in '77, returned to manage the Birds to their 3rd world title in '83.

They won the division by 6 games, then beat the White Sox at Comiskey Park in game #4 on a dramatic 10th inning home run by the newest Oriole, **Tito Landrum**, that broke a scoreless tie.²⁹

Mike Boddicker was the playoff MVP for his 14-strikeout 4-0 win in game #2 after the O's had dropped the opener. The gritty right-hander repeated the process in the 2nd game of the World Series with a 3-hitter against the Phillies.³⁰

After splitting the first 2 games of the World Series in Baltimore against the Phillies, the action moved 90 miles north to Veteran's Stadium where the National League champions boasted the best home record in baseball. But, the Orioles swept the 3 games in Philadelphia, then cruised happily home down 195 with their 3rd world title in hand.

In the decisive 5th game, **Rick Dempsey** homered to clinch the World Series MVP award and **Eddie Murray** hit 2 electrifying home runs while **Scott McGregor** was blanking the Phillies on 5 hits.

The 1983 champions boasted 2 dominating players in **Murray** and **Ripken** and excellent pitching, but most observers credited the club's many "role" players with making the difference, for getting the most out of their abilities while submerging their own egos in the interest of winning.³¹

CHANGES

Since that world championship season, the Orioles have experienced a series of lean years. Those unaccustomed setbacks led to a series of personnel decisions by **Edward Bennett Williams** in the fall of '87 that signaled the start of a massive and fundamental rebuilding project. That program is now accelerating under the leadership of the men to whom **Ed Williams** accelerated the task before he died last August.

FOOTNOTES

1—John McGraw, who had earlier starred for the N.L. Orioles in the 90s, was manager and part-owner of the A.L. O's until July of '02, when he departed abruptly for New York to manage the N.L. Giants. His right-hand man and business partner, Wilbert Robinson, took over the reins for the balance of the season.

McGraw was an obvious villain in this piece. Not only did he sell his stock in the club to the owner of the Giants, but he took several Orioles with him to New York (in mid-season, yet).

2—The Yankees are the only club that has ever produced a longer string of consecutive winning seasons—39, from '26 thru '64.

3—John McGraw, Wilbert Robinson, Hughie Jennings, Willie Keeler, Dan Brouthers and Joe Kelley are all in the Hall of Fame. . . . Those 3 straight pennant winners batted, as a team, .343, .327 and .328.

4—The Orioles of the 1890s are credited with inventing the "squeeze play", and the "Baltimore chop"; and for developing the "hit and run" to a science. They, reportedly, were the first to slope the base lines so that bunted balls would not roll foul. It is also said that they helped establish the custom of taking spring training in a warm climate.

They were also known, as well, for their team play, place-hitting and aggressive base running. They had a reputation for playing despite injuries and their "never say die" attitude on the field. . . . The expression "Old Oriole" is still widely used to describe a player with those qualities.

5—Hall of Famer Lefty Grove played for the O's during that period, as did many other future big leaguers. . . . In the final year of that remarkable stretch, the Birds had a trio of pitchers—Tommy Thomas, George Earnshaw and Jack Ogden—who won, respectively, 32, 29 and 28 games.

6—His grandson, Jack Dunn III, carried on the family baseball tradition as a minor league player, manager, and club owner, and then for 34 years as an executive for the major league Orioles before his untimely death in June 1987 at the age of 65.

7—Old Oriole Park, at 29th St. and Greenmount Ave., had been the Orioles' home for many years, but it burned down on July 4th eve in '44. Municipal Stadium, heretofore a football-only facility, was rapidly converted for baseball, and it was there that the International League Orioles won what would be their last minor league pennant that very same year ('44). It remained the home of the Orioles until the major league baseball returned to the city 10 years later, and the new ballpark was completed on the Municipal Stadium site.

8—Third Baseman Vern Stephens was the Orioles home run leader that year. He hit 8 and the whole team together produced only 52 all season (19 of them in what was then a cavernous Memorial Stadium).

The brightest prospect was hard-throwing "Bullet Bob" Turley who went 14-15 under difficult circumstances and led the league in strikeouts. World Series hero-to-be Don Larsen was also on that team. He was 3-21.

9—Dykes and GM Arthur Ehlers both came from the Philadelphia A's, for whom Dykes had managed the previous 3 years after succeeding Connie Mack in that capacity ('51).

10—Richards came to Baltimore immediately and replaced Ehlers, who remained with the club in a significant scouting capacity. Dykes, however, finished the season as field manager.

11—The O's were in a virtual tie for 1st with the Yankees on Sep. 15, '60, the day before a crucial 4-game series began in New York. The Yankees swept that series, thus ending the Orioles dream.

12—Invariably, Richards was able to coax impressive efforts from seemingly washed-up hurlers. He taught most of them his pet weapon—the "slip pitch", an off-speed delivery with a sinking action. . . . Among those past-prime vets who profited from Paul's instruction were Bill Wight, Hal Brown, Connie Johnson, Ray Moore, Jim Wilson and Arnie Portocarrero.

13—The "Kiddie Korps" names included Billy O'Dell, Milt Pappas, Jerry Walker, Wes Stock, Jack Fisher, Chuck Estrada and Steve Barber. Barber, incidentally, was the first of 24 Orioles 20-game winners ('63).

14—Richards left to become general manager of the newly created Houston franchise. His right-hand man and 3rd base coach, Luman Harris, finished out the season, then Billy Hitchcock was appointed to the job in '62. Two years later the old Yankee, Hank Bauer, took over.

15—Among the 18 Orioles Hall of Famers, 7 came from outside the organization, and 4 of them were acquired by MacPhail: Jim Gentile, Stu Miller, Luis Aparicio and Frank Robinson.

16—Gentile shared the major league record with the Cubs' Ernie Banks until the Yankees' Don Mattingly hit 6 grand slams in '87.

17—The O's also sent the Reds outfielder Dick Simpson and reliever Jack Baldschun, both of whom had been acquired during the off-season and had never played a game for the Orioles.

18—Clarence Miles and Clyde Morris were the original authority figures of ownership when the club returned to Baltimore. Later, other local leaders—James Keely, Joseph A.W. Iglehart and Zanvyl Krieger ran the boardroom at various times until Hoffberger took over late in '65.

19—They won pennants in '66, '69, '70 & '71 and division titles in '73 & '74 (before losing to the Oakland A's both times in the ALCS).

20—The O's tied for 7th with the pesky Nats from Washington in '67 (in a 10-team league).

21—The O's won 109-108-101 games in those 3 seasons, matching the Philadelphia A's ('29-'30-'31) and St. Louis Cardinals ('42-'43-'44).

22—The O's were 10-0 in ALCS clashes until losing game 2 in the '73 playoffs vs. Oakland.

23—The White Sox had four 20-game winners in '20, but didn't win the pennant: Red Faber, Dickie Kerr, Ed Cicotte and Claude Williams.

24—Among them, Palmer, McNally and Cuellar combined for 16 twenty-win seasons for the O's: Palmer-8, McNally & Cuellar-4 each.

25—But he didn't stay long. Bitten by the baseball bug during his tenure with the O's, Frank joined the commissioner's office as administrator to Bowie Kuhn in '79, then hooked up with the Mets as executive vice president/general manager in '80. The rest is history.

26—The O's sent Don Baylor and pitchers Mike Torrez and Paul Mitchell to the A's for Jackson and a pair of hurlers, Ken Holtzman and Bill Van Bommel.

27—Rudy May and Dave Pagan also came to the O's. The Birds gave up Ken Holtzman, Doyle Alexander, Grant Jackson and Ellie Hendricks.

28—The O's lost Wayne Garland, Bobby Grich, Reggie Jackson and Royle Stillman, all to re-entry after the '76 season alone; then Dick Drago, Ross Grimsley and Elliott Maddox left thru the same window the next year.

29—Landrum had joined the club on Aug. 31 as the player-to-be-named later in the deal that sent Floyd Rayford to the Cardinals June 13. The O's scored 2 more runs in that inning and won, 3-0. Tippy Martinez was the winner and Britt Burns took the loss.

30—In 11 previous post-season events (6 ALCS & 5 WS), the O's had won the opening game each time. In '83 they dropped both openers.

31—The best example of success in role playing was in left field, where 3 players (John Lowenstein, Gary Roenicke and Benny Ayala) combined to hit .292 with 35 homers and 131 rbi (only while playing left field).

MEMORIAL STADIUM—A BRIEF HISTORY

Construction of Baltimore Memorial Stadium began on the site of old Municipal Stadium in 1949. A single deck concrete grandstand with no roof was completed in '50 with 20,000 chair seats¹, and home plate was moved from its original location (in what is now left field) to its present position. The stadium's external trappings were left unchanged. It was not yet a major league ballpark.

However, it was that facility which was officially dedicated and re-named "Memorial Stadium" when Mayor **Tommy D'Alesandro Jr.** ("Old Tommy") threw out the first ball for the International League Orioles '50 opener (Apr. 20).²

Soon after that dedication, plans to improve the stadium further, to satisfy major league requirements, were suspended when a second bond issue was defeated.

Finally in '53, bond loans were approved, and work began anew. Despite the construction, the I.L. Orioles continued to play there thru '53, as did the Baltimore Colts when they emigrated from Dallas (Texans) that same year.

Essentially the new stadium, seating capacity approximately 47,700, was completed in October '53, but refinements continued thru the spring of '54, the modern American League Orioles' first season in Baltimore. The cost of the project, built on 28¾ acres of city-owned property (and financed by 2 bond issues), was \$6 million.

Original Municipal Stadium

The original Municipal Stadium, completed in '24, was built expressly for football. However, when old Oriole Park (NW corner of Greenmount Ave. & 29th St. intersection), owned by the Dunn family, burned down on the night and early morning of July 3-4, '44, Municipal Stadium became, of necessity, the new home of the Orioles.

MEMORIAL STADIUM (Cont.)

During a hastily scheduled 2-week road trip, the stadium was made ready for baseball. Later that year, the Orioles went on to win the International League pennant, then captured the Little World Series. One of those games, against the Louisville Colonels (American Association), drew an astonishing 52,833 which remained a Baltimore baseball attendance record until the '66 World Series.³

Changing Dimensions

Thru the years, the playing field has undergone significant dimensional changes. Inside the cavernous ballpark that greeted Orioles fans on opening day '54, home plate to dead center field measured 450'.³

Since then the outfield boundaries have been altered 4 times ('56, '59, '62 & '76), gradually reducing the distance to straightaway center 45' to 405', and the power alleys accordingly.⁴

Stadium Improvements

Originally the Orioles' dugout was on the first base side, and there was an 8' wall separating the front row of the boxes from the field. Baltimore led the world in foul territory.⁵ That situation was rectified in '61 with the construction of field box seats (2,600 of them), which necessitated building new dugouts. It was then that the home team moved to the 3rd base side.

In '64, 4 additional upper deck sections were added, increasing the capacity by another 2,600. In '70 (mid-season), a new scoreboard (now known as the old scoreboard) was installed and the original, squirrel-infested structure demolished.

Subsequently, the splintery wooden benches (without backs) that covered the entire second deck were replaced by chairs and metal benches with back rests, and a 35th row was added.

In '80, 6 new towers, housing a new ticket window and additional ticket office space, storage areas and rest rooms, were completed.

In '85, new, badly needed Orioles administrative offices were constructed, and a large new state-of-the-art video board (Diamond Vision by Mitsubishi) was added in right-center field as a dramatic and colorful complement to its 15-year-old cousin in left center.

1—The original structure had nothing but bench-type seats.

2—The present facade and marquis over the main entrance were not erected until '53. A 2nd official dedication of the stadium to the Baltimore dead from the Korean War and World Wars I and II was held on Memorial Day '55 during a doubleheader vs. Boston.

3—The 6th game of the '44 World Series (Browns vs. Cardinals) played that same day drew only 31,630. . . See "St. Louis Browns" below.

4—Left and right-center were 447' from home plate. . . There was no "temporary" fence during the first 2 years, just the permanent walls plus a hedge (protected by a wire fence) that filled in the open end of the horseshoe.

In '55, O's centerfielder Chuck Diering immortalized himself by hauling in a Mickey Mantle blast with his back to the plate just before crashing into the hedge in deepest center field.

5—In '54 only 42 home runs were hit in 77 games at the stadium (a mere 19 by the O's), roughly one in every 2 games. . . During the O's 1st 7 seasons here (thru '60), the Baltimore ballpark ranked last in the majors in home runs each year.

During the last 33 seasons, the contraction of the outfield distances and greater emphasis on the long ball have resulted in a 5-fold increase in home run production at Memorial Stadium (235 in 82 games last year, 2.87/game).

6—The bullpens were located within plain view in the left and right field corners (Detroit & Toronto are still that way).

NEW DOWNTOWN BALLPARK

A new downtown, open air, natural grass, state-of-the-art baseball only facility, seating approximately 50,000 is scheduled to be completed by opening day 1992.

It will be built on an 85 acre tract, the site of the old Baltimore & Ohio (B & O) Camden Yards rail center. . . The property is bounded by Camden Street (N), Russell St. (W), Ostend Street Viaduct (S) and I395/Howard Street (E).

It was in Apr. '87 that the Maryland State Legislature authorized the Maryland Stadium Authority (MSA), under the direction of Chairman Herbert J. Belgrad, to proceed with planning a major professional sports complex, comprising two separate stadiums on the Camden Yards site. . . Construction of the baseball park was contingent upon the Orioles signing a long term lease. The football stadium would be built within these same 85 acres, only if the National Football League awards Baltimore another franchise to replace the Colts.

Just over a year later, the Orioles committed to that long term lease (15 years). In a dramatic pre-game announcement at "Fantastic Fans" Night in Memorial Stadium last May 2nd, Maryland Governor **William Donald Schaefer** told a crowd of more than 50,000 that the Orioles and MSA had reached an agreement that would bind the Orioles to Baltimore, at the very least, until 2006. One of the Orioles fans at the ballpark that night was a man who made that agreement and the new ballpark possible. It would be the last time he would ever see his Orioles play. His name was **Edward Bennett Williams**.

Before construction can begin, the MSA must clear the site of the 26 business enterprises now occupying the property. That process should be under way by October, and actual ground breaking could begin by next March.

Though the design is not complete, the Orioles, MSA and the stadium architects (Hellmuth, Obata & Kassabaum, "HOK" of Kansas City) agreed in February to retain the huge eight story, 1,016 foot long (though only 51 feet wide from wall to wall inside) B & O Warehouse.

It is too early to tell exactly where the warehouse will be with respect to the playing field. However, it will be in right field, will run roughly parallel to the 3rd base line, and will be totally integrated with the rest of the ballpark. . . . How close in, or how far out it will be, is still to be determined.

Club President Larry Lucchino emphasized that the club and MSA wanted to retain the warehouse chiefly because it will add another key element in helping to establish a traditional look and flavor. . . "This will not be a cookie-cutter stadium, like so many others," Lucchino has said, "The warehouse will enhance the quality of the park, and give us an old-fashioned feel that we all think is important to the project. It is all part of the plan to provide a ballpark with old-time character and intimacy blended with modern sightlines and conveniences."

The building will provide unique architectural opportunities as well as functional space for executive offices (for both the Orioles and MSA), Orioles ticket offices, and a variety of hospitality and food serving facilities for use by fan groups. An Orioles Hall of Fame and museum, an extension of the Orioles exhibits on display at the Babe Ruth Birthplace two blocks away, is another possibility for the warehouse.

And, speaking of the Babe, let it be known, that the immortal George Herman Ruth, native of this "Monumental City," once lived on the 2nd floor of a bar owned by his father, and located in what will be centerfield at the new Camden Yards ballpark in downtown Balmer.

THE ST. LOUIS BROWNS

The St. Louis Browns, the franchise from which the current Orioles descend, originated in Milwaukee in '01, the American League's first season. Before the '02 season began, the franchise had moved to St. Louis. It was after that same campaign that the original A.L. Orioles went to New York.¹

The Browns, who took the name that originated with St. Louis teams in the late 1800s,² played 52 seasons ('02-'53) in St. Louis and were probably the most consistently bad club in major league history. They were 3,416-4,465, .433³ (that's more than 1,000 games under .500); wound up in the 2nd division (5th thru 8th) 40 times; won just one pennant ('44, a war year), and finished 2nd only twice ('02 & '22).

George Sisler, one of 12 Hall of Famers who played and/or managed for the Browns⁴, was almost certainly the club's all-time best (and most significant) player. He would do credit to any franchise. In 13 seasons with the Brownies ('15 thru '27), he twice hit over .400 ('20-.407, '22-.420) and had a career average of .340.

Another outstanding contributor was outfielder **Ken Williams**. He is not in the Hall of Fame, but he hit over .300 nine times in 10 St. Louis seasons and in '22 batted .332 with 34 doubles, 39 homers and 155 rbi. He was the home run champion that year with 4 more than Babe Ruth, and was the first ever to join the so-called "30-30" club—30 or more steals and 30 or more homers in the same year.

As you can see, '22 was a big year for both **Sisler** and **Williams** and the Browns set a club record for wins-93 (it was the only time in the history of the franchise that they reached the 90 victory level). They finished 2nd, one game back of the Yankees.

ST. LOUIS BROWNS (Cont.)

Despite the heroics of **Sisler** and **Williams**, however, when fans recall the Browns, they probably think first of a couple of guys named **Gray** and **Gaedel**.

Pete Gray, who had only one arm (his left), appeared in 77 games for the Browns in '45 (the last wartime season) at the age of 28. He batted .213 (234-51) with no homers and 13 rbi, and never returned to the big time.⁵

The appearance of **Eddie Gaedel**, at 3'7" and 65 pounds, was a product of club owner **Bill Veeck's** creative genius . . . The 26-year old midget was signed in '51 as a pinch hitter and, in his only plate appearance, he did what he was paid for, he drew a walk.

As a surprise pinch hitter for leadoff batter **Frank Saucier** in the home half of the 1st inning, little **Eddie** was walked on 4 pitches by Detroit pitcher **Bob Cain**, then promptly replaced by pinch runner Jim Delsing⁶.

The '44 A.L. pennant winners went 89-65 to finish one game ahead of the Tigers. They lost the World Series in 6 games to their hometown rivals, the Cardinals, in one of 3 World Series, played entirely in one stadium⁷ (Sportsman's Park was the regular season home of both clubs). The Browns won games #1 and #3 behind **Denny Galehouse** and **Jack Kramer** respectively. The Browns' only home run in the series was hit by 1st baseman **George McQuinn**.

In June '51, **Bill DeWitt**, who had been with the Browns since '16 (when **Branch Rickey** was gm), and his brother, **Charles**, sold their controlling interest to **Bill Veeck**. He operated the club for the next 2 1/2 seasons. Twice in '53, **Veeck** attempted to bring the franchise to Baltimore himself, but could not get the necessary approval from American League owners . . . Subsequently (Sep. 29, '53), he sold his holdings to a group of Baltimore businessmen and the transfer was approved unanimously.

The Browns are gone from St. Louis, but not forgotten. The St. Louis Browns Fan Club, organized by Maryville College Professor Bill Borst in 1984, is alive and well. The members have even established a club hall of fame on the campus at Maryville (in St. Louis).

- 1—They were the 1st and 2nd franchise moves in A.L. history . . . The next one occurred 52 years later when the Browns came east to Baltimore.
- 2—The name came from the color of the stockings they wore.
- 3—The Seattle Mariners' won-lost percentage (.416, 719-1008) is lower, but they've played only 11 years . . . The San Diego Padres after 19 seasons are at .434 (1309-1706).
- 4—The other 11: Jim Bottomley (1b-mgr), Jesse Burkett (of), Rick Ferrell (c), Goose Goslin (of), Rogers Hornsby (2b-mgr), Heinie Manush (of), Satchel Paige (rhp), Eddie Plank (lhp), Branch Rickey (c-mgr), Rube Waddell (lhp) and Bobby Wallace (ss-mgr).
- 5—Gray, now 71, still lives in his native Nanticoke, Pa.
- 6—Gaedel died prematurely in 1961 at the age of 36.
- 7—The Yankees & Giants played all of the '21 & '22 World Series at the Polo Grounds. Yankee Stadium opened in '23.

THE ORIOLES HALL OF FAME

The new Veterans Committee, organized to honor deserving former Orioles who had been overlooked in past voting, held its 1st election in December and chose relief pitcher **Stu Miller** and long-ball hitting 1st baseman **Jim Gentile** for induction into the Orioles Hall of Fame.

The annual regular Orioles Hall of Fame balloting, held in late February, produced another winner, **Dick Hall**, the tall (6'6 1/2") righthander with unerring control, who pitched 9 years in Baltimore.

The 3 players chosen bring the number of members to 19.

ORIOLES HALL OF FAME MEMBERSHIP

Brooks Robinson , 3b ('77)*	Paul Richards , mgr. ('84)
Frank Robinson , of ('77)	Milt Pappas , rhp ('85)
Dave McNally , lhp ('78)	Jim Palmer , rhp ('86)
Boog Powell , 1b ('79)	Ken Singleton , of ('86)
Gus Triandos , c ('81)	Al Bumbry , of ('87)
Luis Aparicio , ss ('82)	Steve Barber , lhp ('88)
Mike Cuellar , lhp ('82)	Jim Gentile , 1b ('89)
Mark Belanger , ss ('83)	Stu Miller , rhp ('89)
Earl Weaver , mgr ('83)	Dick Hall , rhp ('89)
Paul Blair , of ('84)	

Dick Hall, rhp ('89)

*—year of election in parenthesis

The Veterans Committee comprises 16 selected senior representatives from the sports media, the Oriole Advocates and the Orioles front office staff . . . It was the committee's function to consider the qualifications of players who had spent the equivalent of at least 3 seasons with the Orioles, and who

had been retired from baseball for a minimum of 20 years . . . Support from at least 75% of members is needed to elect.

"It was our feeling," said **Burke Barrett**, chairman of the Orioles Hall of Fame Committee, "that several of the Orioles from the early days were passed over, sometimes unfairly, because the voters were not as familiar with their achievements at they were with those from more recent teams. The veterans system was adopted to repair that injustice."

This procedure is similar to the one that has been used by the Baseball of Fame at Cooperstown for many years.

The constituency for the regular Orioles Hall of Fame balloting, which also requires 75% of the votes cast to elect, involves approximately 80 representatives, also from the media, the Oriole Advocates (who have been with that organization for at least 5 years) and the Orioles office . . . Candidates must have been with the ballclub for at least 3 years and must be removed from the capacity in which they are being considered for at least one year.

Stu Miller, the little right-hander with the big head fake, who saved 92** games in 5 years ('63 thru '67) with the Orioles, was a master at changing speeds. The retired 61-year-old Cameran Park, CA (30 miles from Sacramento in the foothills of the Sierras) resident is still the Orioles' all-time leader in era (2.37), and ranks 2nd in saves, 13 behind **Tippy Martinez** (105). However, Stu averaged better than 18 saves per year while **Tippy's** average was just under 10 over 11 Baltimore seasons.

He was the 1st pitcher ever to be chosen "Most Valuable Oriole" ('63), and he and **Jim Palmer** still share the distinction of being the only pitchers to have won that award twice (also '65) . . . In '63, Stu was 5-8 with 25 saves and a 2.24 era and was chosen A.L. "Fireman of the Year". That year, also, he set the club and league records for appearances (71) and games finished (59), though they have since been surpassed. His 14 wins in relief in '65 are still a club standard.

Miller who had 38 wins to go with his 92 saves for the O's was already 35 and had 11 years major league experience when he came to Baltimore with catcher **John Orsino** and lefthanded pitcher **Mike McCormick** from the Giants in the Dec. '62 deal for pitchers **Billy Hoef** and **Jack Fisher**. **Lee MacPhail** was the general manager who negotiated that trade.

The 54-year-old **Gentile** represented another steal by G.M. **MacPhail** who purchased his contract conditionally from the Dodgers organization (St. Paul, American Association) in '60 . . . Jim averaged 31 homers and nearly 100 rbi in four seasons with the Orioles from '60 thru '63 . . . His 398 rbi as an Oriole were the most ever accumulated by anyone in his first 4 seasons with the club, and only **Frank Robinson** hit more homers (126 to 124) in his first 4 years with the Birds.

As a rookie, Jim batted .292, hit 21 homers and drove in 98 runs . . . The next year, '61, he walloped 46 homers, drove in 141 (still a club record), batted .302, and hit a major league record-tying 5 grand slams (tied **Ernie Banks**, but **Don Mattingly** surpassed them both in '87 with 6). On May 9, '61 in Minnesota's new Metropolitan Stadium, Jim became the 1st player ever to hit bases-loaded homers on consecutive at bats.

Hall, 58, who was charged with only one wild pitch during his entire big league career that spanned 19 seasons, was 65-40 with 58 saves in 342 appearances with an excellent 2.89 era for the O's over 2 tours of duty ('61-'66, '69-'71). He was a notorious Yankees beater when they were consistent winners. From '61 thru '66, he was 9-3 with 8 saves and a 2.41 era against the Bombers.

He also won the 1st ALCS game ever played (in '69 vs. the Twins) and saved a game in both the '70 and '71 World Series . . . Dick, who resides in Timonium and has spent most of his life in the Baltimore area, issued only 23 un-intentional walks in 462 innings during his last 7 big league seasons, an average of less than half a walk every 9 innings.

The Orioles Hall of Fame was conceived by the Oriole Advocates, with the cooperation and encouragement of the Orioles, at the suggestion of 2 past presidents—the late **Allen Barrett** and **Jack Buckley**. The Advocates continue to administer the annual elections.

—The number of saves **Miller accumulated as an Oriole depends on which save rule is applied: the '69, '73 or '75 versions . . . The Baseball Encyclopedia credits him with 100 during his Orioles years by applying the '69 rule. We used the current one ('75) to make the comparison with **Tippy Martinez** total more valid.

ORIOLES ENSHRINED AT COOPERSTOWN

Six "modern" ('54-'87) Orioles have been elected to the Baseball Hall of Fame at Cooperstown, New York—5 of them in a 4-year period from 1982 thru 1985 (year of induction and percentage of votes received are in parenthesis):

Robin Roberts ('76, 87%)
Frank Robinson ('82, 89%)
Brooks Robinson ('83, 92%)
George Kell ('83, Veterans Committee Selection)
Luis Aparicio ('84, 85%)
Hoyt Wilhelm ('85, 84%)

Two of the above, **Brooks** and **Frank Robinson** were chosen in their 1st year of eligibility, a distinction that only 19 of 202 Hall of Fame members can claim (including '89 inductees **Johnny Bench** and **Carl Yastrzemski**).

Fourteen others who played and/or managed for the Orioles during the early days of Baltimore's rich baseball heritage are also enshrined in the Hall (position in parenthesis):

Frank "Home Run" Baker (3b)	"Wee Willie" Keeler (of)
Roger Bresnahan (c)	Joe Kelley (of-if)
Dan Brouthers (1b)	Rube Marquard (p)
Wm. "Candy" Cummings (p)	Joe "Iron Man" McGinnity (p)
Robert M. "Lefty" Grove (p)	John McGraw (3b, mgr)
Rogers Hornsby (2b)	Wilbert Robinson (c, mgr)
Hughie Jennings (ss)	George Herman "Babe" Ruth (p, of)

FOUR MORE: There are 4 additional Hall of Famers who have represented Baltimore ballclubs, only one a player. He was right-handed pitcher **Charles "Chief" Bender** who was selected to the Hall on the strength of his 206-111 lifetime record with **Connie Mack's** Philadelphia A's, not on what he did in Baltimore. He was here for only one summer, 1914, and while pitching for the Terrapins in the ill-fated Federal League, compiled a forgettable 4-16 record.

The other 3 worked for the Orioles in non-playing capacities. **George Weiss**, who immortalized himself as a general manager of the Yankees, served part of his apprenticeship as an International League Orioles g.m.

Luke Appling, a legendary shortstop for the White Sox, coached for the O's under Manager **Billy Hitchcock** for one year ('63); and, the late **Burleigh Grimes**, the famed spitball pitcher who won 270 games in the majors, scouted for the Orioles from 1960 thru 1971.

NOTES: **John McGraw** had a .334 lifetime batting average in 16 big league seasons, but was elected to the Hall of Fame primarily because of his achievements as a manager with the Giants . . . **Rube Marquard** pitched only 27 innings for the Orioles, all in 1929, but he lived here for nearly 60 years before he died in '80.

Baltimore-born **Babe Ruth** signed his first pro contract with **Jack Dunn Sr.** in 1914, and made his debut with the Orioles (I.L.) that year as a pitcher. He was, of course, elected to the Hall as an outfielder.

Other native Marylanders in the Hall of Fame include **Baker** (Trappe), **Grove** (Lonaconing), and 3 who never played for the Orioles: **Jimmie Foxx** (Sudlersville), **Judy Johnson** (Snow Hill) and **Al Kaline** (Balmer).

RULES OF INTEREST

TRADING AND WAIVER REGULATIONS: Player assignments may be made within a major league or between major leagues **without waivers** at any time **except** between August 1 and the day following the final day of the regular season (5 p.m. et). Thus, July 31 has replaced June 15 as the trade deadline.

Waivers are required for assignments to National Association clubs at all times **except** for optional assignments within 3 years of the date the player first reported to the major leagues.

FREE AGENCY: Six years major league service required for eligibility . . . Re-entry draft has been abolished.

By Dec. 7, player's former club must offer to arbitrate or it becomes ineligible to sign player . . . By Dec. 19, player must accept offer or on Jan. 9 former club becomes ineligible to sign the player until May 1.

RULES OF INTEREST (Cont.)

SALARY ARBITRATION: Three years major league service required for eligibility . . . Maximum cut rules do not apply if, in immediately preceding year, player won arbitration increase of over 50%.

TERMINATION PAY: One full season's pay if player released opening day or later. Thirty days pay for player who is released on the 16th day before opening day or earlier. If player is released after that 16th day prior to opening day he receives one additional day's pay (over the 30 days) for each additional day. In other words, if he were released the day before opening day, player would receive 45 days pay.

SUSPENDED GAME RULE: A game terminated for any of the following reasons will be a suspended game **IF** it has progressed far enough to be an official game (i.e. 4-1/2 or 5 innings):

- (1) A curfew imposed by law
- (2) A pre-arranged time limit
- (3) Darkness where local law prohibits turning on the lights or where lights are not available.

Light Failure: A game terminated by light failure or malfunction of a mechanical device under the control of the home club will be a suspended game **anytime after it starts**.

Inning in Progress (added in '80): If weather forces the termination of a legal game while an inning is in progress, it will become a suspended game if either of the following conditions exists:

- (1) The **visiting team** has scored one or more runs to tie the game, and the **home team** has not scored.
- (2) The **visiting team** has scored one or more runs to take the lead and the **home team** has not tied the score or retaken the lead.

Note: If a legal game is **tied** when called because of weather and neither of the above situations prevails, it is a **tie game** and must be **replayed in its entirety**.

Procedures for Resumption of Play: Suspended games shall be resumed at the exact point of suspension immediately preceding the next single game between the two clubs on the **same ground**. If that is not possible, other provisions for resumption are specified in A.L. Regulation 5.2 (c).

CURFEW: The American League curfew provides that no inning may start after 1:00 a.m., but any inning that begins prior to 1 a.m. may be played to completion. Curfews shall be waived for the final series of the season in each of the parks of the contesting teams. There is no other curfew in the American League.

SAVE RULE: Credit a pitcher with a save when he is the **finishing**, but **not** the **winning** pitcher, and when he qualifies under one of the following conditions:

- (1) He enters the game with a lead of no more than 3 runs and pitches for at least one inning, or
- (2) He enters the game with the potential tying run either on base, at bat or on deck, or
- (3) He pitches effectively for at least 3 innings regardless of his club's lead.

The current rule was adopted in 1975. Saves became official for the first time in '69. The original rule was amended in '73 and revised again in '75.

BATTING/ERA TITLE QUALIFICATIONS: 502 or more plate appearances/162 or more innings pitched.

ROOKIE AWARD QUALIFICATIONS: A player is considered a rookie unless, during a previous season or seasons, he has:

- (1) exceeded 130 at bats or 50 innings pitched in the major leagues, or
- (2) accumulated more than 45 days on the active roster of a big league club(s) prior to Sep. 1.

CONSECUTIVE GAME STREAKS: A consecutive-game hitting streak shall not be terminated if all the player's plate appearances (one or more) result in walk, hit by pitch, defensive interference or a sacrifice bunt. The streak shall terminate, however, if the player has a sacrifice fly and no hit.

The player's individual consecutive-game hitting streak shall be determined by the consecutive games in which the player appears and is determined by his club's games.

The Orioles "Designated Hitters" are a group of volunteers, businessmen and women from the Baltimore-Washington areas, who sell Orioles season tickets on the club's behalf. This year marks the tenth anniversary for the highly successful DHs.

To qualify for membership in the "Designated Hitters," candidates must meet demanding sales minimums according to a formula based on a blend of new sales and renewals, and everyone must requalify each year.

There are no salaries or commissions given to "DHs," but there are plenty of perks. This year those whose early sales were particularly brisk were treated to a winter getaway to Puerto Rico.

Patterned after the Kansas City Royals' highly successful "Royal Lancers," the "Designated Hitters" organization was actually founded in September 1979 by then Baltimore City Mayor **William Donald Schaefer** and a select group of Baltimoreans working closely with the Orioles front office.

Along with former Mayor (now Governor) **Schaefer**, the "founding fathers" of the "Designated Hitters" included: **Owen Daly**, **Bill Beasman** and **Chris Hartman**; the Orioles' Vice President for Business Affairs **Bob Aylward**; Executive Director of Sales and Tickets **Lou Michaelson**, and former club Vice President **Al Harazin**, now senior vice president for the New York Mets.

The "DHs" have their own officers and board of directors, as well as an active social program. The "DH" Board: **Mike Duvall**, President; **Frank Trommer**, **Howard Weinberg**, **Jake Jacobson**, **Leslie Bowyer**, **Natalia Leimkuhler** and **Lou Hurwitz**.

The Orioles season ticket sales figures for the past 9 years: '79—1,623
... '80—4,018 ... '81—5,215 ... '82—5,430 ... '83—6,061 ... '84—
11,738 ... '85—11,707 ... '86—11,145 ... '87—10,512 ... '88—10,082.

The Oriole Advocates, Inc. is a unique non-profit organization, dedicated to promoting and stimulating interest in the game of baseball at both the amateur and professional levels. Founded in July, 1960, the Advocates will celebrate their 29th anniversary this summer.

Through the years, the Advocates have made substantial financial donations to worthy causes, primarily to baseball-oriented youth organizations; have played a key role in the restoration of Babe Ruth's birthplace at 216 Emory Street and its conversion into the Babe Ruth/Orioles Museum; and, in 1977, established the Orioles Hall of Fame. (See page 92).

Last year "Junior Orioles" was replaced by the "Birdwatchers Fan Club", a slightly different concept (see page 15). The Advocates will continue to participate in the program known this year as the Baltimore Sun Fantastic Fans Club, in cooperation with the Baltimore Sun and the Orioles.

The Advocates also serve as distributors of Orioles souvenirs on "give-away" days at the ballpark, assuring that all eligible fans get the items to which they are entitled.

The Orioles Advocates don't get paid for anything they do. They are all volunteers, constantly demonstrating the importance of competence and dedication whenever there is a job that must be done.

Major committee chairman: Fantastic Fans Club—Robert M. Blatchley . . .
Membership—Bernard B. Lochte . . . Orioles Hall of Fame—Burke L.
Barrett . . . Special Events—Jack Guthall.

Ken Rosenthal, Evening Sun

RICHARD JUSTICE, Washington Post
MARTY KAISER, Morning Sun
TIM KURKJIAN, Morning Sun
TIM LIOTTA, Associated Press
MIKE LITTWIN, Morning Sun
BOB MAISEL, Morning Sun
JACK MANN, Evening Sun
DON MARCUS, Morning Sun
KEN PICKING, USA Today
GEORGE SOLOMON, Washington Post
JOHN STEADMAN, Evening Sun
BILL TANTON, Evening Sun

LEW ATCHISON
CHARLES BARBOUR
GORDON BEARD
DOUG BROWN

SHIRLEY POVICH
MORRIS SIEGEL
MERRELL WHITTLESEY
MARTIE ZAD

BALTIMORE

BALTIMORE
TELEVISION: WMAR (Ch. 2)—**SCOTT GARCEAU** (S.D.), **KEITH MILLS**, and **JACK DAWSON** . . . WJZ (Ch. 13)—**JOHN BUREN** (S.D.) **PAUL SHERRY** and **CHRIS ELY** . . . WBAL (Ch. 11)—**VINCE BAGLI** (S.D.) and **GERRY SANDUSKY** and **VERNON GLENN**.
 WOOD (Ch. 10)—**JOHN BUREN** (S.D.) and **JOHN BUREN** (S.D.)
 WOSB (105.7)—**TOM DAVIS** . . . WBAL (Ch. 11)—**JOHN BUREN** (S.D.) and **JOHN BUREN** (S.D.)

RADIO: WYST (1010)—**PHIL WOOD**... WQSR (105.7)—**TOM DAVIS**... WBAL (1090)—**JEFF RIMER** (S.D.) and **NAT ASCH**... WCAO (600)—**BOB BARTEL** (S.D.) and **STAN CHARLES**... WPOC-FM (93.1)—**TED PATTERSON** (S.D.)

WASHINGTON

TELEVISION: WUSA (Ch. 9)—**GLENN BRENNER** (S.D.), and **KEN MEASE**... WRC (Ch. 4)—**GEORGE MICHAEL** (S.D.) and **TODD WHITTORNE**... WJLA (Ch. 7)—**FRANK HERZOG** (S.D.)... WTTG (Ch. 5)—**STEVE BUCKHANTZ** (S.D.) and **NATHAN ROBERTS**. WMAL (630)—**KEN**

RADIO: WTOP (1500)—**HARVEY SMILOVITZ** (S.D.)... WMAL (630)—**KEN BEATRICE** (S.D.) and **JOHNNY HOLLIDAY**... WHUR-FM (96.3)—**GREG MOSSO** and **GLENN HARRIS**.

Delaware			Pennsylvania	WIOG-AM	(1001)
Newark	WNRK-AM	(1260)	Carlisle	WCHA-AM	(800)
District of Columbia			Chambersburg	WPDC-AM	(1600)
Washington	WTOP-AM	(1500)	Elizabethtown	WHYR-AM	(1180)
Maryland			Hanover	WKBO-AM	(1230)
Aberdeen	WAMD-AM	(970)	Harrisburg	WLPA-AM	(1490)
Annapolis	WNAW-AM	(1430)	Lancaster	WLBR-AM	(1270)
Baltimore	WBAL-AM	(1090)	Lebanon	WSBA-AM	(910)
Cambridge	WCEN-FM	(106.3)	Virginia		
Cumberland	WTBO-AM	(1450)	Charlottesville	WKAV-AM	(1400)
Frederick	WFMD-AM	(930)	Hopewell	WHAP-AM	(1340)
Hagerstown	WARK-AM	(1490)	Hagerstown	WAGE-AM	(1200)
Havre de Grace	WASA-AM	(1330)	Leesburg	WLCC-FM	(106.3)
Lexington Park	WETT-AM	(920)	Luray		
Ocean City	WETM-AM	(1590)	West Virginia		
Pocomoke City	WDMV-AM	(540)	Berkeley Springs	WCST-FM	(93.5)
Salisbury	WSBY-AM	(960)	Bluefield	WKQY-AM	(1240)
Westminster	WTRM-AM	(1470)	Martinsburg	WEPM-AM	(1340)
North Carolina					
Rocky Mount	WEED-AM	(1390)			

Orioles Play-by-Play Broadcasts

ANNOUNCERS

WMAR TELEVISION (CH. 2)

Jim Palmer and Brooks Robinson

WBAL RADIO (1090 AM)

Jon Miller and Joe Angel

HOME TEAM SPORTS (CABLE)

Mel Proctor, John Lowenstein, Tom Davis, Rex Barney

WMAR will carry Orioles baseball for the 11th consecutive year . . . A 10 station television network will supplement WMAR, carrying major portions of the Orioles Baseball schedule into a 5 state area plus the District of Columbia:

Charlotte, NC	WJZY (46)	Raleigh-Durham, NC	WLFL (22)
Ft. Myers, FL	W07BR	Rocky Mount, NC	W47AG
Lynchburg, VA	WJPR (21)	Salisbury, MD	WNDT (47)
Orlando-Daytona-		Sarasota, FL	W24AT
Melbourne, FL	WAYK (56)	Washington, DC	WDCA (20)
	York, PA	WPNT (43)	

Full Sponsors: Budweiser, C & P Yellow Pages, Midas, Nissan & Baltimore Area Nissan Dealers, Esskay, Giant, Jiffy Lube, Columbia-Freestate Health System.

WBAL RADIO: Although this is only the 2nd year under the station's current contract with the Orioles, for WBAL Radio this will be the 24th time it has carried the Birds' games in the club's 36 American League seasons . . . WBAL was also the O's flagship from '57 thru '78.

Baseball fans throughout much of Birdland and beyond will again be able to pick up Orioles games on two powerful 50,000 watt AM stations—WBAL Baltimore and WTOF (1500) in Washington—throughout much of Birdland . . . The rest of the approximately 30 station Orioles network will fill in the gaps that those 2 giants don't reach . . . See full list (complete at press time) of O's radio network stations on page 97.

Full Season Sponsors: Amoco Oil Company, Trane Heating and Air Conditioning Company, Loyola Federal Savings, Baltimore Area Honda Dealers, Western Auto and Baltimore Jeep Eagle Dealers.

HOME TEAM SPORTS is available to cable systems in the six-state "Capital Region" (All of Maryland, Virginia, Delaware and parts of North Carolina, West Virginia and Pennsylvania).

HTS, owned and operated by Group W Satellite Communications (GWSC), will televise 90 Orioles' games this year including five spring training games (Mar. 15, 21, 22, 23, 30), 65 home games and 20 on the road.

Home Team Sports also televises Caps Hockey and Bullets Basketball, plus many more major professional, collegiate and high school events of both national and regional interest.

Full Season Sponsors: Subaru, Merchant's Tire & Auto Center, Giant Food, Maryland State Lottery, Foot Locker, All-Star Automotive.

ANNOUNCERS

JOE ANGEL

A native of Colombia, South America, Joe Angel begins his 10th year of broadcasting major league baseball, his 2nd with the Orioles. The 41-year-old Angel has over 20 years of broadcasting experience, six years of calling major league baseball on radio including three seasons ('76-'78) for the San Francisco Giants on station KSFO and three years ('84-'86) for the Minnesota Twins on WCOO radio. He also handled television play-by-play for the Oakland A's for two seasons ('80-'81) on KPIX-TV.

He has worked for 14 years in both radio and television in San Francisco area, including five years of Stanford University football, and four years of University of San Francisco basketball in addition to his work with the Giants and A's. He has also served as a television sports anchor, a radio talk show host and has filled in occasionally on San Francisco 49ers radio broadcasts.

Angel, who quarterbacked on the same high school football team with **O.J. Simpson** (a team which at one point lost 21 straight games), was born in Bogota, Colombia in '47. His family immigrated to Chicago ten years later and after five years, moved again to the Bay Area. It was there at Galileo High School in San Francisco that Angel played football with Simpson. Angel later attended City College of San Francisco.

He and his wife, **Antoinette**, reside in Rancho Murieta, CA (near Sacramento, CA) with their three children: **Tony** (21), **Natalie** (13) and **Jonathan** (11).

REX BARNEY

Rex returns for his 6th season with Home Team Sports. Known as the "Voice of Memorial Stadium" since '70, he will continue to handle the stadium's public address announcing.

Rex, who also served as the press box announcer for the Baltimore Colts from '69 to '83, has hosted a variety of radio sports shows in Baltimore. He presently has a daily report on WBAL-AM, and will host that station's sports talk show through the baseball season.

A former major league pitcher himself, Barney played with the Brooklyn Dodgers for six seasons ('43, '46-'50) and this June will be inducted into the Brooklyn Dodgers' Hall of Fame. He appeared briefly with the Dodgers in '43 before being called into the service for three years of military duty. He returned to the Dodgers in '46 and compiled a career record of 35-31. His best season came in '48, when he won 15 games, including a 2-0 no-hit victory over the New York Giants.

He began his broadcasting career in '52 in New York City. He did Mutual Radio's Game of the Day from '55 to '57, and also broadcast games in the New York area for WOR-TV.

In '82 and '83, he served as color commentator for 16 Orioles' telecasts on subscription television. A native of Omaha, Nebraska, Rex resides just a half-mile from Memorial Stadium.

TOM DAVIS

Baltimore native Tom Davis will host the HTS pre- and post-game show and provide in-game score updates, duties he has handled the past 4 seasons for HTS. He has handled various on-air assignments for HTS including play-by-play for the Orioles and college basketball, in-studio talk shows, pre-game host of hockey telecasts, coverage of the Washington Redskins, boxing and college football. Last year he covered the Summer Olympics for NBC Radio.

The 41-year-old Davis has spent 18 years on the Baltimore sports scene. He has been named "Baltimore Sportscaster of the Year" in '78, '84 and '85. Davis gained national exposure with ABC-TV as a sideline reporter during United States Football League telecasts and with the Mutual Broadcasting System as a sports anchor and college football play-by-play man.

Davis also has handled play-by-play of several NFL games for NBC-TV as well as NBC and Mutual Radio.

A graduate of the University of Baltimore, Davis began his career as a sports reporter at WBAL radio in '71. He later worked as a part-time sports anchor at WJZ-TV and WBAL-TV and can still occasionally be seen on WBAL on weekends. In '75, he began anchoring the sports on WCBM radio and was there for 12 years. During his early years at WCBM, Davis handled the play-by-play of Baltimore Colts pre-season games and filled in during a number of regular season games.

He can currently be heard mornings on WQSR radio. He and his wife, **Linda**, have two children. They reside in Baltimore.

JOHN LOWENSTEIN

Former Oriole John Lowenstein returns for his 5th season as color commentator for Home Team Sports. He played his last game for the Orioles on May 4, '85 and later that month began his sportscasting career calling the Orioles games on HTS. His insight and humor are key elements of the telecasts.

Lowenstein's major league career began in '70 with the Cleveland Indians. He remained with Cleveland until '78 when he was traded to the Texas Rangers. After one year at Texas, Lowenstein was sold to Baltimore where he spent seven years with the Orioles.

JOHN LOWENSTEIN (Cont.)

John compiled a .253 (3476-881) lifetime batting average in 1,368 big league games. His best season came in '82, when he batted .320 (322-103) with 24 home runs and 66 rbi in 122 games for the O's while platooning with Gary Roenicke. The duo combined to produce a .292 average (612-179) with 35 home runs and 131 rbi.

John and his wife, **Barbara**, reside in Las Vegas, Nevada.

YEAR CLUB	AVG.	G	AB	R	H	2B	3B	HR	RBI	BB	SO	SB	CS	HP
1968 Waterbury—1	.000	3	2	0	0	0	0	0	0	1	1	0	0	0
Reno	.328	48	164	22	53	8	2	7	38	22	42	8	3	1
1969 Reno	.284	26	67	7	19	4	2	1	11	13	5	1	1	1
1970 Wichita	.295	108	369	69	109	15	6	18	52	59	64	10	10	3
Cleveland	.256	17	43	3	11	3	1	6	1	9	1	0	0	0
1971 Wichita	.320	37	125	27	40	8	0	8	24	24	30	4	3	2
Cleveland	.186	58	140	15	26	5	0	4	9	16	28	1	5	0
1972 Cleveland	.212	68	151	16	32	8	1	6	21	20	43	2	4	0
1973 Cleveland	.292	98	305	42	89	16	1	6	40	40	23	5	3	0
1974 Cleveland	.242	140	508	65	123	14	2	8	48	53	85	36	17	2
1975 Cleveland	.242	91	265	37	64	5	1	12	33	28	28	15	10	0
1976 Cleveland—2	.205	93	229	33	47	8	2	2	14	25	35	11	8	0
1977 Cleveland—3	.242	81	149	24	36	6	1	4	12	21	29	1	8	0
1978 Texas—4	.222	77	176	28	39	8	3	5	21	37	29	16	3	2
1979 Baltimore	.254	97	197	33	50	8	0	4	27	32	29	7	3	0
1980 Baltimore	.311	104	196	38	61	7	0	6	20	22	32	7	6	1
1981 Baltimore	.249	83	189	19	47	7	0	2	24	66	54	59	7	6
1982 Baltimore	.320	122	322	69	103	15	2	24	66	54	59	7	6	1
1983 Baltimore	.281	122	310	52	87	13	2	15	60	49	55	2	1	1
1984 Baltimore	.237	105	270	34	64	13	0	8	28	33	54	1	0	1
1985 Baltimore	.077	12	26	0	2	0	0	0	2	2	3	0	0	0
M.L. Totals	.253	1368	3476	510	881	137	18	116	441	446	596	128	78	9

GWRBI: '79-3; '80-5; '81-4; '82-9; '83-9; '84-3; '85-1. Total: 34.

1—Selected by Cleveland organization in June '68 free agent draft (18th round, regular phase) . . . Signed on 6/13/68.

2—Acquired by Toronto Blue Jays from Cleveland in deal for outfielder Rico Carty on 12/6/76 . . . Reacquired by Indians from Blue Jays in deal for infielder Hector Torres on 3/28/77.

3—Acquired by Texas Rangers from Blue Jays in deal for outfielder Willie Horton and pitcher David Clyde on 2/28/78.

4—Contract purchased by Orioles from Texas for \$20,000 waiver price on 11/27/78.

League Championship Series Record

YEAR CLUB	AVG.	G	AB	R	H	2B	3B	HR	RBI	BB	SO	SB	CS	HP
1979 Bal. vs. Cal.	.167	4	6	2	1	0	0	0	1	3	2	2	0	0
1983 Bal. vs. Chi.	.167	2	6	0	1	1	0	0	2	1	2	0	0	0
L.C.S. Totals	.167	6	12	2	2	1	0	1	5	3	4	0	0	0

World Series Record

YEAR CLUB	AVG.	G	AB	R	H	2B	3B	HR	RBI	BB	SO	SB	CS	HP
1979 Bal. vs. Pit.	.231	6	13	2	3	1	0	0	3	1	3	0	0	0
1983 Bal. vs. Phil.	.385	4	13	2	5	1	0	1	1	0	3	0	0	0
W.S. Totals	.308	10	26	4	8	2	0	1	4	1	6	0	0	0

JON MILLER

With his reputation as one of baseball's best broadcasters rapidly circulating across this country, Jon spread his talents overseas during the off-season to Japan where he served as play-by-play commentator on ESPN's telecasts of the games between a team of American Major League All-stars and an all-star aggregation from the Japanese Central and Pacific Leagues.

Jon begins his 7th season on the Orioles' radio network. His major league baseball experience includes three years as radio play-by-play announcer for the Boston Red Sox ('80-'82) and radio and television with the Texas Rangers in '78 and '79 and with the Oakland A's in '74. He broadcast his first major league game at age 22 with the A's.

During the last 3 seasons, Jon was granted a leave of absence from several Oriole games to call the action for NBC-TV's Saturday afternoon coverage of major league baseball.

Jon has an extensive background in basketball, soccer and hockey during his 17 years in broadcasting. He did 10-15 games a season for the NBA's Golden State Warriors from 1979-82 and prior to that, was the voice of University of San Francisco basketball for 5 years. He has also announced MISL games for the San Jose Earthquakes and did both television and radio for the Washington Diplomats of the North American Soccer League in '77. He's broadcast soccer for the CBS, TVS and Satelcast networks.

A renowned mimic, Jon can be heard to imitate such outstanding baseball announcers as **Al Michaels**, **Vin Scully** and **Chuck Thompson** during breaks in the action (rain delays, etc.). Popular on the banquet circuit in the off-season, Jon attended numerous such functions across the country last winter and was an important part of the Orioles Winter caravan.

In '86, he was named "Baltimore's Best Radio Sportscaster" by Baltimore Magazine and "Best Play-by-Play Broadcaster" by Washingtonian Magazine.

A native of the San Francisco Bay area, Jon now lives in Cockeysville, MD with his wife, **Janine**, and their children **Michelle**, **Holly**, **Emily** and **Alexander**.

JIM PALMER

Broadcasting: Jim's assignment at WMAR will be his first fulltime as a television play-by-play broadcaster, but he's not exactly a rookie in the field. For the past 12 years Jim has been doing baseball color for ABC (starting '78). He will continue to work with partners **Al Michaels** and **Tim McCarver** on ABC in this final year of the networks' baseball contract (ABC-TV will do 8 Thursday night games between June 8 and July 27 in addition to the '89 World Series) . . . He has also done color work as well as occasional play-by-play in the past for Home Team Sports Orioles broadcasts.

He's not a stranger to his partner, **Brooks Robinson**, either . . . They played together for the better part of 13 years ('65-'77); both their numbers have been retired by the Orioles; both played their entire careers with the same club and both are, of course, in the Orioles Hall of Fame.

Whether Jim joins **Brooks** in the Baseball Hall of Fame at Cooperstown remains to be seen. He becomes eligible for consideration by the BBWAA at the end of this year (he retired in '84) . . . Note: To the best of our knowledge, the Tigers' television partners, **George Kell** and **Al Kaline**, are the only baseball broadcast team with 2 Hall of Famers.

Pitching Distinctions: Unquestionably, the finest pitcher in the Orioles' 35-year history, Jim holds many club records including: most wins (258), losses (152), games (558), innings (3947.2), shutouts (53), complete games (211), strikeouts (2212) and walks (1311).

He won 20 games 8 times, earned 3 Cy Young Awards, started and won the pennant-clinching game 4 times ('66, '69, '70, '71), and was 8-3 in post-season play while pitching for the O's over a span of 20 years ('65 thru '84).

During his entire career, he **never** gave up a grand slam home run in regular or postseason play. (little known fact: **Johnny Bench** hit one off him in the International League during Jim's brief stint with Rochester in '68).

Last Hurrah: Made his final start, at Chicago, Apr. 23, '84, but did not get a decision. Pitched in his last game as an Oriole, in relief, at Memorial Stadium on May 12, '84 against Oakland, but again was not a pitcher of record . . . His final career victory was in game #3 of the '83 World Series at Philadelphia (see post-season below). Earned his 268th and last regular season win on Sep. 30, '83, a 3-2 win over the Yankees at Baltimore in the 2nd game of a doubleheader.

Lifetime Victories/20-Win Seasons: Jim ranks 27th on the all-time list in victories . . . he is one of only 3 pitchers in the 88-year history of the A.L. to have won 20 or more games in 8 or more seasons along with **Lefty Grove** (8, last time in '35) and **Walter Johnson** (12, last time in '25). The last major leaguer to do it was **Warren Spahn** (13 times, the last in '63).

Only 6 who have worked exclusively in the 20th century have won 20 or more 8 times, and in the entire history of the major leagues, Jim is one of only 16. He put that string together over a 9-year period from '70 thru '78 (was 7-12 in '74). He was 176-97 with a 2.54 era during that 9-season stretch.

Earned Run Average: His 2.8568 era is 4th on the all-time list (since era became an official statistic, '12 in NL and '13 in AL) among pitchers with 3,000 or more innings, behind: (1) **Walter Johnson**—2.37; (2) **Grover C. Alexander**—2.56; and (3) **Whitey Ford**—2.74. He ranks just ahead of #5 **Tom Seaver** (2.8626) . . . He twice led the league ('73 & '75), and was in the loop's "top 5" 10 times.

Pennant Clinchers: He went the route to win the games that clinched the O's 1st 4 pennants ('66, '69, '70, '71) . . . Since then, **Scott McGregor** ('79) and **Tippy Martinez** ('83) have added their names to the list.

(Cont. on page 102)

JIM PALMER (Cont.)

Postseason: His overall record in 17 post-season appearances, including 15 starts, was 8-3 with a 2.61 era (ip-124.1, er-36)...

In '66, he became the youngest ever to pitch a World Series shutout when, at the age of 20 years-11 months-21 days, he blanked the Dodgers' **Sandy Koufax**, 6-0, on 4 hits (LA made 6 errors) in game #2 at Dodger Stadium... That was **Koufax**' final major league appearance.

In '83 Jim became the 1st (he remains the only) pitcher in history to have won a World Series game in each of 3 decades... In that game (#3 at Philadelphia), he bested **Steve Carlton** after hurling 2 scoreless innings in relief of **Mike Flanagan**.

He shares with 5 others the major league record for most league championship series victories (4), and holds the record for most lcs complete games (5) by himself... He and **Nolan Ryan** are tied for most career lcs strikeouts (46), while he and former teammate **Mike Cuellar** have walked the most in alcs competition (19).

Cy Youngs: Jim is one of only 4 to have won as many as 3 Cy Youngs ('73, '75, '76)... **Steve Carlton** has won 4 and both **Seaver** and **Koufax** have earned 3... The award has been presented since '56, with individual league awards beginning in '67... Jim, **Koufax**, **Denny McLain** and **Roger Clemens** are the only ones to have earned the award in consecutive seasons.

Personal: Jim has been an activist on behalf of the Cystic Fibrosis Research Foundation for nearly 2 decades, serving much of that time as its national sports chairman... He has been the sports representative for Jockey Underwear since the spring of '80... In '83, he was the sports recipient of the American Image Award, sponsored by the Male Apparel Industry and the Men's Fashion Association of America.

He has attended both Arizona State and Towson State Universities... He has 2 daughters: **Jamie Michelle** (11/16/66) and **Kelly Christina** (6/5/69).

YEAR CLUB	W-L	ERA	G	GS	CG	SHO	SV	IP	H	R	ER	BB	SO
1964 Aberdeen—1	11-3	2.51	19	19	9	4	—	129	75	42	36	130	107
1965 Baltimore	5-4	3.72	27	6	0	0	—	92	75	49	38	56	76
1966 Baltimore	15-10	3.46	30	30	6	0	—	208.1	176	83	80	91	147
1967 Baltimore	3-1	2.94	9	9	2	1	—	49	34	18	16	20	23
Rochester	0-0	11.57	2	2	0	0	—	7	12	9	5	6	6
Miami	1-1	2.00	5	5	0	0	—	27	20	6	6	10	16
1968 Elmira	0-2	4.32	6	6	0	0	—	25	18	13	12	19	26
Rochester	0-0	13.50	2	2	0	0	—	4	4	6	8	6	6
Miami	0-0	0.00	2	2	0	0	—	8	4	2	0	9	5
1969 Baltimore	16-4	2.34	26	23	11	6	0	181	131	48	47	64	123
1970 Baltimore	20-10	2.71	39	39	17	15	0	*305	263	98	92	100	199
1971 Baltimore	20-9	2.68	37	37	20	3	0	282	231	94	84	106	184
1972 Baltimore	21-10	2.07	36	36	18	3	0	274.1	219	73	63	70	184
1973 Baltimore	22-9	*2.40	38	37	19	6	1	296	225	86	79	113	158
1974 Baltimore	7-12	3.27	26	26	5	2	0	179	176	78	65	69	84
1975 Baltimore	*123-11	*2.09	39	38	25	*10	1	323	253	87	75	80	193
1976 Baltimore	*22-13	2.51	40	*40	23	6	0	*315	255	101	88	84	159
1977 Baltimore	*120-11	2.91	39	*39	22	3	0	*319	263	106	103	99	193
1978 Baltimore	21-12	2.46	38	38	19	6	0	296	246	94	81	97	138
1979 Baltimore	10-6	3.29	23	22	4	0	0	156	144	66	57	43	67
1980 Baltimore	16-10	3.98	34	33	4	0	0	127	117	60	53	46	35
1981 Baltimore	7-8	3.75	22	22	5	0	0	127	117	60	53	46	35
1982 Baltimore	15-5	3.13	36	32	8	2	1	227	195	85	79	63	103
1983 Baltimore	5-4	4.23	14	11	0	0	0	76.2	86	42	36	19	34
Hagerstown—2	2-0	3.46	2	2	0	0	0	13	13	6	5	2	11
1984 Baltimore—3	0-3	9.17	5	3	0	0	0	17.2	22	19	18	17	4
M.L. Totals	268-152	2.86	558	521	211	53	3	3948	3349	1395	1253	1311	2212

* Led League † Tied for League Lead

1—Signed by Orioles organization as free agent on 8/13/63.

2—On rehabilitation assignment, 8/6-12, '83.

3—released unconditionally 5/23/84.

LOW HITTERS: No-Hitter—1 (Aug. 13, '69 vs. Oak at Bal); **One-Hitters—5** (latest Sep. 4, '82 vs. Min at Bal); **2-Hitters—11** (latest June 1, '78 at NY); **3-Hitters—18** (latest Aug. 5, '82 vs. KC at Bal); **4-Hitters—24** (latest Sep. 25, '82 at Mil)... **TOTAL LOW HITTERS—59.**

Strikeout Highs—13 (July 1, '71 at Cle); 12 (May 24, '77 vs. Mil at Bal)... Struck out 10 or more batters 13 times.

Walk Highs—8, twice (opening day in both '66 & '70).

Winning Streaks—11, twice (May 11 thru Sep 1, '69 & Jun 7 thru Sep 4, '82; 10 (Jul 14 thru Aug 26, '73); 9 (Aug 30 '77 thru Apr 21, '78); 8, twice (latest Aug 23, '78 thru Apr. 6, '79).

Losing Streaks—7 (Apr. 30 thru Jun 7, '74); 4 (Jun 23 thru Jul 25, '78).

AMERICAN LEAGUE CHAMPIONSHIP SERIES RECORD

YEAR CLUB	W-L	ERA	G	GS	CG	SHO	SV	IP	H	R	ER	BB	SO
1969 Bal vs. Min	1-0	2.00	1	1	1	0	0	9	10	2	2	2	4
1970 Bal vs. Min	1-0	1.00	1	1	1	0	0	9	7	1	1	3	12
1971 Bal vs. Oak	1-0	3.00	1	1	1	0	0	9	7	3	3	3	8
1973 Bal vs. Oak	1-0	1.84	3	2	1	1	0	14.2	11	3	3	8	15
1974 Bal vs. Oak	0-1	1.00	1	1	1	0	0	9	4	1	1	1	4
1979 Bal vs. Cal	0-0	3.00	1	1	0	0	0	9	7	3	3	2	3
1983	(did not pitch; appeared in 1 game as pinch-runner)												
ALCS Totals	4-1	1.96	8	7	5	1	0	59.2	46	13	13	19	46

WORLD SERIES RECORD

YEAR CLUB	W-L	ERA	G	GS	CG	SHO	SV	IP	H	R	ER	BB	SO
1966 Bal vs. LA	1-0	0.00	1	1	1	0	0	9	4	0	0	3	6
1969 Bal vs. NY	0-1	6.00	1	1	0	0	0	15.2	11	8	8	9	9
1970 Bal vs. Cin	1-0	4.60	2	2	0	0	0	17	15	5	5	9	15
1971 Bal vs. Pit	1-0	2.65	2	2	0	0	0	15	18	6	6	5	8
1979 Bal vs. Pit	0-1	3.60	2	2	0	0	0	15	2	0	0	1	1
1983 Bal vs. Pha	1-0	0.00	1	0	0	0	0	2	55	23	23	31	44
WS Totals	4-2	3.20	9	8	1	1	0	64.2	55	23	23	31	44

ALL-STAR GAME RECORD

YEAR CLUB	W-L	ERA	G	GS	CG	SHO	SV	IP	H	R	ER	BB	SO
1970 A.L. Cin	0-0	0.00	1	1	0	0	0	3	1	0	0	1	3
1971 A.L. Det	0-0	0.00	1	0	0	0	0	2	1	0	0	0	2
1972 A.L. Atl	0-0	0.00	1	1	0	0	0	3	1	0	0	1	2
1975 A.L. Mil	(selected, did not appear)												
1977 A.L. NY Y	0-1	22.50	1	1	0	0	0	2	5	5	5	1	3
1978 A.L. SD	0-0	10.13	1	1	0	0	0	2.2	3	3	3	4	4
ASG Totals	0-1	5.68	5	4	0	0	0	12.2	11	8	8	7	14

MEL PROCTOR

Mel is in his 17th year as a broadcaster, 6th as the Orioles' play-by-play announcer for Home Team Sports. Mel, who handles a variety of on-air assignments for HTS including play-by-play for Washington Bullets basketball telecasts and college football, is one of the busiest broadcasters in the business.

In addition to his work with HTS, he can be heard calling NFL games for NBC television and radio, college football and pro and college basketball for Turner Broadcasting. He also does selected Bullets games for Channel 20 in Washington, D.C. (those not televised by HTS).

In '86, Mel took a short break from Orioles baseball to handle play-by-play of TBS's coverage of the United States men's basketball team in the Goodwill Games in Spain.

He began his career as sports director at the CBS-TV affiliate in Hawaii (KGMB) from '73 until '78. While there, he worked the microphone for Hawaii Islanders (AAA) baseball, University of Hawaii football and basketball, and did one season for the Hawaiians of the World Football League.

He came to work in the Nation's Capital for the first time in '78 when he began a five-year stint as play-by-play announcer for Washington Bullets basketball on flagship station, WTOP-AM. During the Bullets' off-seasons, Mel worked in Arlington, Texas as the TV and radio voice of the Texas Rangers. In '82 and '83, he supplemented his work with the Bullets by doing college basketball games for NBC-TV for two seasons.

For two seasons ('83-'84 and '84-'85), Mel served as the play-by-play man for the NBA's New Jersey Nets. At that time, he also began providing the commentary for the NFL "Game of the Week" for the Mutual Broadcasting System.

A native of Denver, CO, Mel resides in Columbia, MD with his wife, **Julie**, and their children, **Bill** and **Maile**.

BROOKS CALBERT ROBINSON JR.

HALL OF FAME: See page 93-94.

PERSONAL: Brooks is doing color commentary on the Orioles' television for the 12th straight year. He is also active as vice-president of Shapiro, Robinson and Associates* and as a special assistant with Crown Central Petroleum Company.

*Shapiro, Robinson and Associates is a company which provides athletes comprehensive counseling and support in their professional, financial and personal lives.

BROOKS ROBINSON (Cont.)

Brooks and his wife, **Connie**, a former United Airlines flight attendant whom Brooks met on a Orioles' charter flight (K.C. to Boston) in '59, have been married for 28 years. They live in Lutherville, MD (north of Baltimore). The Robinsons have four children: **Brooks David** (7/24/61), **Chris** (2/22/63), **Michael** (3/11/64) and **Dianna** (2/22/68).

Brooks' uniform #5 was officially retired on opening day, '78, the year after he retired. **Frank Robinson's** #20, **Earl Weaver's** #4, **Jim Palmer's** #22 and **Eddie Murray's** #33 are the only other numbers that have been retired by the Orioles.

BIG LEAGUE CAREER: Brooks officially spent 20 years and 72 days as a player in the American League, spanning 23 seasons.

He played in 2,896 major league games, all of them with the Orioles, 8th on the all-time list (**Pete Rose** leads at 3,562).

Only **Carl Yastrzemski** (3,308) and **Ty Cobb** (3,033) have played more American League games, and only 3 others in history have played more with one franchise: **Yastrzemski** (3,308), **Hank Aaron** (3,076) and **Stan Musial** (3,026).

Durability: Played in 97% of all Orioles games from July 9, '59 (when he returned from the minors for the last time) thru May 16, '76, a period of more than 16½ years. Played at least 153 games in 14 of 15 years from '60 thru '75).

In the Orioles' 35-year history, only three other third basemen have played as many as 200 games at third base (**Doug DeCinces**-792, **Rich Dauer**-242, **Floyd Rayford**-203).

Opening Days: Started 20 consecutive opening day games for the Orioles from '57 thru '76 and batted .316 (79-25) with 6 home runs and 17 rbi.

Home Runs/RBI: Led A.L. in rbi (118) in '64 and also achieved career high of 28 home runs that year. Hit 17 or more homers nine times, 11 or more 11 times. His last year in double figures was '71 when he hit 20. Holds the record for most lifetime homers in Memorial Stadium (139). Had 6 career grand slams, 4 of them in Baltimore.

Hitting: Hit most home runs (37) and drove in most runs (167) against the Red Sox. Twice put together strings of 8 straight hits: July 10 thru 15, '60 and Aug. 21 thru 23, '63. Holds A.L. record for most sacrifice flies, career (114).

Holds club records for games, at bats, runs, hits, doubles, triples, total bases, rbi and extra base hits. Has one-season mark for games (163, '61 & '64) and at bats (668, '61).

Fielding: Committed only 263 errors in 9,165 chances at 3rd base for a lifetime fielding percentage of .971. Appeared in a total of 29 games at 2nd base (24) and shortstop (5) and committed only one boot in 31 tries. Did not play anywhere defensively but at 3rd base after '63.

All Star Games: Played in 18 consecutive all-star games from '60 thru '74 (including two per year in '60, '61, '62). Had lifetime average of .289 (13-for-45).

Selected "mvp" in 1966 at St. Louis when he had three hits, including a home run, while handling eight chances in the field. Also homered in '67 game at Anaheim. Was also a serious contender for the award in '64 (at Shea Stadium) and '70 (at Cincinnati), when he went 2-for-3, hit a triple, scored a run, and drove in two others.

Hit three triples in all-star play and didn't make an error in 43 fielding chances.

Was elected to starting lineup in Gillette-sponsored fan vote four times ('71, '72, '73, '74) after selection was returned to fans in '70. Led A.L. players in votes in '71 (1,110,469). Started a total of 11 games. Had last hit in '71 game at Detroit.

Post Season: Played first 39 post season games in which the Orioles were involved, and batted a composite .303 (44-for-145)—.348 in 1 ALCS games and .263 in 21 WS games.

WS: Homered in first WS at bat in first inning against Dodgers (at Dodger Stadium) in '66 immediately following Frank Robinson's two-run homer (both were off Don Drysdale).

Was landslide "mvp" in '70 vs. Reds. Hit .429 (9-for-21) and was brilliant on defense. His nine hits tied record for most hits in five-game series. He also contributed six rbi, two doubles, and two homers. Erred on first fielding chance then handled 23 more flawlessly, many of them brilliantly. Stole at least two hits each from Johnny Bench and Lee May. It was during the series that Lee gave him the nickname "Hoover" (as in vacuum cleaners). Made three errors in '76 world series chances.

ALCS: Had .486 average (18-for-37) after first three championship series (O's swept them all in three straight games). His lone hit in last CS in '74 was a first game homer off Oakland's "Catfish" Hunter.

Major League Lifetime Records, 3B: Highest fielding percentage, 100 or more games (.971). Most seasons (23). Most games (2,687). Most chances accepted, excluding errors (8,902). Most putouts (2,697). Most assists (6,205). Most double plays (618). Most seasons leading league in games (8). Most seasons leading league in assists (8).

American League Lifetime Records: Most seasons leading league in fielding (11). Most seasons leading league in chances accepted, excluding errors (8 tie). Most games season (163, '61 & '64).

Nothing Is Forever: His 268th and last home run provided one of the most emotional experiences in Orioles' history. It was Apr. 19, '77 at Memorial Stadium, the O's trailed the Indians, 5-2, in the 10th. With one out and runners on 1st and 2nd, **Lee May** singled in a run. The O's now trailed by 2 as Brooks came to the plate as a pinch-hitter for **Larry Harlow**. He ran the count to "3 & 2", fouled off a number of pitches, then hit a home run into the left field stands off reliever **Dave LaRoche** to win the game, 6-5. There were only 4,826 fans at the ballpark that night, but none of them will ever forget the moment.

Signed for '77 as player-coach, but became coach exclusively on Sunday, Aug. 21, when he went on the voluntarily retired list (in Minnesota) to make room on the roster for catcher **Rick Dempsey** who was returning to duty after 6 weeks on the disabled list.

An Orioles' record regular season crowd of 51,798 attended "Thanks Brooks" Day on Sunday, Sep. 18, '77, against the Red Sox to pay tribute to the most important and beloved Oriole of modern times.

YEAR CLUB	AVG.	G	AB	R	H	2B	3B	HR	RBI	BB	SO	SB	CS	HP
1955 York—1	.331	95	354	72	117	17	3	11	67	47	64	1	—	6
Baltimore	.091	6	22	0	2	0	0	0	1	0	10	0	0	0
1956 San Antonio	.272	154	577	72	157	28	6	9	74	54	57	1	2	4
Baltimore	.227	15	44	5	10	4	0	1	1	1	5	0	0	0
1957 Baltimore	.239	50	117	13	28	6	1	2	14	7	10	1	0	1
San Antonio	.266	33	124	10	33	5	1	1	9	5	16	0	1	0
1958 Baltimore	.238	145	463	31	110	16	3	3	32	31	51	1	2	5
1959 Baltimore	.284	88	313	29	89	15	2	4	24	17	37	2	2	2
Vancouver	.331	42	163	20	54	9	2	6	30	6	14	2	1	0
1960 Baltimore	.294	152	595	74	175	27	9	14	88	35	49	2	2	0
1961 Baltimore	.287	163	668	89	192	38	7	7	61	47	57	1	3	4
1962 Baltimore	.303	162	634	77	192	29	9	23	86	42	70	3	1	1
1963 Baltimore	.251	161	589	67	148	26	4	11	67	46	84	2	3	1
1964 Baltimore	.317	163	612	82	194	35	3	28	118	51	64	1	0	4
1965 Baltimore	.297	144	559	81	166	25	2	18	80	47	47	3	0	2
1966 Baltimore	.269	157	620	91	167	35	2	23	100	56	36	2	3	5
1967 Baltimore	.269	158	610	88	164	25	5	22	77	54	54	1	1	4
1968 Baltimore	.253	162	608	65	154	36	6	17	75	44	55	1	1	4
1969 Baltimore	.234	156	598	73	140	21	3	23	84	56	55	2	1	3
1970 Baltimore	.276	158	608	84	168	31	4	18	94	53	53	1	1	4
1971 Baltimore	.272	156	589	67	160	21	1	20	92	63	50	0	0	3
1972 Baltimore	.250	153	556	48	139	23	2	8	64	43	45	1	0	2
1973 Baltimore	.257	155	549	53	141	17	2	9	72	55	50	2	0	3
1974 Baltimore	.288	153	553	46	159	27	0	7	59	56	47	2	0	3
1975 Baltimore	.201	144	482	50	97	15	1	6	53	44	33	0	0	1
1976 Baltimore	.211	71	218	16	46	8	2	3	11	8	24	0	0	1
1977 Baltimore	.149	24	47	3	7	2	0	1	4	4	4	0	0	0
M.L. Totals	.267	2896	10654	1232	2842	482	68	268	1357	860	989	28	23	53

1—Signed by Baltimore as free agent on 6/1/55.

League Championship Series Record

YEAR CLUB	AVG.	G	AB	R	H	2B	3B	HR	RBI	BB	SO	SB	CS	HP
1969 Bal. vs. Min.	.500	3	14	1	7	1	0	0	0	0	0	0	0	0
1970 Bal. vs. Min.	.583	3	12	3	7	2	0	0	1	0	1	0	0	0
1971 Bal. vs. Oak.	.364	3	11	2	4	1	0	1	3	0	1	0	0	0
1973 Bal. vs. Oak.	.250	5	20	1	5	2	0	0	2	1	1	0	0	0
1974 Bal. vs. Oak.	.083	4	12	1	1	0	0	1	1	1	0	0	0	0
L.C.S. Totals	.348	18	69	8	24	6	0	2	7	2	3	0	0	0

(Cont. on page 106)

BROOKS ROBINSON (Cont.)

World Series Record

YEAR CLUB	AVG.	G	AB	R	H	2B	3B	HR	RBI	BB	SO	SB	CS	HP
1966 Bal. vs. L.A.	.214	4	14	2	3	0	0	1	1	1	0	0	0	0
1969 Bal. vs. N.Y.	.053	5	19	0	1	0	0	0	2	0	3	0	0	0
1970 Bal. vs. Cin.	.429	5	21	5	9	2	0	2	6	0	2	0	0	0
1971 Bal. vs. Pit.	.318	7	22	2	7	0	0	0	5	3	1	0	0	0
W.S. Totals	.263	21	76	9	20	2	0	3	14	4	6	0	0	0


All-Star Game Record

YEAR CLUB	AVG.	G	AB	R	H	2B	3B	HR	RBI	BB	SO	SB	CS	HP
1960-74	.289	18	45	5	13	0	3	1	5	2	4	0	0	1

"THANKS, EDDIE"

EDDIE CLARENCE MURRAY

Born: Feb. 24, 1956
Height: 6'2"; **Weight:** 224
Bats: L-R; **Throws:** R
Position: First base
Birthplace/Residence: Los Angeles, CA.
Tenure: 12 years.
Signed Originally with: Orioles.



Take a minute to review some of the highlights of Eddie Murray's achievements during 12 seasons in Baltimore, and you'll understand why **we are retiring his Orioles uniform #33. He's earned it!**

He becomes only the 5th to have been accorded that honor during the modern Orioles 35 seasons in the American League:

- #20 Frank Robinson, of ('72)
- #4 Earl Weaver, mgr ('82)
- #5 Brooks Robinson, 3b ('77)
- #22 Jim Palmer, rhp ('85)
- #33 Eddie Murray, 1b ('89)

He led the club in rbi 8 times in the last 9 years (& 9 times in 12), in home runs for 7 of the past 9 seasons, and in batting average in 6 of the last 8 . . . He won the Orioles "triple crown" 5 times, and earned the Lou Latter "Most Valuable Oriole" award a record 7 times.

After 12 years with the Orioles, Eddie ranks 1st in club history in home runs (333) and total bases (3,421) . . . He is 2nd to **Brooks Robinson** in at bats (6,245), runs (1,048), hits (2,021), doubles (351), extra-base hits (709), rbi (1,190) and game-winning rbi (166) . . . He has the 4th highest career batting average (.295) an Oriole has ever recorded.

Eddie is 3rd in games played (1,820) behind **Brooks** and **Mark Belanger** . . . He missed only 61 games in 12 years, an average of only 5 per season . . . When the Orioles play the California Angels and the Detroit Tigers this year, they'll be doing so without **Eddie Murray** for the 1st time in 13 years, since '76 . . . He never missed a game against either club.

Since he came up to the majors in '77, he has hit more home runs (333) than any other American Leaguer (**Jim Rice-331**), and, during the 80's, he has led the league in both home runs (254) and rbi (908) . . . His 117 gwrb in this decade tops the A.L. and is 2nd in the majors only to **Keith Hernandez'** 129.

He already ranks 2nd all-time in home runs by a switch hitter (333) to **Mickey Mantle's** 536, and is 3rd behind **Mantle** (1,509) and **Ted Simmons** (1,389) in rbi . . . His consistency from both sides has been remarkable considering that Eddie, a natural right-hander, didn't convert until '75. Actually, he has been slightly more effective from the left side [.298 avg., .4664-139, .507 slugging pct, one home run/20 at bats] than the right [.288 avg., 2181-629, .485 slugging pct, one home run/21 at bats].

Eddie has almost always been at his best in pressure situations. His lifetime average with the bases loaded is a powerful .412 (148-61), and his 14 grand slam home runs represent a high among active players. He ranks 8th on the all-time list (tied with the late **Gil Hodges**).

With runners in scoring position, he has a .302 (602-182) career mark . . . Over 12 seasons, he drove in 409 tying/go ahead runs, and led the club in that area for 7 of the last 9 years.

He did a lot off the field, too . . . In Aug. '85, for example, Eddie made a generous donation of more than a quarter million dollars to fund an Outward Bound Camp program in Baltimore's Leakin Park, in honor of his mother who had died the previous year. The **Carrie Murray** Outdoor Educational Campus, which serves as a base for the Chesapeake Bay Outward Bound program, was officially dedicated last September.

The goal of that project is to offer every school child within the City of Baltimore, as well as around the State of Maryland, the opportunity to participate in a program which stresses personal challenge, self-control, and inter-group relations while providing an enjoyable camping experience.

He was a co-founder with **Cal Ripken Jr.** of the "Because We Care" Program through which tickets they purchased were donated to worthy charitable groups . . . Additionally, he bought and distributed large quantities of tickets for disadvantaged youngsters.

Through the years, he has also worked on behalf of: United Cerebral Palsy, Sickle Cell Anemia, the American Red Cross, United Way, Johns Hopkins Hospital's Children's Center, the New Holiness Refuge Church, and the Park Heights Academy, which dedicated a classroom in his honor. On his own time, he also counseled Baltimore City youngsters on the importance of discipline and remaining in school.

This young man, one of 12 Murray children, has accomplished much over these past 12 years, and we were privileged to witness those achievements . . . He was a dominant player in our league and on our team, and it is entirely appropriate to provide that no other Oriole will ever wear #33 again.

Thanks for everything, Eddie. The Orioles organization, and Orioles' fans everywhere, wish you well.

YEAR CLUB	AVG.	G	AB	R	H	2B	3B	HR	RBI	BB	SO	SB	CS	HP
1973 Bluefield-1	.287	50	188	34	54	6	0	11	32	19	46	6	1	2
1974 Miami	.289	131	460	64	133	29	7	12	63	58	85	4	3	5
Asheville	.286	2	7	1	2	2	0	0	2	1	1	0	0	0
1975 Asheville	.284	124	436	66	115	13	5	17	68	53	79	7	4	4
1976 Charlotte	.298	88	299	46	89	15	2	12	46	43	41	11	3	1
Rochester	.274	54	168	35	46	6	2	11	40	34	27	3	1	1
1977 Baltimore	.283	160	611	81	173	29	2	27	88	48	104	0	1	1
1978 Baltimore	.285	161	610	85	174	32	3	27	95	70	96	6	5	1
1979 Baltimore	.295	159	606	90	179	30	2	25	99	71	78	10	2	2
1980 Baltimore	.300	158	621	100	186	36	2	32	116	54	71	7	2	2
1981 Baltimore	.294	99	378	57	111	21	2	*22	*78	40	43	2	3	1
1982 Baltimore	.316	151	550	87	174	30	1	32	110	70	82	7	2	1
1983 Baltimore	.306	156	582	115	178	30	3	33	111	86	90	5	1	3
1984 Baltimore	.306	*162	588	97	180	26	3	29	110	*107	87	10	2	2
1985 Baltimore	.297	156	583	111	173	37	1	31	124	84	68	5	2	2
1986 Baltimore	.305	137	495	61	151	25	1	17	84	78	49	3	0	0
1987 Baltimore	.277	160	618	89	171	28	3	30	91	73	80	1	2	0
1988 Baltimore	.284	161	603	75	171	27	2	28	84	75	78	5	2	0
M.L. Totals	.295	1820	6845	1048	2021	351	25	333	1190	856	926	61	24	15

GWRB: '80-16; '81-10; '82-20; '83-17; '84-19; '85-15; '86-4; '87-8. Total: 109.

* Led League * Tied for league lead

1—Selected by Orioles organization in June '73 free agent draft (3rd round regular phase) . . . Signed on 7/1/73.

League Championship Series Record

YEAR CLUB	AVG.	G	AB	R	H	2B	3B	HR	RBI	BB	SO	SB	CS	HP
1979 Bal. vs. Cal.	.417	4	12	3	5	0	0	1	5	5	2	0	0	0
1983 Bal. vs. Chi.	.267	4	15	5	4	0	0	1	3	3	3	1	0	0
L.C.S. Totals	.333	8	27	8	9	0	0	2	8	8	5	1	0	0

(Cont. on page 108)

EDDIE MURRAY (Cont.)

World Series Record

YEAR CLUB	AVG.	G	AB	R	H	2B	3B	HR	RBI	BB	SO	SB	CS	HP
1979 Bal. vs. Pit.	.154	7	26	3	4	1	0	1	2	4	4	1	0	0
1983 Bal. vs. Phil.	.250	5	20	2	5	0	0	2	3	1	4	0	0	0
W.S. Totals	.196	12	46	5	9	1	0	3	5	5	8	1	0	0

All-Star Game Record

YEAR CLUB	AVG.	G	AB	R	H	2B	3B	HR	RBI	BB	SO	SB	CS	HP
1978 A.L. at S.D.						(selected, did not appear)								
1981 A.L. at Cle.	.000	1	2	0	0	0	0	0	0	0	0	0	0	0
1982 A.L. at Mil.	.000	1	1	0	0	0	0	0	0	1	0	0	0	0
1983 A.L. at Chi.	.000	1	2	0	0	0	0	0	0	0	0	0	0	0
1984 A.L. at S.F.	.500	1	2	0	1	1	0	0	0	0	1	0	0	0
1985 A.L. at Min.	.000	1	3	0	0	0	0	0	0	0	0	0	0	0
1986 A.L. at Hou.						(selected, did not appear)								
A.S.G. Totals	.100	5	10	0	1	1	0	0	0	1	1	0	0	0

ORIOLES TRAINERS

Richie Bancells (33, Nov. 11, '55) is starting his 2nd season as the O's head trainer, his 6th year with the big club and his 13th with the Orioles' organization. Immediately before coming to Baltimore, Richie spent 4 years ('80-'83) in Rochester as the Red Wings' head trainer and traveling secretary. . . . During that time he also assisted his predecessor, the late **Ralph Salvon**, every spring at the Orioles' Miami training camp.

A Key West native, Richie is a graduate of Miami's Biscayne College (now St. Thomas University), and earned an M.S. in physical education from Eastern Kentucky University (Richmond, KY) . . . He is certified by the National Athletic Trainers Association (NATA).

He 1st joined the Baltimore organization as assistant trainer with the Miami Orioles (Class A, Florida State League) in '77, then served as head trainer for the Bluefield, WV Orioles (Appalachian Rookie League) the next 2 years ('78-'79) before moving on to Rochester in '80.

He and his wife, **Carol**, have 2 children: **Christopher** (July 8, '80) and **Andrea** (Aug. 18, '85). **Carol** is also a graduate of Biscayne College, where she received a degree in theology and education.

Jamie Reed (29, June 15, '59), is beginning his 1st full year as the Orioles' assistant trainer, but this will be his 8th season in the organization. He joined up, as head trainer for the Bluefield (WV) Orioles (Rookie Appalachian League) in '82, right after taking a degree in sports medicine at East Carolina University (Greenville, NC).

Jamie moved up the ladder quickly, first to Hagerstown (Carolina) in '83, then to Charlotte (Southern) in '84 . . . The following year ('85) he became head trainer/traveling secretary for the Red Wings in Rochester and remained there thru last season. He came up to the Orioles to assist **Richie Bancells** last September following the Little World Series (Triple Alliance Classic), which the Red Wings lost in 6 games to the Indianapolis Indians (American Association).

Jamie, who is certified by the National Athletic Trainers Association (NATA), spent much of the past winter (Oct. 15 thru Dec. 31) as trainer for the U.S. Naval Academy's basketball team, a position he had filled twice before during the baseball offseason . . . He's also worked as a trainer in the Venezuelan Winter League.

Though born in Baltimore, Jamie grew up in Annapolis. He was a '77 graduate of St. Mary's High School where he played varsity football and lacrosse.

He and his wife **Jean**, an Annapolis native who is also a graduate of St. Mary's High and East Carolina University, have 3 children: **Zachary** (Nov. 10, '83), **Rebecca** (Apr. 16, '86) and **Rachel** (Nov. 29, '88) . . . The Reeds now live in Baltimore.

ORIOLES' STRENGTH AND CONDITIONING COACH

Allan (Al) Johnson (33, Dec. 16, '55) joined the Orioles from West Virginia University where he was responsible for administering the strength and conditioning programs for all 19 of the sports in which the Mountaineers participate. He is one of only 4 full-time strength & conditioning coaches in major league baseball (the White Sox, A's & Phillies are the only others to have them).

Born the youngest of 11 children (8 brothers, 2 sisters) in Parkersburg, WV, Al was all-state in the discus and as a football offensive guard and center at Parkersburg High School . . . He was all-conference in both sports during 3 years at West Virginia Tech (Charleston) before transferring to Glenville State College, where he graduated in '79.

After 2 years as head football and assistant track and baseball coach at Federal Hocking High School in Stewart, OH (just over the WV border), he went to West Virginia University as a graduate assistant, and a year later was named head strength/conditioning coach.

During his 7 years in Morgantown, the 19 sports in which he was involved won 78% of all their sports contests . . . At West Virginia, Al was instrumental in completing the computerization of athletic fitness assessments on all 343 intercollegiate athletes on the campus, and in the construction of a new 7,000-square foot conditioning center. As his last official act at WVU, he accompanied the football team to the Fiesta Bowl where the Mountaineers lost to Notre Dame for the national championship.

He and his wife, **Jan**, have one son: **Adam** (Apr. 16, '87).

★ ★ ★

RALPH SALVON

Ralph Salvon, who spent the last 23 years ('66-'88) as an Orioles Trainer, passed away last July at the age of 60.

Known affectionately as "Ralphie" by one and all, he was a friend and confidant of virtually everyone who played or worked here during his long tenure with the Orioles.

He is gone, but won't be forgotten. A new restaurant opening this spring in Baltimore County will be called "Ralphie's Diner" by his good friends Hersh and Michael Pachino, and, when the new ballpark opens in '92, the state-of-the-art training facility will be named after him.

Everyone is invited to see the "Tribute to Ralphie" exhibit currently on display in the Orioles office at Memorial Stadium.

★ ★ ★

BEST & WORST MONTHS IN ORIOLES HISTORY

MONTH	MOST WINS	MOST LOSSES	HIGHEST PCT.	LOWEST PCT.
April	16- 7 ('69)	1-22 ('88)	.917, 11-1 ('66)	.043, 1-22 ('88)
May	21- 8 ('81)	10-19 ('55)	.724, 21-8 ('81)	.333, 9-18 ('54)
	21-10 ('64)			
June	25- 8 ('66)	5-23 ('87)	.788, 25-8 ('66)	.179, 5-23 ('87)
July	20- 8 ('77)	9-21 ('54)	.714, 20-8 ('77)	.300, 9-21 ('54)
		10-21 ('55)		
August	22- 8 ('60)	7-25 ('54)	.733, 22-8 ('60, '70)	.219, 7-25 ('54)
	22-12 ('68)			
	22- 8 ('70)			
Sept.-Oct.	25- 6 ('74)	8-24 ('86)	.806, 25-6 ('74)	.222, 7-24 ('87)
		7-24 ('87)		

*Lowest in A.L. history

★ ★ ★

ORIOLES A.L. PLAYER OF THE MONTH AWARDS

YEAR	PLAYER	MONTH	YEAR	PLAYER	MONTH
1975	Jim Palmer, p	Aug.	1981	Dennis Martinez, p	Sep.
				(tied with Larry Gura, K.C.)	
1976	Reggie Jackson, of	Jul.			
1978	Doug DeCinces, 3b	Jul.	1982	Eddie Murray, 1b	Apr.
				Tippy Martinez, p	July
1980	Steve Stone, p	Jun.		Jim Palmer, p	Aug.
	Tim Stoddard, p	Sep.			
	Eddie Murray, 1b	Sep.	1983	Scott McGregor, p	July
	(tied with Jim Rice, Bos.)			Cal Ripken, ss	Sep.
1981	Ken Singleton, of	Apr.	1984	Eddie Murray, 1b	May
	Eddie Murray, 1b	Sep.		Mike Boddicker, p	May
	(tied with Willie Wilson, K.C.)		1986	Don Aase, p	May

NOTE: In 1979 the American League started a Pitcher of the Month Award, in addition to the Player of the Month.

MANAGERS AND COACHES

20


FRANK ROBINSON

Born: Aug. 31, 1935
Height: 6'1"; **Weight:** 195
Batted: R; **Threw:** R
Position: Outfield

Birthplace/Residence: Born in Beaumont, TX, but grew up in Oakland, CA... Now lives in Bel Air, CA (near Los Angeles) and Baltimore.

Tenure: Beginning his 37th year in professional baseball including 21 years as a player and the equivalent of 7 full seasons as a major league manager... This will be his 14th season with the Orioles, for whom he has been player, coach, manager and front office official.

Signed Originally with: Cincinnati.



HALL OF FAME: He was elected to the Hall of Fame at Cooperstown in '82 along with **Hank Aaron** after being named on 89% of the ballots cast (370-415). That was the 1st of 4 straight years during which a former Oriole was named to the Hall. Frank is one of only 18 to have been elected to the Hall in his 1st year of eligibility (that list includes former teammate **Brooks Robinson**.)

Frank was 2nd of 6 O's to be so honored (date of election in paren): **Robin Roberts** ('76), **Brooks Robinson** ('83), **George Kell** ('83), **Luis Aparicio** ('84) and **Hoyt Wilhelm** ('85). In their official Hall of Fame portraits, **Frank & Brooks** are the only 2 of the above wearing Orioles' uniforms.

ORIOLES RETIRED NUMBERS

No.	Player	Year	No.	Player	Year
20	Frank Robinson (of)	1972	4	Earl Weaver (mgr)	1982
5	Brooks Robinson (3b)	1977	22	Jim Palmer (rhp)	1985
33	Eddie Murray (1b)	1989			

MANAGING/COACHING

Frank has managed the Cleveland Indians ('75-'77), Rochester Red Wings ('78), San Francisco Giants ('81-'84) and Orioles ('88-), as well as the Santurce Crabbers in the Puerto Rican League for 7 winters and the Culiacan Club in the Mexican Pacific Winter League ('77-'78).

ORIOLES: Frank replaced **Cal Ripken** on Apr. 12, '88, becoming the Orioles 8th manager (excluding interim manager **Luman Harris**, who in Sep. '61 filled out **Paul Richards'** final year).

He took over with the club at 0-6, and lost his first 15 games until the club snapped its record start-of-the-season losing streak at 21 (Apr. 29)... His overall record was 54-101... After the first 15 games, it was 54-86 (starting Apr. 29).

Twice during the year he handed the reins to **Ellie Hendricks** because of a bad back... Frank missed 4 games from May 18 thru 20 (O's were 1-3) after being hospitalized, then missed 2 weeks from July 15 thru 28 during which he underwent surgery for the removal of a ruptured disc by club orthopedist, **Dr. Charles Silberstein** (O's were 3-8 in that span)... The cumulative record during Frank's absence was 4-11.

Orioles Managers Won-Lost Records

Joe Altobelli (212-167, .559)	Billy Hitchcock (163-161, .503)
Hank Bauer (407-318, .561)	Paul Richards (517-539, .490)
Jimmy Dykes (54-100, .351)	Cal Ripken Sr. (68-101, .402)
Luman Harris (17-10, .630)	Frank Robinson (54-101, .348)
	Earl Weaver (1480-1060, .583)

Over the past winter, Frank reassembled his coaching staff, retaining only one of the coaches he inherited last year. That was **Ellie Hendricks**, whose relationship with Frank dates back to '68 when both played for the Orioles.

FRANK ROBINSON (Cont.)

He asked **Cal Ripken Sr.**, whom he replaced as manager in April, to return as 3rd base coach; hired **Tom McCraw** with whom he had played and/or worked in Anaheim, Cleveland, and San Francisco, as his batting coach; grabbed **Johnny Oates**, another former Orioles' teammate, from Rochester where he had managed the Red Wings to the Governor's Cup, and appointed, as pitching coach, **Al Jackson**, the highly regarded former minor league pitching instructor in the acclaimed New York Mets' system (**McCraw** was also in the Mets' system before joining the O's).

At the time he took over the ballclub last spring, he was functioning for the 1st time in his career as a front office official with the title, special assistant to the president (**Edward Bennett Williams**).

This is Frank's 2nd tour of duty with the O's since he played here ('66 thru '71).

He returned as a coach in '78, but spent most of that season managing in Rochester before moving back to Baltimore as a coach in '79 and '80. In the pennant-winning year '79, he was credited with helping to improve substantially the quality of the club's defense. In '80 he replaced **Jim Frey** (who left to manage the K.C. Royals) as the O's batting and 1st base coach... Frank, himself, departed in '80 to manage the San Francisco Giants.

Frank came back to Balmer 5 years later in '85, after nearly 4 seasons in San Francisco and a short stint ('84) as a coach with the Milwaukee Brewers (**Harry Dalton** hired him for Milwaukee the day after he was let go by the Giants... Frank had also worked with **Dalton** in Baltimore and Anaheim)...

For the next 3 seasons, he served as bench/outfield coach under 3 managers: **Joe Altobelli** ('85), **Earl Weaver** ('85-'86) and **Cal Ripken** ('87), before his appointment as special assistant to the president in October '87.

SAN FRANCISCO GIANTS: Named manager Jan 14, '81, replacing **Dave Bristol** (who in turn had replaced **Joe Altobelli**), and led the club to its 1st winning seasons since **Altobelli** did it in '78. The years '81 & '82 were the Giants' 1st winning seasons back-to-back in a decade. In '83 and '84, however, the club dipped below .500, and on Aug. 4, '84, Frank was dismissed in favor of interim skipper **Danny Ozark**.

During his tenure in San Francisco 2 former O's players served on his staff: **Don Buford** (now the O's director of field operations/instruction) and **Herm Starrette** (O's '88 pitching coach), as well as **McCraw** (the O's '89 batting coach).

Record As Manager

YEAR	CLUB	WON	LOST	PCT.	G.B.	POSITION
1975	Cleveland	79	80	.497	17	4th
1976	Cleveland	81	78	.509	16	4th
1977	Cleveland	26	31	.456	8	5th
1978	Rochester	58	64	.475	17	6th
1981	San Francisco	56	55	.505	10 3/4	5th/3rd*
1982	San Francisco	87	75	.537	2	3rd
1983	San Francisco	79	83	.488	12	5th
1984	San Francisco	42	64	.396	22	6th
1988	Baltimore	54	101	.348	34 1/2	7th

Major League Totals

*split season

ROCHESTER RED WINGS ('78): He started the season as an O's coach, but after **Ken Boyer** left the Wings to manage the St. Louis Cardinals (Apr. 28), Frank replaced him at Rochester (May 9) and went 58-64 the rest of the way, before returning to Baltimore the following season... **Doc Edwards** managed the Wings in '79.

CLEVELAND INDIANS ('74-'77): Frank joined the Indians as a player on Sep. 12, '74, from California in a trade. Then, 3 weeks later, on Oct. 4, the day after the season ended, he was named the first black major league manager in baseball history, replacing **Ken Aspromonte**.

Frank made a dramatic debut as playing manager on Apr. 8, '75, before some 55,000 opening day fans at Cleveland Stadium. In his 1st at bat of that 1st game (he was dh, batting 2nd), Frank homered off **Doc Medich** (later that inning, ex-Oriole teammate **Boog Powell** also homered).

The Indians won the game, 5-3, and Frank's effort was voted "most memorable moment" in Tribe history by Cleveland fans during baseball's observance of the U.S. bicentennial celebration.

FRANK ROBINSON (Cont.)

In that 1st year, the Indians fell to 15 games below .500 by late June, but rallied and wound up 4th, just one game under . . . The next season, '76, they finished 3 games over . . . However, after a slow '77 start, Frank was released on June 19 and succeeded by **Jeff Torborg**.

For the rest of that year he coached with the Angels under Manager **Dave Garcia**, who had been his 3rd base coach in Cleveland in '75-'76.

PLAYING CAREER

MAJOR LEAGUE LEADER: He played for 21 seasons in the majors and is among the top ranking players of all time in 10 categories.

His 586 home runs represent the 4th highest figure in major league history behind **Hank Aaron** (755), **Babe Ruth** (714) and **Willie Mays** (660) . . . See "500 Home Run Hitters on page xx.

In addition, Frank ranks high in the following: games-2,808 (12th) . . . at bats-10,006 (14th) . . . runs-1,829 (10th) . . . hits-2,943 (20th) . . . doubles-528 (18th) . . . rbi-1,812 (12th) . . . total bases-5,373 (8th) . . . walks-1,420 (18th) and hit by pitches-198 (3rd) behind **Don Baylor**-267 and **Ron Hunt**-243.

"MVP", BOTH LEAGUES: He is the only player ever to win BBWAA "MVP" award in both leagues . . . He won the N.L. award in '61 and the A.L. in '66 . . . In addition, he was "MVP" in the '66 World Series and '71 All-Star game.

TRIPLE CROWN: Is one of only 11 players to have won the "Triple Crown" (accomplished 13 times, 2 each by **Ted Williams** and **Rogers Hornsby**) . . . Frank did it in '66 with the O's. He, **Mantle** ('56) and **Carl Yastrzemski** ('67) are the only Triple Crown winners in the past 41 years (since **Williams**' second in '47).

HOME RUNS

He hit 343 in the N.L. and 243 in the A.L. . . . 388 were hit off righthanders and 198 off lefthanders.

VS. N.L. OPPONENTS: Astros (Colts)-11 . . . Braves-54 . . . Cardinals-46 . . . Cubs-54 . . . Dodgers-42 . . . Expos-0 . . . Giants-49 . . . Mets-12 . . . Padres-1 . . . Phillies-38 . . . Pirates-34 . . . Reds-2.

VS. A.L. OPPONENTS: Angels-14 . . . A's-20 . . . Brewers (Pilots)-14 . . . Indians-25 . . . Orioles-6 . . . Rangers (Senators)-31 . . . Red Sox-37 . . . Royals-15 . . . Tigers-28 . . . Twins-22 . . . White Sox-17 . . . Yankees-14.

33 PARKS: Frank holds the major league record for hitting home runs in most ballparks (33), including both regular season and World Series play . . . **Hank Aaron** is second at 32.

Among those, Crosley Field in Cincinnati (176) and Memorial Stadium (103) rank one-two in frequency . . . There were four stadia in which he played but did not hit a home run: Houston's Astrodome, Montreal's Expos Stadium, Sicks' Stadium in Seattle ('69 only) and Busch Stadium in St. Louis.

In regular season play Frank homered in 32 parks. His 33rd was Pittsburgh's Three Rivers in the '71 World Series . . . **Aaron** homered in 31 parks in regular season but added Yankee Stadium in the '57 World Series.

GRAND SLAMS: Hit a total of seven slams, five of them in the N.L. . . . His only two bases loaded homers in the A.L. were hit in successive innings on Aug. 20, '70 at R.F.K. Stadium in Washington off Senators' **Joe Coleman** and **Joe Grzenda** . . . Frank, **Jim Gentile** and **Jim Northrup** are the only ones ever to hit slams in successive plate appearances, though a total of seven have hit 2 in one game.

2 OR MORE/GAME: Hit two or more homers in a game 54 times (ranks 5th in major league history) . . . Hit three in a game for Reds at Crosley Field vs. St. Louis on Aug. 22, '59 . . . Had 16 two-homer games for O's.

HR ODDS AND ENDS: Hit his first at Wrigley Field off the Cubs' **Paul Minner** on Apr. 28, '56 and his last at Anaheim Stadium on July 6, '76 off the Angels' **Sid Monge** . . . Hit most off N.L. righthander **Larry Jackson** (10) . . . Hit the first homer and scored the first run in ALCS history, in game #1 in '69 at Baltimore off the Twins' **Jim Perry**.

HRS-ORIOLES: Hit his 500th major league homer in Baltimore in the 2nd game of a two-night doubleheader against the Tigers' lefthander **Fred Scherman** Sep. 13, '71. At the time, he ranked 11th on the all-time list just behind **Harmon Killebrew** who had reached that milestone earlier that year . . . After leaving Baltimore, Frank jumped past **Killebrew**, **Mel Ott**, **Ernie Banks**, **Eddie Mathews**, **Ted Williams**, **Jimmie Foxx** and **Mickey Mantle**.

Frank became the first (and only) player ever to hit a ball completely out of Memorial Stadium on May 8, '66 (second game) when he blasted a **Luis Tiant** (Cleveland) offering over the left field stands.

He set a major league record by hitting ten home runs in the month of April '69, but that mark has since been pushed to 11 by **Willie Stargell**, **Mike Schmidt** and **Graig Nettles**.

Set a club record with 49 homers in '66 . . . Also set marks that year for most homers by an Oriole against one opponent (11 vs. Det.) and most home runs, Memorial Stadium (27).

OTHER CAREER HIGHLIGHTS

LAST GAME AS A PLAYER: Frank played in his last game as a player on Sep. 18, '76 at Cleveland vs. Baltimore. He put himself in as a pinch-hitter for **Frank Duffy** in the 8th inning and singled in a run off **Rudy May**.

ALL-STAR GAMES: Appeared in 11 all-star games as a player (six with Cincinnati, four with Baltimore and one with California) and served as a coach in '76 while managing for Cleveland . . . Was "MVP" in '71 game at Detroit . . . Hit a 2-run homer off **Dock Ellis** to put A.L. ahead to stay in 3rd inning (**Reggie Jackson** hit another with one on off **Ellis** in same inning).

Hit .250 (24-6) in all-star play with two home runs . . . Went 3-for-3 for the N.L. in '59 (at L.A. Coliseum) and homered off **Early Wynn**.

WORLD SERIES: Hit two key homers in '66 vs. Dodgers, both off **Don Drysdale**, to win Sport Magazine sports car . . . Hit his first in the opening inning of game #1 at Dodger Stadium with **Russ Snyder** aboard (**Brooks** followed immediately with another and the O's led 3-0 before the Dodgers batted) . . . O's won the game 5-2 . . . In game #4 his 4th inning inning solo provided the only run as the O's completed their sweep behind **Dave McNally**.

In '71, game #6 vs. Pittsburgh in Baltimore, Frank's base running in the 10th inning allowed the O's to tie the series at three games apiece . . . He drew a one out walk, and despite ailing legs and sore Achilles Tendon, went from first to third on **Merv Rettenmund**'s single up the middle just evading **Richie Hebner**'s tag with a head first slide . . . Then, he scored on **Brooks'** short sac fly to **Vic Davalillio** in center.

CINCINNATI: Spent ten full years with the Reds after three seasons in their farm system. Was N.L. "Rookie of the Year" in '56 . . . Tied league record for homers by a rookie (38, set by **Wally Berger** of the Braves), and set a rookie mark by being hit by pitched balls 20 times.

Won a Gold Glove in '58 . . . Led the N.L. three straight years in slugging percentage ('60-'61-'62) . . . Won N.L. "MVP" in '61 . . . Set personal career highs in '62 in average (.342), hits (208), doubles (51) and rbi (136) . . . Set N.L. record by leading in hit by pitcher for six straight years ('60 thru '65).

BALTIMORE: O's won four A.L. pennants and two world championships during his six years in Baltimore.

Won Triple Crown and MVP awards in A.L. and World Series in '66 . . . In addition to leading the league in average (.316), home runs (49) and rbi (122), he also paced the loop in total bases (367), runs (122) and slugging (.637).

Was batting .337 in late June '67 when he sustained serious injury in a second base collision with the White Sox' **Al Weis** . . . Missed a month and suffered from double vision for a year and a half afterward . . . Though he wound up with a .311 average that year, he slipped to .268 (with 15 homers and 52 rbi) in '68 while still recovering from that injury, compounded by an attack of mumps and a muscle tear in his right shoulder.

He returned to form the following spring and helped lead the O's to three straight pennants in '69, '70 and '71.

LONG HOME RUNS/MEMORIAL STADIUM

The longest "measured" home run ever hit in Memorial Stadium was a 471' drive by **Harmon Killebrew** on May 24, 1964 off Milt Pappas over the hedge in left-center field . . . This exceeded by two feet the only other blast that has ever cleared the hedge . . . That was one by **Boog Powell** 469' to the same area off Boston's **Don Schwall** on June 22, 1962. Aside from these there have been three balls hit into the hedge (approximately 450'), by **Mickey Mantle** in 1954, by **Powell** in 1965 and by **Frank Robinson** in 1967.

Frank Robinson is the only player to have hit a ball completely out of Memorial Stadium. In the second game of a doubleheader with Cleveland on May 8, 1966, Frank hit a **Luis Tiant** offering over the left field stands and into the parking lot beyond, a drive that measured 451' on the fly and rolled to a stop 540' away from home plate.

FRANK ROBINSON (Cont.)

Following his trade to the Dodgers in Dec. '71, Frank's uniform #20 was retired. He was the first Oriole player to be so honored . . . In '77, he and Brooks became the first players to be inducted into the new Orioles Hall of Fame, originated by the Oriole Advocates in cooperation with the ballclub.

DODGERS-ANGELS: After one year ('72) in Los Angeles where he played for **Walter Alston**, Frank was traded to the Angels. At Anaheim he played nearly 2 years under **Bobby Winkles** and **Dick Williams**.

PERSONAL: One of 11 children . . . Graduated from McClymonds High School (Oakland) . . . Was basketball teammate of **Bill Russell** and played baseball there with **Vada Pinson**, **Willie Tasby** and **Charlie Beamon** . . . Hobbies: movies, music and Lakers basketball games . . . Attended Xavier University in Cincinnati.

Frank and his wife, the former **Barbara Anne Cole**, were married Oct. 28, '61 . . . They have 2 children: **Frank Kevin** (9/8/62) and **Nichelle** (8/24/65) . . . **Barbara** is a real estate agent in the Bel Air area.

YEAR CLUB	AVG.	G	AB	R	H	2B	3B	HR	RBI	BB	SO	SB	CS	HP
1953 Ogden	.348	72	270	70	94	20	6	17	83	53	69	3	—	10
1954 Tulsa	.267	8	30	4	8	0	0	0	1	—	—	—	—	—
1955 Columbia	.336	132	491	112	165	32	9	25	110	88	65	6	—	5
1956 Cincinnati	.263	80	243	50	64	15	7	12	52	41	44	3	—	6
1957 Cincinnati	.290	152	572	122	166	27	6	38	83	64	95	8	4	20
1958 Cincinnati	.322	150	611	97	197	29	5	29	75	44	92	10	2	12
1959 Cincinnati	.269	148	554	90	149	25	6	31	83	62	80	10	1	7
1960 Cincinnati	.311	146	540	106	168	31	4	36	125	69	93	18	8	8
1961 Cincinnati	.297	139	464	86	138	33	6	31	83	82	67	13	6	9
1962 Cincinnati	.323	153	545	117	176	32	7	37	124	71	64	22	3	10
1963 Cincinnati	.342	162	609	134	208	51	2	39	136	76	62	18	9	11
1964 Cincinnati	.259	140	482	79	125	19	3	21	91	81	69	26	10	14
1965 Cincinnati	.306	156	568	103	174	38	6	29	96	79	67	23	5	9
1966 Baltimore	.296	156	582	109	172	33	5	33	113	70	100	13	9	18
1967 Baltimore	.316	155	576	122	182	34	2	49	122	87	90	8	5	10
1968 Baltimore	.311	129	479	83	149	23	7	30	94	71	84	2	3	7
1969 Baltimore	.268	130	421	69	113	27	1	15	52	73	84	11	2	12
1970 Baltimore	.308	148	539	111	166	19	5	32	100	88	62	9	3	13
1971 Baltimore	.306	132	471	88	144	24	1	25	78	69	70	1	1	7
1972 L.A.—3	.281	133	455	82	128	16	2	28	99	52	76	2	3	2
1973 California	.251	103	342	41	86	6	1	19	59	55	76	2	3	2
1974 Cal.—4	.266	147	534	85	142	29	0	30	97	82	93	1	1	10
1975 Cleveland	.245	144	477	81	117	27	3	22	66	85	95	5	2	10
1976 Cleveland	.237	49	118	19	28	5	0	9	24	29	15	0	0	0
1977 Cleveland	.224	36	67	5	15	0	0	3	10	11	12	0	0	0
A.L. Totals	.286	1203	4137	745	1184	204	21	243	744	667	667	40	19	78
N.L. Totals	.300	1605	5869	1084	1759	324	51	343	1068	753	865	163	58	120
M.L. Totals	.294	2808	10006	1829	2943	528	72	586	1812	1420	1532	203	77	198

- 1—Acquired from Cincinnati on 12/9/65 in deal for pitchers Mit Pappas and Jack Baldschun and outfielder Dick Simpson.
 2—Acquired to Los Angeles Dodgers on 12/2/71 with pitcher Pete Richert in deal for pitchers Doyle Alexander and Bob O'Brien, catcher Sergio Robles and 1st baseman-outfielder Royle Stillman.
 3—Acquired by California Angels from Dodgers with infielders Billy Grabarkewitz and Bobby Valentine and pitchers Bill Singer and Mike Strahler in deal for 3rd baseman Ken McMullen and pitcher Andy Messersmith on 11/28/72.
 4—Acquired by Cleveland Indians from Angels in deal for outfielder Rusty Torres and catcher Ken Suarez on 9/12/74.

TOP 12 CAREER HOME RUN LEADERS

1. Henry L. Aaron (RHB)	755	8. Mickey C. Mantle (SWB)	536
2. George H. Ruth (LHB)	714	9. James E. Foxx (RHB)	534
3. Willie H. Mays (RHB)	660	10T. Theodore S. Williams (LHB)	521
4. Frank Robinson (RHB)	586	10T. Willie L. McCovey (LHB)	521
5. Harmon K. Killebrew (RHB)	573	12T. Edwin L. Mathews (LHB)	512
6. Reginald M. Jackson (LHB)	563	12T. Ernest Banks (RHB)	512
7. Michael J. Schmidt (RHB)	542	14. Melvin T. Ott	511

LIFETIME HOME RUN LEADERS VS. ORIOLES

1. 70½—Harmon Killebrew ('54-'75)	7. 35—Frank Howard ('65-'73)
2. 44—Mickey Mantle ('54-'68)	8. 33—Carl Yastrzemski ('61-'83)
3. T 40½—Reggie Jackson ('67-'87)	9. 30—Graig Nettles ('67-'83)
3. T 40½—Al Kaline ('54-'74)	10. T 29—Roy Sievers ('54-'65)
5. 39—Rocky Colavito ('55-'68)	10. T 29—Norm Cash ('58-'75)
6. 36—Jim Rice ('74-'87)	

½—Includes 2 HR in ALCS competition.

ELROD (ELLIE) JEROME HENDRICKS


44

Born: Dec. 22, 1940
Height: 6'1"; **Weight:** 185
Batted, L; Threw, R
Position: Catcher

Birthplace/Residence: Born and raised in St. Thomas, V.I. . . . Has lived in Baltimore area (Randallstown) since '70.

Tenure: Has spent 30 years in professional baseball (thru '88) . . . Had 10 years, 89 days service as a major league player.

Signed Originally with: Milwaukee (Atlanta) Braves.



MAJOR LEAGUE CAREER

BALTIMORE ORGANIZATION: When he 1st joined the Orioles in '68, Ellie had spent 9 seasons in the minor leagues . . . During the 21 years that have elapsed since, Ellie has been with Baltimore just over 19½ seasons.

He played for the Cubs during the last 6 weeks of '72 (Tommy Davis deal) before returning to the O's over the winter . . . Then he logged 1½ years in the Yankees' organization from June '76 thru the '77 season, before rejoining the Orioles again.

MANAGERIAL DEBUT '88: Ellie twice substituted for **Frank Robinson** as manager last season when the latter was hospitalized with a bad back . . . Ellie managed 4 games from May 18-20 (1-3), then took over again for 2 weeks from July 15 thru 28 (3-8) . . . His cumulative record during **Frank's** 2 absences was 4-11.

COACHING: Ellie is entering his 13th year as the O's bullpen coach since his appointment to that position in '77 during **Earl Weaver's** 1st tour of duty.

Player-Coach: Twice during this span he's served as player-coach . . . In '78 he was activated on May 18, replacing **Gary Roenicke** who had been sent down, and remained on the roster for the balance of the year in the dual capacity.

In 13 games that year he hit .333 (18-6), and, in his one career pitching stint, compiled an 0.00 era, thus leading the club, in a sense, in both categories (to be fair, he was tied in era with **Dave Ford**, who pitched 15 scoreless innings).

His pitching career took place on June 26 in Toronto, where the O's were absorbing a 24-10 pasting . . . He worked 2.1 innings, allowed no runs, one hit and one walk while putting an end to the carnage inflicted upon 4 predecessors (**Mike Flanagan**, **Joe Kerrigan**, **Tippy Martinez**, and outfielder **Larry Harlow**). **Don Stanhouse** then pitched the 9th and also held the Jays scoreless.

In '79 he coached exclusively all year until Sep. 1 when the roster expanded to 40 players . . . He made only one appearance, his last in the major leagues, at Detroit on Sep. 19, and went 0-for-1 . . . He was not eligible for postseason play.

All Star: He was the A.L.'s batting practice catcher and bullpen coach for the '82 all-star game in Montreal.

YANKEES '76-'77: In '76, he played in 26 games for the Yankees after the June 15 trade from Baltimore and batted .210 (57-12).

Spent '77 shuttling between New York and Syracuse. He played in only 10 games for the Yankees and was not eligible for post-season play.

ORIOLES '68-'76: Ellie had been with the O's for nearly 9 full years when he was traded to the Cubs for **Tommy Davis** in Aug. '72 . . . However when the season ended, he was reacquired by Baltimore.

100 Games/Year: Played in more than 100 games in each of the O's 3 pennant-winning seasons of '69-'70-'71 . . . He and **Andy Etchebarren** more or less split the regular catching job from '68 thru '71.

115

ELROD HENDRICKS (Cont.)

Weaver/Lane: Earl Weaver and Frank Lane were instrumental in convincing the O's to draft him from the Angels' AAA Seattle affiliate in Nov. '67 . . . Played for Weaver in Puerto Rico previously and Lane had scouted him in Mexico.

ALCS/WS: He compiled a .273 (66-18) average in 23 post-season games for the O's and Yankees (comprising five league championship series and four World Series).

'70 WS: Hit .364 (11-4) against the Reds with a home run and double and contributed significantly to the O's wins at Cincinnati in games #1 and #2.

In the opener, the Reds jumped out 3-0, but Ellie tied it in the 5th with a home run off **Gary Nolan** and the O's went on to win on **Brooks'** homer in the 7th . . . There was a play in the Cincinnati 6th in which Ellie was involved and that was as important as the home run.

"Carbo-Burkhart" Incident: One inning after Ellie had tied the game with his home run, the Reds had **Bernie Carbo** on 3rd representing the lead run, and only one out (**Brooks** had retired **Lee May** leading off the inning on a sensational play).

Pinch-hitter **Ty Cline** then chopped a high bouncer in front of the plate . . . As Ellie went out and grabbed it, **Carbo** headed home, Ellie dove and tagged **Carbo** a few feet up the line and umpire **Ken Burkhardt**, who had been spun around by the runners as they converged so that his back was to the play, called **Carbo** out.

Films later revealed that Ellie had tagged **Carbo** with one hand while holding the ball in the other, and that **Carbo** had missed the plate.

EARLY CAREER

PUERTO RICO: Ellie played for Santurce in the Puerto Rican Winter League each year from '60-'77, except in '71 when the O's went to Japan . . . His 112 homers in that loop rank him 2nd on the all-time list to former St. Louis Browns outfielder **Willard Brown** (120).

MINORS: He enjoyed his best minor league seasons in Jalisco in the Mexican League (AAA) where he hit 109 homers in 4 years and was known as the "Babe Ruth of Mexico" . . . In last season there ('67), he led the league in homers (41) and was 2nd in rbi (112).

He started his career in the Milwaukee Braves' organization ('59-'60), then spent 2 years at Winnipeg in the Cardinals' system ('62-'63) before going to Mexico.

★ ★ ★

PERSONAL: One of the most popular personalities ever to wear an Orioles uniform . . . He is very active in community projects in the Baltimore area . . . Speaks fluent Spanish . . . Plays the flute.

Received the first "Jack Dunn Memorial Service Award," named after the late Orioles executive and presented by the Maryland Professional Baseball Players Association in January '88 at the 35th Annual Tops in Sports Banquet . . . Ellie received the award for his "many selfless years of service to the community."

He was also selected the first "Man of the Year" by the Baltimore chapter of the National Conference of Christians and Jews in Feb. '83 in recognition of his outstanding service to the community.

He has operated a 2-week baseball camp for youngsters the past 7 summers at McDonogh School in Owings Mills.

He and his wife, **Merle**, were married Jan. 14, '70 and are the parents of two sons: **Ryan** (8/3/72) and **Ian Christopher** (11/28/76). They have lived in the Randallstown area, near Baltimore, since the early 70s.

Has 4 children by a previous marriage: **Abigail** (7/13/62), **Elrod Jr.** (4/17/64), **Elroy** (10/17/65) and **Berecia** (8/25/67).

League Championship Series Record

YEAR CLUB	AVG.	G	AB	R	H	2B	3B	HR	RBI	BB	SO	SB	CS	HP
1969 Bal. vs. Min.	.250	3	8	2	2	2	0	0	3	1	2	0	0	0
1970 Bal. vs. Min.	.400	1	5	2	2	0	0	0	0	0	1	0	0	0
1971 Bal. vs. Oak.	.500	2	4	1	2	0	0	1	2	1	1	0	0	0
1974 Bal. vs. Oak.	.167	3	6	1	1	0	0	0	0	1	3	0	0	0
1976 N.Y. vs. K.C.	1.000	1	1	0	1	0	0	0	0	0	0	0	0	0
L.C.S. Totals	.333	10	24	6	8	2	0	1	5	3	7	0	0	0

World Series Record

YEAR CLUB	AVG.	G	AB	R	H	2B	3B	HR	RBI	BB	SO	SB	CS	HP
1969 Bal. vs. N.Y.	.100	3	10	1	1	0	0	0	0	1	0	0	0	0
1970 Bal. vs. Cin.	.364	3	11	1	4	1	0	1	4	1	2	0	0	0
1971 Bal. vs. Pit.	.263	6	19	3	5	1	0	0	1	3	3	0	0	1
1976 N.Y. vs. Cin.	.000	2	2	0	0	0	0	0	0	0	0	0	0	0

W.S. Totals .238 14 42 5 10 2 0 1 5 5 5 0 0 1

YEAR CLUB	AVG.	G	AB	R	H	2B	3B	HR	RBI	BB	SO	SB	CS	HP
-----------	------	---	----	---	---	----	----	----	-----	----	----	----	----	----

1959 McCook	.235	25	34	6	8	1	0	0	3	13	4	1	—	0
1960 Wellsville	.235	73	217	36	51	8	1	11	36	28	52	0	0	4
1961														
1962 Winnipeg	.211	69	213	25	45	7	2	3	22	27	36	3	—	4
1963 Winnipeg	.280	22	50	10	14	0	0	3	12	8	6	2	0	2
1964 Jalisco	.292	67	202	43	59	8	4	10	45	48	38	3	0	2
1965 Jalisco	.285	128	411	100	117	14	8	35	98	102	85	4	2	8
1966 Jalisco	.301	122	386	78	116	19	2	23	87	107	55	6	6	10
1967 Jalisco	.268	18	56	6	15	2	0	3	12	7	14	0	0	0
El Paso	.316	131	434	124	137	18	4	*41	112	94	60	11	1	20
Seattle—1	.222	13	36	3	8	1	0	2	4	2	12	0	0	0
1968 Baltimore	.202	79	183	19	37	8	1	7	23	19	51	0	0	1
1969 Baltimore	.244	105	295	36	72	5	0	12	38	39	44	0	1	2
1970 Baltimore	.242	106	322	32	78	9	0	12	41	33	44	1	0	4
1971 Baltimore	.250	101	316	33	79	14	1	9	42	39	38	0	0	2
1972 Baltimore	.155	33	84	6	13	4	0	0	4	12	19	0	1	0
Chi. (NL)—2	.116	17	43	7	5	1	0	2	6	13	8	0	1	0
1973 Baltimore	.178	41	101	9	18	5	1	3	15	10	22	0	0	1
1974 Baltimore	.208	66	159	18	33	8	2	3	8	17	25	0	0	1
1975 Baltimore	.215	85	223	32	48	8	2	8	38	34	40	0	1	1
1976 Bal.-N.Y.—3	.174	54	132	8	23	2	0	4	3	10	23	0	1	0
1977 New York (AL)	.273	10	11	1	3	1	0	1	3	0	2	0	0	0
Syracuse—4	.281	56	135	30	38	9	0	11	37	21	16	0	0	4
1978 Baltimore	.333	13	18	4	6	1	0	1	1	3	3	0	0	0
1979 Baltimore	.000	1	1	0	0	0	0	0	0	0	0	0	0	0

A.L. Totals .222 694 1845 198 410 65 7 60 222 216 311 1 4 12

N.L. Totals .116 17 43 7 5 1 0 2 6 13 8 0 1 0

M.L. Totals .220 711 1888 205 415 66 7 62 228 229 319 1 5 12

* Led League

1—Contract selected for \$25,000 in major league draft from Seattle roster (Angels) on 11/28/67.

2—Sent to Chicago Cubs on 8/18/72 in straight waiver deal for outfielder Tommy Davis . . . Reacquired from Cubs on 10/30/72 in exchange for catcher Francisco Estrada.

3—Traded to New York on 6/15/76 along with pitchers Ken Holtzman, Doyle Alexander, Grant Jackson, and Jimmy Freeman (assigned from Rochester to Syracuse) in deal for pitchers Tippy Martinez, Rudy May, Dave Pagan, and Scott McGregor (assigned from Syracuse to Rochester) and catcher Rick Dempsey.

4—Agreed to terms with Baltimore as free agent in Nov. '77.

AL JACKSON

31

Born: Dec. 25, 1935

Height: 5'9"; **Weight:** 180


Batted, L; Threw, L

Position: Pitcher

Birthplace/Residence: Born and raised in Waco, TX . . . Resides in Dix Hills, NY.

Tenure: His career has spanned 34 years in professional baseball, including 25 years with the New York Mets' organization . . . Pitched for 10 seasons in the majors, all in the National League.

Signed Originally with: Pittsburgh.



PITCHING COACH: Becomes the Orioles' 7th pitching coach, 5th in the last 5 years . . . This is his 2nd hitch as a major league pitching coach . . . From '77 thru '79, he held that post with the Red Sox under **Don Zimmer**.

COACHING CAREER: His playing career ended on Apr. 13, '70, and in the 19 years since he has served as a minor league coach or manager in the Mets' system for all but 3 years (his 3 years with Red Sox, see above).

He has served as the Mets' roving minor league pitching instructor for a combined total of 12 years including the last 4. Also had that role from '70-'75, '80, and '82 . . . He also managed in the Appalachian League in '76 (Marion) and '81 (Kingsport) and was a coach at Tidewater in the International League, '83-'84.

117

AL JACKSON (Cont.)

MAJOR LEAGUE CAREER: Pitched for 2 different world championship teams, but never appeared in a World Series game . . . Won 9 games for the world champion St. Louis Cardinals in '67 and was eligible for World Series but did not appear . . . Began the '69 season with the eventual world champion New York Mets and appeared in 9 games before he was sold to the Reds in June.

Was 43-80 (.350) in 5½ seasons with the Mets, but was 24-19 (.558) the rest of his career with the Pirates, Cardinals and Reds.

'62-'65 METS: Averaged 10 wins a season in his 4 years with the Mets, who averaged 48 wins a season during that span . . . Led the club in wins 3 of those 4 years, including '63 when he went 13-17 while the Mets were 51-111 . . . In '62, 4 of his 8 wins came via shutout, the only shutouts thrown by the Mets in their inaugural season.

Pitched 15 Innings vs. Phillies on Aug. 14, '62, a Mets' record . . . Had 123 decisions as a Met; only **Tom Seaver**, **Jerry Koosman** and **Jon Matlack** have more . . . Ranks 5th on Mets' all-time list in complete games (41) and shutouts (10), 6th in innings (980), and 10th in strikeouts (561) and wins (43).

'66 CARDINALS: In '66, was the Cardinals' #2 starter behind **Bob Gibson** and was 2nd on club in wins, starts and complete games.

MINOR LEAGUE CAREER: Posted an 84-58 (.592) career record in 7 minor league seasons . . . Best year was '58, when he went 18-9 and led the Western League in era (2.07) while pitching at Lincoln . . . In 3 straight years at Columbus (AAA), he finished 2nd, 5th and 4th in earned run average in the International League.

AMATEUR CAREER: Was a 3 sport star at Moore High School in Waco, TX and was named school's outstanding athlete as a senior . . . Attended Wiley College (Marshall, TX) and Paul Quinn College (Waco, TX).

PERSONAL: He and his wife, **Nadine**, have 2 sons: **Reggie** (30) and **Barry** (27) . . . **Reggie**, pitched in the New York Mets' organization ('82-'85) and in Mexican League ('85), and now serves as a scout for the Mets.

YEAR CLUB	W-L	ERA	G	GS	CG	SHO	SV#	IP	H	R	ER	BB	SO
1955 Waco-1	8-5	2.79	15	15	9	2	—	116	102	42	36	65	88
1956 Mexico Tigers	14-10	2.87	37	27	13	3	—	207	176	78	66	95	114
1957 Columbus	0-2	6.23	5	0	0	0	—	13	14	11	9	7	10
Mexico Tigers	7-6	3.86	24	10	2	0	—	84	82	47	36	35	38
Lincoln	0-1	6.55	3	0	0	0	—	11	14	9	8	14	6
1958 Lincoln	18-9	*2.07	31	29	16	4	—	230	189	99	53	101	162
1959 Pittsburgh	0-0	6.50	8	3	0	0	0	18	30	14	13	8	13
Columbus	15-4	2.33	26	19	12	4	—	162	130	47	42	51	111
1960 Columbus	10-14	3.06	35	29	8	4	—	197	159	81	67	58	122
1961 Columbus	12-7	2.89	31	26	12	1	—	196	187	80	63	44	166
1961 Pittsburgh-2	1-0	3.42	3	2	1	0	0	23.2	20	10	9	4	15
1962 New York (N)	8-20	4.40	36	33	12	4	0	231.1	244	132	113	78	118
1963 New York	13-17	3.96	37	34	11	0	1	227	237	*128	100	84	142
1964 New York	11-16	4.26	40	31	11	3	1	213.1	229	115	101	60	112
1965 New York-3	8-20	4.34	37	31	7	3	2	205.1	217	111	99	62	120
1966 St. Louis	13-15	2.52	36	30	11	3	0	232.2	222	82	65	45	90
1967 St. Louis-4	9-4	3.95	38	11	1	1	1	107	117	61	47	29	43
1968 New York (N)	3-7	3.69	25	9	0	0	0	92.2	88	42	38	17	59
1969 New York	0-0	10.64	9	0	0	0	0	11	18	13	13	4	10
Cincinnati	1-0	5.33	33	0	0	0	3	27.1	27	17	16	17	16

M.L. Totals 67-99 3.98 302 184 54 14 11 1389.1 1449 725 614 408 738

* Led League # Saves were unofficial until '69, when rule was initiated

40

TOM McCRAW

Born: Nov. 21, 1940

Height: 6'0" **Weight:** 190


Bats, L; Throws, L

Position: First base-outfield

Birthplace/Residence: Born in Malvern, AR . . . Grew up in Venice, CA and now resides in Los Angeles.

Tenure: Begins his 30th season in professional baseball, 15th as a coach or instructor . . . As the Orioles' hitting coach, this is his 1st year in the organization.

Signed Originally with: Chicago White Sox.



REUNION: McCraw and Orioles' Manager **Frank Robinson** reunite this year for the 4th time. In '73 and part of '74, the pair were teammates at California; late in '74, they played together again at Cleveland and the following season McCraw began his coaching career as a player-coach for the Indians under player-manager **Robinson**; in '83-'84, at San Francisco, McCraw was a coach for **Robinson**.

COACH/INSTRUCTOR: Has a total of 8 years experience as a major league coach and 6 as a minor league instructor . . . Has served the last 3 years as the roving hitting instructor for the New York Mets . . . He had previously spent 3 years as a major league coach with San Francisco ('83-'85) and 8 years ('75-'82) in the Cleveland organization as a major league coach ('75, '79-'82) and minor league instructor ('76-'78).

PLAYING CAREER: Played 13 seasons in the big leagues, all in the A.L., 8 with the White Sox.

WHITE SOX, '63-'70: Hit 3 home runs and had 8 rbi in one game at Minnesota, May 24, '67 . . . In '68, led A.L. 1st basemen in assists (93) and double plays (103), and was 2nd in the league in triples (12) and 9th in stolen bases (20) . . . That year, he also tied a major league record for most errors in an inning for a 1st baseman with 3 against the Yankees on May 3.

SENATORS, '71: Led the majors with 3 pinch-hit homers, all in the 9th inning . . . On May 17, '71 at RFK Stadium, he hit short pop fly that resulted in an inside-the-park homer when 3 Indians collided (including **John Lowenstein**, Orioles' color commentator on Home Team Sports).

INDIANS, '72: Beat the Orioles at Baltimore, 4-3, on July 27 with a 2-run, pinch-homer off **Pat Dobson** with one out in the 9th inning.

INDIANS, ANGELS, '74-'75: In his last 2 seasons in the majors, he batted a combined .291 (282-82), 2 best seasons of his career.

MINOR LEAGUE CAREER: Batted .310 (1579-490) in 3½ seasons in the minors . . . Won the American Association batting title in '62 (.326) and finished 5th in the Pioneer League with a .327 mark the year before.

AMATEUR: Is a '58 graduate of Venice High School, where he was All-Los Angeles as a senior . . . Also played basketball . . . Attended Santa Monica City College and was all-conference in basketball and baseball.

PERSONAL: Owns a T-shirt business in Huntsville, AL during the offseason . . . Is the father of 2 children: **Brian** (8/3/66) and **Maria** (3/21/68).

YEAR CLUB	AVG.	G	AB	R	H	2B	3B	HR	RBI	BB	SO	SB	CS	HP
1960 Clinton-1	.286	116	413	72	118	16	12	9	79	36	62	26	—	15
1961 Idaho Falls	.327	115	446	84	146	27	10	11	96	46	62	22	4	8
1962 Indianapolis	*.326	140	525	93	171	29	11	7	59	67	81	19	—	8
1963 Indianapolis	.282	53	195	27	55	9	3	4	17	17	31	14	3	1
Chicago (A)	.254	102	280	38	71	11	3	6	33	21	46	15	4	3
1964 Chicago	.261	125	368	47	96	11	5	6	36	32	65	15	7	4
1965 Chicago	.238	133	273	38	65	12	1	5	21	25	48	12	7	3
1966 Chicago	.229	151	389	49	89	16	4	5	48	29	40	20	11	5
1967 Chicago	.236	125	453	55	107	18	3	11	45	33	55	24	10	1
1968 Chicago	.235	136	477	51	112	16	12	9	44	36	58	20	5	5
1969 Chicago	.258	93	240	21	62	12	2	2	25	21	24	1	3	3
1970 Chicago-2	.220	129	332	39	73	11	2	6	31	21	50	12	3	4
1971 Washington-3	.213	122	207	33	44	6	4	7	25	19	38	3	3	5
1972 Cleveland-4	.258	129	391	43	101	13	5	7	33	41	47	12	10	4
1973 California	.265	99	264	25	70	7	0	3	24	30	42	3	2	2
1974 California-5	.286	56	119	21	34	8	0	3	17	12	13	2	1	0
Cleveland	.304	45	112	17	34	8	0	3	17	5	11	0	1	0
1975 Cleveland-6	.275	23	51	7	14	1	1	2	5	7	7	4	1	0

M.L. Totals .246 1468 3956 484 972 150 42 75 404 332 544 143 68 40

* Led League

1—Signed by Chicago White Sox organization on 12/20/59.

2—Acquired by Washington from Chicago in deal for outfielder Ed Stroud on 3/29/71.

3—Acquired by Cleveland from Washington, along with outfielder Roy Foster, in deal for outfielder Ted Ford, on 4/3/72.

4—Acquired by California from Cleveland, along with second baseman Bob Marciano (assigned to Salt Lake City from Oklahoma City), in deal for shortstop Leo Cardenas, on 4/2/73.

5—Contract purchased by Cleveland from California on 7/17/74.

6—Player-coach with Cleveland.

LATEST FINISH

The latest a game has been completed at Memorial Stadium was 1:22 a.m. on June 4, '88, a 14-inning game against New York that consumed 5:46.

JOHNNY OATES

Born: Jan. 21, 1946
Height: 6'0"; **Weight:** 185
Batted, L; Threw, R
Position: Catcher

Birthplace/Residence: Born in Sylva, VA... Grew up in Prince George, VA (near Richmond)... Has a home in Wilmette, IL and in Colonial Heights, VA.

Tenure: Has spent the last 22 years in professional baseball, including the last 8 as a major league coach or minor league manager... His playing career spanned 15 seasons, 6 in the Orioles' organization.

Signed Originally with: Orioles.



'88, I.L. MANAGER OF THE YEAR: Returned to the Orioles' organization last year after a 16-year absence and was named International League Manager of the Year as he guided Rochester to a 77-64 record, the I.L.'s Western Division crown and the league championship, its 1st since '74.

MORE ON MINOR LEAGUE MANAGING: Has held 3 minor league managing posts, and despite spending only one year at each has led all 3 clubs to postseason and 2 to league titles... In the Yankees' system in '82, he guided Nashville (AA) to the Southern League championship and a 77-67 record... A year later at Columbus, the Yankees' team in the International League, Oates' club was 83-57 and won the regular season championship before bowing out in the playoffs... Has a 237-188 (.558) managing record.

COACHING: In his only other tour as a major league coach he served 4 years ('84-'87) with the Chicago Cubs... While with the Cubs, he served at various times as dugout, bullpen and bench coach... Credited with improving catcher **Jody Davis**.

PLAYING CAREER: Played with 5 major league clubs during his 10-year major league career... Singled in his 1st major league at bat, Sep. 17, '70 at RFK Stadium off Washington's **Dick Bosman**, now pitching coach at Rochester... In his rookie season with the Orioles in '72, he led all A.L. catchers in fielding percentage.

Had his best season in '75, when he was traded from Atlanta to Philadelphia early in the season and wound up as the Phillies starter, batting .286 in 90 games... Was the Phillies' opening day catcher in '76, but broke his collarbone in a home plate collision with Cincinnati's **Dave Parker** and was sidelined until mid-June, long enough for **Bob Boone** to prove himself as the new starter... Went over to the Dodgers for 3 seasons ('77-'79) and played on 2 N.L. pennant winners ('77-'78) as the 3rd catcher behind **Steve Yeager** and **Joe Ferguson**... Dodgers' Manager **Tommy LaSorda** called him "one of the most intelligent catchers in the game."

MINOR LEAGUES: Played most of his minor league career in the Orioles' organization under **Joe Atobelli** and **Cal Ripken Sr.**, except for one season under **Harry Malmberg**. Credits **Ripken** as the most influential, teaching him everything he knows about catching.

PERSONAL: He and his wife, **Gloria**, have 3 children: **Lori** (6/25/71), **Andy** (3/5/76) and **Jenny** (11/14/78)... In the offseason, John is an executive with the Halo Corporation, the 9th largest manufacturer of advertising specialties in the country... Earned a degree in health and physical education from Virginia Tech in '68... Elected to Tech's Sports Hall of Fame in '83.

JOHNNY OATES' MANAGERIAL RECORD

YEAR	CLUB	CLASS	LEAGUE	W-L	PCT.	POS.
1982	Nashville	AA	Southern	77-67	.535	2nd
1983	Columbus	AAA	International	83-57	.593	1st
1988	Rochester	AAA	International	77-64	.546	1st
				237-188	.558	

TWO WINS IN ONE DAY

Wes Stock is the only pitcher to have won both ends of a doubleheader in an Orioles uniform. He did it on May 26, '63 in Cleveland.

YEAR CLUB	AVG.	G	AB	R	H	2B	3B	HR	RBI	BB	SO	SB	CS	HP
1967 Bluefield—1	.417	5	12	5	5	1	0	1	4	2	0	0	1	0
Miami	.283	48	156	22	45	5	2	3	19	24	13	2	0	2
1968 Miami	.263	70	194	24	51	9	3	0	23	33	14	2	0	2
1969 Dal-Ft. Worth	.288	66	191	24	55	12	2	1	18	20	9	0	1	0
1970 Rochester	.375	9	16	1	6	1	0	0	4	4	2	0	0	0
Baltimore	.278	5	18	2	5	0	1	0	2	2	0	0	0	0
1971 Rochester	.277	114	346	49	96	16	3	7	44	49	31	10	4	0
1972 Baltimore—2	.261	85	253	20	66	12	1	4	21	28	31	5	7	0
1973 Atlanta	.248	93	322	27	80	6	0	4	27	22	31	1	4	1
1974 Atlanta	.223	100	291	22	65	10	0	1	21	23	24	2	3	0
1975 Atlanta—3	.222	8	18	0	4	1	0	0	0	1	4	0	0	0
Philadelphia	.286	90	269	28	77	14	0	1	25	33	29	1	0	0
1976 Phila.—4	.253	37	99	10	25	2	0	0	8	8	12	0	1	0
1977 Los Angeles	.269	60	156	18	42	4	0	3	11	11	11	1	0	0
1978 Los Angeles	.307	40	75	5	23	1	0	0	6	5	3	0	1	0
1979 Los Angeles—5	.130	26	46	4	6	2	0	0	2	4	1	0	1	0
1980 New York (A)	.188	39	64	6	12	3	0	1	3	2	3	1	2	1
1981 New York—6	.192	10	26	4	5	1	0	0	2	0	2	0	0	0
M.L. Totals	.250	593	1637	146	410	56	2	14	126	141	149	11	19	2

1—Selected by Orioles in Jan. 67 free agent draft (1st round, secondary phase).

2—Acquired by Atlanta from Orioles, along with pitchers Pat Dobson and Roric Harrison, and second baseman Dave Johnson, in deal for catcher Earl Williams and infielder Taylor Duncan, on 12/1/72.

3—Acquired by Philadelphia from Atlanta, along with first baseman Dick Allen, in deal for catcher Jim Essian, outfielder Barry Bonnell, and a minor league player to be named later or cash, plus an unspecified amount of cash, on 5/7/75.

4—Acquired by Los Angeles from Philadelphia, along with pitcher Quency Hill, in deal for infielder Ted Sizemore, on 9/16/76.

5—Released by Los Angeles on 3/27/80; signed by New York Yankees on 4/4/80.

6—Granted free agency by New York on 11/13/80; resigned by New York on 1/23/81.

CALVIN (CAL) EDWIN RIPKEN


7

Born: Dec. 17, 1935
Height: 5'11"; **Weight:** 170
Batted, R; Threw, R
Position: Catcher

Birthplace/Residence: Born, grew up, and still lives in Aberdeen, MD.

Tenure: This is his 33rd season in professional baseball. He has spent his entire career in the Orioles organization.

Signed Originally with: Orioles.



THE RIPKENS AND OTHER FAMILIES

FIRSTS: In '87, Cal Senior became the 1st father ever to manage 2 sons simultaneously in major league baseball history-regular season. Among those who have managed one son are **Connie Mack** (son **Earle**, '10, '11, '14), and **Yogi Berra** (son **Dale** '84 & '85).

The 1st time the Ripken trio hooked up professionally was in spring training '86. **Cal Junior** and **Bill** were teamed at the keystone for an exhibition split squad game at Ft. Myers on Mar. 15 and the manager of that team was Cal Senior.

THREE FROM SAME CLAN: Three members of the same family in the same uniform at the same time is a rarity, matched only 3 times before in baseball history. **1973—Jose, Hector & Tommy Cruz** for St. Louis; **1963—Felipe, Matty and Jesus Alou** for San Francisco; **1876—George, Sam & Harry Wright** for Boston in the National League (**Harry**, a Hall of Famer, was the manager and pitched briefly; **George** was an outfielder-70 games in '76 and **Sam**, a shortstop, appeared in only 2 games that year. We're assuming they were all in uniform together).

OTHER FAMILIES WITH 3 OR MORE IN MAJORS*

Allen —Dick, Hank & Ron	Mansell —John, Mike & Tom
Boyer —Clete, Cloyd & Ken	O'Neill —Jim, Mike & Steve
Clarkson —Arthur, John & Walter	Sadowski —Bob, Eddie & Ted
Cross —Amos, Frank & Lave	Sewell —Joe, Luke & Tommy
Delahanty —Ed, Frank, Jim, Joe & Tom	Sisler —Dave, Dick, & George
DiMaggio —Dom, Joe & Vince	Walker —Ernie, Ewart (Dixie), Fred (Dixie), Harry**
Edwards —Dave, Marshall & Mike	

*—We count a total of 17 families with 3 or more representatives in majors.
 —Ewart was father of **Fred & Harry and brother to **Ernie**.

THE RIPKEN FAMILY (Cont.)

FOURTH BROTHER KEYSTONE ACT: Our research indicates that the **Ripken** boys are the 4th brother keystone act in modern big league history . . . Their predecessors: **Granny & Garvin (Wes) Hamner** for the Phillies (briefly in '45), the **O'Brien** twins, **Eddie & Johnny** for the Pirates (sporadically in '53, plus '55-'56), and **Milt and Frank Bolling** for the Tigers (briefly in '58).

TOGETHERNESS: **Cal Junior** was a 2nd round pick in the June '78 draft while younger son, **Bill**, was chosen on the 11th round in June '82. **Cal Sr. & Jr.** have been teammates in spring training as well as in regular season for the last 8 years (starting '81).

VI & THE REST OF THE RIPKENS: The lady who has made the Ripken story possible is **Vi** (short for **Violet**), who was honored in Jan. '88 at the annual Tops in Sports baseball dinner as Maryland's "First Lady of Baseball." The award was presented by **Governor William Donald Schaefer**.

Vi and Senior have been married 31 years (Nov. 20, '57). Their 4 children, in order of appearance: **Ellen Leigh** (3/22/59), **Cal Jr.** (8/24/60), **Fred** (11/25/61), and **Bill** (12/16/64). **Ellen** is a payroll clerk in the treasury department of the Harford County government (Aberdeen is in Harford Cty.), and **Fred**, a motorcycle mechanic by trade, recently opened his own business in Joppa, MD called "Rip's Performance Center, Inc."

Cal Senior has 2 older brothers, **Oliver** and **Bill**. The latter was once a Brooklyn Dodger farmhand.

PRO CAREER

COACHING: Cal has spent 11 years on the O's coaching staff, 9½ as 3rd base coach . . . He joined the staff in '76, replacing **George Staller** who had retired at the end of the previous season. Cal served as bullpen coach until June 27, '77 when he took over at 3rd base after **Billy Hunter** left to manage the Texas Rangers.

MANAGING: Has managed for 14 and a fraction seasons in professional baseball, all in the Orioles' organization. His 13 plus years as a manager in the Birds' farm system ('61-'74) represents the longest tenure of any minor league skipper in Orioles history . . . **Earl Weaver** and **Joe Altobelli** are tied for 2nd in that category, each having managed 11 years for the Birds in the minors . . . During that span, Cal managed at all levels except "rookie" league.

Following the '86 season he replaced **Earl Weaver** to become only the 7th "non-interim" manager in the club's 34-year history (excluded are **Luman Harris** who finished out the '61 season after **Paul Richards** resigned in late August, and Cal, himself, who bridged the gap for one game between **Joe Altobelli** and **Earl Weaver** in '85).

Cal was replaced by **Frank Robinson** on Apr. 12, '88 after the O's lost the first 6 games of the season (a streak that went to 21 before it ended) . . . His overall record as manager was 68-101, .402.

He began his managing career at Leesburg, FL on June 7, '61 as a replacement for **Billy DeMars**, who had just been promoted to a Class B league. After 10 weeks on the job, he was rushed to Rochester (Aug. 17) for emergency duty as a catcher, and was replaced at the Leesburg helm by **Ray Scarborough**, then a scout for the O's.

Cal had only 2 losing records in the minors: in '62, his first full season as a manager and his last as a player, and in '67 at Miami.

He won the 1st of 2 pennants at Aberdeen, SD by 12 games in '64 with a club that included 7 players who would ultimately play in the majors: **Jim Palmer**, **Lou Piniella**, **Mark Belanger**, **Andy Etchebarren**, **Eddie Watt**, **Dave Leonhard** and **Mike Fiore**.

That '64 club went 81-34 and Cal was the Northern League's Manager of the Year . . . Former Orioles' 3rd base coach, **Jimmy Williams**, managed at Grand Forks, ND in the same league for the Dodgers that year.

He finished 1st again in '72 at Asheville in the AA Southern League . . . Preceded **Joe Altobelli** at Rochester in in '69 & '70.

EJECTIONS: In '87, his one full season as the O's manager, Cal was ejected 8 times. **Durwood Merrill** & **Greg Kosc** got him twice and the **Larry Barnett-Kosc-Rocky Roe-Tim Tschida** crew accounted for 5 of the 8 dismissals.

Cal Jr., incidentally, experienced his 1st & only career ejection on Sep. 25, '87 at Baltimore vs. the Yankees. The umpire was **Tim Welke**, who also threw Cal Sr. out of a home game on July 26 that year . . . **Bill** has not been expelled from a major league game at this writing.

Senior has now been ejected 24 times in the big leagues, 16 of them as 3rd base coach. **Dale Ford** and the late **Bill Kunkel** have been his most frequent ejectors, 3 times each, but **Merrill**, **Kosc**, and **Mark Johnson** are close behind with 2 apiece.

SCOUTING: In '75, he turned to scouting, primarily at the professional level, but he also did some free agent scouting and served as a "trouble shooter" in the farm system.

PLAYING CAREER: Rip was a catcher in the O's organization although he also played some 3rd base and outfield and even pitched. He enjoyed his best year under **Earl Weaver** at Fox Cities (Appleton, WI) in '60. He became a player manager the following year.

PLAYING RECORD

YEAR CLUB	AVG.	G	AB	R	H	2B	3B	HR	RBI
1957 Phoenix	.274	1212	398	68	109	15	6	7	60
1958 Wilson	.216	118	393	40	85	20	2	4	33
1959 Pensacola	.292	61	219	36	64	14	3	2	35
Amarillo	.203	30	69	6	14	2	0	0	3
1960 Fox Cities	.281	107	356	59	100	20	4	9	74
1961 Little Rock	.185	32	81	6	15	2	1	1	8
Leesburg	.236	52	127	20	30	3	0	1	13
Rochester	.083	11	24	2	2	0	0	1	2
1962 Appleton	.273	58	143	25	39	9	0	4	36
1963 Aberdeen				(did not play)					
1964 Aberdeen	.000	2	1	0	0	0	0	0	0
Pro Totals	.253	583	1811	262	458	85	16	28	269

MANAGERIAL RECORD

YEAR	CLUB	CLASS	LEAGUE	W-L	PCT.
1961	Leesburg, FL (6/7-8/16)	D	Florida State	37- 36	.507
1962	Appleton, WI	D	Midwest	61- 63	.492
1963	Aberdeen, SD	A	Northern	65- 55	.542
1964	Aberdeen, SD	A	Northern	80- 37	.684
1965	Tri-City, WA	A	Northwest	81- 58	.583
1966	Aberdeen, SD	A	Northern	47- 22	.681
1967	Miami, FL	AA	Florida State	65- 76	.461
1968	Elmira, NY	AAA	Eastern	77- 63	.550
1969	Rochester, NY	AAA	International	71- 69	.507
1970	Rochester, NY	AAA	International	76- 64	.543
1971	Dallas-Ft. Worth, TX	AA	Texas	82- 59	.582
1972	Asheville, NC	AA	Southern	81- 58	.583
1973	Asheville, NC	AA	Southern	71- 69	.507
1974	Asheville, NC	AA	Southern	70- 67	.511
1985	Baltimore (6/13)	Major	American	1- 0	1.000
1987	Baltimore	Major	American	67- 95	.414
				1032-891	.537

O'S JAPAN TRIPS '71 & '84

The Orioles have made 2 trips to Japan, both sponsored by the Yomiuri Shimbun, Japan's largest newspaper and the owners of the Tokyo Giants.

In '71, the O's were 12-2-4 on a 31 day tour and went 8-0 with 3 ties against the Giants who had just captured their 7th straight Japan championship. The O's left on the month long junket just 3 days after losing a 7-game World Series to the Pirates.

The Birds earned the '84 trip by beating the Phillies in the '83 World Series . . . Despite a 5th place '84 finish, the O's went 4-1 in the first 5 games against the '84 Japan Champion Hiroshima Carp, and 4-1 as well vs. the sponsoring Tokyo Giants. Their overall record was 8-5-1.

In the fall of '86, Cal Ripken Jr. represented the Orioles on a team of American Major League All-Stars that went 5-1 against an All-Star aggregation from the Japanese Central and Pacific Leagues . . . Cal led the Americans in hitting with a .500 average (14-7) . . . See Ripken's bio for more details.

PLAYERS

9

BRADY KEVIN ANDERSON

Born: Jan. 18, 1964

Height: 6'1"; **Weight:** 186

Bats, L; Throws, L

Position: Outfield

Birthplace/Residence: Born in Silver Spring, MD... Resides in Poway, CA.

Contract Status: Signed thru '89.

Tenure: 127 days.

Signed Originally with: Boston.



YEAR CLUB	AVG.	G	AB	R	H	2B	3B	HR	RBI	BB	SO	SB	CS	HP
1985 Elmira—1	.256	71	215	36	55	7	*6	5	21	*67	32	13	9	2
1986 Winter Haven	.319	126	417	86	133	19	11	12	87	*107	47	44	19	6
1987 New Britain	.294	52	170	30	50	4	3	6	35	45	24	7	3	2
Pawtucket	.380	23	79	18	30	4	0	2	8	16	18	2	1	0
1988 Boston	.230	41	148	14	34	5	3	0	12	15	35	4	2	4
Pawtucket—2	.287	49	167	27	48	6	1	4	19	26	33	8	3	3
Baltimore	.198	53	177	17	35	8	1	1	9	8	40	6	4	0
M.L. Totals	.212	94	325	31	69	13	4	1	21	23	75	10	6	4
Pro Totals	.280	415	1373	228	385	53	25	30	191	184	219	84	41	17

GWRBI: '88-2.

* Led League • Tied for League Lead

1—Selected by Boston in June '85 free agent draft (10th round).

2—Acquired by Orioles from Boston, along with pitcher Curt Schilling, for pitcher Mike Boddicker, on 7/30/88.

Career Highs, Game: **Runs-2, 4 times** (latest Sep. 16, '88 at Det.); **Hits-4** (Sep. 16, '88 at Det.); **3, twice** (Apr. 4, '88 vs. Det. at Bos., Oct. 2, '88 at Tor.); **HR-1** (Aug. 6, '88 vs. Mil. at Bal.); **RBI-3** (May 17, '88 vs. Oak. at Bos.).

Hitting Streak: 6 (May 16 thru May 22, '88).

Grand Slams: None.

1988 SEASON SUMMARY

RED SOX: Started the season with Boston after batting .326 (86-28) in spring training... Was the starting center fielder in April while **Ellis Burks** was recovering from an early spring ankle injury... Was the regular right fielder for most of May... Played in 41 of the Sox' first 49 games (all starts), 17 in center and 24 in right... Went 3-for-5 against Detroit's **Jack Morris** in his big league debut on opening day... Was batting .276 (112-31) on May 22 after 31 games, then went 3-for-36 (including 0-for-his-last-20) and was assigned to Pawtucket on June 4.

PAWTUCKET: Went 0-for-13 after reporting to Pawtucket (extending his hitless string to 0-for-33), then batted .312 (154-48) the rest of the way... Hit home runs in his only two pinch-hit appearances for the Pawsox... The first was a grand slam off former St. Louis Cardinal **Kurt Kepshire**, and the 2nd was a 2-run game-tying homer against Tidewater in his last official plate appearance in the International League on July 28.

ORIOLES: Started 43 of 58 games after joining O's on July 30, all in center field... Hit safely in 4 of first 5 games with O's, but batted .195 (154-30) the remainder of season... Hit lone major league homer at Baltimore off Milwaukee's **Tom Filer**... Finished the season the way he started it, with a 3-hit game Oct. 2 at Toronto.

MISCELLANEOUS: Played in 94 games with O's and Red Sox and batted a combined .212 (325-69)... Had 11 sacrifice bunts, only 5 others in the A.L. had more... Also had 6 bunt singles... Was 5-for-13 (.385) combined against 20-game winners **Frank Viola** and **Dave Stewart**... Chosen in the spring as the A.L. East's top prospect by Baseball America.

VS. DETROIT: Of his 69 hits with O's and Red Sox combined, 15 were vs. Detroit, including 6-for-11 vs. **Jack Morris**... In addition to his 3-hit days in the 1st and last games of the season, also had a career-high 4-hit game at Detroit on Sep. 16.

124

MINOR LEAGUE CAREER

Has twice led his league in walks and collected 117 more bases on balls than strikeouts in his minor league career... Had a 71% success rate on stolen bases (74-for-109).

1987: Limited to 75 games because of a severely sprained right ankle sustained in a clubhouse accident on June 5... Was batting .304 for New Britain (AA) at the time... Missed 49 games... Promoted to Pawtucket on Aug. 8... Hit safely in 18 of 23 games with Pawsox... Added to big league roster in November... Batted .350 in the Mexican League for Tijuana, but didn't have enough plate appearances to qualify for the batting title.

EARLY CAREER: Signed for the Red Sox by **Joe Stephenson**... With Winter Haven in **1986**, was named to post-season Florida State League all-star team... Led FSL in walks (107) and on-base pct. (.459)... Was tied for 3rd in homers (12) and 7th in batting (.319)... In **1985**, at Elmira, led the New York-Penn League in walks (67 in 71 games) and in triples (tied, 6)... Played for the Red Sox in Hall of Fame Game at Cooperstown, July 29, '85... Stole 57 bases in first 2 pro seasons.

AMATEUR CAREER: Graduated from Carlsbad (CA) High School in '82... Named team MVP in '79 and '80 and all-league and all-North County in '81 and '82... Also lettered 3 times as a guard on the basketball team... Attended University of California at Irvine, '82-'85... As a sophomore in '84, he slugged 8 triples, tied for 3rd in the nation with **Oddibe McDowell**, then of Arizona State... Played outfield and 1st base in college.

PERSONAL: Born in Silver Spring, MD, but family moved to California when he was an infant... His father, **Jerry**, ran track at University of California-Santa Barbara... Uncle played on several world class fast-pitch softball teams... Studied economics at UC-Irvine.

JEFFREY (JEFF) SCOTT BALLARD

29

Born: Aug. 13, 1963

Height: 6'2"; **Weight:** 198

Bats, L; Throws, L

Position: Pitcher

Birthplace/Residence: Born and still lives in Billings, MT.

Contract Status: Signed thru '89.

Tenure: 1 year, 30 days.

Signed Originally with: Orioles.



YEAR CLUB	W-L	ERA	G	GS	CG	SHO	SV	IP	H	R	ER	BB	SO
1985 Newark—1	10-2	1.41	13	13	6	*3	0	96	78	20	15	20	91
1986 Hagerstown	9-5	*1.85	17	17	5	2	0	112	106	39	23	32	115
Charlotte	5-2	3.32	10	10	0	0	0	59.2	70	29	22	20	35
Rochester	0-2	7.11	2	2	0	0	0	6.1	11	6	5	3	7
1987 Rochester	13-4	3.09	23	23	4	1	0	160.1	151	60	55	35	114
Baltimore	2-8	6.59	14	14	0	0	0	69.2	100	60	51	35	27
1988 Rochester	4-3	2.97	9	8	3	1	0	60.2	56	26	20	11	32
Baltimore	8-12	4.40	25	25	6	1	0	153.1	167	83	75	42	41
M.L. Totals	10-20	5.09	39	39	6	1	0	223	267	143	126	77	68
Pro Totals	51-38	3.33	113	113	24	8	0	718	739	323	266	198	462

* Led League • Tied for League Lead

1—Selected by Orioles in June '85 free agent draft (7th round). Signed by George Lauzerique. Previously drafted by Orioles in 27th round of June '84 draft but did not sign.

Low Hitters: 3-hitter, (Aug. 13, '88 at Mil.); 4-Hitter, (Aug. 18, '88, vs. Oak. at Bal.).

Strikeout High: 5, (June 22, '88 at Tor.).

Walk High: 9, (June 3, '87 at Oak.).

Winning Streak: 2, twice (May 19–May 24, '87; Aug. 13–Aug. 18 '88).

Losing Streak: 8, (May 29–Oct. 2, '87); 5, (July 3–July 29, '88).

Pitches: Fastball, curve, slider, forkball.

125

JEFF BALLARD (Cont.)

1988 SEASON SUMMARY

Despite the fact he spent the first 6 weeks of the season at Rochester (recalled May 19), Jeff tied for the club lead in wins (8) with **Dave Schmidt**, and topped all O's pitchers in complete games (6) . . . He was the only left-handed starter to win a game for the Birds.

The club went 10-15 in his 25 starts (and is 15-24 over 39 starts during his 2 A.L. seasons), and was also held to 2 or fewer runs in 10 of those 25 openings, including his final appearance of the year at Toronto when **Dave Stieb** nearly no-hit the O's and wound up with a one-hit, 4-0 victory . . . The O's scored an average of 3.84 runs in each of his starts, compared to the 5.71 runs they averaged for him in '87.

Became only the 2nd Oriole in the last 3 years to pitch 2 consecutive complete game wins when he blanked the Brewers on a 3-hitter, 5-0, at Milwaukee on Aug. 13, then downed the A's on a 4-hitter, 10-1, on Aug. 18 . . . The only other Oriole to do it in that time was **Eric Bell** in July, '87.

Ironically, Ballard, known as a control pitcher, walked 7 and 5 batters respectively in those 2 games, more than in any of his other 23 starts . . . He issued a total of only 6 walks in his first 6 starts, following his recall in mid-May.

The Aug. 13 win in County Stadium was a major milestone . . . It was his 1st major league shutout, and his only road win of the season . . . Jeff was 1-8 on the road (era-5.17, ip-71.1, er-41), and 7-4 (era-3.73, ip-82, er-34) at home . . . The year before he was 0-7 at home and 2-1 on foreign soil . . . Thus, he's 7-11 lifetime at Memorial Stadium, and 3-9 on the road.

His best month was August when he was 3-2 (era-2.20, ip-45, er-11) . . . Went 0-5 in July, then snapped the streak Aug. 3 when he beat Cleveland . . . In his 1st start for the O's in '88 (May 21), he ended an 8-game losing skein carried over from '87 by beating the Mariners, 3-1, in Baltimore . . . It was his 1st big league win in nearly a year (since May 24, '87, when he beat Oakland on the West Coast).

Averaged just over 6 innings per start . . . His 6 complete games were offset in part by 3 starts in which he lasted 2 or fewer innings . . . In a Sep. 4 start at Seattle, he was hit on the left elbow by a shot off the bat of **Rey Quinones**, and had to leave after 2 innings. Went only 1/3 of an inning in Sep. 26 start against the Yankees.

VS. TORONTO: Was 2-2 in 4 starts against the Blue Jays in '88 and is now 2-4 lifetime . . . His 6 decisions, 4 losses and 37 innings vs. the Jays are career highs vs. one opponent . . . In addition to facing **Dave "Near No-Hit" Stieb**, the 25-year-old Stanford grad started against products of 2 famed Eastern bastions of learning in 3 appearances vs. Toronto: **Jeff Musselman** (Harvard) once (1-0), and **John Cerutti** (Amherst) twice (1-1).

MINOR LEAGUE SUMMARY: Has relieved only once in his pro career, for Rochester vs. Toledo on May 3, '88 (relieved **Mike Griffin**) . . . In 4 pro seasons, he has gone 41-18 in the minors over 74 appearances (73 starts), and has compiled a 2.54 era (ip-495.1, er-140). He's struck out (394), better than 3 times more than he's walked (121), and has walked only 2.2 batters per 9 innings.

Has finished among the top 3 in era 3 times: '85-NY-Penn League (3rd) . . . '86-Carolina League (1st) . . . '87-International League (3rd).

1987 SEASON

Spent total of 2 months with Orioles and the rest of the season at Rochester, where he was 2nd in the International League in wins (13) and 3rd in era (3.09) . . . Served 2 tours with the O's, May 8 thru June 9 (2-3), and Sep. 1 thru end of season (0-5).

M.L. DEBUT/1ST WINS: Made big league debut May 9 at Chicago in a no-decision effort . . . Pitched only 2 innings and left with 5-5 tie. O's won eventually for **Schmidt**, 15-6 . . . Had another no-decision next time out, then won his 1st big league game at Seattle on May 19 (over **Mike Trujillo**) . . . Won again in his next outing, at Oakland May 25, but didn't win another game for the O's the rest of the year while losing his last 8 decisions.

8-GAME LOSING STREAK: His 8-game '87 loss string tied a club record (held by several) that has since been obliterated . . . **Mike Boddicker** had a 13-gamer over 2 years ('87-'88) and **Jay Tibbs** set a one-season standard (10) in '88.

MISCELLANEOUS: Allowed 17.44 walks/hits per 9 innings, highest ratio in majors (min. 50 innings) . . . The Rangers' **Ed Correa** was 2nd (17.36) . . . His era at Memorial Stadium, where he was 0-7, was 7.62 (ip-41.1, er-35) in 9 starts.

ROCHESTER: Named to Topps' Class AAA all-star team . . . Allowed the fewest walks per 9 innings (1.65) and fewest baserunners per 9 innings (10.72) . . . Was 5-0 with a 1.18 era for Wings when he was 1st recalled by O's in May . . . After returning to Rochester June 10, he was 8-4 in 18 starts, but was 6-0 in his last 12 starts with a 2.73.

PREVIOUS CAREER HIGHLIGHTS

THREE LEVELS IN '86: Set club record at Hagerstown with his league-leading 1.85 era (the era for league as a whole that year was 4.37) . . . Also led league's starters in strikeout average (9.24) per 9 innings and was 2nd in fewest walks per game (2.49).

Hurled one-hit 7-0 win over Salem (Texas) June 2, and had a no-hitter into the 8th vs. Winston-Salem (Chicago Cubs) on May 19 (ended with 2-hit shutout) . . . Was leading league in wins when promoted to Charlotte in early July . . . Won his first 4 decisions in the Southern League . . . Promoted again, to Rochester late August . . . Lost his only 2 regular season decisions, but beat Richmond in a playoff game during the International League playoffs.

NEWARK '85: Led Newark in wins (10), era (1.41), complete games (6) and strikeouts (91) . . . Tied for league lead in shutouts (3) . . . Held opponents to .217 average (359-78) while giving up 2 or fewer earned runs in 12 of 13 starts.

AMATEUR BACKGROUND: At Stanford he set school records for career wins (37), innings (428) and strikeouts (316), was all-Pac 10 twice ('83 & '85) and also set a Pac-10 record for career innings.

As a senior, he was 14-4, tying another school mark for wins in a season . . . That year ('85) Stanford was 5th in the nation under coach **Mark Marquess**, who has won the last 2 NCAA titles ('87 & '88), and also coached the U.S. Olympic team to a gold medal in '88.

On July 20, '88, the 2 biggest winners in Stanford history, Ballard & the White Sox' **Jack McDowell**, were to have squared off in Baltimore, but the game was rained out . . . **McDowell** won 35 games there and holds the career strikeout record (337) . . . They were teammates in '85 (**Pete Stanicek** was also on that club).

Played basketball at Billings West High School . . . There is no high school baseball in Billings, but he played American Legion ball.

PERSONAL: Earned degree in geophysics from Stanford . . . Has worked as a geophysicist at Balcrom Oil Company (in Billings) in the offseason . . . **Jeff McNally**, son of Orioles' Hall of Famer **Dave**, is one of his best friends . . . They went to Stanford together to play baseball, but **McNally** had to give up the game because of injury . . . He is now studying medicine at the University of Washington.

Enjoys camping, fishing and golfing . . . Spent most of the winter in Baltimore with roommate **Stanicek** . . . Single.

JOSE JOAQUIN BAUTISTA

48

Born: July 24, 1964

Height: 6'2"; **Weight:** 203

Bats, R; Throws, R

Position: Pitcher

Birthplace/Residence: Born and still resides in Bani, Dominican Republic.

Contract Status: Signed thru '89.

Tenure: 1 year.

Signed Originally with: New York Mets.



IN UNIFORM

JOSE BAUTISTA (Cont.)

YEAR CLUB	W-L	ERA	G	GS	CG	SHO	SV	IP	H	R	ER	BB	SO
1981 Kingsport—1	3-6	4.64	13	11	3	2	0	66	84	54	34	17	34
1982 Kingsport	0-4	8.92	14	4	0	0	5	38	61	44	38	19	13
1983 Sarasota Mets	4-3	2.31	13	13	2	0	0	82	66	31	21	32	44
1984 Columbus (Ga.)	13-4	3.13	19	18	5	3	0	135	121	52	47	35	96
1985 Lynchburg	15-8	2.34	27	25	7	3	1	169	145	49	44	33	109
1986 Jackson	0-1	8.31	7	4	0	0	0	22	36	22	20	8	13
Lynchburg	8-8	3.94	18	18	5	1	0	119	120	58	52	24	62
1987 Jackson—2	10-5	3.24	28	25	2	0	0	169	174	76	61	43	95
1988 Baltimore	6-15	4.30	33	25	3	0	0	171.2	171	86	82	45	76
Pro Totals	59-54	3.70	172	143	27	9	6	971.2	978	472	399	256	542

1—Signed by New York Mets as undrafted free agent on 4/25/81.

2—Acquired by Orioles from the New York Mets in the major league draft (\$50,000) on 12/7/87.

Low Hitter: 4, (Sep. 3, '88 at Sea.)

Strikeout High: 7, (Aug. 15, '88, at Mil.)

Walk High: 4, 3 times, (latest Sep. 9, '88, vs. Tor. at Bal.)

Winning Streak: 3, (June 24–July 10, '88).

Losing Streak: 6, (Aug. 10, '88—current).

Pitches: Fastball, slider, forkball, change-up.

1988 SEASON SUMMARY

In his 1st season above AA ball, he became the 1st Oriole rookie to lead the staff in innings since **Tom Phoebus** in '67. . . . Was 2nd in the A.L. in innings pitched among rookies (171.2), trailing Chicago's **Melido Perez** (197). . . . Set a club record for most losses by a rookie (15). . . . Was the only Oriole to pitch the minimum number of qualifying innings (162).

His first 8 appearances were in relief (0-1, era-4.74) before he moved into the rotation permanently in mid-May. . . . Lost 5 of his 1st 7 decisions as a starter, but won 3 straight decisions in his last 4 starts before the all-star break, June 24–July 10. . . . Began that streak with a 6-2 win over **Roger Clemens** at Fenway Park on June 24. . . . The Red Sox didn't lose there again until Aug. 13.

After the all-star break, he went 1-9 in his 13 starts (era-4.61, ip-80, er-41) while the O's scored 25 runs in those 13 games. . . . His only win of the 2nd half came at home on Aug. 5, 4-1 over Milwaukee. . . . Following that win, he lost his last 6 decisions and was winless in his last 9 starts despite working to a 3.98 era (ip-61, er-27). . . . In 6 starts between Aug. 5–Sep. 3, he allowed only 8 runs in 48.1 innings (era-1.49), but was 1-3.

Lost 1-0 at Seattle to **Mark Langston** on Sep. 2, the shortest game in the majors in '88 (1:45). . . . He worked 8 innings (h-4, er-1, bb-0) and threw only 70 pitches.

A.L.'S BEST IN AUGUST: His 1.79 era (ip-40.1, h-30, r-11, er-8) in August was the lowest in the A.L. . . . However, in his 5 starts that month he was 1-2. . . . Only win came Aug. 5 over Milwaukee's **Ted Higuera** (ip-9, h-6, er-0, bb-0, so-5).

LACK OF SUPPORT: Overall, the O's scored 68 runs in his 24 starts (2.8 per game). . . . They scored 3 or less 17 times.

MISCELLANEOUS: Averaged 2.39 walks per 9 innings, best on the O's staff and 17th best in the A.L. . . . Struck out season-high 7 batters Aug. 15 at Milwaukee.

MINOR LEAGUE CAREER

Went 7-13 in his first 3 seasons as a pro, all before his 20th birthday, but in his last 4 minor league seasons went 46-26 (.639) with a 3.28 era, and 375 strikeouts and 143 walks in 614 innings.

1987: Was 4th in the Texas League (AA) in era (3.24) and 5th in innings (169.1). . . . Among the league's starters, was 2nd in fewest base runners allowed per 9 innings (11.75) and 3rd in walks per 9 (2.09).

Allowed 3 runs or less in 17 of 25 starts. . . . Lost his first 3 decisions, then went 10-2 the rest of the way, beginning May 8. . . . Won 5 straight over 7 games, 6 starts, June 6–July 9, while compiling a 1.00 era (ip-45, h-27, er-5). . . . Lowered era to season-low 2.72. . . . Walked season-high 6 batters on June 1, but only 18 the rest of the season in 104 innings.

1986: Opened the season at Jackson, but was sent to Lynchburg (A) on May 7. . . . Was 4-1 in May for Lynchburg. . . . Walked an average of only 1.82 batters per 9 innings while at Lynchburg.

1985: Finished 2nd in the Carolina League in victories (15), 3rd in innings pitched (169), tied for 3rd in complete games (7) and 6th in era (2.34). . . . On May 26, hurled a 7-inning no-hitter over Prince William. . . . On July 18 vs. Salem, he lost a no-hitter in the 8th inning. . . . Won 9 straight between June 21 and Aug. 8. . . . Walked 1.76 batters per 9 innings, top ratio in the league.

1984: Finished 8th in the South Atlantic League (3.13) and fashioned the 3rd lowest walks per 9 inning ratio in the league (2.33). . . . Had one-hitter vs. Anderson on Aug. 20.

1983: Finished 3rd in the Gulf Coast League in starts (13), 5th in innings pitched (82), and just missed the top 10 in era (2.31).

PERSONAL: Nickname "JJ". . . . One of 16 children, including 10 boys. . . . He is one of 4 to have played pro ball. . . . Graduated from the Bani School in the Dominican Republic. . . . He and his wife, **Ingrid**, were married Feb. 14, '86. . . . They have a son, **Jose**, born Mar. 2, '87.

JUAN BELL (MATHEY)

1

Born: Mar. 29, 1968

Height: 5'11"; **Weight:** 157

Bats: L-R; **Throws:** R


Position: Shortstop

Birthplace/Residence: Born and still resides in San Pedro de Macoris, Dominican Republic.

Contract Status: Signed thru '89.

Tenure: None.

Signed Originally with: Los Angeles.



YEAR CLUB	AVG.	G	AB	R	H	2B	3B	HR	RBI	BB	SO	SB	CS	HP
1985 Bradenton—1	.160	42	106	11	17	0	0	0	8	12	20	2	1	1
1986 Sarasota	.240	59	217	38	52	6	2	0	26	29	28	12	2	1
1987 Bakersfield	.245	134	473	54	116	15	3	4	58	43	91	21	7	3
1988 San Antonio	.279	61	215	37	60	4	2	5	21	16	37	11	3	2
Albuquerque—2	.300	73	257	42	77	9	3	8	45	16	70	7	9	1
Pro Totals	.254	369	1268	182	322	34	10	17	158	116	246	53	22	8

1—Signed by Los Angeles as an undrafted free agent on 9/1/84.

2—Acquired by Orioles from Los Angeles, along with pitchers Brian Holton and Ken Howell, in deal for first baseman Eddie Murray on 12/4/88.

WINTER BALL: Batted .250 in 51 games with Licey in the Dominican Winter League.

1988: Began the season at San Antonio, but was promoted to Albuquerque on June 17. . . . Hit safely in 20 of his last 24 games at San Antonio (.301, 93-28). . . . At Albuquerque, got off to a 1-for-16 start, then batted .315 (.241-76) the rest of the season. . . . Had an 11-game hitting streak, June 28-July 8, in which he batted .463 (41-19). . . . Hit 2 homers the last day of the season, Sep. 5 vs. Las Vegas, giving him 6 in his last 28 games. . . . At Albuquerque, batted .328 (186-61) from the left side and .225 (71-16) from the right. . . . Overall, batted .271 (144-39) right-handed and .300 (327-98) left-handed.

1987: Led California League shortstops in assists (431) and errors (53). . . . Biggest offensive game of career came June 12 when he drove in 7 runs and had a grand slam in 14-9 win over Fresno.

1986: Led Gulf Coast League shortstops in total chances (293) and assists (193) while helping to lead the Dodgers to the league championship. . . . Had a 10-game hitting streak, July 23-Aug. 5. . . . Had 2 hits and 2 rbi in pennant clinching game.

SWITCH HITTING: Natural right-handed hitter. . . . Began switch hitting at age 13.

PERSONAL: Attended Gastone F. Deligne High School in '85. . . . Younger brother of **George Bell** of the Blue Jays. . . . Another older brother, **Rolando**, was an infielder in the Dodgers' system for 3 years before being released prior to the '88 season.


Born: Oct. 10, 1960
Height: 6'0"; **Weight:** 185
Bats, L; Throws, L
Position: Pitcher

Birthplace/Residence: Born in Ridgewood, NJ
 ... Raised and resides in Houston, TX.

Contract Status: Signed thru '89.

Tenure: None.

Signed Originally with: Cincinnati.



YEAR CLUB	W-L	ERA	G	GS	CG	SHO	SV	IP	H	R	ER	BB	SO
1980 Billings—1	8-3	3.38	13	12	2	0	0	72	72	35	27	20	48
1981 Cedar Rapids	2-0	2.63	3	0	0	0	0	24	30	15	7	14	18
1982	(injured, did not play)												
1983 Eugene—2	0-0	14.73	3	2	0	0	0	4	4	10	6	9	6
1984	(did not play)												
1985 Peninsula—3	3-1	3.57	20	0	0	0	1	35	30	18	14	21	21
Reading	1-0	4.96	15	4	0	0	1	32	27	18	18	20	25
1986 Reading	0-0	2.45	9	0	0	0	2	14	16	7	4	7	8
Portland	4-3	4.48	39	7	0	0	2	76.1	73	41	38	58	55
1987 Reading	1-1	5.73	10	3	0	0	0	22	25	15	14	16	20
Maine—4	8-3	3.63	53	6	0	0	4	96.2	103	46	39	35	57
1988 Rochester	9-5	3.38	24	13	0	0	0	96	80	40	36	51	94

Pro Totals 36-16 3.87 189 47 2 0 10 47.2 460 245 203 251 352

1—Selected by Cincinnati in Jan. '80 free agent draft (1st round).

2—Released by Cincinnati on 12/13/83.

3—Signed by Philadelphia on 12/14/84.

4—Signed by Orioles as 6-year minor league free agent on 12/9/87.

1988: Had the 3rd best strikeouts-to-innings ratio in the International League (ip-96, so-94) among pitchers with at least 75 innings ... Began the season as a reliever, but moved into rotation on June 12 and stayed there ... Lost his 1st start, then went 6-3 the rest of the season (gs-12, era-2.32, ip-73.2, er-19) in 12 starts ... Won 5 straight decisions, June 26–July 22 ... Overall was 3-1 (era-5.71) in relief and 6-4 (era-2.86) as a starter.

Held opponents to a .229 average (349-80) ... Struck out season-high 12 on July 22 against Columbus ... Fanned 11 in 7 innings in win over Richmond on June 30.

1987: Went from Reading (AA) to Maine (AAA) in mid-May and tied for the club lead in wins (8), and was 3rd in the International League in games (53) ... Was 6-0 with 4 saves (era-2.42, ip-67, er-18) in 47 relief appearances and 2-3 (era-6.37, ip-29.2, er-21) in 6 starts ... In his last 22 appearances, all in relief, was 4-0 with 4 saves and had 16 scoreless outings ... His era reached a season-high 4.16 on June 27, but over his next 14 games (all in relief) he allowed only 2 earned runs in 16 innings, lowering his era to 3.39.

PRO CAREER: Has never had a losing season ... Was drafted by the Reds in the 1st round of the Jan., '80 free agent draft ... Signed by **Fred Uhlman**, Orioles' scouting director who was with Reds at the time.

In '80, he was tied for 2nd in wins (8) in the Pioneer League (Rookie), but over the next 4 seasons ('81–'84) he pitched in only 6 games ... Was bothered by tendinitis in throwing arm ... Missed all of '82 and underwent arthroscopic surgery on left shoulder in '83 ... Retired after he was released by the Reds following '83 season ... Sat out all of '84 before returning in '85 with Phillies organization.

AMATEUR CAREER: A '78 graduate of Spring High School in Houston ... Named all-district for 2 years ... Threw a no-hitter and won a game 1-0 by hitting a home run ... Graduated from San Jacinto Junior College in '80 ... Was all-conference both years there and led the conference in wins.

PERSONAL: His brother, **Steve**, was 6-8 last year at Hagerstown, formerly the O's affiliate in the Carolina League (A) ... Is one of 5 children ... Married the former **Bonnie Crooks** on July 26, '88.


Born: March 11, 1959
Height: 6'0"; **Weight:** 185
Bats, R; Throws, R
Position: Outfield

Birthplace/Residence: Born in Bloomington, IN
 ... Resides in Columbia, MO.

Contract Status: Signed 2-year contract, extending thru '90, on Jan. 13, '89.

Tenure: 5 years, 31 days.

Signed Originally with: Seattle.



YEAR CLUB	AVG.	G	AB	R	H	2B	3B	HR	RBI	BB	SO	SB	CS	HP
1981 Bellingham—1	.301	53	193	38	58	12	5	1	20	33	35	20	1	4
1982 Bakersfield	.331	109	405	98	134	17	10	0	37	82	39	58	13	9
1983 Salt Lake	.323	130	458	100	148	14	4	2	41	73	41	36	10	6
Seattle	.269	23	67	8	18	2	0	0	5	8	5	3	1	0
1984 Seattle	.301	124	322	49	97	12	4	0	24	34	61	21	8	3
1985 Seattle	.300	159	641	100	192	33	8	26	88	55	129	22	9	12
1986 Seattle	.310	143	526	88	163	27	4	12	50	77	134	21	12	8
1987 Seattle—2	.297	158	603	101	179	38	10	14	67	84	119	40	10	8
1988 Philadelphia—3	.264	154	569	77	150	30	5	11	56	54	106	11	9	16

M.L. Totals .293 761 2728 423 799 142 31 63 290 312 554 118 49 47

GWRBI: '84-1; '85-12; '86-5; '87-8; '88-7. Total: 33.

All-Star Game Record

YEAR CLUB	AVG.	G	AB	R	H	2B	3B	HR	RBI	BB	SO	SB	CS	HP
1985 A.L. at Min.	.000	1	1	0	0	0	0	0	0	0	1	0	0	0

1—Selected by Seattle in June '81 free agent draft (3rd round).

2—Acquired by Philadelphia from Seattle, along with pitcher Tim Fortugno, in deal for outfielders Glenn Wilson and Dave Brundage, and pitcher Mike Jackson, on 12/9/87.

3—Acquired by Orioles from Philadelphia in deal for pitchers Ken Howell and Gordon Dillard on 12/9/87.

Career Highs, Game: **Runs-4**, (May 9, '87 vs. Tor. at Sea.); **Hits-5, twice**, (Aug. 16, '88 at L.A. and June 8, '85 at Cle.); **Home Runs-2, twice**, (Sep. 24, '85 vs. K.C. at Sea. and July 9, '87 vs. Bos. at Sea.); **RBI-5, twice**, (Apr. 13, '85 vs. Min. at Sea. and Aug. 7, '87 vs. Cal. at Sea.); **SB-2, 13 times**.

Hitting Streaks: 19, (July 18 thru Aug. 7, '86).

Grand Slams: 1, (see page 00).

1988 SEASON SUMMARY

Batted .305 the 2nd half of the season after batting .223 thru the 1st 81 games ... Raised his average 41 points ... Was the National League's 5th leading hitter after the all-star break (.300) ... Also had 20 doubles after the break, most in the N.L. ... Made 151 starts, all but one in left field (started once in rf) ... Led the Phillies with 77 runs scored.

Batted .314 (194-61) after Aug. 9, including .350 (137-48) in 34-game stretch, Aug. 9–Sep. 14, raising average to season-high .268 ... Had 15 extra-base hits in August, one more than he had the 1st 3 months of the season.

Batted .315 (235-74) in the leadoff position (60 games) ... Moved to leadoff exclusively on July 29 ... Tied Phillies' club record with 3 homers as leadoff man ... Set Phillies' mark when he was hit by pitches 16 times, most in the majors.

Tied his career with 5 hits at Los Angeles on Aug. 16 ... Batted .409 (22-9) at Dodger Stadium.

Finished with career-high 14 assists and was ranked 5th in fielding among N.L. outfielders (.990).

PHIL BRADLEY (Cont.)

1988 AND MAJOR LEAGUE CAREER

.300 BATTING MARK: Is one of only 6 current players with a .300 or better lifetime average in the A.L. (min. 500 games) . . . The others are **Wade Boggs**, **George Brett**, **Don Mattingly**, **Jim Rice** and **Kirby Puckett** . . . In 4 full seasons with Seattle, was over .300 in 3 of those seasons and the one year he wasn't ('87), he was only 2 hits shy of the .300 mark.

SECOND HALF SURGE: Lifetime has batted 46 points higher in the 2nd half of the season than in the first (.316 to .270) . . . Has batted .324 in the 2nd half the last 3 seasons.

MARINER MEMENTOS: Is the only lifetime .300 hitter in Seattle Mariners' history (min. 300 games) . . . Holds 9 Seattle offensive records and shares 4 others.

EXTRA-BASE HITS: In last 4 years has averaged 55 extra-base hits per season . . . In '87 with Seattle, finished in double figures in doubles, triples and homers, making him one of only 3 players to do it in the A.L. in the last 4 years (**Robin Yount**-Mil. in '88 and **Ruben Sierra**-Tex. in '86 are the others).

FAVORITE A.L. BALLPARKS: Has a career-high .347 (95-33) lifetime average at Minnesota's HHH . . . Also has a .338 (77-26, hr-3) mark at Yankee Stadium; .337 (83-28) at Cleveland and .324 (74-24) at Milwaukee . . . Batted .313 (1103-345) lifetime at Seattle's Kingdome . . . Has a .270 (74-20, hr-2) mark at Memorial Stadium.

ASSISTS/FIELDING: Appeared in 153 games in the outfield. In the N.L., only S.F.'s **Brett Butler** played in more (155) . . . Tied for 4th in the majors in outfield assists (14) last season with St. Louis' **Vince Coleman** . . . In the last 4 years has 48 assists. Only 5 other major league outfielders have more: **Jesse Barfield**-71; **Glenn Wilson**-60; **Coleman**-58; **Tony Gwynn**-54; **George Bell**-52 . . . Has 27 assists the last 2 seasons, only 3 others have more: **Coleman**-30, **Dale Murphy**-29, and **Barfield**-29 . . . In '86, finished 2nd in the A.L. in fielding with a .996 mark, a Seattle club record.

HIT BY PITCH: Set a Phillies' club record last year when he was hit by a pitch 16 times, most in the N.L. since '74 when **Ron Hunt** was also plunked 16 times . . . Has been hit 44 times in the last 4 years, only 2 others in the majors have been hit more during that span: **Don Baylor** (99) and **Brian Downing** (61).

BRADLEY BY MONTH

1988 SEASON					LIFETIME				
AVG.	AB- H	HR	RBI	MONTH	AVG.	AB- H	HR	RBI	
.229	70-16	0	3	APR.	.249	353- 88	6	35	
.225	102-23	1	9	MAY	.263	415-109	6	32	
.224	98-22	1	6	JUNE	.239	531-127	12	50	
.275	80-22	3	12	JULY	.289	433-125	11	46	
.316	114-36	4	17	AUG.	.319	518-165	16	60	
.295	105-31	2	9	SEP.-OCT.	.307	603-185	12	67	

PREVIOUS CAREER HIGHLIGHTS

1987: Batted .327 over his last 126 games, after batting only .162 thru May 11 . . . Among A.L. leaders in triples (2nd), doubles (tied for 3rd), stolen bases (6th), walks (7th), and hits (10th).

1986: Finished 8th in the A.L. in batting and 2nd in the league in on-base pct. (.405) behind **Wade Boggs** . . . Had career-high 19-game hitting streak, longest on club . . . Batted .478 (69-33) during that stretch.

1985: Became only the 2nd player in major league history, 1st since **Cap Anson** in 1884, to hit 20 or more homers the year after a 300-at bat season with no homers . . . Was 7th in the league in batting, 6th in hits, 3rd in total bases (319), tied for 7th in triples, and 9th in slugging (.498). Named to The Sporting News all-star team and was Seattle's "Player of the Year" . . . Mariners' lone representative at all-star game . . . Won 5 games with a homer in M's final at bat, including a 2-out, bottom of the 9th grand slam off Minnesota's **Ron Davis**, giving Seattle an 8-7 win . . . Set 7 club records including hits (192), extra base hits (67), total bases, and plate appearances (714) . . . One of 6 A.L. players with 20 homers/20 stolen bases.

1984: Was the only A.L. rookie to hit .300 . . . Batted .349 in the 2nd half, 5th best in the A.L.

MAJOR LEAGUE DEBUT, '83: Recalled by Seattle on Sep. 1 and on Sep. 4, in his 1st big league start, he got 1st hit, a single off NY's **Ron Guidry**. Hit safely in 12 of his 1st 13 starts.

MINOR LEAGUE CAREER: Batted .322 (1056-340) in 3 minor league seasons . . . Named league all-star all 3 seasons . . . Stole 20 bases in 21 tries in 1st year at Bellingham (Rookie League) in '81 . . . In '82 at Bakersfield (Class A), he missed the final month of the season with a shoulder injury . . . Led the California League in on-base pct. (.454), finished 4th in batting (.331), and was leading the league in walks (82) and steals (58) thru his final game on July 31 . . . Named the league's best defensive outfielder by league managers.

AMATEUR CAREER: Was All-Big Eight quarterback his last 3 years at Missouri ('78-'80) and led the Tigers to a bowl game each year (Liberty Bowl in '78 and '80, and Holiday Bowl in '79) . . . Is one of 2 former Big Eight quarterbacks on the roster (**Jim Traber** played at Oklahoma State) . . . Phil is the conference's all-time total yardage leader (6,457 yards) . . . Batted .457 as a senior at Missouri . . . Was a 3-sport star at Macomb (IL) High School, where he graduated in '77.

PERSONAL: He and his wife, the former **Ramona Marie Reinitz**, have 2 children: **Megan** (3/26/83) and **Curt** (6/29/85) . . . Earned a B.S. degree in personnel management from Missouri.

LEONARDO (LEO) GOMEZ

57

Born: Mar. 2, 1967

Height: 6'0"; **Weight:** 180

Bats, R; Throws, R


Position: Third Base

Birthplace/Residence: Born and still resides in Carnovanas, Puerto Rico.

Contract Status: Signed thru '89.

Tenure: None.

Signed Originally with: Orioles.



YEAR CLUB	AVG.	G	AB	R	H	2B	3B	HR	RBI	BB	SO	SB	CS	HP
1986 Bluefield-1	.352	27	88	23	31	7	1	7	28	25	27	1	0	1
1987 Hagerstown	.326	131	466	94	152	38	2	19	110	95	85	6	2	2
1988 Charlotte	.292	24	89	6	26	5	0	1	10	10	17	1	2	0
Pro Totals	.325	182	643	123	209	50	3	27	148	130	129	8	4	3

* Led League

1—Signed by Orioles as an undrafted free agent on 12/13/85. Signed by Jim Pampanye.

ORGANIZATION'S BEST: Has been the leading hitter in the Orioles' organization over the last 3 years with a .325 average.

1988: Didn't play after May 1, after suffering a stress fracture of the right leg . . . Was leading Charlotte in games (24), hits (26), and doubles (5) at the time of his injury . . . Had 8 RBI in last 8 games before injury.

1987: Was the winner of the 9th annual Clyde Klutz Memorial Award named in honor of the Orioles' director of player development who died in May '79 . . . The award is presented to the Orioles' organization player "who best exemplifies Clyde's integrity, desire, dedication and loyalty to the game and the Orioles."

Led the Carolina League in batting (.326) and doubles (38) and was 2nd in RBI (110), walks (95) and on-base pct. (.435) . . . Also 3rd in slugging (.539) and total bases (251) . . . Named CL Player-of-the-Week 4 times and Player-of-the-Month twice.

1986: Was 74 plate appearances shy of qualifying for Appalachian League batting and slugging titles . . . Drove in 28 runs in 27 games . . . Hit grand slam Aug. 7 vs. Elizabethton.

AMATEUR/PERSONAL: Graduated from Luis Hernanes Nevones High School in Puerto Rico . . . Played baseball and volleyball . . . Signed as an undrafted free agent by Orioles' scout **Jim Pampanye**.

Born: Jan. 29, 1964
Height: 6'2"; **Weight:** 195
Bats, R; Throws, R
Position: Pitcher

Birthplace/Residence: Born in Bayshore, NY (Long Island) ... Raised and still resides in nearby Brentwood, NY.

Contract Status: Signed thru '89.

Tenure: 1 year, 52 days.

Signed Originally with: Orioles.



YEAR CLUB	W-L	ERA	G	GS	CG	SHO	SV	IP	H	R	ER	BB	SO
1980 Bluefield-1	*9-2	3.54	12	12	2	1	0	81	68	35	32	24	55
Hagerstown	0-0	67.50	1	1	0	0	0	0.2	5	5	5	2	1
1983 Hagerstown	2-3	5.81	11	11	1	0	0	48	54	41	31	29	42
Newark	5-3	3.39	11	11	1	1	0	72	68	34	27	29	64
1984 Charlotte	4-7	4.44	13	13	1	0	0	77	84	46	38	34	55
Hagerstown	9-4	3.54	13	13	4	0	0	81.1	64	41	32	33	81
1985 Charlotte	13-5	3.27	28	28	8	2	0	189.2	157	73	69	90	123
Baltimore	1-0	0.00	2	0	0	0	0	2.2	3	1	0	0	2
1986 Rochester	12-7	4.29	26	25	5	1	0	157.1	168	82	75	69	93
Baltimore	1-3	4.44	6	5	0	0	0	26.1	24	17	13	18	14
1987 Rochester	3-2	3.86	7	7	2	1	0	49	47	23	21	30	39
Baltimore	6-7	4.80	27	13	0	0	1	116.1	110	67	62	40	64
1988 Rochester	9-9	4.46	23	23	8	1	0	147.1	161	78	73	46	91
Baltimore	1-0	4.29	7	0	0	0	0	14.2	22	10	7	4	4
M.L. Totals	9-10	4.61	42	18	0	0	1	160	159	95	82	62	84

* Tied for league lead

1—Selected by Orioles in June '82 free agent draft (3rd round). Signed by Joe DeLucca.

Longest Outing: 8.1, (Sep. 28, '87 at Det.).

Strikeout Highs: 5, 3 times, (latest Aug. 28, '87 vs. Cal. at Bal.).

Walk High: 5, (June 6, '87 at Tor.).

Winning Streak: 3, (July 22-Aug. 9, '87).

Losing Streak: 3, (May 31-July 7, '87).

Pitches: Fastball, curve, slider, change-up.

INJURY: Suffered a 3rd degree separation of his right shoulder in a sledding accident in Baltimore on Jan. 6. Underwent surgery on Jan. 8, performed by **Dr. Charles Silberstein** at Greater Baltimore Medical Center. He was expected to begin rehabilitation during spring training, and wasn't expected to begin throwing again until April or May.

1988 SEASON SUMMARY

ORIOLES: Made 2 tours with O's, May 2-28 and June 28-July 15 ... Four of his 7 appearances were against Rangers, 3 at Texas ... Earned win at Texas in relief on July 2 over **Paul Kilgus** for his only decision.

ROCHESTER: Despite spending a total of one month with O's, was tied for 2nd in the International League with 8 complete games ... Only Red Wing teammate **Bob Milacki** had more (11) ... Returned from Orioles July 15 and lost his first start, a complete game 4-hit, 2-0 decision at Toledo, then went 6-3 (ERA-3.66, IP-59, ER-24) in his last 9 starts.

PREVIOUS CAREER HIGHLIGHTS

UNDEFEATED IN RELIEF: In 24 career relief appearances in the majors, is 6-0 with one save (ERA-3.28, IP-71.1, ER-26) ... In 18 starts, is 3-10 (ERA-5.68, IP-88.2, ER-56).

1987: Began the season at Rochester and was leading the International League in strikeouts at the time of his recall by Orioles on May 18 ... Was 2-7 in 13 starts, with the O's, but was 4-0 out of the bullpen with one save and a 3.19 era (IP-48, H-32, ER-17).

Was 1-3 (ERA-6.28, IP-38.2, ER-27) at the all-star break after 10 games (5 starts), but went 5-4 after the break (ERA-4.00, IP-78.2, H-64, ER-35), tying **Mark Williamson** as the club's leading winner in the 2nd half.

Turned things around in his first 5 appearances of the 2nd half (all in relief, July 22-Aug. 9) when he went 3-0 (IP-22, H-5, R-1, ER-1) ... In his first 2nd half appearance on July 22; in 10-5 win at Chicago, he retired the last 19 batters while allowing only one base runner in his 6.2 innings of work.

His last 8 appearances were as a starter ... Best outing came at Detroit on Sep. 28 when he went 8.1 innings, allowing only 5 hits while combining with **Tom Niedenfuer** on a 3-0 shutout win over **Jack Morris**, one of only 4 times the A.L. East champs were shut out.

1986: His 12 wins at Rochester tied teammate **Bill Swaggerty** for 2nd most in the International League ... In 20 starts between May 4-Aug. 4, he was 12-2 (ERA-3.33, IP-135.1, ER-50) ... Recalled by Orioles on Aug. 29 and made 1st big league start that day at Oakland, losing to **Dave Stewart**, 4-0 ... Beat Milwaukee, 4-3, at home on Sep. 20 for 1st win as a starter.

MINOR LEAGUE CAREER: Has a 66-42 record (ERA-4.03, IP-854, ER-382) in 145 games, 144 starts in his minor league career.

MAJOR LEAGUE DEBUT, '85: Left the Instructional League (his 4th straight year in the F.I.L.) to join the Orioles on Sep. 23 when injuries weakened O's pitching depth ... Made major league debut in relief at Yankee Stadium on Sep. 29 ... Gained 1st major league win in only other outing, beating Boston, 9-8, in relief at home on Oct. 3 ... O's scored 5 runs in the 8th to win it.

CHARLOTTE: Named as right-handed pitcher on the Southern League all-star team in '85 ... Won club-high 13 games and was 3rd in the league in strikeouts (123), innings (189.2) and complete games (8) ... Was 5th in the SL with career-best 2.37 era.

Hurled 9-inning no-hitter vs. Columbus on May 13, winning 6-0 ... Also had a pair of 3-hitters ... Won his 1st 8 decisions (11 starts, 2.54 era, IP-78, ER-22, CG-3) before losing to Memphis on June 8 ... Gave up 3 runs or less in 19 of 28 starts.

1984: Had 9 of Hagerstown's 34 wins when promoted to Charlotte on June 21 ... Fanned 13 without a walk in 8 innings at Kinston Apr. 27 and 10 in 6 innings in season debut at Salem on Apr. 11.

At Charlotte, won 4 of 1st 7 decisions, then dropped his last 4 in regular season ... Won both postseason starts ... Beat Greenville in SL Eastern Division playoffs to give O's 2 games to one lead in the best-of-5 series ... Then defeated Knoxville in game 2 of league championship series, eventually won by O's 3 games to none.

Led O's in Florida Instructional League with 3-0 record and a 2.90 era ... Four of his appearances were in relief, 1st of career.

EARLY CAREER: Tied for wins in Appalachian League with 9 while at Bluefield in '82.

AMATEUR BACKGROUND: Graduated in '82 from St. John the Baptist High School (Brentwood, N.Y.) ... Fanned 226 in 148 innings in last 2 years combined ... Was captain and team "mvp" senior year and earned all-league honors.

PERSONAL: Youngest of 5 children (2 brothers, 2 sisters) ... Was best man in Bill Ripken's wedding in February ... Enjoys playing basketball, football and street hockey ... Single.

PETER (PETE) THOMAS HARNISCH

42

Born: Sep. 23, 1966
Height: 6'0"; **Weight:** 195
Bats, R; Throws, R
Position: Pitcher

Birthplace/Residence: Born and still lives in Commack, NY.

Contract Status: Signed thru '89.

Tenure: 20 days.

Signed Originally with: Orioles.



PETE HARNISCH (Cont.)

YEAR CLUB	W-L	ERA	G	GS	CG	SHO	SV	IP	H	R	ER	BB	SO
1987 Bluefield—1	3-1	2.56	9	9	0	0	0	53	38	19	15	26	64
Hagerstown	1-2	2.25	4	4	0	0	0	20	17	7	5	14	18
1988 Charlotte	7-6	2.58	20	20	4	2	0	132.1	113	55	38	52	141
Rochester	4-1	2.16	7	7	3	2	0	58.1	44	16	14	14	43
Baltimore	0-2	5.54	2	2	0	0	0	13	13	8	8	9	10

Pro Totals 15-12 2.60 42 42 7 4 0 276.2 225 105 80 115 276

1—Selected by Orioles in June '87 free agent draft (3rd pick, a bonus choice between the 1st and 2nd rounds, as compensation for Cleveland signing Rick Dempsey). Signed by Joe Delucca.

Strikeout Highs: 5, twice (Sep. 13, '88 at Bos. and Sep. 19, '88 at N.Y.).

Walk Highs: 6, (Sep. 19, '88 at N.Y.).

Pitches: Fastball, change-up, slider.

1988 SEASON SUMMARY

ORIOLES DEBUT: Was recalled from Rochester on Sep. 13 . . . Made his major league debut at Boston that night . . . Started and lost 6-4 . . . Gave up only 4 hits thru first 6 innings, one a grand slam to **Jim Rice** in the 3rd inning, then retired the next 10 batters . . . Other start came at Yankee Stadium on Sep. 19 and he was a 3-2 loser (IP-6, H-7, ER-3, BB-6, SO-5) . . . Fanned **Dave Winfield**, **Mike Pagliarulo** and **Willie Randolph** to get out of bases-loaded jam in 5th.

ROCHESTER: Started the season at Charlotte (AA) and was promoted to Rochester (AAA) on July 30 . . . Combined with both clubs was 11-7 (2.45, IP-190.1, BB-66, SO-184) . . . Made a total of 9 starts for Rochester (including 2 in postseason) and threw 4 shutouts . . . Threw shutouts in both playoff starts.

Beat Tidewater 1-0 on Sep. 3 (IP-9, H-8, BB-3, SO-7) in the International League championship series & Indianapolis in his last outing on Sep. 8 in game #2 of the AAA Alliance Championship series (IP-9, H-5, BB-5, SO-6).

Struck out 17 on Aug. 14 in 2-0 win over Toledo . . . Starting with that game and extending thru the playoffs, he went 5-0 in his last 6 starts and allowed only 7 earned runs in 50 innings (1.26).

Was 3-1 (GS-6, CG-3, ERA-1.97, IP-50.1, H-38, ER-11, BB-12, SO-38) in August and named Orioles "Minor League Player of the Month."

CHARLOTTE: Despite early promotion from Charlotte, was 3rd in the Southern League in strikeouts (141) and 7th in era (2.58) . . . SL managers named him the league's top prospect in a poll conducted by Baseball America.

MINOR LEAGUE/AMATEUR CAREER

Was 28th player selected . . . Signed by Joe Delucca . . . Named Appalachian League's 3rd best prospect by league managers that season . . . Was 3 innings shy of qualifying with the league's 7th best era . . . Averaged 10.94 strikeouts per 9 innings at Bluefield . . . Has fanned 266 batters in 263.2 innings in the O's minor league system.

COLLEGE/HIGH SCHOOL CAREER: Was 8-1 in '87 at Fordham with a 2.64 era (IP-85, SO-97) . . . Helped lead Fordham to 33-13 record and into the NCAA playoffs . . . Previous year was 7-2 with a 2.62 (IP-69, SO-75) . . . Named ECAC Player of the Year twice, all-ECAC 3 times and 3rd team All-America his final year . . . Graduated from Commack (NY) High School in '84 . . . Named all-league twice.

PERSONAL: Has 4 brothers and 2 sisters . . . Studied marketing at Fordham . . . Single.

59

CHRISTOPHER (CHRIS) ALLEN HOILES


Born: Mar. 20, 1965
Height: 6'0"; **Weight:** 195
Bats, R; Throws, R
Position: Catcher

Birthplace/Residence: Born in Bowling Green, OH . . . Resides in Wayne, OH.

Contract Status: Signed thru '89.

Tenure: None.

Signed Originally with: Detroit.



136

YEAR CLUB	AVG.	G	AB	R	H	2B	3B	HR	RBI	BB	SO	SB	CS	HP
1986 Bristol—1	.320	*68	253	42	81	*19	2	13	*57	30	20	10	1	1
1987 Glens Falls	.276	108	380	47	105	12	0	13	53	35	37	1	5	3
1988 Toledo	.159	22	69	4	11	1	0	2	6	2	12	1	0	2
Glens Falls—2	.283	103	360	67	102	21	3	*17	73	50	56	4	3	7

Pro Totals .282 301 1062 160 299 53 5 45 189 117 125 16 9 13

1—Selected by Detroit in June '86 free agent draft (19th pick).

2—Acquired by Orioles from Detroit, along with pitchers Robinson Garces and Cesar Mejia, in deal for outfielder Fred Lynn on 8/31/88.

WINTER BALL: Played for Mayaguez in the Puerto Rican Winter League.

1988: Acquired last Aug. 31 from the Detroit organization along with pitchers **Cesar Mejia** and **Robinson Garces** for **Fred Lynn** . . . Began the season at Toledo, but was reassigned to Glens Falls on May 17 and remained there the rest of the season.

Topped all Tiger farmhands with 19 homers, including 17 at Glens Falls, tied for the most in the Eastern League . . . Also led the league in slugging (.500) and was 3rd in rbi (73), 4th in runs (67), and 11th in batting (.283) . . . Threw out 38 of 105 attempted base stealers (.362), 5th best among the league's 28 catchers with 10 or more attempts.

Batted .316 (215-68) after July 2, including .390 (100-39, RBI-27) in 28 games between July 3-28 . . . Hit safely in 70 of 103 games with Glens Falls, including 31 multi-hit games.

1987: Moved from 1st base back to catcher and threw out a league-high 53 attempted base stealers (53 of 140, .379; league average was .353) . . . Tied for the club lead in homers (13) . . . Played in Eastern League all-star game.

1986: Named to the Appalachian League all-star team as a first baseman . . . Led the league in rbi (57), gwrb (10), total bases (143), doubles (19) and games (68) . . . Also 2nd in homers (13) and tied for 3rd in the league in batting (.320) . . . Led Appy League's 1st basemen in fielding (.996) . . . Was behind the plate in 6 games.

AMATEUR CAREER: Graduated from Elmwood (Wayne, OH) High School where he played football, basketball and baseball . . . Caught 3 years at Eastern Michigan University . . . Batted .340 in '84 as a freshman; .372 in '85, and .342 in '86 with a school record 19 homers and 70 rbi . . . Also set EMU career record with 34 home runs . . . Finished with a .352 career average. Named all-Mid-American Conference in '86.

PERSONAL: Single . . . Majoring in science at Eastern Michigan until he was drafted after his junior season.

BRIAN JOHN HOLTON

37


Born: Nov. 29, 1959
Height: 6'0"; **Weight:** 193
Bats, R; Throws, R
Position: Pitcher

Birthplace/Residence: Born in McKeesport, PA. Resides in Phoenix, MD.

Contract Status: Signed thru '89.

Tenure: 2 years, 110 days.

Signed Originally with: Los Angeles.



YEAR CLUB	W-L	ERA	G	GS	CG	SHO	SV	IP	H	R	ER	BB	SO
1978 Clinton—1	6-4	4.33	14	13	3	0	0	79	94	51	38	23	54
1979 Lodi	7-0	2.63	10	10	6	3	0	72	47	26	21	32	72
San Antonio	3-5	3.71	13	7	3	0	0	51	50	24	21	25	40
1980 San Antonio	*15-10	3.43	27	27	*16	2	0	207	204	93	79	65	139
1981 Albuquerque	16-6	3.44	26	26	9	0	0	191	215	94	73	51	73
1982 Albuquerque	12-8	5.13	32	22	7	1	3	161.1	191	102	92	60	76
Los Angeles#	0-0	0.00	0	0	0	0	0	0	0	0	0	0	0
1983 Albuquerque	7-5	6.36	20	19	0	0	0	97.2	113	76	69	50	70
1984 Albuquerque—2	0-0	5.63	12	2	0	0	0	32	39	23	20	9	15
1985 Albuquerque	9-10	3.61	27	27	7	1	0	179.2	183	83	72	40	86
Los Angeles	1-1	9.00	3	0	0	0	0	4	9	7	4	1	1
1986 Albuquerque	10-10	3.78	27	27	5	1	0	*182.2	200	90	74	20	105
Los Angeles	2-3	4.44	12	3	0	0	0	24.1	28	13	12	6	24
1987 Los Angeles	3-2	3.89	53	1	0	0	2	83.1	87	39	36	32	58
1988 Los Angeles—3	7-3	1.70	45	0	0	0	1	84.2	69	19	16	26	49

M.L. Totals 13-9 3.12 113 4 0 0 3 196.1 193 78 68 65 132

137

BRIAN HOLTON (Cont.)

- * Led League # With club from Sep. 14 thru end of season, but did not appear in game
1—Selected by Los Angeles in the Jan. '78 free agent draft (1st round, secondary phase)
2—Granted free agency on 10/15/84; resigned by Los Angeles on 10/22/84.
3—Acquired by Orioles from Los Angeles, along with pitcher Ken Howell and shortstop Juan Bell, in deal for Eddie Murray on 12/4/88.

Strikeout High: 6, (Sep. 12, '86 vs. Cin. at L.A.).
Walk High: 3, (July 19, '87 vs. Pit. at L.A.).
Winning Streak: 3, (July 14–26, '88).
Losing Streak: 2, (Sep. 12–18, '86).
Longest Outing: 5.1 innings, relief, (May 1, '88 vs. StL. at L.A.).
Pitches: Fastball, curve, cut fastball, change-up.

1988 SEASON SUMMARY

Served as the set-up man in the Dodgers' bullpen, which ranked first in the N.L. in wins (27) saves (49) and era (2.35) . . . Brian had the lowest ERA on the staff and the 2nd best winning percentage (behind **Orel Hershiser**) for the world champions . . . Was particularly tough down the stretch, not allowing a run in his last 17.2 innings during the regular season.

His 1.70 era was the 2nd lowest in the majors among pitchers with 75 or more innings (only Cincinnati's **John Franco** was lower—1.57) . . . Worked a career-high 84.2 innings and allowed only one homer all season (**Terry Pendleton** on July 20 at St. Louis) . . . In the majors, only **Roger McDowell** of the Mets was tougher when it came to allowing home runs (one in 89 innings).

Held right-handed batters to a .204 (147-30) batting average . . . Overall, opponents batted .228 (302-69) . . . Earned one save in regular season, June 26 at Cincinnati, but also added another during postseason (see below).

LATE SEASON: Didn't allow a run after Aug. 14, spanning 9 appearances (1-0, IP-16.2, H-12, BB-6, SO-15) . . . Gave up a run to San Francisco on Aug. 14, then finished that game with a scoreless inning to begin his string of 17.2 innings without a run.

POSTSEASON: In 4 postseason appearances, allowed only 2 hits and one run in 6 innings . . . Saved Dodgers' 7-4 win in game #5 of the NLCS at New York . . . Worked 12½ innings of scoreless relief . . . Pitched in game #1 of World Series and combined with **Tim Lincecum** and **Alejandro Pena** to shut out Oakland over the last 7 innings in L.A.'s dramatic, 5-4 win in the 9th on **Kirk Gibson's** 2-out, 2-run homer.

MAJOR LEAGUE CAREER

VS. NATIONAL LEAGUE: Was 3-0 vs. the Cubs in '88, giving him a 4-0 lifetime mark . . . Lifetime against the Mets he allowed only one earned run in 15 innings (0.60) and was 1-0 . . . In 4 career starts, he was 1-2.

'87-'88 DODGERS WORKHORSE: Over the last 2 seasons, his first full seasons in the majors, he appeared in 98 games, more than any other Dodger . . . During those 2 years he is a combined 10-5 (2.77, IP-168.2, ER-52).

1986: Recalled on Aug. 19 from Albuquerque, but season ended Oct. 1 when he was hit by a line drive off the bat of **Marvell Wynne** and suffered a fractured right wrist . . . That season with L.A. and Albuquerque combined, he walked only 26 batters in 207 innngs.

'85, LONG AWAITED DEBUT: After 8 full seasons in the minors and 181 minor league appearances, his major league debut came Sep. 9 at Atlanta when he won in relief over **Bruce Sutter**.

HOLTON BY MONTH

1988 SEASON						LIFETIME					
W-L-S	ERA	IP	ER	G	MONTH	W-L-S	ERA	IP	ER	G	
0-0-0	2.57	7.0	2	4	APR.	1-0-0	3.57	22.2	9	10	
1-0-0	1.35	13.1	2	7	MAY	2-0-0	1.65	27.1	5	16	
2-2-1	2.20	16.1	4	9	JUNE	2-3-3	3.10	29.0	10	19	
3-1-0	2.50	18.0	5	11	JULY	4-1-0	3.89	34.2	15	22	
0-0-0	1.42	19.0	3	9	AUG.	1-0-0	1.81	39.2	8	23	
1-0-0	0.00	11.0	0	5	SEP.-OCT.	3-5-0	4.39	43.0	21	23	

MINOR LEAGUE CAREER

Pitched a total of 9 seasons in the minors and compiled an 85-58 record and a 4.01 era (IP-1253.1, ER-559) in 208 games, 180 starts . . . Spent parts of 6 seasons ('81-'86) at Albuquerque (AAA, Pacific Coast League) and was 54-39 there with a 4.26 era (IP-844.1 ER-400) in 144 games, 123 starts.

138

Had "Tommy John surgery" on his right elbow Sep. 21, '83, when Dr. Frank Jobe (who did a similar operation on John) took a ligament from Holton's right wrist and placed it in his ailing right shoulder . . . While recuperating, saw only limited duty in '84 . . . His best season came in '80 at San Antonio (AA, Texas) when he led the league with 15 wins and 16 complete games. Only one other pitcher in all of pro baseball had more CGs (Oakland's **Rick Langford**-28).

AMATEUR CAREER: Played at Louisburg (NC) Junior College in '78 and was 9-1 with a 0.75 era . . . Pitched a no-hitter in last college game against Lenior College and struck out 15 . . . Named JUCO All-America . . . Attended Elizabeth Forward High School in Elizabeth, PA, where he was named all-league in baseball, football and basketball . . . Led his team to the Pennsylvania State baseball championships in '75.

PERSONAL: He and his wife, **Wendy**, have 2 children: **Briana Lynn** (3/16/84) and **Amanda** (6/9/88). Once residents of Claremont, CA, the Holtons purchased a home in Phoenix, MD, and have moved to the suburbs north of Baltimore.

KEITH WILLS HUGHES

35


Born: Sep. 12, 1963
Height: 6'3"; **Weight:** 209
Bats: L; **Throws:** L
Position: Outfield

Birthplace/Residence: Born in Bryn Mawr, PA
Resides in Paoli, PA.

Contract Status: Signed thru '89.

Tenure: 158 days.

Signed Originally with: Philadelphia.



YEAR CLUB	AVG.	G	AB	R	H	2B	3B	HR	RBI	BB	SO	SB	CS	HP
1982 Bend—1	.257	55	179	29	46	10	2	3	26	30	42	2	0	1
1983 Spartanburg	.329	131	484	80	159	31	4	15	90	67	83	16	1	4
1984 Reading—2	.261	70	230	35	60	7	5	2	20	31	43	1	0	0
Nashville	.180	21	50	6	9	0	0	0	5	10	14	0	0	0
1985 Columbus	.296	18	54	7	16	4	0	3	8	2	11	1	2	0
Albany	.269	104	361	53	97	22	5	10	54	51	73	4	4	3
1986 Albany	.307	94	323	44	99	21	3	7	37	32	53	6	8	1
Columbus	.125	2	8	0	1	0	0	0	0	0	2	0	0	0
1987 Columbus	.295	40	139	21	41	7	4	5	20	13	24	0	0	3
New York (AL)	.000	4	4	0	0	0	0	0	0	0	2	0	0	0
Maine—3	.294	50	177	27	52	8	0	12	37	24	34	3	2	3
Philadelphia	.263	37	76	8	20	2	0	0	10	7	11	0	0	1
1988 Rochester	.270	77	274	44	74	13	2	7	49	43	57	11	3	2
Baltimore	.194	41	108	10	21	4	2	2	14	16	27	1	0	0
A.L. Totals	.188	45	112	10	21	4	2	2	14	16	29	1	0	0
N.L. Totals	.263	37	76	8	20	2	0	0	10	7	11	0	0	1
M.L. Totals	.218	82	188	18	41	6	2	2	24	23	40	1	0	1
Pro Totals	.282	744	2467	364	695	129	27	66	370	326	476	55	20	18

GWRBI: '87-2, '88-1. Total: 3.

1—Signed as undrafted free agent by Philadelphia on 8/24/81.

2—Acquired by New York Yankees from Philadelphia, along with pitcher Marty Bystrom, for pitcher Shane Rawley on 6/30/84.

3—Acquired by Philadelphia from New York Yankees, along with shortstop Shane Turner, for outfielder Mike Easler on 6/10/87.

4—Acquired by Orioles from Philadelphia, along with infielder Rick Schu and outfielder Jeff Stone, for outfielder Mike Young and a player to be named later on 3/21/88. Philadelphia acquired outfielder Frank Bellino to complete the deal on 6/15/88.

1988 SEASON SUMMARY

Keith made 3 round trips between the O's & Red Wings in '88 . . . Was assigned to Rochester late in spring training . . . Drove in 12 runs in 16 games for the Wings before his 1st recall on Apr. 26 . . . Was 7-for-his-first-12 with the O's, but had slipped to .209 (86-18) in 30 games when he was optioned to Rochester on June 6 (**Jim Traber** replaced him).

Called up for 2nd time July 15 (**John Habyan** sent down). Went 2-for-12 in 7 games and was sent back to the I.L. on Aug. 1 when **Jim Dwyer** was activated.

139

IN UNIFORM

KEITH HUGHES (Cont.)

Brought up for 3rd time on Sep. 13 after the Little World Series and was 1-for-10 in 4 games the rest of the year.

ODDS AND ENDS: Hit his first 2 (and only) major league home runs within a 5 game period in May . . . Hit his 1st off **Melido Perez** at Baltimore on May 7, and his 2nd off **Jose Guzman** at Texas May 12 . . . On defense, he played exclusively in right field where he accepted 65 chances & committed 2 errors . . . Was 0-for-8 as a pinch hitter and went 3-for-22 (.136) with runners in scoring position.

ROCHESTER: Was 2nd in the International League in gwrbi (10) behind Maine's Ron Jones, and led the Red Wings in walks (43) . . . Started all 10 of the Red Wings' postseason playoff games.

WINTER BALL: Hit a 2-out, grand slam home run, with his team trailing by one run in the 10th, to give Mayaguez the Puerto Rican Winter League championship, 4 games to 1. Homer came off **Ed Olwine** of the Atlanta Braves. In previous game, O's farmhand **Steve Finley** had homer and triple for Mayaguez. In the 4-team round robin for the Caribbean championship, Mayaguez finished runner-up to Zulia, the Venezuelan League winner.

PREVIOUS HIGHLIGHTS

1987 SEASON: Won the James P. Dawson Award as the outstanding rookie in the Yankees' spring camp . . . Spent 15 days with the Yankees in May, replacing **Claudell Washington** while he was on the disabled list . . . Appeared in 4 games for the Yankees and went 0-for-4 as a pinch hitter . . . Was batting .295 at Columbus when he was traded back to the Phillies and assigned to Maine on June 10.

Played in only 6 games for the Guides before he was recalled by the Phillies June 20 . . . His 1st big league hit was a game-winning 2-run double off the Pirates' **Barry Jones** June 29 . . . Returned to Maine July 21, then rejoined the Phillies Sep. 1 . . . Started 9 games in left and 6 in right for the Phillies . . . Hit .381 (21-8) with runners in scoring position and .421 (19-8) as a pinch hitter (Phillies only) . . .

Overall in the International League (for Columbus/Maine), he hit .294 with 17 homers and 57 rbi in 90 games . . . Played winter ball at Licey in the Dominican Republic.

CAREER: Signed originally by **Joe Reilly** out of high school after attending a Phillies' tryout camp at Oxford, PA . . . He was only 17 at the time and needed his parents' consent . . . Plays 1st base as well as the outfield.

Has been a 3-time all-star in the minors: 1983 in the South Atlantic League and in both 1985 and 1986 in the Eastern League . . . Has a .289 career average (2005-580) in the minors . . . Broke his right wrist and missed a month of the '86 season at Albany (Yankees).

PERSONAL: Single . . . Has a twin brother, Glenn . . . Graduate of Conestoga High School (Berwyn, PA) . . . Played Little League and American Legion.

Though he was born in a Bryn Mawr hospital, he has lived all his life in Paoli, on the famed "Main Line".

In offseasons he has completed about 5 semesters at Albright College (Reading, PA) and at West Chester State University (West Chester, PA) . . . Hobbies: tennis, golf, skiing and reading.

52

CESAR EMILIO MEJIA (PEREZ)

Born: Oct. 10, 1966

Height: 6'2"; **Weight:** 160

Bats, R; Throws, R


Position: Pitcher

Birthplace/Residence: Born and still resides in Azua, Dominican Republic.

Contract Status: Signed thru '89.

Tenure: None.

Signed Originally with: Toronto.



140

YEAR CLUB	W-L	ERA	G	GS	CG	SHO	SV	IP	H	R	ER	BB	SO
1985 Bradenton—1	3-1	2.37	10	3	0	0	3	38.0	31	12	10	7	26
Florence	0-0	4.82	7	1	0	0	0	19.0	20	14	10	12	19
1986 Florence	9-7	3.50	37	18	2	2	4	131.0	122	61	51	62	122
1987 Myrtle Beach—2	7-4	2.73	33	10	1	0	5	125.1	108	42	38	27	91
1988 Glens Falls—3	14-5	2.43	25	25	7	4	0	162.2	132	53	44	50	99

Pro Totals 33-17 2.89 112 57 10 6 12 476 413 182 153 158 357

1—Signed by Toronto as an undrafted free agent on 8/23/84.

2—Acquired by Toledo (Detroit) in winter draft on 12/8/87.

3—Acquired by Orioles from Detroit, along with pitcher Robinson Garces and catcher Chris Hoiles, in deal for outfielder Fred Lynn on 8/31/88.

Pitches: Split-finger fastball, sinker.

1988, EASTERN LEAGUE PITCHER OF THE YEAR: In only season in Tigers' organization, named Eastern League "Pitcher of the Year" while leading Glens Falls to the league's regular season title and an 80-57 record . . . Was 2nd in the league in earned run average (2.43), wins (14) and complete games (7), 3rd in innings (162.2), and 5th in strikeouts (99) . . . Also threw a league-high 4 shutouts and was the circuit's top fielding pitcher, handling 34 chances without an error . . . Held opponents to a .220 batting average, 3rd lowest in the EL.

Threw a no-hitter against Albany on Apr. 17 with a season-high 10 strikeouts . . . Allowed 3 runs or less in 22 of 25 starts, including his last 16 . . . Yielded 6 hits or less 17 times . . . Lost only once after June 9 (9-1, era-2.21, ip-101.2, h-87, er-25) and won 9 straight, June 9-Aug. 19.

1987: Finished 6th in the South Atlantic League in era (2.73) pitching for Myrtle Beach, which won the SAL league championship and pitched to an incredible 3.13 team era . . . Threw one-hitter against Greensboro, Aug. 7.

1986: Led Florence in wins (9), complete games (2), innings (131) and strikeouts (122).

AMATEUR CAREER/BACKGROUND: Attended the Universidad Autonoma de Santo Domingo in the Dominican Republic and played baseball there. A brother, **Leandro**, also a right-handed pitcher, is in his 2nd year in the Oakland organization. He and wife, **Maria**, are the parents of **Darling** (11/22/86).

ROBERT (BOB) PAUL MELVIN

36

Born: Oct. 28, 1961

Height: 6'4"; **Weight:** 205

Bats, R; Throws, R

Position: Catcher


Birthplace/Residence: Born in Palo Alto, CA

. . . Resides in Redwood City, CA.

Contract Status: Signed thru '89.

Tenure: 3 years, 98 days.

Signed Originally with: Detroit.



YEAR CLUB	AVG.	G	AB	R	H	2B	3B	HR	RBI	BB	SO	SB	CS	HP
1981 Macon—1	.272	114	412	56	112	19	1	14	64	35	71	5	4	2
1982 Birmingham	.236	98	364	33	86	12	1	13	52	24	70	1	0	0
1983 Birmingham	.288	78	285	43	82	14	2	10	56	18	54	0	3	2
Evansville	.190	45	142	10	27	6	0	2	11	7	41	0	1	0
1984 Evansville	.248	44	141	12	35	13	0	0	11	3	32	0	1	0
Birmingham	.269	69	271	34	73	14	1	2	33	18	47	1	0	0
1985 Nashville	.271	53	177	27	48	7	1	9	24	16	38	3	1	1
Detroit—2	.220	41	82	10	18	4	1	0	4	3	21	0	0	0
1986 San Francisco	.224	89	268	24	60	14	2	5	25	15	69	3	2	0
1987 San Francisco	.199	84	246	31	49	8	0	11	31	17	44	0	4	0
1988 San Francisco—3	.234	92	273	23	64	13	1	8	27	13	46	0	2	0
Phoenix	.307	21	75	11	23	5	0	2	9	8	13	0	0	1
N.L. Totals	.220	265	787	78	173	35	3	24	83	45	159	3	6	0
A.L. Totals	.220	41	82	10	18	4	1	0	4	3	21	0	0	0
M.L. Totals	.220	306	869	88	191	39	4	24	87	48	180	3	6	0

GWRBI: '85-0, '86-2, '87-6, '88-2 Total: 10.

141

BOB MELVIN (Cont.)

1—Selected by Detroit in Jan. '81 free agent draft (1st round, secondary phase). He had been selected by the Orioles in the June, '79 draft (3rd round), but did not sign.

2—Acquired by San Francisco from Detroit, along with pitcher Juan Berenguer and a player to be named later, for pitchers Dave LaPoint and Eric King, and catcher Matt Nokes, on 10/7/85. San Francisco acquired pitcher Scott Medvin to complete deal on 12/11/85.

3—Acquired by Orioles from San Francisco for catcher Terry Kennedy on 1/24/89.

League Championship Series Record

YEAR CLUB	AVG.	G	AB	R	H	2B	3B	HR	RBI	BB	SO	SB	CS	HP
1987 S.F. vs. St.L.	.429	3	7	0	3	0	0	0	0	1	1	0	0	0

Career Highs, Game: **Runs-3**, (July 9, '88 vs. Stl. at S.F.); **Hits-4**, (Apr. 13, '87 at S.D.); **HR-2, twice**, (Sep. 22, '87 vs. L.A. at S.F. and Apr. 7, '87 vs. S.D. at S.F.); **RBI-4, twice**, (Aug. 11, '86 at Cin. and Sep. 15, '87 vs. S.D. at S.F.).

Hitting Streak: 9, (May 21 thru June 15, '86).

Grand Slams: None.

1988 SEASON SUMMARY

Led Giants' catchers with 72 starts . . . Set career highs in games (92), at bats (273) and hits (64) . . . For the 3rd straight season was the Giants' best catcher at gunning down runners . . . Threw out 17 of 62 (27%) attempted base stealers (for more details see below under "Eraser Rate").

Began the season with the Giants, but was in a 1-for-19 slump and was batting .181 (116-21) when optioned to Phoenix June 2 . . . Returned June 30 and batted .274 (157-43) in 54 games the remainder of the season.

Batted .348 (89-31) in 26-game span, July 23–Aug. 30, including .415 (41-17) the 1st 10 days of that stretch.

His .377 slugging average was the 3rd best among National League catchers (min. 200 at bats) . . . Only Chicago's **Damon Berryhill** (.395) and Montreal's **Nelson Santovenia** (.392) were better.

RARITY OFF HERSHISER: Hit 3-run homer off Cy Young winner **Orel Hershiser** on Aug. 14 in Giants' 15-4 win, the last homer **Hershiser** allowed in '88 (he didn't allow a homer in his last 131.2 innings, including 48.2 in postseason).

1988 AND MAJOR LEAGUE CAREER

ERASER RATE/DEFENSE: In his 3 seasons with the Giants threw out 85 of 243 (35%) attempted base stealers . . . For comparison's sake, the N.L. average during the last 3 years is just under 30% . . . In '87, he threw out 31 of 78 (40%), 2nd best in the N.L. behind Pittsburgh's **Mike Lavalliere** (42%) . . . Threw out **Vince Coleman** and **Tim Lincecum** twice (the 2 speedsters were thrown out only a combined 18 times all season) . . . Also that season, his .998 fielding percentage would have led the N.L., but he was 3 games shy of qualifying . . . In '86, he gunned down 37 of 103 (36%).

N.L. CAREER: Hit 12 of his 24 homers in the N.L. against San Diego (7) or Los Angeles (5) . . . Hit 3 off **Fernando Valenzuela**, including 2 in one game Sep. 22, '87 . . . Favorite park was Jack Murphy Stadium (San Diego), where he hit 4 . . . Did his best hitting against St. Louis (.293, 82-24).

MELVIN BY MONTH

1988 SEASON					LIFETIME				
AVG.	AB-H	HR	RBI	MONTH	AVG.	AB-H	HR	RBI	
.222	54-12	3	6	APR.	.216	148-32	7	17	
.153	59-9	2	6	MAY	.222	176-39	5	20	
.000	3-0	0	0	JUNE	.245	110-27	2	7	
.273	66-18	2	8	JULY	.215	172-37	2	16	
.321	56-18	1	4	AUG.	.208	106-22	2	9	
.200	35-7	0	3	SEP.-OCT.	.217	157-34	6	18	

PREVIOUS CAREER HIGHLIGHTS

GIANTS, '86-'87: Helped the eventual N.L. West champs to their best April in 14 years by clubbing 7 homers with 17 rbi in his first 29 games . . . Missed 2 weeks in July with sprained right ankle . . . Batted .348 (23-8) over 2 weeks in September leading Giants to 10-4 run.

Started 2 NLCS games against Cardinals (games #2, #6) . . . Went 3-for-3 in game #6, collecting half of the Giants' hits in a 1-0 loss to the Cards.

Batted .311 vs. left-handers in '86 . . . Hit his 1st major league homer on June 18, '86 off **Mark Thurmond** at San Diego . . . Was batting only .159 on May 21, but batted .321 (106-34) over next 43 games, raising average to season-high .260 on July 25.

TIGERS, '85: Started '85 at Nashville (AAA), but was batting .312 with 8 homers 19 rbi in 36 games when promoted to Tigers on May 22 . . . Made major league debut at Seattle on May 25 and was 2-for-4 with 2 doubles . . . Hit safely in his 1st 4 games . . . Optioned to Nashville on Aug. 12, but returned in September.

MINOR LEAGUE CAREER: Has twice been the top defensive catcher in his league . . . Was drafted by the Orioles in June '79, but chose college instead . . . Drafted in Jan. '81 by Tigers and that year led the South Atlantic League's catchers in fielding (.996) and slugging pct. (.425) . . . In '82 at Birmingham, he hit 2 grand slams and led Southern League catchers in fielding (.993).

AMATEUR CAREER: Played basketball, golf and baseball at Menlo-Atherton High School in Menlo Park, CA . . . Graduated in '79 . . . Attended Canada College in Redwood City, CA and the University of California-Berkeley.

PERSONAL: He and his wife, the former **Kelly Robertson**, were married 1-7-83 . . . They have one daughter, **Alexi** (12-21-88).

JOSE MESA

51

Born: May 22, 1966

Height: 6'3"; **Weight:** 210

Bats, R; Throws, R

Position: Pitcher

Birthplace/Residence: Born and still resides Azua, Dominican Republic.

Contract Status: Signed thru '89.

Tenure: 25 days.

Signed Originally with: Toronto.



YEAR CLUB	W-L	ERA	G	GS	CG	SHO	SV	IP	H	R	ER	BB	SO
1982 Bradenton—1	6-4	2.70	13	12	6	*3	1	83.1	58	34	25	20	40
1983 Florence	6-12	5.48	28	27	1	0	0	141.1	153	*116	86	93	91
1984 Florence	4-3	3.76	7	7	0	0	0	38.1	38	24	16	25	35
Kinston	5-2	3.91	10	9	0	0	0	50.2	51	23	22	28	24
1985 Kinston	5-10	6.16	30	20	0	0	1	106.2	110	89	73	79	71
1986 Ventura	10-6	3.86	24	24	2	1	0	142.1	141	71	61	58	113
Knoxville	2-2	4.35	9	8	2	1	0	41.1	40	32	20	23	30
1987 Knoxville	10-13	5.21	35	*35	4	2	0	*193.1	207	131	112	104	115
Baltimore—2	1-3	6.03	6	5	0	0	0	31.1	38	23	21	15	17
1988 Rochester	0-3	8.62	11	2	0	0	0	15.2	21	20	15	14	15
Pro Totals	49-58	4.81	173	149	15	7	2	844.1	857	563	451	459	551

* Led League.

1—Signed by Toronto as undrafted free agent on 10/31/81.

2—Acquired by Baltimore from Toronto, along with pitcher Oswald Peraza, in deal for pitcher Mike Flanagan on 8/31/87.

Strikeout High: 6, (Sep. 20, '87, vs. Bos. at Bal.).

Walk Highs: 5, twice (Sep. 25, '87, vs. N.Y. at Bal. and Sep. 30, '87 at Det.).

Losing Streak: 3, (Sep. 15 thru Sep. 25, '87).

Pitches: Fastball, change, curve, slider.

1988: Nearly made the major league club in spring training, but was the last player cut . . . Assigned to Rochester the day before the season opener . . . Pitched only once in April due to soreness in right elbow . . . Underwent surgery for the removal of a bone spur from that elbow on July 29 and didn't pitch again the rest of the season . . . His last appearance came June 27, when he worked 0.2 inning in relief against Iowa.

1987, MAJOR LEAGUE DEBUT: Acquired with **Oswald Peraza** from Toronto in deal for **Mike Flanagan** on Aug. 31 . . . Had never pitched above class AA, but was activated by O's and inserted into starting rotation . . . Made major league debut at Boston on Sep. 10 in no decision (IP-6, H-7, R/ER-3, BB-2, SO-4) . . . Lost his next 3 starts, including a 6-2 loss to **Flanagan** at Toronto on Sep. 15.

In his 5th start at Detroit on Sep. 30, he won, 7-3, for 1st major league win (IP-8.2, H-7, R/ER-3, BB-5, SO-4, HR-2).

JOSE MESA (Cont.)

Began the season at Knoxville, where he led Southern League in starts (35) and innings (193.1) . . . Hurled one one-hitter and two 2-hitters . . . In first 19 starts thru June 22, was 8-4 with a 4.21 era (IP-109, ER-51) . . . Went 2-9 (ERA-6.51, IP-84.1, ER-61) the rest of the season in 16 starts.

MINOR LEAGUE CAREER

Signed at age 16 by Toronto scout **Epy Guerrero** . . . In nearly 8 seasons in Blue Jays' organization, had not pitched above class AA . . . In his 1st season, he led the Gulf Coast (Rookie League) with 3 shutouts in 12 starts at Bradenton and allowed only one homer in 83.1 innings.

Allowed a South Atlantic League (A) high 116 runs in '83 while with Florence . . . Began the '84 season at Florence, but was promoted to Kinston (A) on May 14 . . . Was disabled twice that season: sore right shoulder, June 21-July 1, and tender right arm, Aug. 27-Sep. 1.

Made 30 appearances for Kinston in '85 prior to severing a tendon in his right hand in August . . . Began the '86 season at Ventura (California League, A) and was 2nd in the league in wins when he was promoted to Knoxville (Southern League, AA) on July 28.

AMATEUR/PERSONAL: Attended the Santa School in the Dominican Republic . . . His younger brother, Baltazar, 20, is in the Dodgers' minor league system . . . Missed last year with an injury, but is expected to pitch at Sarasota (Rookie League) this year.

18

ROBERT (BOB) MILACKI

Born: July 28, 1964

Height: 6'4"; **Weight:** 220

Bats, R; Throws, R

Position: Pitcher


Birthplace/Residence: Born in Trenton, NJ . . .

Resides in Lake Havasu, AZ.

Contract Status: Signed thru '89.

Tenure: 20 days.

Signed Originally with: Orioles.



YEAR CLUB	W-L	ERA	G	GS	CG	SHO	SV	IP	H	R	ER	BB	SO
1984 Hagerstown—1	4-5	3.36	15	13	1	0	0	78	69	35	29	48	62
1985 Daytona B' ch	1-4	3.99	8	6	2	0	0	38	32	23	17	26	24
Hagerstown	3-2	2.66	7	7	1	0	0	41	32	16	12	22	37
1986 Hagerstown	4-5	4.75	13	12	1	1	0	61	69	59	32	37	46
Miami	4-4	3.74	12	11	0	0	0	67	70	36	28	27	41
Charlotte	0-1	6.75	1	1	0	0	0	5	7	4	4	4	6
1987 Charlotte	11-9	4.56	29	24	2	0	1	148	168	86	75	66	101
1988 Charlotte	3-1	2.39	5	5	1	0	0	37.2	26	11	10	12	29
Rochester	12-8	2.70	24	24	11	3	0	176.2	174	62	53	65	103
Baltimore	2-0	0.72	3	3	1	1	0	25	9	2	2	9	18

Pro Totals 44-39 3.48 117 106 20 5 1 677.1 656 334 262 316 467

1—Selected by Orioles in June '83 free agent draft (2nd round, secondary phase). Signed by Jim Driscoll and Joe Bowman on 8/15/83 for '84 season.

Low-Hitter: 3, (Sep. 28, '88, vs. N.Y. at Bal.).

Strikeout High: 10, (Sep. 28, '88, vs. N.Y. at Bal.).

Walk High: 3, (Sep. 23, '88, vs. Det. at Bal.).

Winning Streak: 2, (Sep. 18, '88—current).

Pitches: Fastball, curve, slider, change-up.

1988 SEASON SUMMARY

DAZZLING DEBUT: Recalled from Rochester Sep. 13, and got off to one of the finest starts in Orioles' history . . . Made 3 starts, the only 3 games the Orioles won after Sep. 11 (19 games) . . . Opponents batted .110 (82-9).

His big league beginning (2-0, era-0.72, ip-25, h-9, er-2) is comparable to only 2 others in Orioles' history: **Dave McNally** was 3-0 (era-1.04, ip-26, er-3) in '62-'63, and **Tom Phoebus** was 2-1 (era-1.23, ip-22, er-3) in '66 after throwing shutouts in his first 2 starts.

Milacki made debut at Detroit Sep. 18 and combined with **Tom Niedenfuer** for a one-hit, 2-0 win, the 28th one-hitter in Orioles' history . . . Came within 3 outs of winning his 2nd start at home against Detroit . . . Took a 3-1 lead into the 9th but yielded homer to **Matt Nokes** and was replaced by **Niedenfuer** . . . Tigers eventually went ahead in that inning before O's won it with 2 in the bottom of the inning. In his 3rd start on Sep. 28, he shut out the Yankees on 3 hits (so-10) to all but knock the Yankees from the A.L. East race.

ORGANIZATION'S TOP WINNER: At Charlotte (AA), Rochester (AAA)-including playoffs-and with the O's, was a combined 18-11 (era-2.59, ip-264, er-76) with 15 complete games in 35 starts . . . Led the entire organization in wins, innings, starts and complete games . . . Had only 5 complete games in his first 3 years of pro ball (74 starts).

CHARLOTTE: Began season at Charlotte (AA) before promotion to Rochester on May 3 . . . Named Orioles' minor league "Player of the Month" in April.

ROCHESTER: Named O's Minor Leaguer of the Month in May, his first month with Red Wings . . . In his first 10 starts at Rochester, he went 8-2 with 7 complete games (era-1.70, ip-79.1, er-15) . . . Pitched in the Triple A Alliance all-star game for International League stars . . . Was 3rd in the league in wins (12) and 4th in era (2.70) . . . Led Rochester in cg (11) and shutouts (3).

MINOR LEAGUE CAREER

O's 2nd pick in secondary phase of '83 free agent draft . . . Signed by **Jimmy Driscoll** and **Joe Bowman** . . . Won only 16 games first 3 years, but went 11-9 in his 4th year at Charlotte . . . Highlight of career came May 28, '87, when he carried a no-hitter into the 12th inning vs. Chattanooga, allowing just one hit and 3 walks in 13 innings to get the win.

AMATEUR CAREER: Played football, basketball, and baseball at Lake Havasu High School . . . Was all-state in baseball . . . Played in the National Sports Festival . . . Played one year at Yavapai Junior College (AZ).

PERSONAL: He and his wife, the former **Kimberly Myciak**, were married 2/16/86.

RANDY ANDREW MILLIGAN

15

Born: Nov. 27, 1961

Height: 6'1"; **Weight:** 225

Bats, R; Throws, R


Position: First base

Birthplace/Residence: Born and still resides in San Diego, CA.

Contract Status: Signed thru '89.

Tenure: 110 days.

Signed Originally with: New York Mets.



YEAR CLUB	AVG.	G	AB	R	H	2B	3B	HR	RBI	BB	SO	SB	CS	HP
1981 Shelby—1	.283	130	406	90	115	16	6	7	58	98	85	49	5	6
1982 Lynchburg	.269	118	420	63	113	10	6	5	55	54	101	25	3	4
1983 Lynchburg	.292	106	349	60	102	13	5	5	56	85	81	41	7	2
1984 Jackson	.275	62	193	32	53	5	0	9	34	53	39	15	7	4
1985 Jackson	.309	119	391	60	121	22	2	13	77	53	78	11	6	4
1986 Tidewater	.083	21	60	3	5	0	0	0	3	9	15	0	0	0
Jackson	.316	78	269	53	85	11	3	7	53	60	42	13	6	2
1987 Tidewater	.326	136	457	99	149	28	4	29	*103	*91	77	8	4	4
New York (NL)—2	.000	3	1	0	0	0	0	0	0	1	1	0	0	0
1988 Pittsburgh	.220	40	82	10	18	5	0	3	8	20	24	1	2	1
Buffalo—3	.276	63	221	37	61	15	3	2	30	36	40	1	2	1

M.L. Totals .217 43 83 10 18 5 0 3 8 21 25 1 2 1

Pro Totals .289 876 2849 507 822 125 29 80 477 560 483 164 42 28

GWRBI: '88-1.

1—Selected by New York Mets in Jan. '81 free agent draft (1st round).

2—Acquired by Pittsburgh from New York Mets, along with pitcher Scott Henion, for catcher Mickey Sasser and pitcher Tim Drummond on 3/26/88.

3—Acquired by Orioles from Pittsburgh for player to be named later on 11/9/88. Orioles sent pitcher Peter Blohm to Pittsburgh to complete deal on 12/7/88.

Career Highs, Game: **Runs-2** (May 15, '88 vs. Cin. at Pit.); **Hits-2**, twice (May 11, '88 vs. L.A. at Pit., May 27, '88 at Cin.); **HR-1**, 3 times (latest June 14, '88 at Chi.); **RBI-2** (June 14, '88 at Chi.).

Hitting Streak: 2, twice (latest June 1-2, '88).

Grand Slams: None.

RANDY MILLIGAN (Cont.)

WINTER BALL: His .420 on-base percentage was among the Winter League leaders in Puerto Rico.

1988: Began the season with Buffalo in the International League, but was called up to Pittsburgh after playing in just one game . . . Appeared in 40 games, started in 23, then was returned to Buffalo on June 27 . . . Finished season with the Bisons . . . Had a 5-game hitting streak Aug. 5-9 (1st game) and closed with hits in 12 of his final 13 games, batting .362 (47-17).

PIRATES: Singled off Philadelphia's **Mike Maddux** for 1st ML hit, Apr. 6 . . . First homer was as a pinch hitter off **Candy Sierra** at San Diego, Apr. 30.

PREVIOUS CAREER HIGHLIGHTS

1987: Almost won the International League Triple Crown at Tidewater, and for his efforts was named The Sporting News' Minor League Player of the Year as well as the MVP of the IL . . . Led the league in batting average (.326), rbi (103), runs (99) and walks (91), and his 29 home runs ranked 3rd behind **Jay Buhner** of Columbus (31) and Pawtucket's **Sam Horn** (30) . . . Set Tidewater record for homers in a season . . . Had a 17-game hitting streak between May 30-June 14 (64-27, .422) . . . Later added a 16-game streak from Aug. 1-14 . . . Made ML debut vs. St. Louis on Sep. 12 as a pinch hitter . . . Won winter ball batting title in Puerto Rico (.347).

1985 & 1986: Named to Texas League all-star team.

AMATEUR: Graduate of San Diego High School and attended San Diego Mesa Junior College for one year . . . Studied child psychology.

PERSONAL: Is the father of 3 children: **Sharon** (6-14-79); **Joshua** (10-27-82); **Randall** (3-12-85).

12

MICHAEL (MIKE) THOMAS MORGAN

Born: Oct. 8, 1959

Height: 6'2"; **Weight:** 215

Bats, R; Throws, R


Position: Pitcher

Birthplace/Residence: Born in Tulare, CA and raised in Las Vegas, NV . . . Resides in Ogden, UT.

Contract Status: Signed thru '89.

Tenure: 6 years, 111 days.

Signed Originally with: Oakland.



YEAR CLUB	W-L	ERA	G	GS	CG	SHO	SV	IP	H	R	ER	BB	SO
1978 Oakland—1	0-3	7.50	3	3	1	0	0	12	19	12	10	8	0
Vancouver	5-6	5.58	14	14	5	1	0	92	109	67	57	54	31
1979 Ogden	5-5	3.48	13	13	6	0	0	101	93	48	39	49	42
Oakland	2-10	5.96	13	13	2	0	0	77	102	57	51	50	17
1980 Ogden—2	6-9	5.40	20	20	3	0	0	115	135	79	69	77	46
1981 Nashville	8-7	4.42	26	26	7	0	0	169	164	97	83	83	100
1982 New York (A.L.)—3	7-11	4.37	30	23	2	0	0	150	167	77	73	67	71
1983 Toronto	0-3	5.16	16	4	0	0	0	45	48	26	26	21	22
Syracuse	0-3	5.59	5	4	0	0	1	19	20	12	12	13	17
1984 Syracuse—4	13-11	4.07	34	28	10	4	1	185.2	167	101	87	100	105
1985 Seattle	1-1	12.00	2	2	0	0	0	6	11	8	8	5	2
Calgary	0-0	4.50	1	1	0	0	0	2	3	1	1	0	0
1986 Seattle	11-17*	4.53	37	33	9	1	1	216.1	243	122	109	86	116
1987 Seattle—5	12-17	4.65	34	31	8	2	0	207	245	117	107	53	85
1988 Baltimore	1-6	5.43	22	10	2	0	1	71.1	70	45	43	23	29
Rochester	0-2	4.76	3	3	0	0	0	17	19	10	9	6	7

M.L. Totals 34-68 4.90 157 119 24 3 2 784.2 905 464 427 313 342

* Led League • Tied for league lead.

1—Selected by Oakland in June '78 free agent draft (1st round).

2—Acquired by New York Yankees from Oakland, in deal for shortstop Fred Stanley and a player to be named later, on 11/3/80. Oakland acquired 2nd baseman Brian Doyle to complete deal on 11/17/80.

3—Acquired by Toronto, along with outfielder Dave Collins, 1st baseman Fred McGriff, and a reported \$400,000, in deal with New York Yankees for pitcher Dale Murray and outfielder Tom Dodd on 12/9/82.

4—Selected in major league draft by Seattle on 12/3/84.

5—Acquired by Orioles from Seattle in deal for pitcher Ken Dixon on 12/9/87.

Low Hitters: 3-Hitter, (July 29, '79 vs. Sea. at Oak.); **4-Hitters-twice**, (Sep. 16, '86 vs. Chi. at Sea. and July 28, '87 vs. Min. at Sea.)

Strikeout Highs: 8, twice, (Aug. 28, '86 vs. N.Y. at Sea. and Sep. 25, '87 vs. Tex. at Sea.)

Walk High: 7, (Aug. 28, '82 at Tor.)

Winning Streaks: 3, twice, (Apr. 28 thru May 9, '87 and July 28 thru Aug. 8, '87).

Losing Streaks: 9, (June 11, '78 thru July 24, '79); 5, twice, (latest Apr. 6 thru May 2, '88).

Pitches: Fastball, curve, slider, change-up.

1988 SEASON SUMMARY

Began the season as the O's #2 starter, but 2 trips to the disabled list and a lack of run support led to a disappointing, incomplete season . . . Went 0-5 after first 7 starts thru May 7 while O's scored 2 runs or less in 5 of the 7 starts, 3 or less in 6 . . . Moved to bullpen, May 9-28, and made 7 straight relief appearances (ip-11.2, h-4, er-1, sv-1) . . . Appeared in one game in June, and was placed on disabled list with sore right calf.

Assigned to Rochester for rehabilitation and returned to Orioles July 19 . . . Made 6 more appearances, 2 starts, and earned his only win of '88, at Minnesota on July 23 with 4 innings of one-hit relief in O's 11-8 victory . . . DL'd again on Aug. 12 for the remainder of the season, for surgery to correct an abnormal bone growth in his right foot (big toe) . . . Was operated on Aug. 18 by **Dr. Charles Silberstein**.

Overall, O's scored 2 runs or less in 6 of his 10 starts . . . Worked 9 shutout innings (h-2) at home against Cleveland on Apr. 16 and didn't allow a runner past 1st. After Morgan left, the O's lost 1-0 in 11 innings to **Greg Swindell**.

As a reliever, was 1-0 with one save and a 2.74 era (ip-23, h-15, er-7) . . . Earned save May 22 at home against Seattle.

1988 AND MAJOR LEAGUE CAREER

CAREER NOTES: Frank Robinson is his 10th manager, in this, his 9th major league season . . . His 34-68 (.333) career record is the lowest among major leaguers with at least 20 wins.

1987: Started 31 games for Seattle, 3rd on the staff . . . Established career highs in wins (12) and shutouts (2) . . . His 17 losses were 5th in the A.L. and tied for 5th in the majors with **Bob Knepper** (Hou.).

Lost his first 3 starts (era-10.80, ip-15, er-18), and shifted briefly to bullpen . . . Returned to the rotation on Apr. 28 and went 5-2 (era-2.79, ip-58, er-18) in his next 7 starts . . . Was named Seattle's "Player of the Month" in May (4-2, era-2.70, ip-50, er-15, g-6) . . . The 4 wins in May were a career high.

Took a 5-5 record into June, but was 2-6 in his next 9 starts . . . His era reached a season-low 4.02 when he beat K.C. on June 26 . . . A 4-hit, 6-1 win vs. Minnesota started him on a 3-game win streak that left him 10-11 on Aug. 8, but he was 2-6 the rest of the season (era-5.19, ip-59, er-34)

Averaged 2.3 walks per 9 innings, 2nd best on Mariners' staff, but set a Seattle club record with 11 wild pitches.

1986: Won 11 games, one more than his major league career total entering the season . . . Tied with Chicago's **Richard Dotson** for most losses in A.L. (17) . . . Was 7-8 at the all-star break, but went 4-9 in the 2nd half.

1985: In his 1st season with the Mariners, emerged from spring training as the club's 5th starter . . . Won his 1st start, 14-6 vs. Oakland, but in the 2nd inning of his next outing he went down with a severely pulled groin muscle . . . Spent the rest of the season on the disabled list.

'83-'84, TORONTO: Did not win a game for the Blue Jays during 2 years in their organization . . . Began '83 with Toronto, but was bothered by tendinitis in right shoulder in June and disabled in July . . . Rehabilitated at Syracuse and returned to the Jays on Aug. 31 in no decision vs. O's . . . Was 0-3 at both stops.

Spent all of '84 at Syracuse and led the International League in innings (185.2) and was 2nd in wins (13), starts (28) and complete games (10).

'82, YANKEES: Returned to the big leagues for the 1st time since '79 and spent his 1st full season in the majors . . . Won his 1st 2 starts and was 3-1 after 1st 2 months, but wound up with club-high 11 losses.

MORGAN BY MONTH

1988 SEASON						LIFETIME					
W-L	ERA	IP	ER	G	MONTH	W-L	ERA	IP	ER	G	
0-4	5.58	30.2	19	5	APR.	5-11	5.23	115.1	67	26	
0-1	5.40	20.0	12	10	MAY	7-10	4.10	138.1	63	33	
0-0	0.00	2.0	0	1	JUNE	4-11	4.62	120.2	62	23	
1-0	5.79	9.1	6	4	JULY	8-12	5.30	147.2	87	29	
0-1	5.79	9.1	6	2	AUG.	5-13	4.56	152.0	77	24	
—	—	—	—	—	SEP.-OCT.	5-11	5.77	110.2	71	22	

'80-'81: Spent his 1st full season in the minors at Ogden, Utah (where he now resides), in the Pacific Coast League (AAA) . . . Traded to the Yankees following the '80 season and spent all of '81 at Nashville . . . Led cub with 100 strikeouts . . . Helped lead Nashville club (with **Don Mattingly**) to best record in Southern League (AA).

EARLY CAREER: Lost the 1st 9 starts of his major league career, all coming before the age of 20 . . . (The major league record for consecutive losses at the start of a career is 16, held by **Terry Felton**, Min., '80-'82) . . . Mike won his 10th start, 2-1, vs. Seattle on a 3-hitter July 29, '79, for his 1st major league win.

'78-'79, OAKLAND, MAJOR LEAGUE DEBUT: Was Oakland's 1st round draft choice in June, '78, the 4th player chosen overall . . . Was signed to a major league contract by **Charlie Finley**, and one week after graduating from high school made his major league debut vs. the Orioles at Oakland on June 11 . . . Threw a complete game, allowing only 2 earned runs, but lost to **Scott McGregor**, 3-0.

After 3 starts, all losses (also including a 5-4 loss at Baltimore on June 17), was assigned to Vancouver (AAA) . . . Began the '79 season at Ogden, but was recalled by A's on June 25 . . . Gave up career home run #400 to Hall of Famer **Carl Yastrzemski** on July 24 . . . Lost his 1st 6 starts that season before winning 2 straight starts over Seattle (see above under "Early Career").

HIGH SCHOOL CAREER: Was 7-1 with an 0.68 era and 111 strikeouts in 72 innings at Valley High School in Las Vegas, NV . . . Also starred in basketball and football.

PERSONAL: He and his wife, **Kassie**, spend the offseason living log cabin style in the wilderness near Fruitland, Utah . . . Loves to hunt and fish.

26

CARL EDWARD NICHOLS

Born: Oct. 14, 1962

Height: 6'0"; **Weight:** 192

Bats, R; Throws, R

Position: Catcher

Birthplace/Residence: Born in Los Angeles, CA . . . Grew up and still resides in Compton, CA.

Contract Status: Signed thru '89.

Tenure: 116 days.

Signed Originally with: Orioles.



YEAR CLUB	AVG.	G	AB	R	H	2B	3B	HR	RBI	BB	SO	SB	CS	HP
1980 Bluefield-1	.212	37	85	24	18	2	2	0	10	18	12	4	1	3
1981 Miami	.194	16	31	1	6	0	0	0	3	3	5	0	0	0
Hagerstown	.272	38	81	8	22	4	0	1	6	12	19	3	4	0
1982 Macon	.214	84	257	33	55	10	2	0	30	27	50	7	1	2
1983 San Jose	.204	54	152	16	31	4	0	1	12	21	42	2	0	3
Newark	.290	66	217	40	63	14	0	5	26	36	59	4	3	4
1984 San Jose	.198	58	187	18	37	5	1	0	11	35	43	1	1	1
Redwood	.252	63	202	35	51	9	1	4	33	19	38	8	1	3
1985 Charlotte	.236	115	331	45	78	11	2	2	37	48	53	7	4	9
1986 Charlotte	.269	118	439	63	118	26	1	14	72	61	74	8	2	8
Baltimore	.000	5	5	0	0	0	0	0	0	1	4	0	0	0
1987 Rochester	.255	108	364	45	93	15	3	11	52	42	76	3	4	3
Baltimore	.381	13	21	4	8	1	0	0	3	1	4	0	0	0
1988 Baltimore	.191	18	47	2	9	1	0	0	1	3	10	0	0	0
Rochester	.228	75	193	20	44	7	1	3	16	21	50	0	1	1
M.L. Totals	.233	36	73	6	17	2	0	0	4	5	18	0	0	0
Pro Totals	.242	868	2612	354	633	109	13	41	312	348	539	47	22	37

1—Selected by Orioles in June '80 free agent draft (4th round). Signed by Larry Himes.

Career Highs, Game: Hits-3, (Sep. 27, '87, vs. N.Y. at Bal.); RBI-2, (Sep. 18, '87, vs. Bos. at Bal.).

Grand Slams—None.

1988 SEASON SUMMARY

ORIOLES: In his 2 tours with O's, threw out 8 of 14 attempted base stealers . . . A September call-up in each of the 2 previous years, he began the '88 season with the Orioles, but was batting .188 (32-6) when outrighted to Rochester on May 9 . . . Returned September 13 . . . Made a total of 14 starts, 11 at catcher and 3 in right field . . . Made major league debut as an outfielder on Sep. 26 vs. New York . . . Had a pair of 2-hit games, giving him 4 multi-hit games in his career, including 3 against the Yankees . . . Has a .444 (18-8) lifetime average against the Yankees.

ROCHESTER: Split catching duties with **Jerry Narron** at Rochester . . . Threw out 28 of 71 attempted base stealers, a .394 eraser rate, 2nd in the International League . . . Hit grand slam July 3 against Syracuse, the 3rd of his minor league career.

ERASER RATE: In his last 3 years, including minor and major league combined, has thrown out 158 of 362 base stealers (.436).

PREVIOUS CAREER HIGHLIGHTS

1987: Recalled by Orioles from Rochester on Sep. 5 and appeared in 13 games, 6 starts . . . Went 6-for-13 (.462) in last 4 games . . . Had career-high 3 hits in O's Sep. 27 win over N.Y. . . Singled at Toronto on Sep. 14 off **Tom Henke** for 1st major league hit.

Was the top fielding catcher in the International League (.988, tc-667, e-8) and threw out league-leading 48 attempted base stealers . . . Had a .400 eraser rate (48 of 120), compared to league average of .341.

Red Wings were 57-38 in games he started behind the plate (27-27 in other games) . . . Had a 5-hit game vs. Columbus on Aug. 13 and a 5-rbi game at Richmond on Aug. 18.

'86, MAJOR LEAGUE DEBUT: Made major league debut at Detroit on Sep. 14 in one of 2 starts he made after recall on Sep. 5.

MINOR LEAGUE CAREER: Spent 6 full seasons and parts of 2 others in the O's minor league system, all before his 25th birthday . . . Had his best season in '86 at Charlotte with career highs in runs (63), doubles (26), home runs (14), rbi (72), and extra base-hits (41).

In '85, caught 98 games and was in the outfield for 12 (with 4 assists) . . . Batted .357 (.42-15) vs. Knoxville, but only .218 (289-63) against everyone else.

Spent all of '84 in the California League, 1st half with San Jose, and then was loaned to Redwood for the remainder of season . . . Led the league's catchers in games (119), putouts (769), assists (112), and total chances (897).

In '83, he spent the 1st 2 months of the season at San Jose, but was assigned to Newark in June and named to the NY-Penn postseason all-star team . . . Led the league's catchers in assists with 47 in 49 games.

AMATEUR BACKGROUND: Played baseball at Compton (CA) High School before graduating in '80 . . . Was all-city in '80 and team MVP in '79 . . . Although drafted by the O's as a catcher, played shortstop the last 2 years of high school . . . Participated in Babe Ruth and Little League programs.

PERSONAL: Is the youngest of 10 children . . . Hobbies: football and basketball . . . Married Patricia Clarke on Feb. 3, '89.

GREGG WILLIAM OLSON

30

Born: Oct. 11, 1966

Height: 6'4"; **Weight:** 211

Bats, R; Throws, R


Position: Pitcher

Birthplace/Residence: Born and still resides in Omaha, NE.

Contract Status: Signed thru '89.

Tenure: 32 days.

Signed Originally with: Orioles.



GREGG OLSON (Cont.)

YEAR CLUB	W-L	ERA	G	GS	CG	SHO	SV	IP	H	R	ER	BB	SO
1988 Hagerstown—1	1-0	2.00	8	0	0	0	4	9	5	2	2	2	9
Charlotte	0-1	5.87	8	0	0	0	1	15.1	24	13	10	6	22
Baltimore	1-1	3.27	10	0	0	0	0	11	10	4	4	10	9
Pro Totals	2-2	4.08	26	0	0	0	5	35.1	39	19	16	18	40

1—Selected by Orioles in June '88 free agent draft (1st round). Signed by Lamar North.

Longest Outing: 1.2 innings, (Sep. 17, '88 at Det.).

Pitches: Fastball, curve, change-up.

REVIEW OF 1988

O's #1 draft pick last June from Auburn University, 4th player selected overall in the draft, the earliest selection the Orioles have had since the draft system was instituted in '65 (the O's will have the 1st selection in the draft this June) . . . First #1 pick to play in the big leagues for the Orioles since **Drungo Hazewood**, O's 1st pick in '77.

Signed with Orioles on June 11, but opted to play with U.S. Olympic team . . . Worked out with Olympic team briefly, but on July 1 asked for his release . . . On July 7, received permission from **Commissioner Peter Ueberroth** and the U.S. Baseball Federation to leave Olympic squad . . . Join Orioles' organization 2 days later . . . Pitched at Hagerstown and Charlotte before promotion to Orioles in September.

ORIOLES: Olson was the only player in the draft to play in the majors last season . . . Won at Seattle on Sep. 2 in his major league debut, the 1st Oriole to win in M.L. debut since **Don Welch** in '82 . . . (**Bob Milacki** later did it on Sep. 18) . . . Fanned 1st hitter he faced, **Steve Balboni**, who 2 days later hit the 1st big league homer off Olson . . . Seven of his 10 outings with O's were scoreless.

MINORS: Made his pro debut pitching for the Orioles against Rochester in an exhibition game at Rochester on July 25 . . . Then pitched at Hagerstown until elevated to Charlotte on Aug. 9.

AUBURN: Named 1st team All-America for the 2nd straight year as a junior . . . Battled mononucleosis most of the 2nd half of the season, but still helped Auburn to a 39-16 record . . . Was 5th in the nation in era (2.00), 3rd in appearances (36), tied for 7th in saves (10), and averaged 14.1 strikeouts per 9 innings, 2nd best in the country.

Converted to a reliever as a sophomore in '87 and was 11-1 with 10 saves . . . Led the nation in era (1.26) and appearances (42) and helped 14th ranked Auburn to a 42-18 record.

In '87 and '88 combined, appeared in 78 of 115 games for Auburn . . . Set Auburn career records in strikeouts (271), saves (20) and appearances (97) in his 3-year career . . . Career mark of 25-7 (.781) is 3rd best in school history . . . Averaged 14.12 strikeouts per game . . . Twice named All-Southeastern Conference.

ROOMMATE: His college roommate, rhp **Stacy Jones**, was selected by the Orioles in the 3rd round of the '88 draft. He was a combined 6-4 (1.96) at Erie and Hagerstown last year.

MORE AMATEUR CAREER/PERSONAL DATA

Had a 27-0 career record at Omaha (NE) Northwest High School, including 11-0 as a senior . . . Career era of 0.76 and had 267 career strikeouts with 4 no-hitters, 3 of them in state tournament games . . . Led team to 4 consecutive state championships . . . Also played 1st and 3rd base and holds school records for home runs, rbi and hits, as well as virtually every pitching record . . . High School All-America . . . Played on the U.S. Junior Olympic team as a junior in high school and also participated in Pan American games while in college . . . Also heavily recruited as a football lineman, and one of the teams wooing him was Nebraska.

BASEBALL SETS ATTENDANCE MARK: Major League Baseball smashed its all-time attendance record for the 3rd consecutive season when 52,998,904 fans attended games in '88. That bested the previous mark of 52,008,918 set in '87. For the past 2 seasons, the average attendance for the 26 major league clubs has topped the 2 million mark. In '88, except for one club (Atlanta-848,089), each team drew more than one million fans at home for the 3rd consecutive season.

JOSEPH (JOE) MICHAEL ORSULAK

6

Born: May 31, 1962

Height: 6'1"; **Weight:** 187

Bats, L; Throws, L


Position: Outfield

Birthplace/Residence: Born in Glen Ridge, NJ; grew up in Parsippany, NJ . . . Resides in Timonium, MD.

Contract Status: Signed thru '89.

Tenure: 3 years, 150 days.

Signed Originally with: Pittsburgh.



YEAR CLUB	AVG.	G	AB	R	H	2B	3B	HR	RBI	BB	SO	SB	CS	HP
1981 Greenwood—1	.315	118	460	80	145	18	8	6	70	29	32	18	7	1
1982 Alexandria	.289	129	463	92	134	18	4	14	65	47	46	28	11	6
1983 Hawaii	.286	139	538	87	154	12	*13	10	58	48	41	38	8	5
Pittsburgh	.182	7	11	0	2	0	0	0	1	0	2	0	1	0
1984 Hawaii	.284	98	388	51	110	19	12	3	53	29	38	14	12	2
Pittsburgh	.254	32	67	12	17	1	2	0	3	1	7	3	1	1
1985 Pittsburgh	.300	121	387	54	119	14	6	0	21	26	27	24	11	1
1986 Pittsburgh	.249	138	401	60	100	19	6	2	19	28	38	24	11	1
1987 Vancouver	.231	39	146	20	33	6	1	1	12	17	21	2	4	2
1988 Baltimore	.288	125	379	48	109	21	3	8	27	23	30	9	8	3
M.L. Totals	.276	423	1255	174	347	55	17	10	71	78	104	60	32	6

GWRL: '86-1; '88-4, Total: 5.

*Tied for league lead.

1—Selected by Pittsburgh in June '80 free agent draft (6th round).

2—Acquired by Orioles from Pittsburgh in deal for infielder Terry Crowley Jr. and 3rd baseman Rico Rossy on 11/6/87.

Career Highs, Game: **Runs: 4**, (Apr. 13, '86 vs. Chi. at Pit.); **Hits-4, 9 times**, (latest May 31, '88 at Sea.); **RBI-3**, (Aug. 13, '88 at Mil.); **SB-2, 6 times**, (latest Aug. 24, '86 vs. Atl. at Pit.).

Hitting Streaks: **12**, (Apr. 14 thru May 1, '85); **11**, (Sep. 12 thru 30, '84).

Grand Slams: None.

1988 SEASON SUMMARY

Appeared in 117 games in the outfield, most on the club . . . Made 87 starts (RF-49, CF-9, LF-29) . . . Batted .301 (286-86, 2B-17, 3B-3, HR-8) after May 30 (89 games) . . . Had career-high 32 extra-base hits, 23 in his last 54 games . . . His .288 batting average was the A.L.'s 9th best among left-handed hitters (min. 400 plate appearances).

Started the season with a .247 (93-23, 2B-4, 3B-0, HR-0) average in first 36 games, but batted .328 (241-79) over his next 76 games raising average to .305 on Sep. 11 . . . Batted .156 (45-7) in final 13 games . . . Was at .300 as late as Sep. 16.

Had 9 games with 3 or more hits including a 4-hit game at Seattle on May 31 . . . Drove in career-high 3 runs at Milwaukee Aug. 13.

POST ALL-STAR BREAK: Batted .304 (194-59) after the all-star break, including .360 (136-49) in 38 games between July 26 and Sep. 11 . . . Over one stretch of 23 at bats, Aug. 27-Sep. 2, was 11-for-19 with 4 walks.

SUDDEN POWER SURGE: Between Aug. 13 and Sep. 9, he hit 7 homers in 76 ABs . . . Prior to that he had hit only 3 in 1,127 ABs . . . Had 12 extra-base hits in first 82 games of '88, then had 18 XBH (2B-9, 3B-2, HR-7) in the next 29 games, Aug. 6-Sep. 13.

MISCELLANEOUS: Batted .098 (41-4) against Detroit, .311 against the rest of the league . . . Batted .526 (19-10) at Seattle and .455 (22-10) at Cleveland . . . Batted .364 (118-43) in games O's won . . . Started the season going hitless in his first 11 ABs with men in scoring position, but batted .306 (49-15) in that situation the rest of the season . . . Over an 8-game span, Aug. 24-Sep. 2, he drove in the tying or lead run in the 9th inning in 3 O's win.

OUTFIELD: In his career has played 145 games in CF; 169 in RF and 92 in LF.

ORSULAK BY MONTH

1988 SEASON					LIFETIME				
AVG.	AB-H	HR	RBI	MONTH	AVG.	AB-H	HR	RBI	
.242	62-15	0	2	APR.	.270	163-44	1	12	
.333	36-12	0	2	MAY	.229	170-39	0	7	
.264	72-19	0	1	JUNE	.289	204-59	0	9	
.333	45-15	1	4	JULY	.294	163-48	2	7	
.326	92-30	4	10	AUG.	.301	249-75	4	16	
.250	72-18	3	8	SEP.-OCT.	.268	306-62	3	20	

NATIONAL LEAGUE CAREER

VS. N.L.: Has a .300+ lifetime average vs. 4 N.L. clubs: Chicago (.330, 109-36); San Francisco (.324, 68-22); St. Louis (.323, 99-32) and Montreal (.303, 99-30).

SIDELINED IN '87: Suffered stress fracture in his left foot in spring training (Mar. 22) and began the season on the disabled list... Activated on May 4 and assigned to Vancouver. Played in 22 games before breaking the same foot again on June 1... Returned in August and played in 17 more games at Vancouver.

PIRATES, '85-'86: Led Pirates' outfielders in assists in '85 (10) and '86 (11)... Also led club in stolen bases in '85 and was 2nd in '86 to **Barry Bonds**, with 24 each season.

In '85, his .300 average (397-119) tied (with Minnesota's **Mark Salas**) as the top mark among major league rookies... Opened the season by hitting safely in 12 straight games (.356, 45-16), a career high... Finished the season as the Pirates' regular center fielder and hit safely in 20 of his last 25 games (.366, 101-37)... Had six 4-hit games... Of his 93 starts, batted leadoff 55 times and 2nd on 22 occasions... Was on DL with sore hip, May 25 thru June 9... Had 24 infield hits in '85, including 14 bunt singles.

Made 91 starts in '86, shifting from center to right to accommodate rookie **Barry Bonds**... Hit his 2 N.L. homers that year: Apr. 19 at Chicago off **Scott Sanderson** and July 9 at San Diego off **Lance McCullers**.

1984: Was recalled by Pirates from Hawaii 3 times during course of season... Opened the year at Hawaii and was recalled Apr. 13... Played in 12 games before being optioned back to Hawaii on May 13... Recalled again on May 27, this time appearing in one game before being sent back on June 4... Third recall came on Aug. 30... Hit safely in 11 straight games (.400, 35-14), Sep. 12-30.

'83, MAJOR LEAGUE DEBUT: Jumped from Alexandria (A) in '82 to Hawaii (AAA) in '83... Led Hawaii in games (139), at bats (538), hits (154), total bases (222), and stolen bases (38)... Tied for PCL lead with 13 triples... Led PCL outfielders in putouts (341), total chances (367), and double plays (8), while tying for league lead in assists (18).

Made major league debut as a pinch hitter on Sep. 1 at Houston, striking out vs. **Nolan Ryan**... First 2 major league hits were singles at St. Louis off **Dave LaPoint** on Sep. 5.

EARLY PRO CAREER: Named to '82 Carolina League all-star team while leading Alexandria (VA) in games, runs and stolen bases... In '81, finished 2nd in the South Atlantic League in batting (.315)... Led league's outfielders in fielding and was named to the all-star squad in first pro season.

AMATEUR: Graduate of Parsippany High School (NJ) where he was an all-state soccer goalie... Also played baseball and basketball.

PERSONAL: Married the former **Adriana Venditti** at last year's all-star break.

COMING FROM BEHIND

The biggest deficit the O's have ever overcome to win a ballgame is 8... They trailed the Carmines at Boston on Sep. 2, '56 by 0-8 after 2½ innings, but came back to win 11-10 with a 3-run rally in the top of the 9th. The winner was **Billy Loes** and the gwrbi was produced by the late **Bob Nieman**.

The biggest lead they've blown (and lost the game) is also 8, the same year. They led the Indians 9-1 after 3½ at Cleveland on June 27, '56, but lost 12-11 in 11 innings. **Hal Brown** took the loss.

The major league record for coming from behind is 12, on June 11, '11 by the Tigers who spotted the White Sox a 13-1 lead before storming back to win 16-15.

In recent years, the most dramatic winning rally was staged by the Indians at Cleveland on Sep. 28, '84. They were down to the Twins 10-0 after 3 innings, but won 11-10. The Twins were in the midst of a 10-game losing streak at the time.

OSWALD JOSE PERAZA

23

Born: Oct. 19, 1962

Height: 6'4"; **Weight:** 209

Bats, R; Throws, R


Position: Pitcher

Birthplace/Residence: Born and still resides in Puerto Cabello, Venezuela.

Contract Status: Signed thru '89.

Tenure: 127 days.

Signed Originally with: Toronto.



YEAR CLUB	W-L	ERA	G	GS	CG	SHO	SV	IP	H	R	ER	BB	SO
1983 Bradenton BJays-1	0-1	5.93	3	3	0	0	0	14	16	16	9	11	11
1984 Florence	8-7	3.41	31	13	4	0	6	137	108	67	52	62	104
1985 Kingston	6-10	3.20	25	25	2	1	0	155	132	69	55	72	134
1985 Knoxville	5-2	4.06	9	8	1	0	0	51	53	31	23	30	28
1986 Knoxville	7-4	4.19	26	16	0	0	2	107	101	58	50	54	80
Syracuse	0-0	11.57	2	0	0	0	0	2	3	3	3	4	2
1987 Knoxville-2	10-7	3.12	28	19	3	0	1	133	122	63	46	33	105
1988 Baltimore	5-7	5.55	19	15	1	0	0	86	98	62	53	37	61
Rochester	3-0	2.89	6	6	1	0	0	43.2	35	14	14	9	36

Pro Totals 44-38 3.77 149 105 12 1 9 728.2 668 383 305 312 561

1—Signed by Toronto as an undrafted free agent (as a catcher) on 2/28/81 (became a pitcher in '83).

2—Acquired by the Orioles from Toronto, along with pitcher Jose Mesa, in deal for pitcher Mike Flanagan on 8/31/87.

Strikeout High: 10, (Aug. 6, '88, vs. Mil. at Bal.).

Winning Streak: 3, (July 28 thru Aug. 6, '88).

Losing Streak: 3, (Aug. 12 thru Aug. 27, '88).

Pitches: Fastball, slider, palm ball.

1988 SEASON SUMMARY

With only 2 innings above AA ball under his belt, he began the season with the Orioles, was optioned to Rochester on Apr. 25, and returned to the big club two months later... Didn't pitch after Sep. 2.

Was 0-2 (era-7.71, ip-14, er-12) in first tour with Orioles... Returned from Rochester on June 20 and was the O's leading winner over the next 7 weeks, going 5-2 in 9 starts (era-4.09, ip-55, er-25)... In 1st start back, he earned his 1st big league win at Toronto, 4-2, over **Mike Flanagan**, whom the Orioles traded to Toronto to acquire **Peraza** and **Jose Mesa** in '87.

Was the only Oriole to win more than 2 consecutive starts when he won 3 straight: July 28-Aug. 6.

Included in the streak was his lone major league complete game, 5-2 at home over Cleveland on Aug. 2... He beat the Tribe in his previous start, also 5-2, on July 28 and in the process stopped **Julio Franco's** 22-game hitting, the A.L.'s longest... On Aug. 6, he beat Milwaukee, 7-2, when he went 7 innings, allowing one hit and fanning 10... Went 7 innings and combined with **Niedenfuer** on a 7-hit, 6-0 win over Texas on July 7.

ROCHESTER: Fanned 15 on June 10 in 8.2 innings vs. Denver while earning a 5-3 win.

1987: Finished 4th in the Southern League in era (3.12) while at Knoxville... Tied **Jose Mesa** for club lead with 10 wins... Averaged 2.23 walks per 9 innings.

In his last 12 games, all starts, beginning June 10, he was 7-3 (era-3.12, ip-78, er-27)... In 9 starts, between June 10 and July 17, was 6-1 (era-1.84, ip-63.2, h-50, er-13).

Had two 3-hitters: Apr. 25 in 3-1 loss to Greenville and in 10-1 win over Huntsville on June 10... Struck out season-high 10 batters on July 6 in 6 innings while beating Greenville... Earned his lone save with 4 innings of hitless relief vs. Huntsville, May 28.

PITCHING CAREER, '83-'86: After breaking into pro ball as a catcher, was converted into a pitcher in '83 at Bradenton, the Blue Jays' affiliate in the rookie league.

Began the '84 season in the bullpen at Florence (A) before taking a turn in the rotation in mid-May... Made 13 starts before returning to the bullpen

OSWALD PERAZA (Cont.)

... In his 2nd start, he struck out 11 in complete game win against Anderson on May 18 ... Named Blue Jays' "Minor League Pitcher of the Month" in May.

In '85, tied for 4th in the Carolina League in starts (25) ... Struck out season-high 11 on 2 separate occasions ... Lost a 2-hitter on Apr. 27 to Prince William and beat Winston-Salem on a 3-hit shutout on May 5 ... Promoted to AA at Knoxville in late July ... Saw first AAA action in '86.

CATCHING CAREER, '81-'82: Spent first 2 seasons in the Blue Jays' system as a catcher, both at Bradenton ... Batted a combined .199 (196-39) in the 2 seasons, including .125 (40-5, hr-0, rbi-0) in 23 games in 1st season and .218 (156-34, hr-2, rbi-13) in 51 games in 2nd year.

PERSONAL: Single ... Attended Miguel Pena High School in Venezuela.

8

CALVIN (CAL) E. RIPKEN JR.

Born: Aug. 24, 1960

Height: 6'4" **Weight:** 225

Bats, R; Throws, R

Position: Shortstop

Birthplace/Residence: Born in Havre de Grace, MD, but grew up in nearby Aberdeen ... Resides in Reisterstown, Baltimore County.

Contract Status: Signed 3-year contract extending thru '91 on July 27, '88.

Tenure: 7 years, 57 days.

Signed Originally with: Orioles.



YEAR CLUB	AVG.	G	AB	R	H	2B	3B	HR	RBI	BB	SO	SB	CS	HP
1978 Bluefield-1	.264	63	239	27	63	7	1	0	24	24	46	1	1	2
1979 Miami	.303	105	393	51	119	*28	1	5	54	31	64	4	3	1
Charlotte	.180	17	61	6	11	0	1	3	8	3	13	1	0	0
1980 Charlotte	.276	*144	522	91	144	28	5	25	78	77	81	4	2	3
1981 Rochester	.288	114	437	74	126	31	4	23	75	66	85	0	2	2
Baltimore	.128	23	39	1	5	0	0	0	1	8	0	0	0	0
1982 Baltimore	.264	160	598	90	158	32	5	28	93	46	95	3	3	3
1983 Baltimore	.318	*162	*663	*121	*211	*47	2	27	102	58	97	0	4	0
1984 Baltimore	.304	*162	641	103	195	37	7	27	86	71	89	2	1	2
1985 Baltimore	.282	161	642	116	181	32	5	26	110	67	68	2	3	1
1986 Baltimore	.282	162	627	98	177	35	1	25	81	70	60	4	2	4
1987 Baltimore	.252	*162	624	97	157	28	3	27	98	81	77	3	5	1
1988 Baltimore	.264	161	575	87	152	25	1	23	81	102	69	2	2	2

M.L. Totals .280 1153 4409 713 1236 236 24 183 651 496 563 16 20 13
GWRBI: '82-11; '83-17; '84-11; '85-15; '86-15; '87-8; '88-7. Total: 84.

* Led League * Tied for league lead

1—Selected by Orioles in June '78 free agent draft (2nd round, Baltimore's 4th selection). Signed by Dick Bowie on 6/13/78.

League Championship Series Record

YEAR CLUB	AVG.	G	AB	R	H	2B	3B	HR	RBI	BB	SO	SB	CS	HP
1983 Bal. vs. Chi.	.400	4	15	5	6	2	0	0	1	2	3	0	0	1

World Series Record

YEAR CLUB	AVG.	G	AB	R	H	2B	3B	HR	RBI	BB	SO	SB	CS	HP
1983 Bal. vs. Phi.	.167	5	18	2	3	0	0	0	1	3	4	0	0	0

All-Star Game Record

YEAR CLUB	AVG.	G	AB	R	H	2B	3B	HR	RBI	BB	SO	SB	CS	HP
1983 A.L. at Chi.	.000	1	0	0	0	0	0	0	0	1	0	0	0	0
1984 A.L. at S.F.	.000	1	3	0	0	0	0	0	0	0	0	0	0	0
1985 A.L. at Min.	.333	1	3	0	1	0	0	0	0	0	0	0	0	0
1986 A.L. at Hou.	.000	1	4	0	0	0	0	0	0	0	2	0	0	0
1987 A.L. at Oak.	.500	1	2	0	1	0	0	0	0	0	0	0	0	0
1988 A.L. at Cin.	.000	1	3	0	0	0	0	0	0	1	0	0	0	0

All-Star Totals .133 6 15 0 2 0 0 0 0 0 2 2 0 0 0

Career Highs, Game: **Runs—3, 21 times** (latest June 6, '88 vs. Det. at Bal.); **Hits—5, 3 times**, all on road (8/22/82 at Tex, 9/3/83 at Min, 5/5/85 at Min); **4, 13 times** (latest June 8, '88 vs. Det. at Bal.); **HR—2, 7 times** (latest Sep. 16, '85 at Det.); **RBI—6** (Sep. 2, '85 vs. Oak. at Bal.); **5** (June 15, '83 at Mil.).

Hitting Streaks: 17, twice (Aug. 23 thru Sep. 10², '85 and June 5 thru 21, '86). **Grand Slams: 2** (see page 25).

FAMILY: For full particulars, see **Cal Senior's** biography on page 121.

STREAK: Has extended his consecutive games streak to 1,088, 6th longest in baseball history ... He hasn't missed a game since the nightcap of a doubleheader on May 29, '82 ... He has played the equivalent of 6¾ straight seasons without missing a game ... See "Ironman" below for more details.

TALLEST: Is tallest ever to play shortstop regularly in the majors. **Ray Busse** (Houston, '71-'74), **Enos Cabell** and **Jamie Quirk** are among 7 others, also 6'4", who have played some shortstop. The tallest of all time was **Parson "Beacon" Nicholson**, at 6'6", but he played only 10 games at short for the "Pesky Nats" in 1895 when they were in the National League.

1988 SEASON SUMMARY

Was co-winner for the 2nd time with **Eddie Murray** of the **Louis M. Hatter** "Most Valuable Oriole" Award ... He also shared the honor with **Eddie** in '83, the year **Rip** edged **Murray** in the A.L. MVP vote ... See "Major Honors and Awards."

Ranked 3rd in the league with a career high 102 walks (**Wade Boggs**—125, **Jack Clark**—113) ... Tied for A.L. lead (with **Chili Davis**) in sac flies (10) ... Also led O's in runs (87) and was 2nd to **Murray** in homers (23 to 28), rbi (81 to 84) and doubles (25 to 27).

Led major league shortstops in homers & rbi for the 5th time in 6 years (**Alan Trammell** led in both categories in '87) ... Became only the 2nd shortstop ever to hit 20+ home runs in 7 straight years, matching **Ernie Banks** ... His 175 career homers as a shortstop is 3rd all time behind **Banks**—293 and **Vern Stephens**—213.

Is one of 5 major leaguers with 20 or more homers in each of the last 7 years along with **Dwight Evans**, **Fred Lynn**, **Tom Brunansky** and **Dale Murphy**.

Led A.L. shortstops in putouts (284), was 3rd in assists (480), 2nd in total chances (785, behind **Ozzie Guillen's** 863), 4th in errors (21 ... **Dale Sveum** led with 27) and 8th among 12 qualifiers (108 or more games) for the fielding percentage lead (.973) ... **Dick Schofield** led at .983 ... See "Fielding" below for more details.

Had 49-extra base hits, his lowest total ever, but his 443 over the past 7 years (2b-236, 3b-24, hr-183) are 2nd in the A.L. only to **Dwight Evans'** 450 (2b-223, 3b-31, hr-196) ... His base-hit total has declined progressively every year since he led the league with 211 safeties in '82.

Hit 7 home runs in 17 games right after agreeing to a new 3-year contract on July 27, then hit only 2 more in his last 45 games, and one in his final 33 games (including a career high 29 straight from Aug. 28 thru Sep. 28).

Was batting .316 on May 8 ... Over the rest of the season, Cal hit .254 (477-121) ... His 2nd half average high was .278 on Aug. 5 ... Batted .216 (102-22) from the start of September thru the end of the season.

SLOW START/FAST COMEBACK: Was only 2-for-43 (.047) after the first 12 games of the year (thru Apr. 17), and that stretch included an 0-for-29, the longest hitless streak of his career (#29 was not a good number for Cal in '88 ... His 29-game homerless string late in the season was also the longest of his career) ... In '82 he had gone 4-for-55 (.073) in his first 18 games.

Starting Apr. 19, Cal went on one of the hottest stretches of his career ... Hit safely in 16 of the next 17 games (including 11 in a row) and batted .527 (55-29) while raising his average from .047 to .316 on May 8 ... His on-base percentage in that 17-game span was a spiffy .653 (75-49).

IRONMAN

CONSECUTIVE GAMES: His 1,088 consecutive games played represent the 6th longest streak in history ... It began May 30, '82, the day after **Floyd Rayford** had subbed for him at 3rd base in the 2nd game of a doubleheader at Baltimore vs. the Blue Jays.

It's been the longest streak in the majors since **Dale Murphy's** 740-game skein ended July 9, '86.

TOP 10 CONSECUTIVE GAME STREAKS ALL TIME

1.—2,130 ... Lou Gehrig	6.—1,088 ... Cal Ripken
2.—1,307 ... Everett Scott	7.— 895 ... Stan Musial
3.—1,207 ... Steve Garvey	8.— 829 ... Eddie Yost
4.—1,117 ... Billy Williams	9.— 822 ... Gus Suhr
5.—1,103 ... Joe Sewell	10.— 798 ... Nellie Fox

CAL RIPKEN JR. (Cont.)

Previously, the 3 longest streaks in Orioles' history were by **Brooks Robinson** (463), **Eddie Murray** (444), and **Billy Gardner** (361).

Cal has played every Orioles' game for the last 6 full seasons . . . Other Orioles who have played every game: **Brooks** and **Eddie Murray**—4 times, **Gardner** and **Bobby Grich**, once each.

CONSECUTIVE INNINGS: His streak of 8,243 straight innings, believed to be the longest of its kind in major league history, ended Sep. 14, '87 at Toronto when he didn't take the field for the bottom of the 8th in an 18-3 Toronto victory (**Ron Washington** replaced him at shortstop) . . . That was the game in which the Jays hit a major league record 10 home runs.

The innings streak had begun June 5, '82 at Minnesota (6 days and 5 games after the start of his consecutive games string) . . . The day before, June 4, **Jim Dwyer** pinch hit for him in the 9th, also at Minny. The 82 postseason innings he played in '83 are **NOT** included in the figures above.

During his 1,088 consecutive games string, the O's have played some 10,925 innings, and Cal has played in 10,907 of them (99.84%) . . . In other words, he has missed only 18 innings in that time: June 4, '82 (1); Sep. 14, '87 (2); Sep. 25, '87 (8); June 19, '82 (2), and Oct. 2, '88 (5).

At the time that both his games and innings streaks began, Cal was playing 3rd base . . . He moved to shortstop July 1, '82 . . . Thus, since that transition, he has missed only 17 innings defensively.

Noted baseball researcher **L. Robert Davids** determined that the previous leaders in the consecutive innings category were a couple of former Carminees who played in Boston in the early 1900s—**Buck Freeman** and **Candy LaChance**. **Freeman**, a 1st baseman, played every inning over some 534 games (Jul 28, '01 to Jun 5, '05) and outfielder **LaChance** missed nary a canto over a span of 424 games (May 23, '02 to Apr. 28, '05) . . . They were Old Oriole **Lou Gorman's** kind of guys.

Rip, whose inning streak ran for 5½ seasons, was the 1st to have played every inning for at least 2 years since **Rudy York** in '40-'41 . . . In addition to **Rip** & **Freeman**, only one other major leaguer has played every inning for at least 3 years (not consecutive). That was **Mickey Vernon** in '42, '47 & '53 with the Pesky Nats . . . The only other Oriole to play every inning in one season was **Eddie Murray** in '84 (including 3 games as dh).

MAJOR LEAGUE CAREER HIGHLIGHTS

7-YEAR LEADER: He and hall of famer **Ernie Banks** are the only 2 shortstops in history to have hit 20 or more homers 7 straight seasons . . . **Banks** did it from '55 thru '61.

Over these past 7 years he's hit 183 homers, 9th among current actives behind: **Dale Murphy** (242), **Mike Schmidt** (228), **Eddie Murray** (200), **Dwight Evans** (196), **Dave Winfield** (190), **Andre Dawson** (188), **Darrell Evans** (187), **Tom Brunansky** (185).

Has scored 712 runs over the past 7 years, one of 6 to have averaged 100 runs a year over that stretch beginning '82 along with: **Rickey Henderson** (809), **Dale Murphy** (737), **Tim Lincecum** (724), **Dwight Evans** (718), and **Wade Boggs** (710).

Only **Murphy** (472), and **Dwight Evans** (450) have had more extra-base hits these past 7 seasons than **Rip** (443).

GIDP: Bounced into only 10 double plays in '88, his all-time low for a full season . . . He holds the club record for one season (32 in '85), but his career total of 140 is a long way from **Brooks Robinson's** 297.

TOP 10: Is a ranking leader in the following Orioles' offensive categories: runs (713, 6th), hits (1,236, 8th), doubles (236, 5th), triples (24, 7th), home runs (183, 4th), total bases (2,069, 6th), rbi (651, 5th), extra-base hits (43, 5th), and gwrbi (84, 5th).

RIPKEN BY MONTH

1988 SEASON				MONTH	LIFETIME			
AVG.	AB-H	HR	RBI		AVG.	AB-H	HR	RBI
.260	77-20	3	7	APR.	.276	536-148	25	89
.240	96-23	6	15	MAY	.270	719-194	34	113
.286	98-28	3	20	JUNE	.283	727-206	23	103
.313	96-30	6	17	JULY	.308	730-225	36	125
.274	106-29	4	15	AUG.	.267	835-223	30	108
.216	102-22	1	7	SEP.-OCT.	.277	862-240	35	113

Cal's monthly highs include: 8 home runs (Sep.-Oct. '85 & Apr. '84) . . . 23 rbi, Sep.-Oct. '85 . . . and .385 average (133-55) in Sep.-Oct. '83.

CYCLE: He and **Brooks Robinson** are the only Orioles ever to hit for the cycle in the club's 35 Balmer seasons. **Rip** did it in Texas on May 6, '84. Homered off **Dave Tobik** on final at bat to complete the job . . . Went 4-for-5 with 2 rbi . . . **Brooks** cycled at Chicago on July 15, '80.

IN THE CLUTCH: Hit .269 (130-35) and drew 35 walks with runners in scoring position in '88, and now has a .286 (1062-304) lifetime average in that category.

Ranks 17th on the major league career gwrbi list with 84 despite the fact that his career didn't start in earnest until '82, and the rule went into effect in '80 . . . Everyone in front of him on the gwrbi list has been playing regularly at least as far back as '80.

Lifetime with the bases full, he's hitting .256 (78-20).

Has finished 1st (twice) or 2nd (5 times to **Eddie Murray**) on the club in tying/go ahead rbi in each of the last 7 seasons . . . His year by year totals: '82-36 (#2), '83-33 (#2), '84-25 (#2), '85-40 (#2), '86-33 (#1), '87-40 (#1), '88-26 (#2).

Is batting .256 (78-20) lifetime in bases-loaded situations with 6 walks, 3 doubles and 2 homers . . . In '88, he went 1-for-7 (.143) with 2 walks in bases-loaded situations.

HOME RUNS: Has been amazingly consistent in annual home run production . . . His totals in 7 full years, starting '82 are: 28, 27, 28, 26, 25, 27, 23 . . . His annual average is 26 . . . See "Individual Batting, '88 & lifetime" on page 72 . . . See also "O's Lifetime Home Runs in Each Park", page 69.

ARTIFICIAL TURF: Batted .329 (85-28) on the 4 A.L. artificial turf ballparks (K.C., Min., Sea., Tor.) in '88 . . . Lifetime, he is hitting .312 (685-214) on ersatz grass.

VS. OPPONENTS: See "Orioles vs. Opponents" section, pp. 46-62, for more details, particularly "O's vs. Twins", pp. 55) . . . Has never missed a game against the Red Sox (91), Twins (84) and Rangers (84) . . . Has career high .347 (323-112) average against the Twins, and also owns .300+ lifetime marks against: Chicago (.316, 313-99) and Texas (.313, 332-104).

Has hit 15 points higher on the road (.287, 2281-655) than at home (.273, 2128-581).

His 22 home runs against the White Sox, and his 63 rbi vs. the White Sox (85 games) and the Brewers (94 games) are all career highs . . . His 8 homers and 38 rbi in 91 games against the Red Sox are lifetime lows.

On the road, he has homered 10 times at Comiskey Park, and 9 each in Cleveland, Detroit, Kansas City, and Minnesota's Metrodome where he has also driven in 33 runs in 42 games . . . His total home run output in the Twin Cities is 14, including 5 in old Metropolitan Stadium.

JAPAN TRIPS: Has a cumulative .353 average (68-24) on 2 trips to Japan . . . Cal accompanied the Orioles on a 14-game trip in '84 and batted .315 (54-17) with 4 homers and 9 rbi as the O's went 8-5-1 . . . Two years later, in '86, he accompanied a U.S. major league all-star team that went 6-1 against an assortment of all-stars from Japan's Central and Pacific leagues . . . Cal led that team in batting (.500, 14-7, 2bh-2, hr-2, rbi-6) while splitting the shortstop assignment with the Cardinals' **Ozzie Smith**.

EJECTION: His only ejection occurred on Sep. 25, '87 in Baltimore in a game vs. the Yankees . . . He was thumbed by **Tim Welke** in the 1st inning on a balls & strikes dispute (see **Cal Sr.'s** biog for more on this subject).

FIELDING

In '88, Cal led the league in putouts (284); was 2nd to the ChiSox' **Ozzie Guillen** in total chances (785 to 863), 2 chances ahead of the Angels' **Dick Schofield**; and was 3rd in assists (480) behind **Guillen** (570) and **Schofield** (492) . . . With 21 errors he ranked 4th (**Dale Sveum** led with 27) and was 8th among 12 qualifiers (108 games minimum) in percentage at .973 . . . **Schofield** was the pacesetter at .983.

He has led the A.L. in assists 4 times (in the last 6 years), putouts 3 times, total chances twice and double plays 3 times . . . He has also led the league's shortstops in games 4 times (**Tony Fernandez** led in '85-162, and '86-163).

Since taking over at shortstop on July 1, '82, he has missed only 18 innings defensively . . . Has played 1,076 games at shortstop for the O's, 2nd to **Mark Belanger's** 1,897 . . . **Luis Aparicio** ranks 3rd in that category (713).

CAL RIPKEN AT SHORTSTOP BY-YEAR

YR	PCT.	G	PO	A	E	TC	DP
1981	.946	12	11	24	2	37	5
1982	.972	94	155	289	13	457	47
1983	.970	162*	272	534*	25	831*	113*
1984	.971	162*	297*	583†	26	906*	122*
1985	.967	161	286*	474	26	786	123*
1986	.962	162	240	482*	13	735	105
1987	.973	162*	240	480*	20	740	103
1988	.973	161*	284*	480	21	785	119
Totals	.972	1076	1785	3346	146	5277	737

* Led A.L. † A.L. Record

ASSISTS RECORD: In '84 he established an A.L. record with 583 assists, breaking **Roy Smalley's** '79 mark of 572. That year, he also led major league shortstops in assists as well as in total chances (906).

TOTAL CHANCES: His 880 successful total chances (net chances) in '84 (excluding errors) were the most by an A.L. shortstop since the Twins' **Leo Cardenas** handled the same number in '69. The only major league shortstop to have handled more net chances in one season since World War II was the Cardinals' **Ozzie Smith** (909 in '80). The major league record is 984 by the Giants' **Dave Bancroft** ('22).

He led league in net chances in both '83 & '84, and was edged by one chance in '85 (by **Tony Fernandez**, Toronto) . . . Finished 3rd in '86 and 2nd last year.

3RD BASE: Played both 3rd and short after 1st coming up in August '81, but started '82 as O's regular 3rd baseman . . . In 77 games at 3rd ('81-6, '82-71), has a .971 percentage (TC-232, E-7).

Played there the last time July 8, '82 at Seattle, after starting game at shortstop . . . Started last time at 3rd on June 30, '82 in Baltimore vs. Cleveland.

ERRORLESS GAMES: Had a string of 37 straight errorless games at short in '87 (June 28 thru Aug. 9), and a 44-game errorless string at 3rd base in '82 (Apr. 24 thru June 14).

MAJOR HONORS AND AWARDS

ALL-STAR GAMES: Has been the A.L.'s starting shortstop for the past 5 years . . . Was elected to A.L.'s starting lineup for 4 straight years ('84 thru '87), a record for junior circuit shortstops, then replaced the injured **Alan Trammell** last year after finishing 2nd to him in the voting . . . The only other at that position to have started more games is the Cardinals' **Ozzie Smith** (6, '83-'88). Another Cardinal, **Marty Marion** ('43-'47) was also a 5-time starter.

Cal and **Brooks Robinson** ('71 thru '74) are the only 2 Orioles to have been elected starters 4 times . . . In terms of total starts, **Brooks** tops the O's with 11.

Cal received more votes than any other American League player in both '85 (1,398,901) and '86 (1,486,806), edging runner-up **George Brett** each year. In '86, he was 2nd in the majors behind the Mets' **Darryl Strawberry** (1,619,511).

He was 3rd in '84 behind #1 **Brett** and #2 **Lance Parrish**, but beat out **Trammell** for the starting nod at short. Cal made his all-star debut in '83 as a defensive replacement for **Robin Yount** after being appointed to the squad.

He's 2-for-15 in 6 games . . . His 1st hit was a single off **Nolan Ryan** at Minnesota in '85 . . . His 2nd was also a single, off the Cubs' **Rick Sutcliffe** in '87 at Oakland.

"MOST VALUABLE ORIOLE": Was co-winner of the **Lou Hatter** "MVO" award with **Eddie Murray** in both '83 & '88; has finished 2nd twice ('85, '86) and 3rd three times ('82, '84, '87) in 7 full seasons.

Was runner-up to **Murray** '85 and to **Don Aase** in '86 . . . Was outpolled by **Murray** and **Jim Palmer** in '82; by **Murray** and **Mike Boddicker** in '84, and by **Larry Sheets** & **Murray** in '87.

MOST VALUABLE PLAYER, '83: Rip shaded teammate **Eddie Murray**, 322 to 290 as O's finished 1-2 in balloting . . . That wasn't unprecedented for the O's, however. In '66, **Frank**, **Brooks** and **Boog** were 1-2-3 (and **Luis Aparicio** was 9th).

Cal & **Eddie** were the only players listed on every '83 ballot. Cal's vote: 1st-15, 2nd-9, 3rd-3, 4th-1 (system: 1st place-14 points, 2nd-9 points, 3rd-8, 4th-7, etc.).

Became first to win "Rookie" and MVP honors in back-to-back years. **Fred Lynn**, of course, had done him one better in '75 by capturing both awards in the same year.

"ROOKIE OF THE YEAR": In '82 he registered 132 points (5-3-1 system) to beat out Twins' **Kent Hrbek** (90 points), the only other player named on all ballots. **Wade Boggs** was 3rd (10½ points). Rip polled 24 1sts and 4 2nds while **Hrbek** received 4 1sts, 23 2nds and a 3rd.

He was the 5th Oriole to win BBWAA "Rookie" honors: **Ron Hansen** ('60), **Curt Blefary** ('63), **Al Bumbry** ('73) and **Eddie Murray** ('77).

"PLAYER OF THE YEAR": Chosen Major League "Player of the Year" in '83 by The Sporting News, and A.L. "Player of the Year" by both TSN and Baseball America.

OTHERS: Picked as shortstop on A.P. Major League All-Star, TSN A.L. All-Star and TSN/Hillerich & Bradsby "Silver Slugger" Teams (to outstanding offensive players at each defensive position) each of 4 straight years ('83 thru '86).

PREVIOUS HIGHLIGHTS BY YEAR

1987 SEASON: Became the 1st Oriole, other than **Eddie Murray**, to lead the club in rbi during the 80s . . . **Ken Singleton** was the last, in '79 (In '86 Cal was the 1st to lead the O's in homers—other than **Murray**—since **Singleton** '79) . . . Led club with 40 tying/lead runs while batting .297 (149-44) with men in scoring position.

Led A.L. shortstops in assists (480) for the 4th time in last 5 years (See "Fielding") . . . Became 1st A.L. shortstop to be elected to starting team 4 straight years . . . Finished 3rd in O's "MVO" vote behind **Larry Sheets** and **Murray**.

After leading major league shortstops in homers, rbi, runs and slugging for 4 straight seasons, he finished 2nd in all 4 categories to the Tigers' **Alan Trammell** (hr-28, rbi-105, r-109, slug-.551) . . . Registered career low in batting average (.252).

Was batting .326 (144-47) thru May 16 with 8 homers and 34 rbi thru 36 games, but hit only .229 (480-110) the rest of the way with 16 homers and 64 rbi in his last 126 games . . . During 6-game stretch from Apr. 29 thru May 6, Cal went 9-for-25 and all 9 hits were for extra bases (2b-4, 3b-1, hr-4).

1986 SEASON: Led major league shortstops for 4th straight year in homers (25), rbi (81), runs (98) and slugging (.461) . . . Was 2nd in fielding pct. to Jays' **Tony Fernandez** (.982 to .983) . . . Tied for league lead with Yankees' **Don Mattingly** in gwrbi (15).

Was 1st other than **Murray** to lead club in homers since **Ken Singleton** in '79 (**Eddie** had led 6 straight years) . . . Was 2nd in MVO vote to **Murray**. . . Led club in runs, hits, doubles, homers, total bases (289) and in tying & go-ahead rbi (33).

1985 SEASON: Set career highs in runs (116) and rbi (110) . . . Was 2nd to **Rickey Henderson** (146) in A.L. in runs . . . Scored over 100 runs for 3rd straight year . . . Was 1st or 2nd among O's in 12 different offensive categories.

Hit .282 overall, but batted .321 (165-53) with men in scoring position. Tied **Eddie Murray** for club lead in gwrbi (15). Set club record with 32 gidp's, eclipsing **Brooks Robinson's** '60 total (29). Led A.L. shortstops in putouts and double plays.

1984 SEASON: Batted over .300 for 2nd straight year (.304) . . . Set A.L. record in assists (583) . . . Went as long as 3 games without a hit only once . . . Led O's regulars with men in scoring position (.311, 148-46) . . . Batted .355 (242-86) over 60 games from June 27 thru Sep. 1.

Hit .372 (258-96) with 16 homers and 41 rbi over 63 games from Sep. 1, '83 thru May 9, '84 . . . Led major league shortstops in chances with 908 and net chances (880), most in A.L. since **Chico Cardenas** in '69.

1983 Season: Was A.L. MVP and TSN "Player of the Year" and shared "MVO" laurels with **Eddie Murray**. Played on A.L.'s 1st winning all-star team since '71 and also played on winning team in both ALCS & World Series.

Led majors in hits (211) and doubles (47); was 2nd with 76 extra-base hits to the Expos' **Andre Dawson** (78), and, with 343 total bases, was runnerup to major league leader **Jim Rice** (344) . . . Cal led the A.L. with 121 runs.

Led A.L. shortstops in assists, chances and double plays. His .318 average was 3rd in club history behind **Ken Singleton's** .328 in '77 and **Bob Nieman's** .322 in '56.

CAL RIPKEN JR. (Cont.)

Stretch Run: During 44 games from Aug. 13 thru Sep. 25, a period in which the O's went 34-10 to win the Eastern Division championship, Rip hit .391 (192-75) with 14 doubles, 9 homers, 30 rbi and 40 runs scored.

Postseason: Batted a combined .273 (33-9) in 9 postseason games. Drove in O's only run in 9th inning ALCS game #1, won by **LaMarr Hoyt**, 2-1. Made final putout of WS when he caught **Garry Maddox'** line drive in bottom of 9th of game #5.

1982 SEASON: Led all major league rookies in doubles (32), homers (28), rbi (93), total bases (284), gwrbi (11, tie with **Von Hayes**), games (160), at bats (663, led A.L.) and runs (90).

Missed only 3 games all year, none after May 29th (the day before his games streak started). Played 44 straight errorless games at 3rd base from Apr. 24 thru June 14. Registered his 1st big league stolen base the hard way, stealing home on the front end of a double steal with **Lenn Sakata** off Rangers' **Jon Matlack** on May 31 at Baltimore.

Slow Start: After a glittering opening day on which he went 3-for-5 with his 1st big league double, homer (off KC's **Dennis Leonard**) and rbi, **Rip** plunged into deep slump (55-4). He was batting only .117 (60-7) on May 1st after 18 games on the year. And over 2 seasons, he was hitting just .121 lifetime (99-12) in 41 major league games.

Start of Something Big: The next day, May 2, he picked up a pair of scratch hits and was beamed by fellow rookie, **Mike Moore**, but missed only one game. His comeback began in earnest May 6. He hit .281 (538-151) from May 2 to the end of the season.

1981 SEASON: Recalled from Rochester Aug. 8 right after the major league player strike was settled. Made big league debut as pinch runner Aug. 10 for **Ken Singleton** in Baltimore against the Royals. Singled off Chicago's **Dennis Lamp** Aug. 16 for 1st hit. Played in 12 games at short (9 starts) and 6 at 3rd. After Sep. 11, he did not make a plate appearance and appeared in only 2 games.

Rochester: Despite his early recall from Rochester, he was voted International League's "Rookie of Year" and was named 3rd baseman on all-league team. In survey of I.L.'s managers and coaches, Rip was picked as top major league prospect in league (**Von Hayes** was 2nd). Played in 85 games at 3rd for Red Wings and 35 at shortstop (primarily when **Bob Bonner** was injured).

Winter Ball: Led Puerto Rican League in rbi (49) after '81 season and was MVP at Caguas while playing for Manager **Ray Miller**.

MINORS, '78-'80: Southern League's all-star 3rd baseman in '80 and tied for league lead in games played (144). One of 2 Charlotte players that year to break club's home run record. Rip had 25 and **Drungo Hazewood** had 28. Cal had homered only 8 times in his 2 previous pro seasons combined.

Also led S.L. 3rd basemen in fielding (.933, e-28, tc-415). Helped Caguas win Puerto Rican title that winter.

Chosen as shortstop on Topps' Class A all-star team, though he played more games at 3rd (58) than shortstop (52). Led Florida State League in doubles (28).

Signed by the late **Dick Bowie** in '78 and played mostly shortstop that season at Bluefield. Played in Florida Instructional League after both '78 and '79 season.

AMATEUR BACKGROUND: Pitched and played short at Aberdeen (MD) High (graduated '78). Was 7-2 with an 0.70 era as a senior with 100 strikeouts in 60 innings while winning Harford County bat title at .492 with 29 rbi in 20 games. Pitched 2-hitter and fanned 17 to win '78 Maryland Class A baseball championship.

Was voted American Amateur Baseball Congress (AABC) "Graduate of the Year" in '86, an honor won previously by **Eddie Murray** ('84) and many other prominent major leaguers.

Also earned 2 letters in soccer. Was team captain and both an all-county and all-metro selection. Played Little League, Babe Ruth and Mickey Mantle League baseball. Led Putty Hill, MD, team to Mickey Mantle World Series in Sherman, Texas (lost in a best-of-3 competition).

COMMUNITY: Supports the community actively and in a variety of ways. Recently, he and wife, **Kelly**, contributed \$250,000 to the City of Baltimore to

establish an adult literacy program. The City has pledged to match that donation thru a corporate fund-raising program (the O's were the 1st corporate contributor).

Cal is also active on behalf of the University of Maryland Hospital's Shock Trauma Center, The Johns Hopkins Hospital Children's Center, the Baltimore School for the Performing Arts, the Bryn Mawr School (Baltimore), and the Harford Center, a day-care facility for retarded citizens.

He continues to donate 25 tickets for every Orioles' home game to "Because We Care," a program he and **Eddie Murray** initiated several years ago.

In prior years, he has supported the Harford County Humane Society, and has served as honorary chairman of the American Lung Association's anti-smoking drive, of the Easter Seals and March of Dimes campaigns, and of the United Way Softball Marathon.

He has been the regional spokesman for the Middle Atlantic Milk Marketing Association, and has also worked on behalf of Project Survival, and the Baltimore Symphony.

PERSONAL: Cal and the former **Kelly Geer** were married Nov. 13, '87. They honeymooned in England and Italy. **Kelly**, from Cockeysville, MD, and Dulaney High School, is a University of Maryland graduate. **Cal Senior** was best man, brothers **Bill** and **Fred** were ushers, and sister, **Ellen**, was a bridesmaid to **Kelly**.

WILLIAM (BILL) OLIVER RIPKEN

3

Born: Dec. 16, 1964

Height: 6'1"; **Weight:** 183

Bats, R; Throws, R


Position: Second base

Birthplace/Residence: Born in Havre de Grace, MD. Grew up in Aberdeen, MD. Resides in Cockeysville, MD.

Contract Status: Signed thru '89.

Tenure: One year, 86 days.

Signed Originally with: Orioles.



YEAR CLUB	AVG.	G	AB	R	H	2B	3B	HR	RBI	BB	SO	SB	CS	HP
1982 Bluefield—1	.244	27	45	8	11	1	0	0	4	8	6	0	0	0
1983 Bluefield	.217	48	152	24	33	6	0	0	13	12	13	7	2	1
1984 Hagerstown	.230	115	409	48	94	15	3	2	40	36	64	3	5	4
1985 Charlotte	.137	18	51	2	7	1	0	0	3	6	4	0	0	0
Daytona Beach	.230	67	222	23	51	11	0	0	18	22	24	7	4	0
Hagerstown	.255	14	47	9	12	0	1	0	0	1	2	0	2	2
1986 Charlotte	.268	141	530	58	142	20	3	5	62	24	47	9	4	1
1987 Rochester	.286	74	238	32	68	15	0	0	11	21	24	7	2	0
Baltimore	.308	58	234	27	72	9	0	2	20	21	23	4	1	0
1988 Baltimore	.207	150	512	52	106	18	1	2	34	33	63	8	2	5
M.L. Totals	.239	208	746	79	178	27	1	4	54	54	86	12	3	5
Pro Totals	.244	712	2440	283	596	27	8	11	205	184	270	45	22	13

1—Selected by Orioles in June '82 free agent draft (11th round). Signed by Jim Gilbert.

Career Highs: **Runs-2, 10 times** (latest Sep. 22, '88 vs. Det. at Bal.); **Hits-3, 10 times** (latest Sep. 22, '88 vs. Det. at Bal.); **HR-1, 4 times** (latest Sep. 4, '88 at Sea.); **RBI-5** (Aug. 22, '87 at Sea.).

Hitting Streak: 9, (July 16 thru July 24, '87).

Grand Slams: None.

★ ★ ★

Family: For full particulars, see **Cal Senior's** biography on page 121.

1988 SEASON SUMMARY

Started 146 games at 2nd base. Batted 9th in 78 games, #2 in 64 games. Also led off twice and hit 8th in 2 other starts. His best months were August (.233, 86-20) and Sep. (.231, 65-15). Went over .200 for good on Aug. 10 and reached a 2nd half high of .212 on Aug. 18 & 19.

BILL RIPKEN (Cont.)

Hit 2 homers, one off **Doyle Alexander** at Detroit on June 14, and the other against Seattle's **Terry Taylor** in the Kingdome on Sep. 4. . . He's hit 4 homers in the majors, but none at Memorial Stadium (Sea-2, Det & KC-1 each) . . . Hit .222 at Memorial Stadium and .191 on the road.

Was beaned by White Sox' **John Davis** in the 7th inning at Comiskey on Apr. 29, the night the O's snapped their 21-game losing streak . . . He sustained a concussion, but missed only 2 games . . . He had started all 22 O's games to that point . . . Missed last week of the season with sore shoulder, but by and large enjoyed a healthy year.

Switched from uniform #3 to #7, his dad's number, as a gesture of respect right after **Cal Senior** was relieved of his job as manager (Apr. 12) . . . **Bill** will return to #3 in '89, now that his father is back in uniform.

Went 2-for-10 with the bases loaded . . . Ranked 8th on the club with 9 tying/lead runs driven in.

FIELDING, '87 & '88

Defensively in '88, he accepted 761 total chances (3rd among A.L. 2nd basemen) with 309 putouts (4th), 440 assists (2nd to **Harold Reynolds**' 471) . . . Was also 2nd to **Reynolds** in double plays (110 to 111) . . . His .984 percentage (12 errors) was 6th among the 9 qualifiers (108 games minimum) . . . **Frank White** led at .994 (4 errors).

Bill and **Cal** were involved in a combined total of 229 double plays, most among A.L. keystone partners . . . In the O's 35-year history, only the **Bobby Grich/Mark Belanger** tandem of '74 had more twin killings (232) . . . The total chances accepted by the **Ripken brothers** (1,546) topped all A.L. 2nd base combinations in '88.

Played 34 straight games without error from May 21 thru June 28 . . . Played 3rd base for the 1st time on Aug. 21 and again on the 28th, after starting both games at 2nd . . . Had only one chance.

In '87, **Bill** committed only 3 errors in 298 chances (.990), and did not commit his first miscue until his 26th game (handled 115 chances before that) . . . The night he made that 1st error, he handled a career-high 15 chances.

1987 SEASON HIGHLIGHTS

MAJOR LEAGUE: Called up July 11 (**Rick Burleson** was released to accommodate his addition to the roster) . . . He made his debut that day and O's lost while he went 0-for-3 with a walk vs. the Twins . . . However, **Birds** then won next 11 straight with **Bill** as the starting 2nd baseman.

Played 58 straight games from July 11 to Sep. 15 when his season ended at Toronto after he tore lateral ligament in right ankle while fielding a ground ball on artificial turf (spikes caught).

From the all star break to Sep. 15, he ranked 3rd in A.L. in hits (72, tied with **Robin Yount**) behind **Paul Molitor** (89) and **Kevin Seitzer** (79).

Reached a high of .323 (127-41) on Aug. 14 . . . From Aug. 6 thru Sep. 15, a span of nearly 6 weeks, his average remained over .300 for all but 2 days . . . He batted .330 (212-70) over 51 games from the break thru Sep. 9 . . . Batted #2 in the lineup for all but 2 games.

Registered his 1st big league hit in his 3rd game after going 0-for-6 . . . It was a double high off the left field fence at K.C. on July 16, off **Charlie Leibrandt** . . . The drive missed being a home run by about a foot.

Hit his 1st home run 3 days later, also at K.C., on July 19 with 2 aboard off **Bud Black** . . . It was not only his 1st big league homer, it was his 1st of the year anywhere . . . He had not homered in 74 games at Rochester.

His 2nd and last homer of the year was also a 3-run shot, on Aug. 22, at Seattle off **Scott Bankhead** . . . That was his biggest offensive day in the A.L. He went 3-for-3, with a double and sac fly as well as the homer, walked once and drove in 5 runs.

MINORS/ROCHESTER: Just before he was called up in July, he had 9 hits in his last 10 at bats to raise his average from .268 to .284 . . . Beginning in '85 with Hagerstown, **Bill's** average improved every time he moved up in classification thru '87: Hagerstown—'85 (.255), Charlotte—'86 (.268), Rochester '87 (.286) and Baltimore '87 (.308).

EARLY CAREER NOTES

STARTED AT SHORT: Began career as shortstop, but did play some 2nd and 3rd base in '85 at Hagerstown.

CHARLOTTE '86: In his 1st full season at the keystone, he was named to Southern League all star team and topped all 2nd basemen in games (141), chances (723), putouts (305), assists (395) and double plays (79) . . . Also had string of 31 consecutive errorless games that year . . . Missed only 3 games all season while leading club in games as well as average (.268) and 9 other categories.

AMATEUR CAREER: Batted .385 and .326 his final 2 years at Aberdeen High ('81 & '82) . . . Was 13-1 during that time as a pitcher . . . Also played soccer, as did his dad and brother, **Cal**, before him . . . Signed for O's by **Jim Gilbert**.

PERSONAL

Bill makes frequent appearances in the community on behalf of the Orioles . . . He was married Feb. 3, '89 to **Candace Cauffman**, a Hagerstown native and an '88 graduate of the University of Maryland . . . **John Habyan** was his best man, and brothers **Cal Jr.** and **Fred** were ushers, as was teammate **Ken Gerhart**. **Bill's** sister, **Ellen**; **Cal's** wife, **Kelly**, and **Jennifer** (Mrs. **Ken**) **Gerhart** were among the bridesmaids.

CURTIS (CURT) MONTAGUE SCHILLING

43

Born: Nov. 14, 1966

Height: 6'4"; Weight: 205

Bats, R; Throws, R

Position: Pitcher

Birthplace/Residence: Born in Anchorage, AK
... Resides in Phoenix, AZ.

Contract Status: Signed thru '89.

Tenure: 32 days.

Signed Originally with: Boston.



YEAR CLUB	W-L	ERA	G	GS	CG	SHO	SV	IP	H	R	ER	BB	SO
1986 Elmira—1	7-3	2.59	16	15	2	1	0	93.2	92	34	27	30	75
1987 Greensboro	8-15*	3.82	29	28	7	3	0	184	179	96	78	65	*189
1988 New Britain—2	8-5	2.97	21	17	4	1	0	106	91	44	35	40	62
Charlotte	5-2	3.18	7	7	2	1	0	45.1	36	19	16	23	32
Baltimore	0-3	9.82	4	4	0	0	0	14.2	22	19	16	10	4
Pro Totals	28-28	3.49	77	71	15	6	0	443.2	420	212	172	168	362

* Led League.

1—Selected by Boston in January '86 free agent draft (2nd round).

2—Acquired by Orioles from Boston, along with outfielder Brady Anderson, for pitcher Mike Boddicker on 7/30/88.

Longest Outing: 7 innings, (Sep. 7, '88, vs. Bos. at Bal.).

Strikeout High: 2, (Sep. 7, '88, vs. Bos. at Bal.).

Walk High: 5, (Sep. 7, '88, vs. Bos. at Bal.).

Losing Streak: 3, (Sep. 12, '88—current).

Pitches: Fastball, slider, change-up, forkball.

WINTER BALL: Pitched with Hermsillo in the Mexican Winter League and tossed a no-hitter, striking out 15, on Nov. 15 against Culiacan.

1988 SEASON SUMMARY

ORIOLES: Acquired from the Red Sox with **Brady Anderson** for **Mike Boddicker** on July 30 . . . Was assigned to Charlotte . . . Recalled by O's on Sep. 2 and made his 1st 2 starts against Boston . . . Made his major league debut at home on Sep. 7 . . . Wasn't the pitcher of record, but O's won 4-3 with 2 in the 9th . . . He left trailing 3-2 after 7 complete innings (ip-7, h-6, r-3, er-3, bb-5, so-2, hr-Burks) . . . It was his 1st appearance above AA ball . . . Lost his last 3 starts: 6-1 at Boston on Sep. 12; 5-1 to the Yankees on Sep. 27, and 9-3 at Toronto on Oct. 2.

NEW BRITAIN/CHARLOTTE: Was 13-7 (era-3.03, ip-151.2, h-127, er-51) in 28 games, 24 starts combined at New Britain (Red Sox AA club) and Charlotte . . . After May 27, was 12-3 (era-3.05, ip-115, er-39) in 18 starts before recall.

Started the season at New Britain and lost 4 of his 1st 5 decisions . . . Then went 7-1 in last 11 starts before trade to O's . . . Lost his 1st start at Charlotte, then went 5-1 in his last 6 starts (era-1.96, ip-41.1, er-9) . . . Hurler one-hitter in his last start at Charlotte on Aug. 29 over Greenville (Braves) . . .

CURT SCHILLING (Cont.)

Struck out season-high 10 batters on June 2 for New Britain vs. Williamsport (Indians).

PREVIOUS CAREER HIGHLIGHTS

PRO CAREER: Selected in 2nd round by Red Sox in Jan. '86 free agent draft... Signed by **Ray Boone**, May 30, '86... In 1st year, led the Elmira staff in era (among qualifiers)... In '87, he led the South Atlantic League (A) in strikeouts (189), was 3rd in innings (184), and 4th in complete games (7)... His 15 losses were also tops in the SAL.

AMATEUR BACKGROUND: Played baseball at Shadow Mountain High School in Phoenix... Attended Yavapai Junior College (Prescott, AZ) for one year... Team placed 3rd in JUCO World Series... Five players off that team are now playing pro ball.

PERSONAL: Family moved from his birthplace, Anchorage, AK, to Phoenix when he was 5... Single... Enjoys fishing.

24

DAVID (DAVE) JOSEPH SCHMIDT

Born: Apr. 22, 1957

Height: 6'1"; **Weight:** 194

Bats, R; Throws, R

Position: Pitcher

Birthplace/Residence: Born in Niles, MI... Raised in Northridge City, CA... Resides in Agoura, CA.

Contract Status: Signed 2-year contract extending thru '89, on Nov. 10, '87.

Tenure: 7 years, 91 days.

Signed Originally with: Texas.



YEAR CLUB	W-L	ERA	G	GS	CG	SHO	SV	IP	H	R	ER	BB	SO
1979 Sarasota—1	2-2	4.20	7	6	0	0	0	30	30	19	14	8	27
1980 Asheville	8-1	1.98	12	11	5	1	3	91	76	32	20	13	67
Tulsa	4-6	4.44	12	12	1	0	0	73	90	42	36	28	46
1981 Tulsa	1-1	1.88	3	3	2	0	0	24	17	5	5	6	17
Wichita	2-5	4.86	12	12	4	0	0	87	90	47	47	26	49
Texas	0-1	3.09	14	1	0	0	1	32	31	11	11	11	13
1982 Texas	4-6	3.20	33	8	0	0	6	109.2	118	45	39	25	69
1983 Texas	3-3	3.88	31	0	0	0	2	46.1	42	20	20	14	29
1984 Texas	6-6	2.56	43	0	0	0	12	70.1	69	30	20	20	46
1985 Texas—2	7-6	3.15	51	4	1	1	5	85.2	81	36	30	22	46
1986 Chicago—3	3-6	3.31	49	1	0	0	8	92.1	94	37	34	27	67
1987 Baltimore	10-5	3.77	35	14	2	2	1	124	128	57	52	26	70
1988 Baltimore	8-5	3.40	41	9	0	0	2	129.2	129	58	49	38	67

M.L. Totals 41-38 3.33 297 37 3 3 37 690 692 294 255 183 407

1—Selected by Texas in June '79 free agent draft (26th round).

2—Acquired by Chicago White Sox from Texas along with shortstop Wayne Tolleson, in deal for infielder Scott Fletcher and pitcher Edwin Correa on 11/24/85.

3—Played out option with Chicago... Signed with Orioles 1/16/87.

Low Hitters: 2-Hitter (July 12, '87 vs. Min. at Bal.); 3-Hitter (June 24, '87 vs. N.Y. at Bal.)

Longest Outings: 10 innings, (Aug. 17, '82 vs. Chi. at Tex, as a starter); 7.0, (May 9, '87 at Chi., in relief).

Strikeout High: 7, (July 12, '87 vs. Min. at Bal.).

Walk Highs: 6, (Sep. 28, '85 at Sea., as a starter); 4, (Aug. 30, '81 at Mil., in relief).

Winning Streak: 6, (May 9 thru June 24, '87).

Losing Streak: 4, (May 2 thru Aug. 10, '86).

Pitches: Fastball, slider, palm ball.

1988 SEASON SUMMARY

Tied for the club lead in wins for the 2nd straight year... Also, for the 2nd straight season moved from bullpen into starting rotation and became O's most effective starter... His first 32 appearances were in relief (he was leading the A.L. in relief innings), but entered the rotation Aug. 4 and went 5-2 in 9 starts the rest of the way (era-2.63, ip-54.2, h-54, r-20, er-16)... Was knocked out in 4th in his last start of '88 (at home vs. Detroit on Sep. 22), the only start in which he allowed more than 2 earned runs... It was his only appearance after Sep. 11 due to the flu and a lower back strain... Worked a career-high 129.2 innings.

BULLPEN: Began season in bullpen and had a league high 75 relief innings before moving to rotation at the beginning of August... Was scored on in his first 6 appearances of '88 until Apr. 29, when he earned a save with 3 scoreless innings in the O's 9-0 win at Chicago, their 1st victory of the year... Also saved 2-1 win at home against Texas on July 10... Season totals as a reliever: 3-3, sv-2, era-3.96, ip-75, h-75, er-33).

REPEAT OF '87: In '87, Dave joined the rotation after 20 relief appearances and went on to win 4 of first 5 decisions... In '88, he entered the rotation in August after 32 relief appearances and along with **Jose Bautista** helped lead the Orioles to the A.L.'s best earned run average that month... Dave had the A.L.'s 3rd best era (1.95) in August (ip-37, er-8) while going 4-0... He made 6 starts that month and the O's won 5.

In 1st start on Aug. 4, he combined with **Doug Sisk** on a 5-hit, 5-0 win over Cleveland's **Greg Swindell** at Baltimore... Also beat Milwaukee and had a pair of wins over California, giving him career high 7 victories against the Angels... Last win came Sep. 11 at home over Toronto, 4-2... O's were 6-3 in his 9 starts.

MISCELLANEOUS: Was 3-0 on the road; O's were 20-61 away from home... Was one of only 3 pitchers active with the club all year...

1988 AND MAJOR LEAGUE CAREER

WINNING: Since becoming an Oriole, has an 18-10 (.643) record over the past 2 seasons, while the rest of the O's pitchers are 103-192 (.349).

CAREER STARTING/RELIEVING: In 37 lifetime starts is 12-15 with a 3.91 era (ip-214.1, er-93)... As a reliever, is 29-23 with 37 saves and a 3.07 era (ip-475.2, er-162) in 260 appearances.

In 23 starts with O's is 9-7 (era-3.44, ip-133.1, er-51)... O's are 14-9 in games he has started... Is 9-4 in relief as an Oriole.

CONTROL: Although his 2.64 walks per 9 last season was the 2nd highest of his career, his career mark of 2.39 is 16th among active major leaguers (min. 300 innings).

DAY/NIGHT: Lifetime is 12-6 in day games, 29-32 at night... In '87, his 1.73 era (ip-52, er-10) in day games was the best in the majors.

BASES LOADED: Opponents are batting .185 (54-10) lifetime off Dave with the bases loaded... Has never allowed an extra-base hit with the bases loaded.

SCHMIDT BY MONTH

1988 SEASON					LIFETIME					
W-L-S	ERA	IP	ER	G	MONTH	W-L-S	ERA	IP	ER	G
0-1-1	5.00	18.0	10	7	APR.	3-4-3	4.15	86.2	40	36
2-1-0	2.74	23.0	7	9	MAY	8-7-2	3.10	125.0	43	57
1-1-0	4.40	14.1	7	8	JUNE	10-3-6	2.78	120.0	37	49
0-0-1	4.12	19.2	9	8	JULY	3-6-15	2.89	127.2	41	64
4-0-0	1.95	37.0	8	6	AUG.	11-11-8	3.27	154.1	56	57
1-2-0	4.08	17.2	8	3	SEP.-OCT.	6-7-3	4.50	76.0	38	34

PREVIOUS CAREER HIGHLIGHTS

1987: Despite missing the last 6 weeks due to a bone spur in his right elbow, he set career highs in wins (10), strikeouts (70) and starts (14)... Final era of 3.77 was a season high... Was 38 innings shy of qualifying among league leaders... Lost his last 3 starts and was winless in his last 5 after getting final win on July 19... Still finished with the 8th best W-L pct. (10 or more dec.) in the A.L.

As a starter was 4-4 (era-4.00, ip-78.2, er-35) in 14 games... In 21 relief appearances was 6-1-1 (era-3.38, ip-45.1, er-17).

His first 20 appearances were in relief, then moved into rotation June 9... Made only one relief appearance the rest of the season.

Won career-high 6 straight games, May 9-June 24, (era-1.86, ip-53.1, er-11) 4 in relief and 2 after moving into the starting rotation... Had a string of 18.1 consecutive scoreless innings, May 9-29... Started that streak with a 15-6 win at Chicago (ip-7, h-4, r-0, bb-0, so-2), the longest outing as a reliever of his career.

Had the O's only 2 shutouts at home: a 3-hit 4-0 win over the Yankees on June 24 which gave him the A.L. era lead with a 2.24 mark, and a 5-0, 2-hit win against the world champion Twins.

On Sep. 8, **Dr. Frank Jobe** removed a bone spur from the elbow at Centinela Hospital in Inglewood, CA... Was operated on in Nov. '82 for the same problem.

DAVE SCHMIDT (Cont.)

1986: Had the 2nd best era on the White Sox staff among pitchers who remained with the club all season . . . Was tied for 2nd on club in appearances (49) with **Bob James**, behind **Gene Nelson** (54) . . . Was also 2nd on club with 8 saves behind **James** (14).

Struggled the 1st 2 months and was 0-2 with one save and a 6.23 era (ip-26, h-38, er-18) in 14 games after he lost his only '86 start 7-2 at Texas on May 26.

However, in his final 35 appearances beginning May 30, his era was 2.17 (ip-66.1, h-56, er-16) and his record 3-4 with 7 saves.

1985: Made career-high 51 appearances . . . His final 4 appearances of the season were starts, including a 7-hit shutout over California on Oct. 4 . . . Had a string of 16 scoreless innings over 11 appearances from May 17 thru June 29 . . . Threw 7 shutout innings against the world champion Royals and was 2-0.

1984: Led the Rangers with 43 appearances and 12 saves despite missing the final 2½ weeks with a sore right shoulder . . . Had the most saves for a Texas pitcher since '79 . . . Finished 37 of 41 appearances . . . Allowed only 3 earned runs in a 3-month stretch in June, July and August . . . Allowed 30 runs, 10 of them unearned.

1983: Had surgery in Nov. '82 for the removal of a bone spur from his right elbow . . . Opened the season on the disabled list and was not activated until May 1 . . . Worked in 6 games, then hyper-extended right elbow (not related to previous surgery) and missed more than 2 weeks.

1982: Earned 1st major league win in relief against Chicago at Arlington Stadium on June 6, 5-4 over **Jerry Koosman** . . . On Aug. 17, he started against the White Sox and went 10 innings, longest stint ever, but left with score tied 1-1.

Moved into starting rotation in August, but was 1-5 in that role . . . Did not pitch after Sep. 5 because of sore elbow which was later corrected by surgery.

1981: Made major league debut on May 1 at Texas against K.C. after recall from Wichita that day . . . Made 1st big league start against O's at Texas on May 9 and suffered 1st loss, 4-2 to O's **Steve Stone** . . . Returned to Wichita June 1 but was recalled Aug. 7.

MINORS: Was exclusively a starter in the minor leagues . . . Got off to 8-1 start after 1st 12 starts at Asheville (A) in '80, earning promotion to Tulsa (AA) on June 19.

AMATEUR BACKGROUND: Played baseball at Granada Hills (CA) High School (graduated '75) . . . Pitched for 3 seasons at UCLA, compiling a 24-7 career record including 15 consecutive wins at one point . . . Played with Dodgers' **Tim Leary** at UCLA.

Played Little League baseball in Northridge City, CA and semi-pro ball in Alaska and Boulder, CO.

PERSONAL: Married the former **Deborah Ann Luther** on Aug. 16, '82 . . . They have 2 children: **Brian Donald** (11/17/84) and **Tanya Ann** (3/19/87) . . . Is an avid golfer.

13

RICHARD (RICK) SPENCER SCHU

Born: Jan. 26, 1962

Height: 6'0"; **Weight:** 194

Bats, R; Throws, R


Position: Third base

Birthplace/Residence: Born in Philadelphia, PA . . . Resides in Carmichael, CA.

Contract Status: Signed thru '89.

Tenure: 3 years, 162 days.

Signed Originally with: Philadelphia.



166

YEAR CLUB	AVG.	G	AB	R	H	2B	3B	HR	RBI	BB	SO	SB	CS	HP
1981 Bend-1	.267	68	258	41	69	10	0	2	42	35	53	15	5	1
1982 Spartanburg	.273	125	429	78	117	28	1	12	60	55	66	37	12	1
1983 Peninsula	.268	122	444	69	119	22	3	14	63	48	33	29	8	2
Portland	.379	9	29	7	11	2	1	1	3	3	1	0	1	1
1984 Portland	.301	140	552	70	166	35	14	12	82	43	83	7	4	3
Philadelphia	.276	17	29	12	8	2	1	4	22	14	20	1	6	2
1985 Portland	.280	42	150	19	42	8	3	4	24	38	78	8	6	2
Philadelphia	.252	112	416	54	105	21	4	7	25	18	44	2	2	2
1986 Philadelphia	.274	92	208	32	57	10	1	8	23	20	36	0	2	2
1987 Philadelphia	.235	92	196	24	46	6	3	7	20	21	49	6	4	3
1988 Baltimore	.256	89	270	22	69	9	4	4	20	21	49	6	4	3
M.L. Totals	.255	402	1119	144	285	48	13	28	97	103	213	16	14	9

* Tied for league lead.

GWRBI: '85-2, '86-1, '87-4, Total: 7.

1—Signed as an undrafted free agent by Philadelphia on 11/25/80.

2—Acquired by the Orioles from Philadelphia, along with outfielders Keith Hughes and Jeff Stone, for outfielder Mike Young and a player to be named later on 3/21/88. Philadelphia acquired outfielder Frank Bellino to complete the deal on 6/15/88.

Career Highs, Game: **Runs-3, 4 times** (latest Aug. 7, '87 vs. St.L. at Pha.); **Hits-4, 3 times** (latest June 23, '86, vs. Chi. at Pha.); **HR-2**, (Apr. 26, '86, at Pit.); **RBI-4, 3 times** (latest July 2, '88, at Tex.).

Hitting Streak: 12, (Sep. 10 thru Sept. 28, '88).

Grand Slams: 1, see page 25.

1988 SEASON SUMMARY

His 12-game hitting streak from Sep. 10 thru 28 (.381, 42-16) was the longest of the year by an Oriole . . . It ended on the final day of the season . . . Reached a season-high .258 on Sep. 27 during the 12-game streak.

Hit the Orioles' only grand slam of the year, off **Paul Kilgus** at Texas on July 2nd (O's hit 43 slams in 6 years from '81 thru '86, but only 3 in last 2 years) . . . Went 2-for-6 in bases-loaded situations and hit .226 (53-12) with runners in scoring position.

Did 3 different tours on the disabled list with a strained right elbow for a total of 48 days (O's played 43 games in that span): Apr. 21 thru May 6 (16 days, 13 games); June 6 thru 20 (15 days, 14 games), and Aug. 12 thru 28 (17 days, 16 games).

Had started at 3rd base in each of the O's 1st 14 games before going on the dl for the 1st time Apr. 21. Batted .356 (45-16) after coming off dl last time on Aug. 29, thru balance of season.

Played 72 games at 3rd base (tc-175, e-11, pct-.937), and 4 at 1st base (tc-40, e-0).

Hit over .360 vs. 6 clubs: Min-.370 (27-10), Oak-.368 (19-7), Bos-.364 (22-8), N.Y.-.350 (20-7), Tor-.345 (29-10), and K.C.-.313 (16-5) . . . Against the 2 division titlists, he had a combined average of .366 (41-15) . . . Batted .315 (162-51) combined against the 8 A.L. teams with a winning record, and .167 (108-18) against the 5 opponents who finished under .500.

CAREER HIGHLIGHTS

DEFENSE: Lifetime, he has played 301 games at 3rd, and 32 at 1st (all in the last 2 years) . . . His fielding percentage is .948 (tc-1039, e-54) at the hot corner, and .995 (tc-217, e-1) at 1st base . . . Played some shortstop in the minors (most recently '85 at AAA), but not in the majors . . . See below under "Phillies" details of his replacing **Mike Schmidt** at 3rd for Phillies in '85.

When he started a game at 1st base on June 16, '87 at Wrigley Field, it was the 1st time he had played that position since high school.

BATTING BY MONTH LIFETIME: **April**—.250 (76-19), hr-4, rbi-9, g-32 . . . **May**—.209 (177-37), hr-3, rbi-90, g-58 . . . **June**—.296 (230-68), hr-3, rbi-18, g-79 . . . **July**—.280 (186-52), hr-5, rbi-17, g-71 . . . **August**—.266 (184-49), hr-9, rbi-26, g-65 . . . **Sep.-Oct.**—.227 (264-60), hr-4, rbi-18, g-96.

MISCELLANEOUS BATTING: Has lifetime .283 average (633-179) on artificial surfaces, and a .218 (486-106) mark on real grass . . . See page 73 for Schu home/away, 1st half/2nd half, vs. each opponent, vs. right/left.

PHILLIES: Spent his 1st 7 pro seasons in the Phillies' system, and at least part of 4 years with the big club . . . Registered his 1st hit and 1st home run, all in the same game (his 2nd in the majors), Sep. 1, '84, vs. the Giants . . . The 1st hit was a triple off **Bob Lacey**, and he hit the home run off **Mark Davis**.

In '85 he was recalled from Portland on May 29, and became the Phillies' starting 3rd baseman when **Mike Schmidt** moved to 1st . . . Rick had been playing shortstop at Portland . . . That year, Rick played 111 games at 3rd . . . The experiment extended into '86, until late May, when **Schmidt** returned to the hot corner.

167

RICK SCHU (Cont.)

Tied a major league record with 7 at bats in a 9-inning game vs. the Mets on June 11, '85. . . In each of his last 2 N.L. seasons, he bounced into only one double play (i.e. 2 gidsps in last 404 at bats) . . . Has hit 2 pinch-hit homers, both in St. Louis, off **John Tudor** (Aug. 7, '86) and **Ricky Horton** (Sep. 25, '86).

VS. N.L. OPPONENTS: Lifetime, he hit .326 (43-14) vs. Cincinnati, .340 (53-18) vs. Houston and .320 (122-39) against St. Louis . . . Batted .390 (41-16) against the pennant-winning Cardinals in '87 . . . His lowest average against a single club was .179 (56-10) vs. the Dodgers.

His 5 homers vs. the Cards and 15 rbi vs. the Cubs are career highs. . . Has a .438 (16-7) career average at Cincinnati's Riverfront Stadium and a .324 (74-24) average at Busch Stadium.

MINOR LEAGUES: Was signed for the Phillies by **Eddie Bockman** . . . Promoted to Portland (AAA, PCL) from Peninsula in late '83 and batted .379 in 9 regular season games, then hit .340 in 11 playoff games (including .353 in the AAA World Series) with 9 rbi . . . Was voted Most Popular Player by fans at Portland in '84 and was named to the Pacific Coast League all-star team that year.

AMATEUR CAREER: Graduate of Del Campo High School (Carmichael, CA) where he was a 2-time all-state selection in baseball . . . Attended Sacramento (CA) City College . . . Played Little League and American Legion baseball.

PERSONAL: Married **Keri Nyman** on Nov. 22, '86 . . . His father, **Ken Schu**, was a pitcher in the White Sox system in 1953-54 . . . Hobby: hunting . . . Both sides of his family are from Philadelphia, and he is one of 68 native Philadelphians to have played for the Phillies.

19

LARRY KENT SHEETS

Born: Dec. 6, 1959

Height: 6'3"; **Weight:** 215

Bats, L; Throws, R


Position: Outfield . . . First Base

Birthplace/Residence: Born and raised in Staunton, VA . . . Resides in Cockeysville, MD.

Contract Status: Signed 2-year contract extending thru '89 on Feb. 11, '88.

Tenure: 4 years, 27 days.

Signed Originally with: Orioles.



YEAR CLUB	AVG.	G	AB	R	H	2B	3B	HR	RBI	BB	SO	SB	CS	HP
1978 Bluefield-1	.267	67	225	32	60	9	2	11	*48	32	46	0	0	4
1979 Bluefield	.333	3	12	2	4	2	0	0	2	0	0	0	0	0
1980 Bluefield	.379	37	124	29	47	9	1	*14	47	17	14	0	0	1
Charlotte	.188	13	48	1	9	4	0	0	5	4	18	0	0	0
1981 Rochester								(did not play)						
1982 Hagerstown	.296	88	324	46	96	21	0	18	59	27	66	1	1	4
1983 Charlotte	.288	138	503	72	145	*37	3	*25	87	45	102	1	2	4
Rochester	.154	3	13	1	2	1	0	0	2	0	4	0	0	0
1984 Rochester	.302	134	431	76	130	26	4	13	67	54	73	0	0	1
Baltimore	.438	8	16	3	7	1	0	1	2	1	3	0	0	0
1985 Baltimore	.262	113	328	43	86	8	0	17	50	28	52	0	1	2
1986 Baltimore	.272	112	338	42	92	17	1	18	60	21	56	2	0	2
1987 Baltimore	.316	135	469	74	148	23	0	31	94	31	67	1	1	3
1988 Baltimore	.230	136	452	38	104	19	1	10	47	42	72	1	6	6
M.L. Totals	.273	504	1603	200	437	68	2	77	253	123	250	4	8	13

GWRB: '85-4; '86-8; '87-10; '88-5. Total: 27.

* Led League * Tied for league lead

1—Selected by Orioles in June '78 free agent draft (2nd round). Signed by Dick Bowie.

Career Highs, Game: Runs-3, 7 times, (latest Sep. 18, '87 vs. Bos. at Bal.); **Hits-4, twice,** (May 31, '88 at Sea. and May 13, '87 vs. K.C. at Bal.); **HR-2, 6 times,** (latest Aug. 11, '87 vs. Cle. at Bal.); **RBI-4, 9 times,** (latest Aug. 7, '87 vs. Tex. at Bal.)

Hitting Streak: 10, (June 30 thru July 12, '87).

Grand Slams: 1, (see page 25).

1988 SEASON SUMMARY

Average fell off 86 points from '87 (.316 to .230), biggest decrease among those A.L. hitters who qualified both years . . . Also hit 21 fewer homers, the 2nd biggest decline in club history (**Boog Powell** went from 39 in '64 to 17 in '65).

Homered the last day of the season at Toronto off **Jeff Musselman**, giving him his 1st rbi of the season against left-handed pitching (had gone 113 ab without an rbi vs. a lefty).

Led O's outfielders with 9 assists . . . Made 121 starts: 1b-2, lf-37, rf-33 and dh-49.

BATTING: Was batting .294 (51-15) thru Apr. 20, but batted only .164 (165-27) over the next 2 months (thru June 16) and .222 (401-89) rest of season . . . Had an 8-for-81 (.099) stretch in 23 games starting Apr. 21, dropping average to season-low .174 on May 20.

Hit safely in 15 of 18 games, Aug. 24-Sep. 23, raising average to .233, highest point after April . . . Began the stretch with a 9th inning, 2-out, 2-run homer off Seattle's **Mike Schooler** at Baltimore on Aug. 20, giving O's 4-3 win and their 1st doubleheader sweep in 5 years . . . Also had a season-best 4-for-5 game at Seattle on May 31 with 3 doubles . . . Hit only 2 homers in 80-game stretch, Apr. 21-July 19.

MISCELLANEOUS: His .417 (12-5) average as a pinch hitter was the A.L.'s 2nd best among those with 10 or more at bats . . . Had 4 straight pinch hits Aug. 18-Sep. 23, 2 shy of club record.

1988 AND MAJOR LEAGUE CAREER

BASES LOADED: Career average with bases loaded is .390 (41-16).

VS. LHP: Batted .306 (144-44) vs. left-handers in '87, but the remainder of his career has hit .184 (158-29, hr-1) vs. southpaws.

FAVORITE BALLPARKS: His 3 favorite road parks: Comiskey (.368, 57-21); Metrodome in Minnesota (.340, 47-16) and Fenway (.316, 76-24).

FIELDING: Has played 5 positions: c-6, 3b-2, 1b-11, rf-119 lf-132 . . . Has not been behind the plate since Sep. 2, '86.

SHEETS BY MONTH

1988 SEASON					LIFETIME				
AVG.	AB-H	HR	RBI	MONTH	AVG.	AB-H	HR	RBI	
.231	78-18	2	7	APR.	.281	174-49	6	24	
.176	91-16	1	14	MAY	.286	301-86	20	65	
.218	87-19	1	7	JUNE	.249	305-76	10	51	
.286	77-22	1	4	JULY	.264	239-63	6	23	
.227	75-17	3	10	AUG.	.279	290-81	23	56	
.273	44-12	2	5	SEP.-OCT.	.279	294-82	12	34	

PREVIOUS CAREER HIGHLIGHTS

1987: Selected "Most Valuable Oriole" by Baltimore sportswriters and broadcasters . . . Led club in batting, homers and was 2nd in rbi behind **Cal Ripken** . . . Hit club-high 31 homers, becoming only the 7th Oriole to reach the 30-homer plateau . . . Was 9th in the A.L. in batting with a .316, highest average by an Oriole (with qualifying number of at bats) since '83 when **Cal Ripken** batted .318.

Finished 6th in the league in slugging (.563), the highest slugging mark by an Oriole since '67 (**Frank Robinson** .576).

Started only 8 of the first 14 games, but began as a regular on May 2 . . . Responded with 10 home runs that month (2nd to **Eddie Murray** in May as Orioles hit major league record 58).

One of Only 5: Was one of only 5 A.L. players with a .300+ batting average, 30+ homers and 90+ rbi . . . The others: **Don Mattingly**, **Danny Tartabull**, **Dwight Evans** and **George Bell**.

Home Runs: Had five 2-homer games, all at home . . . Hottest home run stretches: 11 homers/26 rbi in 20 games, May 9-June 2 and 8 homers/15 rbi in 9 games, July 31-Aug. 11 . . . Combined with **Eddie Murray** to give the O's two 30-homer hitters for only the 3rd time in club history (**Boog Powell** and **Frank Robinson** did it in '66 and '69) . . . Hit 21 homers at Memorial Stadium, 2nd highest total ever (**Frank Robinson** hit 27 in '66).

On May 9, he cleared the right field roof at Chicago off **Bob James**, the 42nd roof shot in Comiskey Park history and the 2nd ever by an Oriole (**Boog Powell** hit one off **Juan Pizarro** on July 18, '66) . . . On the season, was 13-for-23 (.565) with 2 homers, 8 rbi in 6 games at Chicago.

LARRY SHEETS (Cont.)

Runs Batted In: Drove in 67 runs in a 72-game span, May 9-Aug. 15. Had 5 games with 4 rbi. . . Led club with 10 gwrbi.

1986: Batted over .300 in each of the 1st 3 months and was hitting .303 (234-71) as late as Aug. 14 with 16 hrs and 55 rbi in 78 games, mainly as a dh. . . Batted only .193 (109-21) with 2 hrs, 4 rbi in final 34 games.

Homered off **Phil Niekro** on Apr. 22 starting him on a 39-for-105 (.371) streak (hr-8, rbi-30) over 30 games which propelled him to season-high .354 mark on June 8.

Suffered muscle strain in left rib cage in late June and was on dl from June 30 thru all-star break.

Hit his 1st career grand slam off Texas' **Bobby Witt** on Aug. 6. . . Jim Dwyer also hit a slam that inning, tying a major league record, and Texas' **Toby Harrah** added one later in the game. . . The 3 grand slams were a major league 1st, but that mark has since been equaled (June 3, '87, Cubs-Astros).

1985: Chosen to Topps and Baseball Digest all-rookie team. . . Topped A.L. rookies in rbi (50) and was 2nd in home runs (17) behind Texas' **Oddibe McDowell** (18). . . Tied major league record when he and **Wayne Gross** hit back-to-back pinch-hit home runs off Cleveland's **Jerry Reed** on Aug. 12 at Baltimore. . . Tied for A.L. lead in pinch hrs (2).

1984: Promoted to the O's from Rochester Sep. 4 and appeared in 8 games, including 5 starts in right field. . . Beat out infield single in first big league at bat off Yankees' **Clay Christiansen** on Sep. 18.

Rochester: Was 5th among qualifiers in the International League in batting (.302) and led the Wings in batting, runs (76) and doubles (27). . . Was 2nd in rbi (67) and walks (54).

Topped all International League outfielders in assists (19) and double plays (5). . . Made only 2 errors in 222 chances (.991).

Japan: Was one of O's top hitters during club's fall tour of Japan. . . Tied **Al Bumbry** as the O's leading hitter with .400 mark (40-16). . . Tied for 2nd in hrs (4) and was 2nd in rbi and runs scored with 11 apiece.

1983: Attended his 1st spring training. . . Although he was signed in '77, did not attend an earlier spring training because of school commitments and other personal reasons.

In 1st full pro season, led Southern League in doubles (37) and tied for home run lead (25, with **Glenn Davis**, Columbus Astros). . . Led Charlotte in rbi (87) and set career highs in virtually every category but average.

EARLY CAREER: In rookie season ('78), led Appalachian League in rbi (48 in 67 games) and was 2nd in homers (11). . . Chose not to return to baseball the following spring while attending college. . . He did finally report to Bluefield for the final 3 games of the season ('79), but remained in college again the following spring ('80).

In June '80, reported to Bluefield and was outstanding. . . Led league in homers (14) and drove in 47 runs in 37 games. . . Was promoted to AA Charlotte late that season. . . In October '80, had bone chips removed from right elbow.

Did not play at all in '81 and did not go to spring training in '82. . . Reported to Hagerstown in June '82 and played in 88 games. . . Hit 18 homers and knocked in 59 runs. Signed by the late **Dick Bowie**.

AMATEUR BACKGROUND: Played 3 varsity seasons at Robert E. Lee High School (Staunton, VA) and hit 18 homers, 10 of them his senior year ('78) when he batted .536 (56-30) with 20 extra-base hits. . . Pitched junior year and threw no-hitter. . . Also struck out 17 in one game. . . Played center field exclusively as a senior.

Also won 3 varsity basketball letters. . . Played against **Ralph Sampson** (Harrisonburg). . . Was MVP in both basketball and baseball in '78. . . Was twice all-district in basketball.

Played Little League, Babe Ruth and American Legion baseball. . . Was MVP in state legion tournament in '77.

Played varsity basketball and served as assistant baseball coach at Eastern Mennonite College.

PERSONAL: Earned his degree in health and physical education from Eastern Mennonite in January '87. . . Is the chairman of the Baltimore Chapter of the Cystic Fibrosis "65 Roses" Club. . . He and his wife **Sharon**, have one daughter, **Lauren** (5/15/86).

170

RAFEL CHARLES SKEETE

10

Born: Apr. 24, 1966

Height: 5'10"; **Weight:** 175

Bats, L; Throws, L


Position: Outfield

Birthplace/Residence: Born in St. Kitts, Netherland Antilles. Resides in St. Maarten, N.A.

Contract Status: Signed thru '89.

Tenure: None.

Signed Originally with: Orioles.



YEAR CLUB	AVG.	G	AB	R	H	2B	3B	HR	RBI	BB	SO	SB	CS	HP
1985 Bluefield-1	.125	5	8	2	1	0	0	0	1	1	4	0	0	1
1986 Newark	.244	16	41	6	10	1	0	0	2	7	12	12	1	2
1987 Hagerstown	.277	98	364	69	101	7	3	3	38	35	71	39	12	6
Charlotte	.281	11	32	5	9	1	0	0	2	2	10	2	1	1
1988 Charlotte	.237	134	494	*89	117	18	1	3	29	57	135	52	17	10
Pro Totals	.253	264	939	171	238	27	4	6	72	102	232	105	31	20

* Led league

1--Signed by Orioles as undrafted free agent on 2/22/85. Signed by Jesus Halabi.

1988: Led the Southern League in runs scored (89) and was 2nd in stolen bases (52). . . His 135 strikeouts were 3rd most in the SL. . . Was successful in his last 15 stolen base attempts. . . Led SL outfielders in total chances (353) and putouts (332). . . Was batting only .171 (140-24) on May 17, but batted .285 (295-84) over the next 3 months, raising average to season-high .248 on Aug. 8. . . Went 9-for-59 the rest of the season to finish at .237 (the average batting mark in the SL was only .244). . . Had 4 hits and 4 steals May 4 vs. Knoxville. . . Had one other 4-hit game, July 23 vs. Birmingham. . . Best stretch was July 9-Aug. 1, when he batted .337 (92-31).

1987: Tied for 4th in the Carolina League with 39 stolen bases. . . Went 5-for-5 June 11 vs. Salem. . . Named to Carolina League all-star team.

1985-'86: Due to ankle and knee injuries, played in only 21 games the first 2 years in the O's system. . . In '85, joined Bluefield in June, then suffered ankle sprain in early July.

In '86, stole 7 straight bases in first 6 games with Newark before suffering knee injury in June that required surgery on July 3 by **Dr. Charles Silberstein**. . . Returned to action Aug. 22.

NETHERLAND ANTILLES: Is a native of the Netherland Antilles, a group of small islands (366 square miles) off the northwest coast of Venezuela. . . Is attempting to become the 1st from his country to play in the majors. . . Outfielder **Sherwin Cijntje** and the Yankees' third baseman **Hensley Meulens** are also from the Netherland Antilles.

AMATEUR/PERSONAL: Is an '81 graduate of Foundation of Vocational School in St. Maarten, Netherland Antilles. . . Played baseball, basketball, and ran track, serving as team captain for all 3 sports.

MICHAEL ANTHONY (MISSISSIPPI MIKE) SMITH 34

Born: Feb. 23, 1961

Height: 6'1"; **Weight:** 195

Bats, R; Throws, R


Position: Pitcher

Birthplace/Residence: Born and still resides in Jackson, MS.

Contract Status: Signed thru '89.

Tenure: 113 days.

Signed Originally with: Cincinnati.



IN UNIFORM

171

MIKE (MISSISSIPPI MIKE) SMITH (Cont.)

YEAR CLUB	W-L	ERA	G	GS	CG	SHO	SV	IP	H	R	ER	BB	SO
1981 Billings—1	5-5	1.37	22	0	0	0	8	46	39	21	7	19	52
1982 Tampa	7-1	1.23	48	0	0	0	*21	80.1	55	17	11	42	80
1983 Waterbury	2-5	2.83	22	0	0	0	7	28.2	18	13	9	25	16
1984 Vermont	3-3	3.35	35	0	0	0	6	51.0	51	28	19	20	49
Wichita	3-2	4.00	12	0	0	0	1	18.0	17	8	8	13	20
Cincinnati	1-0	5.23	8	0	0	0	0	10.1	12	6	6	5	7
1985 Denver	5-4	4.85	47	0	0	0	17	68.2	65	40	37	38	67
Cincinnati	0-0	5.40	2	0	0	0	0	3.1	2	2	2	1	2
1986 Denver/Ind.	6-3	5.40	40	5	0	0	2	76.2	95	54	46	44	50
Cincinnati—2	0-0	13.50	2	1	0	0	0	3.1	7	5	5	1	1
1987 Indianapolis	4-4	4.69	45	2	0	0	9	86.1	85	51	45	43	90
1988 Indianapolis	5-1	2.57	32	2	1	0	5	63	40	22	18	14	55
Montreal—3	0-0	3.12	5	0	0	0	1	8.2	6	3	3	5	4
M.L. Totals	1-0	5.61	17	1	0	0	1	25.2	27	16	16	12	14
Pro Totals	41-28	3.57	320	10	1	0	77	544.1	492	270	216	270	493

* Led League

1—Signed as an undrafted free agent by Cincinnati on 5/11/81.

2—Acquired by Montreal from Cincinnati for pitcher Bill Cotswall on 12/1/86.

3—Acquired by Orioles from Montreal for player to be named later on 11/14/88. Orioles sent pitcher Doug Kline to Montreal to complete deal on 12/7/88.

Pitches: Fastball, curve, change-up.

1988: Showed outstanding control, walking only 14 while striking out 55 in 63 innings at Indianapolis . . . Allowed only 8.3 baserunners per 9 innings, the best ratio in the American Association . . . Held opposition to a .185 batting average, 3rd lowest in the league.

CAME ON STRONG: Rebounded after dropping his 1st decision to post 5-0 record, 5 saves and 2.44 era (ip-62.2, er-17) over final 31 appearances . . . Started 2 games, June 22 at Maine, striking out 10 in 5 innings, and July 23 (2nd game) vs. Denver, fanning 5 in a 7-inning complete game.

PROMOTED: Called up to Montreal in September, and pitched 8.2 innings in 5 relief appearances, saving one (3.12 era).

PREVIOUS CAREER HIGHLIGHTS

1987: Led Indianapolis in appearances with 45 and was tied for the team lead in saves with 9. Altered his pitching style from full windup to stretch position . . . With the change, his era fell from 6.23 in first half to 2.79 in second half.

1985: Among American Association leaders with 17 saves at Denver.

1984: Opened season with Reds and won 1st ML victory Apr. 9 vs. Pha.

1982: Named Florida State League Fireman of the Year with league-high 21 saves to go with his 7-1 record, 1.23 era . . . Also selected to FSL all-star team and voted MVP of the Tampa Tarpons.

1981: Made pro debut, winning 5 and saving 8 games in 22 appearances for Billings in the Pioneer League (A).

AMATEUR: Attended Utica Junior College in Mississippi.

THE NAME'S THE SAME: Michael Anthony Smith is a teammate of Michael Anthony Smith . . . Both players were in the Cincinnati farm system at the same time, but never managed to make the same roster at the same time until now with the Orioles.

For identification purposes, the 2 Smiths will be referred to by their state of birth: "Mississippi Mike" and "Texas Mike."

41 MICHAEL ANTHONY (TEXAS MIKE) SMITH

Born: Oct. 31, 1963

Height: 6'3"; **Weight:** 190

Bats: R; **Throws:** R


Position: Pitcher

Birthplace/Residence: Born and still resides in San Antonio, TX

Contract Status: Signed thru '89.

Tenure: None.

Signed Originally with: Cincinnati.



172

YEAR CLUB	W-L	ERA	G	GS	CG	SHO	SV	IP	H	R	ER	BB	SO
1984 Sarasota—1	2-4	3.63	11	11	0	0	0	67.0	65	33	27	24	65
1985 Billings	2-2	2.94	7	5	1	1	0	33.2	24	15	11	24	24
Cedar Rapids	5-1	3.25	8	8	4	3	0	44.1	38	20	16	22	28
1986 Cedar Rapids	10-10	3.35	28	27	4	1	0	*191.0	155	88	71	106	172
1987 Vermont	8-12	3.36	27	*27	6	2	0	171.1	152	78	64	*117	104
1988 Chattanooga—2	9-10	3.20	28	28	5	1	0	194.1	160	90	69	98	141

Pro Totals 36-39 3.31 109 106 20 8 0 701.2 594 324 258 391 534

* Led League • Tied for league lead.

1—Selected by Cincinnati in the Jan. '84 free agent draft (5th round). Signed by Fred Uhlman.

2—Acquired by Orioles from Cincinnati in the major league draft (\$50,000) on 12/5/88.

Pitches: Fastball, slider, change-up.

1988: Tossed a 10-inning 2-hitter June 11 vs. Orlando and a 7-inning complete game 3-hitter at Greenville June 1 (2nd game) for Chattanooga . . . Pitched a career-high 194.1 innings (2nd in the Southern League) while reaching triple figures in strikeouts (141) for the 3rd consecutive season (tied with O's Pete Harnisch for 3rd in the league).

COLLECTING "K's": Had strikeout totals of 10 vs. Knoxville, Apr. 9; 9 vs. Huntsville July 6, and 8 on 3 other occasions . . . Started 28 games, 2nd in the league and the most in his professional career . . . Has 5-year mark of 36-39, all in the Reds' minor league system, but owns a lifetime 3.31 era (ip-701.2, er-258).

MAJOR LEAGUE DRAFT: Selected by the Orioles in the Dec. '88 major league draft . . . It was the 2nd consecutive year the O's picked a player in that draft after a 10-year hiatus.

PREVIOUS CAREER HIGHLIGHTS

1987: Led Eastern League (AA) with 27 starts at Vermont.

1986: Led Midwest League (A) with 191 innings pitched at Cedar Rapids . . . Was 4-0 with 2.95 era in May . . . Despite 2-4 mark in August, posted 2.82 era.

1985: Tossed 3 shutouts in 8 starts at Cedar Rapids.

1984: Fanned 65 batters (4th best in the league) in 67 innings at Sarasota (Gulf Coast, A) in 1st professional season.

AMATEUR: Was graduated from Converse, TX High School in '82 and Ranger Junior College (Texas) in '84 where he notched a **no-hitter** and garnered junior college all-star honors.

PERSONAL: Was originally signed by **Fred Uhlman**, now a special assistant to General Manager **Roland Hemond**.

HAVEN'T WE MET BEFORE?: Michael Anthony Smith and his namesake are teammates on the Orioles' roster . . . Although both played in the Cincinnati farm system at the same time, they were never previously on the same team at the same time.

For the purpose of easy identification, the 2 Smiths will be referred to by their state of birth, i.e. "Texas Mike" and "Mississippi Mike."

PETER (PETE) LOUIS STANICEK

17

Born: Apr. 18, 1963

Height: 5'11"; **Weight:** 183

Bats: L-R; **Throws:** R

Position: Outfield . . . Second Base


Birthplace/Residence: Born in Harvey, IL . . .

Grew up and resides in Park Forest, IL.

Contract Status: Signed thru '89.

Tenure: 1 year, 19 days.

Signed Originally with: Orioles.



173

PETE STANICEK (Cont.)

YEAR CLUB	AVG.	G	AB	R	H	2B	3B	HR	RBI	BB	SO	SB	CS	HP
1985 Newark—1	.251	69	255	39	64	12	1	2	25	51	44	30	4	6
1986 Hagerstown	.317	127	457	115	145	24	2	6	67	91	47	77	17	9
1987 Charlotte	.315	88	337	78	106	18	4	8	50	47	46	30	10	8
Rochester	.297	38	145	29	43	13	0	2	16	24	22	8	4	2
Baltimore	.274	30	113	9	31	3	0	0	9	8	19	8	1	2
1988 Rochester	.174	19	69	13	12	2	1	2	8	10	18	7	1	0
Baltimore	.230	83	261	29	60	7	1	4	17	28	45	12	6	4
M.L. Totals	.243	113	374	38	91	10	1	4	26	36	64	20	7	6
Pro Totals	.282	454	1637	312	461	79	9	24	192	259	241	172	43	31

GWRBI: '87-1; '88-2. Total: 3.

* Led League

1—Selected by Orioles in June '85 free agent draft (9th round). Previously drafted by Orioles in 13th round of June '84 draft but did not sign.

1988 SEASON SUMMARY

Started the regular season at Rochester while playing himself back into shape after fracturing his right index finger in an Orioles' exhibition game March 14 . . . Recalled by the O's on Apr. 27 after appearing in 19 games for the Red Wings.

Played his 1st game Apr. 29 at Chicago . . . He scored twice and drove in a run to help the Birds snap their 21-game losing streak . . . Was batting .353 (51-18) in his 1st 13 games, but sprained his right wrist May 13 and was placed on the disabled list one week later . . . Was activated June 7, and hit .202 (208-42) the rest of the way.

Led the Orioles with 12 stolen bases . . . Started 66 games (59 in leftfield, 7 at 2nd base) . . . Led off most of the time (54 games), but also batted 2nd (10 games) and 8th (2 games).

SWITCH-HITTING: Batted .222 (117-26) as a lefty and .236 (144-34) right-handed . . . Hit all 4 of his home runs from the right side . . . Is a natural right-hander, but began switch hitting in the '85 Florida Instructional League.

PREVIOUS CAREER HIGHLIGHTS

1987 SEASON: Called up from Rochester Sep. 1 and made his ML debut that same day in a start (as the dh) vs. Seattle . . . In his 3rd at bat, he singled off **Scott Bankhead** for his 1st big league hit.

AROUND THE HORN: Started 28 games in the leadoff spot and used mostly as the dh . . . Played one game at 3rd base, Sep. 6 vs. Oakland, but moved to 2nd base when **Bill Ripken** was injured Sep. 15.

HITTING HIGHLIGHTS: Had 3 hits Sep. 10 at Boston . . . Was batting .393 (28-11) after 8 games, but suffered a 1-for-22 slump, lowering his average to .245 . . . Rebounded to hit .297 (64-19) the rest of the way.

MINOR LEAGUES: Split time between Charlotte and Rochester, but combined for big season, batting .309 (482-149) with 31 doubles, 4 triples, 10 homers, 66 rbi, 71 walks and 38 stolen bases . . . His .315 average at Charlotte was 3rd in the Southern League, just ahead of teammates **Matt Cimo** (.308) and **Sherwin Cijntje** (.304).

KERPLUNK: Was hit by pitches 12 times (8 with Charlotte, 2 with Rochester and 2 with the Orioles).

1986 SEASON: Named to Carolina League and Baseball America Class A all-star teams in the wake of a season in which he led the league in on-base percentage (.438), stolen bases (77), hit by pitches (9); was 2nd in runs scored (116); and was 4th in average (.316), hits (145) and walks (91).

His 77 steals set a Hagerstown club record . . . Stole 4 bases twice, each time against the Peninsula White Sox . . . Didn't go hitless in more than 2 consecutive games at any point in the season . . . Reached base via hit/walk/hit by pitch in 113 of 126 games . . . Scored at least one run in 82 games.

1985 SEASON: Appeared in 69 games after being drafted by the Orioles in June . . . Led NY-Penn League 2nd basemen in putouts (162) and double plays (50) . . . Led Newark in hits (64), walks (51) and stolen bases (30) . . . Was 4th in the league in stolen bases.

AMATEUR BACKGROUND: Matriculated at Stanford with Orioles' teammate **Jeff Ballard** . . . Set school and Pac-10 record with 220 career runs scored.

Helped Stanford in '85, his senior year, to a 47-15 mark and a berth in the College World Series . . . Earned All-Pac-10 honors and was 2nd team All-America on the strength of his .347 average, 56 walks, 72 runs scored and 28 stolen bases . . . Swiped 43 bases the year before.

174

Was a 3-sport star (baseball, football and basketball) and won 8 letters at Rich East High School in Park Forest, IL.

PERSONAL: Older brother, **Steve** (6/19/61), was the No. 1 pick by San Francisco in the June, '82 draft . . . **Steve** was traded to Milwaukee in March '86 . . . **Steve** also made his ML debut last September . . . Pete and **Steve** have 3 younger brothers, twins **John** and **Chris** (5-21-65) and **Jason** (12-16-72) . . . Their father, **Frank**, is a professor of psychology at Thornton Community College in South Holland, IL . . . Single.

MICKEY LEE TETTLETON

14

Born: Sep. 16, 1960

Height: 6'2"; **Weight:** 214

Bats, L-R; Throws, R

Position: Catcher

Birthplace/Residence: Born in Oklahoma City, OK . . . Resides in Scottsdale, AZ.

Contract Status: Signed thru '89.

Tenure: 4 years, 52 days.

Signed Originally with: Oakland.



YEAR CLUB	AVG.	G	AB	R	H	2B	3B	HR	RBI	BB	SO	SB	CS	HP
1981 Modesto—1	.246	46	138	28	34	3	0	5	19	46	33	2	2	0
1982 Modesto	.249	88	253	44	63	18	0	8	37	63	46	4	4	2
1983 Modesto	.243	124	378	55	92	18	2	7	62	82	71	1	2	1
1984 Albany	.231	86	281	32	65	18	0	5	47	52	52	2	2	0
Oakland	.263	33	76	10	20	2	1	1	5	11	21	0	0	0
1985 Oakland	.251	78	211	23	53	12	0	3	15	28	59	2	2	2
Modesto	.214	4	14	1	3	3	0	0	2	0	4	0	0	0
1986 Oakland	.204	90	211	26	43	9	0	2	8	19	9	2	0	1
Modesto	.238	15	42	14	10	1	0	2	8	26	30	6	1	0
1987 Oakland	.194	82	211	19	41	3	0	2	2	1	4	0	0	0
Modesto	.364	3	11	4	4	1	0	2	2	1	4	0	0	0
1988 Rochester—2,3	.244	19	41	9	10	3	1	1	4	9	15	0	0	0
Baltimore	.261	86	283	31	74	11	1	11	37	28	70	0	1	2
M.L. Totals	.233	369	992	109	231	37	2	33	118	145	266	10	5	5

GWRBI: '85-1; '88-3. Total: 4.

1—Selected by Oakland in June '81 free agent draft (5th round).

2—Released by Oakland on 3/28/88.

3—Signed as free agent by Rochester on 4/6/88. Contract purchased by Orioles from Rochester on 5/9/88.

Career Highs, Game: **Runs-3, 3 times**, (latest Apr. 20, '86 at Sea.); **Hits-3, 5 times**, (3 times in '88, the latest Sep. 22, '88 vs. Det. at Bal.); **HR-2**, (June 13, '88 at Det.); **RBI-4, twice**, (latest June 13, '88 at Det.).

Hitting Streak: 9, (Aug. 2-14, '88).

Grand Slams: None.

1988 SEASON SUMMARY

Was out of a job on opening day, but signed a Rochester contract on Apr. 6, was purchased by O's on May 9, and went on to set major league career highs in homers (11), rbi (37), ab (283), runs (31), hits (74) and extra base hits (23) . . . Made 75 starts behind the plate, same number as **Terry Kennedy**.

Finished 3rd in balloting for "Most Valuable Oriole" behind co-winners **Cal Ripken** and **Eddie Murray**, as voted by broadcasters and writers who covered the team on a regular basis . . . Batted .282 (170-48) after July 5 and .350 (80-28) in 21 games, July 7-Aug. 14, raising average from .230 to season-high .280 . . . Had a career-high 9-game hitting streak (35-15, .429), Aug. 2-14.

Had 21 hits in August, the best month of his career . . . 15 of his 37 rbi (41%) were game-tying or go ahead, the best ratio on the club . . . Had three 3-hit games, matching his career high accomplished only twice before.

HOMER FROM BOTH SIDES: Had the biggest day of his career at Detroit on June 13 when he became the 36th player in major league history to homer from both sides of the plate in one game . . . Only 3 others have done it in Orioles' history (**Eddie Murray**, **Don Buford**, and **Mike Young**) . . . First multi-homer game of career . . . Hit solo homer off **Walt Terrell** in the 7th, then hit 3-run homer with one out in the 9th off **Willie Hernandez** to give O's 6-4 win.

175

MICKEY TETTLETON (Cont.)

MORE ON HOMERS: Had the 4th best home run frequency among major league catchers (one every 25.7 ab) behind **Carlton Fisk** (13.3), **Matt Nokes** (23.8) and **Ernie Whitt** (24.8) . . . Homered off Oakland's **Curt Young** on May 15 in his 1st at bat against former teammates.

MISCELLANEOUS: Threw out 22 of 84 attempted base stealers (26%) . . . Spoiled no-hit bid by Detroit's **Jack Morris** with one-out single in the 7th inning, the O's only hit in a 2-1 loss on Sep. 25 at Baltimore.

1988 AND CAREER

SWITCH-HITTING: Batted .252 (147-37, hr-9, rbi-24) right-handed and .272 (136-37, hr-2, rbi-13) left-handed . . . Lifetime, is a .238 (411-98, hr-19, rbi-52) as a right-handed batter and .229 (581-133, hr-14, rbi-66) from the left side . . . Natural right-handed hitter, learned to switch in high school.

FAVORITE PARKS: Has done his best hitting at Cleveland (.450, 20-9), Toronto (.325, 40-13) and Yankee Stadium (.304, 46-14).

TETTLETON BY MONTH

1988 SEASON					LIFETIME				
AVG.	AB-H	HR	RBI	MONTH	AVG.	AB-H	HR	RBI	
.239	46-11	2	8	APR.	.110	82-9	0	8	
.246	57-14	3	9	MAY	.229	109-25	4	18	
.255	55-14	4	7	JUNE	.262	168-44	6	17	
.313	67-21	1	8	JULY	.245	204-50	8	22	
.241	58-14	1	5	AUG.	.242	178-43	8	31	
				SEP-OCT.	.239	251-60	7	22	

PREVIOUS CAREER HIGHLIGHTS

1987: For the 2nd straight year was Oakland's starting catcher on opening day, but had only 3 hits in April . . . Began to turn season around and was enjoying the best month of his career (.321 in July) when he suffered a severely bruised left shoulder in a home plate collision with **Jim Walewander** at Detroit on July 21 . . . Assigned to Modesto for rehabilitation, the 6th of 7 pro seasons that he had played at the A's California League (A) affiliate . . . Batted only .181 (72-13) after returning from disabled list Aug. 6.

1986: Opened the season as the starting catcher, but a badly infected foot allowed him to play in only 32 of the first 80 games . . . Went on the disabled list in May and underwent rehab assignment at Modesto . . . Hit 8 home runs in an 89 at bat stretch in Aug.-Sep. . . Averaged one homer ever 21 ab, 3rd best on the club behind **Dave Kingman** and **Jose Canseco** . . . Hit an inside-the-park homer at Seattle on Aug. 5 off **Lee Guetterman**.

Unusual 5-RBI Game: Had a career-high 5 rbi game Aug. 24, '86, at Yankee Stadium . . . Entered the game as a pinch hitter in the 6th inning . . . Had a pair of bases-loaded walks, then added a 3-run homer in the 9th. His line: ab-1, r-2, h-1, rbi-5.

1985: Began the season as the #2 catcher, but moved into the starting spot in June . . . Went on disabled list Aug. 4 with pinched nerve in neck . . . Rehab'd in Modesto and returned to A's Aug. 25 . . . Batted .295 in September/October.

'84, MAJOR LEAGUE DEBUT: Recalled by A's on June 27 from Albany when Oakland catcher **Jim Essian** broke his hand . . . Got 1st major league hit off Toronto's **Roy Lee Jackson** at Oakland on July 15 . . . Returned to Albany on Aug. 6, but was recalled by A's on Sep. 5 and was their regular catcher the rest of the way, batting .313 . . . Hit 1st major league homer on Sep. 18 against Texas' **Frank Tanana** . . . Threw out 8 of 16 attempted base stealers while with Oakland . . . Named to Eastern League all-star team at Albany.

EARLY MINORS: MODESTO, '81-'83: Spent his 1st 3 full seasons in A's system at Modesto . . . Went to spring training with the major league club in '82 and '83 and '84 . . . In '82, helped Modesto a California League championship and a 94-45 record. In '83, as Modesto's everyday catcher he finished 2nd on the club in rbi and gwrbi (9).

AMATEUR CAREER: Graduated from Southeast (Oklahoma City, OK) High School . . . Was all-conference and all-state as a 2nd baseman in senior year and all-conference in football.

Attended Oklahoma State for 3 years where he was teammate of **Jim Traber** . . . Helped lead OSU to Big Eight Conference championship and a 2nd place finish in the college world series . . . Batted .333 in the CWS and was named to the all-star team as a center fielder.

PERSONAL: He and his wife, **Sylvia**, were married on 10/13/84 . . . Enjoys horseback riding.

176

MARK ANTHONY THURMOND

21

Born: Sep. 12, 1956

Height: 6'0"; Weight: 193

Bats, L; Throws, L

Position: Pitcher

Birthplace/Residence: Born and raised in Houston, TX. Resides in nearby Katy.

Contract Status: Signed thru '89.

Tenure: 5 years, 80 days.

Signed Originally with: San Diego Padres.



YEAR CLUB	W-L	ERA	G	GS	CG	SHO	SV	IP	H	R	ER	BB	SO
1979 Amarillo-1	3-5	5.63	17	8	2	1	0	62	89	52	39	31	46
1980 Amarillo	10-9	3.87	26	25	7	1	1	156	164	80	67	61	125
1981 Amarillo	12-5	3.26	27	27	10	2	0	193	202	86	70	56	128
1982 Hawaii	12-10	3.57	28	28	9	2	0	194	202	88	77	58	106
1983 San Diego	7-3	2.65	21	18	2	0	0	115.1	104	40	34	33	49
Las Vegas	6-1	3.29	19	6	1	0	4	63	63	28	23	24	38
1984 San Diego	14-8	2.97	32	29	1	1	0	178.2	174	70	59	55	57
1985 San Diego	7-11	3.97	36	23	1	1	2	138.1	154	70	61	44	57
1986 San Diego-2	3-7	6.50	17	15	2	1	0	70.2	96	58	51	27	32
Detroit	4-1	1.92	25	4	0	0	3	51.2	44	13	11	17	17
1987 Detroit-3	0-1	4.23	48	0	0	0	5	61.2	83	32	29	24	21
1988 Baltimore	1-8	4.58	43	6	0	0	3	74.2	80	43	38	27	29
Rochester	5-3	2.65	8	8	1	0	0	54.1	40	22	16	18	25
A.L. Totals	5-10	3.73	116	10	0	0	11	188	207	88	78	68	67
N.L. Totals	31-29	3.67	106	85	6	3	2	503	528	238	205	159	195
M.L. Totals	36-39	3.69	222	95	6	3	13	691	735	326	283	227	262

* Tied for league lead.

1—Selected by San Diego in June '79 free agent draft (5th round).

2—Acquired by Detroit from San Diego in deal for pitcher Dave LaPoint on 7/9/86.

3—Acquired by Orioles from Detroit in deal for 3rd baseman Ray Knight on 2/26/88.

League Championship Series

YEAR CLUB	W-L	ERA	G	GS	CG	SHO	SV	IP	H	R	ER	BB	SO
1984 S.D. vs. Chi.	0-1	9.82	1	1	0	0	0	3.2	7	4	4	2	1
1987 Det. vs. Min.	0-0	0.00	1	0	0	0	0	0.1	0	0	0	0	0

World Series

YEAR CLUB	W-L	ERA	G	GS	CG	SHO	SV	IP	H	R	ER	BB	SO
1984 S.D. vs. Det.	0-1	10.13	2	2	0	0	0	5.1	12	6	6	3	2

Low-Hitters: 1-Hitter (Apr. 30, '86 vs. STL. at SD); **3-Hitters-3**, (latest June 8, '86 vs. Atl. at SD).

Strikeout Highs: 8, (Aug. 27, '85 at Phi.) . . . **In Relief: 3-5 times**, (latest June 28, '88 vs. Tor. at Bal.).

Winning Streak: 5 (July 16 thru Aug. 11, '84).

Losing Streaks: 6, (Apr. 8 thru May 10, '88).

Pitches: Fastball, curve, slider, change.

1988 SEASON SUMMARY

Began the season in the O's starting rotation, but lost all 6 starts (8.26 era) and was outrighted to Rochester . . . Returned to O's June 27 and made 35 appearances the rest of season, all in relief (1-2, sv-3, era-2.33, ip-46.1, er-12) . . . Opponents batted .350 (120-42) during 1st stay with O's, .223 (179-40) after recall.

In 1st 12 appearances after recall, June 18-Aug. 7, he allowed only one run in 18.2 innings (0.48).

Allowed only 4 of 32 inherited runners to score . . . Earned only win against Boston on Sep. 7, his first win since Aug. 26, '86.

Longest outing was 7.1 innings as a starter Apr. 30 in loss at Chicago . . . Season high for strikeouts was 3 on several occasions . . . Gave up three 9th inning home runs in 2-week span, Sep. 16-29, 2 were game winners.

1988 AND MAJOR LEAGUE CAREER

LIFE BEGINS AT THE ALL-STAR BREAK: His 2.97 era (ip-36.1, er-12) after the all-star break was the O's best (excluding September call-ups) . . . Lifetime, is 23-15 (7 saves) after the break with a 2.79 era (ip-380, er-118) . . . In the first half, he is 13-24 (6 saves) and a 4.77 era (ip-311, er-165).

177

MARK THURMOND (Cont.)

RELIEVER/STARTER: Was 0-6 in 7 starts (era-7.76, ip-26.2, er-23) and 1-2 with 3 saves in 3 opportunities (era-2.81, ip-48, er-15) in 37 relief appearances...Lifetime, is 32-24 in 95 starts (era-3.85, ip-524, er-224) and 4-5 with 13 saves in 127 relief appearances.

BASES LOADED: Has held opponents to a .178 (45-8) lifetime average with the bases loaded.

THURMOND BY MONTH

1988 SEASON						LIFETIME					
W-L-S	ERA	IP	ER	G	MONTH	W-L-S	ERA	IP	ER	G	
0-0-0	6.23	26.0	18	6	APR.	3-10-1	4.13	100.1	46	25	
0-1-0	30.36	2.1	8	2	MAY	4-6-4	6.56	72.2	53	31	
0-0-1	0.00	3.1	0	1	JUNE	5-7-1	4.25	114.1	54	31	
0-0-0	0.63	14.1	1	10	JULY	8-5-1	3.09	125.1	43	39	
0-0-1	3.55	12.2	5	12	AUG.	10-3-2	2.27	142.2	36	47	
1-2-1	3.38	16.0	6	12	SEP-OCT.	6-8-4	3.38	135.2	51	49	

PREVIOUS CAREER HIGHLIGHTS

DETROIT, '86-'87: Became a Tiger on July 9, '86 and turned around what had been a dismal season... Lost his 1st decision with Detroit, 1-0, to Minnesota on July 21, giving him an overall record of 3-8... Then won his last 4 decisions and earned 3 saves, all beginning Aug. 5... His 1.92 era was the best on the staff.

Spent all of '87 with Tigers and was 3rd on staff in appearances (48)... Finished with career highs in appearances (48) and saves (5)... Only time in his career was used exclusively in relief... In the majors, only Toronto's **Tom Henke** had more appearances without a win... Appeared in game #4 of the ALCS in the Tigers' 5-3 loss.

'86 ONE-HITTER: Lost 11 of his last 15 decisions with the Padres (starting Sep. 2, '85) before being dealt to the Tigers. One of those wins, however, was a one-hitter against the Cardinals at San Diego on April 30. He allowed only a 7th inning single to **Willie McGee**.

'85, TWO LOSSES IN ONE DAY: After going 21-11 in '83 and '84 combined, he suffered a disappointing '85 season... Lost 11 games, tying **Eric Show** and **Dave Dravecky** for the club lead... Dropped both ends of a doubleheader at San Francisco on June 15.

'84 TSN ALL-STAR: Named as the left-handed pitcher on the N.L. all-star team, chosen by the Sporting News... Was 9th in league in era (2.97)... Won career-high 5 straight and posted 22 consecutive scoreless innings from July 26 to Aug. 11... Pitched in 3 shutouts during that span and was a

Between June 23 and Aug. 11, he was 7-2 in 10 starts with a 1.91 era (ip-66, er-14), lowering overall mark to season-low 2.95.

Was 0-2 in 3 postseason starts including a 3-2 loss to Detroit's **Jack Morris** in game #1 of the World Series at San Diego.

'83, PADRES' TOP ROOKIE: Received Clyde McCullough Award given to top Padres' rookie... He held opponents to 2 runs or less in 14 of his 18 starts that year... Made 1st major league start on June 29 vs. the Dodgers and beat **Fernando Valenzuela**, 13-1, on a 7-hitter.

MINOR LEAGUES/AMATEUR

Played college ball at Texas A&M and graduated in '79 with a B.A. in finance... Drafted by Padres in June '78, but opted for final year of eligibility... Spent 1st 3 years of pro ball in his home state at Amarillo... In '81, tied for the Texas League lead in starts (27) and was 8th in era (3.26)... The next year at Hawaii was 6th in the PCL in era (3.57).

PERSONAL: Married the former **Deborah Zabransky** on Nov. 8, '80... They have 3 children: **Michael Anthony II** (Jan. 27, '85) and twins **Drew Addison** and **Dean Alexander** (Mar. 10, '86).

BEST LONG STRETCH

The best record the O's have ever compiled in a stretch of 30 or more games is 26-4 between Sep. 8 and Oct. 15, '70. It included a 19-3 run at the end of the regular season and 7-1 in post-season (playoffs, world series).

178

JAY LINDSAY TIBBS

50

Born: Jan. 4, 1962
Height: 6'1"; **Weight:** 175

Bats, R; Throws, R

Position: Pitcher

Birthplace/Residence: Born and raised in Birmingham, AL... Resides in nearby Trussville.

Contract Status: Signed thru '89.

Tenure: 3 years, 154 days.

Signed Originally with: New York Mets.



YEAR CLUB	W-L	ERA	G	GS	CG	SHO	SV	IP	H	R	ER	BB	SO
1980 Kingsport—1	3-7	4.38	12	12	2	0	0	76	88	54	37	32	45
1981 Shelby	4-8	3.84	13	11	4	0	0	89	87	56	38	33	57
Lynchburg	2-7	6.88	15	15	1	0	0	72	89	65	55	34	41
1982 Lynchburg	2-4	5.63	7	7	1	1	0	38.1	42	28	24	23	31
Jackson	0-0	0.00	1	0	0	0	0	3.1	2	1	0	1	3
1983 Lynchburg	14-8	2.92	28	28	10	2	0	203.2	172	94	66	96	170
1984 Jackson—2	1-2	3.13	6	6	0	0	0	37.1	28	15	13	19	31
Tidewater	3-5	5.23	8	7	1	1	0	41.1	44	27	24	23	27
Wichita—3	3-0	3.58	4	4	2	1	0	27.2	22	13	11	8	14
Cincinnati	6-2	2.86	14	14	3	1	0	100.2	87	34	32	33	40
1985 Denver	1-2	2.27	4	4	2	0	0	31.2	20	10	8	12	15
Cincinnati	10-16	3.92	35	34	5	2	0	218	216	111	95	83	98
1986 Montreal—4	7-9	3.97	35	31	3	2	0	190.1	181	96	84	70	117
1987 Montreal	4-5	4.99	19	12	0	0	0	83	95	55	46	34	54
Indianapolis—5	5-5	2.99	12	12	2	1	0	81.1	64	31	27	22	55
1988 Rochester	3-1	2.84	4	4	1	1	0	25.1	22	12	8	9	18
Baltimore	4-15	5.39	30	24	1	0	0	158.2	184	103	95	63	82
M.L. Totals	31-47	4.22	133	115	12	5	0	750.2	763	399	352	283	391

1—Selected by New York Mets in June '80 free agent draft (2nd round).

2—Selected by Philadelphia in major league draft on 12/5/83... Returned to New York Mets on 3/29/84.

3—Acquired by Cincinnati from New York Mets, along with infielder Eddie Williams and pitcher Matt Bullinger, in deal for pitcher Bruce Berenyi on 6/15/84.

4—Acquired by Montreal from Cincinnati, along with catcher Dann Bilardello and pitchers Andy McGaffigan and John Stuper, in deal for pitcher Bill Gullickson and catcher Sal Butera on 12/19/85.

5—Acquired by Baltimore from Montreal, along with pitcher Alfredo Cardwood, in deal for pitchers John Hoover, Rick Carriger and Doug Cinnella on 12/16/87.

Low-Hitter: 3-Hitter (July 31, '84 vs. SF at Cin.).

Strikeout High: 9 (Aug. 15, '84 at St.L.).

Walk High: 6, 5 times, (latest Aug. 11, '88 at K.C.).

Winning Pitcher: **Willie McGee**, 13-1, 3D—end of season '84, Aug. 30 until Oct. 3,

Losing Streak: 10, (July 14², '88—current).

Pitches: Fastball, Curveball, Slider, Changeup.

1988 SEASON SUMMARY

Began the season at Rochester, but was recalled by Orioles on May 2 and was 2-0 after 3 starts (3.98)... Went 2-15 (5.59, IP-131, ER-96) in 27 games (21 starts) the rest of the season... Lost his last 10 decisions, establishing an Orioles' record for most consecutive losses in a season... His last win was July 9, 4-1 at home against Texas (IP-6+, H-8, ER-1) over **Charlie Hough**.

Was 2nd on the staff with 82 strikeouts... Four times he had a lead in the 6th inning or later and failed to get a win... His 5.84 era as a starter was the 2nd highest in the A.L. among those with 20 or more starts behind Seattle's **Mike Campbell** (5.89)... Opponents' batting average against him as a starter (.305) was tied with Seattle's **Bill Swift** as the 2nd highest in the league behind **Tommy John** (.312).

Made Orioles' debut May 2 with a 9-4 win at home over Texas before 50,402 on "Fantastic Fans Night"... Tied his season-high 7 strikeouts that night and walked 5.

Went 9 innings twice... Lost his only complete game, 6-3 at home to Oakland on Aug. 16... Best outing came June 17 at home when he went 9 innings against Boston (H-3, R-2, ER-0, BB-3, SO-5) and didn't get the decision in game O's eventually won 3-2 in 11.

STREAK: His 10 straight defeats broke the previous club record of 8... **Mike Boddicker** holds the club for most consecutive losses over 2 seasons-13, '87-'88)... Milwaukee's **Chris Bosio** had the longest losing streak in the

179

JAY TIBBS (Cont.)

majors in '88 (11) ... Made 16 app's, 10 starts, during the losing streak (6.30, IP-80, H-97, ER-56) and did 2 stretches in the bullpen.

MISCELLANEOUS: Made 6 relief app's (0-1, 2.74, IP-23, ER-7) ... All 4 of his wins were at home ... Allowed 1st career grand slam to **Danny Tartabull** at Kansas City on Aug. 11.

TIBBS BY MONTH

1988 SEASON						LIFETIME					
W-L	ERA	IP	ER	G	MONTH	W-L	ERA	IP	ER	G	
—	—	—	—	—	APR.	4-8	3.41	110.2	42	16	
2-2	5.40	35.0	21	6	MAY	8-6	5.43	131.0	79	26	
1-2	3.34	32.1	12	6	JUNE	3-7	4.44	101.1	50	18	
1-5	7.24	32.1	26	6	JULY	4-9	4.51	111.2	56	21	
0-3	4.89	35.0	19	6	AUG.	5-11	3.51	161.1	63	26	
0-3	6.38	24.0	17	6	SEP.-OCT.	7-6	4.14	134.2	62	26	

PREVIOUS CAREER HIGHLIGHTS

EXPOS, '86-'87: His only full season in the majors was '86 ... Was 2nd on the staff in starts and innings ... Opened the year as the Expos' #2 starter ... The Expos won his first 7 starts (Tibbs was 3-0 and had 4 no decisions) ... Was 3-0 in April, earning him Montreal's "co-Expo of the Month" ... He lost for the 1st time May 21, and dropped 6 of 7 decisions between May 21 and July 30.

In '87, a strong spring training effort earned him a start in the 2nd game of the season ... Also started the 1st game under the roof of Olympic Stadium on Apr. 20 ... He took a 2-0 lead into the 9th and lost on a 3-run homer by **Lance Parrish** ... Was 4-4 with a 5.54 era when optioned to Indianapolis June 7 ... Was recalled twice more, including September.

REDS, '84-'85: Acquired by the Reds from the Mets on June 15, '84 ... Made major league debut exactly one month later (July 15) at Montreal and beat **Steve Rogers**, 3-2 ... Pitched his 1st shutout and complete game on July 31, beating San Francisco, 3-0 ... Won his last 4 decisions.

Spent time with 5 different clubs in a 4-month period in '84 ... Started with Phillies (#1) at Clearwater in February after they had chosen him in the major league draft in December ... Was returned to the Mets at their St. Petersburg base in March, and they reassigned him to Jackson, MS (#2), the Mets' AA club; then promoted to AAA Tidewater (#3); assigned to Wichita (#4) after the Cincinnati trade, and, less than a month later, was called up by the Reds (#5).

Began '85 as the Reds' #2 starter behind **Mario Soto** ... Started 0-4, and was 4-11 after 20 starts when he was optioned to Denver ... Recalled at the end of July and won 4 straight from Aug. 30 until he lost Oct. 3.

MINOR LEAGUES: Was the 1st player selected in 2nd round of June '80 draft, but the 4th chosen that day by the Mets, behind **Darryl Strawberry** (#1), and 2 compensation picks (**Billy Beane** and **John Gibbons**).

In his 4th pro season, at 21, he teamed with **Dwight Gooden** to lead Lynchburg to the Carolina League championship ... He was 14-8 with a 2.92 era and was 2nd in the league in strikeouts (170) behind **Gooden** (300).

PERSONAL: Graduated in '80 from Huffman High School, Birmingham, also the alma mater of former White Sox left-hander **Britt Burns** ... Tibbs was chosen Alabama's '80 high school player of the year ... Married **Renee Henderson** on Dec. 5, '87.

28

JAMES (JIM) JOSEPH TRABER

Born: Dec. 26, 1961

Height: 6'0"; **Weight:** 208

Bats, L; Throws, L

Position: Outfield-First base


Birthplace/Residence: Born in Columbus, OH

... Grew up and still lives in Columbia, MD.

Contract Status: Signed thru '89.

Tenure: 1 year, 57 days.

Signed Originally with: Orioles.



180

YEAR CLUB	AVG.	G	AB	R	H	2B	3B	HR	RBI	BB	SO	SB	CS	HP
1982 Bluefield-1	.323	61	235	41	76	18	3	9	*63	20	31	22	4	4
Hagerstown	.346	7	26	1	9	2	0	0	2	3	1	0	2	0
1983 Hagerstown	.274	128	449	73	123	22	1	14	79	75	81	21	10	7
1984 Hagerstown	.358	48	165	33	59	15	0	2	29	26	19	14	3	0
Charlotte	.351	75	296	51	104	17	2	16	56	32	27	8	4	2
Baltimore	.238	10	21	2	5	0	0	0	2	2	4	0	0	0
1985 Rochester	.265	80	279	32	74	13	2	7	37	18	36	3	2	3
1986 Rochester	.279	87	323	46	90	19	2	12	55	21	38	11	4	3
Baltimore	.255	65	212	28	54	7	0	13	44	18	31	0	0	5
1987 Rochester	.274	127	482	69	132	31	3	21	71	43	62	6	7	5
1988 Baltimore	.222	103	352	25	78	6	0	10	45	19	42	1	2	1
Rochester	.285	38	144	17	41	10	0	6	23	13	19	2	2	1
M.L. Totals	.234	178	585	55	137	13	0	23	91	39	77	1	2	6
Pro Totals	.283	629	2984	418	845	160	13	110	506	290	391	88	40	31

GWRI: '86-3; '88-6. Total: 9.

* Tied for league lead.

1—Selected by Orioles in June '82 free agent draft (21st round). Signed by Jim Gilbert.

Career Highs, Game: **Runs-2, 7 times**, (latest Aug. 18, '88 vs. Oak. at Bal.); **Hits-4**, (Aug. 7, '86 vs. Tex. at Bal.); **3, 9 times**, (latest Sep. 14, '88 at Bos.); **HR-2**, (July 22, '86 vs. K.C. at Bal.); **RBI-4, twice**, (July 27, '86 vs. Chi. at Bal. and July 20, '86 vs. Min. at Bal.)

Hitting Streak: **9**, (June 24 thru July 3, '88).

Grand Slams: **1**, (see page 25).

1988 SEASON SUMMARY

Had 3 tours with Orioles ... Was up and down to Rochester twice in April ... Recalled 3rd time on June 6 and stayed with O's remainder of year, starting 89 of 107 games ... Started 55 of the O's last 56 home games at 1st base, while **Eddie Murray** started at 1st on the road ... Overall, made 91 starts, 51 at 1b, 30 at dh, 9 in rf and one in lf.

Was only 1-for-11 during his 1st 2 tours with O's ... After 3rd recall in June, batted .301 (83-25) in first 21 games, raising average to .272 on June 27 ... However, he batted only .202 (258-52) in 75 games the rest of the season ... Average was above .240 only one day after the all-star break.

Between June 8-17, he drove in runs in 8 of 9 games (13 rbi) ... Had career-high 9-game hitting streak (.361, 36-13), June 24-July 3.

Had a pinch-hit single in the 9th with 2 out and a 2-2 count to break up **Dave Stieb's** no-hitter at Toronto on Sep. 30 ... Was in a 1-for-26 slump.

Had 3 hits a game 4 times: June 8 vs. Detroit, June 16 vs. Boston, June 24 at Boston, and June 27 vs. Toronto.

BASES LOADED: Was 5-for-10 with the bases loaded, lifetime is 8-for-20 (.400) ... Over a 12-game stretch in June, he singled 4 straight times with the bases loaded.

VS. RED SOX: Had more than 1/4 of his hits against the Red Sox (52-20, .385), but batted .193 (300-58) against everyone else ... Batted .391 (23-9) at Fenway Park.

TRABER BY MONTH

1988 SEASON				LIFETIME				
AVG.	AB-H	HR	RBI	MONTH	AVG.	AB-H	HR	RBI
.091	11- 1	0	0	APR.	.091	11- 1	0	0
—	—	—	—	MAY	—	—	—	—
.292	89-26	3	17	JUNE	.292	89-26	3	17
.179	95-17	4	12	JULY	.225	138-31	9	27
.218	87-19	2	11	AUG.	.251	191-48	8	31
.214	70-15	1	5	SEP.-OCT.	.199	156-31	3	16

PREVIOUS CAREER HIGHLIGHTS

1987: Led Rochester in games (127), at bats (482), runs (69), hits (132), doubles (31), triples (3), home runs (21) and rbi (71) ... Was 4th in the International League in doubles, 6th in homers, and tied for the league lead in intentional walks (10) ... Also had club-high 9 gwri, 6 in the 7th inning or later.

Was to have been recalled by Orioles in September, but broke the little finger on his left hand diving into 1st base on Aug. 27 and was out the remainder of '87 ... Had just finished excellent month of August, in which he batted .315 with 19 runs, 7 doubles, 7 homers and 21 rbi.

Hit 3 game-winning homers in Rochester's last at bat ... Appeared in 45 games at 1st and 81 in the outfield.

181

IN UNIFORM

JIM TRABER (Cont.)

'86, M.L. ROOKIE LEADER: Promoted from Rochester on July 18 when **Eddie Murray** went on the disabled list, and sparked the O's to a 12-6 mark over the next 18 games, moving them to just 2½ games behind 1st place Boston on Aug. 5. . . . Batted .333 (63-21) with 8 hrs, 22 rbi in 1st 17 games.

Led all major league rookies in home run frequency (1 every 16.2 at bats) . . . Was 2nd in the A.L. (among all players) in rbi per at bat (1/4.8) behind Detroit's **John Grubb** (1/4.12).

Went 1-for-4 in 1st game on July 18, then in next 8 games had 5 hrs and 13 rbi. . . . Included in that stretch: 1st major league homer, a 3-run shot, off Minnesota's **Mike Smithson**, July 20; 2-homer game off K.C.'s **Bret Saberhagen**, July 22; "sudden death" game winning single in 9th inning vs. Chicago off **Dave Schmidt**, July 26; his only grand slam off **Bill Dawley** of White Sox, July 27.

Continued hot hitting thru Aug. 23, when he was batting .342 (117-40) with 22 runs, 10 hrs, 32 rbi in 32 games. . . . From that point on, however, he batted only .147 (95-14) with 2 hrs, 12 rbi in final 32 games of season.

Outfield Debut: Played 29 games at 1st, 7 games in left field and one in right. . . . In 1st big league game in outfield on Aug. 12 in Baltimore, he threw out Toronto's **George Bell** at 2nd base on the 1st ball hit to him.

Surgery: Started to play winter ball in the Dominican Republic, but returned home Nov. 3 and underwent surgery for the removal of a bone chip from his left elbow.

1985: Spent entire season at Rochester, but missed 7 weeks after injuring left knee on May 20. . . . Suffered torn cartilage and was operated on May 22. . . . Didn't return until July 9. . . . For 1st time in career played more outfield than 1st base.

1984: Recalled by the Orioles on Sep. 21. . . . Got his 1st major league hit that day in 2nd at bat off Boston's **Oil Can Boyd**. . . . Accompanied the Orioles on their fall tour of Japan and batted .286 (28-8) with 2 hrs, 6 rbi in 9 games.

Began the season with Hagerstown and was batting .358 (165-59), 2nd in Carolina League when he was promoted to Charlotte in late June. . . . Spent only half season at Charlotte but led club with 16 homers. . . . His .351 average (296-104) led Charlotte, but he lacked enough plate appearances to qualify for Southern League batting title.

Had a composite .354 average (461-163) average at Charlotte and Hagerstown with 18 hrs and 85 rbi in 123 games.

1983: With Hagerstown, led Carolina League 1st basemen in fielding (.991), games (119), putouts (1006), total chances (1070) and double plays (96). . . . Was 2nd on club in stolen bases with 21 and 3rd in hits (123) and home runs (14). . . . Played in league all-star game.

1982: Signed by **Jim Gilbert**. . . . Named to Appalachian League all-star team while with Bluefield. . . . Tied for league lead in rbi (63) and led in game-winning rbi (10). . . . Was 2nd in league in doubles (18). . . . Led league 1st basemen in games (59), total chances (581), putouts (540), assists (34) and double plays (44).

AMATEUR BACKGROUND: Attended Oklahoma State University on a football scholarship. . . . Started 6 games at quarterback as a sophomore in '80 and passed for 260 yards in his debut against Washington.

Led Oklahoma State to College Baseball World Series in '81 & '82. . . . Set numerous records at OSU including career batting average (.392), hits, doubles, total bases, and rbi. . . . Set Big Eight record with 26 doubles in a single season. Was All-Big Eight and honorable mention All-American as a sophomore.

Was a 3-sport star at Wilde Lake High School in Columbia, MD (graduated '79). . . . Starred in football, basketball and baseball. . . . Was named "Prep Athlete of the Year" by the Baltimore Evening Sun in '79.

PERSONAL: Is an accomplished professional singer. . . . Has appeared in amateur stage productions of "Guys and Dolls," "Oklahoma," "Camelot," "Lil Abner," "Annie Get Your Gun," and "Man of La Mancha."

Sang the national anthem at Memorial Stadium before the game on Sep. 21, '84, the night of his major league debut. . . . Last sang the anthem Aug. 27, '86 at Seattle.

Married the former **Joan Sampson** on 8/25/86. . . . They have one son: **Trabes Alan Traber** (10/15/87).

182

MARK A. WILLIAMSON

32


Born: July 21, 1959
Height: 6'0"; **Weight:** 171
Bats, R; Throws, R
Position: Pitcher

Birthplace/Residence: Born in Corpus Christi, TX. . . . Raised and still resides in Lemon Grove, CA.

Contract Status: Signed thru '89.

Tenure: One year, 131 days.

Signed Originally with: San Diego.



YEAR CLUB	W-L	ERA	G	GS	CG	SHO	SV	IP	H	R	ER	BB	SO
1982 Reno-1	7-5	4.39	26	0	0	0	9	41	34	24	20	18	30
1983 Beaumont	6-3	4.03	47	1	0	0	3	83	90	45	37	30	39
1984 Reno	10-12	2.90	56	1	0	0	15	93	105	41	30	23	69
1985 Beaumont	10-9	2.86	42	0	0	0	8	78.2	72	27	25	23	63
1986 Las Vegas-2	10-3	3.36	*65	0	0	0	*16	104.1	103	47	56	41	73
1987 Baltimore	8-9	4.03	61	2	0	0	3	125	122	59	6	3	1
Rochester	0-1	6.75	1	0	0	0	0	4	6	3	3	1	1
1988 Baltimore	5-8	4.90	37	10	2	0	2	117.2	125	70	64	40	69
Rochester	2-3	3.34	12	3	1	0	2	29.2	38	11	11	5	25
M.L. Totals	13-17	4.45	98	12	2	0	5	242.2	247	129	120	81	142
Pro Totals	50-43	3.72	285	15	3	0	55	547.1	567	265	226	175	376

* Led League • Tied for League Lead

1—Selected by San Diego in June '82 free agent draft (4th round).

2—Acquired by Orioles from San Diego, along with catcher Terry Kennedy, in deal for pitcher Storm Davis on 10/30/86.

Strikeout High: 7, (May 25, '88 at Oak.).

Walk High: 4, twice, (June 26, '88 at Bos. and Sep. 29, '88 vs. N.Y. at Bal.).

Longest Outing, Starter: 9, (May 20, '88 vs. Sea. at Bal.). . . . **In Relief:** 6, (June 5, '88 vs. N.Y. at Bal.).

Winning Streaks: 3, 3 times, (latest Aug. 20 thru 28, '88).

Losing Streak: 5, (May 11 thru 25, '88).

Pitches: Fastball, slider, sinker, palm ball.

1988 AND MAJOR LEAGUE CAREER

Started and was the winner in the O's first win of '88, 9-0 at Chicago on Apr. 29, snapping O's 21-game losing streak. . . . Pitched 6 innings (IP-6, H-3, BB-0, SO-2). . . . Combined with **Dave Schmidt** on a 4-hitter, his only win in 12 career starts. . . . Didn't win again for the O's until nearly 4 months later.

Lost his next 5 decisions between May 11 and June 25, and was optioned to Rochester on June 27 with a 1-5 record (G-21, GS-7, ERA-5.54, IP-79.2, ER-49). . . . Returned Aug. 18 and was 4-3 with one save (ERA-3.55, IP-38, ER-15) in 16 games, 3 starts the rest of season. . . . Went 3-0 in an 8-day span, Aug. 20-28.

STARTING/RELIEVING: Was 4-2 with 2 saves in 27 relief appearances (6.10, IP-48.2, ER-33) and in 10 starts was 1-6 (4.04, IP-69, ER-31).

Lost his only 2 complete games, including 3-2 loss at home to Seattle's **Mark Langston**, the only time in his career he's gone 9 innings. . . . Other than his lone win as a starter on Apr. 29 at Chicago, the O's scored 20 runs combined in his 9 other starts.

In 86 lifetime relief appearances is 12-10 with a 4.44 era (IP-162, ER-80). . . . Lifetime as a starter is 1-7 (ERA-4.46, IP-80.2, ER-40) in 12 starts.

BY HALVES: In his 2 major league seasons is 10-6 with 2 saves (ERA-3.38, IP-96, ER-36) in the 2nd half and 3-11 (ERA-5.20, IP-145.1, ER-84) in the 1st half.

WILLIAMSON BY MONTH

1988 SEASON						LIFETIME					
W-L-S	ERA	IP	ER	G	MONTH	W-L-S	ERA	IP	ER	G	
1-0-0	4.09	22.0	10	6	APR.	2-2-1	5.00	36.0	20	14	
0-4-0	5.65	36.2	23	5	MAY	1-5-1	4.73	59.0	31	16	
0-1-1	6.86	21.0	16	10	JUNE	0-4-1	5.90	50.1	33	19	
—	—	—	—	—	JULY	3-1-1	2.16	16.2	4	9	
3-1-0	2.79	9.2	3	7	AUG.	6-3-0	2.94	33.2	11	19	
1-2-1	3.81	28.1	12	9	SEP.-OCT.	1-2-1	4.02	47.0	21	21	

183

MARK WILLIAMSON (Cont.)

1987: Finished 8th in the A.L. in appearances with club-high 61, most ever by an Orioles' rookie . . . Only 2 other major league rookies had more appearances in '87: Toronto's **Jeff Musselman** (68) and Pittsburgh's **John Smiley** (63).

Tied with **John Habyan** for club lead in wins after the all-star break (5) . . . From July 4 thru the end of the season was 6-4 with one save and a 3.19 era (IP-59.1, ER-21) in 33 appearances.

Entered July with a 2-6 record 4.80 (IP-65.2, ER-35) in 28 appearances . . . In his next 17 games, July 4-Aug. 28, was 6-2 with one save and a 2.45 era (IP-33, ER-9) lowering overall ERA to 3.95 (IP-98, ER-43) . . . Had his best stretch in 7 appearances, July 4-21, when he allowed only one run and 7 hits over 14.1 innings while earning 2 wins and a save.

Earned 1st big league win at Cle. on Apr. 10, 12-11, over **Ernie Camacho**.

EARLIER MINOR LEAGUE CAREER

1986: Led the Pacific Coast League in saves (16, tied), appearances (65), and winning percentage (.769, 10-3) while with PCL champion Las Vegas . . . His 3.36 era, was 11 innings shy of qualifying as the 2nd best in the league (the league average in '86 was a 4.49 era).

Was the top reliever in AAA ball in the Rolands Relief competition, accumulating 49 points (+2 for a win or save, -1 for a loss) . . . Named to Baseball America's PCL all-star team.

1985: Led the Texas League in relief wins (10) and earned a club-high 8 saves . . . Was 30 innings shy of 2nd best ERA in league.

1984: Had club-high 15 saves, 6th in the California League while at Reno . . . His 56 appearances were tied for 3rd most in the league . . . Had the only sub-3.00 era on the staff.

EARLY CAREER: In 1st year of pro ball at Reno (California, A), he earned 7 wins and 9 saves in 26 appearances . . . Led the club in saves . . . In '83, was 2nd in appearances for Texas League champion Beaumont.

AMATEUR CAREER: Played 2 seasons at San Diego State ('81-'82) . . . As a junior, his teammates included **Tony Gwynn** (Padres), **Bobby Meacham** (Yankees) and **Al Newman** (Expos) . . . In '82, as a senior, he was 11-8 with 11 saves and a 1.73 era (IP-109, ER-21) to help lead San Diego State to 57-31 record and a berth in the NCAA regional tournament . . . Led the nation in saves, was 7th in ERA and 8th in strikeouts (113) . . . Named 3rd team All-America and All-Western Athletic Conference . . . Also played at Grossmont College in El Cajon, CA . . . Attended Mt. Miguel (CA) High.

PERSONAL: He and his wife, the former **Lori Benbrook**, have a son, **Elliot** (2/24/83) . . . Has worked for an aircraft parts manufacturing company in previous off-seasons . . . Studied mechanical engineering at San Diego State.

11

CRAIG RICHARD WORTHINGTON

Born: Apr. 17, 1965

Height: 6'0"; **Weight:** 190

Bats, R; Throws, R


Position: Third base

Birthplace/Residence: Born in Los Angeles, CA . . . Grew up and resides in Pico Rivera, CA.

Contract Status: Signed thru '89.

Tenure: 31 days.

Signed Originally with: Orioles.



YEAR CLUB	AVG.	G	AB	R	H	2B	3B	HR	RBI	BB	SO	SB	CS	HP
1985 Bluefield-1	.341	39	129	33	44	9	1	7	20	10	19	3	2	2
1986 Hagerstown	.300	132	480	85	144	35	1	15	105	82	58	7	12	2
1987 Rochester	.258	109	383	46	99	14	1	7	50	32	62	0	2	2
1988 Rochester	.244	121	430	53	105	25	1	16	73	39	93	3	1	0
Baltimore	.185	26	81	5	15	2	0	2	4	9	24	1	0	0
Pro Totals	.271	427	1503	222	407	85	4	47	252	172	256	14	17	6

* Led League

1—Selected by Orioles in June '85 free agent draft (1st round, secondary phase). Signed by Ed Crosby.

184

Hitting Streak: 5, (Sep. 19 thru 23, '88).

Grand Slams: None.

1988 SEASON SUMMARY

ORIOLES: Had 2 tours with the Orioles, 1st in April and again in September . . . Began the season at Rochester, but was recalled by Orioles on Apr. 25 when **Rick Schu** went on disabled list . . . His 1st major league hit came Apr. 27 when he homered off **Bert Blyleven** at Minnesota . . . Started 9 consecutive games at 3rd base before returning to Rochester May 6.

Returned to O's again Sep. 13, and hit safely in 12 of 17 games . . . Overall made 26 starts, all at 3B . . . Added his 2nd homer Sep. 20 off **Rick Rhoden** at Yankee Stadium.

MOST VALUABLE PLAYER: Selected MVP in International League by vote of league managers, players and writers . . . Despite missing 10 games in April when promoted to O's, was 2nd in the IL in rbi (73) and tied for 2nd in homers (16) with Maine's **Ron Jones** and Pawtucket's **Carlos Quintana** . . . Had 42 extra-base hits, 3rd in the league.

For the 2nd straight year, led the league's third basemen in games (120), total chances (319), and putouts (91) . . . Hit grand slam May 18 off Nashville's **Rob Lopez**.

MINOR LEAGUE CAREER

1987: Was invited to Orioles' spring training camp as a non-roster player, then spent the season at Rochester . . . Suffered torn left hamstring running the bases on Aug. 14 and missed the rest of the season . . . Batted .471 (51-24) in final 15 games before injury, raising average 36 points from .222 . . . Average reached season-high .296 (81-24) on May 6.

Was the top fielding 3rd baseman in the International League and led the league's 3rd basemen in games (101), total chances (310), putouts (79), assists (211), and tied in double plays (16).

Had homer and 5 rbi in exhibition game vs. Orioles on July 27 at Rochester.

1986: Led the Carolina League in rbi (105), gwrbi (16), was 2nd in doubles (35), 4th in total bases (226) and extra-base hits (51), and 8th in batting (.300).

Named to Carolina League all-star team and picked as 2nd brightest prospect in the league by Baseball America.

On Apr. 24 thru 1st 14 games, was batting only .192 (52-10) with one homer and 11 rbi . . . In next 101 games, he drove in 91 runs with 14 homers and batted .328 (351-115), raising average to season-high .311 on Aug. 20.

1985: Chosen Appalachian League all-star 3rd baseman . . . Led Bluefield in batting, but was 55 plate appearances shy of qualifying as the league's 2nd best.

AMATEUR BACKGROUND: Graduated from Cerritos Junior College in '85 and helped lead the school to a 39-5 record that spring . . . Is a 1983 graduate of Cantwell High School in Pico Rivera, CA, where he played shortstop.

PERSONAL: Father, **Charles**, is Hawaiian Indian; mother, **Marie**, is of Mexican descent . . . Married the former **Amy Skibel** on Jan. 28, '89.

NON-ROSTER PLAYERS

FRED LAWRENCE BREINING

55

Born: Nov. 15, 1955

Height: 6'4"; **Weight:** 185

Bats, R; Throws, R


Position: Pitcher

Birthplace/Residence: Born and still resides in San Francisco, CA.

Roster:

Tenure: 4 years, 35 days.

Signed Originally with: Pittsburgh.



185

IN UNIFORM

FRED BREINING (Cont.)

YEAR CLUB	W-L	ERA	G	GS	CG	SHO	SV	IP	H	R	ER	BB	SO
1974 N. Falls-Auburn—1	3-2	4.97	11	6	3	0	1	38	47	33	21	35	16
1975 Charleston	3-8	4.50	35	4	0	0	3	92	75	57	46	60	82
1976 Salem	9-4	3.47	31	13	5	0	0	127	127	70	49	58	106
1977 Shreveport	3-4	2.54	36	4	0	0	3	92	77	37	26	41	79
1978 Columbus	2-2	6.38	21	6	1	1	1	55	54	45	39	33	34
Shreveport	3-6	3.70	16	6	3	1	0	56	53	35	23	21	50
1979 Buffalo—2	5-4	2.63	12	12	3	2	0	82	77	39	24	41	73
Shreveport	4-2	1.20	10	8	5	1	0	60	50	12	8	17	50
1980 Phoenix	6-13	4.14	54	0	0	0	0	100	106	57	46	56	84
San Francisco	0-0	5.14	5	0	0	0	0	7	8	4	4	4	3
1981 San Francisco	5-2	2.54	45	1	0	0	1	78	66	28	22	38	37
1982 San Francisco	11-6	3.08	54	9	2	0	0	143	146	61	49	52	98
1983 San Francisco	11-12	3.82	32	32	6	0	0	202.2	202	97	86	60	117
1984 Montreal—3	0-0	1.35	4	0	0	0	0	6.2	4	1	1	5	5
1985 Birmingham—4	8-4	2.88	12	8	1	0	0	97.0	93	36	31	25	45
1986 Nashville—5	2-3	6.18	11	7	0	0	0	39.1	43	31	27	21	24

M.L. Totals 27-20 3.33 140 42 8 0 1 437.2 426 191 162 159 260

- 1—Selected by Pittsburgh in the Jan. '74 free agent draft.
- 2—Acquired by San Francisco from Pittsburgh, along with pitchers Al Holland and Ed Whitson, in deal for infielders Bill Madlock and Lenny Randle, and pitcher Dave Roberts on 6/28/79.
- 3—Acquired by Montreal from Pittsburgh, along with a player to be named later, in deal for first baseman Al Oliver on 2/27/84. Pittsburgh sent outfielder Max Venable to Indianapolis to complete deal on 3/24/84.
- 4—Released by Indianapolis (Montreal) on 5/3/85; signed by Birmingham (Detroit) on 6/21/85.
- 5—Released by Nashville (Detroit) on 6/22/86.

Pitches: Fastball, forkball.

MAKING A COMEBACK: Breining did not pitch professionally in either 1987 or 1988. He most recently pitched in the Detroit organization at Birmingham (AA) in '85 and Nashville (AAA) in '86.

PREVIOUS CAREER HIGHLIGHTS

1984: Was acquired by Montreal, Feb. 27, in a trade which sent Infielder **Al Oliver** to San Francisco. . . Reported to the Expos with a sore arm and was placed on the disabled list Mar. 21. . . Reinstated Apr. 20, but only appeared in 4 games before returning to the dl May 7.

Remained on dl rest of the season. . . Had arthroscopic surgery on his right shoulder July 17, performed by Drs. **Frank Jobe** and **Larry Coughlin**.

1983: Spent the season in the starting rotation and responded with career highs in games (32), innings pitched (202.2) and strikeouts (117). . . Tied his career high with 11 victories.

1982: Had finest overall season with 11 wins and 98 strikeouts. Was 5-3 with 3.54 era as a starter and 6-3, 2.79 era in relief. Was Giants co-"Player of the Month" in Sep. with 4-2 record, 2.53 era.

1981: Won his 1st major league game Apr. 12 vs. San Diego. . . Made his 1st big league start May 19 vs. New York.

1980: Made his major league debut Sep. 4, pitching a scoreless inning in relief against Montreal. . . Led Phoenix with 54 appearances.

1979: Traded from Pittsburgh (along with another '89 Orioles non-roster invitee, **Al Holland**) to San Francisco, June 29.

AMATEUR BACKGROUND: Attended College of San Mateo (CA) for a semester, but then signed with the Pirates. . . Was graduated from Lincoln H.S. in '73. . . Was team MVP in leading Lincoln to city championships in '72 and '73. . . Was the city's high school "Pitcher of the Year" in '73. . . Also played soccer in high school.

PERSONAL: Enjoys softball and golf. . . Hobby is carpentry. . . He and his wife, **Mary**, are the parents of **Brian** (10/8/75), **Danielle** (11/21/79), **Freddy** (7/6/83) and **Michael** (8/8/86).

25 WALLACE McARTHUR (BUTCH) DAVIS

Born: June 19, 1958

Height: 6'0"; **Weight:** 185

Bats, R; Throws, R


Position: Outfielder

Birthplace/Residence: Born in Williamston, NC
. . . Now resides in Garner, NC.

Roster: Rochester.

Tenure: 152 days.

Signed Originally with: Kansas City.



YEAR CLUB	AVG.	G	AB	R	H	2B	3B	HR	RBI	BB	SO	SB	CS	HP
1980 Sarasota—1	.315	61	235	46	*74	*17	4	2	35	29	36	*31	4	1
1981 Fort Myers	.300	126	464	*89	139	17	10	13	70	54	99	44	3	3
1982 Jacksonville	.256	122	450	64	115	18	4	10	57	46	101	17	9	3
1983 Jacksonville	.317	90	331	51	105	15	7	14	63	36	78	29	7	0
Omaha	.316	46	171	27	54	10	3	5	21	18	36	13	5	1
Kansas City	.344	33	122	13	42	2	6	2	18	4	19	4	3	0
1984 Kansas City	.147	41	116	11	17	3	0	2	12	10	19	4	3	0
Omaha	.325	83	314	45	102	15	5	7	43	24	56	9	7	1
1985 Omaha	.263	109	403	58	106	26	10	6	34	26	89	15	6	1
1986 Omaha—2	.271	111	424	58	115	17	7	7	57	22	73	22	6	1
1987 Vancouver	.143	7	7	3	1	1	0	0	0	1	3	0	0	0
Pittsburgh—3	.101	101	412	62	124	23	7	13	82	24	40	16	5	1
1988 Charlotte—4	.301	8	28	4	4	0	2	0	0	0	2	0	0	0
Rochester	.143	8	28	4	4	0	2	0	0	0	2	0	0	0
Baltimore	.240	13	25	2	6	1	0	0	0	0	8	1	0	0

M.L. Totals .244 94 270 29 66 7 6 4 30 15 49 9 6 0

Pro Totals .287 951 3502 533 1004 165 65 81 492 294 559 205 58 12

- 1—Selected by Kansas City in June '80 free agent draft (12th round).
- 2—Granted free agency on 10/15/86; signed by Pittsburgh on 12/4/86.
- 3—Granted free agency on 10/15/87.
- 4—Signed by Orioles as free agent on 5/3/88.

1988: Began the year in the California Angels organization (Edmonton, AAA of the Pacific Coast League), but was released before the season started. . . Signed by the Orioles organization as a free agent, May 3.

MINOR LEAGUES: Led Charlotte (AA, Southern League) in hitting with .301 average, 124 hits, 23 doubles and 82 rbi. . . Was 2nd on the team with 13 home runs and 62 runs scored. . . Promoted to AAA Rochester (International League), but remained for just 8 games before his contract was purchased by the parent club.

MAJOR LEAGUES: Called up to the Orioles when roster expanded in September. . . Saw action in 13 games (10 in the outfield and one as a dh).

PREVIOUS CAREER HIGHLIGHTS

1987: Granted free agency by the Royals, Oct. 15, '86 and signed by Pittsburgh as a free agent, Dec. 4, '86. . . Had successful return to baseball following injury which kept him out of the lineup all of 1986. . . Posted highest offensive number since '83 with 424 at bats, 115 hits, 17 doubles and 57 rbi.

1986: Broke the fibula in his right leg Apr. 2 during Kansas City's exhibition game at Sarasota against the Chicago White Sox. . . Spent the rest of the year rehabilitating at home (Williamston, NC).

1985: Was with Omaha, the Royals Triple A farm club in the American Association. . . Hit for the cycle May 4 at Iowa. . . Was 2nd in the league with 10 triples.

1984: Opened the season with the Royals. . . Started in left field 15 of the team's first 17 games. . . Optioned to Omaha, May 10. . . Batted .330 with 5 homers and 19 rbi in 30 games and was recalled to Kansas City, June 6. . . His 2 KC homers came against the Yankees' **Ron Guidry**, June 30 at Royals Stadium and July 13 (1st game) at New York. . . Returned to Omaha, July 17, for the remainder of the season.

1983: Had combined .322 average, 21 home runs, 102 rbi and 46 stolen bases with Jacksonville, Omaha and Kansas City. . . Called up to Omaha July 8 and promoted to the Royals, Aug. 23. . . Named TOPPS Southern League "Player of the Month" for June, batting .309 with 20 rbi. . . Was 19 plate appearances shy of qualifying for SL batting title when he was moved up from Jacksonville to Omaha.

MAJOR LEAGUES: Made his major league debut Aug. 23, '83, against the White Sox, collecting a double off **Dick Tidrow** in 4 at bats. . . First big league homer came off **Harry Pettibone** at Minnesota, Sep. 11. . . Other hr was off Oakland's **Ed Farmer** (now with the Orioles minor leagues operation), Oct. 2. . . Had a pair of triples and 4 rbi in a game against Minnesota, Sep. 24. . . Had 11-game hitting streak, batting .432 (44-19), Sep. 17-28. . . Hit in 17 of his final 19 games of the year.

MINOR LEAGUE CAREER: Named to the Florida State League all-star team in '81. . . Led the FSL with 89 runs scored and was 2nd in stolen bases (44) and 3rd in average (.300). . . Was TOPPS "Player of the Month" in August and its "Player of the Year" in '80. . . Was the MVP of the Gulf Coast Rookie League all-star game and earned a spot on the league's post-season all-star squad. . . Led the league in hits (74), doubles (17), stolen bases (31) and was 3rd in average (.315).

BUTCH DAVIS (Cont.)

AMATEUR BACKGROUND: Was graduated from Williamston (NC) H.S. . . . Three-sport star there (baseball, basketball and football) . . . Attended St. Augustine's College in Raleigh, NC, for one year and East Carolina University, where he earned his bachelor's degree . . . Set school records at ECU with 26 home runs and 250 total bases in his career.

PERSONAL: Lists hobbies as chess, backgammon and bowling . . . He and wife, **Cassandra**, are parents of son, **Damien** (Sep. 11, '77) and daughter, **Shannon** (Nov. 28, '86).

39 KENNETH (KEN) JOHN DIXON


Born: Oct. 17, 1960
Height: 5'11"; **Weight:** 195
Bats: R-L; **Throws:** R
Position: Pitcher

Birthplace/Residence: Born and raised in Monroe, VA . . . Now resides in Baltimore.

Roster: Rochester.

Tenure: 2 years, 168 days.

Signed Originally with: Orioles.



YEAR CLUB	W-L	ERA	G	GS	CG	SHO	SV	IP	H	R	ER	BB	SO
1980 Bluefield—1	4-5	4.62	13	13	3	1	0	78	69	46	40	48	62
1981 Miami	1-8	4.35	11	11	3	0	0	60	57	41	29	42	40
Bluefield	2-1	6.00	3	3	1	0	0	18	23	12	12	11	22
Hagerstown	3-5	2.91	9	9	5	1	0	65	44	25	21	30	73
1982 Hagerstown	7-8	4.61	15	15	5	2	0	97.2	97	59	50	50	71
Charlotte	3-8	4.58	13	12	3	1	0	76.2	72	44	39	42	61
1983 Charlotte	8-7	3.95	20	20	6	2	0	130	123	64	57	70	73
Rochester	3-6	4.48	11	11	1	0	0	64.1	65	41	32	23	34
1984 Charlotte	16-8	2.85	31	29	20	2	1	240	198	92	76	78	210
Baltimore	0-1	4.15	2	2	0	0	0	13	14	6	6	4	8
1985 Baltimore	8-4	3.67	34	18	3	1	1	162	144	68	66	64	108
1986 Baltimore	11-13	4.58	35	33	2	0	0	202.1	194	111	103	83	170
1987 Rochester	4-0	3.27	5	5	1	1	0	33	27	15	12	10	25
Baltimore—2	7-10	6.43	34	15	0	5	0	105	128	81	75	27	91
1988	(Injured, did not pitch)												

M.L. Totals 26-28 4.66 105 68 5 1 6 482.1 480 266 250 178 377

1—Selected by Orioles in June '80 free agent draft (3rd round).

2—Acquired by Seattle from Baltimore in deal for pitcher Mike Morgan on 12/9/87.

Pitches: Fastball, curve, slider, change-up.

1988: Traded to Seattle Dec. 9, '87 for pitcher **Mike Morgan**, he was released by the Mariners in spring training . . . Subsequently, he underwent treatment for a sore arm and did not pitch at all during the season . . . He was signed by the Orioles organization as a free agent on Jan. 31, 1989.

PREVIOUS CAREER HIGHLIGHTS

1987: Opened season as a starter but was moved to the bullpen after 4 starts . . . Responded with a 2-1 record, 3.52 era and 5 saves in his next 13 appearances (ip-23, bb-8, so-22) . . . Optioned to Rochester June 26, where he forged a 4-0 mark and a 3.27 era . . . Recalled by the O's July 21 and closed out the season with a 4-3 record in 9 starts.

1986: Tied **Scott McGregor** and **Mike Boddicker** for team lead with 33 starts . . . Had best ratio on the staff of K's per 9 innings pitched (7.56), but was tagged for 33 home runs, 2nd on the club to **McGregor's** 35. Recorded 170 strikeouts in 202.1 innings.

Was 3-2 with 1.57 era in 6 games during July . . . Lost 1-0 to Milwaukee's **Juan Nieves** on July 2, but won by the same score 4 days later, combining with **Don Aase** for 3-hitter vs. **Neal Heaton** and Minnesota . . . Recorded career-high 13 strikeouts July 11 in 4-2 victory at Chicago.

1985: His 3.67 era was 15th in the league and lowest among rookies with minimum 162 ip . . . Had 108 strikeouts, 2nd among A.L. rookies (Milwaukee's **Ted Higuera** had 127) . . . Was 3rd on rookie list with 162 ip.

Led Orioles with lowest era (3.67) and highest winning percentage (.667) as a rookie . . . First major league victory was 7-1 triumph vs. Cleveland, Apr. 25.

1984: Made major league debut Sep. 22 vs. Boston, pitched 7 innings but lost 4-2 . . . His other start was at Boston, Sep. 27 (no decision, 6 ip, in eventual 4-3 setback).

Recalled from Charlotte Sep. 17 after leading team to Southern League championship . . . Was named top pitcher in the league . . . Led loop with 210 strikeouts and was tied for top spot with 16 wins . . . Southern League managers rated his curveball the best in the league.

AMATEUR BACKGROUND: Earned All-Virginia honors in 3 sports (baseball, basketball and football) at Amherst High School . . . Was captain of the football and basketball teams his senior year.

Pitched and won state championship title games as a junior and senior . . . Gained 1,585 yards rushing in football as a senior and offered a scholarship to Virginia Tech.

PERSONAL: Married . . . Wife's name is **Adele** . . . Has done work for the National Kidney Foundation and the Epilepsy Foundation . . . Hobbies include writing and playing drums.

MICHAEL KENNETH EBERLE

61

Born: Jan. 3, 1965
Height: 6'2"; **Weight:** 200
Bats: R; **Throws:** R
Position: Catcher

Birthplace/Residence: Born and still resides in Rapid City, SD.

Roster: Hagerstown (AA).

Signed Originally with: Orioles.



YEAR CLUB	AVG.	G	AB	R	H	2B	3B	HR	RBI	BB	SO	SB	CS	HP
1987 Newark	.325	24	77	9	25	8	0	1	17	5	14	0	0	0
1988 Hagerstown	.244	123	435	49	106	25	1	5	74	36	88	0	0	8
Pro Totals	.256	147	512	58	131	33	1	6	91	41	102	0	0	8

1988: Tied for 2nd amongst Orioles' farmhands with 25 doubles, along with **Craig Worthington** (Rochester) and Hagerstown teammates **Craig Faulkner** and **Walt Harris**, trailing only teammate **Dave Bettendorf's** 29 . . . Had 74 RBI to place 3rd in the O's minor league system, following Charlotte's **Butch Davis** (82) and **Faulkner's** 76 . . . His totals paced all starting Orioles catchers.

PERSONAL: Played baseball at Indiana State (Terre Haute, IN).

CRAIG ALAN FAULKNER


65

Born: Oct. 18, 1965
Height: 6'5"; **Weight:** 235
Bats: R; **Throws:** R
Position: Catcher

Birthplace/Residence: Born in Anchorage, AK . . . Resides in Venice, FL.

Roster: Hagerstown (AA).

Signed Originally with: Orioles.



YEAR CLUB	AVG.	G	AB	R	H	2B	3B	HR	RBI	BB	SO	SB	CS	HP
1987 Batavia	.273	75	275	38	75	13	0	16	51	26	58	2	0	3
1988 Hagerstown	.284	125	440	55	125	25	1	12	76	50	99	1	0	6
Pro Totals	.280	200	715	93	200	38	1	28	127	76	157	3	0	9

CRAIG FAULKNER (Cont.)

1988: Signed as a catcher, but played 70 games at 1st base . . . Led Hagerstown with 76 rbi and 188 total bases . . . Tied with **Jack Voigt** for team lead with 12 home runs . . . One of only 3 Orioles' farmhands to collect at least 10 homers and 70 rbi (along with Rochester's **Craig Worthington**, 16-73, and Charlotte's **Butch Davis**, 13-82) . . . Combined with catchers **Mike Eberle** and **Louis Paulino** to throw out 65 of 135 runners attempting to steal (48 percent), the highest ratio in the Carolina League.

1987: Led the New York-Penn League with 16 home runs . . . Was tied for 3rd in total bases (136) . . . Recorded 57 assists to pace all catchers in the league.

PERSONAL: Was graduated from Venice, FL High School in '83 . . . Was a 7-letter man there, earning 2 for baseball, 3 for football and 2 for basketball . . . Attended Louisiana State, where he lettered 4 times.

2 STEVEN (STEVE) ALLEN FINLEY

Born: May 12, 1965

Height: 6'2"; **Weight:** 175

Bats: L; **Throws:** L


Position: Outfielder

Birthplace/Residence: Born in Union City, TN . . . Now resides in Paducah, KY.

Roster: Rochester.

Tenure: None.

Signed Originally with: Orioles.



YEAR CLUB	AVG.	G	AB	R	H	2B	3B	HR	RBI	BB	SO	SB	CS	HP
1987 Newark—1	.293	54	222	40	65	13	2	3	33	22	24	26	5	2
Hagerstown	.338	15	65	9	22	3	2	1	5	1	6	7	2	0
1988 Hagerstown	.214	8	28	2	6	2	0	0	3	4	3	4	0	0
Charlotte	.300	10	40	7	12	4	2	1	6	4	3	2	0	1
Rochester	*.314	120	456	61	*143	19	7	5	54	28	55	20	11	0
Pro Totals	.306	207	811	119	248	41	13	10	101	59	91	59	18	3

* Led League

1—Selected by Orioles in June '87 free agent draft (14th round). Previously drafted by Atlanta ('86), but did not sign.

1988 SEASON SUMMARY

CLIMBING TO THE TOP: Had storybook season, starting year at Class A, but called up to Charlotte (AA) after only 8 games . . . Roster shuffles moved him up another notch to Rochester (AAA) just 10 games later.

ALL-STAR SEASON: Led the International League with .314 batting average (1st time for a Rochester player since **Rich Dauer** in '76) . . . Also topped the league with 143 hits . . . Named Orioles "Minor League Player of the Month" in June and voted IL "Rookie of the Year" . . . Started in center field in the IL all-star game at Buffalo.

1987: Had a 5-for-5 game July 19 vs. Erie . . . Named to the New York-Penn League all-star squad . . . Ranked 4th in the league with 26 stolen bases.

AMATEUR BACKGROUND: Played baseball and was team MVP at Paducah Tilghman (KY) H.S. where he was graduated in '83 . . . Was twice named to the All-Missouri Valley Conference team in helping lead Southern Illinois-Carbondale to titles in '84 and '86 . . . Was 3rd team All-America in '86 . . . Member of the '86 Team USA which captured bronze medal in international competition in the Netherlands.

PERSONAL: His father, **Howard**, played college football at University of Tennessee-Martin . . . Single.

LONGEST AFFILIATIONS

Only five current minor league teams in baseball have been affiliated with the same club continually for at least 26 years and two of those teams are Orioles affiliates. Bluefield has been a member of the O's farm system for the past 31 years, equaling baseball's longest running affiliation (tied with Fresno Giants). Rochester has been an O's affiliate the past 28 years.

190

HAROLD KENNETH (KEN) GERHART

38

Born: May 19, 1961

Height: 6'1"; **Weight:** 197

Bats: R; **Throws:** R

Position: Outfield

Birthplace/Residence: Born in Charleston, SC . . . Grew up in Murfreesboro, TN. Resides in Cockeysville, MD.

Contract Status: Signed thru '89.

Tenure: 2 years, 22 days.

Signed Originally with: Orioles.



YEAR CLUB	AVG.	G	AB	R	H	2B	3B	HR	RBI	BB	SO	SB	CS	HP
1982 Bluefield—1	.259	66	228	57	59	13	0	12	43	37	57	36	4	2
1983 Hagerstown	.273	130	501	131	137	29	8	*31	86	85	129	45	8	7
1984 Charlotte	.201	85	264	40	53	8	3	13	40	40	83	10	6	1
Hagerstown	.321	47	168	39	54	18	3	6	21	21	35	9	2	1
1985 Charlotte	.279	68	222	55	62	16	1	17	50	48	46	20	4	3
1986 Rochester	.274	124	453	73	124	18	3	28	72	39	105	8	9	3
Baltimore	.232	20	69	4	16	2	0	1	7	4	18	0	1	0
1987 Baltimore	.243	92	284	41	69	10	2	14	34	17	53	9	2	1
1988 Baltimore	.195	103	262	27	51	10	1	9	23	21	57	7	3	2
Charlotte	.154	3	13	2	2	0	0	1	1	2	0	0	0	0
M.L. Totals	.221	215	615	72	136	22	3	24	64	42	128	16	6	3

GWRBI: '87-1; '88-3. Total: 4.

* Led League

1—Selected by Orioles in June '82 free agent draft (5th round). Signed by Lamar North.

Career Highs, Game: **Runs-3, 3 times** (latest July 14, '88 vs. Min. at Bal.); **Hits-3, 6 times**, (latest July 14, '88 vs. Min. at Bal.); **HR-2, twice**, (June 20, '87 vs. Det. at Bal. and July 22, '87 at Chi.); **RBI-3, 4 times**, (latest Aug. 4, '87 at Mil.)

Hitting Streak: 8, (Apr. 17-24, '87).

Grand Slams: None.

1988 SEASON SUMMARY

Began the season on the disabled list with a pulled left quad muscle . . . Activated Apr. 16 and remained with O's rest of season, except for 3 games at Charlotte on rehab . . . Started at all 3 OF positions: lf-17, cf-49, rf-6 . . . His average was over .200 only one day all year (.203 on July 19) . . . Had nearly 1/3 of his hits between July 5-23, when he went 15-for-48 (.313) . . . Batted .323 (31-10) in final 12 games of season . . . Homered only once after July 16.

MISCELLANEOUS: Batted in 7 different lineup positions (all except 3rd and 4th) . . . Of his 9 homers, 7 were solo . . . Played winter ball at Mayaguez in Puerto Rican League.

MAJOR LEAGUE CAREER

FAVORITE PARKS: Has .375 (24-9) lifetime average at Comiskey Park and .367 (30-11) at Yankee Stadium.

1987: Started 78 of the O's first 114 games before suffering fractured right wrist on Aug. 12 when hit by pitch from Cleveland's **Doug Jones** . . . Did not play the remainder of the season . . . Had batted .301 (73-22) with 7 home runs and 14 rbi in previous 22 games after average had reached low of .226 (208-47) on July 19.

Began his season-ending surge in 3-game series at Chicago, July 20-22, when he went 7-for-12 with 3 homers and 6 rbi . . . Hit 2 homers on July 22 in that series (off **Scott Nielson** and **Bob James**) . . . Also had a 2-homer game vs. Detroit at Memorial Stadium on June 20 (off **Walt Terrell**).

'86 M.L. DEBUT/I.L. HR CROWN: Made a complete recovery from right hip surgery which sidelined him in the 2nd half of '85 (see below under "1985" for more details) . . . Played in a career-high 144 games combined at Rochester and Baltimore . . . Hit 10 home runs in August to lead him to the IL home run crown . . . Added 3 more homers and batted .389 (36-14) in 8 postseason games . . . Also topped the league in total bases (232) and was 3rd in slugging (.512) and outfield assists (11) . . . Finished 2nd in the voting for the league's MVP behind Pawtucket's **Pat Dodson**.

191

KEN GERHART (Cont.)

Recalled by the O's on Sep. 13 . . . Made major league debut the following day at Detroit and struck out 4 times . . . Then got 2 hits each in his next 3 games, all at Yankee Stadium . . . First major league hit was a double off N.Y.'s **Brad Arnsberg** on Sep. 15.

PREVIOUS CAREER HIGHLIGHTS

1985: Did not play after July 7 due to recurring pain in right hip . . . Surgery was performed on Aug. 27 by team orthopedist **Dr. Charles Silberstein** and **Dr. Fray Marshall** of Johns Hopkins.

Aggravated hip injury on June 14 while on a 9-for-16 binge . . . Didn't play again until July 1.

Still hit 17 home runs and led Charlotte with 30 stolen bases . . . Hit 15 home runs in his last 44 games . . . Had a 13-game stretch in mid-May when he hit 8 hrs and had 17 rbi.

1984: Sandwiched a 7-week stint at Hagerstown between 2 tours at Charlotte. Began year in Charlotte, but hit only .148 (142-21) in 46 games thru May 30 and was demoted to Hagerstown . . . Despite the low average, had 6 home runs (among his 1st 10 hits) and 16 rbi.

Joined Hagerstown June 1 and hit .321 with 6 home runs and 21 rbi in 47 games thru July 24 . . . Returned to Charlotte on July 25, where he hit .262 (122-32) with 7 home runs and 24 rbi in 39 games rest of year.

1983: Led Carolina League in homers (31), total bases (275) and slugging (.549) and was 2nd in runs (31) and triples (8) . . . Also 3rd in doubles (29) and walks (85) and 4th in rbi (86) and hits (137) . . . Named to league all-star team and was Topps' "Player of the Month" for June . . . Hit 2 grand slams in 3-day span vs. Winston-Salem (May 5 & 7).

1982: Was 3rd in the Appalachian League in homers (12) and runs (57).

AMATEUR BACKGROUND: Attended Middle Tennessee State University, where he led team to NCAA playoffs in '81 and '82 . . . Was "Player of the Year" in Ohio Valley Conference in '82 . . . Named All-OVC in '81 and '82.

Graduated from Oakland (TN) High School ('79), where he earned 3 letters in baseball . . . Was all-league ('78, '79) and MVP senior year . . . Also played American Legion ball ('79).

PERSONAL: Married the former **Jennifer Meagher** on Feb. 21, '87 . . . Both were in Bill Ripken's wedding in Feb. '89.

88 RENE ADRIAN GONZALES

Born: Sep. 3, 1961

Height: 6'3"; **Weight:** 195

Bats, R; Throws, R

Position: Infielder

Birthplace/Residence: Born in Austin, Texas . . . Resides in Covina, CA.

Contract Status: Signed thru '89.

Tenure: 2 years, 24 days.

Signed Originally with: Montreal.



YEAR CLUB	AVG.	G	AB	R	H	2B	3B	HR	RBI	BB	SO	SB	CS	HP
1982 Memphis—1	.213	56	183	10	39	3	1	1	11	9	44	2	3	3
1983 Memphis	.269	144	476	67	128	12	2	2	44	40	53	5	2	3
1984 Indianapolis	.234	114	359	41	84	12	2	2	32	20	33	10	4	2
Montreal	.233	29	30	5	7	1	0	0	2	2	5	0	3	1
1985 Indianapolis	.226	130	340	21	77	11	1	0	25	22	49	3	5	0
1986 Indianapolis	.273	116	449	57	108	14	2	3	43	41	47	8	6	2
Montreal—2	.115	11	26	1	3	0	0	0	2	7	0	2	0	0
1987 Baltimore	.267	37	60	14	16	2	1	1	7	3	11	1	0	0
Rochester	.300	42	170	20	51	9	3	0	24	13	16	4	2	1
1988 Baltimore	.215	92	237	13	51	6	0	2	15	13	32	2	0	3
A.L. Totals	.226	129	297	27	67	8	1	3	22	16	43	3	0	3
N.L. Totals	.179	40	56	6	10	1	0	0	2	4	12	0	5	1
M.L. Totals	.218	169	353	33	77	9	1	3	24	20	55	3	5	4

GWRBI: '87-1.

1—Selected by Montreal in June '82 free agent draft (5th round).

2—Acquired by the Orioles from Montreal in deal for catcher John Stefro on 12/16/86.

Career Highs, Game: Runs-2, 4 times, (latest Aug. 14, '88 at Mil.); Hits-4, (Sep. 16, '84 at Phi.); HR-1, (3 times); RBI-2, 4 times, (latest Sep. 26, '88 vs. N.Y. at Bal.)

Hitting Streak: 5, (Aug. 22 thru 27, '88).

Grand Slams: None.

1988 SEASON SUMMARY

Started a career-high 72 games, including 63 at 3b . . . Also made 8 starts at 2b . . . Played 5 positions: 1b-2b-ss-3b-rf . . . Batted a club-high .361 (36-13) vs. Yankees (giving him .358, 53-19, career average vs. NY), but batted .189 (201-38) against the rest of the A.L.

Started only 5 of the first 35 games and was batting (.188, 16-3), but moved into the lineup on May 15 and batted .326 (46-15) in next 14 games raising average to season-high .290 on June 5 . . . Slumped badly in next 31 games (.107, 84-9), lowering average to season-low .185 on Aug. 13 . . . Average reached a high of .218 the rest of the season . . .

Started 28 of 34 games between May 15-June 21 and made just one error (.990, TC-99, E-1) . . . Made 28 straight starts, Aug. 10-Sep. 9.

Helped coach amateur baseball in Australia during offseason.

MISCELLANEOUS: Was hospitalized the 1st several days after the all-star break with blood poisoning . . . Of his last 26 hits, 25 were singles . . . Went his last 61 games without a homer . . . Hit his last on May 31 at Seattle off **Julio Solano**.

PREVIOUS CAREER HIGHLIGHTS

1987: Was with the O's at the beginning of the season and at the end, but spent half the year at Rochester . . . Made 15 starts for the O's, all at 3rd . . . Appeared in 24 of the O's first 85 games and was batting .207 (29-6) when he was optioned to Rochester on July 10 . . . Returned to Baltimore on Sep. 10 and batted .323 (31-10) in 13 games . . . Hit safely in his 1st 6 games after recall (.500, 20-10), all at Memorial Stadium and was 7-for-11 in first 4 games.

First hit with O's was his 1st major league home run, a solo homer at home off Chicago's **Jose DeLeon** on May 2.

At Rochester, played 5 different positions: 1b-1; 2b-8; 3b-22; ss-12; of-1 . . . Batted 23-for-73 (.315) with 14 rbi over last 2 1/2 weeks while Red Wings went 15-3 to earn playoff spot.

1986: Recalled by Montreal from Indianapolis on July 20 and made 3 starts, all at shortstop, but was sent back on July 24 when Montreal obtained **Tom Foley** from Philadelphia . . . Recalled again on Sep. 19 and played in 8 of Expos' final 16 games, 5 at 3rd, 3 at shortstop.

While at Indianapolis, established career highs in average and extra-base hits . . . Played 42 games at 3rd, 41 at shortstop and 40 at 2nd.

1985: Led American Association shortstops in assists (345) and double plays (79), and was 2nd in games (127).

1984, EXPOS: Had 3 stints with Expos while dividing time at Indianapolis . . . Made major league debut July 27 as defensive replacement at home against the Phillies . . . His final tour with Expos began Sep. 10, following American Association playoffs . . . Started 7 straight games at short, Sep. 15-22 . . . Singled off **Jerry Koosman** at Philadelphia on Sep. 15, his 1st major league hit . . . Went 4-for-5 the next day in 8-4 win over Phillies . . . Was a "Silver Glove" winner in '84 at Indianapolis.

EARLY CAREER: In '82, went from college to AA ball at Memphis . . . Struggled 1st year, but in '83 finished 2nd in the Southern League in games played and led the league's shortstops in fielding (.972), putouts (258) and double plays (102).

AMATEUR CAREER: Played at Cal State-L.A. and led club in doubles (14) and rbi (34) in '82 as a junior . . . Also played at Glendale City College . . . Attended Rosemead (CA) High School

PERSONAL: His uniform #88 is the highest in Orioles history . . . Single . . . Worked as an usher for 2 seasons at Dodger Stadium while in college . . . Father, **Ben**, played minor league ball.

OPENING DAY

The Orioles are 21-14 in 35 previous openers, an edge built largely from 1970 thru 1982 when they went 11-2 (including 7-0 from '70 thru '76).

For the past 8 years ('81 thru '88) the O's have opened the season at home and have gone 4-4 in that stretch . . . In home openers alone, the Birds are 22-13. Opening day in Baltimore has drawn over 50,000 in 8 of the last 9 seasons.

Born: Feb. 25, 1956
Height: 6'1"; **Weight:** 195
Bats, L; Throws, L
Position: Pitcher

Birthplace/Residence: Born in Chicago, IL...
 Now resides in Naperville, IL.

Roster: Rochester.

Tenure: 3 years.

Signed Originally with: Chicago White Sox.



YEAR CLUB	W-L	ERA	G	GS	CG	SHO	SV	IP	H	R	ER	BB	SO
1978 Paintsville—1	2-4	4.00	9	7	3	0	0	36	37	19	16	23	24
1979 Appleton	5-10	3.57	29	15	4	0	3	121	122	64	48	71	100
1980 Glens Falls	9-7	4.31	26	26	5	2	0	169	184	92	81	73	80
1981 Chicago	0-2	3.65	41	0	0	0	3	44.1	38	22	18	18	17
1982 Chicago	4-4	3.00	60	0	0	0	6	78	73	32	26	30	38
1983 Chicago—2	1-2	5.22	23	0	0	0	5	20.2	23	14	12	11	8
1984 Denver	2-2	6.27	16	7	0	0	1	4	61	39	33	23	20
Columbus—3	1-1	8.68	5	1	0	0	0	9.1	14	10	9	8	3
1985 Albany—4	1-0	2.92	11	0	0	0	1	12	11	5	4	7	11
Reading—5	4-5	2.63	33	0	0	0	10	48	42	17	14	15	33
1986 Portland—6	1-3	6.51	33	5	0	0	2	65	76	54	47	29	44
1987 Hawaii—7	4-5	5.38	43	4	0	0	8	74	83	50	44	31	44
Phoenix—8	0-0	2.00	3	0	0	0	0	9	5	2	2	5	4
1988 Charlotte—9	1-1	3.72	6	1	0	0	0	9.2	10	4	4	8	7
Rochester	2-0	1.46	27	0	0	0	2	37	31	7	6	9	24
M.L. Totals	5-8	3.52	124	0	0	0	14	143	134	68	56	59	63

1—Signed by Chicago White Sox as undrafted free agent on 8/18/77.

2—Released by Chicago on 3/26/83 and re-signed on 4/2/83.

3—Acquired by New York Yankees from Chicago, along with pitcher Doug Drabek, in deal for infielder Roy Smalley on 7/18/84.

4—Released by New York on 5/25/85.

5—Signed by Philadelphia as free agent on 6/1/85.

6—Released by Philadelphia on 9/30/86.

7—Signed by Chicago White Sox organization as free agent on 3/11/87.

8—Signed by San Francisco organization as free agent on 8/22/87 after release by Chicago.

9—Signed by Orioles as 6-year minor league free agent on 12/18/87.

Pitches: Fastball, curve, slider, forkball.

Signed by the Orioles as a free agent, Dec. 18, '87, after his release from San Francisco in October... Promoted to Rochester after just 6 games with Charlotte... Was 3rd on the Red Wings with 27 relief appearances and 11 games finished (trailed **Mike Racza**, 39/26 and **Mike Griffin**, 33/16).

MINOR LEAGUE RECAP: Has not pitched in the major leagues since '83 with the White Sox... Since then has been in the Yankees ('84-'85), Pirates ('85-'86) and Giants ('87) organizations.

MAJOR LEAGUE HIGHLIGHTS: Spent his entire big league career with the White Sox while **Roland Hemond** was general manager... Made his major league debut on Apr. 14, '81 at home against Milwaukee... Earned his 1st win on Opening Day, Apr. 11, '82 vs. New York... His 1st save was June 8, '81 vs. Toronto.

WORKHORSE: Pitched in 60 games (to rank 9th in the A.L.) and collected 6 saves in '82 to finish 2nd on the staff to **Salome Barojas** (9-61, sv-12).

UNIQUE DISCOVERY: Hickey was graduated from Kelly H.S. after also attending St. Rita H.S. (alma mater of Orioles' minor league pitching instructor **Ed Farmer**), but did not play baseball either place... He was actually working for a steel company following graduation... It was while playing softball and leading his team (the Bobcats) to the 16-inch softball world championship in '76, that he began to be noticed... After switching to a semi-pro team, the Markham Cardinals, he was given a summer tryout in '78 and offered a contract.

FAST LEARNER: Hickey spent only 3 seasons in the minors and was awarded the "Silver Glove" in '80, emblematic of fielding excellence in the entire minor leagues... At Glens Falls he pitched 169 innings, committed no errors and participated in a league-leading 8 double plays.

PERSONAL: Married to the former **Terri Witt**, and is the father of 2 daughters, **Kristen** (2/9/84) and **Jessica** (3/4/87).

Born: Aug. 16, 1952
Height: 5'11"; **Weight:** 210
Bats, R; Throws, L
Position: Pitcher

Birthplace/Residence: Born in Roanoke, VA...
 Now resides in Voorhees, NJ.

Roster:

Tenure: 7 years, 37 days.

Signed Originally with: Pittsburgh.



YEAR CLUB	W-L	ERA	G	GS	CG	SHO	SV	IP	H	R	ER	BB	SO
1975 Bradenton—1	2-2	1.13	5	5	1	0	0	40	24	6	5	20	39
Niagara Falls	4-2	2.57	6	6	5	2	0	49	44	20	14	14	50
1976 Salem	4-2	2.96	39	4	1	0	13	76	59	32	25	45	72
1977 Shreveport	4-1	1.25	21	0	0	0	6	36	23	7	5	17	25
Columbus	6-4	3.56	27	8	1	0	2	86	83	44	34	36	73
Pittsburgh	0-0	9.00	2	0	0	0	0	2	4	2	2	0	1
1978 Columbus	8-5	5.34	20	19	0	0	0	91	102	59	54	34	65
1979 Portland—2	4-7	4.99	16	16	1	1	0	92	105	56	51	44	57
Phoenix	6-3	3.90	13	12	2	0	0	83	68	43	36	43	83
San Francisco	0-0	0.00	3	0	0	0	0	7	3	0	0	5	7
1980 San Francisco	5-3	1.76	54	0	0	0	7	82	71	21	16	34	65
1981 San Francisco	7-5	2.41	47	3	0	0	7	101	87	31	27	44	78
1982 San Fran.—3	7-3	3.33	58	7	0	0	5	129.2	115	56	48	40	97
1983 Philadelphia	8-4	2.26	68	0	0	0	25	91.2	63	26	23	30	100
1984 Philadelphia	5-10	3.39	68	0	0	0	29	98.1	82	38	37	30	61
1985 Philadelphia—4	0-1	4.50	3	0	0	0	1	4	5	2	2	4	1
Pittsburgh—5	1-3	3.38	38	0	0	0	4	58.2	48	22	22	17	47
California—6	0-1	1.48	15	0	0	0	0	24.1	17	4	4	10	14
1986 Columbus—7	1-1	1.45	11	0	0	0	6	18.2	15	5	3	7	13
New York (A)—8	1-0	5.09	25	1	0	0	0	40.2	44	29	23	9	37
1987 Columbus—9	4-6	4.14	33	2	0	0	11	54.1	52	28	25	24	36
New York	0-0	0.14	21	3	0	0	0	6.1	9	10	10	9	5
1988	(Injured, did not pitch)												
N.L. Totals	33-29	2.77	341	10	0	0	78	574.1	478	198	177	204	457
A.L. Totals	1-1	4.67	43	1	0	0	0	71.1	70	43	37	28	56
M.L. Totals	34-30	2.98	384	11	0	0	78	645.2	548	241	214	232	513

1—Signed by Pittsburgh as a free agent on 6/28/75. Previously drafted by Texas in June, '74 free agent draft (30th round) and by San Diego in Jan. '75 secondary phase of free agent draft, but did not sign.

2—Acquired by San Francisco from Pittsburgh, along with pitchers Fred Breining and Ed Whitson, in deal for infielders Bill Madlock and Lenny Randle, and pitcher Dave Roberts, on 6/28/79.

3—Acquired by Philadelphia from San Francisco, along with second baseman Joe Morgan, in deal for pitchers Mike Krukow and Mark Davis, and outfielder Charles Penigar, on 12/14/82.

4—Acquired by Pittsburgh from Philadelphia, along with pitcher Frank Griffin, in deal for pitcher Kent Tekulve, on 4/20/85.

5—Acquired by California from Pittsburgh, along with pitcher John Candelaria and outfielder-first baseman George Hendrick, in deal for pitchers Pat Clements and Bob Kipper, and outfielder Mike Brown, on 8/2/85.

6—Granted free agency on 11/12/85; signed with New York Yankees on 2/6/86.

7—Released unconditionally on 4/4/86; signed with Columbus (New York Yankees) on 4/11/86.

8—Released unconditionally on 8/8/86.

9—Signed by Columbus (New York Yankees) on 4/10/87; released on 11/2/87.

League Championship Series Record

YEAR CLUB **W-L** **ERA** **G** **GS** **CG** **SHO** **SV** **IP** **H** **R** **ER** **BB** **SO**

1983 Fla. vs. L.A. 0-0 0.00 2 0 0 0 0 1 3 1 0 0 0 3

World Series Record

YEAR CLUB **W-L** **ERA** **G** **GS** **CG** **SHO** **SV** **IP** **H** **R** **ER** **BB** **SO**

1983 Fla. vs. Bal. 0-0 0.00 2 0 0 0 0 1 3.2 1 0 0 0 5

All-Star Game Record

YEAR CLUB **W-L** **ERA** **G** **GS** **CG** **SHO** **SV** **IP** **H** **R** **ER** **BB** **SO**

1984 N.L. at S.F. (Selected, did not appear)

Pitches: Screwball, curve, change-up, knuckleball, split finger fastball.

1988: Did not pitch professionally last year... Will be attempting a comeback with the intent of pitching in the major leagues for the 1st time since a brief 3-game stint with the New York Yankees in '87. Sat out due to arm problems encountered late in the '87 season.

PREVIOUS CAREER HIGHLIGHTS

1987: At Columbus, was 3rd with 33 appearances and 2nd with 29 games in relief... Contract was purchased by the Yankees on Aug. 2... Saw action in 3 games with New York in 6 days before suffering ligament damage, and

AL HOLLAND (Cont.)

was placed on the 30-day special disabled list on Aug. 10. Did not pitch the rest of the season.

1986: Signed by the Yankees, Feb. 2, as a free agent . . . Opened season at Columbus, but was recalled to New York, May 13 . . . Defeated California 2 days later for his only decision of the season.

Pitched in 10 games (era-4.76) before being placed on 15-day dl with a partial tear of his right hamstring, June 9 . . . Reactivated June 24.

On Aug. 3 he broke a string of 266 games in relief by starting vs. Cleveland (hadn't started since May 8, 1982 for San Francisco vs. Mets).

1985: Pitched in 3 games for Phillies, but was reacquired by Pirates Apr. 20 . . . Saw action in 38 games before being dealt to California, Aug. 2.

1984: Set Phillies record for saves, 29, since broken by **Steve Bedrosian** (40 in 1987) . . . Was selected to N.L. All-Star team . . . Appeared in career-high 68 games for the 2nd consecutive season.

1983: Recipient of N.L. "Rolands Relief Man" and The Sporting News "Fireman of the Year" awards . . . Had a streak of 95 consecutive relief appearances without a loss broken Aug 9 vs. Pittsburgh.

1982: Was San Francisco's opening day starter . . . Pulled his right hamstring May 8 and placed on dl May 11 . . . Returned June 8, but only in relief . . . Was 5-0 with 3.13 era out of the bullpen . . . Named N.L. "Player of the Week" Sep. 20-26.

1980: Garnered 1st major league victory, May 16, vs. St. Louis . . . Had 2 hot streaks: not allowing an earned run in 19 of his 1st 20 games (0.90 era through June) and forging 3-0 mark, 0.64 era (ip-28, er-2) with 2 saves between July 18 and Sep. 1.

1977: Made his major league debut with Pittsburgh.

AMATEUR BACKGROUND: A 1971 graduate of Addison H.S. in Roanoke, VA . . . Capped his senior year with phenomenal feat of pitching 3 no-hitters in one week.

COLLEGE CAREER: Earned a B.S. degree in Recreation from North Carolina A&T in Greensboro, NC, Class of '75 . . . As a freshman, recorded 25 K's in a no-hitter . . . Named to the All-Mid-Eastern Athletic Conference and NAIA All-District first teams . . . Was 7-0 with 1.03 era as a sophomore.

PERSONAL: Hobbies include basketball and interest in classic cars . . . He and his wife, **Mary**, are the parents of a son, **Al Jr.** and 2 daughters, **Ashlee** and **Adrienne**.

47

JAMES ROBERT (BOB) HORNER

Born: August 6, 1957

Height: 6'1"; **Weight:** 215

Bats, R; Throws, R

Position: Infielder

Birthplace/Residence: Born in Junction City, KS . . . Now resides in Irving, TX.

Roster:

Tenure: 9 years, 108 days.

Signed Originally with: Atlanta.



YEAR CLUB	AVG.	G	AB	R	H	2B	3B	HR	RBI	BB	SO	SB	CS	HP
1978 Atlanta—1	.266	89	323	50	86	17	1	23	63	24	42	0	0	2
1979 Atlanta	.314	121	487	66	153	15	1	33	98	22	74	0	2	3
1980 Atlanta	.268	124	463	81	124	14	1	35	89	27	50	3	1	1
1981 Atlanta	.277	79	300	42	83	10	0	15	42	32	39	2	3	1
1982 Atlanta	.261	140	499	85	130	24	0	32	97	66	75	3	5	4
1983 Atlanta	.303	104	386	75	117	25	1	20	68	50	63	4	2	1
1984 Atlanta	.274	32	113	15	31	8	0	3	19	14	17	0	0	0
1985 Atlanta	.267	130	483	61	129	25	3	27	89	50	57	1	1	1
1986 Atlanta—2	.273	141	517	70	141	22	0	27	87	52	72	1	4	2
1987 Yakult (Japan)	.327	93	303	60	99	14	0	31	73	51	65	0	—	—
1988 St. Louis—3,4	.257	60	206	15	53	9	1	3	33	32	23	0	0	1
M.L. Totals	.277	1020	3777	560	1047	169	8	218	685	369	512	14	18	16

1—Selected by Atlanta in June, '78 free agent draft (1st round, 1st player chosen).

2—Granted free agency by Atlanta on 11/12/86 and signed by Yakult Swallows (Japan Central League) on 5/5/87.

3—Signed by St. Louis as a free agent on 1/14/88.

4—Released by St. Louis on 12/21/88.

196

1988 SEASON SUMMARY

One of 3 currently in the majors who has never played in the minor leagues along with **Dave Winfield** (Yankees) and **Pete Incaviglia** (Texas).

Returned to major league baseball after spending one season in Japan . . . Went hitless (4-0) in his 1st game back, Apr. 4 at Cincinnati, but then had hits in 6 of the next 7 games (35-11, .478) . . . Had 9 hits in his next 4 games (ab-14, avg.-.643) . . . Finished month with .294 average (69-20).

INJURY: He developed a soreness in his left shoulder in May during which he slumped to .227 (97-22), failed to hit a home run, and had only 4 extra-base hits (all doubles) . . . However, he still managed to drive in 17 runs and walk 15 times during the month.

Horner homered only one more time (June 2 at Pha), and hit .275 (40-11) in June with 7 rbi in 13 games before going on the disabled list June 23 (retroactive to June 20) . . . He underwent surgery Aug. 6.

SEASON WRAPUP: In spite of playing just 60 games and having only 247 plate appearances, Horner led the Cardinals with 8 sacrifice flies . . . In his final at bat in a Cardinal uniform, June 18 at Pittsburgh, he doubled home a run as a pinch-hitter.

PREVIOUS CAREER HIGHLIGHTS

1987: Made an immediate impression in Japan with a home run in his 1st game with Yakult Swallows, May 5 against the Hanshin Tigers . . . The next day he hit 3 homers vs. the Tigers . . . In his first 4 games in Japan, he hit .636 (11-7) with 6 home runs, 7 rbi and 5 walks . . . After that whirlwind start, he became an instant fan favorite . . . Led all U.S. players in Japan with .327 batting average (303-99) . . . Finished 5th in the Central League with 31 homers and was 10th with 73 rbi.

1986: Hit his first major league grand slam, Sep. 6 vs. Pittsburgh (off **Stan Fansler**) . . . Belted 4 homers in a game, July 6 vs. Montreal (3 off **Andy McGaffigan**, the other off **Jeff Reardon**), only the 11th time in ML history that feat was accomplished . . . Cracked his 200th career home run, June 19 vs. Los Angeles . . . Named N.L. "Player of the Week," June 30-July 6 with .333 (27-9), 4 homer, 8 rbi effort.

Set career highs with 141 games played and 517 at bats . . . Became 43rd major league player to collect 25 multi-home run games in a career . . . Had an 11-game hitting streak (39-16, .410), Aug. 26-Sep. 7 . . . Led all N.L. 1st basemen with 1378 putouts and 138 double plays.

1985: Recovered completely from wrist surgery he had during the offseason . . . Started season slowly, with one home run in 28 games, but he bounced back to hit 26 in his next 100 games.

Played 1st base for the 1st time since 1983 . . . Fielded flawlessly at his new position, with no miscues in 950 total chances, helping turn 105 double plays in 85 games . . . Batted .529 (34-18) with 4 doubles, one triple, 4 homers and 13 rbi during an 8-game streak, July 13-23 . . . Sat out 15 games with a sore wrist and 6 games because of a pulled hamstring.

1984: Broke the navicular bone in his right wrist May 30 and missed the remainder of the season . . . It was the same bone he broke Aug. 15, '83 . . . Prior to that, Horner missed 16 games when he suffered a jammed left shoulder, Apr. 27, in a collision with Catcher **Tom Wiegand** at Houston.

Horner was hot between accidents, batting .383 with 11 rbi in 13 games . . . He went 4-for-4 vs. Chicago with 2 doubles and 3 rbi, May 29.

1983: Was having his finest all-around season before he broke his right wrist, Aug. 15 . . . Set a personal-best with 25 doubles . . . Was the N.L. "Player of the Week," May 23-29 with .464 average, 7 rbi, 6 doubles and 6 runs scored . . . Had a trio of 10-game hitting streaks, one each in May, July and August . . . Had 4 hits in a game vs. San Francisco, July 3.

1982: Set personal bests with 85 runs scored and 66 bases on balls . . . Had a 5-hit game, June 12 at San Francisco (with a pair of doubles) . . . Collected 4 hits in a game at Montreal, May 19 . . . Batted .404 during a 14-game hitting streak, Apr. 24-May 13, with 7 home runs and 12 rbi.

Reached base 5 times without an at bat in a game July 27 against San Diego . . . He was walked 3 times and hit by pitches twice.

Was named to the N.L. All-Star team for the 1st time in his career.

1981: Led Atlanta in homers (15) for the 4th consecutive season . . . Earned N.L. "Player of the Week" honors, Sep. 28-Oct 4, with 6 home runs . . . Homered for the 100th time in his career, Sep. 9 off **Nolan Ryan** of Houston . . . Had 4-hit games against St. Louis, May 4; Montreal, Aug. 22 and Los Angeles, Sep. 29.

197

IN UNIFORM

BOB HORNER (Cont.)

1980: Hit 35 homers, 2nd in the N.L. to **Mike Schmidt** of Philadelphia (48) ... Received N.L. "Player of the Month" kudos for July with 14 home run, 33 rbi performance ... His homer total for July was one short of the major league record for that month, shared by **Joe Adcock**, **Hank Greenberg** and **Joe DiMaggio**.

1979: Had career-high 20-game hitting streak ... Set personal best with 98 rbi ... Was 5th in the N.L. with .314 average and .522 slugging percentage ... Had 4 hits in a game June 8 vs. Philadelphia and June 28 against San Diego.

1978: Was the top pick in the nation in June free agent draft ... Bypassed minor leagues and broke in with Atlanta ... In his 1st game, June 16, homered off Pittsburgh's **Bert Blyleven** at Atlanta Stadium ... Also singled in that game ... Earned "Rookie of the Year" Awards from The Sporting News and the Baseball Writers Association of America ... Underwent shoulder surgery during the offseason.

AMATEUR BACKGROUND: Set NCAA record with 25 home runs at Arizona State in 1978 ... Was the MVP of the 1977 College World Series ... Named to 1977 and 1978 All-America teams and was the 1978 College "Player of the Year."

HIGH SCHOOL: Was an all-state selection, lettering in baseball and basketball at Apollo (AZ) H.S.

PERSONAL: An avid golfer ... Married to the former **Christine Berry** ... They are the parents of 2 sons, **Trent** and **Tyler**.

63

TIMOTHY (TIM) CRAIG HULETT

Born: Jan. 12, 1960

Height: 6'0"; **Weight:** 185

Bats: R; **Throws:** R


Position: Infielder

Birthplace/Residence: Born and still resides in Springfield, IL.

Roster: Rochester.

Tenure: 2 years, 143 days.

Originally Signed with: Chicago White Sox.



YEAR CLUB	AVG.	G	AB	R	H	2B	3B	HR	RBI	BB	SO	SB	CS	HP
1980 Glens Falls—1	.174	6	23	3	4	0	0	0	0	3	5	0	1	0
Iowa	.250	3	3	1	2	0	0	0	0	0	0	1	0	0
Appleton	.259	79	278	49	72	11	1	13	47	34	56	5	4	3
1981 Glens Falls	.227	134	437	59	99	27	1	10	55	64	86	0	3	3
1982 Glens Falls	.271	140	*536	*114	145	28	5	22	87	95	135	1	8	3
1983 Denver	.273	133	477	77	130	19	4	21	88	61	64	5	3	2
Chicago (AL)	.200	6	5	0	1	0	0	0	0	0	0	1	0	0
1984 Chicago	.000	8	7	1	0	0	0	0	0	0	1	4	0	1
Denver	.263	139	475	72	125	32	6	16	80	67	88	3	4	0
1985 Chicago	.268	141	395	52	106	19	4	5	37	30	81	6	4	4
1986 Chicago	.231	150	520	53	120	16	5	17	44	21	91	4	1	1
1987 Chicago	.217	68	240	20	52	10	0	7	28	10	41	0	2	0
Hawaii	.236	42	157	13	57	5	2	1	24	9	28	4	1	0
1988 Indianapolis—2,3	.234	126	427	36	100	29	2	7	59	34	106	2	0	0

M.L. Totals .239 373 1167 126 279 45 9 29 109 62 217 11 8 5

Pro Totals .255 1175 3980 450 1013 196 30 119 549 429 785 32 32 16

* Led League

1—Selected by Chicago White Sox in Jan. '80 free agent draft (1st round, secondary phase). Previously selected by Texas in June '78 draft (39th round), but did not sign.

2—Acquired by Indianapolis (Montreal) from Vancouver (Chicago White Sox) in deal for infielder Edgar Caceras on 4/13/88.

3—Signed by Orioles as 6-year free agent on 11/11/88.

1988: After spending his entire professional career in the White Sox organization, Hulett performed last year at Indianapolis, Montreal's AAA club in the American Association ... He was 3rd on the team in games (126), at bats (427), doubles (29) and runs batted in (59) ... Released by the Expos, he was signed as a free agent by the Orioles on Nov. 11, '88.

PREVIOUS CAREER HIGHLIGHTS

1987: Was Chicago's starting 3rd baseman on Opening Day ... Led the White Sox with 3 homers and 14 rbi in April ... Also batted .297 (74-22) ...

198

Matched his career high with 4 rbi, including game winner on Apr. 15 at Toronto.

1986: Belted career-high 17 home runs, 2nd on the team to **Ron Kittle** ... Had 2-homer game, Sep. 20 at California, for the 1st time in his career ... Had a 6-game hitting streak, July 25-30 ... Was 4-for-4 in the final game of that streak, at Boston ... Started 56 games at 2b and 81 at 3b ... Was 3rd on the Sox with 29 multiple-hit games.

1985: First full season in the major leagues ... Started 96 games at 3b and 20 at 2b ... Batted .333 in April and .386 in May ... Clouted 1st major league homer, May 15 off O's **Dennis Martinez** ... Finished season with 8-game hitting streak.

1984: Played his way into the Opening Day lineup with a strong showing during spring training ... Optioned to Denver Apr. 26 after appearing in just 8 games (batting 7 times).

1983: Made major league debut against Seattle, Sep. 15 ... First big league start was Sep. 21 vs. Minnesota ... In the 1st 8 games of his major league career, the White Sox twice were no-hit (by Oakland's **Mike Warren**, Sep. 29, '83 and at Chicago by Detroit's **Jack Morris**, Apr. 7, '84).

MINOR LEAGUE CAREER: Led Denver with 16 home runs in '84 ... Was 3rd that year with 80 rbi ... Had career-high .273 average, 88 rbi with Denver in '83, his 1st season in AAA ball ... Helped Bears to sweep of Louisville in American Association championship with title-clinching rbi (on a sac fly).

HONORED: Named in '82 by Baseball America as the top 2nd baseman at the "AA" level ... Led the Eastern League with 113 runs scored that year.

PERSONAL: Played basketball, football and baseball at Lanphier H.S. ... Led city conference in average, home runs and stolen bases in each of his 4 years there ... Attended the University of South Florida (Tampa), where he set a school record with 19 doubles in a season ... Also attended Miami Dade North community college, where he clouted a school-record 14 homers ... Married to the former **Linda Ferguson** ... They are the parents of 3 sons: **Tug** (Feb. 28, '83), **Joe** (Apr. 9, '84) and **Sam** (Apr. 8, '86).

KENNETH (KEN) FRANCIS LANDREAUX

63

Born: Dec. 22, 1954

Height: 5'11"; **Weight:** 190

Bats: L; **Throws:** R


Position: Outfielder

Birthplace/Residence: Born in Los Angeles and currently resides in San Dimas, CA.

Roster: Hagerstown.

Tenure: 10 years, 22 days.

Signed Originally with: California.



YEAR CLUB	AVG.	G	AB	R	H	2B	3B	HR	RBI	BB	SO	SB	CS	HP
1976 El Paso—1	.220	21	59	15	13	3	1	2	11	8	9	0	0	1
1977 El Paso	.354	57	209	57	74	17	4	16	59	36	28	12	6	1
Salt Lake City	.359	62	256	67	92	16	4	11	57	22	21	8	5	3
California	.250	23	76	6	19	5	1	0	5	5	15	1	1	0
1978 California—2	.223	93	260	37	58	7	5	5	23	20	20	7	3	2
305	151	564	81	172	27	5	15	83	37	57	10	3	4	
1979 Minnesota	.281	129	484	56	136	23	11	7	62	39	42	8	6	2
1980 Minnesota—3	.251	99	390	48	98	16	4	7	41	25	42	18	4	1
1981 Los Angeles	.284	129	461	71	131	23	7	7	50	39	54	31	10	4
1982 Los Angeles	.281	141	481	63	135	25	3	17	66	34	52	30	11	2
1983 Los Angeles	.251	134	438	39	110	11	5	11	47	29	35	10	9	1
1984 Los Angeles	.268	147	482	70	129	26	2	12	50	33	37	15	5	1
1985 Los Angeles	.261	103	283	34	74	13	2	4	29	22	39	10	5	1
1986 Los Angeles	.203	115	182	17	37	4	0	6	23	16	28	5	3	1
1987 Los Angeles—4	.272	64	173	27	47	9	0	7	23	22	21	6	2	0

A.L. Totals .278 396 1384 180 385 62 22 27 173 101 134 26 13 8

N.L. Totals .263 868 2717 342 714 118 23 64 306 198 287 119 47 11

M.L. Totals .268 1264 4101 522 1099 180 45 91 479 299 421 145 60 19

1—Selected by California in June '76 free agent draft (1st round). Previously drafted by Houston in June '73 draft (8th round), but did not sign.

2—Acquired by Minnesota from California, along with pitchers Paul Hartzell and Brad Havens, and 3rd baseman Dave Engle, in deal for 1st baseman Rod Carew on 2/3/79.

3—Acquired by Los Angeles from Minnesota, in deal for 3rd baseman-outfielder Mickey Hatcher, 1st baseman Kelly Snider and pitcher Matt Reeves on 3/30/81.

4—Granted free agency on 11/9/87.

5—Signed by Orioles as a free agent on 6/14/88.

199

KEN LANDREAUX (Cont.)

Division Series Record

YEAR CLUB	AVG.	G	AB	R	H	2B	3B	HR	RBI	BB	SO	SB	CS	HP
1981 L.A. vs. Hou.	.200	5	20	1	4	1	0	0	1	0	1	0	0	0

League Championship Series Record

YEAR CLUB	AVG.	G	AB	R	H	2B	3B	HR	RBI	BB	SO	SB	CS	HP
1981 L.A. vs. Mon.	.100	5	10	0	1	1	0	0	0	3	2	0	0	0
1983 L.A. vs. Phi.	.143	4	14	0	2	0	0	0	1	1	3	0	0	0
1985 L.A. vs. St. L.	.389	5	18	4	7	3	0	0	2	1	1	0	0	0
L.C.S. Totals	.238	14	42	4	10	4	0	0	3	5	6	0	0	0

World Series Record

YEAR CLUB	AVG.	G	AB	R	H	2B	3B	HR	RBI	BB	SO	SB	CS	HP
1981 L.A. vs. N.Y.	.167	5	6	1	1	1	0	0	0	0	2	1	0	0

All-Star Game Record

YEAR CLUB	AVG.	G	AB	R	H	2B	3B	HR	RBI	BB	SO	SB	CS	HP
1980 A.L. at L.A.	.000	1	1	0	0	0	0	0	0	0	0	0	0	0

1988: Signed by the Orioles June 14, as a free agent . . . Still managed to hit 7 homers (tied for 4th on the team).

PREVIOUS CAREER HIGHLIGHTS

1987: Granted his free agency, Nov. 9.

1986: Experienced off-year with the Dodgers . . . Tore cartilage in his left knee July 27 at Chicago and underwent arthroscopic surgery July 29 . . . Collected 1,000th major league hit in a 4-for-4 effort Apr. 20 at Atl.

1985: Hit 2 homers in a game July 6 at St. Louis, one of which was the 1st Dodger inside-the-park home run since **Dave Lopes** hit one in 1979.

1983: Hit career-high 17 home runs including his 1st grand slam, off **Bruce Sutter** at St. Louis, July 23 . . . Was 2nd in the N.L. with 16 game-winning rbi . . . Matched his career high with 6 rbi on Opening Day, Apr. 5 at Houston . . . Had 5 hits in a game at Pittsburgh, July 20.

1982: Had career-high 31 stolen bases . . . Saw his errorless streak snapped at 142 games.

1981: Acquired from Minnesota, March 30 . . . Tied for the league lead with 1,000 fielding average (0 errors, 214 chances) . . . Caught **Bob Watson's** fly ball for the final out of the World Series.

1980: Had 31-game hitting streak for the Twins, setting a club record . . . It was the longest in the majors that season and the longest in the American League since **Dom DiMaggio** hit in 34 consecutive games with the 1949 Boston Red Sox.

His Hit Parade: Following 31-game streak (in which he batted .392), Landreaux immediately followed with a 19-game skein . . . July 3 vs. Texas, he tied a major league record with 3 triples in a game.

Winter League MVP: On a roll, Landreaux played for Aguilas in the Dominican Republic's winter league . . . He batted .388 to capture the league's MVP award.

1979: Against Seattle, July 3, he tied a major league record with 2 doubles in the same inning (7th) . . . Acquired from the Angels, Feb. 3, he led Minnesota in batting (.305).

1977: In his 1st major league game, Sep. 11, he threw out 3 White Sox runners from the outfield (2 at 3rd, and one at home).

MINOR LEAGUE CAREER: Was named The Sporting News "Minor League Player of the Year" in 1977 with combined stats of .357 average, 27 home runs and 116 rbi with El Paso (57 games) and Salt Lake City (62 games).

AMATEUR BACKGROUND: Was California's No. 1 selection in the June, 1976 Free Agent draft . . . Originally selected by Houston in the 8th round of the 1973 draft, he elected to attend Arizona State . . . Batted .413 his senior season, leading the Sun Devils to the College World Series . . . Earned a berth on The Sporting News College Baseball All-America Team in 1976 . . . Was named to the All-WAC team . . . Graduate of Dominguez Hills H.S. in Compton, CA in 1973.

PERSONAL: Married, wife's name is **Clissy**. They are the parents of 2 sons, **Kenneth Antoine** (Sep. 5, '79) and **Todd Xavier** (Jan. 13, '87) . . . Cousin of former Oriole **Enos Cabell**.

200

CHRIS McCALL MYERS

45

Born: Apr. 14, 1969

Height: 6'1"; **Weight:** 180

Bats, R; Throws, L

Position: Pitcher

Birthplace/Residence: Born and still resides in Tampa, FL.

Roster: Frederick.

Signed Originally with: Orioles.



YEAR CLUB	W-L	ERA	G	GS	CG	SHO	SV	IP	H	R	ER	BB	SO
1987 Bluefield-1	3-2	2.32	10	10	0	0	0	50	36	18	13	28	60
1988 Hagerstown	1-1	2.72	7	7	1	0	0	40	36	15	12	10	21
Pro Totals	4-3	2.50	17	17	1	0	0	90	72	33	25	38	81

MINOR LEAGUE CAREER: Saw limited action in '88 due to a sore arm . . . Was on the sidelines between Apr. 21-July 23 . . . Managed to hurl his 1st professional complete game, Aug. 8, vs. Winston-Salem, winning 5-1 . . . Recorded excellent ratio of 10.73 strikeouts per 9 ip in '87.

PERSONAL: Was the Orioles No. 1 pick in the June, '87 draft (7th selection overall) . . . Was graduated from Plant High School (Tampa, FL) in '87 . . . Lettered 3 times in baseball . . . Twice earned all-county and all-conference honors . . . Had 10-1 record, 0.20 era in senior year.

DOUG ROBBINS

70

Born: July 6, 1966

Height: 6'1"; **Weight:** 210

Bats, R; Throws, R

Position: Catcher

Birthplace/Residence: Born in Pittsburgh, PA . . . Resides in Moraga, CA.

Contract Status: Signed thru '89.

Roster: Frederick.

Signed Originally with: Orioles.



1988 IN REVIEW

OLYMPICS: Batted .333 (9-3) for the gold medal U.S. Olympic team in Seoul, Korea . . . Was the starting catcher in the gold medal game, a 5-3 win over Japan . . . Batted .353 (85-30) for Team USA during the squad's 53-game summer tour (they were 42-11).

COLLEGE: Batted .315 (248-78) with 11 homers and 50 rbi in 67 games, all starts, to help lead Stanford to its 2nd straight NCAA Championship . . . Named to the All-College World Series team . . . Threw out 5 of 7 attempted base stealers in the world series . . . Hit a 3-run homer against Cal State-Fullerton to put Stanford into the NCAA title game . . . Winner of Stanford's "Most Inspirational Player" Award.

MORE CAREER HIGHLIGHTS

MORE ON STANFORD: Played 4 years at Stanford and recorded a .290 career average . . . Started the last 2 seasons at catcher . . . Was at 1st base as a sophomore . . . That year he batted .327 in 41 games, 31 starts . . . In '87 as a junior, he batted .265 in the regular season, but excelled in postseason, batting .438 with 2 doubles, 2 homers and 5 rbi in the NCAA West Regional.

HIGH SCHOOL: Was injured most of his senior season at Miramonte (CA) High School . . . Played on a Northern California baseball team that went to Japan in the summer of '84 . . . Played in the '82 American Legion World Series.

201

DOUG ROBBINS (Cont.)

where his team finished 2nd . . . All-League, All-East Bay, All-Bay Area and All-Northern California in football his senior season . . . Named Athlete of the Year his senior year in high school.

OTHER: Earned degree in economics at Stanford . . . Lifetime member of the California Scholastic Federation . . . Was top student of Spanish in high school.

58

MICHAEL (MICKY) LEE WESTON

Born: March 26, 1961

Height: 6'1"; **Weight:** 180

Bats, R; Throws, R

Position: Pitcher

Birthplace/Residence: Born in Flint, MI . . . Now resides in Fenton, MI.

Roster: Rochester.

Tenure: None.

Signed Originally with: New York Mets.



YEAR CLUB	W-L	ERA	G	GS	CG	SHO	SV	IP	H	R	ER	BB	SO
1982 Little Falls—1	7-6	5.07	17	13	2	0	0	92	105	63	52	22	67
1983 Columbia	2-2	4.34	37	1	0	0	6	75	87	48	36	22	46
1984 Columbia	6-5	1.84	32	2	0	0	2	64	58	27	13	27	40
1985 Lynchburg	6-5	2.15	49	3	1	1	10	100	81	29	24	22	62
1986 Jackson	4-4	4.33	34	4	0	0	2	71	73	40	34	27	36
1987 Jackson	8-4	3.40	58	1	0	0	3	82	96	39	31	18	50
1988 Jackson	8-5	2.23	30	14	1	0	0	125	127	50	31	20	61
Tidewater—2	2-1	1.52	4	4	2	1	0	30	21	6	5	5	16
Pro Totals	43-32	3.18	261	42	6	2	23	639	648	302	226	163	378

1—Selected by New York Mets in June '82 free agent draft (12th round).

2—Signed by Orioles as a 6-year free agent on 11/28/88.

Pitches: Sinker, slider, change-up.

1988: Pitched in the Mets organization at Jackson (AA, Texas League) and Tidewater (AAA, International League) . . . With Tidewater, tossed a 2-hit shutout at Richmond, Aug. 19 (bb-0, so-0) . . . Became a 6-year free-agent and signed with the Orioles organization, Nov. 28.

1987: Was 2nd in the Texas League with 58 games pitched and 3rd in fewest walks allowed per 9 innings pitched (1.52).

1985: Hurlled a 2-hit shutout June 16 vs. Winston-Salem in one of his 3 starts . . . Ranked 3rd in the Carolina League with 49 appearances.

1982: Led Little Falls with 7 victories as a rookie.

AMATEUR BACKGROUND: Was graduated from Lake Fenton H.S. in Fenton, MI . . . Twice won first-team All-League honors . . . Member of the National Honor Society and received numerous awards for academics . . . Was graduated from Eastern Michigan University (Ypsilanti, MI) in 1984 . . . Selected to the All-Regional tournament team in 1982.

PERSONAL: Single.

PUBLIC RELATIONS ADMINISTRATIVE ASSISTANTS

AMERICAN LEAGUE

Baltimore—Helen Conklin
Boston—Mary Jane Ryan
California—Jan Newton & Larry Babcock
Chicago—Joyce Ulleweit
Cleveland—
Detroit—Connie Pietrowski
Kansas City—Chris Stathos
Milwaukee—Betsy Billebeck
Minnesota—Wendie Erickson
New York—Anne Mileo
Oakland—Doreen Alves
Seattle—Abby Stern
Texas—
Toronto—Judy Van Zutphen

NATIONAL LEAGUE

Atlanta—Melanie Jessee
Chicago—Doris Acosta & Chuck Wasserstrom
Cincinnati—Connie Barthelmas
Houston—Meribeth Fuqua
Los Angeles—Ruth Ruiz
Montreal—Chantel Parazzino
New York—Michele Tamoca
Philadelphia—Tina Vanaman
Pittsburgh—Danita Wilson
St. Louis—Jean Reifschneider
San Diego—Be Barnes
San Francisco—Maria Jacinto

Pre-Game Workout Schedule at Memorial Stadium

1:35 P.M. Start

In Uniform: 11:10
Orioles Hitting: 11:15–12:15
Visitors Hitting: 12:15–12:55
Orioles Infield: 12:55–1:05
Visitors Infield: 1:05–1:15
Ground Crew: 1:15

2:35 P.M. Start

In Uniform: 12:10
Orioles Hitting: 12:15–1:15
Visitors Hitting: 1:15–1:55
Orioles Infield: 1:55–2:05
Visitors Infield: 2:05–2:15
Ground Crew: 2:15

7:35 P.M. Start

In Uniform: 5:10
Orioles Hitting: 5:15–6:15
Visitors Hitting: 6:15–6:55
Orioles Infield: 6:55–7:05
Visitors Infield: 7:05–7:15
Ground Crew: 7:15

2:05 P.M. Start

In Uniform: 11:40
Orioles Hitting: 11:45–12:45
Visitors Hitting: 12:45–1:25
Orioles Infield: 1:25–1:35
Visitors Infield: 1:35–1:45
Ground Crew: 1:45

5:05 P.M. Start

In Uniform: 2:40
Orioles Hitting: 2:45–3:45
Visitors Hitting: 3:45–4:25
Orioles Infield: 4:25–4:35
Visitors Infield: 4:35–4:45
Ground Crew: 4:45

8:05 P.M. Start

In Uniform: 5:40
Orioles Hitting: 5:45–6:45
Visitors Hitting: 6:45–7:25
Orioles Infield: 7:25–7:35
Visitors Infield: 7:35–7:45
Ground Crew: 7:45

Major League Baseball Stadiums Ranked by Age (oldest first)

Rank	Ballclub	Stadium	1st Big League Game	Capacity#
1	Chicago White Sox	Comiskey Park	1910	44,087 (22)
2	Detroit Tigers	Tiger Stadium	1912 (4/20)	52,806 (17)
2	Boston Red Sox	Fenway Park	1912 (4/20)	33,583 (27)
4	Chicago Cubs	Wrigley Field	1916	38,143 (26)
5	New York Yankees	Yankee Stadium*	1923	57,545 (9)
6	Cleveland Indians	Cleveland Stadium	1931	74,383 (1)
7	Milwaukee Brewers	Milwaukee County Stadium	1953	53,192 (15)
8	Baltimore Orioles	Memorial Stadium	1954	54,017 (13)
9	San Francisco Giants	Candlestick Park	1960	58,000 (8)
10	Los Angeles Dodgers	Dodger Stadium	1962	56,000 (10)
11	New York Mets	Shea Stadium	1964	55,601 (11)
12	Houston Astros	Astrodome	1965	45,000 (21)
13	California Angels	Anaheim Stadium	1966 (4/8)	64,573 (2)
14	Atlanta Braves	Atlanta-Fulton County Stadium	1966 (4/12)	52,003 (19)
15	St. Louis Cardinals	Busch Stadium	1966 (5/12)	53,138 (16)
16	San Diego Padres	Jack Murphy Stadium	1968 (4/5)	59,022 (5)
17	Oakland A's	Oakland-Alameda County Stadium	1968 (4/17)	49,219 (20)
18	Cincinnati Reds	Riverfront Stadium	1970 (6/30)	52,392 (18)
19	Pittsburgh Pirates	Three Rivers Stadium	1970 (7/16)	58,722 (7)
20	Philadelphia Phillies	Veterans Stadium	1971	62,383 (3)
21	Texas Rangers	Arlington Stadium	1972	43,508 (24)
22	Kansas City Royals	Royals Stadium	1973	40,625 (25)
23	Seattle Mariners	Kingdome	1977 (4/6)	58,850 (6)
24	Toronto Blue Jays	Exhibition Stadium	1977 (4/7)	43,737 (23)
25	Montreal Expos	Olympic Stadium	1977 (4/15)	59,123 (4)
26	Minnesota Twins	Hubert H. Humphrey Metrodome	1982	55,244 (12)
27	Toronto Blue Jays	SkyDome**	1989	54,000 (14)

*—Renovated Yankee Stadium opened in '76

**—Scheduled to open during '89 season

#—Ranking in parenthesis (Source: 1988 Red and Green Books)

—For P.M. Writers Only— Things to do on Fridays/Saturdays

SPRING TRAINING NOTES (Cont.)

Over the last 30 years, approximately 1.3 million fans have watched the Birds in exhibition games at Miami Stadium. Last year the Orioles drew 44,567 for 10 dates at Bobby Maduro Miami Stadium, an average of 4,457.

The Orioles also hosted the 1st 2 games ever played at Joe Robbie Stadium. They drew 24,247 on March 11 against the Dodgers and 17,830 the next night against the Expos. The 24,247 is the largest crowd ever to see a major league spring training game in Florida.

1988 Spring Training Leaders: Hitting-Joe Orsulak (.338, 68-23) and Cal Ripken, 325 (80-26) ... Home Runs-Cal Ripken, Eddie Murray and Rick Schu (3 each) ... RBI-Rick Schu (13), Eddie Murray and Cal Ripken (12 each) ... Wins-Mike Morgan and Tom Niedenfuer (2 each) ... ERA-Mike Morgan (2.48).

Orioles Spring Training Records, ('54 thru '88): Hitting-Don Lenhardt (.462, 52-24) in '54 and John Shelby (.444, 63-28) in '83 ... Home Runs-Tito Francona in '56, Frank Robinson in '66 and Don Baylor in '75 (8 each) ... RBI-Tito Francona in '56 and Gus Triandos in '59 (25 each)

ORIOLES SPRING RECORDS—1954-1988

YEAR	TRAINING SITE	W-L†	HOME ATT.*	HOME DATES*	YEAR	TRAINING SITE	W-L†	HOME ATT.*	HOME DATES*
1954	Yuma	16-12	10,684	4	1972	Miami	10-8	42,522	10
1955	Daytona B'ch	11-15	14,697	7	1973	Miami	13-11	47,003	13
1956	Scottsdale	10-19	15,699	9	1974	Miami	11-11	40,247	12
1957	Scottsdale	14-19	15,568	9	1975	Miami	18-9	41,623	13
1958	Scottsdale	11-19	16,092	11	1976	Miami	4-11	29,123	8
1959	Miami	17-8	25,771	13	1977	Miami	14-10	51,918	11
1960	Miami	16-13	39,158	19	1978	Miami	13-11	57,812	12
1961	Miami	12-16	46,419	16	1979	Miami	10-15	44,310	12
1962	Miami	13-11	43,816	16	1980	Miami	7-14	30,321	9
1963	Miami	17-10	52,748	14	1981	Miami	12-13	42,282	10
1964	Miami	16-12	49,257	15	1982	Miami	14-12**	29,683	13
1965	Miami	12-16	55,602	14	1983	Miami	15-11**	34,883	15
1966	Miami	15-11	51,372	17	1984	Miami	15-12	34,973	11
1967	Miami	14-13	50,513	11	1985	Miami	14-14	55,569	15
1968	Miami	12-12	47,208	15	1986	Miami	14-15	50,592	13
1969	Miami	19-5	33,210	13	1987	Miami	13-15	54,749	16
1970	Miami	11-12	34,995	11	1988	Miami	9-19	44,567	10
1971	Miami	14-13	45,185	13					

†Against major league "A" teams only.

*Includes only games played at training site.

**One tie.

ORIOLES AND THE RE-ENTRY DRAFT

PLAYERS LOST

Year	Name	Signed With
1976	Wayne Garland (p)	CLE
	Bobby Grich (2b)	CAL
	Reggie Jackson (of)	NYN
	Royce Stillman (of)	CHIWS
1977	Dick Drago (p)	BOS
	Ross Grimsley (p)	MONT
	Elliott Maddox (of)	NYM
1979	Don Stanhouse (p)	LA

PLAYERS ACQUIRED

Year	Name	Previous Club
1976	Billy Smith (2b)	CAL
1978	Steve Stone (p)	CHIWS
1980	Jim Dwyer (of)	BOS
	Jose Morales (c)	MIN
1983	Tom Underwood (p)	OAK
1984	Don Aase (p)	CAL
	Lee Lacy (of)	PIT
	Fred Lynn (of)	CAL

Note: Al Bumbry ('78), John Lowenstein ('82), Joe Nolan ('82), and Dan Ford ('83) were all eligible in re-entry system but re-signed with Orioles ... The re-entry draft was abolished in '85.

"READ LIKE A PRO"

In response to Mayor Kurt Schmoke's 1988 inaugural pledge to make Baltimore, "A City that Reads", the Orioles developed their "Read Like A Pro" program.

"Read Like A Pro" is directed at 6th graders in both the Baltimore City and County School systems. It challenges the students to read a specified number of extra books during a 3-month period ... Those who achieve that goal, will receive free Orioles tickets for themselves and a parent or guardian.

Over the past 2 years the Orioles have also contributed \$15,000 to help fund Mayor Schmoke's adult literacy program in Baltimore City. In that connection, Kelly and Cal Ripken have pledged \$250,000 to the project, to be matched thru a corporate fund-raising drive, administered by the City.

NON-ROSTER PLAYERS—SPRING TRAINING 1989

NON-ROSTER PLAYERS AT SPRING TRAINING (16)										NON-ROSTER PLAYERS												
No.	PITCHERS	(6)	B-T	Ht.	Wt.	Born	Birthplace	Residence	1988 Club	W-L	ERA	G	AB	R	H	2B	3B	HR	RBI	BB	SO	ML Serv.
55	Breining, Fred	RR	6-4	185	11-15-55	San Francisco, CA	San Francisco, CA	San Francisco, CA	Out of Baseball													4,035
39	Dixon, Ken	SR	5-11	195	10-17-60	Monroe, VA	Monroe, VA	Baltimore, MD	Did Not Play—Injury	1-1	3.72	6	1	0	0	10.0	10	8	7			2,168
66	Hickey, Kevin	LL	6-1	195	2-25-56	Chicago, IL	Chicago, IL	Wheaton, IL	Charlotte	2-0	1.46	27	0	0	2	37.0	31	9	24			3,000
53	Holland, Al	RL	5-11	210	8-16-52	Roanoke, VA	Roanoke, VA	Voorhees, NJ	Out of Baseball	1-1	2.72	7	7	1	0	40.0	36	10	21			7,037
45	Myers, Chris	RL	6-1	180	4-14-69	Tampa, FL	Tampa, FL	Hagerstown	Hagerstown	8-5	2.23	30	14	1	0	125.0	127	20	61			0,000
58	Weston, Mickey	RR	6-1	180	3-26-61	Flint, MI	Flint, MI	Marysville, MI	Jackson	2-1	1.52	4	4	2	0	30.0	21	5	16			0,000
									Tidewater													0,000
No.	POSITION PLAYERS (10)	B-T	Ht.	Wt.	Born	Birthplace	Residence	1988 Club	Avg.	G	AB	R	H	2B	3B	HR	RBI	BB	SO	ML Serv.		
25	Davis, Butch (of)	RR	6-0	185	6-19-58	Williamston, NC	Garner, NC	Charlotte	.301	101	412	62	124	23	7	13	82	24	40	16	0.152	
								Rochester	.143	8	28	4	4	0	2	0	0	2	0			0
								Baltimore	.240	13	25	2	6	1	0	0	0	0	8	1		0
61	Eberle, Mike (c)	RR	6-2	200	1-3-65	Rapid City, SD	Rapid City, SD	Hagerstown	.244	123	435	49	106	25	1	5	74	36	88	0		0,000
65	Faulkner, Craig (c)	RR	6-5	235	10-18-65	Anchorage, AK	Venice, FL	Hagerstown	.284	125	440	55	125	25	1	12	76	50	99	1		0,000
2	Finley, Steve (of)	LL	6-2	175	5-12-65	Union City, TN	Paducah, KY	Hagerstown	.214	8	28	2	6	2	0	0	3	4	3	4		0,000
								Charlotte	.300	10	40	7	12	4	2	1	6	4	3	2		0
								Rochester	.314	120	456	61	143	19	7	5	54	28	55	20		2,022
38	Gerhart, Ken (of)	RR	6-1	185	5-19-61	Charlestown, SC	Murfreesboro, TN	Baltimore	.195	103	262	27	51	10	1	9	23	21	57	7		0
								Charlotte	.154	3	13	2	2	0	0	1	2	0	0	0		0
88	Gonzales, Rene (if)	RR	6-3	195	8-3-61	Austin, TX	Covina, CA	Baltimore	.215	92	237	13	51	6	0	2	15	13	32	2		2,024
63	Honer, Bob (if)	RR	6-1	215	8-6-57	Junction City, KS	Irving, TX	St. Louis	.257	60	206	15	53	9	1	3	33	32	23	0		9,108
67	Hulett, Tim (if)	RR	6-0	185	1-12-60	Springfield, IL	Springfield, IL	Indianapolis	.234	126	427	36	100	29	2	7	59	34	106	2		2,143
63	Landreaux, Ken (of)	LR	5-11	190	12-22-54	Los Angeles, CA	San Dimas, CA	Rochester	.272	64	173	27	47	9	0	7	23	22	21	6		10,022
70	Robbins, Doug (c)	RR	6-1	210	7-6-66	Pittsburgh, PA	Moraga, CA	Did Not Play—1988 Draftee														

1989 BALTIMORE ORIOLES ROSTER

1989 BALTIMORE ORIOLES ROSTER										Public Relations—Rick Vaughn Traveling Secretary—Phil Izzo										
Coaches: Elrod Hendricks (44); Al Jackson (31); Tom McCraw (40); Johnny Oates (46); Cal Ripken, Sr. (7)																				
No.	PITCHERS	(19)	B-T	Ht.	Wt.	Born	Birthplace	Residence	1988 Club	W-L	ERA	G	GS	CG	SV	IP	H	BB	SO	ML Serv.
29	Ballard, Jeff	LL	6-2	198	8-13-63	Billings, MT	Billings, MT	Rochester	4-3	2.97	9	8	3	0	60.2	56	11	32	1,030
48	Bautista, Jose	RR	6-2	203	7-25-64	Bani, D.R.	Bani, D.R.	Baltimore	8-12	4.40	25	25	3	0	153.1	167	42	41	
54	Bowden, Mark	LL	6-0	185	10-10-60	Ridgewood, NJ	Houston, TX	Baltimore	6-15	4.30	33	25	3	0	171.2	171	45	76	1,000
27	Habyan, John	RR	6-2	195	1-29-64	Bayshore, NY	Brentwood, NY	Rochester	9-5	3.38	24	13	0	0	96.0	80	51	94	0,000
42	Harnisch, Pete	RR	6-0	195	9-23-66	Commack, NY	Commack, NY	Baltimore	9-9	4.46	23	23	8	0	147.1	161	46	91	1,052
									Baltimore	7-6	2.58	20	20	4	0	142.2	22	4	4	0,020
									Rochester	4-0	2.58	7	7	3	0	132.1	113	52	14	14
37	Holton, Brian	RR	6-0	193	11-29-59	McKeesport, PA	Phoenix, MD	Baltimore	0-2	5.54	2	2	0	0	13.0	13	9	13	2,101
52	Mejia, Cesar	RR	6-2	160	10-10-66	Azua, D.R.	Azua, D.R.	Los Angeles	14-5	2.43	25	25	7	0	162.2	132	50	99	0,000
31	Mesa, Jose	RR	6-3	210	5-22-66	Azua, D.R.	Azua, D.R.	Glens Falls	0-3	8.62	11	2	0	0	15.2	21	14	15	0,025
18	Milacki, Bob	RR	6-4	220	7-28-64	Trenton, NJ	Lake Havasu, AZ	Rochester	12-8	2.70	24	24	11	0	176.2	174	65	103	0,020
12	Morgan, Mike	RR	6-2	215	10-8-59	Tulare, CA	Ogden, UT	Baltimore	2-0	5.43	3	3	1	0	25.0	9	9	18	
30	Olson, Gregg	RR	6-4	211	10-11-66	Omaha, NE	Omaha, NE	Rochester	0-2	4.76	3	3	0	0	17.0	19	6	7	6,111
23	Peraza, Oswaldo	RR	6-4	209	10-19-62	Puerto Cabello, Venez.	Puerto Cabello, Venez.	Hagerstown	0-1	5.87	8	0	0	0	15.1	24	6	22	0,032
43	Schilling, Curt	RR	6-4	215	11-14-66	Anchorage, AK	Phoenix, AZ	Baltimore	1-1	3.27	10	0	0	0	10.0	10	9	10	0.127
24	Schmidt, Dave	RR	6-1	194	4-22-57	Niles, MI	Agoura, CA	Rochester	5-7	5.55	19	15	1	0	86.0	98	37	61	0.127
									Baltimore	3-0	2.89	6	6	1	0	43.2	35	9	36	0.032
									New Britain	8-5	2.97	21	7	2	0	105.0	91	40	62	0.032
41	Smith, Mike	RR	6-3	190	10-31-63	San Antonio, TX	San Antonio, TX	Charlotte	5-2	3.18	7	7	2	0	45.1	36	23	32	
21	Thurmond, Mark	LL	6-0	193	9-12-56	Houston, TX	Katy, TX	Baltimore	0-3	3.82	4	4	0	0	14.2	22	10	4	7,091
50	Tibbs, Jay	RR	6-1	175	1-4-62	Birmingham, AL	Trussville, AL	Baltimore	8-5	3.40	41	9	0	2	129.2	129	38	67	0.113
									Indianapolis	0-1	2.57	32	5	0	0	63.0	40	14	55	4
32	Williamson, Mark	RR	6-0	171	7-21-59	Corpus Christi, TX	Lemon Grove, CA	Chattanooga	9-10	3.20	28	28	5	0	194.1	160	98	141	0,000
32	Williamson, Mark	RR	6-0	171	7-21-59	Corpus Christi, TX	Lemon Grove, CA	Baltimore	1-8	4.58	8	8	1	0	74.2	80	27	29	5,080
									Rochester	5-3	2.84	4	4	1	0	54.1	40	18	25	3,154
									Baltimore	4-15	5.39	30	24	1	0	159.2	182	63	82	
									Baltimore	5-8	4.90	37	10	2	2	117.2	125	40	62	1,131
									Rochester	2-3	3.34	12	3	1	2	29.2	38	5	25	

No.	CATCHERS	(4)	B-T	Ht.	Wt.	Born	Birthplace	Residence	1988 Club	Avg.	G	AB	R	H	2B	3B	HR	RBI	BB	SO	SB	ML Serv.
59	Holles, Chris	RR	6-0	195	3-20-65	Bowling Green, OH	Wayne, OH	Toledo	159	22	73	4	11	1	0	2	6	2	12	1	0.000
36	Melvin, Bob	RR	6-4	205	10-28-61	Palo Alto, CA	Redwood City, CA	Glens Falls	283	103	369	67	102	21	3	17	73	50	57	4	3.098
26	Nichols, Carl	RR	6-0	192	10-14-62	Los Angeles, CA	Compton, CA	San Francisco	234	92	273	23	64	13	1	8	27	13	46	0	0.116
14	Tettleton, Mickey	SR	6-2	214	9-16-60	Oklahoma City, OK	Scottsdale, AZ	Phoenix	307	21	75	11	23	5	0	2	9	8	13	0	4.052
									Baltimore	228	75	193	20	44	7	1	3	16	21	50	0	
									Rochester	244	19	41	9	10	3	1	4	9	15	0		
									Baltimore	261	86	283	31	74	11	1	11	37	28	70	0	
No.	INFELDERS	(8)	B-T	Ht.	Wt.	Born	Birthplace	Residence	1988 Club	Avg.	G	AB	R	H	2B	3B	HR	RBI	BB	SO	SB	ML Serv.
1	Bell, Juan	RR	5-11	157	3-29-68	San Pedro de Macoris, D.R.	San Pedro de Macoris, D.R.	San Antonio	279	61	215	37	60	4	2	5	21	16	37	11	0.000
57	Gomez, Leo	RR	6-0	180	3-2-67	Carnavanas, PR	Carnavanas, PR	Albany	300	73	257	42	77	9	0	8	45	16	70	7	0.000
15	Milligan, Randy	RR	6-2	225	11-27-61	San Diego, CA	San Diego, CA	Charlotte	282	24	89	6	26	5	0	3	20	24	1	1	0.110
3	Ripken, Bill	RR	6-1	183	12-16-64	Havre de Grace, MD	Cockeysville, MD	Pittsburgh	220	40	82	10	16	5	0	3	20	36	40	1	
8	Ripken, Cal	RR	6-4	225	8-24-60	Havre de Grace, MD	Cockeysville, MD	Buffalo	276	63	221	37	106	15	1	23	34	33	63	8	1.086
13	Schu, Rick	RR	6-0	194	1-26-62	Philadelphia, PA	Carmichael, PA	Baltimore	207	150	512	32	155	25	4	20	21	69	2	7.057	
28	Traber, Jim	LL	6-0	213	12-26-61	Columbus, OH	Columbia, MD	Baltimore	264	161	575	97	162	9	4	10	45	19	42	1	3.162
11	Worthington, Craig	RR	6-0	190	4-17-65	Los Angeles, CA	Pico Rivera, CA	Baltimore	255	103	352	45	41	10	0	6	23	13	19	2	1.057
									Rochester	282	38	144	17	41	10	0	6	23	13	93	3	0.031
									Baltimore	240	121	430	53	105	25	1	16	73	39	93	3	
									Baltimore	185	26	81	5	15	2	0	4	9	24	1		
No.	OUTFIELDERS	(7)	B-T	Ht.	Wt.	Born	Birthplace	Residence	1988 Club	Avg.	G	AB	R	H	2B	3B	HR	RBI	BB	SO	SB	ML Serv.
9	Anderson, Brady	LL	6-1	186	1-18-64	Silver Spring, MD	Poway, CA	Boston	230	41	148	14	34	5	3	4	19	26	33	8	0.127
16	Bradley, Phil	RR	6-0	185	3-11-59	Bloomington, IN	Columbia, MO	Pawtucket	287	49	167	27	48	6	1	4	19	26	33	8	
35	Hughes, Keith	RR	6-3	209	9-12-63	Bryn Mawr, PA	Paoli, PA	Baltimore	198	53	177	17	35	8	1	1	56	54	106	11	5.031
6	Orsini, Joe	LL	6-1	187	5-31-62	Glen Ridge, NJ	Timonium, MD	Philadelphia	264	154	569	47	120	3	5	11	56	43	57	11	0.158
19	Sheets, Larry	LL	6-3	236	12-6-59	St. Kitts, Neth. Ant.	Cockeysville, MD	Rochester	270	77	274	44	74	13	2	7	49	43	57	11	
10	Skeete, Ralel	LL	5-10	175	4-24-66	St. Kitts, Neth. Ant.	St. Maarten, Neth. Ant.	Baltimore	194	41	108	10	21	4	2	2	14	16	27	1	3.150
17	Slonick, Pete	SR	5-11	183	4-18-63	Harvey, IL	Park Forest, IL	Baltimore	288	125	379	48	109	21	3	8	27	23	30	9	4.027
									Charlotte	237	134	494	89	117	18	1	3	29	57	135	4	0.000
									Rochester	274	19	69	13	12	2	1	2	8	10	18	7	1.019
									Baltimore	230	83	261	29	60	7	1	4	17	28	45	12	

Additional Spring Training Coaches: Carlos Bernhardt (72), Greg Biagini (47), Dick Bosman (68), Tom Brown (56), Don Buford (62), Deacon Jones (49), Jerry Naron (60), Mike Pazik (71), Jim Schaffer (64), Minnie Mendoza (74).
 Clubhouse Managers—Jim Tyler (Home), Fred Tyler (Visiting)
 Trainer—Richie Bancellis, Jamie Reed
 Groundskeeper—Pat Santarone
 *172 days constitutes a full season.
 Strength/Conditioning Coach: Al Johnson

SPRING TRAINING DATA

Training Camps

Twin Lakes Park, Feb. 15-Mar. 1, 6700 Clark Rd., Sarasota, FL 34241—(813) 923-1996
Miami Stadium, Mar. 1-30, 2301 N.W. 10th Ave., Miami, FL 33127—(305) 633-9857

Headquarters Hotels

Harley Sandcastle, 1540 Ben Franklin Drive, Sarasota, FL 33577—(813) 388-2181
Hyatt Regency Miami, 400 S.E. 2nd Ave., Miami, FL 33131—(305) 358-1234

First Workout Dates

Pitchers and Catchers—Fri., Feb. 17
Infielders and Outfielders—Thurs., Feb. 23

SPRING SCHEDULE—1989

DATE	OPPONENT	PLACE	TIME
MAR.			
*3 Fri.	New York Mets	Miami	1:35 PM
*4 Sat.	New York Yankees	Miami	7:35 PM
*5 Sun.	New York Yankees	Ft. Lauderdale	1:35 PM
6 Mon.	Atlanta Braves	West Palm Beach	1:05 PM
7 Tue.	Montreal Expos	Miami	1:35 PM
8 Wed.	New York Mets	Port St. Lucie	1:05 PM
9 Thu.	Atlanta Braves	West Palm Beach	1:05 PM
*10 Fri.	Los Angeles Dodgers	Miami	1:35 PM
†*11 Sat.	Boston Red Sox	Joe Robbie Stadium, Miami	7:35 PM
*12 Sun.	New York Yankees	Miami	1:35 PM
13 Mon.	Atlanta Braves	Miami	1:35 PM
14 Tue.	Chicago White Sox	Miami	1:35 PM
	University of Miami	Mark Light Field, Miami	7:30 PM
#*15 Wed.	New York Mets	Miami	1:35 PM
16 Thu.	Houston Astros	Kissimmee	7:35 PM
17 Fri.	Detroit Tigers	Lakeland	1:35 PM
†*18 Sat.	Atlanta Braves	Miami	1:35 PM
*19 Sun.	Texas Rangers	Joe Robbie Stadium, Miami	1:35 PM
20 Mon.	Montreal Expos	West Palm Beach	1:35 PM
#21 Tue.	New York Yankees	Ft. Lauderdale	8:00 PM
#22 Wed.	New York Mets	Port St. Lucie	1:05 PM
#23 Thu.	Los Angeles Dodgers	Vero Beach	1:30 PM
*24 Fri.	Montreal Expos	Miami	7:35 PM
†*25 Sat.	New York Yankees	Joe Robbie Stadium, Miami	7:35 PM
*26 Sun.	New York Yankees	Ft. Lauderdale	1:35 PM
27 Mon.	Houston Astros	Miami	1:35 PM
28 Tue.	Montreal Expos	Miami	1:35 PM
29 Wed.	Texas Rangers	Port Charlotte	1:35 PM
#30 Thu.	New York Yankees	Miami	1:35 PM
31 Fri.	Open		
APR.			
*1 Sat.	Pittsburgh Pirates	RFK Stadium, D.C.	1:30 PM
*2 Sun.	St. Louis Cardinals	RFK Stadium, D.C.	1:30 PM

* WBAL radio (1090 AM)

† WMAR-TV (Ch. 2)

Home Team Sports

SPRING TRAINING ROAD ACCOMMODATIONS

March 16, Orlando Hyatt, 6375 West Irlo Bronson Memorial Highway, Kissimmee, FL 32741-(407) 396-1234

TICKET DATA

For game and ticket information, write or call Orioles' spring training ticket manager at Miami Stadium, 2301 N.W. Tenth Ave., Miami, Fla. 33127 . . . (305) 635-5395. Prices: Field Box—\$8.00 . . . Terrace Box—\$6.00 . . . General admission—\$4.50 . . . Children's and Senior Citizens' General Admission—\$2.50.

SPRING TRAINING NOTES

For the 1st time, the Orioles will open spring training at Twin Lakes Park in Sarasota. The Birds, will however, play their Grapefruit League games in Miami for the 31st consecutive spring (since '59). Only 5 other clubs have played their spring games at their present sites for a longer period of time: Detroit (Lakeland since '46); St. Louis (St. Petersburg since '46); Philadelphia (Clearwater since '47); Cleveland (Tucson since '47), and Los Angeles (Vero Beach since '48).

(Cont. on page 204)

ORIOLES STANDINGS, 1954-1988

YR.	W	L	PCT	G.B.	STD.	MANAGER
1988	54	107	.335	34½	7th	Ripken ⁴ F. Robinson
1987	67	95	.414	31	6th	Ripken
1986	73	89	.451	22½	7th	Weaver
1985	83	78	.516	16	4th	Altobelli ³ Ripken Weaver
1984	85	77	.525	19	5th	Altobelli
1983	98	64	.605	(6)	1st	Altobelli
1982	94	68	.580	1	2nd	Weaver
1981	59	46	.562	1	2nd*	Weaver
1980	100	62	.617	3	2nd	Weaver
1979	102	57	.642	(8)	1st	Weaver
1978	90	71	.559	9	4th	Weaver
1977	97	64	.602	2½	2-T	Weaver
1976	88	74	.543	10½	2nd	Weaver
1975	90	69	.566	4½	2nd	Weaver
1974	91	71	.562	(2)	1st	Weaver
1973	97	65	.599	(8)	1st	Weaver
1972	80	74	.519	5	3rd	Weaver
1971	101	57	.639	(12)	1st	Weaver
1970	108	54	.667	(15)	1st	Weaver
1969	109	53	.673	(19)	1st	Weaver
1968	91	71	.562	12	2nd	Weaver ² Bauer
1967	76	85	.472	15½	6-T	Bauer
1966	97	63	.606	(9)	1st	Bauer
1965	94	68	.580	8	3rd	Bauer
1964	97	65	.599	2	3rd	Bauer
1963	86	76	.531	18½	4th	Hitchcock
1962	77	85	.475	19	7th	Hitchcock
1961	95	67	.586	14	3rd	Harris ¹ Richards
1960	89	65	.578	8	2nd	Richards
1959	74	80	.481	20	6th	Richards
1958	74	79	.484	17½	6th	Richards
1957	76	76	.500	21	5th	Richards
1956	69	85	.448	28	6th	Richards
1955	57	97	.370	39	7th	Richards
1954	54	100	.351	57	7th	Dykes
Totals	2972	2557	.538			

*1st Half: 31-23, .574, 2 G.B., 2nd.

2nd Half: 28-23, .549, 2 G.B., 4th.

(1) Harris (17-10) replaced Richards (78-57) on Sep. 1.

(2) Weaver (48-34) replaced Bauer (43-37) July 11.

(3) Altobelli (29-26) relieved after game of June 12; Ripken (1-0) managed June 13; Weaver (53-52) took over June 14.

(4) Robinson (54-101) replaced Ripken (0-6) on Apr. 12.

1988 FINAL MAJOR LEAGUE STANDINGS

A.L. EAST	WON	LOST	PCT.	GB	A.L. WEST	WON	LOST	PCT.	GB
Boston	89	73	.549	—	Oakland	104	58	.642	—
Detroit	88	74	.543	1	Minnesota	91	71	.562	13
Milwaukee	87	75	.537	2	Kansas City	84	77	.522	19½
Toronto	87	75	.537	2	California	75	87	.463	29
New York	85	76	.528	3½	Chicago	71	90	.441	32½
Cleveland	78	84	.481	11	Texas	70	91	.435	33½
BALTIMORE	54	107	.335	34½	Seattle	68	93	.422	35½
N.L. EAST	WON	LOST	PCT.	GB	N.L. WEST	WON	LOST	PCT.	GB
New York	100	60	.625	—	Los Angeles	94	67	.584	—
Pittsburgh	85	75	.531	15	Cincinnati	87	74	.540	7
Montreal	81	81	.500	20	San Diego	83	78	.516	11
Chicago	77	85	.475	24	San Francisco	83	79	.512	11½
St. Louis	76	86	.469	25	Houston	82	80	.506	12½
Philadelphia	65	96	.404	35½	Atlanta	54	106	.338	39½

WON-LOST RECORDS vs. EACH OPPONENT, 1988

ORIOLES VS. A.L. WEST				ORIOLES VS. A.L. EAST			
HOME	AWAY	TOTAL		HOME	AWAY	TOTAL	
W-L	W-L	W-L		W-L	W-L	W-L	
California	3-3	2-4	5-7	Boston	3-4	1-5	4-9
Chicago	2-3	2-4	4-7	Cleveland	3-3	1-6	4-9
Kansas City	0-6	0-6	0-12	Detroit	3-4	2-4	5-8
Minnesota	2-4	1-5	3-9	Milwaukee	2-4	2-5	4-9
Oakland	2-4	2-4	4-8	New York	2-5	1-5	3-10
Seattle	4-2	3-3	7-5	Toronto	4-2	1-6	5-8
Texas	4-2	2-4	6-6	vs. East	17-22	8-31	25-53
vs. West	17-24	12-30	29-54	Grand Totals	34-46	20-61	54-107

ORIOLES 1989 SCHEDULE

APRIL

SUN	MON	TUES	WED	THURS	FRI	SAT
2	3 2:05 TV2 BOS	4	5 S 7:35 HTS BOS	6 3B 7:35 HTS BOS	7 8:05 TV2 MIN	8 8:05 TV2 MIN
9 2:15 HTS MIN	10 8:35 TV2 KC	11 8:35 TV2 KC	12 8:35 TV2 KC	13	14 7:35 HTS BOS	15 1:05 BOS
16 1:05 TV2 BOS	17 11:05 AM BOS	18 S 7:35 HTS KC	19 S 7:35 HTS KC	20 3B 7:35 HTS KC	21 S 8:05 HTS MIN	22 * 7:35 HTS MIN
23 1:35 HTS MIN	24 10:05 TV2 CAL	25 10:05 CAL	26 10:05 HTS OAK	27 3:15 HTS OAK	28 10:05 SEA	29 10:05 SEA
30 4:35 TV2 SEA						

MAY

SUN	MON	TUES	WED	THURS	FRI	SAT
	1	2 S 7:35 HTS CAL	3 3B 7:35 TV2 CAL	4	5 * S 8:05 HTS SEA	6 7:35 HTS SEA
7 2:35 HTS SEA	8 3B 7:35 TV2 OAK	9 S 7:35 HTS OAK	10 S 7:35 HTS OAK	11	12 S 8:05 HTS CHI	13 7:35 HTS CHI
14 1:35 HTS CHI	15	16 8:35 TV2 TEX	17 8:35 TV2 TEX	18 3B 7:35 HTS CLE	19 8:05 TV2 CLE	20 S 7:35 HTS CLE
21 1:35 HTS CLE	22 8:30 TV2 CHI	23 8:30 TV2 CHI	24 8:30 HTS CHI	25	26 7:35 TV2 CLE	27 7:05 TV2 CLE
28 1:35 HTS CLE	29 3B 7:35 HTS TEX	30 S 7:35 HTS TEX	31 * S 7:35 HTS TEX			

JUNE

SUN	MON	TUES	WED	THURS	FRI	SAT
				1 7:35 HTS DET	2 7:35 TV2 DET	3 7:35 DET
4 1:35 HTS DET	5 7:30 HTS NY	6 7:30 TV2 NY	7 7:30 TV2 NY	8 3B 7:35 HTS MIL	9 8:05 HTS MIL	10 7:35 HTS MIL
11 1:35 HTS MIL	12	13 S 7:35 HTS NY	14 7:35 HTS NY	15 7:35 HTS NY	16 8:05 HTS OAK	17 * 7:35 HTS OAK
18 1:35 HTS OAK	19 10:05 SEA	20 10:05 HTS SEA	21 10:05 HTS SEA	22 10:35 CAL	23 10:35 CAL	24 10:05 TV2 CAL
25 4:05 TV2 CAL	26	27 * S 7:35 HTS TOR	28 S 7:35 HTS TOR	29 3B 7:35 HTS TOR	30 8:05 HTS DET	

JULY

SUN	MON	TUES	WED	THURS	FRI	SAT
						1 7:35 HTS DET
2 1:35 HTS DET	3 S 7:35 HTS DET	4 7:35 TV2 TOR	5 7:35 HTS TOR	6 7:35 TOR	7 8:35 MIL	8 8:35 TV2 MIL
9 2:35 HTS MIL	10 ALL	11 STAR CAL	12 GAME CAL	13 S 7:35 CAL	14 8:05 TV2 CAL	15 7:35 HTS CAL
16 1:35 HTS CAL	17 3B 7:35 HTS SEA	18 * S 7:35 HTS SEA	19 S 1:35 HTS SEA	20 10:05 OAK	21 10:35 OAK	22 4:05 TV2 OAK
23 4:05 TV2 OAK	24	25 8:05 TV2 MIN	26 8:05 TV2 MIN	27 1:15 MIN	28 8:35 TV2 KC	29 8:05 HTS KC
30 2:35 TV2 KC	31 7:35 TV2 BOS					

AUGUST

SUN	MON	TUES	WED	THURS	FRI	SAT
		1 7:35 BOS	2 7:35 HTS BOS	3	4 S 8:05 HTS TEX	5 7:35 HTS TEX
6 1:35 HTS TEX	7 3B 7:35 HTS MIN	8 S 7:35 HTS MIN	9 S 7:35 HTS MIN	10	11 8:05 HTS BOS	12 S 7:35 HTS BOS
13 1:35 HTS BOS	14 7:35 TV2 DET	15 7:35 TV2 DET	16 7:35 HTS DET	17 3B 7:35 HTS TOR	18 S 8:05 HTS TOR	19 7:35 HTS TOR
20 1:35 HTS TOR	21 3B 7:35 TV2 MIL	22 S 7:35 HTS MIL	23 * S 7:35 HTS MIL	24 7:30 HTS NY	25 7:30 HTS NY	26 7:30 TV2 NY
27 1:30 TV2 NY	28	29 7:35 TV2 CLE	30 7:35 TV2 CLE	31 7:35 CLE		

SEPTEMBER

SUN	MON	TUES	WED	THURS	FRI	SAT
					1 8:30 TV2 CHI	2 7:00 CHI
3 2:30 TV2 CHI	4 3B 7:35 HTS CLE	5 S 7:35 CLE	6 S 7:35 HTS CLE	7 8:35 TEX	8 8:35 TV2 TEX	9 8:35 TV2 TEX
10 3:05 TEX	11 3B 7:35 HTS CHI	12 S 7:35 HTS CHI	13 S 7:35 HTS CHI	14	15 * S 8:05 HTS KC	16 S 7:35 HTS KC
17 S 1:35 HTS KC	18	19 3B 7:35 HTS DET	20 S 7:35 HTS DET	21	22 7:35 HTS NY	23 7:35 HTS NY
24 1:35 HTS NY	25 8:35 MIL	26 8:35 HTS MIL	27 8:35 HTS MIL	28	29 7:35 TOR	30 1:35 TOR

OCTOBER

SUN	MON	TUES	WED	THURS	FRI	SAT
1 1:35 HTS TOR	2	3	4	5	6	7

ALL STARTING TIMES ARE EASTERN TIMES AND ARE SUBJECT TO CHANGE

Home ☐ Away ☐

TV2—Televised by WMAR-TV (ch. 2) and O's TV Network.

HTS—Televised by HOME TEAM SPORTS, Regional Pay Cable Sports Network.

3B—Giant Three Buck Night—Any upper reserved, lower reserved grandstand or adult general admission seat available for \$3.00.

S—Student Discount Dates—Students may purchase upper reserved seats for \$3.50. Tickets available only 1 1/2 hours before game time at gate E-6.

*—Fan Club Dates—Baltimore Sun Fantastic Fans Club. One general admission ticket to 8 pre-selected games plus a 50% discount for up to 8 reserved seats on each of those 8 dates.